



# **BMCRC-MRO CHAMPIONSHIPS**

## **2023**

**Round 8**  
**Brands Hatch Indy**  
**30<sup>th</sup> September / 1<sup>st</sup> October 2023**



Timing & Results Provided by Timing Solutions Ltd

[www.tsl-timing.com](http://www.tsl-timing.com)

illuminate~~e~~design

# ILLUMINATE DESIGN 250 MZ & BLUE HAZE GPF



BMCRC-MRO Championships - Round 8  
Brands Hatch Indy  
30<sup>th</sup> September / 1<sup>st</sup> October 2023



Timing & Results Provided by Timing Solutions Ltd

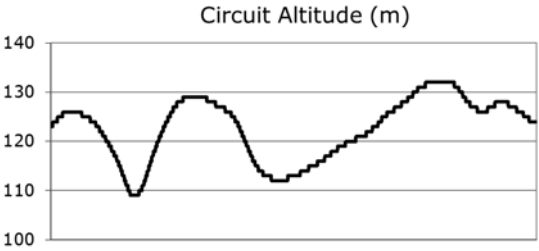
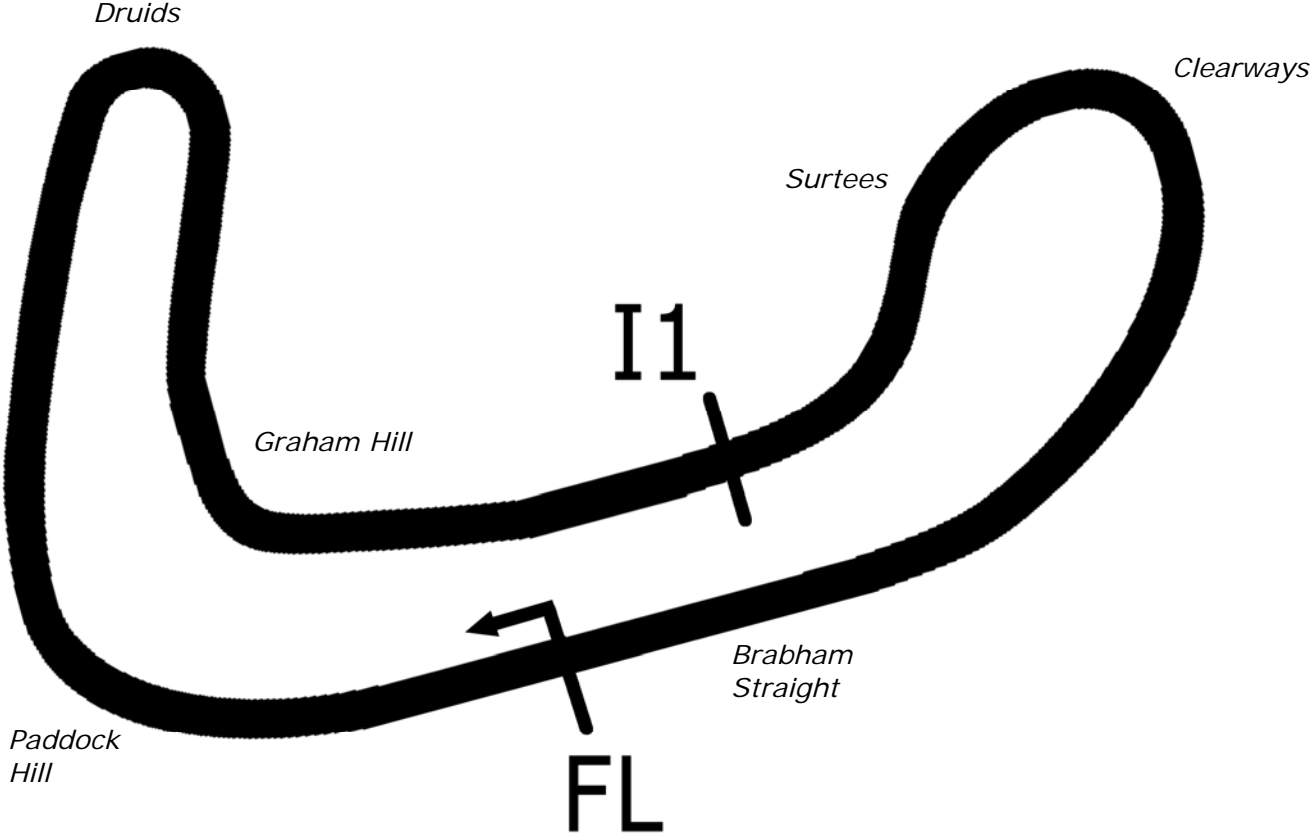
[www.tsl-timing.com](http://www.tsl-timing.com)

# Brands Hatch Indy



SPORTS TIMING

TIMING SOLUTIONS LTD



Length	1.2079 miles	1944.0 m	
FL		51.36032 N	0.26032 E
I1	1112m	51.35934 N	0.25955 E
Pit Entry	1669m	51.35911 N	0.25743 E
Pit Exit	26m after FL	51.36027 N	0.26078 E
Pit Entry–Pit Exit 277m, 16.6s @60kph, 12.4s @80kph			

# BMCRC - MRO Championships 2023 - Rnd 8 @ Brands Hatch Indy

## Illuminate Design 250MZs & Blue Haze GPF 2-Strokes

### QUALIFYING - CLASSIFICATION

POS	NO	CL	PIC NAME	ENTRY	TIME	ON	LAPS	GAP	DIFF	MPH
1	175	GPF	1 Anthony JOHNSON	Yamaha TZR250 - INTA MOTORCYCLE SERVICES L	53.460	2	2			81.34
2	15	GPF	2 Billy PERKINS	Yamaha TZR 250 - Ashford tarmac / Barking mad abou	53.656	4	5	0.196	0.196	81.04
3	61	GPF	3 Paul WELCH	Yamaha TZR250 -	53.834	11	12	0.374	0.178	80.77
4	18	GPF	4 David BALL	Yamaha TZR250F3 - Gardiner Page and Roe pension c	54.092	2	13	0.632	0.258	80.39
5	81	GPF	5 Scott GRANT	Yamaha TZR250 -	54.193	11	13	0.733	0.101	80.24
6	4	GPF	6 Denis HALIL	Yamaha TZR250 - D & A AUTOS	55.029	12	12	1.569	0.836	79.02
7	26	GPF	7 Damian LEE	Yamaha TZR250 - Leed Autos	55.046	4	13	1.586	0.017	78.99
8	28	GPF	8 Liam McCARTER	Yamaha TZR250 - Katie McCarter	55.143	7	12	1.683	0.097	78.86
9	110	GPF	9 Mark HAIGH	Aprilia RS250 - Chesterfield CarClinic/The Tuning Work	56.111	11	12	2.651	0.968	77.50
10	52	GPF	10 Andy FLUX	Yamaha TZR 250 - Mach 1 Automotive LTD	56.812	4	5	3.352	0.701	76.54
11	65	GPF	11 Andrew MOXON	Aprilia RS 250 - Heix Homes Developments ltd	56.860	6	6	3.400	0.048	76.47
12	67	GPF	12 Mark BAILEY	Yamaha TZR - Elite Air conditioning Ltd. Hydroflow plur	57.341	6	10	3.881	0.481	75.83
13	85	MZ	1 Andrew WALES	MZ ETZ 250 - Illuminated Design LTD	57.486	9	12	4.026	0.145	75.64
14	69	MZ	2 Alexander MANN	MZ TS 250 - HS RACING	57.529	9	10	4.069	0.043	75.58
15	75	MZ	3 Peter WOODALL	MZ ETZ 250 - Online Lubricants	57.858	6	11	4.398	0.329	75.15
16	565	MZ	4 Louis KERSHAW	MZ 250 ETZ - Team Lucky Streetsy/Walkers Campers	58.644	6	9	5.184	0.786	74.15
17	96	MZ	5 Chris KENT	MZ ETZ 250 -	58.684	11	12	5.224	0.040	74.10
18	13	MZ	6 Gordon RYAN	MZ 250 ETZ - Prism Work Psychology	58.775	9	12	5.315	0.091	73.98
19	84	GPF	13 Bert ELLISON	Yamaha TZR250 -	1:00.092	6	11	6.632	1.317	72.36
20	7	MZ	7 John ASHMEAD	MZ 250 ETZ -	1:00.266	6	6	6.806	0.174	72.15
21	150	GPF	14 Stuart MELHUISH	Yamaha TZR250 -	1:00.374	11	11	6.914	0.108	72.02
22	14	MZ	8 Andy MARKS	MZ 250 ETZ - Kingpin Components	1:00.460	11	11	7.000	0.086	71.92
23	8	MZ	9 Rich ASKEW	MZ 250 ETZ - L+R construction	1:01.505	5	6	8.045	1.045	70.70
24	22	MZ	10 Simon FINCH	MZ ETZ250 - BlueCloud Projects Ltd	1:01.855	7	8	8.395	0.350	70.30
25	11	MZ R	1 Carl CRIPPS	MZ ETZ250 - MIS UK LTD	1:02.016	6	11	8.556	0.161	70.12
26	5	MZ	11 Garry SAMETT	MZ TS 250 - smallmouse	1:02.934	5	6	9.474	0.918	69.09
27	102	MZ R	2 Caleb WRIGHT	MZ 250 ETZ - Clover Investments	1:03.608	10	11	10.148	0.674	68.36
28	94	MZ R	3 Gareth FAITH	MZ 250 ETZ - Illuminate Design	1:04.104	5	11	10.644	0.496	67.83
29	41	MZ	12 Gary WILLIAMS	MZ 250 -	1:04.377	5	6	10.917	0.273	67.54
30	66	MZ	13 Graeme LEWIS	MZ 250 ETZ - Morris Racing Lubricants #MRL & DRD M	1:04.602	2	5	11.142	0.225	67.31
31	6	MZ	14 Paul ANSELL	MZ 250 ETZ -	1:04.630	10	11	11.170	0.028	67.28
32	38	MZ	15 Chris PETTET	MZ ETZ250 -	1:04.727	3	5	11.267	0.097	67.18
33	54	MZ R	4 John FISHER	MZ 250 ETZ -	1:05.104	6	8	11.644	0.377	66.79

Weather / Track : Cloudy / Dry

These results are provisional until the conclusion of any judicial and technical matters.

Brands Hatch Indy: 1.2079 miles  
Date: 30/09/2023 Start: 10:06 Finish: 10:18

Clerk Of Course :	Stewards :	Timekeeper : <i>Craig Smith</i>
-------------------	------------	------------------------------------

Results can be found at [www.tsl-timing.com](http://www.tsl-timing.com)

Printed - 10:21 Saturday, 30 September 2023



# BMCRC - MRO Championships 2023 - Rnd 8 @ Brands Hatch Indy

Illuminate Design 250MZs & Blue Haze GPF 2-Stroke

## QUALIFYING - SECTOR ANALYSIS



SECTOR 1 = FL to I1, SECTOR 2 = I1 to FL, DIFF = Difference To Personal Best Lap, P = Crossed Finish Line in Pit Lane, D = Time Disallowed

P1		175 GPF		Anthony JOHNSON		Yamaha TZR250 - INTA MOTORCYCLE SERVICES LTD	
IDEAL LAP TIME : 53.317		BEST LAP TIME : 53.460		DIFFERENCE : 0.143			
LAP	SECTOR 1	SECTOR 2	LAP TIME	MPH	DIFF	TIME OF DAY	
1 -	OUTLAP	22.061	1:01.920	70.22	8.460	10:11:25.368	
2 -	31.782	<b>21.678</b>	<b>53.460 (1)</b>	<b>81.34</b>		<b>10:12:18.828</b>	

P2		15 GPF		Billy PERKINS		Yamaha TZR 250 - Ashford tarmac / Barking mad about Animals	
IDEAL LAP TIME : 53.554		BEST LAP TIME : 53.656		DIFFERENCE : 0.102			
LAP	SECTOR 1	SECTOR 2	LAP TIME	MPH	DIFF	TIME OF DAY	
1 -	OUTLAP	22.512	58.600	74.20	4.944	10:08:54.260	
2 -	32.810	22.872	55.682	78.09	2.026	10:09:49.942	
3 -	<b>32.104</b>	21.892	53.996 (3)	80.53	0.340	10:10:43.938	
4 -	32.206	<b>21.450</b>	<b>53.656 (1)</b>	<b>81.04</b>		<b>10:11:37.594</b>	
5 -	32.108	21.712	53.820 (2)	80.79	0.164	10:12:31.414	

P3		61 GPF		Paul WELCH		Yamaha TZR250 -	
IDEAL LAP TIME : 53.821		BEST LAP TIME : 53.834		DIFFERENCE : 0.013			
LAP	SECTOR 1	SECTOR 2	LAP TIME	MPH	DIFF	TIME OF DAY	
1 -	OUTLAP	22.504	1:03.180	68.82	9.346	10:08:49.248	
2 -	33.206	21.813	55.019	79.03	1.185	10:09:44.267	
3 -	32.593	22.307	54.900	79.20	1.066	10:10:39.167	
4 -	32.600	21.679	54.279	80.11	0.445	10:11:33.446	
5 -	32.762	21.766	54.528	79.74	0.694	10:12:27.974	
6 -	33.403	22.933	56.336	77.19	2.502	10:13:24.310	
7 -	32.723	21.879	54.602	79.64	0.768	10:14:18.912	
8 -	32.589	21.636	54.225	80.19	0.391	10:15:13.137	
9 -	32.516	21.700	54.216 (3)	80.20	0.382	10:16:07.353	
10 -	32.401	<b>21.583</b>	53.984 (2)	80.55	0.150	10:17:01.337	
11 -	<b>32.238</b>	21.596	<b>53.834 (1)</b>	<b>80.77</b>		<b>10:17:55.171</b>	
12 -	32.842	21.771	54.613	79.62	0.779	10:18:49.784	

P4		18 GPF		David BALL		Yamaha TZR250F3 - Gardiner Page and Roe pension consultan	
IDEAL LAP TIME : 53.744		BEST LAP TIME : 54.092		DIFFERENCE : 0.348			
LAP	SECTOR 1	SECTOR 2	LAP TIME	MPH	DIFF	TIME OF DAY	
1 -	34.160	22.644	56.804	76.55	2.712	10:07:47.216	
2 -	<b>32.067</b>	22.025	<b>54.092 (1)</b>	<b>80.39</b>		<b>10:08:41.308</b>	
3 -	32.720	22.703	55.423	78.46	1.331	10:09:36.731	
4 -	32.648	21.995	54.643 (3)	79.58	0.551	10:10:31.374	
5 -	33.518	21.728	55.246	78.71	1.154	10:11:26.620	
6 -	33.875	22.363	56.238	77.32	2.146	10:12:22.858	
7 -	33.222	<b>21.677</b>	54.899	79.21	0.807	10:13:17.757	
8 -	32.753	21.930	54.683	79.52	0.591	10:14:12.440	
9 -	32.876	21.994	54.870	79.25	0.778	10:15:07.310	
10 -	32.425	21.938	54.363 (2)	79.99	0.271	10:16:01.673	
11 -	32.683	21.974	54.657	79.56	0.565	10:16:56.330	
12 -	32.727	21.934	54.661	79.55	0.569	10:17:50.991	
13 -	33.740	21.828	55.568	78.25	1.476	10:18:46.559	

# BMCRC - MRO Championships 2023 - Rnd 8 @ Brands Hatch Indy

## Illuminate Design 250MZs & Blue Haze GPF 2-Stroke

### QUALIFYING - SECTOR ANALYSIS



SECTOR 1 = FL to I1, SECTOR 2 = I1 to FL, DIFF = Difference To Personal Best Lap, P = Crossed Finish Line in Pit Lane, D = Time Disallowed

<b>P5</b>		<b>81 GPF</b>		<b>Scott GRANT</b>		Yamaha TZR250 -	
IDEAL LAP TIME : 54.153		BEST LAP TIME : 54.193		DIFFERENCE : 0.040			
LAP	SECTOR 1	SECTOR 2	LAP TIME	MPH	DIFF	TIME OF DAY	
1 -	34.075	22.922	56.997	76.29	2.804	10:07:45.756	
2 -	32.970	22.663	55.633	78.16	1.440	10:08:41.389	
3 -	33.007	22.437	55.444	78.43	1.251	10:09:36.833	
4 -	32.753	22.176	54.929	79.16	0.736	10:10:31.762	
5 -	33.337	22.334	55.671	78.11	1.478	10:11:27.433	
6 -	33.188	23.315	56.503	76.96	2.310	10:12:23.936	
7 -	34.320	22.552	56.872	76.46	2.679	10:13:20.808	
8 -	32.651	22.440	55.091	78.93	0.898	10:14:15.899	
9 -	32.601	22.108	54.709 (3)	79.48	0.516	10:15:10.608	
10 -	32.404	22.328	54.732	79.45	0.539	10:16:05.340	
<b>11 -</b>	<b>32.074</b>	22.119	<b>54.193 (1)</b>	<b>80.24</b>		<b>10:16:59.533</b>	
12 -	32.138	22.188	54.326 (2)	80.04	0.133	10:17:53.859	
13 -	32.697	<b>22.079</b>	54.776	79.38	0.583	10:18:48.635	

<b>P6</b>		<b>4 GPF</b>		<b>Denis HALIL</b>		Yamaha TZR250 - D & A AUTOS	
IDEAL LAP TIME : 54.684		BEST LAP TIME : 55.029		DIFFERENCE : 0.345			
LAP	SECTOR 1	SECTOR 2	LAP TIME	MPH	DIFF	TIME OF DAY	
1 -	36.284	23.905	1:00.189	72.24	5.160	10:07:59.640	
2 -	34.676	22.227	56.903	76.42	1.874	10:08:56.543	
3 -	33.467	22.159	55.626 (2)	78.17	0.597	10:09:52.169	
4 -	34.088	23.059	57.147	76.09	2.118	10:10:49.316	
5 -	33.917	22.102	56.019	77.62	0.990	10:11:45.335	
6 -	33.986	22.333	56.319	77.21	1.290	10:12:41.654	
7 -	33.615	23.265	56.880	76.45	1.851	10:13:38.534	
8 -	33.140	22.808	55.948	77.72	0.919	10:14:34.482	
9 -	34.240	22.275	56.515	76.94	1.486	10:15:30.997	
10 -	33.976	<b>21.759</b>	55.735 (3)	78.02	0.706	10:16:26.732	
11 -	<b>32.925</b>	23.242	56.167	77.42	1.138	10:17:22.899	
<b>12 -</b>	33.056	21.973	<b>55.029 (1)</b>	<b>79.02</b>		<b>10:18:17.928</b>	

<b>P7</b>		<b>26 GPF</b>		<b>Damian LEE</b>		Yamaha TZR250 - Leed Autos	
IDEAL LAP TIME : 54.950		BEST LAP TIME : 55.046		DIFFERENCE : 0.096			
LAP	SECTOR 1	SECTOR 2	LAP TIME	MPH	DIFF	TIME OF DAY	
1 -	36.492	22.903	59.395	73.21	4.349	10:07:51.458	
2 -	34.668	22.620	57.288	75.90	2.242	10:08:48.746	
3 -	34.015	22.228	56.243	77.31	1.197	10:09:44.989	
<b>4 -</b>	32.895	<b>22.151</b>	<b>55.046 (1)</b>	<b>78.99</b>		<b>10:10:40.035</b>	
5 -	32.847	22.203	55.050 (2)	78.99	0.004	10:11:35.085	
6 -	33.024	23.230	56.254	77.30	1.208	10:12:31.339	
7 -	33.363	22.879	56.242	77.31	1.196	10:13:27.581	
8 -	33.376	22.323	55.699	78.07	0.653	10:14:23.280	
9 -	33.185	23.497	56.682	76.71	1.636	10:15:19.962	
10 -	<b>32.799</b>	22.573	55.372 (3)	78.53	0.326	10:16:15.334	
11 -	33.217	22.461	55.678	78.10	0.632	10:17:11.012	
12 -	33.387	22.479	55.866	77.83	0.820	10:18:06.878	
13 -	33.040	22.421	55.461	78.40	0.415	10:19:02.339	

# BMCRC - MRO Championships 2023 - Rnd 8 @ Brands Hatch Indy

## Illuminate Design 250MZs & Blue Haze GPF 2-Strokes

### QUALIFYING - SECTOR ANALYSIS



SECTOR 1 = FL to I1, SECTOR 2 = I1 to FL, DIFF = Difference To Personal Best Lap, P = Crossed Finish Line in Pit Lane, D = Time Disallowed

P8 28 GPF Liam McCARTER			Yamaha TZR250 - Katie McCarter			
IDEAL LAP TIME : 54.848		BEST LAP TIME : 55.143		DIFFERENCE : 0.295		
LAP	SECTOR 1	SECTOR 2	LAP TIME	MPH	DIFF	TIME OF DAY
1 -	35.111	23.218	58.329	74.55	3.186	10:07:55.424
2 -	34.533	23.088	57.621	75.46	2.478	10:08:53.045
3 -	34.161	23.090	57.251	75.95	2.108	10:09:50.296
4 -	34.640	22.659	57.299	75.89	2.156	10:10:47.595
5 -	36.652	24.718	1:01.370	70.85	6.227	10:11:48.965
6 -	33.346	<b>21.972</b>	55.318 (2)	78.61	0.175	10:12:44.283
7 -	33.098	22.045	<b>55.143 (1)</b>	<b>78.86</b>		<b>10:13:39.426</b>
8 -	<b>32.876</b>	22.522	55.398 (3)	78.49	0.255	10:14:34.824
9 -	33.296	22.157	55.453	78.41	0.310	10:15:30.277
10 -	34.201	22.207	56.408	77.09	1.265	10:16:26.685
11 -	33.648	22.982	56.630	76.78	1.487	10:17:23.315
12 -	33.843	22.218	56.061	77.56	0.918	10:18:19.376

P9 110 GPF Mark HAIGH			Aprilia RS250 - Chesterfield CarClinic/The Tuning Works			
IDEAL LAP TIME : 56.111		BEST LAP TIME : 56.111		DIFFERENCE : 0.000		
LAP	SECTOR 1	SECTOR 2	LAP TIME	MPH	DIFF	TIME OF DAY
1 -	41.121	26.281	1:07.402	64.51	11.291	10:08:06.217
2 -	37.591	25.151	1:02.742	69.30	6.631	10:09:08.959
3 -	36.944	25.030	1:01.974	70.16	5.863	10:10:10.933
4 -	36.697	24.707	1:01.404	70.81	5.293	10:11:12.337
5 -	35.697	23.932	59.629	72.92	3.518	10:12:11.966
6 -	35.287	23.489	58.776	73.98	2.665	10:13:10.742
7 -	34.748	26.571	1:01.319	70.91	5.208	10:14:12.061
8 -	34.428	22.912	57.340 (3)	75.83	1.229	10:15:09.401
9 -	34.030	22.794	56.824 (2)	76.52	0.713	10:16:06.225
10 -	35.042	22.952	57.994	74.98	1.883	10:17:04.219
11 -	<b>33.592</b>	<b>22.519</b>	<b>56.111 (1)</b>	<b>77.50</b>		<b>10:18:00.330</b>
12 -	34.104	23.751	57.855	75.16	1.744	10:18:58.185

P10 52 GPF Andy FLUX			Yamaha TZR 250 - Mach 1 Automotive LTD			
IDEAL LAP TIME : 56.665		BEST LAP TIME : 56.812		DIFFERENCE : 0.147		
LAP	SECTOR 1	SECTOR 2	LAP TIME	MPH	DIFF	TIME OF DAY
1 -	35.734	22.966	58.700	74.08	1.888	10:07:48.937
2 -	34.247	22.845	57.092	76.16	0.280	10:08:46.029
3 -	34.103	<b>22.753</b>	56.856 (2)	76.48	0.044	10:09:42.885
4 -	<b>33.912</b>	22.900	<b>56.812 (1)</b>	<b>76.54</b>		<b>10:10:39.697</b>
5 -	34.126	22.832	56.958 (3)	76.34	0.146	10:11:36.655

P11 65 GPF Andrew MOXON			Aprilia RS 250 - Helix Homes Developments ltd			
IDEAL LAP TIME : 56.860		BEST LAP TIME : 56.860		DIFFERENCE : 0.000		
LAP	SECTOR 1	SECTOR 2	LAP TIME	MPH	DIFF	TIME OF DAY
1 -	38.000	23.791	1:01.791	70.37	4.931	10:07:51.408
2 -	36.899	23.423	1:00.322	72.08	3.462	10:08:51.730
3 -	35.179	23.242	58.421	74.43	1.561	10:09:50.151
4 -	34.587	22.621	57.208 (2)	76.01	0.348	10:10:47.359
5 -	34.618	22.697	57.315 (3)	75.87	0.455	10:11:44.674
6 -	<b>34.480</b>	<b>22.380</b>	<b>56.860 (1)</b>	<b>76.47</b>		<b>10:12:41.534</b>

# BMCRC - MRO Championships 2023 - Rnd 8 @ Brands Hatch Indy

## Illuminate Design 250MZs & Blue Haze GPF 2-Strokes

### QUALIFYING - SECTOR ANALYSIS



SECTOR 1 = FL to I1, SECTOR 2 = I1 to FL, DIFF = Difference To Personal Best Lap, P = Crossed Finish Line in Pit Lane, D = Time Disallowed

P12 67 GPF Mark BAILEY			Yamaha TZR - Elite Air conditioning Ltd. Hydroflow plumbing ltd			
IDEAL LAP TIME : 57.203			BEST LAP TIME : 57.341		DIFFERENCE : 0.138	
LAP	SECTOR 1	SECTOR 2	LAP TIME	MPH	DIFF	TIME OF DAY
1 -	37.184	24.794	1:01.978	70.16	4.637	10:07:54.326
2 -	35.529	23.218	58.747	74.02	1.406	10:08:53.073
3 -	35.402	23.005	58.407	74.45	1.066	10:09:51.480
4 -	34.563	23.293	57.856	75.16	0.515	10:10:49.336
5 -	34.577	22.947	57.524 (2)	75.59	0.183	10:11:46.860
6 -	34.339	23.002	<b>57.341 (1)</b>	<b>75.83</b>		<b>10:12:44.201</b>
7 -	35.095	<b>22.876</b>	57.971	75.01	0.630	10:13:42.172
8 -	34.801	23.084	57.885	75.12	0.544	10:14:40.057
9 -	34.924	23.563	58.487	74.35	1.146	10:15:38.544
10 -	<b>34.327</b>	23.336	57.663 (3)	75.41	0.322	10:16:36.207

P13 85 MZ Andrew WALES			MZ ETZ 250 - Illuminated Design LTD			
IDEAL LAP TIME : 57.486			BEST LAP TIME : 57.486		DIFFERENCE : 0.000	
LAP	SECTOR 1	SECTOR 2	LAP TIME	MPH	DIFF	TIME OF DAY
1 -	36.706	23.849	1:00.555	71.81	3.069	10:07:58.145
2 -	35.047	23.493	58.540	74.28	1.054	10:08:56.685
3 -	34.900	23.324	58.224	74.68	0.738	10:09:54.909
4 -	35.057	23.518	58.575	74.23	1.089	10:10:53.484
5 -	35.298	23.999	59.297	73.33	1.811	10:11:52.781
6 -	35.063	23.765	58.828	73.92	1.342	10:12:51.609
7 -	35.667	24.379	1:00.046	72.42	2.560	10:13:51.655
8 -	35.328	23.986	59.314	73.31	1.828	10:14:50.969
9 -	<b>34.323</b>	<b>23.163</b>	<b>57.486 (1)</b>	<b>75.64</b>		<b>10:15:48.455</b>
10 -	34.483	23.610	58.093 (3)	74.85	0.607	10:16:46.548
11 -	34.614	24.021	58.635	74.16	1.149	10:17:45.183
12 -	34.392	23.305	57.697 (2)	75.36	0.211	10:18:42.880

P14 69 MZ Alexander MANN			MZ TS 250 - HS RACING			
IDEAL LAP TIME : 57.529			BEST LAP TIME : 57.529		DIFFERENCE : 0.000	
LAP	SECTOR 1	SECTOR 2	LAP TIME	MPH	DIFF	TIME OF DAY
1 -	37.951	25.269	1:03.220	68.78	5.691	10:07:54.603
2 -	36.625	23.999	1:00.624	71.73	3.095	10:08:55.227
3 -	34.974	23.523	58.497	74.33	0.968	10:09:53.724
4 -	34.816	23.395	58.211	74.70	0.682	10:10:51.935
5 -	34.760	23.077	57.837 (3)	75.18	0.308	10:11:49.772
6 -	34.478	23.233	57.711 (2)	75.35	0.182	10:12:47.483
7 -	34.854	23.583	58.437	74.41	0.908	10:13:45.920
8 -	34.805	23.111	57.916	75.08	0.387	10:14:43.836
9 -	<b>34.453</b>	<b>23.076</b>	<b>57.529 (1)</b>	<b>75.58</b>		<b>10:15:41.365</b>
10 -	35.254	23.422	58.676	74.11	1.147	10:16:40.041

P15 75 MZ Peter WOODALL			MZ ETZ 250 - Online Lubricants			
IDEAL LAP TIME : 57.741			BEST LAP TIME : 57.858		DIFFERENCE : 0.117	
LAP	SECTOR 1	SECTOR 2	LAP TIME	MPH	DIFF	TIME OF DAY
1 -	36.681	23.957	1:00.638	71.71	2.780	10:07:58.069
2 -	35.692	23.648	59.340	73.28	1.482	10:08:57.409
3 -	34.912	<b>23.184</b>	58.096 (2)	74.85	0.238	10:09:55.505
4 -	34.768	23.377	58.145	74.78	0.287	10:10:53.650
5 -	35.120	23.281	58.401	74.46	0.543	10:11:52.051
6 -	34.573	23.285	<b>57.858 (1)</b>	<b>75.15</b>		<b>10:12:49.909</b>
7 -	34.978	23.942	58.920	73.80	1.062	10:13:48.829
8 -	35.003	23.501	58.504	74.33	0.646	10:14:47.333
9 -	<b>34.557</b>	23.573	58.130 (3)	74.80	0.272	10:15:45.463
10 -	35.127	24.405	59.532	73.04	1.674	10:16:44.995
11 -	35.795	24.847	1:00.642	71.70	2.784	10:17:45.637



# BMCRC - MRO Championships 2023 - Rnd 8 @ Brands Hatch Indy

## Illuminate Design 250MZs & Blue Haze GPF 2-Strokes

### QUALIFYING - SECTOR ANALYSIS



SECTOR 1 = FL to I1, SECTOR 2 = I1 to FL, DIFF = Difference To Personal Best Lap, P = Crossed Finish Line in Pit Lane, D = Time Disallowed

P16 565 MZ		Louis KERSHAW		MZ 250 ETZ - Team Lucky Streetsy/Walkers Campers			
IDEAL LAP TIME : 58.469		BEST LAP TIME : 58.644		DIFFERENCE : 0.175			
LAP	SECTOR 1	SECTOR 2	LAP TIME	MPH	DIFF	TIME OF DAY	
1 -	37.719	25.461	1:03.180	68.82	4.536	10:07:54.055	
2 -	35.889	24.640	1:00.529	71.84	1.885	10:08:54.584	
3 -	35.735	23.954	59.689	72.85	1.045	10:09:54.273	
4 -	35.558	<b>23.416</b>	58.974	73.73	0.330	10:10:53.247	
5 -	35.222	23.631	58.853	73.88	0.209	10:11:52.100	
6 -	35.210	23.434	<b>58.644 (1)</b>	<b>74.15</b>		<b>10:12:50.744</b>	
7 -	38.629	25.097	1:03.726	68.23	5.082	10:13:54.470	
8 -	35.216	23.614	58.830 (3)	73.91	0.186	10:14:53.300	
9 -	35.144	23.621	58.765 (2)	73.99	0.121	10:15:52.065	

P17 96 MZ		Chris KENT		MZ ETZ 250 -			
IDEAL LAP TIME : 58.290		BEST LAP TIME : 58.684		DIFFERENCE : 0.394			
LAP	SECTOR 1	SECTOR 2	LAP TIME	MPH	DIFF	TIME OF DAY	
1 -	37.437	24.646	1:02.083	70.04	3.399	10:07:48.129	
2 -	35.551	23.924	59.475	73.11	0.791	10:08:47.604	
3 -	35.369	23.913	59.282	73.35	0.598	10:09:46.886	
4 -	35.137	23.806	58.943	73.77	0.259	10:10:45.829	
5 -	35.173	23.638	58.811 (2)	73.94	0.127	10:11:44.640	
6 -	35.540	23.617	59.157	73.50	0.473	10:12:43.797	
7 -	35.255	<b>23.588</b>	58.843 (3)	73.90	0.159	10:13:42.640	
8 -	35.466	23.710	59.176	73.48	0.492	10:14:41.816	
9 -	35.373	24.076	59.449	73.14	0.765	10:15:41.265	
10 -	35.552	23.644	59.196	73.46	0.512	10:16:40.461	
11 -	<b>34.702</b>	23.982	<b>58.684 (1)</b>	<b>74.10</b>		<b>10:17:39.145</b>	
12 -	35.176	23.768	58.944	73.77	0.260	10:18:38.089	

P18 13 MZ		Gordon RYAN		MZ 250 ETZ - Prism Work Psychology			
IDEAL LAP TIME : 58.619		BEST LAP TIME : 58.775		DIFFERENCE : 0.156			
LAP	SECTOR 1	SECTOR 2	LAP TIME	MPH	DIFF	TIME OF DAY	
1 -	36.398	24.242	1:00.640	71.71	1.865	10:07:50.657	
2 -	35.660	23.900	59.560	73.01	0.785	10:08:50.217	
3 -	35.245	24.254	59.499	73.08	0.724	10:09:49.716	
4 -	36.070	23.983	1:00.053	72.41	1.278	10:10:49.769	
5 -	35.693	24.364	1:00.057	72.40	1.282	10:11:49.826	
6 -	35.364	24.062	59.426 (3)	73.17	0.651	10:12:49.252	
7 -	35.463	24.161	59.624	72.93	0.849	10:13:48.876	
8 -	35.190	<b>23.751</b>	58.941 (2)	73.77	0.166	10:14:47.817	
9 -	<b>34.868</b>	23.907	<b>58.775 (1)</b>	<b>73.98</b>		<b>10:15:46.592</b>	
10 -	35.832	24.227	1:00.059	72.40	1.284	10:16:46.651	
11 -	36.282	24.385	1:00.667	71.67	1.892	10:17:47.318	
12 -	35.462	24.247	59.709	72.82	0.934	10:18:47.027	

P19 84 GPF		Bert ELLISON		Yamaha TZR250 -			
IDEAL LAP TIME : 59.693		BEST LAP TIME : 1:00.092		DIFFERENCE : 0.399			
LAP	SECTOR 1	SECTOR 2	LAP TIME	MPH	DIFF	TIME OF DAY	
1 -	39.020	24.739	1:03.759	68.20	3.667	10:08:07.699	
2 -	38.952	25.044	1:03.996	67.95	3.904	10:09:11.695	
3 -	36.688	24.124	1:00.812 (3)	71.50	0.720	10:10:12.507	
4 -	37.808	26.296	1:04.104	67.83	4.012	10:11:16.611	
5 -	37.095	<b>24.043</b>	1:01.138	71.12	1.046	10:12:17.749	
6 -	<b>35.650</b>	24.442	<b>1:00.092 (1)</b>	<b>72.36</b>		<b>10:13:17.841</b>	
7 -	37.082	24.649	1:01.731	70.44	1.639	10:14:19.572	
8 -	36.706	24.333	1:01.039	71.24	0.947	10:15:20.611	
9 -	37.042	24.271	1:01.313	70.92	1.221	10:16:21.924	
10 -	37.164	24.496	1:01.660	70.52	1.568	10:17:23.584	
11 -	36.423	24.058	1:00.481 (2)	71.90	0.389	10:18:24.065	

# BMCRC - MRO Championships 2023 - Rnd 8 @ Brands Hatch Indy

## Illuminate Design 250MZs & Blue Haze GPF 2-Stroke

### QUALIFYING - SECTOR ANALYSIS



SECTOR 1 = FL to I1, SECTOR 2 = I1 to FL, DIFF = Difference To Personal Best Lap, P = Crossed Finish Line in Pit Lane, D = Time Disallowed

P20		7 MZ		John ASHMEAD		MZ 250 ETZ -	
IDEAL LAP TIME : 1:00.073		BEST LAP TIME : 1:00.266		DIFFERENCE : 0.193			
LAP	SECTOR 1	SECTOR 2	LAP TIME	MPH	DIFF	TIME OF DAY	
1 -	38.613	24.492	1:03.105	68.91	2.839	10:08:03.113	
2 -	36.978	<b>24.149</b>	1:01.127	71.14	0.861	10:09:04.240	
3 -	37.886	24.473	1:02.359	69.73	2.093	10:10:06.599	
4 -	36.567	24.341	1:00.908 (3)	71.39	0.642	10:11:07.507	
5 -	<b>35.924</b>	24.404	1:00.328 (2)	72.08	0.062	10:12:07.835	
6 -	35.951	24.315	<b>1:00.266 (1)</b>	<b>72.15</b>		<b>10:13:08.101</b>	

P21		150 GPF		Stuart MELHUISE		Yamaha TZR250 -	
IDEAL LAP TIME : 1:00.374		BEST LAP TIME : 1:00.374		DIFFERENCE : 0.000			
LAP	SECTOR 1	SECTOR 2	LAP TIME	MPH	DIFF	TIME OF DAY	
1 -	38.371	25.907	1:04.278	67.65	3.904	10:08:07.086	
2 -	37.417	24.816	1:02.233	69.87	1.859	10:09:09.319	
3 -	37.296	24.541	1:01.837	70.32	1.463	10:10:11.156	
4 -	38.312	24.592	1:02.904	69.13	2.530	10:11:14.060	
5 -	37.212	24.235	1:01.447	70.76	1.073	10:12:15.507	
6 -	37.382	24.619	1:02.001	70.13	1.627	10:13:17.508	
7 -	37.116	24.477	1:01.593	70.60	1.219	10:14:19.101	
8 -	36.892	24.353	1:01.245 (2)	71.00	0.871	10:15:20.346	
9 -	36.968	24.338	1:01.306 (3)	70.93	0.932	10:16:21.652	
10 -	37.188	24.290	1:01.478	70.73	1.104	10:17:23.130	
11 -	<b>36.392</b>	<b>23.982</b>	<b>1:00.374 (1)</b>	<b>72.02</b>		<b>10:18:23.504</b>	

P22		14 MZ		Andy MARKS		MZ 250 ETZ - Kingpin Components	
IDEAL LAP TIME : 1:00.278		BEST LAP TIME : 1:00.460		DIFFERENCE : 0.182			
LAP	SECTOR 1	SECTOR 2	LAP TIME	MPH	DIFF	TIME OF DAY	
1 -	39.592	26.037	1:05.629	66.26	5.169	10:08:14.493	
2 -	38.177	25.692	1:03.869	68.08	3.409	10:09:18.362	
3 -	37.402	24.826	1:02.228	69.88	1.768	10:10:20.590	
4 -	36.867	25.183	1:02.050	70.08	1.590	10:11:22.640	
5 -	36.477	24.621	1:01.098	71.17	0.638	10:12:23.738	
6 -	37.918	25.082	1:03.000	69.02	2.540	10:13:26.738	
7 -	36.557	24.743	1:01.300	70.93	0.840	10:14:28.038	
8 -	36.372	25.031	1:01.403	70.82	0.943	10:15:29.441	
9 -	36.389	<b>24.427</b>	1:00.816 (3)	71.50	0.356	10:16:30.257	
10 -	36.150	24.562	1:00.712 (2)	71.62	0.252	10:17:30.969	
11 -	<b>35.851</b>	24.609	<b>1:00.460 (1)</b>	<b>71.92</b>		<b>10:18:31.429</b>	

P23		8 MZ		Rich ASKEW		MZ 250 ETZ - L+R construction	
IDEAL LAP TIME : 1:01.272		BEST LAP TIME : 1:01.505		DIFFERENCE : 0.233			
LAP	SECTOR 1	SECTOR 2	LAP TIME	MPH	DIFF	TIME OF DAY	
1 -	37.988	25.395	1:03.383	68.60	1.878	10:07:49.698	
2 -	37.339	24.936	1:02.275	69.82	0.770	10:08:51.973	
3 -	36.801	24.798	1:01.599 (2)	70.59	0.094	10:09:53.572	
4 -	37.193	<b>24.503</b>	1:01.696 (3)	70.48	0.191	10:10:55.268	
5 -	<b>36.769</b>	24.736	<b>1:01.505 (1)</b>	<b>70.70</b>		<b>10:11:56.773</b>	
6 -	40.368	25.576	1:05.944	65.94	4.439	10:13:02.717	

# BMCRC - MRO Championships 2023 - Rnd 8 @ Brands Hatch Indy

## Illuminate Design 250MZs & Blue Haze GPF 2-Stroke

### QUALIFYING - SECTOR ANALYSIS



SECTOR 1 = FL to I1, SECTOR 2 = I1 to FL, DIFF = Difference To Personal Best Lap, P = Crossed Finish Line in Pit Lane, D = Time Disallowed

<b>P24 22 MZ</b>		<b>Simon FINCH</b>		MZ ETZ250 - BlueCloud Projects Ltd			
IDEAL LAP TIME :		BEST LAP TIME : 1:01.855		DIFFERENCE :			
LAP	SECTOR 1	SECTOR 2	LAP TIME	MPH	DIFF	TIME OF DAY	
1 -			1:06.681	65.21	4.826	10:08:07.215	
2 -			1:05.423	66.46	3.568	10:09:12.638	
3 -			1:02.929	69.10	1.074	10:10:15.567	
4 -			1:02.632 (2)	69.43	0.777	10:11:18.199	
5 -			1:03.422	68.56	1.567	10:12:21.621	
6 -			1:03.128	68.88	1.273	10:13:24.749	
7 -			<b>1:01.855 (1)</b>	<b>70.30</b>		<b>10:14:26.604</b>	
8 -			1:02.686 (3)	69.37	0.831	10:15:29.290	

<b>P25 11 MZ R</b>		<b>Carl CRIPPS</b>		MZ ETZ250 - MIS UK LTD			
IDEAL LAP TIME : 1:01.229		BEST LAP TIME : 1:02.016		DIFFERENCE : 0.787			
LAP	SECTOR 1	SECTOR 2	LAP TIME	MPH	DIFF	TIME OF DAY	
1 -	39.818	26.263	1:06.081	65.80	4.065	10:08:10.113	
2 -	38.017	25.432	1:03.449	68.53	1.433	10:09:13.562	
3 -	39.086	25.381	1:04.467	67.45	2.451	10:10:18.029	
4 -	38.951	25.951	1:04.902	67.00	2.886	10:11:22.931	
5 -	37.200	25.587	1:02.787	69.25	0.771	10:12:25.718	
6 -	37.379	<b>24.637</b>	<b>1:02.016 (1)</b>	<b>70.12</b>		<b>10:13:27.734</b>	
7 -	<b>36.592</b>	25.871	1:02.463	69.61	0.447	10:14:30.197	
8 -	37.941	24.684	1:02.625	69.43	0.609	10:15:32.822	
9 -	37.213	25.350	1:02.563	69.50	0.547	10:16:35.385	
10 -	36.974	25.147	1:02.121 (2)	70.00	0.105	10:17:37.506	
11 -	37.372	24.855	1:02.227 (3)	69.88	0.211	10:18:39.733	

<b>P26 5 MZ</b>		<b>Garry SAMETT</b>		MZ TS 250 - smallmouse			
IDEAL LAP TIME : 1:02.934		BEST LAP TIME : 1:02.934		DIFFERENCE : 0.000			
LAP	SECTOR 1	SECTOR 2	LAP TIME	MPH	DIFF	TIME OF DAY	
1 -	40.946	26.580	1:07.526	64.39	4.592	10:07:58.284	
2 -	39.077	26.601	1:05.678	66.21	2.744	10:09:03.962	
3 -	38.802	31.205	1:10.007	62.11	7.073	10:10:13.969	
4 -	39.663	25.649	1:05.312 (3)	66.58	2.378	10:11:19.281	
5 -	<b>37.738</b>	<b>25.196</b>	<b>1:02.934 (1)</b>	<b>69.09</b>		<b>10:12:22.215</b>	
6 -	38.556	25.462	1:04.018 (2)	67.92	1.084	10:13:26.233	

<b>P27 102 MZ R</b>		<b>Caleb WRIGHT</b>		MZ 250 ETZ - Clover Investments			
IDEAL LAP TIME : 1:03.528		BEST LAP TIME : 1:03.608		DIFFERENCE : 0.080			
LAP	SECTOR 1	SECTOR 2	LAP TIME	MPH	DIFF	TIME OF DAY	
1 -	40.489	26.626	1:07.115	64.79	3.507	10:08:17.694	
2 -	38.585	26.616	1:05.201	66.69	1.593	10:09:22.895	
3 -	39.030	25.534	1:04.564	67.35	0.956	10:10:27.459	
4 -	38.613	25.597	1:04.210	67.72	0.602	10:11:31.669	
5 -	38.419	<b>25.471</b>	1:03.890	68.06	0.282	10:12:35.559	
6 -	38.665	25.918	1:04.583	67.33	0.975	10:13:40.142	
7 -	38.263	25.517	1:03.780 (2)	68.18	0.172	10:14:43.922	
8 -	<b>38.057</b>	25.812	1:03.869 (3)	68.08	0.261	10:15:47.791	
9 -	38.491	25.696	1:04.187	67.74	0.579	10:16:51.978	
10 -	38.076	25.532	<b>1:03.608 (1)</b>	<b>68.36</b>		<b>10:17:55.586</b>	
11 -	38.335	25.935	1:04.270	67.66	0.662	10:18:59.856	

# BMCRC - MRO Championships 2023 - Rnd 8 @ Brands Hatch Indy

## Illuminate Design 250MZs & Blue Haze GPF 2-Strokes

### QUALIFYING - SECTOR ANALYSIS



SECTOR 1 = FL to I1, SECTOR 2 = I1 to FL, DIFF = Difference To Personal Best Lap, P = Crossed Finish Line in Pit Lane, D = Time Disallowed

P28 94 MZ R Gareth FAITH			MZ 250 ETZ - Illuminate Design			
IDEAL LAP TIME : 1:03.909		BEST LAP TIME : 1:04.104		DIFFERENCE : 0.195		
LAP	SECTOR 1	SECTOR 2	LAP TIME	MPH	DIFF	TIME OF DAY
1 -	40.220	27.535	1:07.755	64.18	3.651	10:08:06.298
2 -	39.706	26.410	1:06.116	65.77	2.012	10:09:12.414
3 -	38.596	25.960	1:04.556 (3)	67.36	0.452	10:10:16.970
4 -	38.627	25.965	1:04.592	67.32	0.488	10:11:21.562
5 -	38.306	25.798	<b>1:04.104 (1)</b>	<b>67.83</b>		<b>10:12:25.666</b>
6 -	39.180	26.636	1:05.816	66.07	1.712	10:13:31.482
7 -	38.999	<b>25.788</b>	1:04.787	67.12	0.683	10:14:36.269
8 -	38.735	26.073	1:04.808	67.09	0.704	10:15:41.077
9 -	38.469	26.553	1:05.022	66.87	0.918	10:16:46.099
10 -	<b>38.121</b>	26.019	1:04.140 (2)	67.79	0.036	10:17:50.239
11 -	38.657	26.140	1:04.797	67.11	0.693	10:18:55.036

P29 41 MZ Gary WILLIAMS			MZ 250 -			
IDEAL LAP TIME : 1:03.983		BEST LAP TIME : 1:04.377		DIFFERENCE : 0.394		
LAP	SECTOR 1	SECTOR 2	LAP TIME	MPH	DIFF	TIME OF DAY
1 -	41.156	26.920	1:08.076	63.87	3.699	10:08:07.425
2 -	39.372	26.392	1:05.764	66.12	1.387	10:09:13.189
3 -	38.788	25.950	1:04.738	67.17	0.361	10:10:17.927
4 -	38.633	25.972	1:04.605 (3)	67.31	0.228	10:11:22.532
5 -	38.809	<b>25.568</b>	<b>1:04.377 (1)</b>	<b>67.54</b>		<b>10:12:26.909</b>
6 -	<b>38.415</b>	26.060	1:04.475 (2)	67.44	0.098	10:13:31.384

P30 66 MZ Graeme LEWIS			MZ 250 ETZ - Morris Racing Lubricants #MRL & DRD Machining			
IDEAL LAP TIME : 1:04.425		BEST LAP TIME : 1:04.602		DIFFERENCE : 0.177		
LAP	SECTOR 1	SECTOR 2	LAP TIME	MPH	DIFF	TIME OF DAY
1 -	39.718	26.227	1:05.945	65.94	1.343	10:08:01.300
2 -	38.896	<b>25.706</b>	<b>1:04.602 (1)</b>	<b>67.31</b>		<b>10:09:05.902</b>
3 -	39.570	25.873	1:05.443	66.44	0.841	10:10:11.345
4 -	38.960	26.224	1:05.184 (3)	66.71	0.582	10:11:16.529
5 -	<b>38.719</b>	26.169	1:04.888 (2)	67.01	0.286	10:12:21.417

P31 6 MZ Paul ANSELL			MZ 250 ETZ -			
IDEAL LAP TIME : 1:04.478		BEST LAP TIME : 1:04.630		DIFFERENCE : 0.152		
LAP	SECTOR 1	SECTOR 2	LAP TIME	MPH	DIFF	TIME OF DAY
1 -	41.009	26.619	1:07.628	64.30	2.998	10:07:57.987
2 -	38.918	26.954	1:05.872	66.01	1.242	10:09:03.859
3 -	39.543	26.456	1:05.999	65.88	1.369	10:10:09.858
4 -	40.034	26.826	1:06.860	65.04	2.230	10:11:16.718
5 -	38.867	26.288	1:05.155 (3)	66.74	0.525	10:12:21.873
6 -	39.957	27.251	1:07.208	64.70	2.578	10:13:29.081
7 -	39.038	26.820	1:05.858	66.03	1.228	10:14:34.939
8 -	39.036	<b>26.199</b>	1:05.235	66.66	0.605	10:15:40.174
9 -	38.904	26.405	1:05.309	66.58	0.679	10:16:45.483
10 -	<b>38.279</b>	26.351	<b>1:04.630 (1)</b>	<b>67.28</b>		<b>10:17:50.113</b>
11 -	38.342	26.363	1:04.705 (2)	67.20	0.075	10:18:54.818

P32 38 MZ Chris PETTET			MZ ETZ250 -			
IDEAL LAP TIME : 1:04.727		BEST LAP TIME : 1:04.727		DIFFERENCE : 0.000		
LAP	SECTOR 1	SECTOR 2	LAP TIME	MPH	DIFF	TIME OF DAY
1 -	40.387	26.862	1:07.249	64.66	2.522	10:08:12.933
2 -	39.318	26.194	1:05.512	66.37	0.785	10:09:18.445
3 -	<b>38.967</b>	<b>25.760</b>	<b>1:04.727 (1)</b>	<b>67.18</b>		<b>10:10:23.172</b>
4 -	39.403	25.909	1:05.312 (2)	66.58	0.585	10:11:28.484
5 -	39.249	26.147	1:05.396 (3)	66.49	0.669	10:12:33.880

# BMCRC - MRO Championships 2023 - Rnd 8 @ Brands Hatch Indy

## Illuminate Design 250MZs & Blue Haze GPF 2-Stroke

### QUALIFYING - SECTOR ANALYSIS



SECTOR 1 = FL to I1, SECTOR 2 = I1 to FL, DIFF = Difference To Personal Best Lap, P = Crossed Finish Line in Pit Lane, D = Time Disallowed

P33 54 MZ R John FISHER			MZ 250 ETZ -			
IDEAL LAP TIME : 1:05.104		BEST LAP TIME : 1:05.104		DIFFERENCE : 0.000		
LAP	SECTOR 1	SECTOR 2	LAP TIME	MPH	DIFF	TIME OF DAY
1 -	OUTLAP	27.504	1:14.470	58.39	9.366	10:11:13.911
2 -	40.344	26.414	1:06.758	65.13	1.654	10:12:20.669
3 -	40.937	26.697	1:07.634	64.29	2.530	10:13:28.303
4 -	40.372	27.292	1:07.664	64.26	2.560	10:14:35.967
5 -	39.882	26.110	1:05.992 (3)	65.89	0.888	10:15:41.959
<b>6 -</b>	<b>39.042</b>	<b>26.062</b>	<b>1:05.104 (1)</b>	<b>66.79</b>		<b>10:16:47.063</b>
7 -	39.213	26.705	1:05.918 (2)	65.96	0.814	10:17:52.981
8 -	39.624	26.731	1:06.355	65.53	1.251	10:18:59.336

# BMCRC - MRO Championships 2023 - Rnd 8 @ Brands Hatch Indy

## Illuminate Design 250MZs & Blue Haze GPF 2-Stroke

### QUALIFYING - BEST SECTORS

SECTOR 1				SECTOR 2				IDEAL / BEST COMPARISON				
POS	NO	NAME	TIME	NO	NAME	TIME	POS	NO	NAME	IDEAL	BEST	DIFF
									<b>PERFECT LAP</b>	<b>53.089</b>		
1	175	JOHNSON	<b>31.639</b>	15	PERKINS	<b>21.450</b>	1	175	JOHNSON	53.317	53.460	<b>0.143</b>
2	18	BALL	<b>32.067</b>	61	WELCH	<b>21.583</b>	2	15	PERKINS	53.554	53.656	<b>0.102</b>
3	81	GRANT	<b>32.074</b>	18	BALL	<b>21.677</b>	3	18	BALL	53.744	54.092	<b>0.348</b>
4	15	PERKINS	<b>32.104</b>	175	JOHNSON	<b>21.678</b>	4	61	WELCH	53.821	53.834	<b>0.013</b>
5	61	WELCH	<b>32.238</b>	4	HALIL	<b>21.759</b>	5	81	GRANT	54.153	54.193	<b>0.040</b>
6	26	LEE	<b>32.799</b>	28	McCARTER	<b>21.972</b>	6	4	HALIL	54.684	55.029	<b>0.345</b>
7	28	McCARTER	<b>32.876</b>	81	GRANT	<b>22.079</b>	7	28	McCARTER	54.848	55.143	<b>0.295</b>
8	4	HALIL	<b>32.925</b>	26	LEE	<b>22.151</b>	8	26	LEE	54.950	55.046	<b>0.096</b>
9	110	HAIGH	<b>33.592</b>	65	MOXON	<b>22.380</b>	9	110	HAIGH	56.111	56.111	<b>0.000</b>
10	52	FLUX	<b>33.912</b>	110	HAIGH	<b>22.519</b>	10	52	FLUX	56.665	56.812	<b>0.147</b>
11	85	WALES	<b>34.323</b>	52	FLUX	<b>22.753</b>	11	65	MOXON	56.860	56.860	<b>0.000</b>
12	67	BAILEY	<b>34.327</b>	67	BAILEY	<b>22.876</b>	12	67	BAILEY	57.203	57.341	<b>0.138</b>
13	69	MANN	<b>34.453</b>	69	MANN	<b>23.076</b>	13	85	WALES	57.486	57.486	<b>0.000</b>
14	65	MOXON	<b>34.480</b>	85	WALES	<b>23.163</b>	14	69	MANN	57.529	57.529	<b>0.000</b>
15	75	WOODALL	<b>34.557</b>	75	WOODALL	<b>23.184</b>	15	75	WOODALL	57.741	57.858	<b>0.117</b>
16	96	KENT	<b>34.702</b>	565	KERSHAW	<b>23.416</b>	16	96	KENT	58.290	58.684	<b>0.394</b>
17	13	RYAN	<b>34.868</b>	96	KENT	<b>23.588</b>	17	565	KERSHAW	58.469	58.644	<b>0.175</b>
18	565	KERSHAW	<b>35.053</b>	13	RYAN	<b>23.751</b>	18	13	RYAN	58.619	58.775	<b>0.156</b>
19	84	ELLISON	<b>35.650</b>	150	MELHUIISH	<b>23.982</b>	19	84	ELLISON	59.693	1:00.092	<b>0.399</b>
20	14	MARKS	<b>35.851</b>	84	ELLISON	<b>24.043</b>	20	7	ASHMEAD	1:00.073	1:00.266	<b>0.193</b>
21	7	ASHMEAD	<b>35.924</b>	7	ASHMEAD	<b>24.149</b>	21	14	MARKS	1:00.278	1:00.460	<b>0.182</b>
22	150	MELHUIISH	<b>36.392</b>	14	MARKS	<b>24.427</b>	22	150	MELHUIISH	1:00.374	1:00.374	<b>0.000</b>
23	11	CRIPPS	<b>36.592</b>	8	ASKEW	<b>24.503</b>	23	11	CRIPPS	1:01.229	1:02.016	<b>0.787</b>
24	8	ASKEW	<b>36.769</b>	11	CRIPPS	<b>24.637</b>	24	8	ASKEW	1:01.272	1:01.505	<b>0.233</b>
25	5	SAMETT	<b>37.738</b>	5	SAMETT	<b>25.196</b>	25	5	SAMETT	1:02.934	1:02.934	<b>0.000</b>
26	102	WRIGHT	<b>38.057</b>	102	WRIGHT	<b>25.471</b>	26	102	WRIGHT	1:03.528	1:03.608	<b>0.080</b>
27	94	FAITH	<b>38.121</b>	41	WILLIAMS	<b>25.568</b>	27	94	FAITH	1:03.909	1:04.104	<b>0.195</b>
28	6	ANSELL	<b>38.279</b>	66	LEWIS	<b>25.706</b>	28	41	WILLIAMS	1:03.983	1:04.377	<b>0.394</b>
29	41	WILLIAMS	<b>38.415</b>	38	PETTET	<b>25.760</b>	29	66	LEWIS	1:04.425	1:04.602	<b>0.177</b>
30	66	LEWIS	<b>38.719</b>	94	FAITH	<b>25.788</b>	30	6	ANSELL	1:04.478	1:04.630	<b>0.152</b>
31	38	PETTET	<b>38.967</b>	54	FISHER	<b>26.062</b>	31	38	PETTET	1:04.727	1:04.727	<b>0.000</b>
32	54	FISHER	<b>39.042</b>	6	ANSELL	<b>26.199</b>	32	54	FISHER	1:05.104	1:05.104	<b>0.000</b>
33							33	22	FINCH		1:01.855	

# BMCRC - MRO Championships 2023 - Rnd 8 @ Brands Hatch Indy

## Illuminate Design 250MZs & Blue Haze GPF 2-Stroke

### QUALIFYING - STATISTICS

<b>Competitors Started</b>	33
<b>Planned Start</b>	2023-09-30 @ 10:00:00.000
<b>Actual Start</b>	2023-09-30 @ 10:06:14.688
<b>Finish Time</b>	2023-09-30 @ 10:18:15.577
<b>Track Length</b>	1.2079mi.
<b>Total Laps</b>	308
<b>Total Distance Covered</b>	372.0472mi.

### Session Fastest Lap History

NO	CL	NAME	LAP TIME	TIME OF DAY	LAP	VEHICLE
81	GPF	Scott GRANT	56.997	10:07:45.770	1	Yamaha TZR250
18	GPF	David BALL	56.804	10:07:47.241	1	Yamaha TZR250F3
18	GPF	David BALL	54.092	10:08:41.333	2	Yamaha TZR250F3
15	GPF	Billy PERKINS	53.996	10:10:43.955	3	Yamaha TZR 250
15	GPF	Billy PERKINS	53.656	10:11:37.611	4	Yamaha TZR 250
175	GPF	Anthony JOHNSON	53.460	10:12:18.831	2	Yamaha TZR250

### Flag History

TYPE	TIME OF DAY
GREEN	10:06:14.688
FINISH	10:18:15.577

### Flag Statistics

TYPE	COUNT	TOTAL LAPS	TOTAL TIME
Green	1	13	12:55.136
Red	0	0	0.000
Safety Car	0	0	0.000
FCY	0	0	0.000

# BMCRC - MRO Championships 2023 - Rnd 8 @ Brands Hatch Indy

## Illuminate Design 250MZs & Blue Haze GPF 2-Stroke

### QUALIFYING - STATISTICS

CLASS : GPF

14 Starters

#### Fastest Lap History

NO	NAME	LAP TIME	TIME OF DAY	LAP	VEHICLE
81	Scott GRANT	56.997	10:07:45.770	1	Yamaha TZR250
18	David BALL	56.804	10:07:47.241	1	Yamaha TZR250F3
18	David BALL	54.092	10:08:41.333	2	Yamaha TZR250F3
15	Billy PERKINS	53.996	10:10:43.955	3	Yamaha TZR 250
15	Billy PERKINS	53.656	10:11:37.611	4	Yamaha TZR 250
175	Anthony JOHNSON	53.460	10:12:18.831	2	Yamaha TZR250



# BMCRC - MRO Championships 2023 - Rnd 8 @ Brands Hatch Indy

## Illuminate Design 250MZs & Blue Haze GPF 2-Stroke

### QUALIFYING - STATISTICS

CLASS : MZ

15 Starters

#### Fastest Lap History

NO	NAME	LAP TIME	TIME OF DAY	LAP	VEHICLE
96	Chris KENT	1:02.083	10:07:48.159	1	MZ ETZ 250
13	Gordon RYAN	1:00.640	10:07:50.689	1	MZ 250 ETZ
75	Peter WOODALL	1:00.638	10:07:58.068	1	MZ ETZ 250
85	Andrew WALES	1:00.555	10:07:58.176	1	MZ ETZ 250
96	Chris KENT	59.475	10:08:47.634	2	MZ ETZ 250
85	Andrew WALES	58.540	10:08:56.716	2	MZ ETZ 250
69	Alexander MANN	58.497	10:09:53.757	3	MZ TS 250
85	Andrew WALES	58.224	10:09:54.940	3	MZ ETZ 250
75	Peter WOODALL	58.096	10:09:55.536	3	MZ ETZ 250
69	Alexander MANN	57.837	10:11:49.804	5	MZ TS 250
69	Alexander MANN	57.711	10:12:47.513	6	MZ TS 250
69	Alexander MANN	57.529	10:15:41.398	9	MZ TS 250
85	Andrew WALES	57.486	10:15:48.486	9	MZ ETZ 250

# BMCRC - MRO Championships 2023 - Rnd 8 @ Brands Hatch Indy

## Illuminate Design 250MZs & Blue Haze GPF 2-Stroke

### QUALIFYING - STATISTICS

CLASS : MZ R

4 Starters

#### Fastest Lap History

NO	NAME	LAP TIME	TIME OF DAY	LAP	VEHICLE
94	Gareth FAITH	1:07.755	10:08:06.329	1	MZ 250 ETZ
11	Carl CRIPPS	1:06.081	10:08:10.148	1	MZ ETZ250
11	Carl CRIPPS	1:03.449	10:09:13.596	2	MZ ETZ250
11	Carl CRIPPS	1:02.787	10:12:25.718	5	MZ ETZ250
11	Carl CRIPPS	1:02.016	10:13:27.767	6	MZ ETZ250

# BMCRC - MRO Championships 2023 - Rnd 8 @ Brands Hatch Indy

## Illuminate Design 250MZs & Blue Haze GPF 2-Stroke

### RACE 5 - GRID (9 Laps)

ROW 13	39		38		37	54	John FISHER	1:05.104				
ROW 12	36	38	Chris PETTET	1:04.727	35	6	Paul ANSELL	1:04.630	34	66	Graeme LEWIS	1:04.602
ROW 11	33	41	Gary WILLIAMS	1:04.377	32	94	Gareth FAITH	1:04.104	31	102	Caleb WRIGHT	1:03.608
ROW 10	30	5	Garry SAMETT	1:02.934	29	11	Carl CRIPPS	1:02.016	28	22	Simon FINCH	1:01.855
ROW 9	27	8	Rich ASKEW	1:01.505	26	14	Andy MARKS	1:00.460	25	7	John ASHMEAD	1:00.266
ROW 8	24	13	Gordon RYAN	58.775	23	96	Chris KENT	58.684	22	565	Louis KERSHAW	58.644
ROW 7	21	75	Peter WOODALL	57.858	20	69	Alexander MANN	57.529	19	85	Andrew WALES	57.486
ROW 6	18		17		16							
ROW 5	15	73	Colvin TURNER	1:00.374	14	150	Stuart MELHUIISH	1:00.092	13	84	Bert ELLISON	
ROW 4	12	67	Mark BAILEY	57.341	11	65	Andrew MOXON	56.860	10	52	Andy FLUX	56.812
ROW 3	9	110	Mark HAIGH	56.111	8	28	Liam McCARTER	55.143	7	26	Damian LEE	55.046
ROW 2	6	4	Denis HALIL	55.029	5	81	Scott GRANT	54.193	4	18	David BALL	54.092
ROW 1	3	61	Paul WELCH	53.834	2	15	Billy PERKINS	53.656	1	175	Anthony JOHNSON	53.460

**Pole**

Brands Hatch Indy: 1.2079 miles

These results are provisional until the conclusion of any judicial and technical matters.

Clerk Of Course :	Stewards :	Timekeeper : <i>Craig Smith</i>
-------------------	------------	------------------------------------

Results can be found at [www.tsl-timing.com](http://www.tsl-timing.com)

Printed - 10:24 Saturday, 30 September 2023



**BMCRC - MRO Championships 2023 - Rnd 8 @ Brands Hatch Indy**

**Illuminate Design 250MZs & Blue Haze GPF 2-Strokes**

**RACE 5 - CLASSIFICATION**

POS	NO	CL	PIC NAME	ENTRY	LAPS	TIME	GAP	DIFF	MPH	BEST	ON
1	61	GPF	1 Paul WELCH	Yamaha TZR250 -	9	8:11.096			79.69	53.055	3
2	15	GPF	2 Billy PERKINS	Yamaha TZR 250 - Ashford tarmac / Barking mad ab	9	8:13.830	2.734	2.734	79.25	53.130	4
3	18	GPF	3 David BALL	Yamaha TZR250F3 - Gardiner Page and Roe pensic	9	8:14.530	3.434	0.700	79.14	53.651	9
4	4	GPF	4 Denis HALIL	Yamaha TZR250 - D & A AUTOS	9	8:21.733	10.637	7.203	78.00	54.384	3
5	81	GPF	5 Scott GRANT	Yamaha TZR250 -	9	8:26.290	15.194	4.557	77.30	55.014	3
6	28	GPF	6 Liam McCARTER	Yamaha TZR250 - Katie McCarter	9	8:26.397	15.301	0.107	77.28	54.976	2
7	26	GPF	7 Damian LEE	Yamaha TZR250 - Leed Autos	9	8:26.774	15.678	0.377	77.22	54.974	3
8	110	GPF	8 Mark HAIGH	Aprilia RS250 - Chesterfield CarClinic/The Tuning W	9	8:26.892	15.796	0.118	77.21	54.834	2
9	52	GPF	9 Andy FLUX	Yamaha TZR 250 - Mach 1 Automotive LTD	9	8:32.952	21.856	6.060	76.29	55.584	2
10	69	MZ	1 Alexander MANN	MZ TS 250 - HS RACING	9	9:06.014	54.918	33.062	71.67	57.615	5
11	84	GPF	10 Bert ELLISON	Yamaha TZR250 -	9	9:06.238	55.142	0.224	71.64	58.206	4
12	150	GPF	11 Stuart MELHUISH	Yamaha TZR250 -	9	9:09.818	58.722	3.580	71.18	59.741	4
13	96	MZ	2 Chris KENT	MZ ETZ 250 -	8	8:13.967	1 Lap	1 Lap	70.42	57.832	2
14	85	MZ	3 Andrew WALES	MZ ETZ 250 - Illuminated Design LTD	8	8:14.614	1 Lap	0.647	70.33	58.022	3
15	565	MZ	4 Louis KERSHAW	MZ 250 ETZ - Team Lucky Streetsy/Walkers Campe	8	8:15.333	1 Lap	0.719	70.23	58.150	8
16	13	MZ	5 Gordon RYAN	MZ 250 ETZ - Prism Work Psychology	8	8:23.764	1 Lap	8.431	69.05	59.272	8
17	7	MZ	6 John ASHMEAD	MZ 250 ETZ -	8	8:23.847	1 Lap	0.083	69.04	59.188	7
18	14	MZ	7 Andy MARKS	MZ 250 ETZ - Kingpin Components	8	8:32.057	1 Lap	8.210	67.93	1:00.023	8
19	8	MZ	8 Rich ASKEW	MZ 250 ETZ - L+R construction	8	8:33.498	1 Lap	1.441	67.74	1:00.209	8
20	11	MZ R	1 Carl CRIPPS	MZ ETZ250 - MIS UK LTD	8	8:36.385	1 Lap	2.887	67.36	1:00.252	6
21	22	MZ	9 Simon FINCH	MZ ETZ250 - BlueCloud Projects Ltd	8	8:46.338	1 Lap	9.953	66.09	1:01.491	3
22	41	MZ	10 Gary WILLIAMS	MZ 250 -	8	8:52.650	1 Lap	6.312	65.31	1:02.570	8
23	66	MZ	11 Graeme LEWIS	MZ 250 ETZ - Morris Racing Lubricants #MRL & DRI	8	8:57.427	1 Lap	4.777	64.73	1:03.296	2
24	94	MZ R	2 Gareth FAITH	MZ 250 ETZ - Illuminate Design	8	8:57.569	1 Lap	0.142	64.71	1:03.102	2
25	38	MZ	12 Chris PETTET	MZ ETZ250 -	8	8:58.371	1 Lap	0.802	64.61	1:03.047	3
26	6	MZ	13 Paul ANSELL	MZ 250 ETZ -	8	9:08.795	1 Lap	10.424	63.39	1:04.468	3
27	102	MZ R	3 Caleb WRIGHT	MZ 250 ETZ - Clover Investments	8	9:15.528	1 Lap	6.733	62.62	1:05.371	8

**NOT CLASSIFIED**

DNF	75	MZ	Peter WOODALL	MZ ETZ 250 - Online Lubricants	3	3:18.646	6 Laps	5 Laps	65.67	57.766	2
DNF	5	MZ	Garry SAMETT	MZ TS 250 - smallmouse	3	3:40.868	6 Laps	22.222	59.06	1:03.998	2
DNF	67	GPF	Mark BAILEY	Yamaha TZR - Elite Air conditioning Ltd. Hydroflow p	2	2:00.738	7 Laps	1 Lap	72.03	57.338	2

**FASTEST LAP**

61	GPF	Paul WELCH	Yamaha TZR250 -	3	53.055	81.96 mph	131.90 kph
69	MZ	Alexander MANN	MZ TS 250 - HS RACING	5	57.615	75.47 mph	121.46 kph
11	MZ R	Carl CRIPPS	MZ ETZ250 - MIS UK LTD	6	1:00.252	72.17 mph	116.15 kph

Class GPF - 92.5% of Race Speed = 73.71 mph

Class MZ - 92.5% of Race Speed = 66.29 mph

Class MZ R - 92.5% of Race Speed = 62.30 mph

Weather / Track : Cloudy / Dry

These results are provisional until the conclusion of any judicial and technical matters.

Race Distance: 9 Laps / 10.87 miles

Brands Hatch Indy: 1.2079 miles

Date: 30/09/2023 Start: 12:42 Finish: 12:50

Clerk Of Course :	Stewards :	Timekeeper : <i>Craig Smith</i>
-------------------	------------	------------------------------------

Results can be found at [www.tsl-timing.com](http://www.tsl-timing.com)

Printed - 12:55 Saturday, 30 September 2023



# BMCRC - MRO Championships 2023 - Rnd 8 @ Brands Hatch Indy

## Illuminate Design 250MZs & Blue Haze GPF 2-Strokes

### RACE 5 - LAP CHART

#### LAP 1 @ 12:43:39.505

NO	BEHIND	LAP TIME
15		58.541
61	0.249	58.790
18	0.362	58.903
4	1.707	1:00.248
81	2.289	1:00.830
110	2.819	1:01.360
26	3.253	1:01.794
28	3.639	1:02.180
52	3.874	1:02.415
67	4.859	1:03.400
150	9.056	1:07.597
84	9.527	1:08.068
69	23.830	1:22.371
85	23.867	1:22.408
75	24.448	1:22.989
96	25.292	1:23.833
565	25.463	1:24.004
13	25.972	1:24.513
7	26.174	1:24.715
14	28.000	1:26.541
8	28.352	1:26.893
11	29.666	1:28.207
66	31.254	1:29.795
22	31.356	1:29.897
41	32.468	1:31.009
5	32.519	1:31.060
38	32.685	1:31.226
102	33.685	1:32.226
94	34.068	1:32.609
6	34.463	1:33.004

#### LAP 2 @ 12:44:32.677

NO	BEHIND	LAP TIME
15		53.172
61	0.217	53.140
18	1.522	54.332
4	3.147	54.612
81	4.187	55.070
110	4.481	54.834
26	5.311	55.230
28	5.443	54.976
52	6.286	55.584
67	9.025	57.338
150	16.620	1:00.736
84	16.775	1:00.420
69	28.488	57.830
85	28.993	58.298
75	29.042	57.766
96	29.952	57.832
565	30.517	58.226
13	32.375	59.575
7	32.617	59.615
14	35.276	1:00.448
8	36.273	1:01.093
11	37.346	1:00.852
22	39.773	1:01.589
66	41.378	1:03.296
41	42.812	1:03.516
38	43.044	1:03.531
5	43.345	1:03.998
94	43.998	1:03.102
6	46.113	1:04.822
102	47.659	1:07.146

#### LAP 3 @ 12:45:25.890

NO	BEHIND	LAP TIME
15		53.213
61	0.059	53.055
18	2.049	53.740
4	4.318	54.384
81	5.988	55.014
26	7.072	54.974
28	7.231	55.001
110	7.349	56.081
52	8.732	55.659
150	24.184	1:00.777
84	24.221	1:00.659
69	33.153	57.878
75	33.720	57.891
85	33.802	58.022
96	34.670	57.931
565	35.595	58.291
7	39.155	59.751
13	39.529	1:00.367
14	42.573	1:00.510
8	44.196	1:01.136
11	45.393	1:01.260
22	48.051	1:01.491
66	51.957	1:03.792
41	52.792	1:03.193
38	52.878	1:03.047

#### LAP 4 @ 12:46:19.020

NO	BEHIND	LAP TIME
15		53.130
61	0.880	53.951
94	1 Lap	1:03.458
18	2.706	53.787
5	1 Lap	1:05.810
6	1 Lap	1:04.468
4	6.036	54.848
81	8.268	55.410
102	1 Lap	1:06.987
26	9.283	55.341
28	9.484	55.383
110	9.529	55.310
52	11.441	55.839
84	29.297	58.206
150	30.795	59.741
69	38.022	57.999
85	38.807	58.135
565	41.584	59.119
96	42.011	1:00.471
7	46.015	59.990
13	46.782	1:00.383
14	50.708	1:01.265
8	52.527	1:01.461
11	53.127	1:00.864

#### LAP 5 @ 12:47:12.501

NO	BEHIND	LAP TIME
15		53.481
61	1.853	54.454
22	1 Lap	1:02.249
18	4.468	55.243
4	8.563	56.008
66	1 Lap	1:03.772

41	1 Lap	1:03.000
38	1 Lap	1:04.118
81	10.836	56.049
94	1 Lap	1:03.446
26	11.870	56.068
28	12.271	56.268
110	12.581	56.533
52	14.812	56.852
6	1 Lap	1:04.748
102	1 Lap	1:06.366
84	34.351	58.535
150	37.200	59.886
69	42.156	57.615
85	44.219	58.893
96	46.606	58.076
565	46.694	58.591
7	52.426	59.892

#### LAP 6 @ 12:48:05.777

NO	BEHIND	LAP TIME
15		53.276
13	1 Lap	1:00.504
61	3.134	54.557
14	1 Lap	1:01.613
18	5.829	54.637
8	1 Lap	1:01.191
11	1 Lap	1:02.172
4	10.673	55.386
81	13.141	55.581
22	1 Lap	1:03.632
26	14.918	56.324
28	15.348	56.353
110	15.649	56.344
52	18.405	56.869
66	1 Lap	1:03.757
41	1 Lap	1:03.777
38	1 Lap	1:04.224
94	1 Lap	1:04.002
6	1 Lap	1:05.564
102	1 Lap	1:05.607
84	40.635	59.560
150	44.104	1:00.180
69	46.701	57.821
85	50.127	59.184
565	51.790	58.372
96	51.872	58.542

#### LAP 7 @ 12:49:02.852

NO	BEHIND	LAP TIME
15		57.075
61	0.527	54.468
18	2.894	54.140
7	1 Lap	1:00.901
13	1 Lap	59.701
4	9.153	55.555
14	1 Lap	1:01.138
8	1 Lap	1:01.023
11	1 Lap	1:00.252
81	11.870	55.804
26	13.647	55.804
28	13.812	55.539
110	14.609	56.035
52	18.203	56.873
22	1 Lap	1:02.747
41	1 Lap	1:02.771

66	1 Lap	1:03.539
38	1 Lap	1:03.807
94	1 Lap	1:03.460
6	1 Lap	1:05.334
102	1 Lap	1:06.167
84	43.438	59.878
150	47.035	1:00.006
69	47.478	57.852
85	52.856	59.804
96	53.436	58.639

6	1 Lap	1:05.568
150	58.722	1:00.855
102	1 Lap	1:05.371

#### LAP 8 @ 12:49:57.493

NO	BEHIND	LAP TIME
61		54.114
565	1 Lap	1:00.580
15	1.517	56.158
18	4.350	56.097
7	1 Lap	59.188
13	1 Lap	59.449
4	9.512	55.000
81	14.289	57.060
28	14.468	55.297
26	14.809	55.803
110	15.059	55.091
14	1 Lap	1:00.519
8	1 Lap	1:00.492
11	1 Lap	1:01.864
52	19.874	56.312
22	1 Lap	1:01.870
41	1 Lap	1:02.814
66	1 Lap	1:04.097
38	1 Lap	1:04.023
94	1 Lap	1:03.939
6	1 Lap	1:05.287
84	48.698	59.901
69	50.841	58.004
150	52.434	1:00.040
102	1 Lap	1:05.658

#### LAP 9 @ 12:50:52.060

NO	BEHIND	LAP TIME
61		54.567
15	2.734	55.784
96	1 Lap	58.643
18	3.434	53.651
85	1 Lap	59.870
565	1 Lap	58.150
4	10.637	55.692
13	1 Lap	59.272
7	1 Lap	59.795
81	15.194	55.472
28	15.301	55.400
26	15.678	55.436
110	15.796	55.304
14	1 Lap	1:00.023
52	21.856	56.549
8	1 Lap	1:00.209
11	1 Lap	1:00.914
22	1 Lap	1:02.863
41	1 Lap	1:02.570
66	1 Lap	1:05.379
94	1 Lap	1:03.553
38	1 Lap	1:04.395
69	54.918	58.644
84	55.142	1:01.011

# BMCRC - MRO Championships 2023 - Rnd 8 @ Brands Hatch Indy

## Illuminate Design 250MZs & Blue Haze GPF 2-Stroke

### RACE 5 - POSITION CHART

No	Name	Lap Pos																		
			1	2	3	4	5	6	7	8	9	10								
15	PERKINS	1	15	15	15	15	15	15	15	15	61	61								
61	WELCH	2	61	61	61	61	61	61	61	61	15	15								
18	BALL	3	18	18	18	18	18	18	18	18	18	18								
81	GRANT	4	4	4	4	4	4	4	4	4	4	4								
4	HALIL	5	81	81	81	81	81	81	81	81	81	81								
26	LEE	6	110	110	26	26	26	26	26	26	28	28								
28	McCARTER	7	26	26	28	28	28	28	28	28	26	26								
110	HAIGH	8	28	28	110	110	110	110	110	110	110	110								
52	FLUX	9	52	52	52	52	52	52	52	52	52	52								
67	BAILEY	10	67	67	150	84	84	84	84	84	84	69								
84	ELLISON	11	150	150	84	150	150	150	150	150	69	84								
150	MELHUIISH	12	84	84	69	69	69	69	69	69	150	150								
85	WALES	13	69	69	75	85	85	85	85	85	96									
69	MANN	14	85	85	85	565	96	565	96	85										
75	WOODALL	15	75	75	96	96	565	96	565	565										
565	KERSHAW	16	96	96	565	7	7	7	7	13										
96	KENT	17	565	565	7	13	13	13	13	7										
13	RYAN	18	13	13	13	14	14	14	14	14										
7	ASHMEAD	19	7	7	14	8	8	8	8	8										
14	MARKS	20	14	14	8	11	11	11	11	11										
8	ASKEW	21	8	8	11	22	22	22	22	22										
22	FINCH	22	11	11	22	66	66	41	41	41										
11	CRIPPS	23	66	22	66	41	41	66	66	66										
5	SAMETT	24	22	66	41	38	38	38	38	94										
102	WRIGHT	25	41	41	38	94	94	94	94	38										
94	FAITH	26	5	38	94	6	6	6	6	6										
41	WILLIAMS	27	38	5	5	102	102	102	102	102										
66	LEWIS	28	102	94	6															
6	ANSELL	29	94	6	102															
38	PETTET	30	6	102																

# BMCRC - MRO Championships 2023 - Rnd 8 @ Brands Hatch Indy

## Illuminate Design 250MZs & Blue Haze GPF 2-Stroke

### RACE 5 - SECTOR ANALYSIS



SECTOR 1 = FL to I1, SECTOR 2 = I1 to FL, DIFF = Difference To Personal Best Lap, P = Crossed Finish Line in Pit Lane, D = Time Disallowed

P1 61 GPF Paul WELCH		Yamaha TZR250 -				
IDEAL LAP TIME : 52.894		BEST LAP TIME : 53.055		DIFFERENCE : 0.161		
LAP	SECTOR 1	SECTOR 2	LAP TIME	MPH	DIFF	TIME OF DAY
1 -		21.528	58.790	73.96	5.735	12:43:39.754
2 -	31.835	<b>21.305</b>	53.140 (2)	81.83	0.085	12:44:32.894
3 -	<b>31.589</b>	21.466	<b>53.055 (1)</b>	<b>81.96</b>		<b>12:45:25.949</b>
4 -	31.922	22.029	53.951 (3)	80.60	0.896	12:46:19.900
5 -	32.732	21.722	54.454	79.85	1.399	12:47:14.354
6 -	32.656	21.901	54.557	79.70	1.502	12:48:08.911
7 -	32.437	22.031	54.468	79.83	1.413	12:49:03.379
8 -	32.493	21.621	54.114	80.36	1.059	12:49:57.493
9 -	32.940	21.627	54.567	79.69	1.512	12:50:52.060

P2 15 GPF Billy PERKINS		Yamaha TZR 250 - Ashford tarmac / Barking mad about Animals				
IDEAL LAP TIME : 52.998		BEST LAP TIME : 53.130		DIFFERENCE : 0.132		
LAP	SECTOR 1	SECTOR 2	LAP TIME	MPH	DIFF	TIME OF DAY
1 -		21.645	58.541	74.28	5.411	12:43:39.505
2 -	31.751	21.421	53.172 (2)	81.78	0.042	12:44:32.677
3 -	<b>31.609</b>	21.604	53.213 (3)	81.72	0.083	12:45:25.890
4 -	31.741	<b>21.389</b>	<b>53.130 (1)</b>	<b>81.84</b>		<b>12:46:19.020</b>
5 -	31.939	21.542	53.481	81.31	0.351	12:47:12.501
6 -	31.831	21.445	53.276	81.62	0.146	12:48:05.777
7 -	32.542	24.533	57.075	76.19	3.945	12:49:02.852
8 -	34.090	22.068	56.158	77.43	3.028	12:49:59.010
9 -	33.773	22.011	55.784	77.95	2.654	12:50:54.794

P3 18 GPF David BALL		Yamaha TZR250F3 - Gardiner Page and Roe pension consultan				
IDEAL LAP TIME : 53.311		BEST LAP TIME : 53.651		DIFFERENCE : 0.340		
LAP	SECTOR 1	SECTOR 2	LAP TIME	MPH	DIFF	TIME OF DAY
1 -		<b>21.349</b>	58.903	73.82	5.252	12:43:39.867
2 -	32.166	22.166	54.332	80.03	0.681	12:44:34.199
3 -	<b>31.962</b>	21.778	53.740 (2)	80.91	0.089	12:45:27.939
4 -	32.041	21.746	53.787 (3)	80.84	0.136	12:46:21.726
5 -	33.389	21.854	55.243	78.71	1.592	12:47:16.969
6 -	32.600	22.037	54.637	79.59	0.986	12:48:11.606
7 -	32.415	21.725	54.140	80.32	0.489	12:49:05.746
8 -	34.126	21.971	56.097	77.51	2.446	12:50:01.843
9 -	32.221	21.430	<b>53.651 (1)</b>	<b>81.05</b>		<b>12:50:55.494</b>

P4 4 GPF Denis HALIL		Yamaha TZR250 - D & A AUTOS				
IDEAL LAP TIME : 54.322		BEST LAP TIME : 54.384		DIFFERENCE : 0.062		
LAP	SECTOR 1	SECTOR 2	LAP TIME	MPH	DIFF	TIME OF DAY
1 -		21.956	1:00.248	72.17	5.864	12:43:41.212
2 -	32.802	21.810	54.612 (2)	79.62	0.228	12:44:35.824
3 -	32.586	<b>21.798</b>	<b>54.384 (1)</b>	<b>79.96</b>		<b>12:45:30.208</b>
4 -	<b>32.524</b>	22.324	54.848 (3)	79.28	0.464	12:46:25.056
5 -	33.257	22.751	56.008	77.64	1.624	12:47:21.064
6 -	33.028	22.358	55.386	78.51	1.002	12:48:16.450
7 -	33.400	22.155	55.555	78.27	1.171	12:49:12.005
8 -	32.990	22.010	55.000	79.06	0.616	12:50:07.005
9 -	33.527	22.165	55.692	78.08	1.308	12:51:02.697

# BMCRC - MRO Championships 2023 - Rnd 8 @ Brands Hatch Indy

## Illuminate Design 250MZs & Blue Haze GPF 2-Strokes

### RACE 5 - SECTOR ANALYSIS



SECTOR 1 = FL to I1, SECTOR 2 = I1 to FL, DIFF = Difference To Personal Best Lap, P = Crossed Finish Line in Pit Lane, D = Time Disallowed

P5 81 GPF Scott GRANT		Yamaha TZR250 -				
IDEAL LAP TIME : 54.779		BEST LAP TIME : 55.014		DIFFERENCE : 0.235		
LAP	SECTOR 1	SECTOR 2	LAP TIME	MPH	DIFF	TIME OF DAY
1 -		<b>22.124</b>	1:00.830	71.48	5.816	12:43:41.794
2 -	<b>32.655</b>	22.415	55.070 (2)	78.96	0.056	12:44:36.864
3 -	32.700	22.314	<b>55.014 (1)</b>	<b>79.04</b>		<b>12:45:31.878</b>
4 -	32.998	22.412	55.410 (3)	78.48	0.396	12:46:27.288
5 -	33.519	22.530	56.049	77.58	1.035	12:47:23.337
6 -	33.128	22.453	55.581	78.23	0.567	12:48:18.918
7 -	33.313	22.491	55.804	77.92	0.790	12:49:14.722
8 -	33.892	23.168	57.060	76.21	2.046	12:50:11.782
9 -	33.164	22.308	55.472	78.39	0.458	12:51:07.254

P6 28 GPF Liam McCARTER		Yamaha TZR250 - Katie McCarter				
IDEAL LAP TIME : 54.618		BEST LAP TIME : 54.976		DIFFERENCE : 0.358		
LAP	SECTOR 1	SECTOR 2	LAP TIME	MPH	DIFF	TIME OF DAY
1 -		22.535	1:02.180	69.93	7.204	12:43:43.144
2 -	<b>32.714</b>	22.262	<b>54.976 (1)</b>	<b>79.10</b>		<b>12:44:38.120</b>
3 -	32.842	22.159	55.001 (2)	79.06	0.025	12:45:33.121
4 -	33.082	22.301	55.383	78.51	0.407	12:46:28.504
5 -	33.652	22.616	56.268	77.28	1.292	12:47:24.772
6 -	34.449	<b>21.904</b>	56.353	77.16	1.377	12:48:21.125
7 -	33.483	22.056	55.539	78.29	0.563	12:49:16.664
8 -	33.230	22.067	55.297 (3)	78.64	0.321	12:50:11.961
9 -	33.233	22.167	55.400	78.49	0.424	12:51:07.361

P7 26 GPF Damian LEE		Yamaha TZR250 - Leed Autos				
IDEAL LAP TIME : 54.932		BEST LAP TIME : 54.974		DIFFERENCE : 0.042		
LAP	SECTOR 1	SECTOR 2	LAP TIME	MPH	DIFF	TIME OF DAY
1 -		22.351	1:01.794	70.37	6.820	12:43:42.758
2 -	32.938	22.292	55.230 (2)	78.73	0.256	12:44:37.988
3 -	<b>32.689</b>	22.285	<b>54.974 (1)</b>	<b>79.10</b>		<b>12:45:32.962</b>
4 -	33.075	22.266	55.341 (3)	78.57	0.367	12:46:28.303
5 -	33.505	22.563	56.068	77.55	1.094	12:47:24.371
6 -	33.788	22.536	56.324	77.20	1.350	12:48:20.695
7 -	33.342	22.462	55.804	77.92	0.830	12:49:16.499
8 -	33.316	22.487	55.803	77.92	0.829	12:50:12.302
9 -	33.193	<b>22.243</b>	55.436	78.44	0.462	12:51:07.738

P8 110 GPF Mark HAIGH		Aprilia RS250 - Chesterfield CarClinic/The Tuning Works				
IDEAL LAP TIME : 54.756		BEST LAP TIME : 54.834		DIFFERENCE : 0.078		
LAP	SECTOR 1	SECTOR 2	LAP TIME	MPH	DIFF	TIME OF DAY
1 -		22.275	1:01.360	70.86	6.526	12:43:42.324
2 -	<b>32.768</b>	22.066	<b>54.834 (1)</b>	<b>79.30</b>		<b>12:44:37.158</b>
3 -	33.865	22.216	56.081	77.54	1.247	12:45:33.239
4 -	33.295	22.015	55.310	78.62	0.476	12:46:28.549
5 -	33.803	22.730	56.533	76.92	1.699	12:47:25.082
6 -	34.110	22.234	56.344	77.17	1.510	12:48:21.426
7 -	33.380	22.655	56.035	77.60	1.201	12:49:17.461
8 -	33.013	22.078	55.091 (2)	78.93	0.257	12:50:12.552
9 -	33.316	<b>21.988</b>	55.304 (3)	78.63	0.470	12:51:07.856



# BMCRC - MRO Championships 2023 - Rnd 8 @ Brands Hatch Indy

## Illuminate Design 250MZs & Blue Haze GPF 2-Stroke

### RACE 5 - SECTOR ANALYSIS



SECTOR 1 = FL to I1, SECTOR 2 = I1 to FL, DIFF = Difference To Personal Best Lap, P = Crossed Finish Line in Pit Lane, D = Time Disallowed

P9 52 GPF Andy FLUX		Yamaha TZR 250 - Mach 1 Automotive LTD				
IDEAL LAP TIME : 55.584		BEST LAP TIME : 55.584		DIFFERENCE : 0.000		
LAP	SECTOR 1	SECTOR 2	LAP TIME	MPH	DIFF	TIME OF DAY
1 -		22.480	1:02.415	69.67	6.831	12:43:43.379
2 -	<b>33.284</b>	<b>22.300</b>	<b>55.584 (1)</b>	<b>78.23</b>		<b>12:44:38.963</b>
3 -	33.344	22.315	55.659 (2)	78.12	0.075	12:45:34.622
4 -	33.423	22.416	55.839 (3)	77.87	0.255	12:46:30.461
5 -	34.330	22.522	56.852	76.48	1.268	12:47:27.313
6 -	33.803	23.066	56.869	76.46	1.285	12:48:24.182
7 -	33.920	22.953	56.873	76.46	1.289	12:49:21.055
8 -	33.697	22.615	56.312	77.22	0.728	12:50:17.367
9 -	33.898	22.651	56.549	76.89	0.965	12:51:13.916

P10 69 MZ Alexander MANN		MZ TS 250 - HS RACING				
IDEAL LAP TIME : 57.484		BEST LAP TIME : 57.615		DIFFERENCE : 0.131		
LAP	SECTOR 1	SECTOR 2	LAP TIME	MPH	DIFF	TIME OF DAY
1 -		<b>23.019</b>	1:22.371	52.79	24.756	12:44:03.335
2 -	34.559	23.271	57.830 (3)	75.19	0.215	12:45:01.165
3 -	34.629	23.249	57.878	75.13	0.263	12:45:59.043
4 -	34.710	23.289	57.999	74.97	0.384	12:46:57.042
5 -	<b>34.465</b>	23.150	<b>57.615 (1)</b>	<b>75.47</b>		<b>12:47:54.657</b>
6 -	34.602	23.219	57.821 (2)	75.20	0.206	12:48:52.478
7 -	34.495	23.357	57.852	75.16	0.237	12:49:50.330
8 -	34.760	23.244	58.004	74.97	0.389	12:50:48.334
9 -	34.968	23.676	58.644	74.15	1.029	12:51:46.978

P11 84 GPF Bert ELLISON		Yamaha TZR250 -				
IDEAL LAP TIME : 58.098		BEST LAP TIME : 58.206		DIFFERENCE : 0.108		
LAP	SECTOR 1	SECTOR 2	LAP TIME	MPH	DIFF	TIME OF DAY
1 -		24.231	1:08.068	63.88	9.862	12:43:49.032
2 -	36.286	24.134	1:00.420	71.97	2.214	12:44:49.452
3 -	36.878	23.781	1:00.659	71.68	2.453	12:45:50.111
4 -	<b>34.854</b>	23.352	<b>58.206 (1)</b>	<b>74.71</b>		<b>12:46:48.317</b>
5 -	35.291	<b>23.244</b>	58.535 (2)	74.29	0.329	12:47:46.852
6 -	35.997	23.563	59.560 (3)	73.01	1.354	12:48:46.412
7 -	36.215	23.663	59.878	72.62	1.672	12:49:46.290
8 -	35.908	23.993	59.901	72.59	1.695	12:50:46.191
9 -	36.500	24.511	1:01.011	71.27	2.805	12:51:47.202

P12 150 GPF Stuart MELHUIH		Yamaha TZR250 -				
IDEAL LAP TIME : 59.727		BEST LAP TIME : 59.741		DIFFERENCE : 0.014		
LAP	SECTOR 1	SECTOR 2	LAP TIME	MPH	DIFF	TIME OF DAY
1 -		23.946	1:07.597	64.33	7.856	12:43:48.561
2 -	36.577	24.159	1:00.736	71.59	0.995	12:44:49.297
3 -	36.740	24.037	1:00.777	71.55	1.036	12:45:50.074
4 -	<b>35.989</b>	23.752	<b>59.741 (1)</b>	<b>72.79</b>		<b>12:46:49.815</b>
5 -	35.990	23.896	59.886 (2)	72.61	0.145	12:47:49.701
6 -	36.109	24.071	1:00.180	72.25	0.439	12:48:49.881
7 -	36.079	23.927	1:00.006 (3)	72.46	0.265	12:49:49.887
8 -	36.302	<b>23.738</b>	1:00.040	72.42	0.299	12:50:49.927
9 -	36.956	23.899	1:00.855	71.45	1.114	12:51:50.782

# BMCRC - MRO Championships 2023 - Rnd 8 @ Brands Hatch Indy

## Illuminate Design 250MZs & Blue Haze GPF 2-Strokes

### RACE 5 - SECTOR ANALYSIS



SECTOR 1 = FL to I1, SECTOR 2 = I1 to FL, DIFF = Difference To Personal Best Lap, P = Crossed Finish Line in Pit Lane, D = Time Disallowed

P13 96 MZ		Chris KENT		MZ ETZ 250 -		
IDEAL LAP TIME : 57.775		BEST LAP TIME : 57.832		DIFFERENCE : 0.057		
LAP	SECTOR 1	SECTOR 2	LAP TIME	MPH	DIFF	TIME OF DAY
1 -		23.998	1:23.833	51.87	26.001	12:44:04.797
2 -	<b>34.425</b>	23.407	<b>57.832 (1)</b>	<b>75.19</b>		<b>12:45:02.629</b>
3 -	34.581	<b>23.350</b>	57.931 (2)	75.06	0.099	12:46:00.560
4 -	36.776	23.695	1:00.471	71.91	2.639	12:47:01.031
5 -	34.623	23.453	58.076 (3)	74.87	0.244	12:47:59.107
6 -	34.943	23.599	58.542	74.28	0.710	12:48:57.649
7 -	35.042	23.597	58.639	74.15	0.807	12:49:56.288
8 -	35.293	<b>23.350</b>	58.643	74.15	0.811	12:50:54.931

P14 85 MZ		Andrew WALES		MZ ETZ 250 - Illuminated Design LTD		
IDEAL LAP TIME : 57.691		BEST LAP TIME : 58.022		DIFFERENCE : 0.331		
LAP	SECTOR 1	SECTOR 2	LAP TIME	MPH	DIFF	TIME OF DAY
1 -		23.512	1:22.408	52.76	24.386	12:44:03.372
2 -	34.973	23.325	58.298 (3)	74.59	0.276	12:45:01.670
3 -	35.003	<b>23.019</b>	<b>58.022 (1)</b>	<b>74.94</b>		<b>12:45:59.692</b>
4 -	<b>34.672</b>	23.463	58.135 (2)	74.80	0.113	12:46:57.827
5 -	35.127	23.766	58.893	73.83	0.871	12:47:56.720
6 -	35.326	23.858	59.184	73.47	1.162	12:48:55.904
7 -	35.512	24.292	59.804	72.71	1.782	12:49:55.708
8 -	35.900	23.970	59.870	72.63	1.848	12:50:55.578

P15 565 MZ		Louis KERSHAW		MZ 250 ETZ - Team Lucky Streetsy/Walkers Campers		
IDEAL LAP TIME : 57.736		BEST LAP TIME : 58.150		DIFFERENCE : 0.414		
LAP	SECTOR 1	SECTOR 2	LAP TIME	MPH	DIFF	TIME OF DAY
1 -		23.606	1:24.004	51.76	25.854	12:44:04.968
2 -	34.808	23.418	58.226 (2)	74.68	0.076	12:45:03.194
3 -	34.930	23.361	58.291 (3)	74.60	0.141	12:46:01.485
4 -	35.609	23.510	59.119	73.55	0.969	12:47:00.604
5 -	35.127	23.464	58.591	74.21	0.441	12:47:59.195
6 -	35.324	<b>23.048</b>	58.372	74.49	0.222	12:48:57.567
7 -	36.808	23.772	1:00.580	71.78	2.430	12:49:58.147
8 -	<b>34.688</b>	23.462	<b>58.150 (1)</b>	<b>74.78</b>		<b>12:50:56.297</b>

P16 13 MZ		Gordon RYAN		MZ 250 ETZ - Prism Work Psychology		
IDEAL LAP TIME : 59.156		BEST LAP TIME : 59.272		DIFFERENCE : 0.116		
LAP	SECTOR 1	SECTOR 2	LAP TIME	MPH	DIFF	TIME OF DAY
1 -		23.973	1:24.513	51.45	25.241	12:44:05.477
2 -	35.683	<b>23.892</b>	59.575 (3)	72.99	0.303	12:45:05.052
3 -	36.129	24.238	1:00.367	72.03	1.095	12:46:05.419
4 -	36.305	24.078	1:00.383	72.01	1.111	12:47:05.802
5 -	36.327	24.177	1:00.504	71.87	1.232	12:48:06.306
6 -	35.766	23.935	59.701	72.83	0.429	12:49:06.007
7 -	<b>35.264</b>	24.185	59.449 (2)	73.14	0.177	12:50:05.456
8 -	35.349	23.923	<b>59.272 (1)</b>	<b>73.36</b>		<b>12:51:04.728</b>

P17 7 MZ		John ASHMEAD		MZ 250 ETZ -		
IDEAL LAP TIME : 58.911		BEST LAP TIME : 59.188		DIFFERENCE : 0.277		
LAP	SECTOR 1	SECTOR 2	LAP TIME	MPH	DIFF	TIME OF DAY
1 -		<b>23.680</b>	1:24.715	51.33	25.527	12:44:05.679
2 -	35.724	23.891	59.615 (2)	72.94	0.427	12:45:05.294
3 -	35.574	24.177	59.751 (3)	72.77	0.563	12:46:05.045
4 -	35.780	24.210	59.990	72.48	0.802	12:47:05.035
5 -	35.720	24.172	59.892	72.60	0.704	12:48:04.927
6 -	36.102	24.799	1:00.901	71.40	1.713	12:49:05.828
7 -	<b>35.231</b>	23.957	<b>59.188 (1)</b>	<b>73.47</b>		<b>12:50:05.016</b>
8 -	35.658	24.137	59.795	72.72	0.607	12:51:04.811

# BMCRC - MRO Championships 2023 - Rnd 8 @ Brands Hatch Indy

## Illuminate Design 250MZs & Blue Haze GPF 2-Stroke

### RACE 5 - SECTOR ANALYSIS



SECTOR 1 = FL to I1, SECTOR 2 = I1 to FL, DIFF = Difference To Personal Best Lap, P = Crossed Finish Line in Pit Lane, D = Time Disallowed

P18 14 MZ Andy MARKS			MZ 250 ETZ - Kingpin Components			
IDEAL LAP TIME : 1:00.023		BEST LAP TIME : 1:00.023		DIFFERENCE : 0.000		
LAP	SECTOR 1	SECTOR 2	LAP TIME	MPH	DIFF	TIME OF DAY
1 -		24.600	1:26.541	50.24	26.518	12:44:07.505
2 -	35.897	24.551	1:00.448 (2)	71.93	0.425	12:45:07.953
3 -	35.973	24.537	1:00.510 (3)	71.86	0.487	12:46:08.463
4 -	36.509	24.756	1:01.265	70.98	1.242	12:47:09.728
5 -	36.560	25.053	1:01.613	70.57	1.590	12:48:11.341
6 -	36.457	24.681	1:01.138	71.12	1.115	12:49:12.479
7 -	35.918	24.601	1:00.519	71.85	0.496	12:50:12.998
8 -	<b>35.566</b>	<b>24.457</b>	<b>1:00.023 (1)</b>	<b>72.44</b>		<b>12:51:13.021</b>

P19 8 MZ Rich ASKEW			MZ 250 ETZ - L+R construction			
IDEAL LAP TIME : 1:00.209		BEST LAP TIME : 1:00.209		DIFFERENCE : 0.000		
LAP	SECTOR 1	SECTOR 2	LAP TIME	MPH	DIFF	TIME OF DAY
1 -		24.613	1:26.893	50.04	26.684	12:44:07.857
2 -	36.199	24.894	1:01.093	71.18	0.884	12:45:08.950
3 -	36.355	24.781	1:01.136	71.13	0.927	12:46:10.086
4 -	36.623	24.838	1:01.461	70.75	1.252	12:47:11.547
5 -	36.529	24.662	1:01.191	71.06	0.982	12:48:12.738
6 -	36.235	24.788	1:01.023 (3)	71.26	0.814	12:49:13.761
7 -	35.962	24.530	1:00.492 (2)	71.88	0.283	12:50:14.253
8 -	<b>35.684</b>	<b>24.525</b>	<b>1:00.209 (1)</b>	<b>72.22</b>		<b>12:51:14.462</b>

P20 11 MZ R Carl CRIPPS			MZ ETZ250 - MIS UK LTD			
IDEAL LAP TIME : 59.693		BEST LAP TIME : 1:00.252		DIFFERENCE : 0.559		
LAP	SECTOR 1	SECTOR 2	LAP TIME	MPH	DIFF	TIME OF DAY
1 -		24.804	1:28.207	49.29	27.955	12:44:09.171
2 -	<b>35.583</b>	25.269	1:00.852 (2)	71.46	0.600	12:45:10.023
3 -	36.390	24.870	1:01.260	70.98	1.008	12:46:11.283
4 -	36.229	24.635	1:00.864 (3)	71.44	0.612	12:47:12.147
5 -	36.907	25.265	1:02.172	69.94	1.920	12:48:14.319
6 -	36.142	<b>24.110</b>	<b>1:00.252 (1)</b>	<b>72.17</b>		<b>12:49:14.571</b>
7 -	37.097	24.767	1:01.864	70.29	1.612	12:50:16.435
8 -	36.343	24.571	1:00.914	71.38	0.662	12:51:17.349

P21 22 MZ Simon FINCH			MZ ETZ250 - BlueCloud Projects Ltd			
IDEAL LAP TIME : 1:01.349		BEST LAP TIME : 1:01.491		DIFFERENCE : 0.142		
LAP	SECTOR 1	SECTOR 2	LAP TIME	MPH	DIFF	TIME OF DAY
1 -		25.219	1:29.897	48.37	28.406	12:44:10.861
2 -	36.861	<b>24.728</b>	1:01.589 (2)	70.60	0.098	12:45:12.450
3 -	<b>36.621</b>	24.870	<b>1:01.491 (1)</b>	<b>70.71</b>		<b>12:46:13.941</b>
4 -	37.122	25.127	1:02.249	69.85	0.758	12:47:16.190
5 -	37.687	25.945	1:03.632	68.33	2.141	12:48:19.822
6 -	37.516	25.231	1:02.747	69.30	1.256	12:49:22.569
7 -	36.966	24.904	1:01.870 (3)	70.28	0.379	12:50:24.439
8 -	37.673	25.190	1:02.863	69.17	1.372	12:51:27.302

P22 41 MZ Gary WILLIAMS			MZ 250 -			
IDEAL LAP TIME : 1:02.375		BEST LAP TIME : 1:02.570		DIFFERENCE : 0.195		
LAP	SECTOR 1	SECTOR 2	LAP TIME	MPH	DIFF	TIME OF DAY
1 -		25.687	1:31.009	47.78	28.439	12:44:11.973
2 -	38.067	25.449	1:03.516	68.46	0.946	12:45:15.489
3 -	37.960	25.233	1:03.193	68.81	0.623	12:46:18.682
4 -	37.860	25.140	1:03.000	69.02	0.430	12:47:21.682
5 -	38.105	25.672	1:03.777	68.18	1.207	12:48:25.459
6 -	37.818	<b>24.953</b>	1:02.771 (2)	69.27	0.201	12:49:28.230
7 -	37.746	25.068	1:02.814 (3)	69.22	0.244	12:50:31.044
8 -	<b>37.422</b>	25.148	<b>1:02.570 (1)</b>	<b>69.49</b>		<b>12:51:33.614</b>

# BMCRC - MRO Championships 2023 - Rnd 8 @ Brands Hatch Indy

## Illuminate Design 250MZs & Blue Haze GPF 2-Stroke

### RACE 5 - SECTOR ANALYSIS



SECTOR 1 = FL to I1, SECTOR 2 = I1 to FL, DIFF = Difference To Personal Best Lap, P = Crossed Finish Line in Pit Lane, D = Time Disallowed

P23 66 MZ		Graeme LEWIS		MZ 250 ETZ - Morris Racing Lubricants #MRL & DRD Machining			
IDEAL LAP TIME : 1:03.107		BEST LAP TIME : 1:03.296		DIFFERENCE : 0.189			
LAP	SECTOR 1	SECTOR 2	LAP TIME	MPH	DIFF	TIME OF DAY	
1 -		25.278	1:29.795	48.42	26.499	12:44:10.759	
2 -	38.149	<b>25.147</b>	<b>1:03.296 (1)</b>	<b>68.70</b>		<b>12:45:14.055</b>	
3 -	<b>37.960</b>	25.832	1:03.792	68.16	0.496	12:46:17.847	
4 -	38.306	25.466	1:03.772	68.18	0.476	12:47:21.619	
5 -	38.024	25.733	1:03.757 (3)	68.20	0.461	12:48:25.376	
6 -	38.021	25.518	1:03.539 (2)	68.43	0.243	12:49:28.915	
7 -	38.263	25.834	1:04.097	67.84	0.801	12:50:33.012	
8 -	39.503	25.876	1:05.379	66.51	2.083	12:51:38.391	

P24 94 MZ R		Gareth FAITH		MZ 250 ETZ - Illuminate Design			
IDEAL LAP TIME : 1:02.815		BEST LAP TIME : 1:03.102		DIFFERENCE : 0.287			
LAP	SECTOR 1	SECTOR 2	LAP TIME	MPH	DIFF	TIME OF DAY	
1 -		26.213	1:32.609	46.95	29.507	12:44:13.573	
2 -	<b>37.627</b>	25.475	<b>1:03.102 (1)</b>	<b>68.91</b>		<b>12:45:16.675</b>	
3 -	37.679	25.779	1:03.458 (3)	68.52	0.356	12:46:20.133	
4 -	37.899	25.547	1:03.446 (2)	68.54	0.344	12:47:23.579	
5 -	38.125	25.877	1:04.002	67.94	0.900	12:48:27.581	
6 -	38.272	<b>25.188</b>	1:03.460	68.52	0.358	12:49:31.041	
7 -	38.467	25.472	1:03.939	68.01	0.837	12:50:34.980	
8 -	37.728	25.825	1:03.553	68.42	0.451	12:51:38.533	

P25 38 MZ		Chris PETTET		MZ ETZ250 -			
IDEAL LAP TIME : 1:03.020		BEST LAP TIME : 1:03.047		DIFFERENCE : 0.027			
LAP	SECTOR 1	SECTOR 2	LAP TIME	MPH	DIFF	TIME OF DAY	
1 -		25.508	1:31.226	47.66	28.179	12:44:12.190	
2 -	38.138	<b>25.393</b>	1:03.531 (2)	68.44	0.484	12:45:15.721	
3 -	<b>37.627</b>	25.420	<b>1:03.047 (1)</b>	<b>68.97</b>		<b>12:46:18.768</b>	
4 -	38.621	25.497	1:04.118	67.82	1.071	12:47:22.886	
5 -	38.496	25.728	1:04.224	67.70	1.177	12:48:27.110	
6 -	38.206	25.601	1:03.807 (3)	68.15	0.760	12:49:30.917	
7 -	38.390	25.633	1:04.023	67.92	0.976	12:50:34.940	
8 -	38.977	25.418	1:04.395	67.53	1.348	12:51:39.335	

P26 6 MZ		Paul ANSELL		MZ 250 ETZ -			
IDEAL LAP TIME : 1:04.428		BEST LAP TIME : 1:04.468		DIFFERENCE : 0.040			
LAP	SECTOR 1	SECTOR 2	LAP TIME	MPH	DIFF	TIME OF DAY	
1 -		26.410	1:33.004	46.75	28.536	12:44:13.968	
2 -	38.627	26.195	1:04.822 (3)	67.08	0.354	12:45:18.790	
3 -	38.604	<b>25.864</b>	<b>1:04.468 (1)</b>	<b>67.45</b>		<b>12:46:23.258</b>	
4 -	<b>38.564</b>	26.184	1:04.748 (2)	67.16	0.280	12:47:28.006	
5 -	38.989	26.575	1:05.564	66.32	1.096	12:48:33.570	
6 -	38.919	26.415	1:05.334	66.55	0.866	12:49:38.904	
7 -	38.995	26.292	1:05.287	66.60	0.819	12:50:44.191	
8 -	39.125	26.443	1:05.568	66.32	1.100	12:51:49.759	

P27 102 MZ R		Caleb WRIGHT		MZ 250 ETZ - Clover Investments			
IDEAL LAP TIME : 1:05.035		BEST LAP TIME : 1:05.371		DIFFERENCE : 0.336			
LAP	SECTOR 1	SECTOR 2	LAP TIME	MPH	DIFF	TIME OF DAY	
1 -		26.334	1:32.226	47.15	26.855	12:44:13.190	
2 -	40.254	26.892	1:07.146	64.76	1.775	12:45:20.336	
3 -	40.366	26.621	1:06.987	64.91	1.616	12:46:27.323	
4 -	39.843	26.523	1:06.366	65.52	0.995	12:47:33.689	
5 -	39.313	26.294	1:05.607 (2)	66.28	0.236	12:48:39.296	
6 -	39.799	26.368	1:06.167	65.72	0.796	12:49:45.463	
7 -	39.650	<b>26.008</b>	1:05.658 (3)	66.23	0.287	12:50:51.121	
8 -	<b>39.027</b>	26.344	<b>1:05.371 (1)</b>	<b>66.52</b>		<b>12:51:56.492</b>	

# BMCRC - MRO Championships 2023 - Rnd 8 @ Brands Hatch Indy

## Illuminate Design 250MZs & Blue Haze GPF 2-Strokes

### RACE 5 - SECTOR ANALYSIS



SECTOR 1 = FL to I1, SECTOR 2 = I1 to FL, DIFF = Difference To Personal Best Lap, P = Crossed Finish Line in Pit Lane, D = Time Disallowed

<b>P28 75 MZ Peter WOODALL</b>		MZ ETZ 250 - Online Lubricants				
IDEAL LAP TIME : 57.633		BEST LAP TIME : 57.766		DIFFERENCE : 0.133		
LAP	SECTOR 1	SECTOR 2	LAP TIME	MPH	DIFF	TIME OF DAY
1 -		23.211	1:22.989	52.39	25.223	12:44:03.953
2 -	34.704	<b>23.062</b>	<b>57.766 (1)</b>	<b>75.27</b>		<b>12:45:01.719</b>
3 -	<b>34.571</b>	23.320	57.891 (2)	75.11	0.125	12:45:59.610

<b>P29 5 MZ Garry SAMETT</b>		MZ TS 250 - smallmouse				
IDEAL LAP TIME : 1:03.715		BEST LAP TIME : 1:03.998		DIFFERENCE : 0.283		
LAP	SECTOR 1	SECTOR 2	LAP TIME	MPH	DIFF	TIME OF DAY
1 -		25.919	1:31.060	47.75	27.062	12:44:12.024
2 -	38.369	<b>25.629</b>	<b>1:03.998 (1)</b>	<b>67.94</b>		<b>12:45:16.022</b>
3 -	<b>38.086</b>	27.724	1:05.810 (2)	66.07	1.812	12:46:21.832

<b>P30 67 GPF Mark BAILEY</b>		Yamaha TZR - Elite Air conditioning Ltd. Hydroflow plumbing ltd				
IDEAL LAP TIME : 56.955		BEST LAP TIME : 57.338		DIFFERENCE : 0.383		
LAP	SECTOR 1	SECTOR 2	LAP TIME	MPH	DIFF	TIME OF DAY
1 -		<b>22.758</b>	1:03.400	68.58	6.062	12:43:44.364
2 -	<b>34.197</b>	23.141	<b>57.338 (1)</b>	<b>75.84</b>		<b>12:44:41.702</b>

# BMCRC - MRO Championships 2023 - Rnd 8 @ Brands Hatch Indy

## Illuminate Design 250MZs & Blue Haze GPF 2-Stroke

### RACE 5 - BEST SECTORS

SECTOR 1			SECTOR 2			IDEAL / BEST COMPARISON						
POS	NO	NAME	TIME	NO	NAME	TIME	POS	NO	NAME	IDEAL	BEST	DIFF
									<b>PERFECT LAP</b>	<b>52.894</b>		
1	61	WELCH	31.589	61	WELCH	21.305	1	61	WELCH	52.894	53.055	0.161
2	15	PERKINS	31.609	18	BALL	21.349	2	15	PERKINS	52.998	53.130	0.132
3	18	BALL	31.962	15	PERKINS	21.389	3	18	BALL	53.311	53.651	0.340
4	4	HALIL	32.524	4	HALIL	21.798	4	4	HALIL	54.322	54.384	0.062
5	81	GRANT	32.655	28	McCARTER	21.904	5	28	McCARTER	54.618	54.976	0.358
6	26	LEE	32.689	110	HAIGH	21.988	6	110	HAIGH	54.756	54.834	0.078
7	28	McCARTER	32.714	81	GRANT	22.124	7	81	GRANT	54.779	55.014	0.235
8	110	HAIGH	32.768	26	LEE	22.243	8	26	LEE	54.932	54.974	0.042
9	52	FLUX	33.284	52	FLUX	22.300	9	52	FLUX	55.584	55.584	0.000
10	67	BAILEY	34.197	67	BAILEY	22.758	10	67	BAILEY	56.955	57.338	0.383
11	96	KENT	34.425	69	MANN	23.019	11	69	MANN	57.484	57.615	0.131
12	69	MANN	34.465	85	WALES	23.019	12	75	WOODALL	57.633	57.766	0.133
13	75	WOODALL	34.571	565	KERSHAW	23.048	13	85	WALES	57.691	58.022	0.331
14	85	WALES	34.672	75	WOODALL	23.062	14	565	KERSHAW	57.736	58.150	0.414
15	565	KERSHAW	34.688	84	ELLISON	23.244	15	96	KENT	57.775	57.832	0.057
16	84	ELLISON	34.854	96	KENT	23.350	16	84	ELLISON	58.098	58.206	0.108
17	7	ASHMEAD	35.231	7	ASHMEAD	23.680	17	7	ASHMEAD	58.911	59.188	0.277
18	13	RYAN	35.264	150	MELHUIISH	23.738	18	13	RYAN	59.156	59.272	0.116
19	14	MARKS	35.566	13	RYAN	23.892	19	11	CRIPPS	59.693	1:00.252	0.559
20	11	CRIPPS	35.583	11	CRIPPS	24.110	20	150	MELHUIISH	59.727	59.741	0.014
21	8	ASKEW	35.684	14	MARKS	24.457	21	14	MARKS	1:00.023	1:00.023	0.000
22	150	MELHUIISH	35.989	8	ASKEW	24.525	22	8	ASKEW	1:00.209	1:00.209	0.000
23	22	FINCH	36.621	22	FINCH	24.728	23	22	FINCH	1:01.349	1:01.491	0.142
24	41	WILLIAMS	37.422	41	WILLIAMS	24.953	24	41	WILLIAMS	1:02.375	1:02.570	0.195
25	94	FAITH	37.627	66	LEWIS	25.147	25	94	FAITH	1:02.815	1:03.102	0.287
26	38	PETTET	37.627	94	FAITH	25.188	26	38	PETTET	1:03.020	1:03.047	0.027
27	66	LEWIS	37.960	38	PETTET	25.393	27	66	LEWIS	1:03.107	1:03.296	0.189
28	5	SAMETT	38.086	5	SAMETT	25.629	28	5	SAMETT	1:03.715	1:03.998	0.283
29	6	ANSELL	38.564	6	ANSELL	25.864	29	6	ANSELL	1:04.428	1:04.468	0.040
30	102	WRIGHT	39.027	102	WRIGHT	26.008	30	102	WRIGHT	1:05.035	1:05.371	0.336

# BMCRC - MRO Championships 2023 - Rnd 8 @ Brands Hatch Indy

## Illuminate Design 250MZs & Blue Haze GPF 2-Stroke

### RACE 5 - STATISTICS

**Competitors Started** 30  
**Planned Start** 2023-09-30 @ 12:40:00.000  
**Actual Start** 2023-09-30 @ 12:42:40.963  
**Finish Time** 2023-09-30 @ 12:50:52.059  
**Track Length** 1.2079mi.  
**Total Laps** 236  
**Total Distance Covered** 285.0751mi.

#### Session Fastest Lap History

NO	CL	NAME	LAP TIME	TIME OF DAY	LAP	VEHICLE
15	GPF	Billy PERKINS	<b>53.172</b>	12:44:32.694	2	Yamaha TZR 250
61	GPF	Paul WELCH	<b>53.140</b>	12:44:32.914	2	Yamaha TZR250
61	GPF	Paul WELCH	<b>53.055</b>	12:45:25.949	3	Yamaha TZR250

#### Session Leader History

NO	CL	NAME	FROM LAP	LAPS LED	DISTANCE	VEHICLE
15	GPF	Billy PERKINS	1	7	8.45 miles	Yamaha TZR 250
61	GPF	Paul WELCH	8	2	2.41 miles	Yamaha TZR250

#### Flag History

TYPE	TIME OF DAY
GREEN	12:42:40.963
FINISH	12:50:52.059

#### Flag Statistics

TYPE	COUNT	TOTAL LAPS	TOTAL TIME
Green	1	9	9:22.025
Red	0	0	0.000
Safety Car	0	0	0.000
FCY	0	0	0.000

# BMCRC - MRO Championships 2023 - Rnd 8 @ Brands Hatch Indy

## Illuminate Design 250MZs & Blue Haze GPF 2-Stroke

### RACE 5 - STATISTICS

**CLASS : GPF**

12 Starters

#### Fastest Lap History

NO	NAME	LAP TIME	TIME OF DAY	LAP	VEHICLE
15	<b>Billy PERKINS</b>	<b>53.172</b>	12:44:32.694	2	Yamaha TZR 250
61	<b>Paul WELCH</b>	<b>53.140</b>	12:44:32.914	2	Yamaha TZR250
61	<b>Paul WELCH</b>	<b>53.055</b>	12:45:25.949	3	Yamaha TZR250

#### Leader History

NO	NAME	FROM LAP	LAPS LED	DISTANCE	VEHICLE
15	<b>Billy PERKINS</b>	1	7	8.45 miles	Yamaha TZR 250
61	<b>Paul WELCH</b>	8	2	2.41 miles	Yamaha TZR250



# BMCRC - MRO Championships 2023 - Rnd 8 @ Brands Hatch Indy

## Illuminate Design 250MZs & Blue Haze GPF 2-Stroke

### RACE 5 - STATISTICS

**CLASS : MZ**

15 Starters

#### Fastest Lap History

NO	NAME	LAP TIME	TIME OF DAY	LAP	VEHICLE
69	Alexander MANN	57.830	12:45:01.199	2	MZ TS 250
75	Peter WOODALL	57.766	12:45:01.719	2	MZ ETZ 250
69	Alexander MANN	57.615	12:47:54.690	5	MZ TS 250

#### Leader History

NO	NAME	FROM LAP	LAPS LED	DISTANCE	VEHICLE
69	Alexander MANN	1	9	10.87 miles	MZ TS 250

# BMCRC - MRO Championships 2023 - Rnd 8 @ Brands Hatch Indy

## Illuminate Design 250MZs & Blue Haze GPF 2-Stroke

### RACE 5 - STATISTICS

**CLASS : MZ R**

3 Starters

#### Fastest Lap History

NO	NAME	LAP TIME	TIME OF DAY	LAP	VEHICLE
11	Carl CRIPPS	1:00.852	12:45:10.057	2	MZ ETZ250
11	Carl CRIPPS	1:00.252	12:49:14.604	6	MZ ETZ250

#### Leader History

NO	NAME	FROM LAP	LAPS LED	DISTANCE	VEHICLE
11	Carl CRIPPS	1	8	9.66 miles	MZ ETZ250

**BMCRC - MRO Championships 2023 - Rnd 8 @ Brands Hatch Indy**

**Illuminate Design 250MZs & Blue Haze GPF 2-Strokes**

**RACE 16 - GRID (9 Laps)**

ROW 13	39		38		37	54	John FISHER
ROW 12	36	1:05.371 102 Caleb WRIGHT	35	1:04.468 6 Paul ANSELL	34	1:03.998 5 Garry SAMETT	
ROW 11	33	1:03.296 66 Graeme LEWIS	32	1:03.102 94 Gareth FAITH	31	1:03.047 38 Chris PETTET	
ROW 10	30	1:02.570 41 Gary WILLIAMS	29	1:01.491 22 Simon FINCH	28	1:00.252 11 Carl CRIPPS	
ROW 9	27	1:00.209 8 Rich ASKEW	26	1:00.023 14 Andy MARKS	25	59.272 13 Gordon RYAN	
ROW 8	24	59.188 7 John ASHMEAD	23	58.150 565 Louis KERSHAW	22	58.022 85 Andrew WALES	
ROW 7	21	57.832 96 Chris KENT	20	57.766 75 Peter WOODALL	19	57.615 69 Alexander MANN	
ROW 6	18		17		16		
ROW 5	15	73 Colvin TURNER	14	65 Andrew MOXON	13	175 Anthony JOHNSON	
ROW 4	12	59.741 150 Stuart MELHUIISH	11	58.206 84 Bert ELLISON	10	57.338 67 Mark BAILEY	
ROW 3	9	55.584 52 Andy FLUX	8	55.014 81 Scott GRANT	7	54.976 28 Liam McCARTER	
ROW 2	6	54.974 26 Damian LEE	5	54.834 110 Mark HAIGH	4	54.384 4 Denis HALIL	
ROW 1	3	53.651 18 David BALL	2	53.130 15 Billy PERKINS	1	53.055 61 Paul WELCH	

**Pole**

Brands Hatch Indy: 1.2079 miles

These results are provisional until the conclusion of any judicial and technical matters.

Clerk Of Course :	Stewards :	Timekeeper : <i>Craig Smith</i>
-------------------	------------	------------------------------------

Results can be found at [www.tsl-timing.com](http://www.tsl-timing.com)

Printed - 12:59 Saturday, 30 September 2023



**BMCRC - MRO Championships 2023 - Rnd 8 @ Brands Hatch Indy**

**Illuminate Design 250MZs & Blue Haze GPF 2-Strokes**

**RACE 16 - CLASSIFICATION**

POS	NO	CL	PIC NAME	ENTRY	LAPS	TIME	GAP	DIFF	MPH	BEST	ON
1	175	GPF	1 Anthony JOHNSON	Yamaha TZR250 - INTA MOTORCYCLE SERVICES	9	8:08.276			80.15	52.930	4
2	15	GPF	2 Billy PERKINS	Yamaha TZR 250 - Ashford tarmac / Barking mad ab	9	8:14.230	5.954	5.954	79.18	53.802	8
3	4	GPF	3 Denis HALIL	Yamaha TZR250 - D & A AUTOS	9	8:25.835	17.559	11.605	77.37	54.739	3
4	110	GPF	4 Mark HAIGH	Aprilia RS250 - Chesterfield CarClinic/The Tuning W	9	8:27.217	18.941	1.382	77.16	55.087	4
5	81	GPF	5 Scott GRANT	Yamaha TZR250 -	9	8:29.416	21.140	2.199	76.82	54.783	9
6	28	GPF	6 Liam McCARTER	Yamaha TZR250 - Katie McCarter	9	8:30.671	22.395	1.255	76.63	55.264	4
7	26	GPF	7 Damian LEE	Yamaha TZR250 - Leed Autos	9	8:32.092	23.816	1.421	76.42	55.384	4
8	52	GPF	8 Andy FLUX	Yamaha TZR 250 - Mach 1 Automotive LTD	9	8:37.886	29.610	5.794	75.57	56.174	2
9	67	GPF	9 Mark BAILEY	Yamaha TZR - Elite Air conditioning Ltd. Hydroflow p	9	8:57.242	48.966	19.356	72.84	58.314	4
10	69	MZ	1 Alexander MANN	MZ TS 250 - HS RACING	9	9:07.488	59.212	10.246	71.48	57.025	5
11	96	MZ	2 Chris KENT	MZ ETZ 250 -	8	8:09.945	1 Lap	1 Lap	71.00	58.184	4
12	565	MZ	3 Louis KERSHAW	MZ 250 ETZ - Team Lucky Streetsy/Walkers Campe	8	8:17.797	1 Lap	7.852	69.88	58.132	5
13	84	GPF	10 Bert ELLISON	Yamaha TZR250 -	8	8:19.861	1 Lap	2.064	69.59	1:01.106	5
14	150	GPF	11 Stuart MELHUIISH	Yamaha TZR250 -	8	8:19.872	1 Lap	0.011	69.59	1:01.188	5
15	13	MZ	4 Gordon RYAN	MZ 250 ETZ - Prism Work Psychology	8	8:22.919	1 Lap	3.047	69.17	59.016	7
16	7	MZ	5 John ASHMEAD	MZ 250 ETZ -	8	8:24.140	1 Lap	1.221	69.00	58.830	2
17	11	MZ R	1 Carl CRIPPS	MZ ETZ250 - MIS UK LTD	8	8:28.516	1 Lap	4.376	68.41	1:00.337	7
18	8	MZ	6 Rich ASKEW	MZ 250 ETZ - L+R construction	8	8:28.692	1 Lap	0.176	68.38	1:00.042	7
19	22	MZ	7 Simon FINCH	MZ ETZ250 - BlueCloud Projects Ltd	8	8:46.001	1 Lap	17.309	66.13	1:02.504	2
20	41	MZ	8 Gary WILLIAMS	MZ 250 -	8	8:49.277	1 Lap	3.276	65.72	1:02.471	8
21	66	MZ	9 Graeme LEWIS	MZ 250 ETZ - Morris Racing Lubricants #MRL & DRI	8	8:49.745	1 Lap	0.468	65.67	1:02.896	8
22	5	MZ	10 Garry SAMETT	MZ TS 250 - smallmouse	8	8:55.984	1 Lap	6.239	64.90	1:03.070	8
23	38	MZ	11 Chris PETTET	MZ ETZ250 -	8	8:58.821	1 Lap	2.837	64.56	1:03.280	3
24	54	MZ R	2 John FISHER	MZ 250 ETZ -	8	9:13.241	1 Lap	14.420	62.88	1:04.932	2
25	6*	MZ	12 Paul ANSELL	MZ 250 ETZ -	8	9:23.439	1 Lap	10.198	61.74	1:05.340	4
26	102	MZ R	3 Caleb WRIGHT	MZ 250 ETZ - Clover Investments	7	8:07.939	2 Laps	1 Lap	62.38	1:05.485	3
27	94	MZ R	4 Gareth FAITH	MZ 250 ETZ - Illuminate Design	7	8:09.999	2 Laps	2.060	62.12	1:05.629	3

NOT CLASSIFIED

DNF	85	MZ	Andrew WALES	MZ ETZ 250 - Illuminated Design LTD	5	5:09.825	4 Laps	2 Laps	70.17	56.902	5
DNF	75	MZ	Peter WOODALL	MZ ETZ 250 - Online Lubricants	4	4:23.146	5 Laps	1 Lap	66.10	58.250	2
DNF	14	MZ	Andy MARKS	MZ 250 ETZ - Kingpin Components	0						

FASTEST LAP

175	GPF	Anthony JOHNSON	Yamaha TZR250 - INTA MOTORCYCLE SERVICES	4	52.930	82.15 mph	132.21 kph
85	MZ	Andrew WALES	MZ ETZ 250 - Illuminated Design LTD	5	56.902	76.42 mph	122.99 kph
11	MZ R	Carl CRIPPS	MZ ETZ250 - MIS UK LTD	7	1:00.337	72.07 mph	115.98 kph

\* No. 6 - 10 second penalty - yellow flag infringement

Class GPF - 92.5% of Race Speed = 74.13 mph

Class MZ - 92.5% of Race Speed = 66.11 mph

Class MZ R - 92.5% of Race Speed = 63.27 mph

Weather / Track : Cloudy / Dry

These results are provisional until the conclusion of any judicial and technical matters.

Race Distance: 9 Laps / 10.87 miles

Brands Hatch Indy: 1.2079 miles

Date: 30/09/2023 Start: 17:09 Finish: 17:17

Clerk Of Course :

Stewards :

Timekeeper :

*Craig Smith*

Results can be found at [www.tsl-timing.com](http://www.tsl-timing.com)

Printed - 17:21 Saturday, 30 September 2023



# BMCRC - MRO Championships 2023 - Rnd 8 @ Brands Hatch Indy

## Illuminate Design 250MZs & Blue Haze GPF 2-Strokes

### RACE 16 - LAP CHART

#### LAP 1 @ 17:10:27.938

NO	BEHIND	LAP TIME
15		1:00.274
110	0.069	1:00.343
4	0.279	1:00.553
175	0.397	1:00.671
28	1.382	1:01.656
26	2.177	1:02.451
81	2.259	1:02.533
52	3.051	1:03.325
67	3.879	1:04.153
84	7.618	1:07.892
150	8.604	1:08.878
85	19.786	1:20.060
69	19.826	1:20.100
96	20.116	1:20.390
75	20.208	1:20.482
565	20.356	1:20.630
13	20.597	1:20.871
7	21.137	1:21.411
8	22.801	1:23.075
11	23.018	1:23.292
22	25.229	1:25.503
41	25.966	1:26.240
38	26.276	1:26.550
66	26.763	1:27.037
94	28.718	1:28.992
102	29.102	1:29.376
5	29.355	1:29.629
54	30.015	1:30.289
6	30.098	1:30.372

#### LAP 2 @ 17:11:22.320

NO	BEHIND	LAP TIME
175		53.985
15	0.021	54.403
4	1.266	55.369
110	1.317	55.630
28	2.570	55.570
26	3.236	55.441
81	3.589	55.712
52	4.843	56.174
67	8.418	58.921
84	15.058	1:01.822
150	15.993	1:01.771
69	23.189	57.745
85	23.230	57.826
96	23.990	58.256
75	24.076	58.250
565	24.329	58.355
13	25.318	59.103
7	25.585	58.830
11	30.004	1:01.368
8	30.089	1:01.670
22	33.351	1:02.504
41	35.449	1:03.865
66	35.532	1:03.151
38	36.263	1:04.369
5	39.843	1:04.870
94	39.983	1:05.647
54	40.565	1:04.932
102	40.652	1:05.932
6	41.082	1:05.366

#### LAP 3 @ 17:12:15.495

NO	BEHIND	LAP TIME
175		53.175
15	1.214	54.368
4	2.830	54.739
110	3.924	55.782
28	5.152	55.757
26	5.570	55.509
81	6.999	56.585
52	8.009	56.341
67	14.093	58.850
84	23.875	1:01.992
150	24.445	1:01.627
85	27.216	57.161
69	27.282	57.268
96	29.034	58.219
7	32.076	59.666
75	32.322	1:01.421
13	32.550	1:00.407
565	32.605	1:01.451
11	37.301	1:00.472
8	37.727	1:00.813
22	42.842	1:02.666
66	45.353	1:02.996
41	45.589	1:03.315
38	46.368	1:03.280
5	51.317	1:04.649
94	52.437	1:05.629

#### LAP 4 @ 17:13:08.425

NO	BEHIND	LAP TIME
175		52.930
102	1 Lap	1:05.485
6	1 Lap	1:05.908
54	1 Lap	1:06.561
15	2.110	53.826
4	4.837	54.937
110	6.081	55.087
28	7.486	55.264
26	8.024	55.384
81	8.865	54.796
52	11.288	56.209
67	19.477	58.314
85	32.162	57.876
69	33.253	58.901
150	33.438	1:01.923
84	33.683	1:02.738
96	34.288	58.184
565	38.543	58.868
13	39.424	59.804
7	39.789	1:00.643
75	42.385	1:02.993
11	45.117	1:00.746
8	45.505	1:00.708
22	52.670	1:02.758

#### LAP 5 @ 17:14:01.844

NO	BEHIND	LAP TIME
175		53.419
66	1 Lap	1:02.969
41	1 Lap	1:02.881
15	3.065	54.374
38	1 Lap	1:04.353
4	7.484	56.066

5	1 Lap	1:03.432
110	9.400	56.738
28	10.962	56.895
26	11.226	56.621
81	11.411	55.965
94	1 Lap	1:06.043
6	1 Lap	1:05.340
102	1 Lap	1:06.446
54	1 Lap	1:06.332
52	14.240	56.371
67	25.013	58.955
85	35.645	56.902
69	36.859	57.025
96	39.311	58.442
150	41.207	1:01.188
84	41.370	1:01.106
565	43.256	58.132
7	45.702	59.332
13	46.222	1:00.217
11	52.444	1:00.746
8	52.805	1:00.719

#### LAP 6 @ 17:14:55.657

NO	BEHIND	LAP TIME
175		53.813
15	4.001	54.749
22	1 Lap	1:03.240
4	10.072	56.401
66	1 Lap	1:03.680
41	1 Lap	1:03.633
110	12.490	56.903
28	13.832	56.683
26	14.205	56.792
81	14.324	56.726
38	1 Lap	1:04.913
52	17.715	57.288
5	1 Lap	1:03.281
94	1 Lap	1:06.336
6	1 Lap	1:06.622
54	1 Lap	1:05.662
102	1 Lap	1:07.039
67	30.333	59.133
69	41.513	58.467
96	44.672	59.174
150	48.712	1:01.318
84	48.928	1:01.371
565	49.678	1:00.235
7	51.999	1:00.110
13	52.471	1:00.062

#### LAP 7 @ 17:15:49.332

NO	BEHIND	LAP TIME
175		53.675
15	4.276	53.950
11	1 Lap	1:00.743
8	1 Lap	1:00.874
4	13.268	56.871
110	14.832	56.017
28	17.263	57.106
81	17.786	57.137
26	18.580	58.050
22	1 Lap	1:03.740
66	1 Lap	1:03.349
41	1 Lap	1:03.330
52	22.105	58.065

38	1 Lap	1:04.976
5	1 Lap	1:03.455
67	37.633	1:00.975
6	1 Lap	1:06.852
54	1 Lap	1:06.766
94	1 Lap	1:08.728
102	1 Lap	1:07.235
69	46.818	58.980
96	49.693	58.696

6 1 Lap 1:07.020

#### LAP 8 @ 17:16:42.881

NO	BEHIND	LAP TIME
175		53.549
150	1 Lap	1:01.667
565	1 Lap	1:00.784
84	1 Lap	1:01.672
13	1 Lap	59.016
7	1 Lap	59.584
15	4.529	53.802
11	1 Lap	1:00.337
8	1 Lap	1:00.042
4	15.463	55.744
110	16.664	55.381
81	19.416	55.179
28	19.450	55.736
26	21.050	56.019
52	26.126	57.570
22	1 Lap	1:02.671
41	1 Lap	1:03.542
66	1 Lap	1:03.667
5	1 Lap	1:03.598
38	1 Lap	1:05.353
67	42.828	58.744
6	1 Lap	1:05.959
54	1 Lap	1:06.010
69	52.280	59.011
102	1 Lap	1:06.426

#### LAP 9 @ 17:17:35.940

NO	BEHIND	LAP TIME
175		53.059
96	1 Lap	58.584
94	2 Laps	1:08.624
15	5.954	54.484
565	1 Lap	59.342
84	1 Lap	1:01.268
150	1 Lap	1:01.500
13	1 Lap	1:03.439
7	1 Lap	1:04.564
4	17.559	55.155
110	18.941	55.336
11	1 Lap	1:00.812
8	1 Lap	1:00.791
81	21.140	54.783
28	22.395	56.004
26	23.816	55.825
52	29.610	56.543
22	1 Lap	1:02.919
41	1 Lap	1:02.471
66	1 Lap	1:02.896
5	1 Lap	1:03.070
67	48.966	59.197
38	1 Lap	1:05.027
69	59.212	59.991
54	1 Lap	1:06.689

# BMCRC - MRO Championships 2023 - Rnd 8 @ Brands Hatch Indy

## Illuminate Design 250MZs & Blue Haze GPF 2-Stroke

### RACE 16 - POSITION CHART

No	Name	Lap Pos	1	2	3	4	5	6	7	8	9
			15	PERKINS	1	15	175	175	175	175	175
4	HALIL	2	110	15	15	15	15	15	15	15	15
110	HAIGH	3	4	4	4	4	4	4	4	4	4
26	LEE	4	175	110	110	110	110	110	110	110	110
28	McCARTER	5	28	28	28	28	28	28	28	81	81
81	GRANT	6	26	26	26	26	26	26	81	28	28
52	FLUX	7	81	81	81	81	81	81	26	26	26
67	BAILEY	8	52	52	52	52	52	52	52	52	52
84	ELLISON	9	67	67	67	67	67	67	67	67	67
150	MELHUIHSH	10	84	84	84	85	85	69	69	69	69
175	JOHNSON	11	150	150	150	69	69	96	96	96	
69	MANN	12	85	69	85	150	96	150	150	565	
75	WOODALL	13	69	85	69	84	150	84	565	84	
96	KENT	14	96	96	96	96	84	565	84	150	
85	WALES	15	75	75	7	565	565	7	13	13	
565	KERSHAW	16	565	565	75	13	7	13	7	7	
7	ASHMEAD	17	13	13	13	7	13	11	11	11	
13	RYAN	18	7	7	565	75	11	8	8	8	
14	MARKS	19	8	11	11	11	8	22	22	22	
8	ASKEW	20	11	8	8	8	22	66	41	41	
11	CRIPPS	21	22	22	22	22	66	41	66	66	
22	FINCH	22	41	41	66	66	41	38	5	5	
41	WILLIAMS	23	38	66	41	41	38	5	38	38	
38	PETTET	24	66	38	38	38	5	6	6	54	
94	FAITH	25	94	5	5	5	94	54	54	6	
66	LEWIS	26	102	94	94	94	6	94	102		
5	SAMETT	27	5	54	102	6	54	102	94		
6	ANSELL	28	54	102	6	102	102				
102	WRIGHT	29	6	6	54	54					
54	FISHER	30									

# BMCRC - MRO Championships 2023 - Rnd 8 @ Brands Hatch Indy

Illuminate Design 250MZs & Blue Haze GPF 2-Stroke

## RACE 16 - SECTOR ANALYSIS



SECTOR 1 = FL to I1, SECTOR 2 = I1 to FL, DIFF = Difference To Personal Best Lap, P = Crossed Finish Line in Pit Lane, D = Time Disallowed

P1		175 GPF		Anthony JOHNSON		Yamaha TZR250 - INTA MOTORCYCLE SERVICES LTD	
IDEAL LAP TIME : 52.734		BEST LAP TIME : 52.930		DIFFERENCE : 0.196			
LAP	SECTOR 1	SECTOR 2	LAP TIME	MPH	DIFF	TIME OF DAY	
1 -		21.793	1:00.671	71.67	7.741	17:10:28.335	
2 -	32.265	21.720	53.985	80.55	1.055	17:11:22.320	
3 -	31.782	21.393	53.175 (3)	81.77	0.245	17:12:15.495	
4 -	31.614	21.316	<b>52.930 (1)</b>	<b>82.15</b>		<b>17:13:08.425</b>	
5 -	31.749	21.670	53.419	81.40	0.489	17:14:01.844	
6 -	32.311	21.502	53.813	80.80	0.883	17:14:55.657	
7 -	32.449	<b>21.226</b>	53.675	81.01	0.745	17:15:49.332	
8 -	32.181	21.368	53.549	81.20	0.619	17:16:42.881	
9 -	<b>31.508</b>	21.551	53.059 (2)	81.95	0.129	17:17:35.940	

P2		15 GPF		Billy PERKINS		Yamaha TZR 250 - Ashford tarmac / Barking mad about Animals	
IDEAL LAP TIME : 53.679		BEST LAP TIME : 53.802		DIFFERENCE : 0.123			
LAP	SECTOR 1	SECTOR 2	LAP TIME	MPH	DIFF	TIME OF DAY	
1 -		22.089	1:00.274	72.14	6.472	17:10:27.938	
2 -	32.578	21.825	54.403	79.93	0.601	17:11:22.341	
3 -	32.723	21.645	54.368	79.98	0.566	17:12:16.709	
4 -	<b>32.176</b>	21.650	53.826 (2)	80.79	0.024	17:13:10.535	
5 -	32.793	21.581	54.374	79.97	0.572	17:14:04.909	
6 -	33.038	21.711	54.749	79.42	0.947	17:14:59.658	
7 -	32.391	21.559	53.950 (3)	80.60	0.148	17:15:53.608	
8 -	32.299	<b>21.503</b>	<b>53.802 (1)</b>	<b>80.82</b>		<b>17:16:47.410</b>	
9 -	32.900	21.584	54.484	79.81	0.682	17:17:41.894	

P3		4 GPF		Denis HALIL		Yamaha TZR250 - D & A AUTOS	
IDEAL LAP TIME : 54.731		BEST LAP TIME : 54.739		DIFFERENCE : 0.008			
LAP	SECTOR 1	SECTOR 2	LAP TIME	MPH	DIFF	TIME OF DAY	
1 -		<b>21.858</b>	1:00.553	71.81	5.814	17:10:28.217	
2 -	33.324	22.045	55.369	78.53	0.630	17:11:23.586	
3 -	<b>32.873</b>	21.866	<b>54.739 (1)</b>	<b>79.44</b>		<b>17:12:18.325</b>	
4 -	32.920	22.017	54.937 (2)	79.15	0.198	17:13:13.262	
5 -	33.959	22.107	56.066	77.56	1.327	17:14:09.328	
6 -	33.515	22.886	56.401	77.10	1.662	17:15:05.729	
7 -	34.715	22.156	56.871	76.46	2.132	17:16:02.600	
8 -	33.573	22.171	55.744	78.01	1.005	17:16:58.344	
9 -	33.263	21.892	55.155 (3)	78.84	0.416	17:17:53.499	

P4		110 GPF		Mark HAIGH		Aprilia RS250 - Chesterfield CarClinic/The Tuning Works	
IDEAL LAP TIME : 55.087		BEST LAP TIME : 55.087		DIFFERENCE : 0.000			
LAP	SECTOR 1	SECTOR 2	LAP TIME	MPH	DIFF	TIME OF DAY	
1 -		22.317	1:00.343	72.06	5.256	17:10:28.007	
2 -	33.198	22.432	55.630	78.17	0.543	17:11:23.637	
3 -	33.452	22.330	55.782	77.95	0.695	17:12:19.419	
4 -	<b>33.131</b>	<b>21.956</b>	<b>55.087 (1)</b>	<b>78.94</b>		<b>17:13:14.506</b>	
5 -	33.836	22.902	56.738	76.64	1.651	17:14:11.244	
6 -	33.917	22.986	56.903	76.42	1.816	17:15:08.147	
7 -	34.026	21.991	56.017	77.63	0.930	17:16:04.164	
8 -	33.385	21.996	55.381 (3)	78.52	0.294	17:16:59.545	
9 -	33.162	22.174	55.336 (2)	78.58	0.249	17:17:54.881	

# BMCRC - MRO Championships 2023 - Rnd 8 @ Brands Hatch Indy

Illuminate Design 250MZs & Blue Haze GPF 2-Stroke

## RACE 16 - SECTOR ANALYSIS



SECTOR 1 = FL to I1, SECTOR 2 = I1 to FL, DIFF = Difference To Personal Best Lap, P = Crossed Finish Line in Pit Lane, D = Time Disallowed

P5 81 GPF Scott GRANT		Yamaha TZR250 -				
IDEAL LAP TIME : 54.682		BEST LAP TIME : 54.783		DIFFERENCE : 0.101		
LAP	SECTOR 1	SECTOR 2	LAP TIME	MPH	DIFF	TIME OF DAY
1 -		22.448	1:02.533	69.54	7.750	17:10:30.197
2 -	33.353	22.359	55.712	78.05	0.929	17:11:25.909
3 -	34.331	22.254	56.585	76.85	1.802	17:12:22.494
4 -	32.721	<b>22.075</b>	54.796 (2)	79.35	0.013	17:13:17.290
5 -	32.679	23.286	55.965	77.70	1.182	17:14:13.255
6 -	34.050	22.676	56.726	76.65	1.943	17:15:09.981
7 -	34.945	22.192	57.137	76.10	2.354	17:16:07.118
8 -	32.834	22.345	55.179 (3)	78.80	0.396	17:17:02.297
9 -	<b>32.607</b>	22.176	<b>54.783 (1)</b>	<b>79.37</b>		<b>17:17:57.080</b>

P6 28 GPF Liam McCARTER		Yamaha TZR250 - Katie McCarter				
IDEAL LAP TIME : 55.214		BEST LAP TIME : 55.264		DIFFERENCE : 0.050		
LAP	SECTOR 1	SECTOR 2	LAP TIME	MPH	DIFF	TIME OF DAY
1 -		<b>22.312</b>	1:01.656	70.52	6.392	17:10:29.320
2 -	33.200	22.370	55.570 (2)	78.25	0.306	17:11:24.890
3 -	33.384	22.373	55.757	77.99	0.493	17:12:20.647
4 -	<b>32.902</b>	22.362	<b>55.264 (1)</b>	<b>78.68</b>		<b>17:13:15.911</b>
5 -	33.093	23.802	56.895	76.43	1.631	17:14:12.806
6 -	33.855	22.828	56.683	76.71	1.419	17:15:09.489
7 -	34.619	22.487	57.106	76.14	1.842	17:16:06.595
8 -	33.266	22.470	55.736 (3)	78.02	0.472	17:17:02.331
9 -	33.652	22.352	56.004	77.64	0.740	17:17:58.335

P7 26 GPF Damian LEE		Yamaha TZR250 - Leed Autos				
IDEAL LAP TIME : 55.307		BEST LAP TIME : 55.384		DIFFERENCE : 0.077		
LAP	SECTOR 1	SECTOR 2	LAP TIME	MPH	DIFF	TIME OF DAY
1 -		22.557	1:02.451	69.63	7.067	17:10:30.115
2 -	32.915	22.526	55.441 (2)	78.43	0.057	17:11:25.556
3 -	<b>32.869</b>	22.640	55.509 (3)	78.34	0.125	17:12:21.065
4 -	32.946	<b>22.438</b>	<b>55.384 (1)</b>	<b>78.51</b>		<b>17:13:16.449</b>
5 -	33.066	23.555	56.621	76.80	1.237	17:14:13.070
6 -	33.796	22.996	56.792	76.57	1.408	17:15:09.862
7 -	35.477	22.573	58.050	74.91	2.666	17:16:07.912
8 -	33.445	22.574	56.019	77.62	0.635	17:17:03.931
9 -	33.323	22.502	55.825	77.89	0.441	17:17:59.756

P8 52 GPF Andy FLUX		Yamaha TZR 250 - Mach 1 Automotive LTD				
IDEAL LAP TIME : 56.090		BEST LAP TIME : 56.174		DIFFERENCE : 0.084		
LAP	SECTOR 1	SECTOR 2	LAP TIME	MPH	DIFF	TIME OF DAY
1 -		22.910	1:03.325	68.67	7.151	17:10:30.989
2 -	<b>33.642</b>	22.532	<b>56.174 (1)</b>	<b>77.41</b>		<b>17:11:27.163</b>
3 -	33.809	22.532	56.341 (3)	77.18	0.167	17:12:23.504
4 -	33.761	<b>22.448</b>	56.209 (2)	77.36	0.035	17:13:19.713
5 -	33.763	22.608	56.371	77.14	0.197	17:14:16.084
6 -	34.478	22.810	57.288	75.90	1.114	17:15:13.372
7 -	35.305	22.760	58.065	74.89	1.891	17:16:11.437
8 -	34.871	22.699	57.570	75.53	1.396	17:17:09.007
9 -	33.831	22.712	56.543	76.90	0.369	17:18:05.550



# BMCRC - MRO Championships 2023 - Rnd 8 @ Brands Hatch Indy

Illuminate Design 250MZs & Blue Haze GPF 2-Stroke

## RACE 16 - SECTOR ANALYSIS



SECTOR 1 = FL to I1, SECTOR 2 = I1 to FL, DIFF = Difference To Personal Best Lap, P = Crossed Finish Line in Pit Lane, D = Time Disallowed

<b>P9 67 GPF Mark BAILEY</b>		Yamaha TZR - Elite Air conditioning Ltd. Hydroflow plumbing ltd				
IDEAL LAP TIME : 58.024		BEST LAP TIME : 58.314		DIFFERENCE : 0.290		
LAP	SECTOR 1	SECTOR 2	LAP TIME	MPH	DIFF	TIME OF DAY
1 -		<b>23.029</b>	1:04.153	67.78	5.839	17:10:31.817
2 -	35.286	23.635	58.921	73.80	0.607	17:11:30.738
3 -	35.390	23.460	58.850 (3)	73.89	0.536	17:12:29.588
<b>4 -</b>	<b>34.995</b>	23.319	<b>58.314 (1)</b>	<b>74.57</b>		<b>17:13:27.902</b>
5 -	35.347	23.608	58.955	73.76	0.641	17:14:26.857
6 -	35.567	23.566	59.133	73.53	0.819	17:15:25.990
7 -	36.141	24.834	1:00.975	71.31	2.661	17:16:26.965
8 -	35.393	23.351	58.744 (2)	74.02	0.430	17:17:25.709
9 -	35.253	23.944	59.197	73.45	0.883	17:18:24.906

<b>P10 69 MZ Alexander MANN</b>		MZ TS 250 - HS RACING				
IDEAL LAP TIME : 57.025		BEST LAP TIME : 57.025		DIFFERENCE : 0.000		
LAP	SECTOR 1	SECTOR 2	LAP TIME	MPH	DIFF	TIME OF DAY
1 -		23.644	1:20.100	54.28	23.075	17:10:47.764
2 -	34.644	23.101	57.745 (3)	75.30	0.720	17:11:45.509
3 -	34.280	22.988	57.268 (2)	75.93	0.243	17:12:42.777
4 -	35.136	23.765	58.901	73.82	1.876	17:13:41.678
<b>5 -</b>	<b>34.073</b>	<b>22.952</b>	<b>57.025 (1)</b>	<b>76.25</b>		<b>17:14:38.703</b>
6 -	34.717	23.750	58.467	74.37	1.442	17:15:37.170
7 -	35.546	23.434	58.980	73.73	1.955	17:16:36.150
8 -	35.260	23.751	59.011	73.69	1.986	17:17:35.161
9 -	36.090	23.901	59.991	72.48	2.966	17:18:35.152

<b>P11 96 MZ Chris KENT</b>		MZ ETZ 250 -				
IDEAL LAP TIME : 58.158		BEST LAP TIME : 58.184		DIFFERENCE : 0.026		
LAP	SECTOR 1	SECTOR 2	LAP TIME	MPH	DIFF	TIME OF DAY
1 -		23.694	1:20.390	54.09	22.206	17:10:48.054
2 -	34.878	<b>23.378</b>	58.256 (3)	74.64	0.072	17:11:46.310
3 -	34.793	23.426	58.219 (2)	74.69	0.035	17:12:44.529
<b>4 -</b>	<b>34.780</b>	23.404	<b>58.184 (1)</b>	<b>74.73</b>		<b>17:13:42.713</b>
5 -	34.990	23.452	58.442	74.40	0.258	17:14:41.155
6 -	35.472	23.702	59.174	73.48	0.990	17:15:40.329
7 -	35.227	23.469	58.696	74.08	0.512	17:16:39.025
8 -	35.076	23.508	58.584	74.22	0.400	17:17:37.609

<b>P12 565 MZ Louis KERSHAW</b>		MZ 250 ETZ - Team Lucky Streetsy/Walkers Campers				
IDEAL LAP TIME : 57.897		BEST LAP TIME : 58.132		DIFFERENCE : 0.235		
LAP	SECTOR 1	SECTOR 2	LAP TIME	MPH	DIFF	TIME OF DAY
1 -		23.513	1:20.630	53.93	22.498	17:10:48.294
2 -	35.321	<b>23.034</b>	58.355 (2)	74.51	0.223	17:11:46.649
3 -	37.418	24.033	1:01.451	70.76	3.319	17:12:48.100
4 -	35.340	23.528	58.868 (3)	73.87	0.736	17:13:46.968
<b>5 -</b>	<b>34.863</b>	23.269	<b>58.132 (1)</b>	<b>74.80</b>		<b>17:14:45.100</b>
6 -	35.986	24.249	1:00.235	72.19	2.103	17:15:45.335
7 -	36.822	23.962	1:00.784	71.54	2.652	17:16:46.119
8 -	35.519	23.823	59.342	73.28	1.210	17:17:45.461

# BMCRC - MRO Championships 2023 - Rnd 8 @ Brands Hatch Indy

## Illuminate Design 250MZs & Blue Haze GPF 2-Stroke

### RACE 16 - SECTOR ANALYSIS



SECTOR 1 = FL to I1, SECTOR 2 = I1 to FL, DIFF = Difference To Personal Best Lap, P = Crossed Finish Line in Pit Lane, D = Time Disallowed

P13 84 GPF Bert ELLISON		Yamaha TZR250 -				
IDEAL LAP TIME : 1:00.809		BEST LAP TIME : 1:01.106				
		DIFFERENCE : 0.297				
LAP	SECTOR 1	SECTOR 2	LAP TIME	MPH	DIFF	TIME OF DAY
1 -		24.708	1:07.892	64.05	6.786	17:10:35.556
2 -	37.685	24.137	1:01.822	70.34	0.716	17:11:37.378
3 -	37.602	24.390	1:01.992	70.14	0.886	17:12:39.370
4 -	38.377	24.361	1:02.738	69.31	1.632	17:13:42.108
5 -	<b>36.958</b>	24.148	<b>1:01.106 (1)</b>	<b>71.16</b>		<b>17:14:43.214</b>
6 -	37.338	24.033	1:01.371 (3)	70.85	0.265	17:15:44.585
7 -	37.821	<b>23.851</b>	1:01.672	70.51	0.566	17:16:46.257
8 -	37.026	24.242	1:01.268 (2)	70.97	0.162	17:17:47.525

P14 150 GPF Stuart MELHUISH		Yamaha TZR250 -				
IDEAL LAP TIME : 1:00.967		BEST LAP TIME : 1:01.188				
		DIFFERENCE : 0.221				
LAP	SECTOR 1	SECTOR 2	LAP TIME	MPH	DIFF	TIME OF DAY
1 -		24.509	1:08.878	63.13	7.690	17:10:36.542
2 -	37.171	24.600	1:01.771	70.39	0.583	17:11:38.313
3 -	37.394	24.233	1:01.627	70.56	0.439	17:12:39.940
4 -	37.535	24.388	1:01.923	70.22	0.735	17:13:41.863
5 -	<b>36.839</b>	24.349	<b>1:01.188 (1)</b>	<b>71.06</b>		<b>17:14:43.051</b>
6 -	37.190	<b>24.128</b>	1:01.318 (2)	70.91	0.130	17:15:44.369
7 -	37.254	24.413	1:01.667	70.51	0.479	17:16:46.036
8 -	37.319	24.181	1:01.500 (3)	70.70	0.312	17:17:47.536

P15 13 MZ Gordon RYAN		MZ 250 ETZ - Prism Work Psychology				
IDEAL LAP TIME : 58.796		BEST LAP TIME : 59.016				
		DIFFERENCE : 0.220				
LAP	SECTOR 1	SECTOR 2	LAP TIME	MPH	DIFF	TIME OF DAY
1 -		<b>23.566</b>	1:20.871	53.77	21.855	17:10:48.535
2 -	<b>35.230</b>	23.873	59.103 (2)	73.57	0.087	17:11:47.638
3 -	35.770	24.637	1:00.407	71.98	1.391	17:12:48.045
4 -	35.867	23.937	59.804 (3)	72.71	0.788	17:13:47.849
5 -	36.098	24.119	1:00.217	72.21	1.201	17:14:48.066
6 -	36.073	23.989	1:00.062	72.40	1.046	17:15:48.128
7 -	35.361	23.655	<b>59.016 (1)</b>	<b>73.68</b>		<b>17:16:47.144</b>
8 -	38.393	25.046	1:03.439	68.54	4.423	17:17:50.583

P16 7 MZ John ASHMEAD		MZ 250 ETZ -				
IDEAL LAP TIME : 58.830		BEST LAP TIME : 58.830				
		DIFFERENCE : 0.000				
LAP	SECTOR 1	SECTOR 2	LAP TIME	MPH	DIFF	TIME OF DAY
1 -		23.646	1:21.411	53.41	22.581	17:10:49.075
2 -	<b>35.219</b>	<b>23.611</b>	<b>58.830 (1)</b>	<b>73.91</b>		<b>17:11:47.905</b>
3 -	35.323	24.343	59.666	72.88	0.836	17:12:47.571
4 -	36.613	24.030	1:00.643	71.70	1.813	17:13:48.214
5 -	35.257	24.075	59.332 (2)	73.29	0.502	17:14:47.546
6 -	36.024	24.086	1:00.110	72.34	1.280	17:15:47.656
7 -	35.223	24.361	59.584 (3)	72.98	0.754	17:16:47.240
8 -	38.599	25.965	1:04.564	67.35	5.734	17:17:51.804

P17 11 MZ R Carl CRIPPS		MZ ETZ250 - MIS UK LTD				
IDEAL LAP TIME : 59.887		BEST LAP TIME : 1:00.337				
		DIFFERENCE : 0.450				
LAP	SECTOR 1	SECTOR 2	LAP TIME	MPH	DIFF	TIME OF DAY
1 -		24.516	1:23.292	52.20	22.955	17:10:50.956
2 -	36.642	24.726	1:01.368	70.86	1.031	17:11:52.324
3 -	36.136	24.336	1:00.472 (2)	71.91	0.135	17:12:52.796
4 -	36.394	24.352	1:00.746	71.58	0.409	17:13:53.542
5 -	36.403	24.343	1:00.746	71.58	0.409	17:14:54.288
6 -	36.356	24.387	1:00.743 (3)	71.59	0.406	17:15:55.031
7 -	<b>35.828</b>	24.509	<b>1:00.337 (1)</b>	<b>72.07</b>		<b>17:16:55.368</b>
8 -	36.753	<b>24.059</b>	1:00.812	71.50	0.475	17:17:56.180

# BMCRC - MRO Championships 2023 - Rnd 8 @ Brands Hatch Indy

## Illuminate Design 250MZs & Blue Haze GPF 2-Strokes

### RACE 16 - SECTOR ANALYSIS



SECTOR 1 = FL to I1, SECTOR 2 = I1 to FL, DIFF = Difference To Personal Best Lap, P = Crossed Finish Line in Pit Lane, D = Time Disallowed

P18		8 MZ		Rich ASKEW		MZ 250 ETZ - L+R construction	
IDEAL LAP TIME : 59.985		BEST LAP TIME : 1:00.042		DIFFERENCE : 0.057			
LAP	SECTOR 1	SECTOR 2	LAP TIME	MPH	DIFF	TIME OF DAY	
1 -		24.620	1:23.075	52.34	23.033	17:10:50.739	
2 -	36.747	24.923	1:01.670	70.51	1.628	17:11:52.409	
3 -	36.395	24.418	1:00.813	71.50	0.771	17:12:53.222	
4 -	36.002	24.706	1:00.708 (2)	71.63	0.666	17:13:53.930	
5 -	<b>35.823</b>	24.896	1:00.719 (3)	71.61	0.677	17:14:54.649	
6 -	36.432	24.442	1:00.874	71.43	0.832	17:15:55.523	
7 -	35.880	<b>24.162</b>	<b>1:00.042 (1)</b>	<b>72.42</b>		<b>17:16:55.565</b>	
8 -	36.400	24.391	1:00.791	71.53	0.749	17:17:56.356	

P19		22 MZ		Simon FINCH		MZ ETZ250 - BlueCloud Projects Ltd	
IDEAL LAP TIME : 1:02.265		BEST LAP TIME : 1:02.504		DIFFERENCE : 0.239			
LAP	SECTOR 1	SECTOR 2	LAP TIME	MPH	DIFF	TIME OF DAY	
1 -		<b>25.073</b>	1:25.503	50.85	22.999	17:10:53.167	
2 -	<b>37.192</b>	25.312	<b>1:02.504 (1)</b>	<b>69.57</b>		<b>17:11:55.671</b>	
3 -	37.542	25.124	1:02.666 (2)	69.39	0.162	17:12:58.337	
4 -	37.444	25.314	1:02.758	69.29	0.254	17:14:01.095	
5 -	37.761	25.479	1:03.240	68.76	0.736	17:15:04.335	
6 -	38.408	25.332	1:03.740	68.22	1.236	17:16:08.075	
7 -	37.479	25.192	1:02.671 (3)	69.38	0.167	17:17:10.746	
8 -	37.373	25.546	1:02.919	69.11	0.415	17:18:13.665	

P20		41 MZ		Gary WILLIAMS		MZ 250 -	
IDEAL LAP TIME : 1:02.471		BEST LAP TIME : 1:02.471		DIFFERENCE : 0.000			
LAP	SECTOR 1	SECTOR 2	LAP TIME	MPH	DIFF	TIME OF DAY	
1 -		25.388	1:26.240	50.42	23.769	17:10:53.904	
2 -	38.379	25.486	1:03.865	68.09	1.394	17:11:57.769	
3 -	38.210	25.105	1:03.315 (3)	68.68	0.844	17:13:01.084	
4 -	37.601	25.280	1:02.881 (2)	69.15	0.410	17:14:03.965	
5 -	38.182	25.451	1:03.633	68.33	1.162	17:15:07.598	
6 -	38.186	25.144	1:03.330	68.66	0.859	17:16:10.928	
7 -	38.057	25.485	1:03.542	68.43	1.071	17:17:14.470	
8 -	<b>37.545</b>	<b>24.926</b>	<b>1:02.471 (1)</b>	<b>69.60</b>		<b>17:18:16.941</b>	

P21		66 MZ		Graeme LEWIS		MZ 250 ETZ - Morris Racing Lubricants #MRL & DRD Machining	
IDEAL LAP TIME : 1:02.596		BEST LAP TIME : 1:02.896		DIFFERENCE : 0.300			
LAP	SECTOR 1	SECTOR 2	LAP TIME	MPH	DIFF	TIME OF DAY	
1 -		25.394	1:27.037	49.96	24.141	17:10:54.701	
2 -	37.866	25.285	1:03.151	68.86	0.255	17:11:57.852	
3 -	<b>37.560</b>	25.436	1:02.996 (3)	69.02	0.100	17:13:00.848	
4 -	37.563	25.406	1:02.969 (2)	69.05	0.073	17:14:03.817	
5 -	38.091	25.589	1:03.680	68.28	0.784	17:15:07.497	
6 -	38.101	25.248	1:03.349	68.64	0.453	17:16:10.846	
7 -	38.007	25.660	1:03.667	68.30	0.771	17:17:14.513	
8 -	37.860	<b>25.036</b>	<b>1:02.896 (1)</b>	<b>69.13</b>		<b>17:18:17.409</b>	

P22		5 MZ		Garry SAMETT		MZ TS 250 - smallmouse	
IDEAL LAP TIME : 1:02.781		BEST LAP TIME : 1:03.070		DIFFERENCE : 0.289			
LAP	SECTOR 1	SECTOR 2	LAP TIME	MPH	DIFF	TIME OF DAY	
1 -		26.251	1:29.629	48.51	26.559	17:10:57.293	
2 -	39.173	25.697	1:04.870	67.03	1.800	17:12:02.163	
3 -	38.761	25.888	1:04.649	67.26	1.579	17:13:06.812	
4 -	38.092	25.340	1:03.432 (3)	68.55	0.362	17:14:10.244	
5 -	38.145	<b>25.136</b>	1:03.281 (2)	68.71	0.211	17:15:13.525	
6 -	38.282	25.173	1:03.455	68.53	0.385	17:16:16.980	
7 -	38.076	25.522	1:03.598	68.37	0.528	17:17:20.578	
8 -	<b>37.645</b>	25.425	<b>1:03.070 (1)</b>	<b>68.94</b>		<b>17:18:23.648</b>	

# BMCRC - MRO Championships 2023 - Rnd 8 @ Brands Hatch Indy

## Illuminate Design 250MZs & Blue Haze GPF 2-Strokes

### RACE 16 - SECTOR ANALYSIS



SECTOR 1 = FL to I1, SECTOR 2 = I1 to FL, DIFF = Difference To Personal Best Lap, P = Crossed Finish Line in Pit Lane, D = Time Disallowed

P23 38 MZ Chris PETTET			MZ ETZ250 -			
IDEAL LAP TIME : 1:03.262		BEST LAP TIME : 1:03.280		DIFFERENCE : 0.018		
LAP	SECTOR 1	SECTOR 2	LAP TIME	MPH	DIFF	TIME OF DAY
1 -		<b>25.349</b>	1:26.550	50.24	23.270	17:10:54.214
2 -	39.017	25.352	1:04.369 (3)	67.55	1.089	17:11:58.583
3 -	<b>37.913</b>	25.367	<b>1:03.280 (1)</b>	<b>68.72</b>		<b>17:13:01.863</b>
4 -	38.533	25.820	1:04.353 (2)	67.57	1.073	17:14:06.216
5 -	38.619	26.294	1:04.913	66.99	1.633	17:15:11.129
6 -	39.202	25.774	1:04.976	66.92	1.696	17:16:16.105
7 -	38.873	26.480	1:05.353	66.54	2.073	17:17:21.458
8 -	39.101	25.926	1:05.027	66.87	1.747	17:18:26.485

P24 54 MZ R John FISHER			MZ 250 ETZ -			
IDEAL LAP TIME : 1:04.932		BEST LAP TIME : 1:04.932		DIFFERENCE : 0.000		
LAP	SECTOR 1	SECTOR 2	LAP TIME	MPH	DIFF	TIME OF DAY
1 -		26.243	1:30.289	48.16	25.357	17:10:57.953
2 -	<b>38.916</b>	<b>26.016</b>	<b>1:04.932 (1)</b>	<b>66.97</b>		<b>17:12:02.885</b>
3 -	39.727	26.834	1:06.561	65.33	1.629	17:13:09.446
4 -	39.562	26.770	1:06.332	65.55	1.400	17:14:15.778
5 -	39.119	26.543	1:05.662 (2)	66.22	0.730	17:15:21.440
6 -	40.170	26.596	1:06.766	65.13	1.834	17:16:28.206
7 -	39.655	26.355	1:06.010 (3)	65.87	1.078	17:17:34.216
8 -	40.180	26.509	1:06.689	65.20	1.757	17:18:40.905

P25 6 MZ Paul ANSELL			MZ 250 ETZ -			
IDEAL LAP TIME : 1:05.036		BEST LAP TIME : 1:05.340		DIFFERENCE : 0.304		
LAP	SECTOR 1	SECTOR 2	LAP TIME	MPH	DIFF	TIME OF DAY
1 -		26.557	1:30.372	48.11	25.032	17:10:58.036
2 -	39.207	<b>26.159</b>	1:05.366 (2)	66.52	0.026	17:12:03.402
3 -	39.631	26.277	1:05.908 (3)	65.97	0.568	17:13:09.310
4 -	<b>38.877</b>	26.463	<b>1:05.340 (1)</b>	<b>66.55</b>		<b>17:14:14.650</b>
5 -	39.960	26.662	1:06.622	65.27	1.282	17:15:21.272
6 -	39.875	26.977	1:06.852	65.04	1.512	17:16:28.124
7 -	39.374	26.585	1:05.959	65.92	0.619	17:17:34.083
8 -	40.089	26.931	1:07.020	64.88	1.680	17:18:41.103

P26 102 MZ R Caleb WRIGHT			MZ 250 ETZ - Clover Investments			
IDEAL LAP TIME : 1:05.485		BEST LAP TIME : 1:05.485		DIFFERENCE : 0.000		
LAP	SECTOR 1	SECTOR 2	LAP TIME	MPH	DIFF	TIME OF DAY
1 -		26.296	1:29.376	48.65	23.891	17:10:57.040
2 -	39.775	26.157	1:05.932 (2)	65.95	0.447	17:12:02.972
3 -	<b>39.457</b>	<b>26.028</b>	<b>1:05.485 (1)</b>	<b>66.40</b>		<b>17:13:08.457</b>
4 -	39.768	26.678	1:06.446	65.44	0.961	17:14:14.903
5 -	40.009	27.030	1:07.039	64.86	1.554	17:15:21.942
6 -	40.837	26.398	1:07.235	64.67	1.750	17:16:29.177
7 -	40.042	26.384	1:06.426 (3)	65.46	0.941	17:17:35.603

P27 94 MZ R Gareth FAITH			MZ 250 ETZ - Illuminate Design			
IDEAL LAP TIME : 1:05.526		BEST LAP TIME : 1:05.629		DIFFERENCE : 0.103		
LAP	SECTOR 1	SECTOR 2	LAP TIME	MPH	DIFF	TIME OF DAY
1 -		<b>26.177</b>	1:28.992	48.86	23.363	17:10:56.656
2 -	<b>39.349</b>	26.298	1:05.647 (2)	66.24	0.018	17:12:02.303
3 -	39.448	26.181	<b>1:05.629 (1)</b>	<b>66.26</b>		<b>17:13:07.932</b>
4 -	39.537	26.506	1:06.043 (3)	65.84	0.414	17:14:13.975
5 -	39.778	26.558	1:06.336	65.55	0.707	17:15:20.311
6 -	40.814	27.914	1:08.728	63.27	3.099	17:16:29.039
7 -	41.465	27.159	1:08.624	63.36	2.995	17:17:37.663

# BMCRC - MRO Championships 2023 - Rnd 8 @ Brands Hatch Indy

## Illuminate Design 250MZs & Blue Haze GPF 2-Stroke

### RACE 16 - SECTOR ANALYSIS



SECTOR 1 = FL to I1, SECTOR 2 = I1 to FL, DIFF = Difference To Personal Best Lap, P = Crossed Finish Line in Pit Lane, D = Time Disallowed

<b>P28 85 MZ Andrew WALES</b>			MZ ETZ 250 - Illuminated Design LTD			
IDEAL LAP TIME : 56.902		BEST LAP TIME : 56.902	DIFFERENCE : 0.000			
LAP	SECTOR 1	SECTOR 2	LAP TIME	MPH	DIFF	TIME OF DAY
1 -		23.539	1:20.060	54.31	23.158	17:10:47.724
2 -	34.560	23.266	57.826 <b>(3)</b>	75.20	0.924	17:11:45.550
3 -	33.996	23.165	57.161 <b>(2)</b>	76.07	0.259	17:12:42.711
4 -	34.613	23.263	57.876	75.13	0.974	17:13:40.587
5 -	<b>33.858</b>	<b>23.044</b>	<b>56.902 (1)</b>	<b>76.42</b>		<b>17:14:37.489</b>

<b>P29 75 MZ Peter WOODALL</b>			MZ ETZ 250 - Online Lubricants			
IDEAL LAP TIME : 58.250		BEST LAP TIME : 58.250	DIFFERENCE : 0.000			
LAP	SECTOR 1	SECTOR 2	LAP TIME	MPH	DIFF	TIME OF DAY
1 -		23.490	1:20.482	54.03	22.232	17:10:48.146
2 -	<b>34.951</b>	<b>23.299</b>	<b>58.250 (1)</b>	<b>74.65</b>		<b>17:11:46.396</b>
3 -	36.885	24.536	1:01.421 <b>(2)</b>	70.79	3.171	17:12:47.817
4 -	36.456	26.537	1:02.993 <b>(3)</b>	69.03	4.743	17:13:50.810

# BMCRC - MRO Championships 2023 - Rnd 8 @ Brands Hatch Indy

## Illuminate Design 250MZs & Blue Haze GPF 2-Stroke

### RACE 16 - BEST SECTORS

SECTOR 1			SECTOR 2			IDEAL / BEST COMPARISON						
POS	NO	NAME	TIME	NO	NAME	TIME	POS	NO	NAME	IDEAL	BEST	DIFF
									<b>PERFECT LAP</b>	<b>52.734</b>		
1	175	JOHNSON	<b>31.508</b>	175	JOHNSON	<b>21.226</b>	1	175	JOHNSON	52.734	52.930	<b>0.196</b>
2	15	PERKINS	<b>32.176</b>	15	PERKINS	<b>21.503</b>	2	15	PERKINS	53.679	53.802	<b>0.123</b>
3	81	GRANT	<b>32.607</b>	4	HALIL	<b>21.858</b>	3	81	GRANT	54.682	54.783	<b>0.101</b>
4	26	LEE	<b>32.869</b>	110	HAIGH	<b>21.956</b>	4	4	HALIL	54.731	54.739	<b>0.008</b>
5	4	HALIL	<b>32.873</b>	81	GRANT	<b>22.075</b>	5	110	HAIGH	55.087	55.087	<b>0.000</b>
6	28	McCARTER	<b>32.902</b>	28	McCARTER	<b>22.312</b>	6	28	McCARTER	55.214	55.264	<b>0.050</b>
7	110	HAIGH	<b>33.131</b>	26	LEE	<b>22.438</b>	7	26	LEE	55.307	55.384	<b>0.077</b>
8	52	FLUX	<b>33.642</b>	52	FLUX	<b>22.448</b>	8	52	FLUX	56.090	56.174	<b>0.084</b>
9	85	WALES	<b>33.858</b>	69	MANN	<b>22.952</b>	9	85	WALES	56.902	56.902	<b>0.000</b>
10	69	MANN	<b>34.073</b>	67	BAILEY	<b>23.029</b>	10	69	MANN	57.025	57.025	<b>0.000</b>
11	96	KENT	<b>34.780</b>	565	KERSHAW	<b>23.034</b>	11	565	KERSHAW	57.897	58.132	<b>0.235</b>
12	565	KERSHAW	<b>34.863</b>	85	WALES	<b>23.044</b>	12	67	BAILEY	58.024	58.314	<b>0.290</b>
13	75	WOODALL	<b>34.951</b>	75	WOODALL	<b>23.299</b>	13	96	KENT	58.158	58.184	<b>0.026</b>
14	67	BAILEY	<b>34.995</b>	96	KENT	<b>23.378</b>	14	75	WOODALL	58.250	58.250	<b>0.000</b>
15	7	ASHMEAD	<b>35.219</b>	13	RYAN	<b>23.566</b>	15	13	RYAN	58.796	59.016	<b>0.220</b>
16	13	RYAN	<b>35.230</b>	7	ASHMEAD	<b>23.611</b>	16	7	ASHMEAD	58.830	58.830	<b>0.000</b>
17	8	ASKEW	<b>35.823</b>	84	ELLISON	<b>23.851</b>	17	11	CRIPPS	59.887	1:00.337	<b>0.450</b>
18	11	CRIPPS	<b>35.828</b>	11	CRIPPS	<b>24.059</b>	18	8	ASKEW	59.985	1:00.042	<b>0.057</b>
19	150	MELHUIISH	<b>36.839</b>	150	MELHUIISH	<b>24.128</b>	19	84	ELLISON	1:00.809	1:01.106	<b>0.297</b>
20	84	ELLISON	<b>36.958</b>	8	ASKEW	<b>24.162</b>	20	150	MELHUIISH	1:00.967	1:01.188	<b>0.221</b>
21	22	FINCH	<b>37.192</b>	41	WILLIAMS	<b>24.926</b>	21	22	FINCH	1:02.265	1:02.504	<b>0.239</b>
22	41	WILLIAMS	<b>37.545</b>	66	LEWIS	<b>25.036</b>	22	41	WILLIAMS	1:02.471	1:02.471	<b>0.000</b>
23	66	LEWIS	<b>37.560</b>	22	FINCH	<b>25.073</b>	23	66	LEWIS	1:02.596	1:02.896	<b>0.300</b>
24	5	SAMETT	<b>37.645</b>	5	SAMETT	<b>25.136</b>	24	5	SAMETT	1:02.781	1:03.070	<b>0.289</b>
25	38	PETTET	<b>37.913</b>	38	PETTET	<b>25.349</b>	25	38	PETTET	1:03.262	1:03.280	<b>0.018</b>
26	6	ANSELL	<b>38.877</b>	54	FISHER	<b>26.016</b>	26	54	FISHER	1:04.932	1:04.932	<b>0.000</b>
27	54	FISHER	<b>38.916</b>	102	WRIGHT	<b>26.028</b>	27	6	ANSELL	1:05.036	1:05.340	<b>0.304</b>
28	94	FAITH	<b>39.349</b>	6	ANSELL	<b>26.159</b>	28	102	WRIGHT	1:05.485	1:05.485	<b>0.000</b>
29	102	WRIGHT	<b>39.457</b>	94	FAITH	<b>26.177</b>	29	94	FAITH	1:05.526	1:05.629	<b>0.103</b>
30												

# BMCRC - MRO Championships 2023 - Rnd 8 @ Brands Hatch Indy

## Illuminate Design 250MZs & Blue Haze GPF 2-Stroke

### RACE 16 - STATISTICS

**Competitors Started** 30  
**Planned Start** 2023-09-30 @ 16:15:00.000  
**Actual Start** 2023-09-30 @ 17:09:27.663  
**Finish Time** 2023-09-30 @ 17:17:35.602  
**Track Length** 1.2079mi.  
**Total Laps** 233  
**Total Distance Covered** 281.4513mi.

#### Session Fastest Lap History

NO	CL	NAME	LAP TIME	TIME OF DAY	LAP	VEHICLE
175	GPF	Anthony JOHNSON	53.985	17:11:22.324	2	Yamaha TZR250
175	GPF	Anthony JOHNSON	53.175	17:12:15.500	3	Yamaha TZR250
175	GPF	Anthony JOHNSON	52.930	17:13:08.429	4	Yamaha TZR250

#### Session Leader History

NO	CL	NAME	FROM LAP	LAPS LED	DISTANCE	VEHICLE
15	GPF	Billy PERKINS	1	1	1.20 miles	Yamaha TZR 250
175	GPF	Anthony JOHNSON	2	8	9.66 miles	Yamaha TZR250

#### Flag History

TYPE	TIME OF DAY
GREEN	17:09:27.663
FINISH	17:17:35.602

#### Flag Statistics

TYPE	COUNT	TOTAL LAPS	TOTAL TIME
Green	1	9	9:29.668
Red	0	0	0.000
Safety Car	0	0	0.000
FCY	0	0	0.000

# BMCRC - MRO Championships 2023 - Rnd 8 @ Brands Hatch Indy

## Illuminate Design 250MZs & Blue Haze GPF 2-Stroke

### RACE 16 - STATISTICS

**CLASS : GPF**

11 Starters

#### Fastest Lap History

NO	NAME	LAP TIME	TIME OF DAY	LAP	VEHICLE
175	Anthony JOHNSON	<b>53.985</b>	17:11:22.324	2	Yamaha TZR250
175	Anthony JOHNSON	<b>53.175</b>	17:12:15.500	3	Yamaha TZR250
175	Anthony JOHNSON	<b>52.930</b>	17:13:08.429	4	Yamaha TZR250

#### Leader History

NO	NAME	FROM LAP	LAPS LED	DISTANCE	VEHICLE
15	Billy PERKINS	1	1	1.20 miles	Yamaha TZR 250
175	Anthony JOHNSON	2	8	9.66 miles	Yamaha TZR250



# BMCRC - MRO Championships 2023 - Rnd 8 @ Brands Hatch Indy

## Illuminate Design 250MZs & Blue Haze GPF 2-Stroke

### RACE 16 - STATISTICS

**CLASS : MZ**

15 Starters

#### Fastest Lap History

NO	NAME	LAP TIME	TIME OF DAY	LAP	VEHICLE
69	Alexander MANN	57.745	17:11:45.540	2	MZ TS 250
85	Andrew WALES	57.161	17:12:42.742	3	MZ ETZ 250
85	Andrew WALES	56.902	17:14:37.520	5	MZ ETZ 250

#### Leader History

NO	NAME	FROM LAP	LAPS LED	DISTANCE	VEHICLE
85	Andrew WALES	1	1	1.20 miles	MZ ETZ 250
69	Alexander MANN	2	1	1.20 miles	MZ TS 250
85	Andrew WALES	3	3	3.62 miles	MZ ETZ 250
69	Alexander MANN	6	4	4.83 miles	MZ TS 250

# BMCRC - MRO Championships 2023 - Rnd 8 @ Brands Hatch Indy

## Illuminate Design 250MZs & Blue Haze GPF 2-Stroke

### RACE 16 - STATISTICS

**CLASS : MZ R**

4 Starters

#### Fastest Lap History

NO	NAME	LAP TIME	TIME OF DAY	LAP	VEHICLE
11	Carl CRIPPS	1:01.368	17:11:52.357	2	MZ ETZ250
11	Carl CRIPPS	1:00.472	17:12:52.828	3	MZ ETZ250
11	Carl CRIPPS	1:00.337	17:16:55.401	7	MZ ETZ250

#### Leader History

NO	NAME	FROM LAP	LAPS LED	DISTANCE	VEHICLE
11	Carl CRIPPS	1	8	9.66 miles	MZ ETZ250

**BMCRC - MRO Championships 2023 - Rnd 8 @ Brands Hatch Indy**

**Illuminate Design 250MZs & Blue Haze GPF 2-Stroke**

**RACE 5 - GRID (11 Laps)**

ROW 13	39		38	<b>93</b> David WEBB	37	<b>94</b> Gareth FAITH	1:05.629
ROW 12	36	<b>102</b> Caleb WRIGHT 1:05.485	35	<b>6</b> Paul ANSELL 1:05.340	34	<b>54</b> John FISHER 1:04.932	
ROW 11	33	<b>38</b> Chris PETTET 1:03.280	32	<b>14</b> Andy MARKS	31	<b>5</b> Garry SAMETT 1:03.070	
ROW 10	30	<b>66</b> Graeme LEWIS 1:02.896	29	<b>22</b> Simon FINCH 1:02.504	28	<b>41</b> Gary WILLIAMS 1:02.471	
ROW 9	27	<b>11</b> Carl CRIPPS 1:00.337	26	<b>8</b> Rich ASKEW 1:00.042	25	<b>13</b> Gordon RYAN 59.016	
ROW 8	24	<b>7</b> John ASHMEAD 58.830	23	<b>75</b> Peter WOODALL 58.250	22	<b>96</b> Chris KENT 58.184	
ROW 7	21	<b>565</b> Louis KERSHAW 58.132	20	<b>69</b> Alexander MANN 57.025	19	<b>85</b> Andrew WALES 56.902	
ROW 6	18		17		16		
ROW 5	15	<b>73</b> Colvin TURNER	14	<b>65</b> Andrew MOXON	13	<b>18</b> David BALL	
ROW 4	12	<b>61</b> Paul WELCH	11	<b>150</b> Stuart MELHUISH 1:01.188	10	<b>84</b> Bert ELLISON 1:01.106	
ROW 3	9	<b>67</b> Mark BAILEY 58.314	8	<b>52</b> Andy FLUX 56.174	7	<b>26</b> Damian LEE 55.384	
ROW 2	6	<b>28</b> Liam McCARTER 55.264	5	<b>110</b> Mark HAIGH 55.087	4	<b>81</b> Scott GRANT 54.783	
ROW 1	3	<b>4</b> Denis HALIL 54.739	2	<b>15</b> Billy PERKINS 53.802	1	<b>175</b> Anthony JOHNSON 52.930	

**Pole**

Brands Hatch Indy: 1.2079 miles

These results are provisional until the conclusion of any judicial and technical matters.

Clerk Of Course :	Stewards :	Timekeeper : <i>Craig Smith</i>
-------------------	------------	------------------------------------

Results can be found at [www.tsl-timing.com](http://www.tsl-timing.com)

Printed - 17:24 Saturday, 30 September 2023



# BMCRC - MRO Championships 2023 - Rnd 8 @ Brands Hatch Indy

## Illuminate Design 250MZs

### THE GAVIN SHERWOOD TROPHY 2023

POS	NO	CL	PIC NAME	ENTRY	TOTAL		RACE 1		RACE 2	
					LAPS	TIME	LAPS	TIME	LAPS	TIME
1	69	MZ	1 Alexander MANN	MZ TS 250 - HS RACING	18	18:13.502	9	9:06.014	9	9:07.488
2	96	MZ	2 Chris KENT	MZ ETZ 250 -	16	16:23.912	8	8:13.967	8	8:09.945
3	565	MZ	3 Louis KERSHAW	MZ 250 ETZ - Team Lucky Streetsy/Walkers Camr	16	16:33.130	8	8:15.333	8	8:17.797
4	13	MZ	4 Gordon RYAN	MZ 250 ETZ - Prism Work Psychology	16	16:46.683	8	8:23.764	8	8:22.919
5	7	MZ	5 John ASHMEAD	MZ 250 ETZ -	16	16:47.987	8	8:23.847	8	8:24.140
6	8	MZ	6 Rich ASKEW	MZ 250 ETZ - L+R construction	16	17:02.190	8	8:33.498	8	8:28.692
7	11	MZ R	1 Carl CRIPPS	MZ ETZ250 - MIS UK LTD	16	17:04.901	8	8:36.385	8	8:28.516
8	22	MZ	7 Simon FINCH	MZ ETZ250 - BlueCloud Projects Ltd	16	17:32.339	8	8:46.338	8	8:46.001
9	41	MZ	8 Gary WILLIAMS	MZ 250 -	16	17:41.927	8	8:52.650	8	8:49.277
10	66	MZ	9 Graeme LEWIS	MZ 250 ETZ - Morris Racing Lubricants #MRL & D	16	17:47.172	8	8:57.427	8	8:49.745
11	38	MZ	10 Chris PETTET	MZ ETZ250 -	16	17:57.192	8	8:58.371	8	8:58.821
12	6	MZ	11 Paul ANSELL	MZ 250 ETZ -	16	18:32.234	8	9:08.795	8	9:23.439
13	94	MZ R	2 Gareth FAITH	MZ 250 ETZ - Illuminate Design	15	17:07.568	8	8:57.569	7	8:09.999
14	102	MZ R	3 Caleb WRIGHT	MZ 250 ETZ - Clover Investments	15	17:23.467	8	9:15.528	7	8:07.939
15	85	MZ	12 Andrew WALES	MZ ETZ 250 - Illuminated Design LTD	13	13:24.439	8	8:14.614	5	5:09.825
16	5	MZ	13 Garry SAMETT	MZ TS 250 - smallmouse	11	12:36.852	3	3:40.868	8	8:55.984
17	14	MZ	14 Andy MARKS	MZ 250 ETZ - Kingpin Components	8	8:32.057	8	8:32.057	0	
18	54	MZ R	4 John FISHER	MZ 250 ETZ -	8	9:13.241	0		8	9:13.241
19	75	MZ	15 Peter WOODALL	MZ ETZ 250 - Online Lubricants	7	7:41.792	3	3:18.646	4	4:23.146

Weather / Track : Cloudy / Dry

Brands Hatch Indy: 1.2079 miles

These results are provisional until the conclusion of any judicial and technical matters.

Clerk Of Course :	Stewards :	Timekeeper :

Results can be found at [www.tsl-timing.com](http://www.tsl-timing.com)

Printed - 17:29 Saturday, 30 September 2023



# BMCRC - MRO Championships 2023 - Rnd 8 @ Brands Hatch Indy

## Illuminate Design 250MZs & Blue Haze GPF 2-Stroke

### RACE 5 - CLASSIFICATION

POS	NO	CL	PIC NAME	ENTRY	LAPS	TIME	GAP	DIFF	MPH	BEST	ON
1	15	GPF	1 Billy PERKINS	Yamaha TZR 250 - Ashford tarmac / Barking mad al	11	10:03.168			79.30	53.565	4
2	4	GPF	2 Denis HALIL	Yamaha TZR250 - D & A AUTOS	11	10:08.165	4.997	4.997	78.65	53.379	10
3	110	GPF	3 Mark HAIGH	Aprilia RS250 - Chesterfield CarClinic/The Tuning W	11	10:11.309	8.141	3.144	78.24	54.346	7
4	26	GPF	4 Damian LEE	Yamaha TZR250 - Leed Autos	11	10:11.707	8.539	0.398	78.19	54.311	11
5	81	GPF	5 Scott GRANT	Yamaha TZR250 -	11	10:16.763	13.595	5.056	77.55	54.545	4
6	28	GPF	6 Liam McCARTER	Yamaha TZR250 - Katie McCarter	11	10:21.171	18.003	4.408	77.00	54.856	4
7	52	GPF	7 Andy FLUX	Yamaha TZR 250 - Mach 1 Automotive LTD	11	10:34.271	31.103	13.100	75.41	56.386	5
8	67	GPF	8 Mark BAILEY	Yamaha TZR - Elite Air conditioning Ltd. Hydroflow	11	10:55.157	51.989	20.886	73.01	58.594	11
9	84	GPF	9 Bert ELLISON	Yamaha TZR250 -	11	11:00.949	57.781	5.792	72.37	58.717	7
10	69	MZ	1 Alexander MANN	MZ TS 250 - HS RACING	10	10:04.141	1 Lap	1 Lap	71.97	57.410	8
11	85	MZ	2 Andrew WALES	MZ ETZ 250 - Illuminated Design LTD	10	10:08.453	1 Lap	4.312	71.46	57.620	8
12	13	MZ	3 Gordon RYAN	MZ 250 ETZ - Prism Work Psychology	10	10:15.497	1 Lap	7.044	70.65	58.326	10
13	96	MZ	4 Chris KENT	MZ ETZ 250 -	10	10:16.110	1 Lap	0.613	70.58	58.419	3
14	7	MZ	5 John ASHMEAD	MZ 250 ETZ -	10	10:16.241	1 Lap	0.131	70.56	58.509	10
15	75	MZ	6 Peter WOODALL	MZ ETZ 250 - Online Lubricants	10	10:25.053	1 Lap	8.812	69.57	59.573	5
16	8	MZ	7 Rich ASKEW	MZ 250 ETZ - L+R construction	10	10:28.988	1 Lap	3.935	69.13	59.689	4
17	14	MZ	8 Andy MARKS	MZ 250 ETZ - Kingpin Components	10	10:32.121	1 Lap	3.133	68.79	1:00.044	10
18	22	MZ	9 Simon FINCH	MZ ETZ250 - BlueCloud Projects Ltd	10	10:38.406	1 Lap	6.285	68.11	1:00.398	6
19	5	MZ	10 Garry SAMETT	MZ TS 250 - smallmouse	10	10:59.544	1 Lap	21.138	65.93	1:02.603	7
20	66	MZ	11 Graeme LEWIS	MZ 250 ETZ - Morris Racing Lubricants #MRL & DR	10	10:59.829	1 Lap	0.285	65.90	1:02.941	8
21	94	MZ R	1 Gareth FAITH	MZ 250 ETZ - Illuminate Design	10	11:01.494	1 Lap	1.665	65.73	1:02.669	7
22	38	MZ	12 Chris PETTET	MZ ETZ250 -	9	10:07.516	2 Laps	1 Lap	64.42	1:03.696	3
23	102	MZ R	2 Caleb WRIGHT	MZ 250 ETZ - Clover Investments	9	10:12.005	2 Laps	4.489	63.94	1:04.505	8
24	93	MZ	13 David WEBB	MZ ETZ 250 -	8	10:06.422	3 Laps	1 Lap	57.36	1:10.404	5

#### NOT CLASSIFIED

DNF	565	MZ	Louis KERSHAW	MZ 250 ETZ - Team Lucky Streetsy/Walkers Camp	8	8:08.059	3 Laps		71.27	57.811	8
DNF	54	MZ R	John FISHER	MZ 250 ETZ -	7	8:03.300	4 Laps	1 Lap	62.98	1:04.028	7
DNF	11	MZ R	Carl CRIPPS	MZ ETZ250 - MIS UK LTD	4	4:22.155	7 Laps	3 Laps	66.35	58.558	4
DNF	6	MZ	Paul ANSELL	MZ 250 ETZ -	0						

#### NOT STARTED

NS	150	GPF	Stuart MELHUIISH	Yamaha TZR250 -							
----	-----	-----	------------------	-----------------	--	--	--	--	--	--	--

#### FASTEST LAP

4	GPF	Denis HALIL	Yamaha TZR250 - D & A AUTOS	10	53.379	81.46 mph	131.10 kph
69	MZ	Alexander MANN	MZ TS 250 - HS RACING	8	57.410	75.74 mph	121.90 kph
11	MZ R	Carl CRIPPS	MZ ETZ250 - MIS UK LTD	4	58.558	74.26 mph	119.51 kph

Class GPF - 92.5% of Race Speed = 73.35 mph

Class MZ - 92.5% of Race Speed = 66.57 mph

Class MZ R - 92.5% of Race Speed = 60.80 mph

Race Distance: 11 Laps / 13.28 miles

Brands Hatch Indy: 1.2079 miles

Date: 01/10/2023 Start: 11:29 Finish: 11:39

Weather / Track : Cloudy / Dry

These results are provisional until the conclusion of any judicial and technical matters.

Clerk Of Course :	Stewards :	Timekeeper : <i>Craig Smith</i>
-------------------	------------	------------------------------------

Results can be found at [www.tsl-timing.com](http://www.tsl-timing.com)

Printed - 11:43 Sunday, 01 October 2023





# BMCRC - MRO Championships 2023 - Rnd 8 @ Brands Hatch Indy

## Illuminate Design 250MZs & Blue Haze GPF 2-Strokes

### RACE 5 - POSITION CHART

No	Name	Lap Pos	Lap											
			1	2	3	4	5	6	7	8	9	10	11	
15	PERKINS	1	4	4	15	15	15	15	15	15	15	15	15	15
4	HALIL	2	15	15	4	4	4	4	4	4	4	4	4	4
81	GRANT	3	110	110	110	110	110	110	110	110	110	110	110	110
110	HAIGH	4	81	81	81	81	81	81	81	81	26	26	26	26
28	McCARTER	5	26	26	26	26	26	26	26	26	81	81	81	81
26	LEE	6	28	28	28	28	28	28	28	28	28	28	28	28
52	FLUX	7	52	52	52	52	52	52	52	52	52	52	52	52
67	BAILEY	8	67	67	67	67	67	67	67	67	67	67	67	67
84	ELLISON	9	84	84	84	84	84	84	84	84	84	84	84	84
150	MELHUIHSH	10	69	69	69	85	565	565	565	69	69	69	69	69
85	WALES	11	85	85	85	565	85	69	69	565	85	85	85	85
69	MANN	12	565	565	565	69	69	85	85	85	13	13	13	13
565	KERSHAW	13	13	13	13	13	96	96	96	96	96	96	96	96
96	KENT	14	75	75	96	96	13	13	13	13	7	7	7	7
75	WOODALL	15	96	96	75	7	7	7	7	7	75	75	75	75
7	ASHMEAD	16	7	7	7	75	75	75	75	75	8	8	8	8
13	RYAN	17	8	11	11	11	8	8	8	8	14	14	14	14
8	ASKEW	18	11	8	8	8	14	14	14	14	22	22	22	22
11	CRIPPS	19	14	14	14	14	22	22	22	22	5	5	5	5
22	FINCH	20	22	22	22	22	5	5	5	5	66	66	66	66
66	LEWIS	21	66	66	66	66	66	66	66	66	94	94	94	94
5	SAMETT	22	5	5	5	5	94	94	94	94	38	38	38	38
14	MARKS	23	94	94	94	94	38	38	38	38	102	102	102	102
38	PETTET	24	54	38	38	38	102	102	102	102	102	102	102	102
54	FISHER	25	102	54	54	102	54	54	54	93	93	93	93	93
6	ANSELL	26	38	102	102	54	93	93	93	93	93	93	93	93
102	WRIGHT	27	93	93	93	93	93	93	93	93	93	93	93	93
94	FAITH	28												
93	WEBB	29												

# BMCRC - MRO Championships 2023 - Rnd 8 @ Brands Hatch Indy

## Illuminate Design 250MZs & Blue Haze GPF 2-Strokes

### RACE 5 - SECTOR ANALYSIS



SECTOR 1 = FL to I1, SECTOR 2 = I1 to FL, DIFF = Difference To Personal Best Lap, P = Crossed Finish Line in Pit Lane, D = Time Disallowed

P1 15 GPF Billy PERKINS		Yamaha TZR 250 - Ashford tarmac / Barking mad about Animals				
IDEAL LAP TIME : 53.401		BEST LAP TIME : 53.565		DIFFERENCE : 0.164		
LAP	SECTOR 1	SECTOR 2	LAP TIME	MPH	DIFF	TIME OF DAY
1 -		21.771	59.644	72.90	6.079	11:30:36.530
2 -	32.918	21.878	54.796	79.35	1.231	11:31:31.326
3 -	32.132	21.925	54.057 (3)	80.44	0.492	11:32:25.383
4 -	32.170	<b>21.395</b>	<b>53.565 (1)</b>	<b>81.18</b>		<b>11:33:18.948</b>
5 -	33.363	22.270	55.633	78.16	2.068	11:34:14.581
6 -	32.375	21.620	53.995 (2)	80.53	0.430	11:35:08.576
7 -	32.101	22.173	54.274	80.12	0.709	11:36:02.850
8 -	32.483	21.838	54.321	80.05	0.756	11:36:57.171
9 -	32.474	21.853	54.327	80.04	0.762	11:37:51.498
10 -	32.329	21.846	54.175	80.26	0.610	11:38:45.673
11 -	<b>32.006</b>	22.375	54.381	79.96	0.816	11:39:40.054

P2 4 GPF Denis HALIL		Yamaha TZR250 - D & A AUTOS				
IDEAL LAP TIME : 53.379		BEST LAP TIME : 53.379		DIFFERENCE : 0.000		
LAP	SECTOR 1	SECTOR 2	LAP TIME	MPH	DIFF	TIME OF DAY
1 -		21.856	59.422	73.18	6.043	11:30:36.308
2 -	33.069	21.759	54.828	79.31	1.449	11:31:31.136
3 -	32.501	22.033	54.534	79.74	1.155	11:32:25.670
4 -	32.608	21.751	54.359	79.99	0.980	11:33:20.029
5 -	33.357	21.819	55.176	78.81	1.797	11:34:15.205
6 -	32.244	21.471	53.715 (2)	80.95	0.336	11:35:08.920
7 -	32.621	21.461	54.082 (3)	80.40	0.703	11:36:03.002
8 -	32.643	22.375	55.018	79.03	1.639	11:36:58.020
9 -	32.709	21.601	54.310	80.07	0.931	11:37:52.330
10 -	<b>31.937</b>	<b>21.442</b>	<b>53.379 (1)</b>	<b>81.46</b>		<b>11:38:45.709</b>
11 -	36.729	22.613	59.342	73.28	5.963	11:39:45.051

P3 110 GPF Mark HAIGH		Aprilia RS250 - Chesterfield CarClinic/The Tuning Works				
IDEAL LAP TIME : 54.221		BEST LAP TIME : 54.346		DIFFERENCE : 0.125		
LAP	SECTOR 1	SECTOR 2	LAP TIME	MPH	DIFF	TIME OF DAY
1 -		22.050	1:00.457	71.92	6.111	11:30:37.343
2 -	33.016	22.136	55.152	78.84	0.806	11:31:32.495
3 -	32.566	22.105	54.671	79.54	0.325	11:32:27.166
4 -	32.739	21.847	54.586 (3)	79.66	0.240	11:33:21.752
5 -	33.126	22.927	56.053	77.58	1.707	11:34:17.805
6 -	33.921	22.171	56.092	77.52	1.746	11:35:13.897
7 -	32.535	<b>21.811</b>	<b>54.346 (1)</b>	<b>80.01</b>		<b>11:36:08.243</b>
8 -	33.431	21.864	55.295	78.64	0.949	11:37:03.538
9 -	32.766	22.758	55.524	78.31	1.178	11:37:59.062
10 -	<b>32.410</b>	22.298	54.708	79.48	0.362	11:38:53.770
11 -	32.473	21.952	54.425 (2)	79.90	0.079	11:39:48.195

P4 26 GPF Damian LEE		Yamaha TZR250 - Leed Autos				
IDEAL LAP TIME : 54.163		BEST LAP TIME : 54.311		DIFFERENCE : 0.148		
LAP	SECTOR 1	SECTOR 2	LAP TIME	MPH	DIFF	TIME OF DAY
1 -		22.015	1:01.060	71.21	6.749	11:30:37.946
2 -	33.249	22.091	55.340	78.57	1.029	11:31:33.286
3 -	32.534	22.044	54.578 (2)	79.67	0.267	11:32:27.864
4 -	32.725	<b>21.893</b>	54.618	79.61	0.307	11:33:22.482
5 -	33.884	22.241	56.125	77.48	1.814	11:34:18.607
6 -	33.513	22.429	55.942	77.73	1.631	11:35:14.549
7 -	32.759	22.231	54.990	79.07	0.679	11:36:09.539
8 -	33.174	22.173	55.347	78.56	1.036	11:37:04.886
9 -	32.865	21.944	54.809	79.34	0.498	11:37:59.695
10 -	<b>32.270</b>	22.317	54.587 (3)	79.66	0.276	11:38:54.282
11 -	32.302	22.009	<b>54.311 (1)</b>	<b>80.06</b>		<b>11:39:48.593</b>



# BMCRC - MRO Championships 2023 - Rnd 8 @ Brands Hatch Indy

## Illuminate Design 250MZs & Blue Haze GPF 2-Strokes

### RACE 5 - SECTOR ANALYSIS



SECTOR 1 = FL to I1, SECTOR 2 = I1 to FL, DIFF = Difference To Personal Best Lap, P = Crossed Finish Line in Pit Lane, D = Time Disallowed

P5 81 GPF Scott GRANT			Yamaha TZR250 -			
IDEAL LAP TIME : 54.505		BEST LAP TIME : 54.545		DIFFERENCE : 0.040		
LAP	SECTOR 1	SECTOR 2	LAP TIME	MPH	DIFF	TIME OF DAY
1 -		22.185	1:00.929	71.37	6.384	11:30:37.815
2 -	33.010	22.071	55.081	78.94	0.536	11:31:32.896
3 -	32.644	22.103	54.747 (2)	79.43	0.202	11:32:27.643
4 -	<b>32.477</b>	22.068	<b>54.545 (1)</b>	<b>79.72</b>		<b>11:33:22.188</b>
5 -	33.035	22.683	55.718	78.04	1.173	11:34:17.906
6 -	33.930	22.393	56.323	77.20	1.778	11:35:14.229
7 -	32.948	22.084	55.032 (3)	79.01	0.487	11:36:09.261
8 -	33.255	<b>22.028</b>	55.283	78.66	0.738	11:37:04.544
9 -	33.185	22.199	55.384	78.51	0.839	11:37:59.928
10 -	32.511	22.563	55.074	78.95	0.529	11:38:55.002
11 -	34.955	23.692	58.647	74.14	4.102	11:39:53.649

P6 28 GPF Liam McCARTER			Yamaha TZR250 - Katie McCarter			
IDEAL LAP TIME : 54.690		BEST LAP TIME : 54.856		DIFFERENCE : 0.166		
LAP	SECTOR 1	SECTOR 2	LAP TIME	MPH	DIFF	TIME OF DAY
1 -		22.138	1:01.576	70.62	6.720	11:30:38.462
2 -	33.222	<b>21.994</b>	55.216 (3)	78.75	0.360	11:31:33.678
3 -	32.741	22.142	54.883 (2)	79.23	0.027	11:32:28.561
4 -	<b>32.696</b>	22.160	<b>54.856 (1)</b>	<b>79.27</b>		<b>11:33:23.417</b>
5 -	33.786	22.537	56.323	77.20	1.467	11:34:19.740
6 -	34.968	22.451	57.419	75.73	2.563	11:35:17.159
7 -	33.416	22.389	55.805	77.92	0.949	11:36:12.964
8 -	34.074	22.601	56.675	76.72	1.819	11:37:09.639
9 -	33.609	22.621	56.230	77.33	1.374	11:38:05.869
10 -	33.400	23.244	56.644	76.77	1.788	11:39:02.513
11 -	33.061	22.483	55.544	78.29	0.688	11:39:58.057

P7 52 GPF Andy FLUX			Yamaha TZR 250 - Mach 1 Automotive LTD			
IDEAL LAP TIME : 56.160		BEST LAP TIME : 56.386		DIFFERENCE : 0.226		
LAP	SECTOR 1	SECTOR 2	LAP TIME	MPH	DIFF	TIME OF DAY
1 -		<b>22.358</b>	1:02.410	69.67	6.024	11:30:39.296
2 -	34.194	22.550	56.744	76.63	0.358	11:31:36.040
3 -	33.988	22.555	56.543 (3)	76.90	0.157	11:32:32.583
4 -	34.093	22.769	56.862	76.47	0.476	11:33:29.445
5 -	<b>33.802</b>	22.584	<b>56.386 (1)</b>	<b>77.12</b>		<b>11:34:25.831</b>
6 -	36.336	22.848	59.184	73.47	2.798	11:35:25.015
7 -	34.594	23.877	58.471	74.37	2.085	11:36:23.486
8 -	33.944	22.753	56.697	76.69	0.311	11:37:20.183
9 -	34.261	22.644	56.905	76.41	0.519	11:38:17.088
10 -	34.285	23.300	57.585	75.51	1.199	11:39:14.673
11 -	33.920	22.564	56.484 (2)	76.98	0.098	11:40:11.157

P8 67 GPF Mark BAILEY			Yamaha TZR - Elite Air conditioning Ltd. Hydroflow plumbing ltd			
IDEAL LAP TIME : 58.202		BEST LAP TIME : 58.594		DIFFERENCE : 0.392		
LAP	SECTOR 1	SECTOR 2	LAP TIME	MPH	DIFF	TIME OF DAY
1 -		<b>23.121</b>	1:03.956	67.99	5.362	11:30:40.842
2 -	35.267	23.534	58.801 (2)	73.95	0.207	11:31:39.643
3 -	35.527	23.574	59.101	73.57	0.507	11:32:38.744
4 -	35.244	24.526	59.770	72.75	1.176	11:33:38.514
5 -	35.585	23.469	59.054	73.63	0.460	11:34:37.568
6 -	35.765	23.860	59.625	72.93	1.031	11:35:37.193
7 -	35.767	23.255	59.022	73.67	0.428	11:36:36.215
8 -	35.990	23.338	59.328	73.29	0.734	11:37:35.543
9 -	35.526	23.331	58.857 (3)	73.88	0.263	11:38:34.400
10 -	35.482	23.567	59.049	73.64	0.455	11:39:33.449
11 -	<b>35.081</b>	23.513	<b>58.594 (1)</b>	<b>74.21</b>		<b>11:40:32.043</b>

# BMCRC - MRO Championships 2023 - Rnd 8 @ Brands Hatch Indy

## Illuminate Design 250MZs & Blue Haze GPF 2-Strokes

### RACE 5 - SECTOR ANALYSIS



SECTOR 1 = FL to I1, SECTOR 2 = I1 to FL, DIFF = Difference To Personal Best Lap, P = Crossed Finish Line in Pit Lane, D = Time Disallowed

P9 84 GPF Bert ELLISON		Yamaha TZR250 -				
IDEAL LAP TIME : 58.628		BEST LAP TIME : 58.717		DIFFERENCE : 0.089		
LAP	SECTOR 1	SECTOR 2	LAP TIME	MPH	DIFF	TIME OF DAY
1 -		23.641	1:05.554	66.33	6.837	11:30:42.440
2 -	36.444	23.702	1:00.146	72.30	1.429	11:31:42.586
3 -	35.748	23.499	59.247	73.39	0.530	11:32:41.833
4 -	36.475	23.580	1:00.055	72.41	1.338	11:33:41.888
5 -	35.654	23.375	59.029 (3)	73.66	0.312	11:34:40.917
6 -	35.680	23.389	59.069	73.61	0.352	11:35:39.986
7 -	<b>35.461</b>	23.256	<b>58.717 (1)</b>	<b>74.06</b>		<b>11:36:38.703</b>
8 -	35.721	23.923	59.644	72.90	0.927	11:37:38.347
9 -	35.855	<b>23.167</b>	59.022 (2)	73.67	0.305	11:38:37.369
10 -	35.613	24.252	59.865	72.64	1.148	11:39:37.234
11 -	36.265	24.336	1:00.601	71.75	1.884	11:40:37.835

P10 69 MZ Alexander MANN		MZ TS 250 - HS RACING				
IDEAL LAP TIME : 57.312		BEST LAP TIME : 57.410		DIFFERENCE : 0.098		
LAP	SECTOR 1	SECTOR 2	LAP TIME	MPH	DIFF	TIME OF DAY
1 -		23.239	1:20.564	53.97	23.154	11:30:57.450
2 -	34.850	23.374	58.224	74.68	0.814	11:31:55.674
3 -	34.643	23.218	57.861 (3)	75.15	0.451	11:32:53.535
4 -	35.776	23.211	58.987	73.72	1.577	11:33:52.522
5 -	34.901	24.256	59.157	73.50	1.747	11:34:51.679
6 -	34.509	<b>23.143</b>	57.652 (2)	75.42	0.242	11:35:49.331
7 -	34.974	23.149	58.123	74.81	0.713	11:36:47.454
8 -	34.202	23.208	<b>57.410 (1)</b>	<b>75.74</b>		<b>11:37:44.864</b>
9 -	34.328	23.908	58.236	74.67	0.826	11:38:43.100
10 -	<b>34.169</b>	23.758	57.927	75.07	0.517	11:39:41.027

P11 85 MZ Andrew WALES		MZ ETZ 250 - Illuminated Design LTD				
IDEAL LAP TIME : 57.579		BEST LAP TIME : 57.620		DIFFERENCE : 0.041		
LAP	SECTOR 1	SECTOR 2	LAP TIME	MPH	DIFF	TIME OF DAY
1 -		23.516	1:20.674	53.90	23.054	11:30:57.560
2 -	34.994	23.297	58.291	74.60	0.671	11:31:55.851
3 -	34.722	23.522	58.244	74.66	0.624	11:32:54.095
4 -	34.826	23.531	58.357	74.51	0.737	11:33:52.452
5 -	34.999	23.880	58.879	73.85	1.259	11:34:51.331
6 -	<b>34.419</b>	23.617	58.036 (2)	74.92	0.416	11:35:49.367
7 -	34.553	23.593	58.146 (3)	74.78	0.526	11:36:47.513
8 -	34.460	<b>23.160</b>	<b>57.620 (1)</b>	<b>75.47</b>		<b>11:37:45.133</b>
9 -	34.572	27.020	1:01.592	70.60	3.972	11:38:46.725
10 -	34.806	23.808	58.614	74.19	0.994	11:39:45.339

P12 13 MZ Gordon RYAN		MZ 250 ETZ - Prism Work Psychology				
IDEAL LAP TIME : 58.326		BEST LAP TIME : 58.326		DIFFERENCE : 0.000		
LAP	SECTOR 1	SECTOR 2	LAP TIME	MPH	DIFF	TIME OF DAY
1 -		23.650	1:21.839	53.13	23.513	11:30:58.725
2 -	35.002	23.756	58.758 (2)	74.00	0.432	11:31:57.483
3 -	35.440	23.882	59.322	73.30	0.996	11:32:56.805
4 -	35.328	24.108	59.436	73.16	1.110	11:33:56.241
5 -	35.790	23.800	59.590	72.97	1.264	11:34:55.831
6 -	35.604	23.973	59.577	72.99	1.251	11:35:55.408
7 -	35.330	24.237	59.567	73.00	1.241	11:36:54.975
8 -	36.052	23.862	59.914	72.58	1.588	11:37:54.889
9 -	35.244	23.924	59.168 (3)	73.49	0.842	11:38:54.057
10 -	<b>34.690</b>	<b>23.636</b>	<b>58.326 (1)</b>	<b>74.55</b>		<b>11:39:52.383</b>

# BMCRC - MRO Championships 2023 - Rnd 8 @ Brands Hatch Indy

## Illuminate Design 250MZs & Blue Haze GPF 2-Strokes

### RACE 5 - SECTOR ANALYSIS



SECTOR 1 = FL to I1, SECTOR 2 = I1 to FL, DIFF = Difference To Personal Best Lap, P = Crossed Finish Line in Pit Lane, D = Time Disallowed

P13 96 MZ Chris KENT			MZ ETZ 250 -			
IDEAL LAP TIME : 58.353		BEST LAP TIME : 58.419		DIFFERENCE : 0.066		
LAP	SECTOR 1	SECTOR 2	LAP TIME	MPH	DIFF	TIME OF DAY
1 -		23.712	1:23.275	52.21	24.856	11:31:00.161
2 -	35.441	<b>23.486</b>	58.927	73.79	0.508	11:31:59.088
3 -	34.933	<b>23.486</b>	<b>58.419 (1)</b>	<b>74.43</b>		<b>11:32:57.507</b>
4 -	35.304	23.496	58.800 (3)	73.95	0.381	11:33:56.307
5 -	35.332	24.028	59.360	73.25	0.941	11:34:55.667
6 -	35.706	23.885	59.591	72.97	1.172	11:35:55.258
7 -	35.434	24.184	59.618	72.94	1.199	11:36:54.876
8 -	36.067	23.864	59.931	72.56	1.512	11:37:54.807
9 -	35.364	24.189	59.553	73.02	1.134	11:38:54.360
10 -	<b>34.867</b>	23.769	58.636 (2)	74.16	0.217	11:39:52.996

P14 7 MZ John ASHMEAD			MZ 250 ETZ -			
IDEAL LAP TIME : 58.509		BEST LAP TIME : 58.509		DIFFERENCE : 0.000		
LAP	SECTOR 1	SECTOR 2	LAP TIME	MPH	DIFF	TIME OF DAY
1 -		24.160	1:23.607	52.01	25.098	11:31:00.493
2 -	35.438	24.175	59.613	72.94	1.104	11:32:00.106
3 -	34.931	23.888	58.819 (3)	73.93	0.310	11:32:58.925
4 -	35.442	24.044	59.486	73.10	0.977	11:33:58.411
5 -	35.384	24.097	59.481	73.10	0.972	11:34:57.892
6 -	35.370	24.122	59.492	73.09	0.983	11:35:57.384
7 -	35.382	23.996	59.378	73.23	0.869	11:36:56.762
8 -	35.345	23.930	59.275	73.36	0.766	11:37:56.037
9 -	34.951	23.630	58.581 (2)	74.23	0.072	11:38:54.618
10 -	<b>34.907</b>	<b>23.602</b>	<b>58.509 (1)</b>	<b>74.32</b>		<b>11:39:53.127</b>

P15 75 MZ Peter WOODALL			MZ ETZ 250 - Online Lubricants			
IDEAL LAP TIME : 59.278		BEST LAP TIME : 59.573		DIFFERENCE : 0.295		
LAP	SECTOR 1	SECTOR 2	LAP TIME	MPH	DIFF	TIME OF DAY
1 -		<b>23.724</b>	1:22.528	52.69	22.955	11:30:59.414
2 -	35.593	23.995	59.588 (2)	72.97	0.015	11:31:59.002
3 -	35.591	24.156	59.747 (3)	72.78	0.174	11:32:58.749
4 -	36.117	24.080	1:00.197	72.23	0.624	11:33:58.946
5 -	<b>35.554</b>	24.019	<b>59.573 (1)</b>	<b>72.99</b>		<b>11:34:58.519</b>
6 -	36.367	24.349	1:00.716	71.62	1.143	11:35:59.235
7 -	36.109	24.768	1:00.877	71.43	1.304	11:37:00.112
8 -	35.996	24.579	1:00.575	71.78	1.002	11:38:00.687
9 -	35.961	24.708	1:00.669	71.67	1.096	11:39:01.356
10 -	35.924	24.659	1:00.583	71.77	1.010	11:40:01.939

P16 8 MZ Rich ASKEW			MZ 250 ETZ - L+R construction			
IDEAL LAP TIME : 59.689		BEST LAP TIME : 59.689		DIFFERENCE : 0.000		
LAP	SECTOR 1	SECTOR 2	LAP TIME	MPH	DIFF	TIME OF DAY
1 -		24.400	1:23.657	51.98	23.968	11:31:00.543
2 -	36.272	24.542	1:00.814	71.50	1.125	11:32:01.357
3 -	35.619	24.176	59.795 (2)	72.72	0.106	11:33:01.152
4 -	<b>35.520</b>	<b>24.169</b>	<b>59.689 (1)</b>	<b>72.85</b>		<b>11:34:00.841</b>
5 -	35.777	24.843	1:00.620	71.73	0.931	11:35:01.461
6 -	36.198	24.870	1:01.068	71.20	1.379	11:36:02.529
7 -	36.028	24.736	1:00.764	71.56	1.075	11:37:03.293
8 -	35.919	24.558	1:00.477 (3)	71.90	0.788	11:38:03.770
9 -	35.840	25.154	1:00.994	71.29	1.305	11:39:04.764
10 -	36.211	24.899	1:01.110	71.16	1.421	11:40:05.874

# BMCRC - MRO Championships 2023 - Rnd 8 @ Brands Hatch Indy

## Illuminate Design 250MZs & Blue Haze GPF 2-Stroke

### RACE 5 - SECTOR ANALYSIS



SECTOR 1 = FL to I1, SECTOR 2 = I1 to FL, DIFF = Difference To Personal Best Lap, P = Crossed Finish Line in Pit Lane, D = Time Disallowed

P17 14 MZ Andy MARKS			MZ 250 ETZ - Kingpin Components			
IDEAL LAP TIME : 59.913		BEST LAP TIME : 1:00.044		DIFFERENCE : 0.131		
LAP	SECTOR 1	SECTOR 2	LAP TIME	MPH	DIFF	TIME OF DAY
1 -		24.743	1:26.334	50.36	26.290	11:31:03.220
2 -	36.478	24.771	1:01.249	70.99	1.205	11:32:04.469
3 -	36.241	24.423	1:00.664	71.68	0.620	11:33:05.133
4 -	35.801	24.580	1:00.381 (3)	72.01	0.337	11:34:05.514
5 -	36.090	24.950	1:01.040	71.24	0.996	11:35:06.554
6 -	35.796	<b>24.368</b>	1:00.164 (2)	72.27	0.120	11:36:06.718
7 -	36.597	24.732	1:01.329	70.90	1.285	11:37:08.047
8 -	35.879	24.639	1:00.518	71.85	0.474	11:38:08.565
9 -	35.647	24.751	1:00.398	71.99	0.354	11:39:08.963
10 -	<b>35.545</b>	24.499	<b>1:00.044 (1)</b>	<b>72.42</b>		<b>11:40:09.007</b>

P18 22 MZ Simon FINCH			MZ ETZ250 - BlueCloud Projects Ltd			
IDEAL LAP TIME : 1:00.384		BEST LAP TIME : 1:00.398		DIFFERENCE : 0.014		
LAP	SECTOR 1	SECTOR 2	LAP TIME	MPH	DIFF	TIME OF DAY
1 -		24.811	1:26.656	50.18	26.258	11:31:03.542
2 -	36.847	24.519	1:01.366	70.86	0.968	11:32:04.908
3 -	36.517	<b>24.287</b>	1:00.804 (3)	71.51	0.406	11:33:05.712
4 -	36.135	24.453	1:00.588 (2)	71.77	0.190	11:34:06.300
5 -	36.511	24.565	1:01.076	71.19	0.678	11:35:07.376
6 -	<b>36.097</b>	24.301	<b>1:00.398 (1)</b>	<b>71.99</b>		<b>11:36:07.774</b>
7 -	37.005	24.612	1:01.617	70.57	1.219	11:37:09.391
8 -	36.857	24.892	1:01.749	70.42	1.351	11:38:11.140
9 -	36.923	25.378	1:02.301	69.79	1.903	11:39:13.441
10 -	36.836	25.015	1:01.851	70.30	1.453	11:40:15.292

P19 5 MZ Garry SAMETT			MZ TS 250 - smallmouse			
IDEAL LAP TIME : 1:02.411		BEST LAP TIME : 1:02.603		DIFFERENCE : 0.192		
LAP	SECTOR 1	SECTOR 2	LAP TIME	MPH	DIFF	TIME OF DAY
1 -		25.459	1:28.466	49.15	25.863	11:31:05.352
2 -	39.283	25.678	1:04.961	66.94	2.358	11:32:10.313
3 -	38.314	<b>25.094</b>	1:03.408	68.58	0.805	11:33:13.721
4 -	37.755	25.361	1:03.116 (3)	68.89	0.513	11:34:16.837
5 -	38.295	25.558	1:03.853	68.10	1.250	11:35:20.690
6 -	38.145	25.282	1:03.427	68.56	0.824	11:36:24.117
7 -	<b>37.317</b>	25.286	<b>1:02.603 (1)</b>	<b>69.46</b>		<b>11:37:26.720</b>
8 -	38.374	25.186	1:03.560	68.41	0.957	11:38:30.280
9 -	37.712	25.497	1:03.209	68.79	0.606	11:39:33.489
10 -	37.664	25.277	1:02.941 (2)	69.09	0.338	11:40:36.430

P20 66 MZ Graeme LEWIS			MZ 250 ETZ - Morris Racing Lubricants #MRL & DRD Machining			
IDEAL LAP TIME : 1:02.711		BEST LAP TIME : 1:02.941		DIFFERENCE : 0.230		
LAP	SECTOR 1	SECTOR 2	LAP TIME	MPH	DIFF	TIME OF DAY
1 -		25.332	1:27.434	49.73	24.493	11:31:04.320
2 -	38.043	25.642	1:03.685	68.28	0.744	11:32:08.005
3 -	38.738	25.854	1:04.592	67.32	1.651	11:33:12.597
4 -	38.067	25.754	1:03.821	68.13	0.880	11:34:16.418
5 -	38.529	25.835	1:04.364	67.56	1.423	11:35:20.782
6 -	38.360	25.333	1:03.693	68.27	0.752	11:36:24.475
7 -	<b>37.596</b>	25.352	1:02.948 (2)	69.08	0.007	11:37:27.423
8 -	37.826	<b>25.115</b>	<b>1:02.941 (1)</b>	<b>69.09</b>		<b>11:38:30.364</b>
9 -	37.871	25.328	1:03.199	68.80	0.258	11:39:33.563
10 -	37.700	25.452	1:03.152 (3)	68.85	0.211	11:40:36.715

# BMCRC - MRO Championships 2023 - Rnd 8 @ Brands Hatch Indy

## Illuminate Design 250MZs & Blue Haze GPF 2-Stroke

### RACE 5 - SECTOR ANALYSIS



SECTOR 1 = FL to I1, SECTOR 2 = I1 to FL, DIFF = Difference To Personal Best Lap, P = Crossed Finish Line in Pit Lane, D = Time Disallowed

P21 94 MZ R Gareth FAITH		MZ 250 ETZ - Illuminate Design				
IDEAL LAP TIME : 1:02.528		BEST LAP TIME : 1:02.669		DIFFERENCE : 0.141		
LAP	SECTOR 1	SECTOR 2	LAP TIME	MPH	DIFF	TIME OF DAY
1 -		25.607	1:28.820	48.95	26.151	11:31:05.706
2 -	39.280	25.749	1:05.029	66.87	2.360	11:32:10.735
3 -	38.373	25.257	1:03.630	68.34	0.961	11:33:14.365
4 -	37.600	25.351	1:02.951	69.07	0.282	11:34:17.316
5 -	38.714	25.658	1:04.372	67.55	1.703	11:35:21.688
6 -	37.678	25.668	1:03.346	68.64	0.677	11:36:25.034
7 -	37.478	25.191	<b>1:02.669 (1)</b>	<b>69.39</b>		<b>11:37:27.703</b>
8 -	37.796	<b>25.078</b>	1:02.874 (3)	69.16	0.205	11:38:30.577
9 -	39.600	25.506	1:05.106	66.79	2.437	11:39:35.683
10 -	<b>37.450</b>	25.247	1:02.697 (2)	69.35	0.028	11:40:38.380

P22 38 MZ Chris PETTET		MZ ETZ250 -				
IDEAL LAP TIME : 1:03.606		BEST LAP TIME : 1:03.696		DIFFERENCE : 0.090		
LAP	SECTOR 1	SECTOR 2	LAP TIME	MPH	DIFF	TIME OF DAY
1 -		25.860	1:30.842	47.86	27.146	11:31:07.728
2 -	38.765	25.668	1:04.433	67.49	0.737	11:32:12.161
3 -	38.259	<b>25.437</b>	<b>1:03.696 (1)</b>	<b>68.27</b>		<b>11:33:15.857</b>
4 -	38.624	25.801	1:04.425	67.49	0.729	11:34:20.282
5 -	39.094	25.602	1:04.696	67.21	1.000	11:35:24.978
6 -	38.989	25.649	1:04.638	67.27	0.942	11:36:29.616
7 -	38.215	25.540	1:03.755 (3)	68.20	0.059	11:37:33.371
8 -	<b>38.169</b>	25.569	1:03.738 (2)	68.22	0.042	11:38:37.109
9 -	38.563	28.730	1:07.293	64.62	3.597	11:39:44.402

P23 102 MZ R Caleb WRIGHT		MZ 250 ETZ - Clover Investments				
IDEAL LAP TIME : 1:04.505		BEST LAP TIME : 1:04.505		DIFFERENCE : 0.000		
LAP	SECTOR 1	SECTOR 2	LAP TIME	MPH	DIFF	TIME OF DAY
1 -		26.087	1:30.708	47.94	26.203	11:31:07.594
2 -	39.547	25.937	1:05.484	66.40	0.979	11:32:13.078
3 -	38.896	26.110	1:05.006 (3)	66.89	0.501	11:33:18.084
4 -	39.152	25.858	1:05.010	66.89	0.505	11:34:23.094
5 -	39.660	26.007	1:05.667	66.22	1.162	11:35:28.761
6 -	39.030	26.288	1:05.318	66.57	0.813	11:36:34.079
7 -	38.975	25.852	1:04.827 (2)	67.08	0.322	11:37:38.906
8 -	<b>38.778</b>	<b>25.727</b>	<b>1:04.505 (1)</b>	<b>67.41</b>		<b>11:38:43.411</b>
9 -	39.279	26.201	1:05.480	66.41	0.975	11:39:48.891

P24 93 MZ David WEBB		MZ ETZ 250 -				
IDEAL LAP TIME : 1:10.404		BEST LAP TIME : 1:10.404		DIFFERENCE : 0.000		
LAP	SECTOR 1	SECTOR 2	LAP TIME	MPH	DIFF	TIME OF DAY
1 -		29.606	1:39.105	43.87	28.701	11:31:15.991
2 -	45.065	28.402	1:13.467	59.19	3.063	11:32:29.458
3 -	43.585	28.734	1:12.319	60.13	1.915	11:33:41.777
4 -	44.362	28.862	1:13.224	59.38	2.820	11:34:55.001
5 -	<b>42.590</b>	<b>27.814</b>	<b>1:10.404 (1)</b>	<b>61.76</b>		<b>11:36:05.405</b>
6 -	43.651	28.479	1:12.130 (3)	60.28	1.726	11:37:17.535
7 -	42.862	28.614	1:11.476 (2)	60.84	1.072	11:38:29.011
8 -	44.574	29.723	1:14.297	58.53	3.893	11:39:43.308

# BMCRC - MRO Championships 2023 - Rnd 8 @ Brands Hatch Indy

## Illuminate Design 250MZs & Blue Haze GPF 2-Stroke

### RACE 5 - SECTOR ANALYSIS



SECTOR 1 = FL to I1, SECTOR 2 = I1 to FL, DIFF = Difference To Personal Best Lap, P = Crossed Finish Line in Pit Lane, D = Time Disallowed

<b>P25 565 MZ</b>		<b>Louis KERSHAW</b>		MZ 250 ETZ - Team Lucky Streetsy/Walkers Campers			
IDEAL LAP TIME : 57.342		BEST LAP TIME : 57.811		DIFFERENCE : 0.469			
LAP	SECTOR 1	SECTOR 2	LAP TIME	MPH	DIFF	TIME OF DAY	
1 -		23.327	1:21.088	53.62	23.277	11:30:57.974	
2 -	35.007	<b>23.052</b>	58.059	74.89	0.248	11:31:56.033	
3 -	34.814	23.337	58.151	74.78	0.340	11:32:54.184	
4 -	34.880	23.450	58.330	74.55	0.519	11:33:52.514	
5 -	34.645	24.065	58.710	74.06	0.899	11:34:51.224	
6 -	34.810	23.152	57.962 <b>(3)</b>	75.02	0.151	11:35:49.186	
7 -	34.648	23.300	57.948 <b>(2)</b>	75.04	0.137	11:36:47.134	
8 -	<b>34.290</b>	23.521	<b>57.811 (1)</b>	<b>75.22</b>		<b>11:37:44.945</b>	

<b>P26 54 MZ R</b>		<b>John FISHER</b>		MZ 250 ETZ -			
IDEAL LAP TIME : 1:04.001		BEST LAP TIME : 1:04.028		DIFFERENCE : 0.027			
LAP	SECTOR 1	SECTOR 2	LAP TIME	MPH	DIFF	TIME OF DAY	
1 -		25.984	1:30.215	48.20	26.187	11:31:07.101	
2 -	39.339	25.930	1:05.269	66.62	1.241	11:32:12.370	
3 -	39.005	25.696	1:04.701 <b>(2)</b>	67.21	0.673	11:33:17.071	
4 -	41.087	25.650	1:06.737	65.16	2.709	11:34:23.808	
5 -	40.806	26.492	1:07.298	64.61	3.270	11:35:31.106	
6 -	39.306	25.746	1:05.052 <b>(3)</b>	66.84	1.024	11:36:36.158	
7 -	38.762	<b>25.266</b>	<b>1:04.028 (1)</b>	<b>67.91</b>		<b>11:37:40.186</b>	

<b>P27 11 MZ R</b>		<b>Carl CRIPPS</b>		MZ ETZ250 - MIS UK LTD			
IDEAL LAP TIME : 58.558		BEST LAP TIME : 58.558		DIFFERENCE : 0.000			
LAP	SECTOR 1	SECTOR 2	LAP TIME	MPH	DIFF	TIME OF DAY	
1 -		24.075	1:24.169	51.66	25.611	11:31:01.055	
2 -	36.182	24.069	1:00.251 <b>(3)</b>	72.17	1.693	11:32:01.306	
3 -	35.321	23.856	59.177 <b>(2)</b>	73.48	0.619	11:33:00.483	
4 -	<b>35.067</b>	<b>23.491</b>	<b>58.558 (1)</b>	<b>74.26</b>		<b>11:33:59.041</b>	

# BMCRC - MRO Championships 2023 - Rnd 8 @ Brands Hatch Indy

## Illuminate Design 250MZs & Blue Haze GPF 2-Stroke

### RACE 5 - BEST SECTORS

SECTOR 1			SECTOR 2			IDEAL / BEST COMPARISON						
POS	NO	NAME	TIME	NO	NAME	TIME	POS	NO	NAME	IDEAL	BEST	DIFF
									<b>PERFECT LAP</b>	<b>53.332</b>		
1	4	HALIL	31.937	15	PERKINS	21.395	1	4	HALIL	53.379	53.379	0.000
2	15	PERKINS	32.006	4	HALIL	21.442	2	15	PERKINS	53.401	53.565	0.164
3	26	LEE	32.270	110	HAIGH	21.811	3	26	LEE	54.163	54.311	0.148
4	110	HAIGH	32.410	26	LEE	21.893	4	110	HAIGH	54.221	54.346	0.125
5	81	GRANT	32.477	28	McCARTER	21.994	5	81	GRANT	54.505	54.545	0.040
6	28	McCARTER	32.696	81	GRANT	22.028	6	28	McCARTER	54.690	54.856	0.166
7	52	FLUX	33.802	52	FLUX	22.358	7	52	FLUX	56.160	56.386	0.226
8	69	MANN	34.169	565	KERSHAW	23.052	8	69	MANN	57.312	57.410	0.098
9	565	KERSHAW	34.290	67	BAILEY	23.121	9	565	KERSHAW	57.342	57.811	0.469
10	85	WALES	34.419	69	MANN	23.143	10	85	WALES	57.579	57.620	0.041
11	13	RYAN	34.690	85	WALES	23.160	11	67	BAILEY	58.202	58.594	0.392
12	96	KENT	34.867	84	ELLISON	23.167	12	13	RYAN	58.326	58.326	0.000
13	7	ASHMEAD	34.907	96	KENT	23.486	13	96	KENT	58.353	58.419	0.066
14	11	CRIPPS	35.067	11	CRIPPS	23.491	14	7	ASHMEAD	58.509	58.509	0.000
15	67	BAILEY	35.081	7	ASHMEAD	23.602	15	11	CRIPPS	58.558	58.558	0.000
16	84	ELLISON	35.461	13	RYAN	23.636	16	84	ELLISON	58.628	58.717	0.089
17	8	ASKEW	35.520	75	WOODALL	23.724	17	75	WOODALL	59.278	59.573	0.295
18	14	MARKS	35.545	8	ASKEW	24.169	18	8	ASKEW	59.689	59.689	0.000
19	75	WOODALL	35.554	22	FINCH	24.287	19	14	MARKS	59.913	1:00.044	0.131
20	22	FINCH	36.097	14	MARKS	24.368	20	22	FINCH	1:00.384	1:00.398	0.014
21	5	SAMETT	37.317	94	FAITH	25.078	21	5	SAMETT	1:02.411	1:02.603	0.192
22	94	FAITH	37.450	5	SAMETT	25.094	22	94	FAITH	1:02.528	1:02.669	0.141
23	66	LEWIS	37.596	66	LEWIS	25.115	23	66	LEWIS	1:02.711	1:02.941	0.230
24	38	PETTET	38.169	54	FISHER	25.266	24	38	PETTET	1:03.606	1:03.696	0.090
25	54	FISHER	38.735	38	PETTET	25.437	25	54	FISHER	1:04.001	1:04.028	0.027
26	102	WRIGHT	38.778	102	WRIGHT	25.727	26	102	WRIGHT	1:04.505	1:04.505	0.000
27	93	WEBB	42.590	93	WEBB	27.814	27	93	WEBB	1:10.404	1:10.404	0.000
28												
29												

# BMCRC - MRO Championships 2023 - Rnd 8 @ Brands Hatch Indy

## Illuminate Design 250MZs & Blue Haze GPF 2-Stroke

### RACE 5 - STATISTICS

**Competitors Started** 28  
**Planned Start** 2023-10-01 @ 11:40:00.000  
**Actual Start** 2023-10-01 @ 11:29:36.885  
**Finish Time** 2023-10-01 @ 11:39:40.053  
**Track Length** 1.2079mi.  
**Total Laps** 264  
**Total Distance Covered** 318.8976mi.

#### Session Fastest Lap History

NO	CL	NAME	LAP TIME	TIME OF DAY	LAP	VEHICLE
4	GPF	Denis HALIL	54.828	11:31:31.144	2	Yamaha TZR250
15	GPF	Billy PERKINS	54.796	11:31:31.343	2	Yamaha TZR 250
15	GPF	Billy PERKINS	54.057	11:32:25.400	3	Yamaha TZR 250
15	GPF	Billy PERKINS	53.565	11:33:18.965	4	Yamaha TZR 250
4	GPF	Denis HALIL	53.379	11:38:45.709	10	Yamaha TZR250

#### Session Leader History

NO	CL	NAME	FROM LAP	LAPS LED	DISTANCE	VEHICLE
4	GPF	Denis HALIL	1	2	2.41 miles	Yamaha TZR250
15	GPF	Billy PERKINS	3	9	10.87 miles	Yamaha TZR 250

#### Flag History

TYPE	TIME OF DAY
GREEN	11:29:36.885
FINISH	11:39:40.053

#### Flag Statistics

TYPE	COUNT	TOTAL LAPS	TOTAL TIME
Green	1	11	11:09.201
Red	0	0	0.000
Safety Car	0	0	0.000
FCY	0	0	0.000



# BMCRC - MRO Championships 2023 - Rnd 8 @ Brands Hatch Indy

## Illuminate Design 250MZs & Blue Haze GPF 2-Stroke

### RACE 5 - STATISTICS

CLASS : GPF

9 Starters

#### Fastest Lap History

NO	NAME	LAP TIME	TIME OF DAY	LAP	VEHICLE
4	Denis HALIL	54.828	11:31:31.144	2	Yamaha TZR250
15	Billy PERKINS	54.796	11:31:31.343	2	Yamaha TZR 250
15	Billy PERKINS	54.057	11:32:25.400	3	Yamaha TZR 250
15	Billy PERKINS	53.565	11:33:18.965	4	Yamaha TZR 250
4	Denis HALIL	53.379	11:38:45.709	10	Yamaha TZR250

#### Leader History

NO	NAME	FROM LAP	LAPS LED	DISTANCE	VEHICLE
4	Denis HALIL	1	2	2.41 miles	Yamaha TZR250
15	Billy PERKINS	3	9	10.87 miles	Yamaha TZR 250

# BMCRC - MRO Championships 2023 - Rnd 8 @ Brands Hatch Indy

## Illuminate Design 250MZs & Blue Haze GPF 2-Stroke

### RACE 5 - STATISTICS

CLASS : MZ

15 Starters

#### Fastest Lap History

NO	NAME	LAP TIME	TIME OF DAY	LAP	VEHICLE
69	Alexander MANN	58.224	11:31:55.707	2	MZ TS 250
565	Louis KERSHAW	58.059	11:31:56.065	2	MZ 250 ETZ
69	Alexander MANN	57.861	11:32:53.569	3	MZ TS 250
69	Alexander MANN	57.652	11:35:49.364	6	MZ TS 250
69	Alexander MANN	57.410	11:37:44.897	8	MZ TS 250

#### Leader History

NO	NAME	FROM LAP	LAPS LED	DISTANCE	VEHICLE
69	Alexander MANN	1	3	3.62 miles	MZ TS 250
85	Andrew WALES	4	1	1.20 miles	MZ ETZ 250
565	Louis KERSHAW	5	3	3.62 miles	MZ 250 ETZ
69	Alexander MANN	8	3	3.62 miles	MZ TS 250

# BMCRC - MRO Championships 2023 - Rnd 8 @ Brands Hatch Indy

## Illuminate Design 250MZs & Blue Haze GPF 2-Stroke

### RACE 5 - STATISTICS

**CLASS : MZ R**

4 Starters

#### Fastest Lap History

NO	NAME	LAP TIME	TIME OF DAY	LAP	VEHICLE
11	Carl CRIPPS	<b>1:00.251</b>	11:32:01.339	2	MZ ETZ250
11	Carl CRIPPS	<b>59.177</b>	11:33:00.515	3	MZ ETZ250
11	Carl CRIPPS	<b>58.558</b>	11:33:59.039	4	MZ ETZ250

#### Leader History

NO	NAME	FROM LAP	LAPS LED	DISTANCE	VEHICLE
11	Carl CRIPPS	1	4	4.83 miles	MZ ETZ250
94	Gareth FAITH	5	6	7.24 miles	MZ 250 ETZ

# BMCRC - MRO Championships 2023 - Rnd 8 @ Brands Hatch Indy

## Illuminate Design 250MZs & Blue Haze GPF 2-Strokes

### RACE 16 - GRID (11 Laps)

ROW 13	1	38	41 Gary WILLIAMS	37	6 Paul ANSELL				
ROW 12	36	1:10.404	93 David WEBB	35	1:04.505	102 Caleb WRIGHT	34	1:04.028	54 John FISHER
ROW 11	33	1:03.696	38 Chris PETTET	32	1:02.941	66 Graeme LEWIS	31	1:02.669	94 Gareth FAITH
ROW 10	30	1:02.603	5 Garry SAMETT	29	1:00.398	22 Simon FINCH	28	1:00.044	14 Andy MARKS
ROW 9	27	59.689	8 Rich ASKEW	26	59.573	75 Peter WOODALL	25	58.558	11 Carl CRIPPS
ROW 8	24	58.509	7 John ASHMEAD	23	58.419	96 Chris KENT	22	58.326	13 Gordon RYAN
ROW 7	21	57.811	565 Louis KERSHAW	20	57.620	85 Andrew WALES	19	57.410	69 Alexander MANN
ROW 6	18			17			16		
ROW 5	15		73 Colvin TURNER	14		65 Andrew MOXON	13		18 David BALL
ROW 4	12		61 Paul WELCH	11		175 Anthony JOHNSON	10		150 Stuart MELHUISE
ROW 3	9	58.717	84 Bert ELLISON	8	58.594	67 Mark BAILEY	7	56.386	52 Andy FLUX
ROW 2	6	54.856	28 Liam McCARTER	5	54.545	81 Scott GRANT	4	54.346	110 Mark HAIGH
ROW 1	3	54.311	26 Damian LEE	2	53.565	15 Billy PERKINS	1	53.379	4 Denis HALIL
<b>Pole</b>									

Brands Hatch Indy: 1.2079 miles

These results are provisional until the conclusion of any judicial and technical matters.

Clerk Of Course :	Stewards :	Timekeeper : <i>Craig Smith</i>
-------------------	------------	------------------------------------

Results can be found at [www.tsl-timing.com](http://www.tsl-timing.com)

Printed - 11:45 Sunday, 01 October 2023



**BMCRC - MRO Championships 2023 - Rnd 8 @ Brands Hatch Indy**

**Illuminate Design 250MZs & Blue Haze GPF 2-Strokes**

**RACE 16 - CLASSIFICATION**

POS	NO	CL	PIC NAME	ENTRY	LAPS	TIME	GAP	DIFF	MPH	BEST	ON
1	4	GPF	1 Denis HALIL	Yamaha TZR250 - D & A AUTOS	11	10:04.927			79.07	53.961	10
2	15	GPF	2 Billy PERKINS	Yamaha TZR 250 - Ashford tarmac / Barking mad ab	11	10:06.250	1.323	1.323	78.90	53.987	3
3	110	GPF	3 Mark HAIGH	Aprilia RS250 - Chesterfield CarClinic/The Tuning W	11	10:10.037	5.110	3.787	78.41	54.219	3
4	81	GPF	4 Scott GRANT	Yamaha TZR250 -	11	10:12.098	7.171	2.061	78.14	54.539	3
5	28	GPF	5 Liam McCARTER	Yamaha TZR250 - Katie McCarter	11	10:12.604	7.677	0.506	78.08	54.652	2
6	26	GPF	6 Damian LEE	Yamaha TZR250 - Leed Autos	11	10:15.583	10.656	2.979	77.70	54.231	2
7	52	GPF	7 Andy FLUX	Yamaha TZR 250 - Mach 1 Automotive LTD	11	10:30.854	25.927	15.271	75.82	55.770	2
8	67	GPF	8 Mark BAILEY	Yamaha TZR - Elite Air conditioning Ltd. Hydroflow p	11	10:51.634	46.707	20.780	73.40	58.375	2
9	84	GPF	9 Bert ELLISON	Yamaha TZR250 -	11	11:01.520	56.593	9.886	72.31	58.541	3
10	85	MZ	1 Andrew WALES	MZ ETZ 250 - Illuminated Design LTD	10	10:06.714	1 Lap	1 Lap	71.67	57.999	2
11	1	MZ	2 Alexander MANN	MZ TS 250 - HS RACING	10	10:06.882	1 Lap	0.168	71.65	58.034	9
12	13	MZ	3 Gordon RYAN	MZ 250 ETZ - Prism Work Psychology	10	10:21.272	1 Lap	14.390	69.99	59.354	9
13	75	MZ	4 Peter WOODALL	MZ ETZ 250 - Online Lubricants	10	10:21.370	1 Lap	0.098	69.98	58.797	2
14	11	MZ R	1 Carl CRIPPS	MZ ETZ250 - MIS UK LTD	10	10:22.017	1 Lap	0.647	69.91	58.699	2
15	7	MZ	5 John ASHMEAD	MZ 250 ETZ -	10	10:25.599	1 Lap	3.582	69.51	59.702	4
16	14	MZ	6 Andy MARKS	MZ 250 ETZ - Kingpin Components	10	10:34.081	1 Lap	8.482	68.58	59.413	10
17	8	MZ	7 Rich ASKEW	MZ 250 ETZ - L+R construction	10	10:34.201	1 Lap	0.120	68.56	1:00.388	3
18	22	MZ	8 Simon FINCH	MZ ETZ250 - BlueCloud Projects Ltd	10	10:35.537	1 Lap	1.336	68.42	1:00.603	10
19	5	MZ	9 Garry SAMETT	MZ TS 250 - smallmouse	10	10:59.593	1 Lap	24.056	65.92	1:02.683	9
20	38	MZ	10 Chris PETTET	MZ ETZ250 -	9	10:06.547	2 Laps	1 Lap	64.52	1:03.470	2
21	94	MZ R	2 Gareth FAITH	MZ 250 ETZ - Illuminate Design	9	10:07.038	2 Laps	0.491	64.47	1:04.048	6
22	102	MZ R	3 Caleb WRIGHT	MZ 250 ETZ - Clover Investments	9	10:14.314	2 Laps	7.276	63.70	1:04.844	5

NOT CLASSIFIED

DNF	565	MZ	Louis KERSHAW	MZ 250 ETZ - Team Lucky Streetsy/Walkers Campe	6	6:15.712	5 Laps	3 Laps	69.44	58.196	3
DNF	66	MZ	Graeme LEWIS	MZ 250 ETZ - Morris Racing Lubricants #MRL & DRI	6	6:41.632	5 Laps	25.920	64.96	1:02.482	3
DNF	6	MZ	Paul ANSELL	MZ 250 ETZ -	4	4:55.446	7 Laps	2 Laps	58.87	1:06.133	2
DNF	96	MZ	Chris KENT	MZ ETZ 250 -	2	2:33.640	9 Laps	2 Laps	56.60	1:05.015	2
DNF	93	MZ	David WEBB	MZ ETZ 250 -	0						

FASTEST LAP

	4	GPF	Denis HALIL	Yamaha TZR250 - D & A AUTOS	10	53.961		80.58 mph	129.69 kph
	85	MZ	Andrew WALES	MZ ETZ 250 - Illuminated Design LTD	2	57.999		74.97 mph	120.66 kph
	11	MZ R	Carl CRIPPS	MZ ETZ250 - MIS UK LTD	2	58.699		74.08 mph	119.22 kph

Class GPF - 92.5% of Race Speed = 73.13 mph

Class MZ - 92.5% of Race Speed = 66.29 mph

Class MZ R - 92.5% of Race Speed = 64.66 mph

Weather / Track : Cloudy / Dry

These results are provisional until the conclusion of any judicial and technical matters.

Race Distance: 11 Laps / 13.28 miles

Brands Hatch Indy: 1.2079 miles

Date: 01/10/2023 Start: 15:28 Finish: 15:38

Clerk Of Course :

Stewards :

Timekeeper :

*Craig Smith*

Results can be found at [www.tsl-timing.com](http://www.tsl-timing.com)

Printed - 15:40 Sunday, 01 October 2023



# BMCRC - MRO Championships 2023 - Rnd 8 @ Brands Hatch Indy

## Illuminate Design 250MZs & Blue Haze GPF 2-Strokes

### RACE 16 - LAP CHART

LAP 1 @ 15:29:04.684			LAP 2 @ 15:29:58.926			LAP 3 @ 15:30:53.268			LAP 4 @ 15:31:48.268			LAP 5 @ 15:32:43.261			LAP 6 @ 15:33:37.514			LAP 7 @ 15:34:32.473			LAP 8 @ 15:35:26.824			LAP 9 @ 15:36:21.176			LAP 10 @ 15:37:15.137			LAP 11 @ 15:38:10.367		
NO	BEHIND	LAP TIME	NO	BEHIND	LAP TIME	NO	BEHIND	LAP TIME	NO	BEHIND	LAP TIME	NO	BEHIND	LAP TIME	NO	BEHIND	LAP TIME	NO	BEHIND	LAP TIME	NO	BEHIND	LAP TIME	NO	BEHIND	LAP TIME	NO	BEHIND	LAP TIME			
81	2.716	54.539	4		54.242	4		54.993	4		55.000	4		54.959	4		53.961	4		55.230	81	1 Lap	58.113	81	1 Lap	58.175	81	1 Lap	58.175			
26	3.218	54.867	110	1.511	54.649	110	1.047	54.659	110	1.047	54.659	110	1.047	54.659	110	1.322	54.778	110	4.986	56.201	85	1 Lap	58.175	1	1 Lap	58.175	1	1 Lap	58.175			
52	6.592	56.290	28	1.987	54.652	15	1.515	54.787	15	1.515	54.787	15	1.515	54.787	15	1.322	54.778	28	6.397	55.381	26	1 Lap	58.175	94	2 Laps	1:04.492	94	2 Laps	1:04.492			
67	12.794	58.395	15	2.083	54.291	81	2.435	54.719	81	2.435	54.719	81	2.435	54.719	81	1 Lap	1:01.315	15	5.837	55.942	110	5.110	54.668	110	5.110	54.668	110	5.110	54.668			
84	14.861	58.541	81	2.519	54.794	26	2.669	55.331	26	2.669	55.331	26	2.669	55.331	26	1 Lap	1:01.315	67	16.322	58.528	84	6.246	58.490	84	6.246	58.490	84	6.246	58.490			
85	30.293	58.321	26	2.693	54.231	52	2.798	55.356	52	2.798	55.356	52	2.798	55.356	52	1 Lap	1:01.315	85	8.096	56.504	67	4.608	58.852	67	4.608	58.852	67	4.608	58.852			
1	30.870	58.230	52	4.644	55.770	7	3.0395	59.815	7	3.0395	59.815	7	3.0395	59.815	7	1 Lap	1:01.315	1	33.959	58.089	84	6.246	58.490	84	6.246	58.490	84	6.246	58.490			
565	31.509	58.196	67	7.841	58.375	84	10.662	58.658	84	10.662	58.658	84	10.662	58.658	84	1 Lap	1:01.315	565	34.972	58.463	1	22.459	1:21.703	1	22.459	1:21.703	1	22.459	1:21.703			
11	32.591	58.705	84	10.662	58.658	85	26.314	57.999	85	26.314	57.999	85	26.314	57.999	85	1 Lap	1:01.315	11	36.809	59.218	85	1	1:21.703	85	1	1:21.703	85	1	1:21.703			
75	35.453	59.210	85	26.314	57.999	1	26.982	58.765	1	26.982	58.765	1	26.982	58.765	1	1 Lap	1:01.315	75	39.839	59.386	5	30.121	1:29.365	5	30.121	1:29.365	5	30.121	1:29.365			
13	35.539	1:00.396	85	26.314	57.999	565	27.655	58.946	565	27.655	58.946	565	27.655	58.946	565	1 Lap	1:01.315	13	40.461	59.922	11	28.228	58.699	11	28.228	58.699	11	28.228	58.699			
7	36.328	1:00.275	11	28.228	58.699	13	29.485	59.766	13	29.485	59.766	13	29.485	59.766	13	1 Lap	1:01.315	7	41.030	59.702	7	30.395	59.815	7	30.395	59.815	7	30.395	59.815			
8	37.576	1:00.388	7	30.395	59.815	75	30.585	58.797	75	30.585	58.797	75	30.585	58.797	75	1 Lap	1:01.315	8	43.401	1:00.825	8	31.530	1:00.686	8	31.530	1:00.686	8	31.530	1:00.686			
22	39.235	1:00.823	8	31.530	1:00.686	22	32.754	1:00.883	22	32.754	1:00.883	22	32.754	1:00.883	22	1 Lap	1:01.315	8	43.401	1:00.825	22	32.754	1:00.883	22	32.754	1:00.883	22	32.754	1:00.883			
14	42.662	1:00.933	14	36.071	1:02.177	66	36.669	1:03.190	66	36.669	1:03.190	66	36.669	1:03.190	66	1 Lap	1:01.315	14	48.595	1:00.933	14	36.071	1:02.177	14	36.071	1:02.177	14	36.071	1:02.177			
66	44.809	1:02.482	66	36.669	1:03.190	5	39.368	1:03.489	5	39.368	1:03.489	5	39.368	1:03.489	5	1 Lap	1:01.315	66	53.059	1:03.250	66	36.669	1:03.190	66	36.669	1:03.190	66	36.669	1:03.190			
5	48.478	1:03.452	5	39.368	1:03.489	96	40.154	1:05.015	96	40.154	1:05.015	96	40.154	1:05.015	96	1 Lap	1:01.315	5			5	39.368	1:03.489	5	39.368	1:03.489	5	39.368	1:03.489			
38	50.110	1:04.228	96	40.154	1:05.015	38	40.224	1:03.470	38	40.224	1:03.470	38	40.224	1:03.470	38	1 Lap	1:01.315	38	50.110	1:04.228	38	40.224	1:03.470	38	40.224	1:03.470	38	40.224	1:03.470			
94	51.400	1:04.388	94	41.354	1:04.068	102	43.227	1:05.484	102	43.227	1:05.484	102	43.227	1:05.484	102	1 Lap	1:01.315	38	50.110	1:04.228	94	41.354	1:04.068	94	41.354	1:04.068	94	41.354	1:04.068			
102	54.654	1:05.769	6	46.858	1:06.133	6	46.858	1:06.133	6	46.858	1:06.133	6	46.858	1:06.133	6	1 Lap	1:01.315	102	54.654	1:05.769	102	43.227	1:05.484	102	43.227	1:05.484	102	43.227	1:05.484			

# BMCRC - MRO Championships 2023 - Rnd 8 @ Brands Hatch Indy

## Illuminate Design 250MZs & Blue Haze GPF 2-Stroke

### RACE 16 - POSITION CHART

No	Name	Lap Pos	Lap											
			1	2	3	4	5	6	7	8	9	10	11	
4	HALIL	1	4	4	4	4	4	4	4	4	4	4	4	4
15	PERKINS	2	110	110	110	110	15	15	15	15	15	15	15	15
26	LEE	3	28	28	15	15	110	110	110	110	110	110	110	110
110	HAIGH	4	81	15	28	81	81	81	81	81	81	81	81	81
81	GRANT	5	15	81	81	28	28	28	28	28	28	28	28	28
28	McCARTER	6	26	26	26	26	26	26	26	26	26	26	26	26
52	FLUX	7	52	52	52	52	52	52	52	52	52	52	52	52
67	BAILEY	8	67	67	67	67	67	67	67	67	67	67	67	67
84	ELLISON	9	84	84	84	84	84	84	84	84	84	84	84	84
1	MANN	10	1	85	85	1	1	1	1	85	85	85		
85	WALES	11	85	1	1	85	85	85	85	1	1	1		
565	KERSHAW	12	565	565	565	565	565	565	75	75	13	13		
13	RYAN	13	11	11	11	11	11	75	11	13	75	75		
96	KENT	14	13	13	75	75	75	11	13	11	11	11		
7	ASHMEAD	15	7	7	13	13	13	13	7	7	7	7		
11	CRIPPS	16	8	75	7	7	7	7	8	8	8	14		
75	WOODALL	17	75	8	8	8	8	8	22	22	14	8		
8	ASKEW	18	22	22	22	22	22	22	14	14	22	22		
14	MARKS	19	66	14	14	14	14	14	5	5	5	5		
22	FINCH	20	14	66	66	66	66	66	38	38	38			
5	SAMETT	21	96	5	5	5	5	5	94	94	94			
94	FAITH	22	5	96	38	38	38	38	102	102	102			
66	LEWIS	23	38	38	94	94	94	94						
38	PETTET	24	94	94	102	102	102	102						
102	WRIGHT	25	102	102	6	6								
93	WEBB	26	6	6										
6	ANSELL	27												

# BMCRC - MRO Championships 2023 - Rnd 8 @ Brands Hatch Indy

## Illuminate Design 250MZs & Blue Haze GPF 2-Stroke

### RACE 16 - SECTOR ANALYSIS



SECTOR 1 = FL to I1, SECTOR 2 = I1 to FL, DIFF = Difference To Personal Best Lap, P = Crossed Finish Line in Pit Lane, D = Time Disallowed

P1		4 GPF		Denis HALIL		Yamaha TZR250 - D & A AUTOS	
IDEAL LAP TIME : 53.961		BEST LAP TIME : 53.961		DIFFERENCE : 0.000			
LAP	SECTOR 1	SECTOR 2	LAP TIME	MPH	DIFF	TIME OF DAY	
1 -		21.803	59.244	73.40	5.283	15:29:04.684	
2 -	32.505	21.737	54.242 (2)	80.17	0.281	15:29:58.926	
3 -	32.576	21.766	54.342	80.02	0.381	15:30:53.268	
4 -	32.679	22.321	55.000	79.06	1.039	15:31:48.268	
5 -	32.672	22.321	54.993	79.07	1.032	15:32:43.261	
6 -	32.386	21.867	54.253 (3)	80.15	0.292	15:33:37.514	
7 -	33.062	21.897	54.959	79.12	0.998	15:34:32.473	
8 -	32.342	22.009	54.351	80.00	0.390	15:35:26.824	
9 -	32.611	21.741	54.352	80.00	0.391	15:36:21.176	
10 -	<b>32.328</b>	<b>21.633</b>	<b>53.961 (1)</b>	<b>80.58</b>		<b>15:37:15.137</b>	
11 -	33.417	21.813	55.230	78.73	1.269	15:38:10.367	

P2		15 GPF		Billy PERKINS		Yamaha TZR 250 - Ashford tarmac / Barking mad about Animals	
IDEAL LAP TIME : 53.693		BEST LAP TIME : 53.987		DIFFERENCE : 0.294			
LAP	SECTOR 1	SECTOR 2	LAP TIME	MPH	DIFF	TIME OF DAY	
1 -		22.021	1:01.278	70.96	7.291	15:29:06.718	
2 -	32.360	21.931	54.291 (2)	80.09	0.304	15:30:01.009	
3 -	32.487	<b>21.500</b>	<b>53.987 (1)</b>	<b>80.54</b>		<b>15:30:54.996</b>	
4 -	<b>32.193</b>	22.594	54.787	79.37	0.800	15:31:49.783	
5 -	32.868	21.967	54.835	79.30	0.848	15:32:44.618	
6 -	32.475	21.924	54.399	79.93	0.412	15:33:39.017	
7 -	32.799	21.979	54.778	79.38	0.791	15:34:33.795	
8 -	32.383	21.955	54.338 (3)	80.02	0.351	15:35:28.133	
9 -	32.626	21.919	54.545	79.72	0.558	15:36:22.678	
10 -	32.579	21.777	54.356	80.00	0.369	15:37:17.034	
11 -	32.466	22.190	54.656	79.56	0.669	15:38:11.690	

P3		110 GPF		Mark HAIGH		Aprilia RS250 - Chesterfield CarClinic/The Tuning Works	
IDEAL LAP TIME : 54.080		BEST LAP TIME : 54.219		DIFFERENCE : 0.139			
LAP	SECTOR 1	SECTOR 2	LAP TIME	MPH	DIFF	TIME OF DAY	
1 -		22.100	1:00.348	72.05	6.129	15:29:05.788	
2 -	32.348	22.301	54.649	79.57	0.430	15:30:00.437	
3 -	32.304	<b>21.915</b>	<b>54.219 (1)</b>	<b>80.20</b>		<b>15:30:54.656</b>	
4 -	<b>32.165</b>	22.494	54.659	79.55	0.440	15:31:49.315	
5 -	33.475	23.068	56.543	76.90	2.324	15:32:45.858	
6 -	32.363	22.043	54.406 (2)	79.92	0.187	15:33:40.264	
7 -	32.460	21.991	54.451 (3)	79.86	0.232	15:34:34.715	
8 -	32.796	22.450	55.246	78.71	1.027	15:35:29.961	
9 -	33.382	22.819	56.201	77.37	1.982	15:36:26.162	
10 -	32.568	22.079	54.647	79.57	0.428	15:37:20.809	
11 -	32.312	22.356	54.668	79.54	0.449	15:38:15.477	

P4		81 GPF		Scott GRANT		Yamaha TZR250 -	
IDEAL LAP TIME : 54.244		BEST LAP TIME : 54.539		DIFFERENCE : 0.295			
LAP	SECTOR 1	SECTOR 2	LAP TIME	MPH	DIFF	TIME OF DAY	
1 -		22.171	1:01.211	71.04	6.672	15:29:06.651	
2 -	32.782	22.012	54.794	79.36	0.255	15:30:01.445	
3 -	32.582	21.957	<b>54.539 (1)</b>	<b>79.73</b>		<b>15:30:55.984</b>	
4 -	<b>32.296</b>	22.423	54.719 (3)	79.47	0.180	15:31:50.703	
5 -	32.645	22.711	55.356	78.55	0.817	15:32:46.059	
6 -	32.740	<b>21.948</b>	54.688 (2)	79.51	0.149	15:33:40.747	
7 -	32.787	22.462	55.249	78.70	0.710	15:34:35.996	
8 -	32.948	22.127	55.075	78.95	0.536	15:35:31.071	
9 -	32.886	23.056	55.942	77.73	1.403	15:36:27.013	
10 -	32.860	22.286	55.146	78.85	0.607	15:37:22.159	
11 -	32.714	22.665	55.379	78.52	0.840	15:38:17.538	



# BMCRC - MRO Championships 2023 - Rnd 8 @ Brands Hatch Indy

## Illuminate Design 250MZs & Blue Haze GPF 2-Strokes

### RACE 16 - SECTOR ANALYSIS



SECTOR 1 = FL to I1, SECTOR 2 = I1 to FL, DIFF = Difference To Personal Best Lap, P = Crossed Finish Line in Pit Lane, D = Time Disallowed

P5 28 GPF Liam McCARTER			Yamaha TZR250 - Katie McCarter			
IDEAL LAP TIME : 54.361		BEST LAP TIME : 54.652		DIFFERENCE : 0.291		
LAP	SECTOR 1	SECTOR 2	LAP TIME	MPH	DIFF	TIME OF DAY
1 -		22.093	1:00.821	71.49	6.169	15:29:06.261
2 -	32.499	22.153	<b>54.652 (1)</b>	<b>79.56</b>		<b>15:30:00.913</b>
3 -	32.747	<b>21.946</b>	54.693 (2)	79.50	0.041	15:30:55.606
4 -	<b>32.415</b>	22.916	55.331	78.59	0.679	15:31:50.937
5 -	33.068	22.831	55.899	77.79	1.247	15:32:46.836
6 -	32.984	22.167	55.151	78.84	0.499	15:33:41.987
7 -	32.533	22.304	54.837 (3)	79.30	0.185	15:34:36.824
8 -	33.298	22.070	55.368	78.54	0.716	15:35:32.192
9 -	32.796	22.585	55.381	78.52	0.729	15:36:27.573
10 -	32.722	22.450	55.172	78.81	0.520	15:37:22.745
11 -	32.788	22.511	55.299	78.63	0.647	15:38:18.044

P6 26 GPF Damian LEE			Yamaha TZR250 - Leed Autos			
IDEAL LAP TIME : 54.231		BEST LAP TIME : 54.231		DIFFERENCE : 0.000		
LAP	SECTOR 1	SECTOR 2	LAP TIME	MPH	DIFF	TIME OF DAY
1 -		22.193	1:01.948	70.19	7.717	15:29:07.388
2 -	<b>32.274</b>	<b>21.957</b>	<b>54.231 (1)</b>	<b>80.18</b>		<b>15:30:01.619</b>
3 -	32.540	22.327	54.867	79.25	0.636	15:30:56.486
4 -	33.178	22.272	55.450	78.42	1.219	15:31:51.936
5 -	34.220	22.448	56.668	76.73	2.437	15:32:48.604
6 -	33.607	22.512	56.119	77.48	1.888	15:33:44.723
7 -	32.714	22.119	54.833 (3)	79.30	0.602	15:34:39.556
8 -	33.013	22.384	55.397	78.49	1.166	15:35:34.953
9 -	33.106	22.676	55.782	77.95	1.551	15:36:30.735
10 -	33.003	22.527	55.530	78.31	1.299	15:37:26.265
11 -	32.635	22.123	54.758 (2)	79.41	0.527	15:38:21.023

P7 52 GPF Andy FLUX			Yamaha TZR 250 - Mach 1 Automotive LTD			
IDEAL LAP TIME : 55.770		BEST LAP TIME : 55.770		DIFFERENCE : 0.000		
LAP	SECTOR 1	SECTOR 2	LAP TIME	MPH	DIFF	TIME OF DAY
1 -		22.582	1:02.360	69.73	6.590	15:29:07.800
2 -	<b>33.390</b>	<b>22.380</b>	<b>55.770 (1)</b>	<b>77.97</b>		<b>15:30:03.570</b>
3 -	33.860	22.430	56.290 (2)	77.25	0.520	15:30:59.860
4 -	33.987	22.517	56.504 (3)	76.96	0.734	15:31:56.364
5 -	34.984	22.649	57.633	75.45	1.863	15:32:53.997
6 -	34.708	23.152	57.860	75.15	2.090	15:33:51.857
7 -	34.150	22.960	57.110	76.14	1.340	15:34:48.967
8 -	33.975	22.712	56.687	76.71	0.917	15:35:45.654
9 -	34.180	22.700	56.880	76.45	1.110	15:36:42.534
10 -	34.188	22.672	56.860	76.47	1.090	15:37:39.394
11 -	34.184	22.716	56.900	76.42	1.130	15:38:36.294

P8 67 GPF Mark BAILEY			Yamaha TZR - Elite Air conditioning Ltd. Hydroflow plumbing ltd			
IDEAL LAP TIME : 58.014		BEST LAP TIME : 58.375		DIFFERENCE : 0.361		
LAP	SECTOR 1	SECTOR 2	LAP TIME	MPH	DIFF	TIME OF DAY
1 -		<b>22.993</b>	1:03.852	68.10	5.477	15:29:09.292
2 -	35.245	23.130	<b>58.375 (1)</b>	<b>74.49</b>		<b>15:30:07.667</b>
3 -	35.055	23.340	58.395 (2)	74.46	0.020	15:31:06.062
4 -	35.224	23.304	58.528	74.29	0.153	15:32:04.590
5 -	35.128	23.695	58.823	73.92	0.448	15:33:03.413
6 -	36.055	23.727	59.782	72.74	1.407	15:34:03.195
7 -	35.088	23.931	59.019	73.68	0.644	15:35:02.214
8 -	35.478	23.723	59.201	73.45	0.826	15:36:01.415
9 -	<b>35.021</b>	23.426	58.447 (3)	74.40	0.072	15:36:59.862
10 -	35.280	23.344	58.624	74.17	0.249	15:37:58.486
11 -	35.386	23.202	58.588	74.22	0.213	15:38:57.074

# BMCRC - MRO Championships 2023 - Rnd 8 @ Brands Hatch Indy

## Illuminate Design 250MZs & Blue Haze GPF 2-Strokes

### RACE 16 - SECTOR ANALYSIS



SECTOR 1 = FL to I1, SECTOR 2 = I1 to FL, DIFF = Difference To Personal Best Lap, P = Crossed Finish Line in Pit Lane, D = Time Disallowed

P9		84 GPF		Bert ELLISON		Yamaha TZR250 -	
IDEAL LAP TIME : 58.541		BEST LAP TIME : 58.541		DIFFERENCE : 0.000			
LAP	SECTOR 1	SECTOR 2	LAP TIME	MPH	DIFF	TIME OF DAY	
1 -		23.880	1:05.490	66.40	6.949	15:29:10.930	
2 -	35.300	23.358	58.658 (2)	74.13	0.117	15:30:09.588	
3 -	<b>35.196</b>	<b>23.345</b>	<b>58.541 (1)</b>	<b>74.28</b>		<b>15:31:08.129</b>	
4 -	35.292	23.870	59.162	73.50	0.621	15:32:07.291	
5 -	35.884	23.634	59.518	73.06	0.977	15:33:06.809	
6 -	35.621	23.689	59.310	73.31	0.769	15:34:06.119	
7 -	35.425	23.579	59.004 (3)	73.70	0.463	15:35:05.123	
8 -	37.250	23.952	1:01.202	71.05	2.661	15:36:06.325	
9 -	35.417	25.991	1:01.408	70.81	2.867	15:37:07.733	
10 -	36.318	23.698	1:00.016	72.45	1.475	15:38:07.749	
11 -	35.695	23.516	59.211	73.44	0.670	15:39:06.960	

P10		85 MZ		Andrew WALES		MZ ETZ 250 - Illuminated Design LTD	
IDEAL LAP TIME : 57.643		BEST LAP TIME : 57.999		DIFFERENCE : 0.356			
LAP	SECTOR 1	SECTOR 2	LAP TIME	MPH	DIFF	TIME OF DAY	
1 -		23.654	1:21.801	53.16	23.802	15:29:27.241	
2 -	<b>34.419</b>	23.580	<b>57.999 (1)</b>	<b>74.97</b>		<b>15:30:25.240</b>	
3 -	34.605	23.716	58.321	74.56	0.322	15:31:23.561	
4 -	35.193	23.627	58.820	73.93	0.821	15:32:22.381	
5 -	34.853	23.362	58.215	74.69	0.216	15:33:20.596	
6 -	34.839	23.588	58.427	74.42	0.428	15:34:19.023	
7 -	34.870	23.590	58.460	74.38	0.461	15:35:17.483	
8 -	34.791	23.678	58.469	74.37	0.470	15:36:15.952	
9 -	34.548	23.541	58.089 (2)	74.86	0.090	15:37:14.041	
10 -	34.889	<b>23.224</b>	58.113 (3)	74.83	0.114	15:38:12.154	

P11		1 MZ		Alexander MANN		MZ TS 250 - HS RACING	
IDEAL LAP TIME : 57.859		BEST LAP TIME : 58.034		DIFFERENCE : 0.175			
LAP	SECTOR 1	SECTOR 2	LAP TIME	MPH	DIFF	TIME OF DAY	
1 -		23.667	1:21.703	53.22	23.669	15:29:27.143	
2 -	34.976	23.789	58.765	73.99	0.731	15:30:25.908	
3 -	34.933	23.297	58.230	74.67	0.196	15:31:24.138	
4 -	34.767	23.322	58.089 (3)	74.86	0.055	15:32:22.227	
5 -	34.719	23.316	58.035 (2)	74.93	0.001	15:33:20.262	
6 -	35.318	23.408	58.726	74.04	0.692	15:34:18.988	
7 -	35.037	23.376	58.413	74.44	0.379	15:35:17.401	
8 -	35.273	23.439	58.712	74.06	0.678	15:36:16.113	
9 -	<b>34.639</b>	23.395	<b>58.034 (1)</b>	<b>74.93</b>		<b>15:37:14.147</b>	
10 -	34.955	<b>23.220</b>	58.175	74.75	0.141	15:38:12.322	

P12		13 MZ		Gordon RYAN		MZ 250 ETZ - Prism Work Psychology	
IDEAL LAP TIME : 59.236		BEST LAP TIME : 59.354		DIFFERENCE : 0.118			
LAP	SECTOR 1	SECTOR 2	LAP TIME	MPH	DIFF	TIME OF DAY	
1 -		23.878	1:23.205	52.26	23.851	15:29:28.645	
2 -	35.767	23.999	59.766	72.76	0.412	15:30:28.411	
3 -	36.371	24.025	1:00.396	72.00	1.042	15:31:28.807	
4 -	35.969	23.953	59.922	72.57	0.568	15:32:28.729	
5 -	35.780	23.862	59.642	72.91	0.288	15:33:28.371	
6 -	36.111	23.877	59.988	72.49	0.634	15:34:28.359	
7 -	35.629	23.967	59.596 (2)	72.96	0.242	15:35:27.955	
8 -	<b>35.407</b>	24.400	59.807	72.71	0.453	15:36:27.762	
9 -	35.525	<b>23.829</b>	<b>59.354 (1)</b>	<b>73.26</b>		<b>15:37:27.116</b>	
10 -	35.602	23.994	59.596 (2)	72.96	0.242	15:38:26.712	

# BMCRC - MRO Championships 2023 - Rnd 8 @ Brands Hatch Indy

## Illuminate Design 250MZs & Blue Haze GPF 2-Stroke

### RACE 16 - SECTOR ANALYSIS



SECTOR 1 = FL to I1, SECTOR 2 = I1 to FL, DIFF = Difference To Personal Best Lap, P = Crossed Finish Line in Pit Lane, D = Time Disallowed

P13 75 MZ Peter WOODALL		MZ ETZ 250 - Online Lubricants				
IDEAL LAP TIME : 58.797		BEST LAP TIME : 58.797		DIFFERENCE : 0.000		
LAP	SECTOR 1	SECTOR 2	LAP TIME	MPH	DIFF	TIME OF DAY
1 -		24.149	1:25.274	50.99	26.477	15:29:30.714
2 -	<b>35.258</b>	<b>23.539</b>	<b>58.797 (1)</b>	<b>73.95</b>		<b>15:30:29.511</b>
3 -	35.282	23.928	59.210 (3)	73.44	0.413	15:31:28.721
4 -	35.424	23.962	59.386	73.22	0.589	15:32:28.107
5 -	35.291	23.803	59.094 (2)	73.58	0.297	15:33:27.201
6 -	35.693	24.363	1:00.056	72.40	1.259	15:34:27.257
7 -	35.556	24.253	59.809	72.70	1.012	15:35:27.066
8 -	36.014	24.593	1:00.607	71.75	1.810	15:36:27.673
9 -	35.444	24.085	59.529	73.05	0.732	15:37:27.202
10 -	35.657	23.951	59.608	72.95	0.811	15:38:26.810

P14 11 MZ R Carl CRIPPS		MZ ETZ250 - MIS UK LTD				
IDEAL LAP TIME : 58.580		BEST LAP TIME : 58.699		DIFFERENCE : 0.119		
LAP	SECTOR 1	SECTOR 2	LAP TIME	MPH	DIFF	TIME OF DAY
1 -		23.808	1:23.015	52.38	24.316	15:29:28.455
2 -	35.163	<b>23.536</b>	<b>58.699 (1)</b>	<b>74.08</b>		<b>15:30:27.154</b>
3 -	<b>35.044</b>	23.661	58.705 (2)	74.07	0.006	15:31:25.859
4 -	35.198	24.020	59.218	73.43	0.519	15:32:25.077
5 -	35.862	24.548	1:00.410	71.98	1.711	15:33:25.487
6 -	37.159	24.694	1:01.853	70.30	3.154	15:34:27.340
7 -	36.134	24.150	1:00.284	72.13	1.585	15:35:27.624
8 -	36.203	24.582	1:00.785	71.54	2.086	15:36:28.409
9 -	35.071	24.089	59.160 (3)	73.50	0.461	15:37:27.569
10 -	35.408	24.480	59.888	72.61	1.189	15:38:27.457

P15 7 MZ John ASHMEAD		MZ 250 ETZ -				
IDEAL LAP TIME : 59.460		BEST LAP TIME : 59.702		DIFFERENCE : 0.242		
LAP	SECTOR 1	SECTOR 2	LAP TIME	MPH	DIFF	TIME OF DAY
1 -		<b>23.898</b>	1:24.066	51.72	24.364	15:29:29.506
2 -	35.816	23.999	59.815 (2)	72.70	0.113	15:30:29.321
3 -	35.987	24.288	1:00.275	72.14	0.573	15:31:29.596
4 -	35.672	24.030	<b>59.702 (1)</b>	<b>72.83</b>		<b>15:32:29.298</b>
5 -	<b>35.562</b>	24.282	59.844 (3)	72.66	0.142	15:33:29.142
6 -	35.957	24.477	1:00.434	71.95	0.732	15:34:29.576
7 -	35.796	24.365	1:00.161	72.28	0.459	15:35:29.737
8 -	35.701	24.440	1:00.141	72.30	0.439	15:36:29.878
9 -	36.069	24.571	1:00.640	71.71	0.938	15:37:30.518
10 -	36.026	24.495	1:00.521	71.85	0.819	15:38:31.039

P16 14 MZ Andy MARKS		MZ 250 ETZ - Kingpin Components				
IDEAL LAP TIME : 59.413		BEST LAP TIME : 59.413		DIFFERENCE : 0.000		
LAP	SECTOR 1	SECTOR 2	LAP TIME	MPH	DIFF	TIME OF DAY
1 -		25.098	1:27.380	49.76	27.967	15:29:32.820
2 -	37.372	24.805	1:02.177	69.93	2.764	15:30:34.997
3 -	36.118	24.815	1:00.933	71.36	1.520	15:31:35.930
4 -	36.110	24.823	1:00.933	71.36	1.520	15:32:36.863
5 -	35.873	25.002	1:00.875	71.43	1.462	15:33:37.738
6 -	35.532	24.709	1:00.241 (3)	72.18	0.828	15:34:37.979
7 -	35.520	24.256	59.776 (2)	72.74	0.363	15:35:37.755
8 -	36.830	24.757	1:01.587	70.60	2.174	15:36:39.342
9 -	36.042	24.724	1:00.766	71.56	1.353	15:37:40.108
10 -	<b>35.391</b>	<b>24.022</b>	<b>59.413 (1)</b>	<b>73.19</b>		<b>15:38:39.521</b>

# BMCRC - MRO Championships 2023 - Rnd 8 @ Brands Hatch Indy

## Illuminate Design 250MZs & Blue Haze GPF 2-Strokes

### RACE 16 - SECTOR ANALYSIS



SECTOR 1 = FL to I1, SECTOR 2 = I1 to FL, DIFF = Difference To Personal Best Lap, P = Crossed Finish Line in Pit Lane, D = Time Disallowed

P17		8 MZ		Rich ASKEW		MZ 250 ETZ - L+R construction	
IDEAL LAP TIME : 1:00.147		BEST LAP TIME : 1:00.388		DIFFERENCE : 0.241			
LAP	SECTOR 1	SECTOR 2	LAP TIME	MPH	DIFF	TIME OF DAY	
1 -		<b>24.402</b>	1:24.330	51.56	23.942	15:29:29.770	
2 -	36.123	24.563	1:00.686 (2)	71.65	0.298	15:30:30.456	
3 -	<b>35.745</b>	24.643	<b>1:00.388 (1)</b>	<b>72.01</b>		<b>15:31:30.844</b>	
4 -	35.983	24.842	1:00.825 (3)	71.49	0.437	15:32:31.669	
5 -	36.338	25.003	1:01.341	70.89	0.953	15:33:33.010	
6 -	36.296	25.019	1:01.315	70.92	0.927	15:34:34.325	
7 -	36.269	24.628	1:00.897	71.40	0.509	15:35:35.222	
8 -	36.493	25.091	1:01.584	70.61	1.196	15:36:36.806	
9 -	36.456	25.048	1:01.504	70.70	1.116	15:37:38.310	
10 -	36.480	24.851	1:01.331	70.90	0.943	15:38:39.641	

P18		22 MZ		Simon FINCH		MZ ETZ250 - BlueCloud Projects Ltd	
IDEAL LAP TIME : 1:00.603		BEST LAP TIME : 1:00.603		DIFFERENCE : 0.000			
LAP	SECTOR 1	SECTOR 2	LAP TIME	MPH	DIFF	TIME OF DAY	
1 -		24.588	1:25.357	50.94	24.754	15:29:30.797	
2 -	36.339	24.544	1:00.883 (3)	71.42	0.280	15:30:31.680	
3 -	36.179	24.644	1:00.823 (2)	71.49	0.220	15:31:32.503	
4 -	36.681	24.492	1:01.173	71.08	0.570	15:32:33.676	
5 -	36.638	24.532	1:01.170	71.09	0.567	15:33:34.846	
6 -	36.643	24.591	1:01.234	71.01	0.631	15:34:36.080	
7 -	36.505	24.572	1:01.077	71.19	0.474	15:35:37.157	
8 -	37.164	24.740	1:01.904	70.24	1.301	15:36:39.061	
9 -	36.788	24.525	1:01.313	70.92	0.710	15:37:40.374	
10 -	<b>36.116</b>	<b>24.487</b>	<b>1:00.603 (1)</b>	<b>71.75</b>		<b>15:38:40.977</b>	

P19		5 MZ		Garry SAMETT		MZ TS 250 - smallmouse	
IDEAL LAP TIME : 1:02.683		BEST LAP TIME : 1:02.683		DIFFERENCE : 0.000			
LAP	SECTOR 1	SECTOR 2	LAP TIME	MPH	DIFF	TIME OF DAY	
1 -		25.767	1:29.365	48.66	26.682	15:29:34.805	
2 -	38.078	25.411	1:03.489	68.49	0.806	15:30:38.294	
3 -	38.185	25.267	1:03.452	68.53	0.769	15:31:41.746	
4 -	38.165	25.489	1:03.654	68.31	0.971	15:32:45.400	
5 -	37.771	25.186	1:02.957 (2)	69.07	0.274	15:33:48.357	
6 -	37.953	25.334	1:03.287	68.71	0.604	15:34:51.644	
7 -	37.974	25.419	1:03.393	68.59	0.710	15:35:55.037	
8 -	37.931	26.133	1:04.064	67.87	1.381	15:36:59.101	
9 -	<b>37.686</b>	<b>24.997</b>	<b>1:02.683 (1)</b>	<b>69.37</b>		<b>15:38:01.784</b>	
10 -	37.852	25.397	1:03.249 (3)	68.75	0.566	15:39:05.033	

P20		38 MZ		Chris PETTET		MZ ETZ250 -	
IDEAL LAP TIME : 1:03.470		BEST LAP TIME : 1:03.470		DIFFERENCE : 0.000			
LAP	SECTOR 1	SECTOR 2	LAP TIME	MPH	DIFF	TIME OF DAY	
1 -		25.993	1:30.240	48.18	26.770	15:29:35.680	
2 -	<b>38.276</b>	<b>25.194</b>	<b>1:03.470 (1)</b>	<b>68.51</b>		<b>15:30:39.150</b>	
3 -	38.589	25.639	1:04.228 (3)	67.70	0.758	15:31:43.378	
4 -	38.756	25.495	1:04.251	67.68	0.781	15:32:47.629	
5 -	38.401	25.565	1:03.966 (2)	67.98	0.496	15:33:51.595	
6 -	38.842	25.693	1:04.535	67.38	1.065	15:34:56.130	
7 -	39.388	26.062	1:05.450	66.44	1.980	15:36:01.580	
8 -	39.236	26.466	1:05.702	66.18	2.232	15:37:07.282	
9 -	39.005	25.700	1:04.705	67.20	1.235	15:38:11.987	

# BMCRC - MRO Championships 2023 - Rnd 8 @ Brands Hatch Indy

## Illuminate Design 250MZs & Blue Haze GPF 2-Stroke

### RACE 16 - SECTOR ANALYSIS



SECTOR 1 = FL to I1, SECTOR 2 = I1 to FL, DIFF = Difference To Personal Best Lap, P = Crossed Finish Line in Pit Lane, D = Time Disallowed

P21 94 MZ R Gareth FAITH		MZ 250 ETZ - Illuminate Design				
IDEAL LAP TIME : 1:03.901		BEST LAP TIME : 1:04.048		DIFFERENCE : 0.147		
LAP	SECTOR 1	SECTOR 2	LAP TIME	MPH	DIFF	TIME OF DAY
1 -		26.860	1:30.772	47.90	26.724	15:29:36.212
2 -	38.447	<b>25.621</b>	1:04.068 (2)	67.87	0.020	15:30:40.280
3 -	38.719	25.669	1:04.388	67.53	0.340	15:31:44.668
4 -	38.944	26.104	1:05.048	66.85	1.000	15:32:49.716
5 -	<b>38.280</b>	25.950	1:04.230 (3)	67.70	0.182	15:33:53.946
6 -	38.295	25.753	<b>1:04.048 (1)</b>	<b>67.89</b>		<b>15:34:57.994</b>
7 -	38.803	26.043	1:04.846	67.06	0.798	15:36:02.840
8 -	38.346	26.800	1:05.146	66.75	1.098	15:37:07.986
9 -	38.468	26.024	1:04.492	67.42	0.444	15:38:12.478

P22 102 MZ R Caleb WRIGHT		MZ 250 ETZ - Clover Investments				
IDEAL LAP TIME : 1:04.767		BEST LAP TIME : 1:04.844		DIFFERENCE : 0.077		
LAP	SECTOR 1	SECTOR 2	LAP TIME	MPH	DIFF	TIME OF DAY
1 -		26.131	1:31.229	47.66	26.385	15:29:36.669
2 -	39.417	26.067	1:05.484	66.40	0.640	15:30:42.153
3 -	39.477	26.292	1:05.769	66.11	0.925	15:31:47.922
4 -	39.579	<b>25.894</b>	1:05.473	66.41	0.629	15:32:53.395
5 -	<b>38.873</b>	25.971	<b>1:04.844 (1)</b>	<b>67.06</b>		<b>15:33:58.239</b>
6 -	39.156	26.081	1:05.237 (2)	66.65	0.393	15:35:03.476
7 -	39.005	26.365	1:05.370 (3)	66.52	0.526	15:36:08.846
8 -	39.251	26.132	1:05.383	66.50	0.539	15:37:14.229
9 -	39.451	26.074	1:05.525	66.36	0.681	15:38:19.754

P23 565 MZ Louis KERSHAW		MZ 250 ETZ - Team Lucky Streetsy/Walkers Campers				
IDEAL LAP TIME : 58.049		BEST LAP TIME : 58.196		DIFFERENCE : 0.147		
LAP	SECTOR 1	SECTOR 2	LAP TIME	MPH	DIFF	TIME OF DAY
1 -		23.398	1:22.195	52.90	23.999	15:29:27.635
2 -	35.511	23.435	58.946	73.77	0.750	15:30:26.581
3 -	35.054	<b>23.142</b>	<b>58.196 (1)</b>	<b>74.72</b>		<b>15:31:24.777</b>
4 -	35.288	23.175	58.463 (2)	74.38	0.267	15:32:23.240
5 -	<b>34.907</b>	24.340	59.247	73.39	1.051	15:33:22.487
6 -	35.002	23.663	58.665 (3)	74.12	0.469	15:34:21.152

P24 66 MZ Graeme LEWIS		MZ 250 ETZ - Morris Racing Lubricants #MRL & DRD Machining				
IDEAL LAP TIME : 1:01.987		BEST LAP TIME : 1:02.482		DIFFERENCE : 0.495		
LAP	SECTOR 1	SECTOR 2	LAP TIME	MPH	DIFF	TIME OF DAY
1 -		25.126	1:26.965	50.00	24.483	15:29:32.405
2 -	37.852	25.338	1:03.190	68.81	0.708	15:30:35.595
3 -	<b>37.157</b>	25.325	<b>1:02.482 (1)</b>	<b>69.59</b>		<b>15:31:38.077</b>
4 -	37.825	25.425	1:03.250	68.75	0.768	15:32:41.327
5 -	37.907	<b>24.830</b>	1:02.737 (2)	69.31	0.255	15:33:44.064
6 -	37.794	25.214	1:03.008 (3)	69.01	0.526	15:34:47.072

P25 6 MZ Paul ANSELL		MZ 250 ETZ -				
IDEAL LAP TIME : 1:06.133		BEST LAP TIME : 1:06.133		DIFFERENCE : 0.000		
LAP	SECTOR 1	SECTOR 2	LAP TIME	MPH	DIFF	TIME OF DAY
1 -		26.987	1:34.211	46.15	28.078	15:29:39.651
2 -	<b>39.613</b>	<b>26.520</b>	<b>1:06.133 (1)</b>	<b>65.75</b>		<b>15:30:45.784</b>
3 -	39.740	27.119	1:06.859 (2)	65.04	0.726	15:31:52.643
4 -	39.625	28.618	1:08.243 (3)	63.72	2.110	15:33:00.886

P26 96 MZ Chris KENT		MZ ETZ 250 -				
IDEAL LAP TIME : 1:04.862		BEST LAP TIME : 1:05.015		DIFFERENCE : 0.153		
LAP	SECTOR 1	SECTOR 2	LAP TIME	MPH	DIFF	TIME OF DAY
1 -		<b>25.914</b>	1:28.625	49.06	23.610	15:29:34.065
2 -	<b>38.948</b>	26.067	<b>1:05.015 (1)</b>	<b>66.88</b>		<b>15:30:39.080</b>

# BMCRC - MRO Championships 2023 - Rnd 8 @ Brands Hatch Indy

## Illuminate Design 250MZs & Blue Haze GPF 2-Stroke

### RACE 16 - BEST SECTORS

SECTOR 1			SECTOR 2			IDEAL / BEST COMPARISON						
POS	NO	NAME	TIME	NO	NAME	TIME	POS	NO	NAME	IDEAL	BEST	DIFF
									<b>PERFECT LAP</b>	<b>53.665</b>		
1	110	HAIGH	<b>32.165</b>	15	PERKINS	<b>21.500</b>	1	15	PERKINS	53.693	53.987	<b>0.294</b>
2	15	PERKINS	<b>32.193</b>	4	HALIL	<b>21.633</b>	2	4	HALIL	53.961	53.961	<b>0.000</b>
3	26	LEE	<b>32.274</b>	110	HAIGH	<b>21.915</b>	3	110	HAIGH	54.080	54.219	<b>0.139</b>
4	81	GRANT	<b>32.296</b>	28	McCARTER	<b>21.946</b>	4	26	LEE	54.231	54.231	<b>0.000</b>
5	4	HALIL	<b>32.328</b>	81	GRANT	<b>21.948</b>	5	81	GRANT	54.244	54.539	<b>0.295</b>
6	28	McCARTER	<b>32.415</b>	26	LEE	<b>21.957</b>	6	28	McCARTER	54.361	54.652	<b>0.291</b>
7	52	FLUX	<b>33.390</b>	52	FLUX	<b>22.380</b>	7	52	FLUX	55.770	55.770	<b>0.000</b>
8	85	WALES	<b>34.419</b>	67	BAILEY	<b>22.993</b>	8	85	WALES	57.643	57.999	<b>0.356</b>
9	1	MANN	<b>34.639</b>	565	KERSHAW	<b>23.142</b>	9	1	MANN	57.859	58.034	<b>0.175</b>
10	565	KERSHAW	<b>34.907</b>	1	MANN	<b>23.220</b>	10	67	BAILEY	58.014	58.375	<b>0.361</b>
11	67	BAILEY	<b>35.021</b>	85	WALES	<b>23.224</b>	11	565	KERSHAW	58.049	58.196	<b>0.147</b>
12	11	CRIPPS	<b>35.044</b>	84	ELLISON	<b>23.345</b>	12	84	ELLISON	58.541	58.541	<b>0.000</b>
13	84	ELLISON	<b>35.196</b>	11	CRIPPS	<b>23.536</b>	13	11	CRIPPS	58.580	58.699	<b>0.119</b>
14	75	WOODALL	<b>35.258</b>	75	WOODALL	<b>23.539</b>	14	75	WOODALL	58.797	58.797	<b>0.000</b>
15	14	MARKS	<b>35.391</b>	13	RYAN	<b>23.829</b>	15	13	RYAN	59.236	59.354	<b>0.118</b>
16	13	RYAN	<b>35.407</b>	7	ASHMEAD	<b>23.898</b>	16	14	MARKS	59.413	59.413	<b>0.000</b>
17	7	ASHMEAD	<b>35.562</b>	14	MARKS	<b>24.022</b>	17	7	ASHMEAD	59.460	59.702	<b>0.242</b>
18	8	ASKEW	<b>35.745</b>	8	ASKEW	<b>24.402</b>	18	8	ASKEW	1:00.147	1:00.388	<b>0.241</b>
19	22	FINCH	<b>36.116</b>	22	FINCH	<b>24.487</b>	19	22	FINCH	1:00.603	1:00.603	<b>0.000</b>
20	66	LEWIS	<b>37.157</b>	66	LEWIS	<b>24.830</b>	20	66	LEWIS	1:01.987	1:02.482	<b>0.495</b>
21	5	SAMETT	<b>37.686</b>	5	SAMETT	<b>24.997</b>	21	5	SAMETT	1:02.683	1:02.683	<b>0.000</b>
22	38	PETTET	<b>38.276</b>	38	PETTET	<b>25.194</b>	22	38	PETTET	1:03.470	1:03.470	<b>0.000</b>
23	94	FAITH	<b>38.280</b>	94	FAITH	<b>25.621</b>	23	94	FAITH	1:03.901	1:04.048	<b>0.147</b>
24	102	WRIGHT	<b>38.873</b>	102	WRIGHT	<b>25.894</b>	24	102	WRIGHT	1:04.767	1:04.844	<b>0.077</b>
25	96	KENT	<b>38.948</b>	96	KENT	<b>25.914</b>	25	96	KENT	1:04.862	1:05.015	<b>0.153</b>
26	6	ANSELL	<b>39.613</b>	6	ANSELL	<b>26.520</b>	26	6	ANSELL	1:06.133	1:06.133	<b>0.000</b>
27												

# BMCRC - MRO Championships 2023 - Rnd 8 @ Brands Hatch Indy

## Illuminate Design 250MZs & Blue Haze GPF 2-Stroke

### RACE 16 - STATISTICS

<b>Competitors Started</b>	27
<b>Planned Start</b>	2023-10-01 @ 15:20:00.000
<b>Actual Start</b>	2023-10-01 @ 15:28:05.439
<b>Finish Time</b>	2023-10-01 @ 15:38:10.366
<b>Track Length</b>	1.2079mi.
<b>Total Laps</b>	244
<b>Total Distance Covered</b>	294.7387mi.

#### Session Fastest Lap History

NO	CL	NAME	LAP TIME	TIME OF DAY	LAP	VEHICLE
4	GPF	<b>Denis HALIL</b>	<b>54.242</b>	15:29:58.935	2	Yamaha TZR250
26	GPF	<b>Damian LEE</b>	<b>54.231</b>	15:30:01.631	2	Yamaha TZR250
110	GPF	<b>Mark HAIGH</b>	<b>54.219</b>	15:30:54.675	3	Aprilia RS250
15	GPF	<b>Billy PERKINS</b>	<b>53.987</b>	15:30:55.001	3	Yamaha TZR 250
4	GPF	<b>Denis HALIL</b>	<b>53.961</b>	15:37:15.145	10	Yamaha TZR250

#### Session Leader History

NO	CL	NAME	FROM LAP	LAPS LED	DISTANCE	VEHICLE
4	GPF	<b>Denis HALIL</b>	1	11	13.28 miles	Yamaha TZR250

#### Flag History

TYPE	TIME OF DAY
GREEN	15:28:05.439
FINISH	15:38:10.366

#### Flag Statistics

TYPE	COUNT	TOTAL LAPS	TOTAL TIME
Green	1	11	11:11.286
Red	0	0	0.000
Safety Car	0	0	0.000
FCY	0	0	0.000

# BMCRC - MRO Championships 2023 - Rnd 8 @ Brands Hatch Indy

## Illuminate Design 250MZs & Blue Haze GPF 2-Stroke

### RACE 16 - STATISTICS

CLASS : GPF

9 Starters

#### Fastest Lap History

NO	NAME	LAP TIME	TIME OF DAY	LAP	VEHICLE
4	Denis HALIL	<b>54.242</b>	15:29:58.935	2	Yamaha TZR250
26	Damian LEE	<b>54.231</b>	15:30:01.631	2	Yamaha TZR250
110	Mark HAIGH	<b>54.219</b>	15:30:54.675	3	Aprilia RS250
15	Billy PERKINS	<b>53.987</b>	15:30:55.001	3	Yamaha TZR 250
4	Denis HALIL	<b>53.961</b>	15:37:15.145	10	Yamaha TZR250

#### Leader History

NO	NAME	FROM LAP	LAPS LED	DISTANCE	VEHICLE
4	Denis HALIL	1	11	13.28 miles	Yamaha TZR250



# BMCRC - MRO Championships 2023 - Rnd 8 @ Brands Hatch Indy

## Illuminate Design 250MZs & Blue Haze GPF 2-Stroke

### RACE 16 - STATISTICS

**CLASS : MZ**

15 Starters

#### Fastest Lap History

NO	NAME	LAP TIME	TIME OF DAY	LAP	VEHICLE
85	Andrew WALES	57.999	15:30:25.271	2	MZ ETZ 250

#### Leader History

NO	NAME	FROM LAP	LAPS LED	DISTANCE	VEHICLE
1	Alexander MANN	1	1	1.20 miles	MZ TS 250
85	Andrew WALES	2	2	2.41 miles	MZ ETZ 250
1	Alexander MANN	4	4	4.83 miles	MZ TS 250
85	Andrew WALES	8	3	3.62 miles	MZ ETZ 250

# BMCRC - MRO Championships 2023 - Rnd 8 @ Brands Hatch Indy

## Illuminate Design 250MZs & Blue Haze GPF 2-Stroke

### RACE 16 - STATISTICS

**CLASS : MZ R**

3 Starters

#### Fastest Lap History

NO	NAME	LAP TIME	TIME OF DAY	LAP	VEHICLE
11	Carl CRIPPS	<b>58.699</b>	15:30:27.185	2	MZ ETZ250

#### Leader History

NO	NAME	FROM LAP	LAPS LED	DISTANCE	VEHICLE
11	Carl CRIPPS	1	10	12.07 miles	MZ ETZ250

**PART**  
MOTORSPORT

**Helix**  
Homes

**GF RACING UK** 



**INTA**  
MOTORCYCLE SERVICES LTD

# BMCRC FORMULA 400 & INTA MOTORCYCLES BLUE HAZE GP



**BMCRC-MRO Championships - Round 8**  
**Brands Hatch Indy**  
**30<sup>th</sup> September / 1<sup>st</sup> October 2023**



Timing & Results Provided by Timing Solutions Ltd

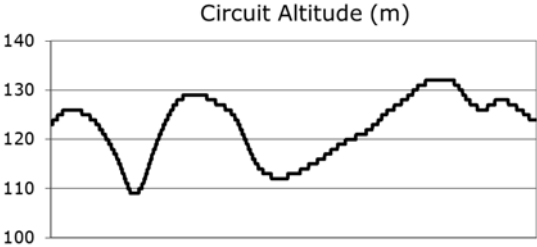
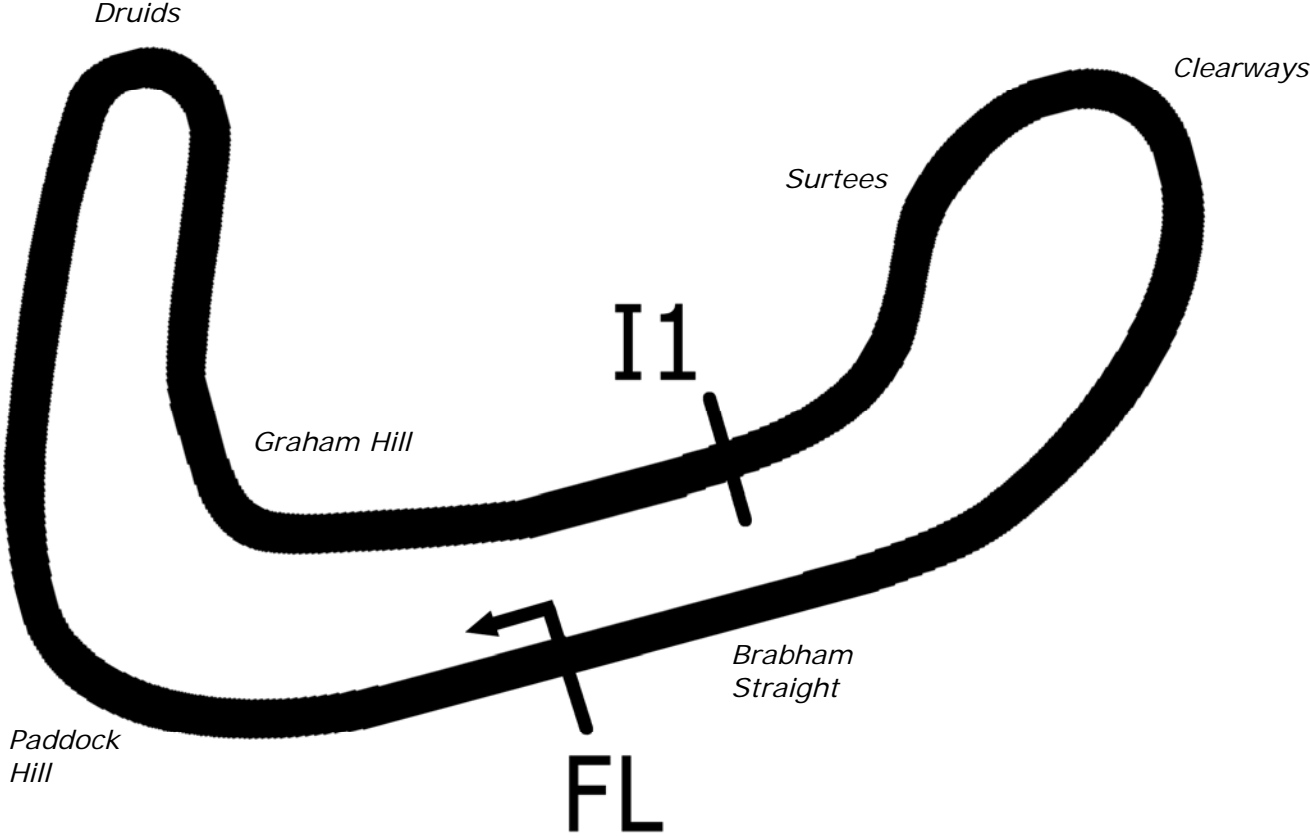
[www.tsl-timing.com](http://www.tsl-timing.com)

# Brands Hatch Indy



SPORTS TIMING

TIMING SOLUTIONS LTD



Length	1.2079 miles	1944.0 m	
FL		51.36032 N	0.26032 E
I1	1112m	51.35934 N	0.25955 E
Pit Entry	1669m	51.35911 N	0.25743 E
Pit Exit	26m after FL	51.36027 N	0.26078 E
Pit Entry–Pit Exit 277m, 16.6s @60kph, 12.4s @80kph			

**BMCRC - MRO Championships 2023 - Rnd 8 @ Brands Hatch Indy**  
**BMCRC Formula 400 & INTA Motorcycles Blue Haze GP 2-Stroke**  
**QUALIFYING - CLASSIFICATION**

POS	NO	CL	PIC NAME	ENTRY	TIME	ON	LAPS	GAP	DIFF	MPH
1	151	M	1 Nick SMITH	Kawasaki ZXR400 - Hi-Precision Engineering Ltd	52.361	7	12			83.05
2	8	GP	1 Phil ATKINSON	Yamaha TZ350 - ROSE MOT/Q Oil Treatments	52.776	5	9	0.415	0.415	82.39
3	25	M	2 Haydon SMITH	Kawasaki ZXR400 - HI-Precision Engineering Ltd	52.993	13	13	0.632	0.217	82.05
4	5	GP	2 John LEA	Yamaha TZ 250 - P G & J Lea Plumbing & heating	53.267	13	13	0.906	0.274	81.63
5	50	GP	3 Sean MORRISON	Honda RS 250 - Fincham's two strokes	53.394	9	13	1.033	0.127	81.44
6	16	S	1 Alan MAJOR	Kawasaki ZXR400 - Major Performance Developments	53.408	8	13	1.047	0.014	81.42
7	4	M	3 James SEATH	Kawasaki ZXR400 L9 - Ovenden Earthmoving	53.843	9	12	1.482	0.435	80.76
8	67	GP	4 Paul METCALFE	Honda RS250 -	54.111	8	9	1.750	0.268	80.36
9	85	M	4 James ROBINSON	Kawasaki ZXR400 - claire palastanga ceramics	54.137	5	12	1.776	0.026	80.32
10	155	GP	5 Roy CHAPMAN	Yamaha TZ350 - Self	54.369	8	12	2.008	0.232	79.98
11	53	GP	6 Mark WHITING	Yamaha TZ250 - Mark whiting	54.895	7	10	2.534	0.526	79.21
12	123	S/R	1 Mark GALLAGHER	Honda RVF 400 -	55.415	10	10	3.054	0.520	78.47
13	12	GP	7 Adrian MARTIN	Yamaha TZ250 - Strategic business development & sup	55.559	8	12	3.198	0.144	78.27
14	3	GP	8 Tom BARRETT	Honda RS250 -	55.584	12	12	3.223	0.025	78.23
15	65	M	5 Andrew MOXON	Kawasaki ZXR 400 - Helix Homes Developments ltd	55.709	9	9	3.348	0.125	78.05
16	152	S	2 Sean GOLDSMITH	Honda NC30 - Vanguard motorsport	55.834	8	12	3.473	0.125	77.88
17	115	S/R	2 Jake DONKERSLEY	Honda VFR400 NC30 -	56.060	12	12	3.699	0.226	77.57
18	277	GP	9 Richard HAYWARD	Yamaha TZ 250 4DP - GForce/Hayward R Ltd/SnapOn	56.303	5	7	3.942	0.243	77.23
19	7	M	6 Roy DEWHURST	Kawasaki ZXR 400 - Dawn	56.401	6	12	4.040	0.098	77.10
20	90	S	3 Steve RAPA	-	56.576	11	12	4.215	0.175	76.86
21	74	GP	10 James CHANDLER	Honda RS250 - Finchams two strokes	56.657	9	12	4.296	0.081	76.75
22	52	GP	11 Stephen BAYLEY	Yamaha TZ 250 - Mander Organ Builders	57.605	11	12	5.244	0.948	75.49
23	145	GP	12 Pete FISHWICK	Yamaha TZ250 - 2T Engineering	57.726	11	12	5.365	0.121	75.33
24	101	S/R	3 Francesco ROSSATO	Kawasaki ZXR400 -	57.795	8	12	5.434	0.069	75.24
25	60	GP	13 Danny GOUGH	Yamaha TZ250 - G Force Motorcycles	58.130	8	10	5.769	0.335	74.80
26	6	R	1 Aleisha LAYTON	Kawasaki NINJA 300 -	58.545	8	11	6.184	0.415	74.27
27	42	S	4 David ATKINS	Honda CBR 400 NC29 - DA PLUMBING and MECHAN	58.633	8	10	6.272	0.088	74.16
28	17	R	2 Freddie BATE	Kawasaki NINJA 300 - hartjay	58.741	5	12	6.380	0.108	74.03
29	116	S	5 Andrew WILKINS	Kawasaki ZXR 400 - David Simon Tuning	59.109	7	11	6.748	0.368	73.56
30	199	GP	14 Michael FROST	Yamaha TZ250 4DP -	59.120	7	8	6.759	0.011	73.55
31	27	S/R	4 Lucian Silviu SINCA	Kawasaki ZX400R -	59.523	6	12	7.162	0.403	73.05
32	100	M	7 Karl TOOLE	Kawasaki ZXR 400 - KTMS	59.626	8	8	7.265	0.103	72.93
33	24	S	6 Harley GODZISZ	Honda NC30 - SonicRacing.co.uk	1:00.541	11	11	8.180	0.915	71.82
34	2	S/R	5 Kees RAMSEY	Kawasaki NINJA 400CC -	1:01.080	9	11	8.719	0.539	71.19
35	15	M	8 Luis VASCONCELOS	Kawasaki NINJA 400 -	1:02.578	4	9	10.217	1.498	69.49
36	77	GP	15 Andrew GLASGOW	Yamaha TZ250 5KE - Hiab service (hw) ltd	1:02.852	2	3	10.491	0.274	69.18
37	911	M	9 Kian BUSA	Kawasaki 400 NINJA -	1:03.741	7	11	11.380	0.889	68.22
38	98	S/R	6 Dan HART	Kawasaki ZXR400 -	1:05.984	5	8	13.623	2.243	65.90

Weather / Track : Cloudy / Dry

These results are provisional until the conclusion of any judicial and technical matters.

Brands Hatch Indy: 1.2079 miles  
 Date: 30/09/2023 Start: 09:00 Finish: 09:12

Clerk Of Course :	Stewards :	Timekeeper : <i>Craig Smith</i>
-------------------	------------	------------------------------------

Results can be found at [www.tsl-timing.com](http://www.tsl-timing.com)

Printed - 09:13 Saturday, 30 September 2023



# BMCRC - MRO Championships 2023 - Rnd 8 @ Brands Hatch Indy

## BMCRC Formula 400 & INTA Motorcycles Blue Haze GP 2-Stroke

### QUALIFYING - SECTOR ANALYSIS



SECTOR 1 = FL to I1, SECTOR 2 = I1 to FL, DIFF = Difference To Personal Best Lap, P = Crossed Finish Line in Pit Lane, D = Time Disallowed

P1		151 M		Nick SMITH		Kawasaki ZXR400 - Hi-Precision Engineering Ltd	
IDEAL LAP TIME : 51.980		BEST LAP TIME : 52.361		DIFFERENCE : 0.381			
LAP	SECTOR 1	SECTOR 2	LAP TIME	MPH	DIFF	TIME OF DAY	
1 -	35.574	22.819	58.393	74.47	6.032	09:02:12.206	
2 -	33.554	21.532	55.086	78.94	2.725	09:03:07.292	
3 -	33.671	21.533	55.204	78.77	2.843	09:04:02.496	
4 -	33.080	22.597	55.677	78.10	3.316	09:04:58.173	
5 -	31.977	21.211	53.188	81.75	0.827	09:05:51.361	
6 -	32.000	21.174	53.174	81.78	0.813	09:06:44.535	
7 -	31.455	20.906	<b>52.361 (1)</b>	<b>83.05</b>		<b>09:07:36.896</b>	
8 -	31.760	20.946	52.706	82.50	0.345	09:08:29.602	
9 -	31.512	<b>20.899</b>	52.411 (3)	82.97	0.050	09:09:22.013	
10 -	32.771	21.884	54.655	79.56	2.294	09:10:16.668	
11 -	<b>31.081</b>	21.309	<b>52.390 (2)</b>	83.00	0.029	09:11:09.058	
12 -	31.340	21.995	53.335	81.53	0.974	09:12:02.393	

P2		8 GP		Phil ATKINSON		Yamaha TZ350 - ROSE MOT/Q Oil Treatments	
IDEAL LAP TIME : 52.502		BEST LAP TIME : 52.776		DIFFERENCE : 0.274			
LAP	SECTOR 1	SECTOR 2	LAP TIME	MPH	DIFF	TIME OF DAY	
1 -	37.186	22.935	1:00.121	72.33	7.345	09:01:31.926	
2 -	35.206	22.199	57.405	75.75	4.629	09:02:29.331	
3 -	33.031	21.388	54.419	79.90	1.643	09:03:23.750	
4 -	33.101	21.265	54.366 (3)	79.98	1.590	09:04:18.116	
5 -	31.772	<b>21.004</b>	<b>52.776 (1)</b>	<b>82.39</b>		<b>09:05:10.892</b>	
6 -	33.499	21.820	55.319	78.60	2.543	09:06:06.211	
7 -	32.940	21.802	54.742	79.43	1.966	09:07:00.953	
8 -	33.326	22.001	55.327	78.59	2.551	09:07:56.280	
9 -	<b>31.498</b>	21.631	53.129 (2)	81.84	0.353	09:08:49.409	

P3		25 M		Haydon SMITH		Kawasaki ZXR400 - HI-Precision Engineering Ltd	
IDEAL LAP TIME : 52.993		BEST LAP TIME : 52.993		DIFFERENCE : 0.000			
LAP	SECTOR 1	SECTOR 2	LAP TIME	MPH	DIFF	TIME OF DAY	
1 -	38.203	23.829	1:02.032	70.10	9.039	09:01:40.902	
2 -	33.793	22.457	56.250	77.30	3.257	09:02:37.152	
3 -	32.541	21.851	54.392	79.94	1.399	09:03:31.544	
4 -	32.457	21.516	53.973	80.56	0.980	09:04:25.517	
5 -	34.155	22.409	56.564	76.87	3.571	09:05:22.081	
6 -	31.833	21.824	53.657 (2)	81.04	0.664	09:06:15.738	
7 -	31.997	21.813	53.810	80.81	0.817	09:07:09.548	
8 -	31.684	22.065	53.749	80.90	0.756	09:08:03.297	
9 -	32.451	<b>21.457</b>	53.908	80.66	0.915	09:08:57.205	
10 -	33.487	21.867	55.354	78.55	2.361	09:09:52.559	
11 -	32.056	22.662	54.718	79.47	1.725	09:10:47.277	
12 -	31.759	21.923	53.682 (3)	81.00	0.689	09:11:40.959	
13 -	<b>31.536</b>	<b>21.457</b>	<b>52.993 (1)</b>	<b>82.05</b>		<b>09:12:33.952</b>	

# BMCRC - MRO Championships 2023 - Rnd 8 @ Brands Hatch Indy

## BMCRC Formula 400 & INTA Motorcycles Blue Haze GP 2-Stroke

### QUALIFYING - SECTOR ANALYSIS



SECTOR 1 = FL to I1, SECTOR 2 = I1 to FL, DIFF = Difference To Personal Best Lap, P = Crossed Finish Line in Pit Lane, D = Time Disallowed

<b>P4</b>		<b>5 GP</b>		<b>John LEA</b>		Yamaha TZ 250 - P G & J Lea Plumbing & heating	
IDEAL LAP TIME : 53.120		BEST LAP TIME : 53.267		DIFFERENCE : 0.147			
LAP	SECTOR 1	SECTOR 2	LAP TIME	MPH	DIFF	TIME OF DAY	
1 -	36.406	21.943	58.349	74.52	5.082	09:01:37.017	
2 -	33.379	21.252	54.631	79.59	1.364	09:02:31.648	
3 -	32.400	21.142	53.542 (2)	81.21	0.275	09:03:25.190	
4 -	33.139	21.304	54.443	79.87	1.176	09:04:19.633	
5 -	32.720	<b>20.953</b>	53.673 (3)	81.02	0.406	09:05:13.306	
6 -	32.876	21.968	54.844	79.29	1.577	09:06:08.150	
7 -	33.133	21.142	54.275	80.12	1.008	09:07:02.425	
8 -	32.817	21.736	54.553	79.71	1.286	09:07:56.978	
9 -	32.771	21.498	54.269	80.13	1.002	09:08:51.247	
10 -	32.800	21.905	54.705	79.49	1.438	09:09:45.952	
11 -	35.147	21.681	56.828	76.52	3.561	09:10:42.780	
12 -	32.460	21.259	53.719	80.95	0.452	09:11:36.499	
<b>13 -</b>	<b>32.167</b>	21.100	<b>53.267 (1)</b>	<b>81.63</b>		<b>09:12:29.766</b>	

<b>P5</b>		<b>50 GP</b>		<b>Sean MORRISON</b>		Honda RS 250 - Fincham's two strokes	
IDEAL LAP TIME : 52.747		BEST LAP TIME : 53.394		DIFFERENCE : 0.647			
LAP	SECTOR 1	SECTOR 2	LAP TIME	MPH	DIFF	TIME OF DAY	
1 -	35.822	22.616	58.438	74.41	5.044	09:01:32.968	
2 -	33.792	22.006	55.798	77.93	2.404	09:02:28.766	
3 -	33.078	21.691	54.769	79.39	1.375	09:03:23.535	
4 -	33.796	21.399	55.195	78.78	1.801	09:04:18.730	
5 -	32.210	21.191	53.401 (2)	81.43	0.007	09:05:12.131	
6 -	33.208	21.713	54.921	79.17	1.527	09:06:07.052	
7 -	34.069	<b>20.995</b>	55.064	78.97	1.670	09:07:02.116	
8 -	32.634	21.897	54.531	79.74	1.137	09:07:56.647	
<b>9 -</b>	32.216	21.178	<b>53.394 (1)</b>	<b>81.44</b>		<b>09:08:50.041</b>	
10 -	32.715	21.495	54.210	80.21	0.816	09:09:44.251	
11 -	33.246	21.126	54.372	79.97	0.978	09:10:38.623	
12 -	<b>31.752</b>	21.680	53.432 (3)	81.38	0.038	09:11:32.055	
13 -	33.095	21.697	54.792	79.36	1.398	09:12:26.847	

<b>P6</b>		<b>16 S</b>		<b>Alan MAJOR</b>		Kawasaki ZXR400 - Major Performance Developments	
IDEAL LAP TIME : 53.369		BEST LAP TIME : 53.408		DIFFERENCE : 0.039			
LAP	SECTOR 1	SECTOR 2	LAP TIME	MPH	DIFF	TIME OF DAY	
1 -	37.276	23.431	1:00.707	71.63	7.299	09:01:42.906	
2 -	34.949	22.893	57.842	75.18	4.434	09:02:40.748	
3 -	33.287	22.054	55.341	78.57	1.933	09:03:36.089	
4 -	32.351	21.991	54.342	80.02	0.934	09:04:30.431	
5 -	32.895	22.044	54.939	79.15	1.531	09:05:25.370	
6 -	31.992	<b>21.483</b>	53.475 (2)	81.32	0.067	09:06:18.845	
7 -	31.923	22.237	54.160 (3)	80.29	0.752	09:07:13.005	
<b>8 -</b>	<b>31.886</b>	21.522	<b>53.408 (1)</b>	<b>81.42</b>		<b>09:08:06.413</b>	
9 -	32.798	22.018	54.816	79.33	1.408	09:09:01.229	
10 -	32.624	22.876	55.500	78.35	2.092	09:09:56.729	
11 -	34.235	21.675	55.910	77.77	2.502	09:10:52.639	
12 -	32.216	22.465	54.681	79.52	1.273	09:11:47.320	
13 -	32.466	22.467	54.933	79.16	1.525	09:12:42.253	

# BMCRC - MRO Championships 2023 - Rnd 8 @ Brands Hatch Indy

## BMCRC Formula 400 & INTA Motorcycles Blue Haze GP 2-Stroke

### QUALIFYING - SECTOR ANALYSIS



SECTOR 1 = FL to I1, SECTOR 2 = I1 to FL, DIFF = Difference To Personal Best Lap, P = Crossed Finish Line in Pit Lane, D = Time Disallowed

P7		4 M		James SEATH		Kawasaki ZXR400 L9 - Ovenden Earthmoving	
IDEAL LAP TIME : 53.843		BEST LAP TIME : 53.843		DIFFERENCE : 0.000			
LAP	SECTOR 1	SECTOR 2	LAP TIME	MPH	DIFF	TIME OF DAY	
1 -	37.056	22.944	1:00.000	72.47	6.157	09:01:38.380	
2 -	34.526	22.536	57.062	76.20	3.219	09:02:35.442	
3 -	33.756	22.261	56.017	77.63	2.174	09:03:31.459	
4 -	33.677	22.229	55.906	77.78	2.063	09:04:27.365	
5 -	35.637	22.146	57.783	75.25	3.940	09:05:25.148	
6 -	34.169	22.052	56.221	77.34	2.378	09:06:21.369	
7 -	32.983	21.813	54.796 (2)	79.35	0.953	09:07:16.165	
8 -	33.926	21.806	55.732 (3)	78.02	1.889	09:08:11.897	
9 -	<b>32.298</b>	<b>21.545</b>	<b>53.843 (1)</b>	<b>80.76</b>		<b>09:09:05.740</b>	
10 -	33.744	22.632	56.376	77.13	2.533	09:10:02.116	
11 -	33.412	22.791	56.203	77.37	2.360	09:10:58.319	
12 -	33.491	24.436	57.927	75.07	4.084	09:11:56.246	

P8		67 GP		Paul METCALFE		Honda RS250 -	
IDEAL LAP TIME : 54.086		BEST LAP TIME : 54.111		DIFFERENCE : 0.025			
LAP	SECTOR 1	SECTOR 2	LAP TIME	MPH	DIFF	TIME OF DAY	
1 -	38.149	23.876	1:02.025	70.11	7.914	09:01:41.298	
2 -	33.952	22.201	56.153	77.44	2.042	09:02:37.451	
3 -	33.123	21.593	54.716 (3)	79.47	0.605	09:03:32.167	
4 -	33.153	21.963	55.116	78.89	1.005	09:04:27.283	
5 -	34.264	21.975	56.239	77.32	2.128	09:05:23.522	
6 -	32.622	21.545	54.167 (2)	80.28	0.056	09:06:17.689	
7 -	<b>32.578</b>	22.557	55.135	78.87	1.024	09:07:12.824	
8 -	32.603	<b>21.508</b>	<b>54.111 (1)</b>	<b>80.36</b>		<b>09:08:06.935</b>	
9 -	33.148	22.080	55.228	78.73	1.117	09:09:02.163	

P9		85 M		James ROBINSON		Kawasaki ZXR400 - claire palastanga ceramics	
IDEAL LAP TIME : 54.016		BEST LAP TIME : 54.137		DIFFERENCE : 0.121			
LAP	SECTOR 1	SECTOR 2	LAP TIME	MPH	DIFF	TIME OF DAY	
1 -	34.841	23.290	58.131	74.80	3.994	09:02:06.626	
2 -	33.645	22.380	56.025	77.61	1.888	09:03:02.651	
3 -	33.573	22.397	55.970	77.69	1.833	09:03:58.621	
4 -	32.403	22.386	54.789	79.37	0.652	09:04:53.410	
5 -	<b>32.218</b>	21.919	<b>54.137 (1)</b>	<b>80.32</b>		<b>09:05:47.547</b>	
6 -	32.549	<b>21.798</b>	54.347 (2)	80.01	0.210	09:06:41.894	
7 -	32.439	22.035	54.474 (3)	79.82	0.337	09:07:36.368	
8 -	33.234	21.980	55.214	78.75	1.077	09:08:31.582	
9 -	32.883	22.176	55.059	78.98	0.922	09:09:26.641	
10 -	32.672	22.009	54.681	79.52	0.544	09:10:21.322	
11 -	33.171	22.298	55.469	78.39	1.332	09:11:16.791	
12 -	32.590	22.528	55.118	78.89	0.981	09:12:11.909	

P10		155 GP		Roy CHAPMAN		Yamaha TZ350 - Self	
IDEAL LAP TIME : 54.233		BEST LAP TIME : 54.369		DIFFERENCE : 0.136			
LAP	SECTOR 1	SECTOR 2	LAP TIME	MPH	DIFF	TIME OF DAY	
1 -	37.715	24.456	1:02.171	69.94	7.802	09:01:54.966	
2 -	36.545	23.207	59.752	72.77	5.383	09:02:54.718	
3 -	34.415	21.977	56.392	77.11	2.023	09:03:51.110	
4 -	33.347	22.304	55.651	78.14	1.282	09:04:46.761	
5 -	33.174	22.277	55.451	78.42	1.082	09:05:42.212	
6 -	33.938	22.122	56.060	77.57	1.691	09:06:38.272	
7 -	33.739	22.582	56.321	77.21	1.952	09:07:34.593	
8 -	32.725	21.644	<b>54.369 (1)</b>	<b>79.98</b>		<b>09:08:28.962</b>	
9 -	32.886	<b>21.626</b>	54.512 (3)	79.77	0.143	09:09:23.474	
10 -	32.790	22.690	55.480	78.38	1.111	09:10:18.954	
11 -	32.654	23.509	56.163	77.42	1.794	09:11:15.117	
12 -	<b>32.607</b>	21.847	54.454 (2)	79.85	0.085	09:12:09.571	



# BMCRC - MRO Championships 2023 - Rnd 8 @ Brands Hatch Indy

## BMCRC Formula 400 & INTA Motorcycles Blue Haze GP 2-Stroke

### QUALIFYING - SECTOR ANALYSIS



SECTOR 1 = FL to I1, SECTOR 2 = I1 to FL, DIFF = Difference To Personal Best Lap, P = Crossed Finish Line in Pit Lane, D = Time Disallowed

P11 53 GP		Mark WHITING		Yamaha TZ250 - Mark whiting			
IDEAL LAP TIME : 54.895		BEST LAP TIME : 54.895		DIFFERENCE : 0.000			
LAP	SECTOR 1	SECTOR 2	LAP TIME	MPH	DIFF	TIME OF DAY	
1 -	43.494	24.605	1:08.099	63.85	13.204	09:01:46.568	
2 -	35.698	23.470	59.168	73.49	4.273	09:02:45.736	
3 -	34.671	22.724	57.395	75.76	2.500	09:03:43.131	
4 -	34.077	22.812	56.889	76.44	1.994	09:04:40.020	
5 -	34.243	22.622	56.865	76.47	1.970	09:05:36.885	
6 -	33.863	22.228	56.091	77.52	1.196	09:06:32.976	
7 -	<b>32.994</b>	<b>21.901</b>	<b>54.895 (1)</b>	<b>79.21</b>		<b>09:07:27.871</b>	
8 -	33.309	22.478	55.787 (3)	77.95	0.892	09:08:23.658	
9 -	33.429	22.303	55.732 (2)	78.02	0.837	09:09:19.390	
10 -	35.193	22.483	57.676	75.39	2.781	09:10:17.066	

P12 123 S/R		Mark GALLAGHER		Honda RVF 400 -			
IDEAL LAP TIME : 55.232		BEST LAP TIME : 55.415		DIFFERENCE : 0.183			
LAP	SECTOR 1	SECTOR 2	LAP TIME	MPH	DIFF	TIME OF DAY	
1 -	OUTLAP	24.441	1:07.340	64.57	11.925	09:04:08.249	
2 -	35.752	23.511	59.263	73.37	3.848	09:05:07.512	
3 -	35.196	23.392	58.588	74.22	3.173	09:06:06.100	
4 -	35.281	22.588	57.869	75.14	2.454	09:07:03.969	
5 -	34.669	23.589	58.258	74.64	2.843	09:08:02.227	
6 -	34.079	22.226	56.305 (3)	77.23	0.890	09:08:58.532	
7 -	35.227	22.440	57.667	75.40	2.252	09:09:56.199	
8 -	35.157	<b>22.057</b>	57.214	76.00	1.799	09:10:53.413	
9 -	33.421	22.542	55.963 (2)	77.70	0.548	09:11:49.376	
10 -	<b>33.175</b>	22.240	<b>55.415 (1)</b>	<b>78.47</b>		<b>09:12:44.791</b>	

P13 12 GP		Adrian MARTIN		Yamaha TZ250 - Strategic business development & support ltd			
IDEAL LAP TIME : 54.775		BEST LAP TIME : 55.559		DIFFERENCE : 0.784			
LAP	SECTOR 1	SECTOR 2	LAP TIME	MPH	DIFF	TIME OF DAY	
1 -	39.917	24.268	1:04.185	67.75	8.626	09:01:52.164	
2 -	35.324	23.178	58.502	74.33	2.943	09:02:50.666	
3 -	34.856	22.656	57.512	75.61	1.953	09:03:48.178	
4 -	34.291	23.530	57.821	75.20	2.262	09:04:45.999	
5 -	33.744	22.229	55.973	77.69	0.414	09:05:41.972	
6 -	33.696	21.978	55.674 (3)	78.10	0.115	09:06:37.646	
7 -	34.091	23.931	58.022	74.94	2.463	09:07:35.668	
8 -	33.681	<b>21.878</b>	<b>55.559 (1)</b>	<b>78.27</b>		<b>09:08:31.227</b>	
9 -	<b>32.897</b>	22.670	55.567 (2)	78.25	0.008	09:09:26.794	
10 -	33.721	21.964	55.685	78.09	0.126	09:10:22.479	
11 -	34.319	22.863	57.182	76.04	1.623	09:11:19.661	
12 -	33.196	23.995	57.191	76.03	1.632	09:12:16.852	

P14 3 GP		Tom BARRETT		Honda RS250 -			
IDEAL LAP TIME : 55.174		BEST LAP TIME : 55.584		DIFFERENCE : 0.410			
LAP	SECTOR 1	SECTOR 2	LAP TIME	MPH	DIFF	TIME OF DAY	
1 -	41.009	24.852	1:05.861	66.02	10.277	09:01:44.718	
2 -	35.826	23.180	59.006	73.69	3.422	09:02:43.724	
3 -	34.294	22.835	57.129	76.11	1.545	09:03:40.853	
4 -	35.500	22.651	58.151	74.78	2.567	09:04:39.004	
5 -	34.142	22.769	56.911	76.41	1.327	09:05:35.915	
6 -	33.652	22.417	56.069 (3)	77.55	0.485	09:06:31.984	
7 -	33.353	22.360	55.713 (2)	78.05	0.129	09:07:27.697	
8 -	34.489	22.208	56.697	76.69	1.113	09:08:24.394	
9 -	33.887	<b>22.205</b>	56.092	77.52	0.508	09:09:20.486	
10 -	34.718	22.887	57.605	75.49	2.021	09:10:18.091	
11 -	33.398	24.386	57.784	75.25	2.200	09:11:15.875	
12 -	<b>32.969</b>	22.615	<b>55.584 (1)</b>	<b>78.23</b>		<b>09:12:11.459</b>	

# BMCRC - MRO Championships 2023 - Rnd 8 @ Brands Hatch Indy

## BMCRC Formula 400 & INTA Motorcycles Blue Haze GP 2-Stroke

### QUALIFYING - SECTOR ANALYSIS



SECTOR 1 = FL to I1, SECTOR 2 = I1 to FL, DIFF = Difference To Personal Best Lap, P = Crossed Finish Line in Pit Lane, D = Time Disallowed

P15 65 M		Andrew MOXON		Kawasaki ZXR 400 - Helix Homes Developments ltd			
IDEAL LAP TIME : 55.709		BEST LAP TIME : 55.709		DIFFERENCE : 0.000			
LAP	SECTOR 1	SECTOR 2	LAP TIME	MPH	DIFF	TIME OF DAY	
1 -	41.592	25.809	1:07.401	64.51	11.692	09:01:53.765	
2 -	37.630	24.879	1:02.509	69.56	6.800	09:02:56.274	
3 -	37.000	22.829	59.829	72.68	4.120	09:03:56.103	
4 -	34.632	22.557	57.189	76.03	1.480	09:04:53.292	
5 -	34.388	22.385	56.773	76.59	1.064	09:05:50.065	
6 -	34.036	22.373	56.409 (2)	77.09	0.700	09:06:46.474	
7 -	33.781	23.267	57.048	76.22	1.339	09:07:43.522	
8 -	33.968	22.559	56.527 (3)	76.92	0.818	09:08:40.049	
9 -	<b>33.471</b>	<b>22.238</b>	<b>55.709 (1)</b>	<b>78.05</b>		<b>09:09:35.758</b>	

P16 152 S		Sean GOLDSMITH		Honda NC30 - Vanguard motorsport			
IDEAL LAP TIME : 55.834		BEST LAP TIME : 55.834		DIFFERENCE : 0.000			
LAP	SECTOR 1	SECTOR 2	LAP TIME	MPH	DIFF	TIME OF DAY	
1 -	36.279	23.360	59.639	72.91	3.805	09:01:44.447	
2 -	34.210	22.895	57.105	76.15	1.271	09:02:41.552	
3 -	34.329	22.620	56.949	76.35	1.115	09:03:38.501	
4 -	33.768	22.549	56.317 (2)	77.21	0.483	09:04:34.818	
5 -	33.768	22.962	56.730	76.65	0.896	09:05:31.548	
6 -	34.082	22.600	56.682	76.71	0.848	09:06:28.230	
7 -	33.545	23.137	56.682	76.71	0.848	09:07:24.912	
8 -	<b>33.478</b>	<b>22.356</b>	<b>55.834 (1)</b>	<b>77.88</b>		<b>09:08:20.746</b>	
9 -	33.615	23.131	56.746	76.63	0.912	09:09:17.492	
10 -	33.764	22.572	56.336 (3)	77.19	0.502	09:10:13.828	
11 -	33.949	22.535	56.484	76.98	0.650	09:11:10.312	
12 -	33.959	22.794	56.753	76.62	0.919	09:12:07.065	

P17 115 S/R		Jake DONKERSLEY		Honda VFR400 NC30 -			
IDEAL LAP TIME : 56.060		BEST LAP TIME : 56.060		DIFFERENCE : 0.000			
LAP	SECTOR 1	SECTOR 2	LAP TIME	MPH	DIFF	TIME OF DAY	
1 -	41.891	25.351	1:07.242	64.67	11.182	09:01:55.057	
2 -	37.742	24.234	1:01.976	70.16	5.916	09:02:57.033	
3 -	37.938	23.802	1:01.740	70.43	5.680	09:03:58.773	
4 -	35.981	23.509	59.490	73.09	3.430	09:04:58.263	
5 -	36.113	23.177	59.290	73.34	3.230	09:05:57.553	
6 -	34.511	22.658	57.169	76.06	1.109	09:06:54.722	
7 -	34.659	22.470	57.129	76.11	1.069	09:07:51.851	
8 -	34.323	22.547	56.870 (2)	76.46	0.810	09:08:48.721	
9 -	34.217	22.831	57.048 (3)	76.22	0.988	09:09:45.769	
10 -	38.226	25.119	1:03.345	68.64	7.285	09:10:49.114	
11 -	34.387	23.707	58.094	74.85	2.034	09:11:47.208	
12 -	<b>33.673</b>	<b>22.387</b>	<b>56.060 (1)</b>	<b>77.57</b>		<b>09:12:43.268</b>	

P18 277 GP		Richard HAYWARD		Yamaha TZ 250 4DP - GForce/Hayward R Ltd/SnapOn			
IDEAL LAP TIME : 55.954		BEST LAP TIME : 56.303		DIFFERENCE : 0.349			
LAP	SECTOR 1	SECTOR 2	LAP TIME	MPH	DIFF	TIME OF DAY	
1 -	42.150	24.573	1:06.723	65.17	10.420	09:01:53.170	
2 -	34.990	22.837	57.827	75.20	1.524	09:02:50.997	
3 -	34.706	22.718	57.424	75.72	1.121	09:03:48.421	
4 -	34.060	22.833	56.893 (3)	76.43	0.590	09:04:45.314	
5 -	<b>33.916</b>	<b>22.387</b>	<b>56.303 (1)</b>	<b>77.23</b>		<b>09:05:41.617</b>	
6 -	34.290	<b>22.038</b>	56.328 (2)	77.20	0.025	09:06:37.945	
7 -	34.215	23.808	58.023	74.94	1.720	09:07:35.968	

# BMCRC - MRO Championships 2023 - Rnd 8 @ Brands Hatch Indy

## BMCRC Formula 400 & INTA Motorcycles Blue Haze GP 2-Stroke

### QUALIFYING - SECTOR ANALYSIS



SECTOR 1 = FL to I1, SECTOR 2 = I1 to FL, DIFF = Difference To Personal Best Lap, P = Crossed Finish Line in Pit Lane, D = Time Disallowed

P19		7 M		Roy DEWHURST		Kawasaki ZXR 400 - Dawn	
IDEAL LAP TIME : 56.401		BEST LAP TIME : 56.401		DIFFERENCE : 0.000			
LAP	SECTOR 1	SECTOR 2	LAP TIME	MPH	DIFF	TIME OF DAY	
1 -	38.702	23.525	1:02.227	69.88	5.826	09:01:58.172	
2 -	36.247	24.195	1:00.442	71.94	4.041	09:02:58.614	
3 -	36.860	23.475	1:00.335	72.07	3.934	09:03:58.949	
4 -	36.186	22.929	59.115	73.56	2.714	09:04:58.064	
5 -	34.979	22.509	57.488	75.64	1.087	09:05:55.552	
6 -	<b>34.252</b>	<b>22.149</b>	<b>56.401 (1)</b>	<b>77.10</b>		<b>09:06:51.953</b>	
7 -	34.861	22.601	57.462 (3)	75.67	1.061	09:07:49.415	
8 -	35.226	22.164	57.390 (2)	75.77	0.989	09:08:46.805	
9 -	34.442	23.941	58.383	74.48	1.982	09:09:45.188	
10 -	35.689	22.785	58.474	74.36	2.073	09:10:43.662	
11 -	34.311	24.124	58.435	74.41	2.034	09:11:42.097	
12 -	34.620	23.095	57.715	75.34	1.314	09:12:39.812	

P20		90 S		Steve RAPA		-	
IDEAL LAP TIME : 56.495		BEST LAP TIME : 56.576		DIFFERENCE : 0.081			
LAP	SECTOR 1	SECTOR 2	LAP TIME	MPH	DIFF	TIME OF DAY	
1 -	37.598	23.913	1:01.511	70.69	4.935	09:01:58.196	
2 -	35.293	23.706	58.999	73.70	2.423	09:02:57.195	
3 -	35.491	22.905	58.396	74.46	1.820	09:03:55.591	
4 -	34.101	23.109	57.210	76.01	0.634	09:04:52.801	
5 -	33.935	22.743	56.678 (3)	76.72	0.102	09:05:49.479	
6 -	34.149	22.963	57.112	76.14	0.536	09:06:46.591	
7 -	34.213	23.439	57.652	75.42	1.076	09:07:44.243	
8 -	34.020	22.644	56.664 (2)	76.74	0.088	09:08:40.907	
9 -	34.374	<b>22.626</b>	57.000	76.29	0.424	09:09:37.907	
10 -	34.057	22.773	56.830	76.51	0.254	09:10:34.737	
11 -	<b>33.869</b>	22.707	<b>56.576 (1)</b>	<b>76.86</b>		<b>09:11:31.313</b>	
12 -	34.963	24.079	59.042	73.65	2.466	09:12:30.355	

P21		74 GP		James CHANDLER		Honda RS250 - Finchams two strokes	
IDEAL LAP TIME : 56.397		BEST LAP TIME : 56.657		DIFFERENCE : 0.260			
LAP	SECTOR 1	SECTOR 2	LAP TIME	MPH	DIFF	TIME OF DAY	
1 -	38.175	24.037	1:02.212	69.89	5.555	09:01:40.700	
2 -	35.812	23.296	59.108	73.57	2.451	09:02:39.808	
3 -	34.835	22.822	57.657	75.42	1.000	09:03:37.465	
4 -	34.157	22.887	57.044	76.23	0.387	09:04:34.509	
5 -	33.927	23.021	56.948 (2)	76.36	0.291	09:05:31.457	
6 -	34.931	22.821	57.752	75.29	1.095	09:06:29.209	
7 -	34.205	22.775	56.980 (3)	76.31	0.323	09:07:26.189	
8 -	34.897	22.845	57.742	75.31	1.085	09:08:23.931	
9 -	33.937	<b>22.720</b>	<b>56.657 (1)</b>	<b>76.75</b>		<b>09:09:20.588</b>	
10 -	35.290	23.002	58.292	74.60	1.635	09:10:18.880	
11 -	<b>33.677</b>	24.034	57.711	75.35	1.054	09:11:16.591	
12 -	34.481	24.062	58.543	74.28	1.886	09:12:15.134	

# BMCRC - MRO Championships 2023 - Rnd 8 @ Brands Hatch Indy

## BMCRC Formula 400 & INTA Motorcycles Blue Haze GP 2-Stroke

### QUALIFYING - SECTOR ANALYSIS



SECTOR 1 = FL to I1, SECTOR 2 = I1 to FL, DIFF = Difference To Personal Best Lap, P = Crossed Finish Line in Pit Lane, D = Time Disallowed

P22 52 GP Stephen BAYLEY			Yamaha TZ 250 - Mander Organ Builders			
IDEAL LAP TIME : 57.605		BEST LAP TIME : 57.605		DIFFERENCE : 0.000		
LAP	SECTOR 1	SECTOR 2	LAP TIME	MPH	DIFF	TIME OF DAY
1 -	39.270	23.924	1:03.194	68.81	5.589	09:01:41.207
2 -	36.349	23.635	59.984	72.49	2.379	09:02:41.191
3 -	36.120	23.245	59.365	73.25	1.760	09:03:40.556
4 -	36.173	23.102	59.275	73.36	1.670	09:04:39.831
5 -	35.289	22.735	58.024 (2)	74.94	0.419	09:05:37.855
6 -	35.773	23.477	59.250	73.39	1.645	09:06:37.105
7 -	35.706	24.033	59.739	72.79	2.134	09:07:36.844
8 -	35.391	23.262	58.653	74.14	1.048	09:08:35.497
9 -	35.233	22.905	58.138 (3)	74.79	0.533	09:09:33.635
10 -	36.143	22.873	59.016	73.68	1.411	09:10:32.651
<b>11 -</b>	<b>34.976</b>	<b>22.629</b>	<b>57.605 (1)</b>	<b>75.49</b>		<b>09:11:30.256</b>
12 -	35.798	23.898	59.696	72.84	2.091	09:12:29.952

P23 145 GP Pete FISHWICK			Yamaha TZ250 - 2T Engineering			
IDEAL LAP TIME : 57.491		BEST LAP TIME : 57.726		DIFFERENCE : 0.235		
LAP	SECTOR 1	SECTOR 2	LAP TIME	MPH	DIFF	TIME OF DAY
1 -	40.508	25.764	1:06.272	65.61	8.546	09:01:52.621
2 -	36.983	24.314	1:01.297	70.94	3.571	09:02:53.918
3 -	36.283	23.297	59.580	72.98	1.854	09:03:53.498
4 -	35.732	23.796	59.528	73.05	1.802	09:04:53.026
5 -	35.764	23.218	58.982	73.72	1.256	09:05:52.008
6 -	34.771	23.124	57.895 (3)	75.11	0.169	09:06:49.903
7 -	34.594	23.175	57.769 (2)	75.27	0.043	09:07:47.672
8 -	35.043	23.096	58.139	74.79	0.413	09:08:45.811
9 -	34.599	23.746	58.345	74.53	0.619	09:09:44.156
10 -	35.184	<b>22.977</b>	58.161	74.76	0.435	09:10:42.317
<b>11 -</b>	<b>34.514</b>	23.212	<b>57.726 (1)</b>	<b>75.33</b>		<b>09:11:40.043</b>
12 -	34.880	23.246	58.126	74.81	0.400	09:12:38.169

P24 101 S/R Francesco ROSSATO			Kawasaki ZXR400 -			
IDEAL LAP TIME : 57.564		BEST LAP TIME : 57.795		DIFFERENCE : 0.231		
LAP	SECTOR 1	SECTOR 2	LAP TIME	MPH	DIFF	TIME OF DAY
1 -	41.208	24.843	1:06.051	65.83	8.256	09:02:03.250
2 -	37.968	24.195	1:02.163	69.95	4.368	09:03:05.413
3 -	36.858	24.103	1:00.961	71.33	3.166	09:04:06.374
4 -	36.300	24.810	1:01.110	71.16	3.315	09:05:07.484
5 -	38.319	24.568	1:02.887	69.14	5.092	09:06:10.371
6 -	35.520	23.512	59.032	73.66	1.237	09:07:09.403
7 -	<b>34.620</b>	23.324	57.944 (2)	75.04	0.149	09:08:07.347
<b>8 -</b>	34.851	<b>22.944</b>	<b>57.795 (1)</b>	<b>75.24</b>		<b>09:09:05.142</b>
9 -	34.670	23.948	58.618 (3)	74.18	0.823	09:10:03.760
10 -	35.395	23.786	59.181	73.47	1.386	09:11:02.941
11 -	35.237	25.006	1:00.243	72.18	2.448	09:12:03.184
12 -	34.899	26.386	1:01.285	70.95	3.490	09:13:04.469

P25 60 GP Danny GOUGH			Yamaha TZ250 - G Force Motorcycles			
IDEAL LAP TIME : 57.613		BEST LAP TIME : 58.130		DIFFERENCE : 0.517		
LAP	SECTOR 1	SECTOR 2	LAP TIME	MPH	DIFF	TIME OF DAY
1 -	37.754	25.262	1:03.016	69.00	4.886	09:02:09.759
2 -	36.744	23.420	1:00.164	72.27	2.034	09:03:09.923
3 -	36.023	23.577	59.600	72.96	1.470	09:04:09.523
4 -	35.901	23.396	59.297	73.33	1.167	09:05:08.820
5 -	35.643	<b>23.009</b>	58.652	74.14	0.522	09:06:07.472
6 -	35.136	23.077	58.213 (2)	74.70	0.083	09:07:05.685
7 -	35.463	23.043	58.506 (3)	74.32	0.376	09:08:04.191
<b>8 -</b>	34.844	23.286	<b>58.130 (1)</b>	<b>74.80</b>		<b>09:09:02.321</b>
9 -	34.946	24.484	59.430	73.17	1.300	09:10:01.751
10 -	37.297	23.485	1:00.782	71.54	2.652	09:11:02.533

# BMCRC - MRO Championships 2023 - Rnd 8 @ Brands Hatch Indy

## BMCRC Formula 400 & INTA Motorcycles Blue Haze GP 2-Stroke

### QUALIFYING - SECTOR ANALYSIS



SECTOR 1 = FL to I1, SECTOR 2 = I1 to FL, DIFF = Difference To Personal Best Lap, P = Crossed Finish Line in Pit Lane, D = Time Disallowed

P26		6 R		Aleisha LAYTON		Kawasaki NINJA 300 -	
IDEAL LAP TIME : 58.500		BEST LAP TIME : 58.545		DIFFERENCE : 0.045			
LAP	SECTOR 1	SECTOR 2	LAP TIME	MPH	DIFF	TIME OF DAY	
1 -	41.094	25.621	1:06.715	65.18	8.170	09:01:55.488	
2 -	37.722	24.376	1:02.098	70.02	3.553	09:02:57.586	
3 -	36.984	24.213	1:01.197	71.05	2.652	09:03:58.783	
4 -	36.400	23.786	1:00.186	72.25	1.641	09:04:58.969	
5 -	35.729	24.041	59.770	72.75	1.225	09:05:58.739	
6 -	35.313	23.712	59.025 (2)	73.67	0.480	09:06:57.764	
7 -	36.097	<b>23.468</b>	59.565 (3)	73.00	1.020	09:07:57.329	
8 -	<b>35.032</b>	23.513	<b>58.545 (1)</b>	<b>74.27</b>		<b>09:08:55.874</b>	
9 -	36.165	23.581	59.746	72.78	1.201	09:09:55.620	
10 -	37.087	23.508	1:00.595	71.76	2.050	09:10:56.215	
11 -	35.470	24.444	59.914	72.58	1.369	09:11:56.129	

P27		42 S		David ATKINS		Honda CBR 400 NC29 - DA PLUMBING and MECHANICAL LTI	
IDEAL LAP TIME : 58.633		BEST LAP TIME : 58.633		DIFFERENCE : 0.000			
LAP	SECTOR 1	SECTOR 2	LAP TIME	MPH	DIFF	TIME OF DAY	
1 -	42.280	26.106	1:08.386	63.58	9.753	09:01:56.484	
2 -	37.023	24.697	1:01.720	70.45	3.087	09:02:58.204	
3 -	37.067	25.064	1:02.131	69.99	3.498	09:04:00.335	
4 -	36.087	23.835	59.922	72.57	1.289	09:05:00.257	
5 -	36.039	23.540	59.579 (3)	72.98	0.946	09:05:59.836	
6 -	35.902	23.460	59.362 (2)	73.25	0.729	09:06:59.198	
7 -	35.679	24.053	59.732	72.80	1.099	09:07:58.930	
8 -	<b>35.432</b>	<b>23.201</b>	<b>58.633 (1)</b>	<b>74.16</b>		<b>09:08:57.563</b>	
9 -	36.695	24.740	1:01.435	70.78	2.802	09:09:58.998	
10 -	36.100	23.778	59.878	72.62	1.245	09:10:58.876	

P28		17 R		Freddie BATE		Kawasaki NINJA 300 - hartjay	
IDEAL LAP TIME : 58.266		BEST LAP TIME : 58.741		DIFFERENCE : 0.475			
LAP	SECTOR 1	SECTOR 2	LAP TIME	MPH	DIFF	TIME OF DAY	
1 -	40.482	26.322	1:06.804	65.09	8.063	09:01:58.511	
2 -	37.697	24.266	1:01.963	70.18	3.222	09:03:00.474	
3 -	36.098	23.866	59.964	72.52	1.223	09:04:00.438	
4 -	35.729	23.923	59.652	72.89	0.911	09:05:00.090	
5 -	35.285	23.456	<b>58.741 (1)</b>	<b>74.03</b>		<b>09:05:58.831</b>	
6 -	35.512	23.941	59.453 (3)	73.14	0.712	09:06:58.284	
7 -	35.816	23.772	59.588	72.97	0.847	09:07:57.872	
8 -	35.423	23.630	59.053 (2)	73.63	0.312	09:08:56.925	
9 -	36.002	23.551	59.553	73.02	0.812	09:09:56.478	
10 -	37.413	<b>23.392</b>	1:00.805	71.51	2.064	09:10:57.283	
11 -	<b>34.874</b>	25.649	1:00.523	71.85	1.782	09:11:57.806	
12 -	35.396	25.576	1:00.972	71.32	2.231	09:12:58.778	

P29		116 S		Andrew WILKINS		Kawasaki ZXR 400 - David Simon Tuning	
IDEAL LAP TIME : 58.775		BEST LAP TIME : 59.109		DIFFERENCE : 0.334			
LAP	SECTOR 1	SECTOR 2	LAP TIME	MPH	DIFF	TIME OF DAY	
1 -	39.821	25.120	1:04.941	66.96	5.832	09:01:58.453	
2 -	37.283	24.153	1:01.436	70.78	2.327	09:02:59.889	
3 -	37.854	26.095	1:03.949	68.00	4.840	09:04:03.838	
4 -	37.718	24.069	1:01.787	70.38	2.678	09:05:05.625	
5 -	35.964	23.941	59.905	72.59	0.796	09:06:05.530	
6 -	36.042	23.421	59.463 (2)	73.13	0.354	09:07:04.993	
7 -	<b>35.372</b>	23.737	<b>59.109 (1)</b>	<b>73.56</b>		<b>09:08:04.102</b>	
8 -	36.185	<b>23.403</b>	59.588 (3)	72.97	0.479	09:09:03.690	
9 -	35.998	24.058	1:00.056	72.40	0.947	09:10:03.746	
10 -	37.356	24.068	1:01.424	70.79	2.315	09:11:05.170	
11 -	35.509	25.036	1:00.545	71.82	1.436	09:12:05.715	

# BMCRC - MRO Championships 2023 - Rnd 8 @ Brands Hatch Indy

## BMCRC Formula 400 & INTA Motorcycles Blue Haze GP 2-Strokes

### QUALIFYING - SECTOR ANALYSIS



SECTOR 1 = FL to I1, SECTOR 2 = I1 to FL, DIFF = Difference To Personal Best Lap, P = Crossed Finish Line in Pit Lane, D = Time Disallowed

P30 199 GP		Michael FROST		Yamaha TZ250 4DP -			
IDEAL LAP TIME : 58.969		BEST LAP TIME : 59.120		DIFFERENCE : 0.151			
LAP	SECTOR 1	SECTOR 2	LAP TIME	MPH	DIFF	TIME OF DAY	
1 -	40.481	25.168	1:05.649	66.24	6.529	09:02:02.699	
2 -	37.997	24.014	1:02.011	70.12	2.891	09:03:04.710	
3 -	36.685	24.149	1:00.834	71.48	1.714	09:04:05.544	
4 -	36.814	24.363	1:01.177	71.08	2.057	09:05:06.721	
5 -	<b>35.903</b>	23.305	59.208 (2)	73.44	0.088	09:06:05.929	
6 -	36.406	<b>23.066</b>	59.472 (3)	73.12	0.352	09:07:05.401	
7 -	35.952	23.168	<b>59.120 (1)</b>	<b>73.55</b>		<b>09:08:04.521</b>	
8 -	35.985	25.564	1:01.549	70.65	2.429	09:09:06.070	

P31 27 S/R		Lucian Silviu SINCA		Kawasaki ZX400R -			
IDEAL LAP TIME : 59.165		BEST LAP TIME : 59.523		DIFFERENCE : 0.358			
LAP	SECTOR 1	SECTOR 2	LAP TIME	MPH	DIFF	TIME OF DAY	
1 -	41.234	26.086	1:07.320	64.59	7.797	09:01:54.881	
2 -	37.146	24.930	1:02.076	70.05	2.553	09:02:56.957	
3 -	37.207	24.201	1:01.408	70.81	1.885	09:03:58.365	
4 -	<b>35.647</b>	24.014	59.661 (3)	72.88	0.138	09:04:58.026	
5 -	35.789	23.940	59.729	72.80	0.206	09:05:57.755	
6 -	35.787	23.736	<b>59.523 (1)</b>	<b>73.05</b>		<b>09:06:57.278</b>	
7 -	35.900	23.674	59.574 (2)	72.99	0.051	09:07:56.852	
8 -	36.373	23.915	1:00.288	72.13	0.765	09:08:57.140	
9 -	37.042	<b>23.518</b>	1:00.560	71.80	1.037	09:09:57.700	
10 -	37.042	23.799	1:00.841	71.47	1.318	09:10:58.541	
11 -	35.810	24.026	59.836	72.67	0.313	09:11:58.377	
12 -	36.379	24.702	1:01.081	71.19	1.558	09:12:59.458	

P32 100 M		Karl TOOLE		Kawasaki ZXR 400 - KTMS			
IDEAL LAP TIME : 59.515		BEST LAP TIME : 59.626		DIFFERENCE : 0.111			
LAP	SECTOR 1	SECTOR 2	LAP TIME	MPH	DIFF	TIME OF DAY	
1 -	43.101	26.495	1:09.596	62.48	9.970	09:01:56.947	
2 -	37.309	24.214	1:01.523	70.68	1.897	09:02:58.470	
3 -	38.579	23.964	1:02.543	69.52	2.917	09:04:01.013	
4 -	36.742	24.201	1:00.943	71.35	1.317	09:05:01.956	
5 -	36.467	23.818	1:00.285	72.13	0.659	09:06:02.241	
6 -	36.354	<b>23.742</b>	1:00.096 (2)	72.36	0.470	09:07:02.337	
7 -	36.207	23.931	1:00.138 (3)	72.31	0.512	09:08:02.475	
8 -	<b>35.773</b>	23.853	<b>59.626 (1)</b>	<b>72.93</b>		<b>09:09:02.101</b>	

P33 24 S		Harley GODZISZ		Honda NC30 - SonicRacing.co.uk			
IDEAL LAP TIME : 1:00.204		BEST LAP TIME : 1:00.541		DIFFERENCE : 0.337			
LAP	SECTOR 1	SECTOR 2	LAP TIME	MPH	DIFF	TIME OF DAY	
1 -	42.085	25.875	1:07.960	63.98	7.419	09:02:13.517	
2 -	37.739	25.345	1:03.084	68.93	2.543	09:03:16.601	
3 -	37.627	24.726	1:02.353	69.74	1.812	09:04:18.954	
4 -	38.773	26.200	1:04.973	66.92	4.432	09:05:23.927	
5 -	36.537	<b>24.106</b>	1:00.643 (2)	71.70	0.102	09:06:24.570	
6 -	36.634	24.416	1:01.050	71.23	0.509	09:07:25.620	
7 -	36.742	24.183	1:00.925	71.37	0.384	09:08:26.545	
8 -	36.610	24.390	1:01.000	71.28	0.459	09:09:27.545	
9 -	36.741	24.157	1:00.898 (3)	71.40	0.357	09:10:28.443	
10 -	36.285	24.903	1:01.188	71.06	0.647	09:11:29.631	
11 -	<b>36.098</b>	24.443	<b>1:00.541 (1)</b>	<b>71.82</b>		<b>09:12:30.172</b>	

# BMCRC - MRO Championships 2023 - Rnd 8 @ Brands Hatch Indy

## BMCRC Formula 400 & INTA Motorcycles Blue Haze GP 2-Stroke

### QUALIFYING - SECTOR ANALYSIS



SECTOR 1 = FL to I1, SECTOR 2 = I1 to FL, DIFF = Difference To Personal Best Lap, P = Crossed Finish Line in Pit Lane, D = Time Disallowed

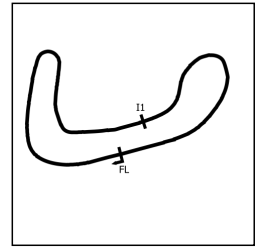
<b>P34</b>		<b>2 S/R</b>		<b>Kees RAMSEY</b>		Kawasaki NINJA 400CC -	
IDEAL LAP TIME : 1:01.080		BEST LAP TIME : 1:01.080		DIFFERENCE : 0.000			
LAP	SECTOR 1	SECTOR 2	LAP TIME	MPH	DIFF	TIME OF DAY	
1 -	41.900	25.996	1:07.896	64.04	6.816	09:02:00.912	
2 -	37.712	25.014	1:02.726	69.32	1.646	09:03:03.638	
3 -	37.472	24.680	1:02.152	69.96	1.072	09:04:05.790	
4 -	38.218	25.052	1:03.270	68.73	2.190	09:05:09.060	
5 -	38.380	24.657	1:03.037	68.98	1.957	09:06:12.097	
6 -	37.284	24.636	1:01.920	70.22	0.840	09:07:14.017	
7 -	37.119	24.966	1:02.085	70.04	1.005	09:08:16.102	
8 -	37.617	24.480	1:02.097	70.02	1.017	09:09:18.199	
<b>9 -</b>	<b>36.639</b>	<b>24.441</b>	<b>1:01.080 (1)</b>	<b>71.19</b>		<b>09:10:19.279</b>	
10 -	37.127	24.523	1:01.650 (2)	70.53	0.570	09:11:20.929	
11 -	37.249	24.607	1:01.856 (3)	70.30	0.776	09:12:22.785	

<b>P35</b>		<b>15 M</b>		<b>Luis VASCONCELOS</b>		Kawasaki NINJA 400 -	
IDEAL LAP TIME : 1:01.819		BEST LAP TIME : 1:02.578		DIFFERENCE : 0.759			
LAP	SECTOR 1	SECTOR 2	LAP TIME	MPH	DIFF	TIME OF DAY	
1 -	OUTLAP	25.801	1:15.245	57.79	12.667	09:04:03.075	
2 -	39.012	25.294	1:04.306	67.62	1.728	09:05:07.381	
3 -	38.172	<b>24.727</b>	1:02.899	69.13	0.321	09:06:10.280	
<b>4 -</b>	<b>37.592</b>	24.986	<b>1:02.578 (1)</b>	<b>69.49</b>		<b>09:07:12.858</b>	
5 -	37.871	24.918	1:02.789 (3)	69.25	0.211	09:08:15.647	
6 -	37.515	25.157	1:02.672 (2)	69.38	0.094	09:09:18.319	
7 -	37.861	25.175	1:03.036	68.98	0.458	09:10:21.355	
8 -	<b>37.092</b>	25.788	1:02.880	69.15	0.302	09:11:24.235	
9 -	37.911	26.135	1:04.046	67.89	1.468	09:12:28.281	

<b>P36</b>		<b>77 GP</b>		<b>Andrew GLASGOW</b>		Yamaha TZ250 5KE - Hiab service (hw) ltd	
IDEAL LAP TIME : 1:02.315		BEST LAP TIME : 1:02.852		DIFFERENCE : 0.537			
LAP	SECTOR 1	SECTOR 2	LAP TIME	MPH	DIFF	TIME OF DAY	
1 -	38.987	26.142	1:05.129 (3)	66.76	2.277	09:02:01.961	
<b>2 -</b>	<b>37.466</b>	25.386	<b>1:02.852 (1)</b>	<b>69.18</b>		<b>09:03:04.813</b>	
3 -	38.835	<b>24.849</b>	1:03.684 (2)	68.28	0.832	09:04:08.497	

<b>P37</b>		<b>911 M</b>		<b>Kian BUSA</b>		Kawasaki 400 NINJA -	
IDEAL LAP TIME : 1:03.052		BEST LAP TIME : 1:03.741		DIFFERENCE : 0.689			
LAP	SECTOR 1	SECTOR 2	LAP TIME	MPH	DIFF	TIME OF DAY	
1 -	42.852	26.555	1:09.407	62.65	5.666	09:02:10.252	
2 -	41.098	27.192	1:08.290	63.67	4.549	09:03:18.542	
3 -	40.226	25.881	1:06.107	65.78	2.366	09:04:24.649	
4 -	39.008	<b>25.131</b>	1:04.139	67.79	0.398	09:05:28.788	
5 -	38.697	25.405	1:04.102 (3)	67.83	0.361	09:06:32.890	
6 -	38.380	25.535	1:03.915 (2)	68.03	0.174	09:07:36.805	
<b>7 -</b>	<b>38.305</b>	25.436	<b>1:03.741 (1)</b>	<b>68.22</b>		<b>09:08:40.546</b>	
8 -	38.585	25.651	1:04.236	67.69	0.495	09:09:44.782	
9 -	38.880	25.618	1:04.498	67.42	0.757	09:10:49.280	
10 -	<b>37.921</b>	26.861	1:04.782	67.12	1.041	09:11:54.062	
11 -	38.467	27.190	1:05.657	66.23	1.916	09:12:59.719	

**BMCRC - MRO Championships 2023 - Rnd 8 @ Brands Hatch Indy**  
**BMCRC Formula 400 & INTA Motorcycles Blue Haze GP 2-Stroke**  
**QUALIFYING - SECTOR ANALYSIS**



SECTOR 1 = FL to I1, SECTOR 2 = I1 to FL, DIFF = Difference To Personal Best Lap, P = Crossed Finish Line in Pit Lane, D = Time Disallowed

<b>P38 98 S/R Dan HART</b>		Kawasaki ZXR400 -				
IDEAL LAP TIME : 1:05.984		BEST LAP TIME : 1:05.984		DIFFERENCE : 0.000		
LAP	SECTOR 1	SECTOR 2	LAP TIME	MPH	DIFF	TIME OF DAY
1 -	45.923	26.925	1:12.848	59.69	6.864	09:02:09.623
2 -	40.961	26.458	1:07.419	64.50	1.435	09:03:17.042
3 -	41.136	26.158	1:07.294 (2)	64.62	1.310	09:04:24.336
4 -	41.363	26.502	1:07.865	64.07	1.881	09:05:32.201
<b>5 -</b>	<b>39.997</b>	<b>25.987</b>	<b>1:05.984 (1)</b>	<b>65.90</b>		<b>09:06:38.185</b>
6 -	41.188	26.274	1:07.462	64.46	1.478	09:07:45.647
7 -	41.079	26.270	1:07.349 (3)	64.56	1.365	09:08:52.996
8 -	42.010	26.539	1:08.549	63.43	2.565	09:10:01.545



# BMCRC - MRO Championships 2023 - Rnd 8 @ Brands Hatch Indy

## BMCRC Formula 400 & INTA Motorcycles Blue Haze GP 2-Stroke

### QUALIFYING - BEST SECTORS

SECTOR 1				SECTOR 2				IDEAL / BEST COMPARISON				
POS	NO	NAME	TIME	NO	NAME	TIME	POS	NO	NAME	IDEAL	BEST	DIFF
									<b>PERFECT LAP</b>	<b>51.980</b>		
1	151	SMITH	<b>31.081</b>	151	SMITH	<b>20.899</b>	1	151	SMITH	51.980	52.361	<b>0.381</b>
2	8	ATKINSON	<b>31.498</b>	5	LEA	<b>20.953</b>	2	8	ATKINSON	52.502	52.776	<b>0.274</b>
3	25	SMITH	<b>31.536</b>	50	MORRISON	<b>20.995</b>	3	50	MORRISON	52.747	53.394	<b>0.647</b>
4	50	MORRISON	<b>31.752</b>	8	ATKINSON	<b>21.004</b>	4	25	SMITH	52.993	52.993	<b>0.000</b>
5	16	MAJOR	<b>31.886</b>	25	SMITH	<b>21.457</b>	5	5	LEA	53.120	53.267	<b>0.147</b>
6	5	LEA	<b>32.167</b>	16	MAJOR	<b>21.483</b>	6	16	MAJOR	53.369	53.408	<b>0.039</b>
7	85	ROBINSON	<b>32.218</b>	67	METCALFE	<b>21.508</b>	7	4	SEATH	53.843	53.843	<b>0.000</b>
8	4	SEATH	<b>32.298</b>	4	SEATH	<b>21.545</b>	8	85	ROBINSON	54.016	54.137	<b>0.121</b>
9	67	METCALFE	<b>32.578</b>	155	CHAPMAN	<b>21.626</b>	9	67	METCALFE	54.086	54.111	<b>0.025</b>
10	155	CHAPMAN	<b>32.607</b>	85	ROBINSON	<b>21.798</b>	10	155	CHAPMAN	54.233	54.369	<b>0.136</b>
11	12	MARTIN	<b>32.897</b>	12	MARTIN	<b>21.878</b>	11	12	MARTIN	54.775	55.559	<b>0.784</b>
12	3	BARRETT	<b>32.969</b>	53	WHITING	<b>21.901</b>	12	53	WHITING	54.895	54.895	<b>0.000</b>
13	53	WHITING	<b>32.994</b>	277	HAYWARD	<b>22.038</b>	13	3	BARRETT	55.174	55.584	<b>0.410</b>
14	123	GALLAGHER	<b>33.175</b>	123	GALLAGHER	<b>22.057</b>	14	123	GALLAGHER	55.232	55.415	<b>0.183</b>
15	65	MOXON	<b>33.471</b>	7	DEWHURST	<b>22.149</b>	15	65	MOXON	55.709	55.709	<b>0.000</b>
16	152	GOLDSMITH	<b>33.478</b>	3	BARRETT	<b>22.205</b>	16	152	GOLDSMITH	55.834	55.834	<b>0.000</b>
17	115	DONKERSLEY	<b>33.673</b>	65	MOXON	<b>22.238</b>	17	277	HAYWARD	55.954	56.303	<b>0.349</b>
18	74	CHANDLER	<b>33.677</b>	152	GOLDSMITH	<b>22.356</b>	18	115	DONKERSLEY	56.060	56.060	<b>0.000</b>
19	90	RAPA	<b>33.869</b>	115	DONKERSLEY	<b>22.387</b>	19	74	CHANDLER	56.397	56.657	<b>0.260</b>
20	277	HAYWARD	<b>33.916</b>	90	RAPA	<b>22.626</b>	20	7	DEWHURST	56.401	56.401	<b>0.000</b>
21	7	DEWHURST	<b>34.252</b>	52	BAYLEY	<b>22.629</b>	21	90	RAPA	56.495	56.576	<b>0.081</b>
22	145	FISHWICK	<b>34.514</b>	74	CHANDLER	<b>22.720</b>	22	145	FISHWICK	57.491	57.726	<b>0.235</b>
23	60	GOUGH	<b>34.604</b>	101	ROSSATO	<b>22.944</b>	23	101	ROSSATO	57.564	57.795	<b>0.231</b>
24	101	ROSSATO	<b>34.620</b>	145	FISHWICK	<b>22.977</b>	24	52	BAYLEY	57.605	57.605	<b>0.000</b>
25	17	BATE	<b>34.874</b>	60	GOUGH	<b>23.009</b>	25	60	GOUGH	57.613	58.130	<b>0.517</b>
26	52	BAYLEY	<b>34.976</b>	199	FROST	<b>23.066</b>	26	17	BATE	58.266	58.741	<b>0.475</b>
27	6	LAYTON	<b>35.032</b>	42	ATKINS	<b>23.201</b>	27	6	LAYTON	58.500	58.545	<b>0.045</b>
28	116	WILKINS	<b>35.372</b>	17	BATE	<b>23.392</b>	28	42	ATKINS	58.633	58.633	<b>0.000</b>
29	42	ATKINS	<b>35.432</b>	116	WILKINS	<b>23.403</b>	29	116	WILKINS	58.775	59.109	<b>0.334</b>
30	27	SINCA	<b>35.647</b>	6	LAYTON	<b>23.468</b>	30	199	FROST	58.969	59.120	<b>0.151</b>
31	100	TOOLE	<b>35.773</b>	27	SINCA	<b>23.518</b>	31	27	SINCA	59.165	59.523	<b>0.358</b>
32	199	FROST	<b>35.903</b>	100	TOOLE	<b>23.742</b>	32	100	TOOLE	59.515	59.626	<b>0.111</b>
33	24	GODZISZ	<b>36.098</b>	24	GODZISZ	<b>24.106</b>	33	24	GODZISZ	1:00.204	1:00.541	<b>0.337</b>
34	2	RAMSEY	<b>36.639</b>	2	RAMSEY	<b>24.441</b>	34	2	RAMSEY	1:01.080	1:01.080	<b>0.000</b>
35	15	VASCONCELOS	<b>37.092</b>	15	VASCONCELOS	<b>24.727</b>	35	15	VASCONCELOS	1:01.819	1:02.578	<b>0.759</b>
36	77	GLASGOW	<b>37.466</b>	77	GLASGOW	<b>24.849</b>	36	77	GLASGOW	1:02.315	1:02.852	<b>0.537</b>
37	911	BUSA	<b>37.921</b>	911	BUSA	<b>25.131</b>	37	911	BUSA	1:03.052	1:03.741	<b>0.689</b>
38	98	HART	<b>39.997</b>	98	HART	<b>25.987</b>	38	98	HART	1:05.984	1:05.984	<b>0.000</b>

**BMCRC - MRO Championships 2023 - Rnd 8 @ Brands Hatch Indy**  
**BMCRC Formula 400 & INTA Motorcycles Blue Haze GP 2-Stroke**  
**QUALIFYING - STATISTICS**

**Competitors Started** 38  
**Planned Start** 2023-09-30 @ 09:00:00.000  
**Actual Start** 2023-09-30 @ 09:00:00.540  
**Finish Time** 2023-09-30 @ 09:12:03.899  
**Track Length** 1.2079mi.  
**Total Laps** 409  
**Total Distance Covered** 494.0497mi.

**Session Fastest Lap History**

NO	CL	NAME	LAP TIME	TIME OF DAY	LAP	VEHICLE
8	GP	Phil ATKINSON	1:00.121	09:01:31.935	1	Yamaha TZ350
50	GP	Sean MORRISON	58.438	09:01:32.975	1	Honda RS 250
5	GP	John LEA	58.349	09:01:37.036	1	Yamaha TZ 250
85	M	James ROBINSON	58.131	09:02:06.637	1	Kawasaki ZXR400
50	GP	Sean MORRISON	55.798	09:02:28.773	2	Honda RS 250
5	GP	John LEA	54.631	09:02:31.667	2	Yamaha TZ 250
8	GP	Phil ATKINSON	54.419	09:03:23.759	3	Yamaha TZ350
5	GP	John LEA	53.542	09:03:25.209	3	Yamaha TZ 250
8	GP	Phil ATKINSON	52.776	09:05:10.901	5	Yamaha TZ350
151	M	Nick SMITH	52.361	09:07:36.874	7	Kawasaki ZXR400

**Flag History**

TYPE	TIME OF DAY
GREEN	09:00:00.540
FINISH	09:12:03.899

**Flag Statistics**

TYPE	COUNT	TOTAL LAPS	TOTAL TIME
Green	1	13	13:08.834
Red	0	0	0.000
Safety Car	0	0	0.000
FCY	0	0	0.000

**BMCRC - MRO Championships 2023 - Rnd 8 @ Brands Hatch Indy**  
**BMCRC Formula 400 & INTA Motorcycles Blue Haze GP 2-Stroke**  
**QUALIFYING - STATISTICS**

**CLASS : M**

**9 Starters**

**Fastest Lap History**

NO	NAME	LAP TIME	TIME OF DAY	LAP	VEHICLE
4	James SEATH	<b>1:00.000</b>	09:01:38.407	1	Kawasaki ZXR400 L9
85	James ROBINSON	<b>58.131</b>	09:02:06.637	1	Kawasaki ZXR400
4	James SEATH	<b>57.062</b>	09:02:35.469	2	Kawasaki ZXR400 L9
25	Haydon SMITH	<b>56.250</b>	09:02:37.162	2	Kawasaki ZXR400
85	James ROBINSON	<b>56.025</b>	09:03:02.662	2	Kawasaki ZXR400
151	Nick SMITH	<b>55.086</b>	09:03:07.303	2	Kawasaki ZXR400
25	Haydon SMITH	<b>54.392</b>	09:03:31.544	3	Kawasaki ZXR400
25	Haydon SMITH	<b>53.973</b>	09:04:25.527	4	Kawasaki ZXR400
151	Nick SMITH	<b>53.188</b>	09:05:51.371	5	Kawasaki ZXR400
151	Nick SMITH	<b>53.174</b>	09:06:44.545	6	Kawasaki ZXR400
151	Nick SMITH	<b>52.361</b>	09:07:36.874	7	Kawasaki ZXR400

**BMCRC - MRO Championships 2023 - Rnd 8 @ Brands Hatch Indy**  
**BMCRC Formula 400 & INTA Motorcycles Blue Haze GP 2-Stroke**  
**QUALIFYING - STATISTICS**

**CLASS : S**

**6 Starters**

**Fastest Lap History**

NO	NAME	LAP TIME	TIME OF DAY	LAP	VEHICLE
16	Alan MAJOR	<b>1:00.707</b>	09:01:42.916	1	Kawasaki ZXR400
152	Sean GOLDSMITH	<b>59.639</b>	09:01:44.467	1	Honda NC30
16	Alan MAJOR	<b>57.842</b>	09:02:40.758	2	Kawasaki ZXR400
152	Sean GOLDSMITH	<b>57.105</b>	09:02:41.571	2	Honda NC30
16	Alan MAJOR	<b>55.341</b>	09:03:36.098	3	Kawasaki ZXR400
16	Alan MAJOR	<b>54.342</b>	09:04:30.443	4	Kawasaki ZXR400
16	Alan MAJOR	<b>53.475</b>	09:06:18.856	6	Kawasaki ZXR400
16	Alan MAJOR	<b>53.408</b>	09:08:06.422	8	Kawasaki ZXR400

# BMCRC - MRO Championships 2023 - Rnd 8 @ Brands Hatch Indy

## BMCRC Formula 400 & INTA Motorcycles Blue Haze GP 2-Stroke

### QUALIFYING - STATISTICS

CLASS : S/R

6 Starters

#### Fastest Lap History

NO	NAME	LAP TIME	TIME OF DAY	LAP	VEHICLE
27	Lucian Silviu SINCA	1:07.320	09:01:54.893	1	Kawasaki ZX400R
115	Jake DONKERSLEY	1:07.242	09:01:55.059	1	Honda VFR400 NC30
101	Francesco ROSSATO	1:06.051	09:02:03.259	1	Kawasaki ZXR400
27	Lucian Silviu SINCA	1:02.076	09:02:56.969	2	Kawasaki ZX400R
115	Jake DONKERSLEY	1:01.976	09:02:57.033	2	Honda VFR400 NC30
27	Lucian Silviu SINCA	1:01.408	09:03:58.377	3	Kawasaki ZX400R
101	Francesco ROSSATO	1:00.961	09:04:06.382	3	Kawasaki ZXR400
27	Lucian Silviu SINCA	59.661	09:04:58.038	4	Kawasaki ZX400R
115	Jake DONKERSLEY	59.490	09:04:58.302	4	Honda VFR400 NC30
123	Mark GALLAGHER	59.263	09:05:07.483	2	Honda RVF 400
123	Mark GALLAGHER	58.588	09:06:06.122	3	Honda RVF 400
115	Jake DONKERSLEY	57.169	09:06:54.763	6	Honda VFR400 NC30
115	Jake DONKERSLEY	57.129	09:07:51.892	7	Honda VFR400 NC30
115	Jake DONKERSLEY	56.870	09:08:48.763	8	Honda VFR400 NC30
123	Mark GALLAGHER	56.305	09:08:58.559	6	Honda RVF 400
123	Mark GALLAGHER	55.963	09:11:49.406	9	Honda RVF 400
123	Mark GALLAGHER	55.415	09:12:44.821	10	Honda RVF 400

**BMCRC - MRO Championships 2023 - Rnd 8 @ Brands Hatch Indy**  
**BMCRC Formula 400 & INTA Motorcycles Blue Haze GP 2-Stroke**  
**QUALIFYING - STATISTICS**

**CLASS : GP**

15 Starters

**Fastest Lap History**

NO	NAME	LAP TIME	TIME OF DAY	LAP	VEHICLE
8	Phil ATKINSON	1:00.121	09:01:31.935	1	Yamaha TZ350
50	Sean MORRISON	58.438	09:01:32.975	1	Honda RS 250
5	John LEA	58.349	09:01:37.036	1	Yamaha TZ 250
50	Sean MORRISON	55.798	09:02:28.773	2	Honda RS 250
5	John LEA	54.631	09:02:31.667	2	Yamaha TZ 250
8	Phil ATKINSON	54.419	09:03:23.759	3	Yamaha TZ350
5	John LEA	53.542	09:03:25.209	3	Yamaha TZ 250
8	Phil ATKINSON	52.776	09:05:10.901	5	Yamaha TZ350

**BMCRC - MRO Championships 2023 - Rnd 8 @ Brands Hatch Indy**  
**BMCRC Formula 400 & INTA Motorcycles Blue Haze GP 2-Stroke**  
**QUALIFYING - STATISTICS**

**CLASS : R**

**2 Starters**

**Fastest Lap History**

NO	NAME	LAP TIME	TIME OF DAY	LAP	VEHICLE
6	Aleisha LAYTON	<b>1:06.715</b>	09:01:55.497	1	Kawasaki NINJA 300
6	Aleisha LAYTON	<b>1:02.098</b>	09:02:57.595	2	Kawasaki NINJA 300
17	Freddie BATE	<b>1:01.963</b>	09:03:00.505	2	Kawasaki NINJA 300
6	Aleisha LAYTON	<b>1:01.197</b>	09:03:58.783	3	Kawasaki NINJA 300
17	Freddie BATE	<b>59.964</b>	09:04:00.429	3	Kawasaki NINJA 300
17	Freddie BATE	<b>59.652</b>	09:05:00.122	4	Kawasaki NINJA 300
17	Freddie BATE	<b>58.741</b>	09:05:58.823	5	Kawasaki NINJA 300
6	Aleisha LAYTON	<b>58.545</b>	09:08:55.883	8	Kawasaki NINJA 300

# BMCRC - MRO Championships 2023 - Rnd 8 @ Brands Hatch Indy

## BMCRC Formula 400 & INTA Motorcycles Blue Haze GP 2-Stroke

### RACE 1 - GRID (9 Laps)

ROW 13	39	577	Richard BUCKHAM	1:05.984	38	98	Dan HART	1:03.741	37	911	Kian BUSA
ROW 12	36	77	Andrew GLASGOW	1:02.852	35	15	Luis VASCONCELOS	1:02.578	34	2	Kees RAMSEY
ROW 11	33	24	Harley GODZISZ	1:00.541	32	100	Karl TOOLE	59.626	31	27	Lucian Silviu SINCA
ROW 10	30	199	Michael FROST	59.120	29	116	Andrew WILKINS	59.109	28	17	Freddie BATE
ROW 9	27	42	David ATKINS	58.633	26	6	Aleisha LAYTON	58.545	25	60	Danny GOUGH
ROW 8	24	101	Francesco ROSSATO	57.795	23	145	Pete FISHWICK	57.726	22	52	Stephen BAYLEY
ROW 7	21	74	James CHANDLER	56.657	20	90	Steve RAPA	56.576	19	7	Roy DEWHURST
ROW 6	18	277	Richard HAYWARD	56.303	17	115	Jake DONKERSLEY	56.060	16	152	Sean GOLDSMITH
ROW 5	15	65	Andrew MOXON	55.709	14	3	Tom BARRETT	55.584	13	12	Adrian MARTIN
ROW 4	12	123	Mark GALLAGHER	55.415	11	53	Mark WHITING	54.895	10	155	Roy CHAPMAN
ROW 3	9	85	James ROBINSON	54.137	8	67	Paul METCALFE	54.111	7	4	James SEATH
ROW 2	6	16	Alan MAJOR	53.408	5	50	Sean MORRISON	53.394	4	5	John LEA
ROW 1	3	25	Haydon SMITH	52.993	2	8	Phil ATKINSON	52.776	1	151	Nick SMITH

**Pole**

Brands Hatch Indy: 1.2079 miles

These results are provisional until the conclusion of any judicial and technical matters.

Clerk Of Course :	Stewards :	Timekeeper : <i>Craig Smith</i>
-------------------	------------	------------------------------------

Results can be found at [www.tsl-timing.com](http://www.tsl-timing.com)

Printed - 09:15 Saturday, 30 September 2023





## BMCRC - MRO Championships 2023 - Rnd 8 @ Brands Hatch Indy

### BMCRC Formula 400 & INTA Motorcycles Blue Haze GP 2-Stroke

#### RACE 1 - CLASSIFICATION

POS	NO	CL	PIC NAME	ENTRY	LAPS	TIME	GAP	DIFF	MPH	BEST	ON
1	151	M	1 Nick SMITH	Kawasaki ZXR400 - HI-Precision Engineering Ltd	9	7:55.813			82.25	52.092	5
2	5	GP	1 John LEA	Yamaha TZ 250 - P G & J Lea Plumbing & heating	9	7:57.264	1.451	1.451	82.00	51.949	6
3	50	GP	2 Sean MORRISON	Honda RS 250 - Fincham's two strokes	9	7:58.730	2.917	1.466	81.75	52.306	3
4	67	GP	3 Paul METCALFE	Honda RS250 -	9	8:07.335	11.522	8.605	80.30	52.908	8
5	16	S	1 Alan MAJOR	Kawasaki ZXR400 - Major Performance Developme	9	8:08.205	12.392	0.870	80.16	52.966	8
6	85	M	2 James ROBINSON	Kawasaki ZXR400 - claire palastanga ceramics	9	8:08.597	12.784	0.392	80.10	52.940	2
7	4	M	3 James SEATH	Kawasaki ZXR400 L9 - Ovenden Earthmoving	9	8:09.395	13.582	0.798	79.97	52.998	7
8	277*	GP	4 Richard HAYWARD	Yamaha TZ 250 4DP - GForce/Hayward R Ltd/Snap	9	8:18.509	22.696	9.114	78.50	52.692	8
9	155	GP	5 Roy CHAPMAN	Yamaha TZ350 - Self	9	8:19.813	24.000	1.304	78.30	54.128	6
10	65	M	4 Andrew MOXON	Kawasaki ZXR 400 - Helix Homes Developments Ltd	9	8:20.059	24.246	0.246	78.26	54.190	8
11	3	GP	6 Tom BARRETT	Honda RS250 -	9	8:22.362	26.549	2.303	77.90	54.483	8
12	123	S/R	1 Mark GALLAGHER	Honda RVF 400 -	9	8:24.924	29.111	2.562	77.51	54.830	3
13	12	GP	7 Adrian MARTIN	Yamaha TZ250 - Strategic business development &	9	8:27.424	31.611	2.500	77.12	54.967	8
14	53*	GP	8 Mark WHITING	Yamaha TZ250 - Mark whiting	9	8:29.673	33.860	2.249	76.78	54.135	3
15	152	S	2 Sean GOLDSMITH	Honda NC30 - Vanguard motorsport	9	8:31.370	35.557	1.697	76.53	55.774	3
16	90	S	3 Steve RAPA	-	9	8:32.349	36.536	0.979	76.38	55.501	4
17	74	GP	9 James CHANDLER	Honda RS250 - Finchams two strokes	9	8:34.018	38.205	1.669	76.14	55.652	7
18	7	M	5 Roy DEWHURST	Kawasaki ZXR 400 - Dawn	9	8:37.084	41.271	3.066	75.68	55.993	6
19	115	S/R	2 Jake DONKERSLEY	Honda VFR400 NC30 -	9	8:37.779	41.966	0.695	75.58	55.976	3
20	60	GP	10 Danny GOUGH	Yamaha TZ250 - G Force Motorcycles	9	8:46.850	51.037	9.071	74.28	57.087	8
21	101	S/R	3 Francesco ROSSATO	Kawasaki ZXR400 -	9	8:47.151	51.338	0.301	74.24	57.329	5
22	52	GP	11 Stephen BAYLEY	Yamaha TZ 250 - Mander Organ Builders	9	8:48.754	52.941	1.603	74.01	56.693	9
23	6	R	1 Aleisha LAYTON	Kawasaki NINJA 300 -	9	8:49.727	53.914	0.973	73.88	57.360	8
24	27	S/R	4 Lucian Silviu SINCA	Kawasaki ZX400R -	8	7:56.110	1 Lap	1 Lap	73.06	57.765	4
25	42	S	4 David ATKINS	Honda CBR 400 NC29 - DA PLUMBING and MECH	8	7:58.461	1 Lap	2.351	72.70	57.341	6
26	24	S	5 Harley GODZISZ	Honda NC30 - SonicRacing.co.uk	8	8:03.073	1 Lap	4.612	72.01	58.272	6
27	100	M	6 Karl TOOLE	Kawasaki ZXR 400 - KTMS	8	8:04.777	1 Lap	1.704	71.76	58.700	3
28	116	S	6 Andrew WILKINS	Kawasaki ZXR 400 - David Simon Tuning	8	8:05.511	1 Lap	0.734	71.65	58.585	7
29	2	S/R	5 Kees RAMSEY	Kawasaki NINJA 400CC -	8	8:10.061	1 Lap	4.550	70.98	59.414	7
30	911	M	7 Kian BUSA	Kawasaki 400 NINJA -	8	8:10.187	1 Lap	0.126	70.97	59.423	6
31	15	M	8 Luis VASCONCELOS	Kawasaki NINJA 400 -	8	8:26.177	1 Lap	15.990	68.72	1:00.652	7

#### NOT CLASSIFIED

DNF	25	M	Haydon SMITH	Kawasaki ZXR400 - HI-Precision Engineering Ltd	8	7:03.914	1 Lap		82.06	51.998	4
DNF	8	GP	Phil ATKINSON	Yamaha TZ350 - ROSE MOT/Q Oil Treatments	3	2:46.097	6 Laps	5 Laps	78.54	52.907	3
DNF	145	GP	Pete FISHWICK	Yamaha TZ250 - 2T Engineering	0						
DNF	77	GP	Andrew GLASGOW	Yamaha TZ250 5KE - Hiab service (hw) ltd	0						

#### FASTEST LAP

5	GP	John LEA	Yamaha TZ 250 - P G & J Lea Plumbing & heating	6	51.949	83.70 mph	134.71 kph
25	M	Haydon SMITH	Kawasaki ZXR400 - HI-Precision Engineering Ltd	4	51.998	83.63 mph	134.58 kph
16	S	Alan MAJOR	Kawasaki ZXR400 - Major Performance Developme	8	52.966	82.10 mph	132.13 kph
123	S/R	Mark GALLAGHER	Honda RVF 400 -	3	54.830	79.31 mph	127.63 kph
6	R	Aleisha LAYTON	Kawasaki NINJA 300 -	8	57.360	75.81 mph	122.00 kph

\* No. 53 - 10 second penalty - jump start

\* No. 277 - 10 second penalty - yellow flag infringement

Class M - 92.5% of Race Speed = 76.08 mph

Class GP - 92.5% of Race Speed = 75.85 mph

Class S - 92.5% of Race Speed = 74.14 mph

Class S/R - 92.5% of Race Speed = 71.69 mph

Class R - 92.5% of Race Speed = 68.33 mph

Weather / Track : Cloudy / Dry

These results are provisional until the conclusion of any judicial and technical matters.

Race Distance: 9 Laps / 10.87 miles

Brands Hatch Indy: 1.2079 miles

Date: 30/09/2023 Start: 11:46 Finish: 11:54

Clerk Of Course :

Stewards :

Timekeeper :

*Craig Smith*



# BMCRC - MRO Championships 2023 - Rnd 8 @ Brands Hatch Indy

## BMCRC Formula 400 & INTA Motorcycles Blue Haze GP 2-Stroke

### RACE 1 - POSITION CHART

No	Name	Lap Pos												
			1	2	3	4	5	6	7	8	9			
151	SMITH	1	151	151	151	151	151	151	151	151	151	151	151	151
8	ATKINSON	2	5	25	25	25	25	25	25	25	25	25	5	
25	SMITH	3	25	5	5	5	5	5	5	5	5	5	50	
5	LEA	4	50	50	50	50	50	50	50	50	50	50	67	
50	MORRISON	5	8	8	8	85	67	67	67	67	67	67	16	
16	MAJOR	6	67	85	85	67	16	16	16	16	16	16	277	
4	SEATH	7	16	16	16	16	85	85	85	85	85	85	85	
67	METCALFE	8	85	67	67	4	4	4	277	277	4	4	4	
85	ROBINSON	9	4	4	4	277	277	277	4	4	4	53		
155	CHAPMAN	10	53	53	53	53	53	53	53	53	65	155		
53	WHITING	11	123	277	277	65	65	65	65	53	65	65		
123	GALLAGHER	12	277	123	123	155	155	155	155	155	3	3		
12	MARTIN	13	65	65	65	123	3	3	3	3	123	123		
3	BARRETT	14	155	155	155	3	123	123	123	123	12	12		
65	MOXON	15	152	3	3	152	12	12	12	12	152	152		
152	GOLDSMITH	16	3	152	152	12	152	152	152	152	90	90		
115	DONKERSLEY	17	12	12	12	90	90	90	90	90	74	74		
277	HAYWARD	18	90	90	90	74	74	74	74	74	7	7		
7	DEWHURST	19	74	74	74	7	7	7	7	7	115	115		
90	RAPA	20	7	7	7	115	115	115	115	115	60	60		
74	CHANDLER	21	115	115	115	101	101	101	60	60	101	101		
52	BAYLEY	22	101	101	101	60	60	60	101	101	52	52		
145	FISHWICK	23	60	60	60	6	6	6	6	6	6	6		
101	ROSSATO	24	6	6	6	27	27	52	52	52	52	52		
60	GOUGH	25	27	27	27	52	52	27	27	27	27	27		
6	LAYTON	26	52	52	52	100	42	42	42	42	42	42		
42	ATKINS	27	42	100	100	42	100	100	100	100	24	24		
116	WILKINS	28	116	116	42	116	24	24	24	24	100	100		
27	SINCA	29	100	42	116	24	116	116	116	116	116	116		
100	TOOLE	30	911	24	24	911	911	911	911	911	2	2		
24	GODZISZ	31	24	911	911	2	2	2	2	2	911	911		
2	RAMSEY	32	2	2	2	15	15	15	15	15	15	15		
15	VASCONCELOS	33	15	15	15									
77	GLASGOW	34												
911	BUSA	35												

# BMCRC - MRO Championships 2023 - Rnd 8 @ Brands Hatch Indy

## BMCRC Formula 400 & INTA Motorcycles Blue Haze GP 2-Strokes

### RACE 1 - SECTOR ANALYSIS



SECTOR 1 = FL to I1, SECTOR 2 = I1 to FL, DIFF = Difference To Personal Best Lap, P = Crossed Finish Line in Pit Lane, D = Time Disallowed

P1 151 M Nick SMITH		Kawasaki ZXR400 - Hi-Precision Engineering Ltd				
IDEAL LAP TIME : 51.906		BEST LAP TIME : 52.092		DIFFERENCE : 0.186		
LAP	SECTOR 1	SECTOR 2	LAP TIME	MPH	DIFF	TIME OF DAY
1 -		21.094	57.493	75.63	5.401	11:47:47.508
2 -	31.323	21.080	52.403	82.98	0.311	11:48:39.911
3 -	31.284	21.155	52.439	82.92	0.347	11:49:32.350
4 -	31.522	20.946	52.468	82.88	0.376	11:50:24.818
5 -	31.273	<b>20.819</b>	<b>52.092 (1)</b>	<b>83.47</b>		<b>11:51:16.910</b>
6 -	31.234	20.891	52.125 (3)	83.42	0.033	11:52:09.035
7 -	31.289	20.927	52.216	83.28	0.124	11:53:01.251
8 -	31.234	21.246	52.480	82.86	0.388	11:53:53.731
9 -	<b>31.087</b>	21.010	52.097 (2)	83.47	0.005	11:54:45.828

P2 5 GP John LEA		Yamaha TZ 250 - P G & J Lea Plumbing & heating				
IDEAL LAP TIME : 51.803		BEST LAP TIME : 51.949		DIFFERENCE : 0.146		
LAP	SECTOR 1	SECTOR 2	LAP TIME	MPH	DIFF	TIME OF DAY
1 -		20.924	58.019	74.95	6.070	11:47:48.034
2 -	31.890	20.777	52.667	82.56	0.718	11:48:40.701
3 -	31.935	20.742	52.677	82.55	0.728	11:49:33.378
4 -	31.856	20.701	52.557	82.74	0.608	11:50:25.935
5 -	31.277	20.817	52.094 (2)	83.47	0.145	11:51:18.029
6 -	<b>31.164</b>	20.785	<b>51.949 (1)</b>	<b>83.70</b>		<b>11:52:09.978</b>
7 -	31.438	20.766	52.204 (3)	83.30	0.255	11:53:02.182
8 -	31.570	<b>20.639</b>	52.209	83.29	0.260	11:53:54.391
9 -	31.719	21.169	52.888	82.22	0.939	11:54:47.279

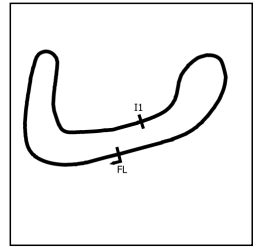
P3 50 GP Sean MORRISON		Honda RS 250 - Fincham's two strokes				
IDEAL LAP TIME : 52.059		BEST LAP TIME : 52.306		DIFFERENCE : 0.247		
LAP	SECTOR 1	SECTOR 2	LAP TIME	MPH	DIFF	TIME OF DAY
1 -		21.042	58.579	74.23	6.273	11:47:48.594
2 -	32.005	20.861	52.866	82.25	0.560	11:48:41.460
3 -	<b>31.401</b>	20.905	<b>52.306 (1)</b>	<b>83.13</b>		<b>11:49:33.766</b>
4 -	31.603	20.802	52.405	82.98	0.099	11:50:26.171
5 -	31.680	<b>20.658</b>	52.338 (2)	83.08	0.032	11:51:18.509
6 -	31.414	20.968	52.382 (3)	83.01	0.076	11:52:10.891
7 -	31.812	20.910	52.722	82.48	0.416	11:53:03.613
8 -	31.916	20.734	52.650	82.59	0.344	11:53:56.263
9 -	31.815	20.667	52.482	82.85	0.176	11:54:48.745

P4 67 GP Paul METCALFE		Honda RS250 -				
IDEAL LAP TIME : 52.580		BEST LAP TIME : 52.908		DIFFERENCE : 0.328		
LAP	SECTOR 1	SECTOR 2	LAP TIME	MPH	DIFF	TIME OF DAY
1 -		21.690	1:00.313	72.10	7.405	11:47:50.328
2 -	32.702	21.342	54.044	80.46	1.136	11:48:44.372
3 -	32.050	<b>20.929</b>	52.979 (2)	82.08	0.071	11:49:37.351
4 -	32.096	21.574	53.670	81.02	0.762	11:50:31.021
5 -	32.009	21.284	53.293	81.59	0.385	11:51:24.314
6 -	31.912	21.302	53.214 (3)	81.71	0.306	11:52:17.528
7 -	<b>31.651</b>	21.936	53.587	81.15	0.679	11:53:11.115
8 -	31.823	21.085	<b>52.908 (1)</b>	<b>82.19</b>		<b>11:54:04.023</b>
9 -	31.654	21.673	53.327	81.54	0.419	11:54:57.350

# BMCRC - MRO Championships 2023 - Rnd 8 @ Brands Hatch Indy

## BMCRC Formula 400 & INTA Motorcycles Blue Haze GP 2-Stroke

### RACE 1 - SECTOR ANALYSIS



SECTOR 1 = FL to I1, SECTOR 2 = I1 to FL, DIFF = Difference To Personal Best Lap, P = Crossed Finish Line in Pit Lane, D = Time Disallowed

<b>P5 16 S Alan MAJOR</b>		Kawasaki ZXR400 - Major Performance Developments				
IDEAL LAP TIME : 52.741		BEST LAP TIME : 52.966		DIFFERENCE : 0.225		
LAP	SECTOR 1	SECTOR 2	LAP TIME	MPH	DIFF	TIME OF DAY
1 -		22.011	1:00.558	71.80	7.592	11:47:50.573
2 -	32.290	<b>21.254</b>	53.544	81.21	0.578	11:48:44.117
3 -	31.773	21.356	53.129 (2)	81.84	0.163	11:49:37.246
4 -	32.067	21.879	53.946	80.61	0.980	11:50:31.192
5 -	31.589	21.750	53.339 (3)	81.52	0.373	11:51:24.531
6 -	32.017	21.595	53.612	81.11	0.646	11:52:18.143
7 -	31.697	22.027	53.724	80.94	0.758	11:53:11.867
8 -	31.565	21.401	<b>52.966 (1)</b>	<b>82.10</b>		<b>11:54:04.833</b>
9 -	<b>31.487</b>	21.900	53.387	81.45	0.421	11:54:58.220

<b>P6 85 M James ROBINSON</b>		Kawasaki ZXR400 - claire palastanga ceramics				
IDEAL LAP TIME : 52.818		BEST LAP TIME : 52.940		DIFFERENCE : 0.122		
LAP	SECTOR 1	SECTOR 2	LAP TIME	MPH	DIFF	TIME OF DAY
1 -		21.810	1:00.803	71.51	7.863	11:47:50.818
2 -	<b>31.536</b>	21.404	<b>52.940 (1)</b>	<b>82.14</b>		<b>11:48:43.758</b>
3 -	31.995	21.376	53.371 (3)	81.47	0.431	11:49:37.129
4 -	32.087	21.569	53.656	81.04	0.716	11:50:30.785
5 -	31.880	21.913	53.793	80.83	0.853	11:51:24.578
6 -	32.502	21.612	54.114	80.36	1.174	11:52:18.692
7 -	31.692	21.839	53.531	81.23	0.591	11:53:12.223
8 -	31.712	<b>21.282</b>	52.994 (2)	82.05	0.054	11:54:05.217
9 -	31.689	21.706	53.395	81.44	0.455	11:54:58.612

<b>P7 4 M James SEATH</b>		Kawasaki ZXR400 L9 - Ovenden Earthmoving				
IDEAL LAP TIME : 52.848		BEST LAP TIME : 52.998		DIFFERENCE : 0.150		
LAP	SECTOR 1	SECTOR 2	LAP TIME	MPH	DIFF	TIME OF DAY
1 -		21.950	1:01.117	71.15	8.119	11:47:51.132
2 -	32.777	21.450	54.227	80.19	1.229	11:48:45.359
3 -	32.197	21.801	53.998	80.53	1.000	11:49:39.357
4 -	32.425	21.560	53.985	80.55	0.987	11:50:33.342
5 -	31.967	21.357	53.324	81.55	0.326	11:51:26.666
6 -	31.930	<b>21.179</b>	53.109 (2)	81.88	0.111	11:52:19.775
7 -	31.719	21.279	<b>52.998 (1)</b>	<b>82.05</b>		<b>11:53:12.773</b>
8 -	31.940	21.201	53.141 (3)	81.83	0.143	11:54:05.914
9 -	<b>31.669</b>	21.827	53.496	81.28	0.498	11:54:59.410

<b>P8 277 GP Richard HAYWARD</b>		Yamaha TZ 250 4DP - GForce/Hayward R Ltd/SnapOn				
IDEAL LAP TIME : 52.572		BEST LAP TIME : 52.692		DIFFERENCE : 0.120		
LAP	SECTOR 1	SECTOR 2	LAP TIME	MPH	DIFF	TIME OF DAY
1 -		21.723	1:02.084	70.04	9.392	11:47:52.099
2 -	32.825	21.513	54.338	80.02	1.646	11:48:46.437
3 -	32.753	21.373	54.126	80.34	1.434	11:49:40.563
4 -	32.245	21.210	53.455	81.35	0.763	11:50:34.018
5 -	32.158	20.926	53.084	81.91	0.392	11:51:27.102
6 -	31.971	20.976	52.947 (3)	82.13	0.255	11:52:20.049
7 -	31.845	<b>20.853</b>	52.698 (2)	82.51	0.006	11:53:12.747
8 -	<b>31.719</b>	20.973	<b>52.692 (1)</b>	<b>82.52</b>		<b>11:54:05.439</b>
9 -	31.854	21.231	53.085	81.91	0.393	11:54:58.524

# BMCRC - MRO Championships 2023 - Rnd 8 @ Brands Hatch Indy

## BMCRC Formula 400 & INTA Motorcycles Blue Haze GP 2-Stroke

### RACE 1 - SECTOR ANALYSIS



SECTOR 1 = FL to I1, SECTOR 2 = I1 to FL, DIFF = Difference To Personal Best Lap, P = Crossed Finish Line in Pit Lane, D = Time Disallowed

P9 155 GP Roy CHAPMAN		Yamaha TZ350 - Self				
IDEAL LAP TIME : 53.671		BEST LAP TIME : 54.128		DIFFERENCE : 0.457		
LAP	SECTOR 1	SECTOR 2	LAP TIME	MPH	DIFF	TIME OF DAY
1 -		22.434	1:02.820	69.22	8.692	11:47:52.835
2 -	33.446	<b>21.213</b>	54.659	79.55	0.531	11:48:47.494
3 -	33.049	21.584	54.633 (3)	79.59	0.505	11:49:42.127
4 -	32.884	21.812	54.696	79.50	0.568	11:50:36.823
5 -	32.484	21.793	54.277 (2)	80.11	0.149	11:51:31.100
6 -	<b>32.458</b>	21.670	<b>54.128 (1)</b>	<b>80.33</b>		<b>11:52:25.228</b>
7 -	32.936	21.700	54.636	79.59	0.508	11:53:19.864
8 -	32.833	21.806	54.639	79.58	0.511	11:54:14.503
9 -	33.223	22.102	55.325	78.60	1.197	11:55:09.828

P10 65 M Andrew MOXON		Kawasaki ZXR 400 - Helix Homes Developments ltd				
IDEAL LAP TIME : 54.187		BEST LAP TIME : 54.190		DIFFERENCE : 0.003		
LAP	SECTOR 1	SECTOR 2	LAP TIME	MPH	DIFF	TIME OF DAY
1 -			1:02.162	69.95	7.972	11:47:52.177
2 -			55.092	78.93	0.902	11:48:47.269
3 -	33.076	<b>21.711</b>	54.787	79.37	0.597	11:49:42.056
4 -			54.508	79.77	0.318	11:50:36.564
5 -			54.237 (2)	80.17	0.047	11:51:30.801
6 -			54.344 (3)	80.01	0.154	11:52:25.145
7 -	32.897	21.747	54.644	79.58	0.454	11:53:19.789
8 -	<b>32.476</b>	21.714	<b>54.190 (1)</b>	<b>80.24</b>		<b>11:54:13.979</b>
9 -			56.095	77.52	1.905	11:55:10.074

P11 3 GP Tom BARRETT		Honda RS250 -				
IDEAL LAP TIME : 54.263		BEST LAP TIME : 54.483		DIFFERENCE : 0.220		
LAP	SECTOR 1	SECTOR 2	LAP TIME	MPH	DIFF	TIME OF DAY
1 -		21.944	1:03.385	68.60	8.902	11:47:53.400
2 -	33.231	21.500	54.731	79.45	0.248	11:48:48.131
3 -	33.236	21.728	54.964	79.11	0.481	11:49:43.095
4 -	32.868	21.826	54.694	79.50	0.211	11:50:37.789
5 -	33.180	21.543	54.723	79.46	0.240	11:51:32.512
6 -	33.166	<b>21.419</b>	54.585 (3)	79.66	0.102	11:52:27.097
7 -	<b>32.844</b>	21.729	54.573 (2)	79.68	0.090	11:53:21.670
8 -	32.966	21.517	<b>54.483 (1)</b>	<b>79.81</b>		<b>11:54:16.153</b>
9 -	33.448	22.776	56.224	77.34	1.741	11:55:12.377

P12 123 S/R Mark GALLAGHER		Honda RVF 400 -				
IDEAL LAP TIME : 54.665		BEST LAP TIME : 54.830		DIFFERENCE : 0.165		
LAP	SECTOR 1	SECTOR 2	LAP TIME	MPH	DIFF	TIME OF DAY
1 -		22.228	1:01.672	70.51	6.842	11:47:51.687
2 -	33.554	<b>21.816</b>	55.370	78.53	0.540	11:48:47.057
3 -	<b>32.849</b>	21.981	<b>54.830 (1)</b>	<b>79.31</b>		<b>11:49:41.887</b>
4 -	33.503	22.169	55.672	78.11	0.842	11:50:37.559
5 -	33.071	22.034	55.105 (2)	78.91	0.275	11:51:32.664
6 -	33.451	22.094	55.545	78.28	0.715	11:52:28.209
7 -	33.056	22.192	55.248 (3)	78.71	0.418	11:53:23.457
8 -	33.213	22.149	55.362	78.54	0.532	11:54:18.819
9 -	33.347	22.773	56.120	77.48	1.290	11:55:14.939

# BMCRC - MRO Championships 2023 - Rnd 8 @ Brands Hatch Indy

## BMCRC Formula 400 & INTA Motorcycles Blue Haze GP 2-Stroke

### RACE 1 - SECTOR ANALYSIS



SECTOR 1 = FL to I1, SECTOR 2 = I1 to FL, DIFF = Difference To Personal Best Lap, P = Crossed Finish Line in Pit Lane, D = Time Disallowed

P13 12 GP		Adrian MARTIN		Yamaha TZ250 - Strategic business development & support ltd			
IDEAL LAP TIME : 54.703		BEST LAP TIME : 54.967		DIFFERENCE : 0.264			
LAP	SECTOR 1	SECTOR 2	LAP TIME	MPH	DIFF	TIME OF DAY	
1 -		22.830	1:04.314	67.61	9.347	11:47:54.329	
2 -	33.606	22.167	55.773	77.96	0.806	11:48:50.102	
3 -	33.612	21.933	55.545	78.28	0.578	11:49:45.647	
4 -	33.655	<b>21.821</b>	55.476	78.38	0.509	11:50:41.123	
5 -	33.174	21.870	55.044 (2)	79.00	0.077	11:51:36.167	
6 -	33.427	22.034	55.461	78.40	0.494	11:52:31.628	
7 -	33.118	22.128	55.246 (3)	78.71	0.279	11:53:26.874	
8 -	32.998	21.969	<b>54.967 (1)</b>	<b>79.11</b>		<b>11:54:21.841</b>	
9 -	<b>32.882</b>	22.716	55.598	78.21	0.631	11:55:17.439	

P14 53 GP		Mark WHITING		Yamaha TZ250 - Mark whiting			
IDEAL LAP TIME : 54.135		BEST LAP TIME : 54.135		DIFFERENCE : 0.000			
LAP	SECTOR 1	SECTOR 2	LAP TIME	MPH	DIFF	TIME OF DAY	
1 -		22.071	1:01.592	70.60	7.457	11:47:51.607	
2 -	32.978	21.801	54.779	79.38	0.644	11:48:46.386	
3 -	<b>32.550</b>	<b>21.585</b>	<b>54.135 (1)</b>	<b>80.32</b>		<b>11:49:40.521</b>	
4 -	32.767	21.789	54.556 (2)	79.70	0.421	11:50:35.077	
5 -	32.697	21.883	54.580 (3)	79.67	0.445	11:51:29.657	
6 -	32.853	22.326	55.179	78.80	1.044	11:52:24.836	
7 -	32.765	21.883	54.648	79.57	0.513	11:53:19.484	
8 -	32.990	21.936	54.926	79.17	0.791	11:54:14.410	
9 -	33.209	22.069	55.278	78.66	1.143	11:55:09.688	

P15 152 S		Sean GOLDSMITH		Honda NC30 - Vanguard motorsport			
IDEAL LAP TIME : 55.591		BEST LAP TIME : 55.774		DIFFERENCE : 0.183			
LAP	SECTOR 1	SECTOR 2	LAP TIME	MPH	DIFF	TIME OF DAY	
1 -		22.515	1:03.323	68.67	7.549	11:47:53.338	
2 -	33.618	22.310	55.928	77.75	0.154	11:48:49.266	
3 -	33.491	<b>22.283</b>	<b>55.774 (1)</b>	<b>77.96</b>		<b>11:49:45.040</b>	
4 -	<b>33.308</b>	22.565	55.873 (3)	77.83	0.099	11:50:40.913	
5 -	33.682	22.536	56.218	77.35	0.444	11:51:37.131	
6 -	33.335	22.498	55.833 (2)	77.88	0.059	11:52:32.964	
7 -	33.668	22.437	56.105	77.50	0.331	11:53:29.069	
8 -	33.536	22.525	56.061	77.56	0.287	11:54:25.130	
9 -	33.748	22.507	56.255	77.30	0.481	11:55:21.385	

P16 90 S		Steve RAPA		-			
IDEAL LAP TIME : 55.501		BEST LAP TIME : 55.501		DIFFERENCE : 0.000			
LAP	SECTOR 1	SECTOR 2	LAP TIME	MPH	DIFF	TIME OF DAY	
1 -		22.993	1:04.763	67.14	9.262	11:47:54.778	
2 -	33.382	22.727	56.109	77.50	0.608	11:48:50.887	
3 -	33.411	22.237	55.648 (2)	78.14	0.147	11:49:46.535	
4 -	<b>33.281</b>	<b>22.220</b>	<b>55.501 (1)</b>	<b>78.35</b>		<b>11:50:42.036</b>	
5 -	33.871	22.512	56.383	77.12	0.882	11:51:38.419	
6 -	33.990	22.467	56.457	77.02	0.956	11:52:34.876	
7 -	33.579	22.254	55.833	77.88	0.332	11:53:30.709	
8 -	33.533	22.389	55.922	77.76	0.421	11:54:26.631	
9 -	33.387	22.346	55.733 (3)	78.02	0.232	11:55:22.364	

# BMCRC - MRO Championships 2023 - Rnd 8 @ Brands Hatch Indy

## BMCRC Formula 400 & INTA Motorcycles Blue Haze GP 2-Stroke

### RACE 1 - SECTOR ANALYSIS



SECTOR 1 = FL to I1, SECTOR 2 = I1 to FL, DIFF = Difference To Personal Best Lap, P = Crossed Finish Line in Pit Lane, D = Time Disallowed

P17 74 GP		James CHANDLER		Honda RS250 - Finchams two strokes		
IDEAL LAP TIME : 55.375		BEST LAP TIME : 55.652		DIFFERENCE : 0.277		
LAP	SECTOR 1	SECTOR 2	LAP TIME	MPH	DIFF	TIME OF DAY
1 -		22.998	1:05.033	66.86	9.381	11:47:55.048
2 -	33.775	22.817	56.592	76.84	0.940	11:48:51.640
3 -	33.424	22.529	55.953	77.71	0.301	11:49:47.593
4 -	<b>33.267</b>	22.506	55.773 (2)	77.96	0.121	11:50:43.366
5 -	33.724	22.510	56.234	77.33	0.582	11:51:39.600
6 -	33.619	22.420	56.039	77.59	0.387	11:52:35.639
7 -	33.544	<b>22.108</b>	<b>55.652 (1)</b>	<b>78.13</b>		<b>11:53:31.291</b>
8 -	33.618	22.155	55.773 (2)	77.96	0.121	11:54:27.064
9 -	34.062	22.907	56.969	76.33	1.317	11:55:24.033

P18 7 M		Roy DEWHURST		Kawasaki ZXR 400 - Dawn		
IDEAL LAP TIME : 55.825		BEST LAP TIME : 55.993		DIFFERENCE : 0.168		
LAP	SECTOR 1	SECTOR 2	LAP TIME	MPH	DIFF	TIME OF DAY
1 -		22.622	1:05.296	66.59	9.303	11:47:55.311
2 -	33.710	22.815	56.525	76.93	0.532	11:48:51.836
3 -	33.584	22.535	56.119 (3)	77.48	0.126	11:49:47.955
4 -	33.736	22.368	56.104 (2)	77.50	0.111	11:50:44.059
5 -	33.767	22.665	56.432	77.05	0.439	11:51:40.491
6 -	<b>33.511</b>	22.482	<b>55.993 (1)</b>	<b>77.66</b>		<b>11:52:36.484</b>
7 -	34.267	<b>22.314</b>	56.581	76.85	0.588	11:53:33.065
8 -	34.215	22.430	56.645	76.76	0.652	11:54:29.710
9 -	34.192	23.197	57.389	75.77	1.396	11:55:27.099

P19 115 S/R		Jake DONKERSLEY		Honda VFR400 NC30 -		
IDEAL LAP TIME : 55.915		BEST LAP TIME : 55.976		DIFFERENCE : 0.061		
LAP	SECTOR 1	SECTOR 2	LAP TIME	MPH	DIFF	TIME OF DAY
1 -		23.125	1:05.390	66.50	9.414	11:47:55.405
2 -	34.062	22.791	56.853	76.48	0.877	11:48:52.258
3 -	<b>33.635</b>	22.341	<b>55.976 (1)</b>	<b>77.68</b>		<b>11:49:48.234</b>
4 -	33.941	22.339	56.280	77.26	0.304	11:50:44.514
5 -	33.995	<b>22.280</b>	56.275 (3)	77.27	0.299	11:51:40.789
6 -	33.776	22.298	56.074 (2)	77.55	0.098	11:52:36.863
7 -	34.275	22.377	56.652	76.75	0.676	11:53:33.515
8 -	34.063	22.601	56.664	76.74	0.688	11:54:30.179
9 -	33.976	23.639	57.615	75.47	1.639	11:55:27.794

P20 60 GP		Danny GOUGH		Yamaha TZ250 - G Force Motorcycles		
IDEAL LAP TIME : 56.885		BEST LAP TIME : 57.087		DIFFERENCE : 0.202		
LAP	SECTOR 1	SECTOR 2	LAP TIME	MPH	DIFF	TIME OF DAY
1 -		23.118	1:06.560	65.33	9.473	11:47:56.575
2 -	34.858	22.770	57.628	75.45	0.541	11:48:54.203
3 -	34.676	23.196	57.872	75.14	0.785	11:49:52.075
4 -	34.868	<b>22.650</b>	57.518	75.60	0.431	11:50:49.593
5 -	34.549	22.800	57.349 (3)	75.82	0.262	11:51:46.942
6 -	34.895	22.840	57.735	75.32	0.648	11:52:44.677
7 -	34.446	22.833	57.279 (2)	75.91	0.192	11:53:41.956
8 -	<b>34.235</b>	22.852	<b>57.087 (1)</b>	<b>76.17</b>		<b>11:54:39.043</b>
9 -	34.239	23.583	57.822	75.20	0.735	11:55:36.865



# BMCRC - MRO Championships 2023 - Rnd 8 @ Brands Hatch Indy

## BMCRC Formula 400 & INTA Motorcycles Blue Haze GP 2-Stroke

### RACE 1 - SECTOR ANALYSIS



SECTOR 1 = FL to I1, SECTOR 2 = I1 to FL, DIFF = Difference To Personal Best Lap, P = Crossed Finish Line in Pit Lane, D = Time Disallowed

P21 101 S/R		Francesco ROSSATO		Kawasaki ZXR400 -		
IDEAL LAP TIME : 57.019		BEST LAP TIME : 57.329		DIFFERENCE : 0.310		
LAP	SECTOR 1	SECTOR 2	LAP TIME	MPH	DIFF	TIME OF DAY
1 -		23.263	1:06.474	65.41	9.145	11:47:56.489
2 -	34.342	23.078	57.420 (3)	75.73	0.091	11:48:53.909
3 -	34.820	23.300	58.120	74.82	0.791	11:49:52.029
4 -	34.620	<b>22.851</b>	57.471	75.66	0.142	11:50:49.500
5 -	34.416	22.913	<b>57.329 (1)</b>	<b>75.85</b>		<b>11:51:46.829</b>
6 -	34.797	22.970	57.767	75.27	0.438	11:52:44.596
7 -	34.361	23.107	57.468	75.67	0.139	11:53:42.064
8 -	34.873	22.896	57.769	75.27	0.440	11:54:39.833
9 -	<b>34.168</b>	23.165	57.333 (2)	75.84	0.004	11:55:37.166

P22 52 GP		Stephen BAYLEY		Yamaha TZ 250 - Mander Organ Builders		
IDEAL LAP TIME : 56.505		BEST LAP TIME : 56.693		DIFFERENCE : 0.188		
LAP	SECTOR 1	SECTOR 2	LAP TIME	MPH	DIFF	TIME OF DAY
1 -		23.991	1:08.229	63.73	11.536	11:47:58.244
2 -	36.012	22.861	58.873	73.86	2.180	11:48:57.117
3 -	35.399	22.605	58.004	74.97	1.311	11:49:55.121
4 -	35.253	22.399	57.652	75.42	0.959	11:50:52.773
5 -	35.281	22.281	57.562	75.54	0.869	11:51:50.335
6 -	35.333	22.690	58.023	74.94	1.330	11:52:48.358
7 -	34.681	22.275	56.956 (3)	76.35	0.263	11:53:45.314
8 -	34.689	<b>22.073</b>	56.762 (2)	76.61	0.069	11:54:42.076
9 -	<b>34.432</b>	22.261	<b>56.693 (1)</b>	<b>76.70</b>		<b>11:55:38.769</b>

P23 6 R		Aleisha LAYTON		Kawasaki NINJA 300 -		
IDEAL LAP TIME : 57.331		BEST LAP TIME : 57.360		DIFFERENCE : 0.029		
LAP	SECTOR 1	SECTOR 2	LAP TIME	MPH	DIFF	TIME OF DAY
1 -		23.426	1:07.428	64.49	10.068	11:47:57.443
2 -	35.060	23.345	58.405	74.45	1.045	11:48:55.848
3 -	34.723	22.926	57.649 (3)	75.43	0.289	11:49:53.497
4 -	<b>34.559</b>	22.951	57.510 (2)	75.61	0.150	11:50:51.007
5 -	34.607	23.142	57.749	75.30	0.389	11:51:48.756
6 -	34.814	22.925	57.739	75.31	0.379	11:52:46.495
7 -	34.804	23.041	57.845	75.17	0.485	11:53:44.340
8 -	34.588	<b>22.772</b>	<b>57.360 (1)</b>	<b>75.81</b>		<b>11:54:41.700</b>
9 -	34.827	23.215	58.042	74.92	0.682	11:55:39.742

P24 27 S/R		Lucian Silviu SINCA		Kawasaki ZX400R -		
IDEAL LAP TIME : 57.688		BEST LAP TIME : 57.765		DIFFERENCE : 0.077		
LAP	SECTOR 1	SECTOR 2	LAP TIME	MPH	DIFF	TIME OF DAY
1 -		23.761	1:07.928	64.01	10.163	11:47:57.943
2 -	35.304	23.334	58.638	74.16	0.873	11:48:56.581
3 -	34.857	23.118	57.975 (3)	75.00	0.210	11:49:54.556
4 -	34.736	<b>23.029</b>	<b>57.765 (1)</b>	<b>75.28</b>		<b>11:50:52.321</b>
5 -	<b>34.659</b>	23.139	57.798 (2)	75.23	0.033	11:51:50.119
6 -	35.160	23.222	58.382	74.48	0.617	11:52:48.501
7 -	35.691	23.279	58.970	73.74	1.205	11:53:47.471
8 -	35.232	23.422	58.654	74.13	0.889	11:54:46.125

# BMCRC - MRO Championships 2023 - Rnd 8 @ Brands Hatch Indy

## BMCRC Formula 400 & INTA Motorcycles Blue Haze GP 2-Stroke

### RACE 1 - SECTOR ANALYSIS



SECTOR 1 = FL to I1, SECTOR 2 = I1 to FL, DIFF = Difference To Personal Best Lap, P = Crossed Finish Line in Pit Lane, D = Time Disallowed

P25 42 S		David ATKINS		Honda CBR 400 NC29 - DA PLUMBING and MECHANICAL LTI			
IDEAL LAP TIME : 57.341		BEST LAP TIME : 57.341		DIFFERENCE : 0.000			
LAP	SECTOR 1	SECTOR 2	LAP TIME	MPH	DIFF	TIME OF DAY	
1 -		23.648	1:08.292	63.67	10.951	11:47:58.307	
2 -	35.017	27.239	1:02.256	69.85	4.915	11:49:00.563	
3 -	34.871	23.228	58.099	74.84	0.758	11:49:58.662	
4 -	34.616	23.855	58.471	74.37	1.130	11:50:57.133	
5 -	34.700	23.230	57.930 (3)	75.06	0.589	11:51:55.063	
6 -	<b>34.366</b>	<b>22.975</b>	<b>57.341 (1)</b>	<b>75.83</b>		<b>11:52:52.404</b>	
7 -	34.793	23.111	57.904 (2)	75.10	0.563	11:53:50.308	
8 -	34.683	23.485	58.168	74.75	0.827	11:54:48.476	

P26 24 S		Harley GODZISZ		Honda NC30 - SonicRacing.co.uk			
IDEAL LAP TIME : 58.190		BEST LAP TIME : 58.272		DIFFERENCE : 0.082			
LAP	SECTOR 1	SECTOR 2	LAP TIME	MPH	DIFF	TIME OF DAY	
1 -		24.490	1:10.622	61.57	12.350	11:48:00.637	
2 -	36.208	23.831	1:00.039	72.42	1.767	11:49:00.676	
3 -	35.470	23.273	58.743 (3)	74.02	0.471	11:49:59.419	
4 -	35.224	23.766	58.990	73.71	0.718	11:50:58.409	
5 -	35.386	<b>23.171</b>	58.557 (2)	74.26	0.285	11:51:56.966	
6 -	<b>35.019</b>	23.253	<b>58.272 (1)</b>	<b>74.62</b>		<b>11:52:55.238</b>	
7 -	35.583	23.367	58.950	73.76	0.678	11:53:54.188	
8 -	35.401	23.499	58.900	73.83	0.628	11:54:53.088	

P27 100 M		Karl TOOLE		Kawasaki ZXR 400 - KTMS			
IDEAL LAP TIME : 58.237		BEST LAP TIME : 58.700		DIFFERENCE : 0.463			
LAP	SECTOR 1	SECTOR 2	LAP TIME	MPH	DIFF	TIME OF DAY	
1 -		24.312	1:10.124	62.01	11.424	11:48:00.139	
2 -	35.096	23.659	58.755 (2)	74.01	0.055	11:48:58.894	
3 -	35.431	<b>23.269</b>	<b>58.700 (1)</b>	<b>74.08</b>		<b>11:49:57.594</b>	
4 -	35.480	23.754	59.234	73.41	0.534	11:50:56.828	
5 -	35.707	23.298	59.005	73.69	0.305	11:51:55.833	
6 -	35.468	23.509	58.977	73.73	0.277	11:52:54.810	
7 -	<b>34.968</b>	23.855	58.823 (3)	73.92	0.123	11:53:53.633	
8 -	37.342	23.817	1:01.159	71.10	2.459	11:54:54.792	

P28 116 S		Andrew WILKINS		Kawasaki ZXR 400 - David Simon Tuning			
IDEAL LAP TIME : 58.526		BEST LAP TIME : 58.585		DIFFERENCE : 0.059			
LAP	SECTOR 1	SECTOR 2	LAP TIME	MPH	DIFF	TIME OF DAY	
1 -		24.005	1:09.579	62.49	10.994	11:47:59.594	
2 -	35.569	23.949	59.518	73.06	0.933	11:48:59.112	
3 -	36.327	23.860	1:00.187	72.25	1.602	11:49:59.299	
4 -	35.287	23.713	59.000 (3)	73.70	0.415	11:50:58.299	
5 -	35.500	23.571	59.071	73.61	0.486	11:51:57.370	
6 -	35.657	<b>23.335</b>	58.992 (2)	73.71	0.407	11:52:56.362	
7 -	<b>35.191</b>	23.394	<b>58.585 (1)</b>	<b>74.22</b>		<b>11:53:54.947</b>	
8 -	36.825	23.754	1:00.579	71.78	1.994	11:54:55.526	

P29 2 S/R		Kees RAMSEY		Kawasaki NINJA 400CC -			
IDEAL LAP TIME : 58.963		BEST LAP TIME : 59.414		DIFFERENCE : 0.451			
LAP	SECTOR 1	SECTOR 2	LAP TIME	MPH	DIFF	TIME OF DAY	
1 -		24.673	1:11.536	60.78	12.122	11:48:01.551	
2 -	36.113	24.267	1:00.380	72.02	0.966	11:49:01.931	
3 -	35.819	24.114	59.933	72.55	0.519	11:50:01.864	
4 -	36.150	23.788	59.938	72.55	0.524	11:51:01.802	
5 -	36.036	23.524	59.560 (3)	73.01	0.146	11:52:01.362	
6 -	35.794	23.665	59.459 (2)	73.13	0.045	11:53:00.821	
7 -	36.105	<b>23.309</b>	<b>59.414 (1)</b>	<b>73.19</b>		<b>11:54:00.235</b>	
8 -	<b>35.654</b>	24.187	59.841	72.66	0.427	11:55:00.076	

# BMCRC - MRO Championships 2023 - Rnd 8 @ Brands Hatch Indy

## BMCRC Formula 400 & INTA Motorcycles Blue Haze GP 2-Stroke

### RACE 1 - SECTOR ANALYSIS



SECTOR 1 = FL to I1, SECTOR 2 = I1 to FL, DIFF = Difference To Personal Best Lap, P = Crossed Finish Line in Pit Lane, D = Time Disallowed

P30 911 M Kian BUSA		Kawasaki 400 NINJA -				
IDEAL LAP TIME : 59.132		BEST LAP TIME : 59.423		DIFFERENCE : 0.291		
LAP	SECTOR 1	SECTOR 2	LAP TIME	MPH	DIFF	TIME OF DAY
1 -		24.545	1:10.390	61.77	10.967	11:48:00.405
2 -	36.176	24.363	1:00.539	71.83	1.116	11:49:00.944
3 -	35.937	24.187	1:00.124	72.32	0.701	11:50:01.068
4 -	35.765	24.072	59.837	72.67	0.414	11:51:00.905
5 -	35.687	<b>23.849</b>	59.536 (2)	73.04	0.113	11:52:00.441
6 -	<b>35.283</b>	24.140	<b>59.423 (1)</b>	<b>73.18</b>		<b>11:52:59.864</b>
7 -	35.753	24.071	59.824 (3)	72.68	0.401	11:53:59.688
8 -	35.848	24.666	1:00.514	71.86	1.091	11:55:00.202

P31 15 M Luis VASCONCELOS		Kawasaki NINJA 400 -				
IDEAL LAP TIME : 1:00.652		BEST LAP TIME : 1:00.652		DIFFERENCE : 0.000		
LAP	SECTOR 1	SECTOR 2	LAP TIME	MPH	DIFF	TIME OF DAY
1 -		25.261	1:12.443	60.02	11.791	11:48:02.458
2 -	36.331	25.687	1:02.018 (3)	70.11	1.366	11:49:04.476
3 -	36.387	24.822	1:01.209 (2)	71.04	0.557	11:50:05.685
4 -	37.486	24.800	1:02.286	69.81	1.634	11:51:07.971
5 -	37.059	25.119	1:02.178	69.93	1.526	11:52:10.149
6 -	38.034	24.658	1:02.692	69.36	2.040	11:53:12.841
7 -	<b>36.137</b>	<b>24.515</b>	<b>1:00.652 (1)</b>	<b>71.69</b>		<b>11:54:13.493</b>
8 -	37.347	25.352	1:02.699	69.35	2.047	11:55:16.192

P32 25 M Haydon SMITH		Kawasaki ZXR400 - HI-Precision Engineering Ltd				
IDEAL LAP TIME : 51.930		BEST LAP TIME : 51.998		DIFFERENCE : 0.068		
LAP	SECTOR 1	SECTOR 2	LAP TIME	MPH	DIFF	TIME OF DAY
1 -		21.346	58.066	74.89	6.068	11:47:48.081
2 -	31.368	21.179	52.547	82.75	0.549	11:48:40.628
3 -	31.467	21.110	52.577	82.70	0.579	11:49:33.205
4 -	31.112	<b>20.886</b>	<b>51.998 (1)</b>	<b>83.63</b>		<b>11:50:25.203</b>
5 -	<b>31.044</b>	21.003	52.047 (3)	83.55	0.049	11:51:17.250
6 -	31.097	20.936	52.033 (2)	83.57	0.035	11:52:09.283
7 -	31.157	21.083	52.240	83.24	0.242	11:53:01.523
8 -	31.082	21.324	52.406	82.97	0.408	11:53:53.929

P33 8 GP Phil ATKINSON		Yamaha TZ350 - ROSE MOT/Q Oil Treatments				
IDEAL LAP TIME : 52.907		BEST LAP TIME : 52.907		DIFFERENCE : 0.000		
LAP	SECTOR 1	SECTOR 2	LAP TIME	MPH	DIFF	TIME OF DAY
1 -		21.486	59.974	72.50	7.067	11:47:49.989
2 -	31.989	21.227	53.216 (2)	81.71	0.309	11:48:43.205
3 -	<b>31.730</b>	<b>21.177</b>	<b>52.907 (1)</b>	<b>82.19</b>		<b>11:49:36.112</b>

# BMCRC - MRO Championships 2023 - Rnd 8 @ Brands Hatch Indy

## BMCRC Formula 400 & INTA Motorcycles Blue Haze GP 2-Stroke

### RACE 1 - BEST SECTORS

SECTOR 1			SECTOR 2			IDEAL / BEST COMPARISON						
POS	NO	NAME	TIME	NO	NAME	TIME	POS	NO	NAME	IDEAL	BEST	DIFF
									<b>PERFECT LAP</b>	<b>51.683</b>		
1	25	SMITH	31.044	5	LEA	20.639	1	5	LEA	51.803	51.949	0.146
2	151	SMITH	31.087	50	MORRISON	20.658	2	151	SMITH	51.906	52.092	0.186
3	5	LEA	31.164	151	SMITH	20.819	3	25	SMITH	51.930	51.998	0.068
4	50	MORRISON	31.401	277	HAYWARD	20.853	4	50	MORRISON	52.059	52.306	0.247
5	16	MAJOR	31.487	25	SMITH	20.886	5	277	HAYWARD	52.572	52.692	0.120
6	85	ROBINSON	31.536	67	METCALFE	20.929	6	67	METCALFE	52.580	52.908	0.328
7	67	METCALFE	31.651	8	ATKINSON	21.177	7	16	MAJOR	52.741	52.966	0.225
8	4	SEATH	31.669	4	SEATH	21.179	8	85	ROBINSON	52.818	52.940	0.122
9	277	HAYWARD	31.719	155	CHAPMAN	21.213	9	4	SEATH	52.848	52.998	0.150
10	8	ATKINSON	31.730	16	MAJOR	21.254	10	8	ATKINSON	52.907	52.907	0.000
11	155	CHAPMAN	32.458	85	ROBINSON	21.282	11	155	CHAPMAN	53.671	54.128	0.457
12	65	MOXON	32.476	3	BARRETT	21.419	12	53	WHITING	54.135	54.135	0.000
13	53	WHITING	32.550	53	WHITING	21.585	13	65	MOXON	54.187	54.190	0.003
14	3	BARRETT	32.844	65	MOXON	21.711	14	3	BARRETT	54.263	54.483	0.220
15	123	GALLAGHER	32.849	123	GALLAGHER	21.816	15	123	GALLAGHER	54.665	54.830	0.165
16	12	MARTIN	32.882	12	MARTIN	21.821	16	12	MARTIN	54.703	54.967	0.264
17	74	CHANDLER	33.267	52	BAYLEY	22.073	17	74	CHANDLER	55.375	55.652	0.277
18	90	RAPA	33.281	74	CHANDLER	22.108	18	90	RAPA	55.501	55.501	0.000
19	152	GOLDSMITH	33.308	90	RAPA	22.220	19	152	GOLDSMITH	55.591	55.774	0.183
20	7	DEWHURST	33.511	115	DONKERSLEY	22.280	20	7	DEWHURST	55.825	55.993	0.168
21	115	DONKERSLEY	33.635	152	GOLDSMITH	22.283	21	115	DONKERSLEY	55.915	55.976	0.061
22	101	ROSSATO	34.168	7	DEWHURST	22.314	22	52	BAYLEY	56.505	56.693	0.188
23	60	GOUGH	34.235	60	GOUGH	22.650	23	60	GOUGH	56.885	57.087	0.202
24	42	ATKINS	34.366	6	LAYTON	22.772	24	101	ROSSATO	57.019	57.329	0.310
25	52	BAYLEY	34.432	101	ROSSATO	22.851	25	6	LAYTON	57.331	57.360	0.029
26	6	LAYTON	34.559	42	ATKINS	22.975	26	42	ATKINS	57.341	57.341	0.000
27	27	SINCA	34.659	27	SINCA	23.029	27	27	SINCA	57.688	57.765	0.077
28	100	TOOLE	34.968	24	GODZISZ	23.171	28	24	GODZISZ	58.190	58.272	0.082
29	24	GODZISZ	35.019	100	TOOLE	23.269	29	100	TOOLE	58.237	58.700	0.463
30	116	WILKINS	35.191	2	RAMSEY	23.309	30	116	WILKINS	58.526	58.585	0.059
31	911	BUSA	35.283	116	WILKINS	23.335	31	2	RAMSEY	58.963	59.414	0.451
32	2	RAMSEY	35.654	911	BUSA	23.849	32	911	BUSA	59.132	59.423	0.291
33	15	VASCONCELOS	36.137	15	VASCONCELOS	24.515	33	15	VASCONCELOS	1:00.652	1:00.652	0.000
34												
35												

# BMCRC - MRO Championships 2023 - Rnd 8 @ Brands Hatch Indy

## BMCRC Formula 400 & INTA Motorcycles Blue Haze GP 2-Stroke

### RACE 1 - STATISTICS

**Competitors Started** 33  
**Planned Start** 2023-09-30 @ 11:30:00.000  
**Actual Start** 2023-09-30 @ 11:46:50.014  
**Finish Time** 2023-09-30 @ 11:54:45.827  
**Track Length** 1.2079mi.  
**Total Laps** 282  
**Total Distance Covered** 340.6406mi.

#### Session Fastest Lap History

NO	CL	NAME	LAP TIME	TIME OF DAY	LAP	VEHICLE
151	M	Nick SMITH	52.403	11:48:39.921	2	Kawasaki ZXR400
50	GP	Sean MORRISON	52.306	11:49:33.772	3	Honda RS 250
25	M	Haydon SMITH	51.998	11:50:25.214	4	Kawasaki ZXR400
5	GP	John LEA	51.949	11:52:09.997	6	Yamaha TZ 250

#### Session Leader History

NO	CL	NAME	FROM LAP	LAPS LED	DISTANCE	VEHICLE
151	M	Nick SMITH	1	9	10.87 miles	Kawasaki ZXR400

#### Flag History

TYPE	TIME OF DAY
GREEN	11:46:50.014
FINISH	11:54:45.827

#### Flag Statistics

TYPE	COUNT	TOTAL LAPS	TOTAL TIME
Green	1	9	9:04.913
Red	0	0	0.000
Safety Car	0	0	0.000
FCY	0	0	0.000

# BMCRC - MRO Championships 2023 - Rnd 8 @ Brands Hatch Indy

## BMCRC Formula 400 & INTA Motorcycles Blue Haze GP 2-Stroke

### RACE 1 - STATISTICS

**CLASS : M**

9 Starters

#### Fastest Lap History

NO	NAME	LAP TIME	TIME OF DAY	LAP	VEHICLE
151	Nick SMITH	52.403	11:48:39.921	2	Kawasaki ZXR400
25	Haydon SMITH	51.998	11:50:25.214	4	Kawasaki ZXR400

#### Leader History

NO	NAME	FROM LAP	LAPS LED	DISTANCE	VEHICLE
151	Nick SMITH	1	9	10.87 miles	Kawasaki ZXR400

# BMCRC - MRO Championships 2023 - Rnd 8 @ Brands Hatch Indy

## BMCRC Formula 400 & INTA Motorcycles Blue Haze GP 2-Stroke

### RACE 1 - STATISTICS

**CLASS : S**

6 Starters

#### Fastest Lap History

NO	NAME	LAP TIME	TIME OF DAY	LAP	VEHICLE
16	Alan MAJOR	<b>53.544</b>	11:48:44.127	2	Kawasaki ZXR400
16	Alan MAJOR	<b>53.129</b>	11:49:37.255	3	Kawasaki ZXR400
16	Alan MAJOR	<b>52.966</b>	11:54:04.846	8	Kawasaki ZXR400

#### Leader History

NO	NAME	FROM LAP	LAPS LED	DISTANCE	VEHICLE
16	Alan MAJOR	1	9	10.87 miles	Kawasaki ZXR400

**BMCRC - MRO Championships 2023 - Rnd 8 @ Brands Hatch Indy**  
**BMCRC Formula 400 & INTA Motorcycles Blue Haze GP 2-Stroke**  
**RACE 1 - STATISTICS**

**CLASS : S/R**

5 Starters

**Fastest Lap History**

NO	NAME	LAP TIME	TIME OF DAY	LAP	VEHICLE
123	Mark GALLAGHER	55.370	11:48:47.069	2	Honda RVF 400
123	Mark GALLAGHER	54.830	11:49:41.898	3	Honda RVF 400

**Leader History**

NO	NAME	FROM LAP	LAPS LED	DISTANCE	VEHICLE
123	Mark GALLAGHER	1	9	10.87 miles	Honda RVF 400



**BMCRC - MRO Championships 2023 - Rnd 8 @ Brands Hatch Indy**  
**BMCRC Formula 400 & INTA Motorcycles Blue Haze GP 2-Stroke**  
**RACE 1 - STATISTICS**

**CLASS : GP**

12 Starters

**Fastest Lap History**

NO	NAME	LAP TIME	TIME OF DAY	LAP	VEHICLE
5	John LEA	<b>52.667</b>	11:48:40.701	2	Yamaha TZ 250
50	Sean MORRISON	<b>52.306</b>	11:49:33.772	3	Honda RS 250
5	John LEA	<b>52.094</b>	11:51:18.048	5	Yamaha TZ 250
5	John LEA	<b>51.949</b>	11:52:09.997	6	Yamaha TZ 250

**Leader History**

NO	NAME	FROM LAP	LAPS LED	DISTANCE	VEHICLE
5	John LEA	1	9	10.87 miles	Yamaha TZ 250

**BMCRC - MRO Championships 2023 - Rnd 8 @ Brands Hatch Indy**  
**BMCRC Formula 400 & INTA Motorcycles Blue Haze GP 2-Stroke**  
**RACE 1 - STATISTICS**

**CLASS : R**

1 Starters

**Fastest Lap History**

NO	NAME	LAP TIME	TIME OF DAY	LAP	VEHICLE
6	Aleisha LAYTON	<b>58.405</b>	11:48:55.857	2	Kawasaki NINJA 300
6	Aleisha LAYTON	<b>57.649</b>	11:49:53.507	3	Kawasaki NINJA 300
6	Aleisha LAYTON	<b>57.510</b>	11:50:51.016	4	Kawasaki NINJA 300
6	Aleisha LAYTON	<b>57.360</b>	11:54:41.709	8	Kawasaki NINJA 300

**Leader History**

NO	NAME	FROM LAP	LAPS LED	DISTANCE	VEHICLE
6	Aleisha LAYTON	1	9	10.87 miles	Kawasaki NINJA 300

**BMCRC - MRO Championships 2023 - Rnd 8 @ Brands Hatch Indy**  
**BMCRC Formula 400 & INTA Motorcycles Blue Haze GP 2-Stroke**  
**RACE 12 - GRID (9 Laps)**

ROW 13	39	577	Richard BUCKHAM	38	98	Dan HART	37	199	Michael FROST
ROW 12	36	17	Freddie BATE	35	77	Andrew GLASGOW	34	145	Pete FISHWICK
ROW 11			1:00.652			59.423			59.414
ROW 11	33	15	Luis VASCONCELOS	32	911	Kian BUSA	31	2	Kees RAMSEY
ROW 10		58.700		58.585		58.272			
ROW 10	30	100	Karl TOOLE	29	116	Andrew WILKINS	28	24	Harley GODZISZ
ROW 9			57.765			57.360			57.341
ROW 9	27	27	Lucian Silviu SINCA	26	6	Aleisha LAYTON	25	42	David ATKINS
ROW 8		57.329		57.087		56.693			
ROW 8	24	101	Francesco ROSSATO	23	60	Danny GOUGH	22	52	Stephen BAYLEY
ROW 7			55.993			55.976			55.774
ROW 7	21	7	Roy DEWHURST	20	115	Jake DONKERSLEY	19	152	Sean GOLDSMITH
ROW 6		55.652		55.501		54.967			
ROW 6	18	74	James CHANDLER	17	90	Steve RAPA	16	12	Adrian MARTIN
ROW 5			54.830			54.483			54.190
ROW 5	15	123	Mark GALLAGHER	14	3	Tom BARRETT	13	65	Andrew MOXON
ROW 4		54.135		54.128		52.998			
ROW 4	12	53	Mark WHITING	11	155	Roy CHAPMAN	10	4	James SEATH
ROW 3			52.966			52.940			52.908
ROW 3	9	16	Alan MAJOR	8	85	James ROBINSON	7	67	Paul METCALFE
ROW 2		52.907		52.692		52.306			
ROW 2	6	8	Phil ATKINSON	5	277	Richard HAYWARD	4	50	Sean MORRISON
ROW 1			52.092			51.998			51.949
ROW 1	3	151	Nick SMITH	2	25	Haydon SMITH	1	5	John LEA
<b>Pole</b>									

Brands Hatch Indy: 1.2079 miles

These results are provisional until the conclusion of any judicial and technical matters.

Clerk Of Course :	Stewards :	Timekeeper : <i>Craig Smith</i>
-------------------	------------	------------------------------------

Results can be found at [www.tsl-timing.com](http://www.tsl-timing.com)

Printed - 12:07 Saturday, 30 September 2023



## BMCRC - MRO Championships 2023 - Rnd 8 @ Brands Hatch Indy

### BMCRC Formula 400 & INTA Motorcycles Blue Haze GP 2-Stroke

#### RACE 12 - CLASSIFICATION

POS	NO	CL	PIC NAME	ENTRY	LAPS	TIME	GAP	DIFF	MPH	BEST	ON
1	50	GP	1 Sean MORRISON	Honda RS 250 - Fincham's two strokes	9	7:57.932			81.88	51.634	6
2	151	M	1 Nick SMITH	Kawasaki ZXR400 - Hi-Precision Engineering Ltd	9	7:58.979	1.047	1.047	81.71	52.372	2
3	8	GP	2 Phil ATKINSON	Yamaha TZ350 - ROSE MOT/O Oil Treatments	9	7:59.044	1.112	0.065	81.69	51.846	8
4	5	GP	3 John LEA	Yamaha TZ 250 - P G & J Lea Plumbing & heating	9	8:03.445	5.513	4.401	80.95	52.753	3
5	25	M	2 Haydon SMITH	Kawasaki ZXR400 - HI-Precision Engineering Ltd	9	8:04.169	6.237	0.724	80.83	52.598	4
6	277	GP	4 Richard HAYWARD	Yamaha TZ 250 4DP - GForce/Hayward R Ltd/Snap	9	8:09.302	11.370	5.133	79.98	53.327	7
7	67	GP	5 Paul METCALFE	Honda RS250 -	9	8:10.527	12.595	1.225	79.78	53.326	3
8	85	M	3 James ROBINSON	Kawasaki ZXR400 - claire palastanga ceramics	9	8:13.478	15.546	2.951	79.30	53.555	6
9	4	M	4 James SEATH	Kawasaki ZXR400 L9 - Ovenden Earthmoving	9	8:16.174	18.242	2.696	78.87	53.485	7
10	65	M	5 Andrew MOXON	Kawasaki ZXR 400 - Helix Homes Developments ltd	9	8:21.811	23.879	5.637	77.99	54.241	2
11	155	GP	6 Roy CHAPMAN	Yamaha TZ350 - Self	9	8:22.186	24.254	0.375	77.93	53.975	8
12	53	GP	7 Mark WHITING	Yamaha TZ250 - Mark whiting	9	8:22.416	24.484	0.230	77.89	54.580	7
13	123	S/R	1 Mark GALLAGHER	Honda RVF 400 -	9	8:27.498	29.566	5.082	77.11	55.329	3
14	12	GP	8 Adrian MARTIN	Yamaha TZ250 - Strategic business development &	9	8:28.863	30.931	1.365	76.91	54.889	6
15	152	S	1 Sean GOLDSMITH	Honda NC30 - Vanguard motorsport	9	8:32.114	34.182	3.251	76.42	55.704	3
16	74	GP	9 James CHANDLER	Honda RS250 - Finchams two strokes	9	8:35.659	37.727	3.545	75.89	55.628	9
17	115	S/R	2 Jake DONKERSLEY	Honda VFR400 NC30 -	9	8:36.468	38.536	0.809	75.77	56.332	6
18	3	GP	10 Tom BARRETT	Honda RS250 -	9	8:36.591	38.659	0.123	75.76	55.776	9
19	90	S	2 Steve RAPA	-	9	8:36.863	38.931	0.272	75.72	55.878	9
20	77	GP	11 Andrew GLASGOW	Yamaha TZ250 5KE - Hiab service (hw) ltd	9	8:37.830	39.898	0.967	75.57	54.133	9
21	7	M	6 Roy DEWHURST	Kawasaki ZXR 400 - Dawn	9	8:41.954	44.022	4.124	74.98	56.484	6
22	101	S/R	3 Francesco ROSSATO	Kawasaki ZXR400 -	9	8:46.420	48.488	4.466	74.34	56.976	5
23	52	GP	12 Stephen BAYLEY	Yamaha TZ 250 - Mander Organ Builders	9	8:50.184	52.252	3.764	73.81	56.935	4
24	42	S	3 David ATKINS	Honda CBR 400 NC29 - DA PLUMBING and MECH	9	8:52.388	54.456	2.204	73.51	57.317	7
25	6	R	1 Aleisha LAYTON	Kawasaki NINJA 300 -	9	8:52.655	54.723	0.267	73.47	57.752	5
26	145	GP	13 Pete FISHWICK	Yamaha TZ250 - 2T Engineering	9	8:57.233	59.301	4.578	72.84	57.117	5
27	27	S/R	4 Lucian Silviu SINCA	Kawasaki ZX400R -	8	7:58.774	1 Lap	1 Lap	72.66	58.007	7
28	60	GP	14 Danny GOUGH	Yamaha TZ250 - G Force Motorcycles	8	7:59.228	1 Lap	0.454	72.59	57.386	8
29	17	R	2 Freddie BATE	Kawasaki NINJA 300 - hartjay	8	8:00.363	1 Lap	1.135	72.42	58.203	8
30	100	M	7 Karl TOOLE	Kawasaki ZXR 400 - KTMS	8	8:01.336	1 Lap	0.973	72.27	57.795	6
31	24	S	4 Harley GODZISZ	Honda NC30 - SonicRacing.co.uk	8	8:01.613	1 Lap	0.277	72.23	58.534	4
32	911	M	8 Kian BUSA	Kawasaki 400 NINJA -	8	8:04.550	1 Lap	2.937	71.79	58.059	6
33	2	S/R	5 Kees RAMSEY	Kawasaki NINJA 400CC -	8	8:04.595	1 Lap	0.045	71.78	58.749	7
34	116	S	5 Andrew WILKINS	Kawasaki ZXR 400 - David Simon Tuning	8	8:13.590	1 Lap	8.995	70.48	59.325	7
35	15	M	9 Luis VASCONCELOS	Kawasaki NINJA 400 -	8	8:27.400	1 Lap	13.810	68.56	1:01.138	6

#### NOT CLASSIFIED

DNF	16	S	Alan MAJOR	Kawasaki ZXR400 - Major Performance Developme	2	1:53.998	7 Laps	6 Laps	76.29	53.561	2
DNF	199	GP	Michael FROST	Yamaha TZ250 4DP -	2	2:17.503	7 Laps	23.505	63.25	1:02.981	2

#### FASTEST LAP

50	GP	Sean MORRISON	Honda RS 250 - Fincham's two strokes	6	51.634	84.21 mph	135.53 kph
151	M	Nick SMITH	Kawasaki ZXR400 - Hi-Precision Engineering Ltd	2	52.372	83.03 mph	133.62 kph
16	S	Alan MAJOR	Kawasaki ZXR400 - Major Performance Developme	2	53.561	81.18 mph	130.66 kph
123	S/R	Mark GALLAGHER	Honda RVF 400 -	3	55.329	78.59 mph	126.48 kph
6	R	Aleisha LAYTON	Kawasaki NINJA 300 -	5	57.752	75.29 mph	121.18 kph

Class GP - 92.5% of Race Speed = 75.73 mph

Class M - 92.5% of Race Speed = 75.58 mph

Class S/R - 92.5% of Race Speed = 71.32 mph

Class S - 92.5% of Race Speed = 70.68 mph

Class R - 92.5% of Race Speed = 67.95 mph

Race Distance: 9 Laps / 10.87 miles

Brands Hatch Indy: 1.2079 miles

Date: 30/09/2023 Start: 15:08 Finish: 15:16

Weather / Track : Cloudy / Dry

These results are provisional until the conclusion of any judicial and technical matters.

Clerk Of Course :

Stewards :

Timekeeper :

*Craig Smith*



# **BMCRC - MRO Championships 2023 - Rnd 8 @ Brands Hatch Indy**

## **BMCRC Formula 400 & INTA Motorcycles Blue Haze GP 2-Stroke**

### **RACE 12 - LAP CHART**

<b>12</b>	30.931	55.309
<b>152</b>	34.182	56.462
<b>74</b>	37.727	55.628
<b>115</b>	38.536	56.547
<b>3</b>	38.659	55.776
<b>90</b>	38.931	55.878
<b>77</b>	39.898	54.133
<b>7</b>	44.022	56.687
<b>101</b>	48.488	57.463
<b>52</b>	52.252	57.071
<b>42</b>	54.456	58.006
<b>6</b>	54.723	58.439
<b>145</b>	59.301	59.338

# BMCRC - MRO Championships 2023 - Rnd 8 @ Brands Hatch Indy

## BMCRC Formula 400 & INTA Motorcycles Blue Haze GP 2-Stroke

### RACE 12 - POSITION CHART

No	Name	Lap Pos										
			1	2	3	4	5	6	7	8	9	
5	LEA	1	151	151	151	151	151	151	151	151	151	50
25	SMITH	2	5	5	5	8	50	50	50	50	151	
151	SMITH	3	8	8	8	5	8	8	8	8	8	
50	MORRISON	4	25	50	50	50	5	5	5	5	5	
277	HAYWARD	5	50	25	25	25	25	25	25	25	25	
8	ATKINSON	6	67	16	67	67	67	67	277	277	277	
67	METCALFE	7	16	67	277	277	277	277	67	67	67	
85	ROBINSON	8	85	277	85	85	85	85	85	85	85	
16	MAJOR	9	277	85	65	65	4	4	4	4	4	
4	SEATH	10	65	65	53	53	65	65	65	65	65	
155	CHAPMAN	11	53	53	4	4	53	53	53	53	155	
53	WHITING	12	123	4	123	123	155	155	155	155	53	
65	MOXON	13	4	123	155	155	123	123	123	123	123	
3	BARRETT	14	152	152	152	152	152	152	12	12	12	
123	GALLAGHER	15	155	155	12	12	12	12	152	152	152	
12	MARTIN	16	90	90	90	90	90	115	115	115	74	
90	RAPA	17	115	115	115	115	115	90	74	74	115	
74	CHANDLER	18	3	3	74	74	74	74	90	3	3	
152	GOLDSMITH	19	74	12	3	3	3	3	3	90	90	
115	DONKERSLEY	20	12	74	101	7	7	7	7	77	77	
7	DEWHURST	21	101	101	7	101	101	77	77	7	7	
52	BAYLEY	22	7	7	6	6	77	101	101	101	101	
60	GOUGH	23	6	6	42	77	6	6	6	52	52	
101	ROSSATO	24	27	27	52	52	52	52	52	6	42	
42	ATKINS	25	52	52	27	42	42	42	42	42	6	
6	LAYTON	26	42	42	77	27	27	27	27	145	145	
27	SINCA	27	60	60	60	60	60	60	145	27		
24	GODZISZ	28	24	77	24	24	17	145	60	60		
116	WILKINS	29	2	24	17	17	24	17	17	17		
100	TOOLE	30	100	17	100	100	145	24	24	100		
2	RAMSEY	31	17	100	2	145	100	100	100	24		
911	BUSA	32	77	2	145	2	2	2	2	911		
15	VASCONCELOS	33	116	911	911	911	911	911	911	2		
145	FISHWICK	34	911	145	116	116	116	116	116	116		
77	GLASGOW	35	145	116	15	15	15	15	15	15		
17	BATE	36	15	15								
199	FROST	37	199	199								

# BMCRC - MRO Championships 2023 - Rnd 8 @ Brands Hatch Indy

## BMCRC Formula 400 & INTA Motorcycles Blue Haze GP 2-Stroke

### RACE 12 - SECTOR ANALYSIS



SECTOR 1 = FL to I1, SECTOR 2 = I1 to FL, DIFF = Difference To Personal Best Lap, P = Crossed Finish Line in Pit Lane, D = Time Disallowed

P1		50 GP		Sean MORRISON		Honda RS 250 - Fincham's two strokes	
IDEAL LAP TIME : 51.634		BEST LAP TIME : 51.634		DIFFERENCE : 0.000			
LAP	SECTOR 1	SECTOR 2	LAP TIME	MPH	DIFF	TIME OF DAY	
1 -		21.526	59.655	72.89	8.021	15:09:27.108	
2 -	32.188	20.873	53.061	81.95	1.427	15:10:20.169	
3 -	31.653	20.703	52.356	83.05	0.722	15:11:12.525	
4 -	31.676	20.907	52.583	82.69	0.949	15:12:05.108	
5 -	31.632	20.665	52.297	83.15	0.663	15:12:57.405	
6 -	<b>31.109</b>	<b>20.525</b>	<b>51.634 (1)</b>	<b>84.21</b>		<b>15:13:49.039</b>	
7 -	31.348	20.551	51.899 (2)	83.78	0.265	15:14:40.938	
8 -	31.133	20.818	51.951 (3)	83.70	0.317	15:15:32.889	
9 -	31.514	20.982	52.496	82.83	0.862	15:16:25.385	

P2		151 M		Nick SMITH		Kawasaki ZXR400 - Hi-Precision Engineering Ltd	
IDEAL LAP TIME : 52.298		BEST LAP TIME : 52.372		DIFFERENCE : 0.074			
LAP	SECTOR 1	SECTOR 2	LAP TIME	MPH	DIFF	TIME OF DAY	
1 -		21.039	57.304	75.88	4.932	15:09:24.757	
2 -	<b>31.279</b>	21.093	<b>52.372 (1)</b>	<b>83.03</b>		<b>15:10:17.129</b>	
3 -	31.365	21.269	52.634	82.61	0.262	15:11:09.763	
4 -	31.804	21.275	53.079	81.92	0.707	15:12:02.842	
5 -	31.575	21.050	52.625	82.63	0.253	15:12:55.467	
6 -	31.337	21.119	52.456	82.90	0.084	15:13:47.923	
7 -	31.283	21.140	52.423 (2)	82.95	0.051	15:14:40.346	
8 -	31.410	<b>21.019</b>	52.429 (3)	82.94	0.057	15:15:32.775	
9 -	32.398	21.259	53.657	81.04	1.285	15:16:26.432	

P3		8 GP		Phil ATKINSON		Yamaha TZ350 - ROSE MOT/Q Oil Treatments	
IDEAL LAP TIME : 51.700		BEST LAP TIME : 51.846		DIFFERENCE : 0.146			
LAP	SECTOR 1	SECTOR 2	LAP TIME	MPH	DIFF	TIME OF DAY	
1 -		21.324	59.462	73.13	7.616	15:09:26.915	
2 -	31.809	20.833	52.642	82.60	0.796	15:10:19.557	
3 -	31.617	21.009	52.626	82.63	0.780	15:11:12.183	
4 -	31.715	21.134	52.849	82.28	1.003	15:12:05.032	
5 -	31.467	20.934	52.401	82.98	0.555	15:12:57.433	
6 -	31.411	<b>20.770</b>	52.181 (3)	83.33	0.335	15:13:49.614	
7 -	31.070	20.808	51.878 (2)	83.82	0.032	15:14:41.492	
8 -	<b>30.930</b>	20.916	<b>51.846 (1)</b>	<b>83.87</b>		<b>15:15:33.338</b>	
9 -	31.950	21.209	53.159	81.80	1.313	15:16:26.497	

P4		5 GP		John LEA		Yamaha TZ 250 - P G & J Lea Plumbing & heating	
IDEAL LAP TIME : 52.683		BEST LAP TIME : 52.753		DIFFERENCE : 0.070			
LAP	SECTOR 1	SECTOR 2	LAP TIME	MPH	DIFF	TIME OF DAY	
1 -		21.312	58.671	74.11	5.918	15:09:26.124	
2 -	32.142	20.987	53.129	81.84	0.376	15:10:19.253	
3 -	31.756	20.997	<b>52.753 (1)</b>	<b>82.43</b>		<b>15:11:12.006</b>	
4 -	<b>31.743</b>	21.324	53.067 (3)	81.94	0.314	15:12:05.073	
5 -	32.302	21.006	53.308	81.57	0.555	15:12:58.381	
6 -	31.989	20.985	52.974 (2)	82.08	0.221	15:13:51.355	
7 -	32.163	21.000	53.163	81.79	0.410	15:14:44.518	
8 -	32.129	<b>20.940</b>	53.069	81.94	0.316	15:15:37.587	
9 -	32.019	21.292	53.311	81.57	0.558	15:16:30.898	



# BMCRC - MRO Championships 2023 - Rnd 8 @ Brands Hatch Indy

## BMCRC Formula 400 & INTA Motorcycles Blue Haze GP 2-Stroke

### RACE 12 - SECTOR ANALYSIS



SECTOR 1 = FL to I1, SECTOR 2 = I1 to FL, DIFF = Difference To Personal Best Lap, P = Crossed Finish Line in Pit Lane, D = Time Disallowed

<b>P5 25 M Haydon SMITH</b>		Kawasaki ZXR400 - HI-Precision Engineering Ltd				
IDEAL LAP TIME : 52.434		BEST LAP TIME : 52.598		DIFFERENCE : 0.164		
LAP	SECTOR 1	SECTOR 2	LAP TIME	MPH	DIFF	TIME OF DAY
1 -		21.876	59.511	73.07	6.913	15:09:26.964
2 -	31.913	21.379	53.292	81.59	0.694	15:10:20.256
3 -	32.002	21.370	53.372	81.47	0.774	15:11:13.628
<b>4 -</b>	<b>31.239</b>	21.359	<b>52.598 (1)</b>	<b>82.67</b>		<b>15:12:06.226</b>
5 -	31.349	21.600	52.949	82.12	0.351	15:12:59.175
6 -	31.471	21.300	52.771 (2)	82.40	0.173	15:13:51.946
7 -	32.116	21.239	53.355	81.50	0.757	15:14:45.301
8 -	31.689	<b>21.195</b>	52.884 (3)	82.22	0.286	15:15:38.185
9 -	31.637	21.800	53.437	81.37	0.839	15:16:31.622

<b>P6 277 GP Richard HAYWARD</b>		Yamaha TZ 250 4DP - GForce/Hayward R Ltd/SnapOn				
IDEAL LAP TIME : 53.203		BEST LAP TIME : 53.327		DIFFERENCE : 0.124		
LAP	SECTOR 1	SECTOR 2	LAP TIME	MPH	DIFF	TIME OF DAY
1 -		21.491	1:00.868	71.44	7.541	15:09:28.321
2 -	32.328	21.395	53.723	80.94	0.396	15:10:22.044
3 -	32.428	21.239	53.667	81.02	0.340	15:11:15.711
4 -	32.105	21.298	53.403 (2)	81.42	0.076	15:12:09.114
5 -	32.280	21.274	53.554	81.20	0.227	15:13:02.668
6 -	32.138	21.413	53.551	81.20	0.224	15:13:56.219
<b>7 -</b>	<b>32.084</b>	21.243	<b>53.327 (1)</b>	<b>81.54</b>		<b>15:14:49.546</b>
8 -	32.440	21.347	53.787	80.84	0.460	15:15:43.333
9 -	32.303	<b>21.119</b>	53.422 (3)	81.40	0.095	15:16:36.755

<b>P7 67 GP Paul METCALFE</b>		Honda RS250 -				
IDEAL LAP TIME : 53.172		BEST LAP TIME : 53.326		DIFFERENCE : 0.154		
LAP	SECTOR 1	SECTOR 2	LAP TIME	MPH	DIFF	TIME OF DAY
1 -		21.926	1:00.292	72.12	6.966	15:09:27.745
2 -	32.466	21.461	53.927	80.63	0.601	15:10:21.672
<b>3 -</b>	<b>32.121</b>	<b>21.205</b>	<b>53.326 (1)</b>	<b>81.54</b>		<b>15:11:14.998</b>
4 -	32.291	21.477	53.768	80.87	0.442	15:12:08.766
5 -	32.147	21.425	53.572 (3)	81.17	0.246	15:13:02.338
6 -	32.115	21.224	53.339 (2)	81.52	0.013	15:13:55.677
7 -	<b>31.967</b>	22.050	54.017	80.50	0.691	15:14:49.694
8 -	32.462	21.498	53.960	80.58	0.634	15:15:43.654
9 -	32.887	21.439	54.326	80.04	1.000	15:16:37.980

<b>P8 85 M James ROBINSON</b>		Kawasaki ZXR400 - claire palastanga ceramics				
IDEAL LAP TIME : 53.367		BEST LAP TIME : 53.555		DIFFERENCE : 0.188		
LAP	SECTOR 1	SECTOR 2	LAP TIME	MPH	DIFF	TIME OF DAY
1 -		21.754	1:00.762	71.56	7.207	15:09:28.215
2 -	33.012	21.975	54.987	79.08	1.432	15:10:23.202
3 -	32.576	<b>21.515</b>	54.091	80.39	0.536	15:11:17.293
4 -	32.087	21.780	53.867 (2)	80.72	0.312	15:12:11.160
5 -	32.147	21.767	53.914 (3)	80.65	0.359	15:13:05.074
<b>6 -</b>	<b>31.852</b>	21.703	<b>53.555 (1)</b>	<b>81.19</b>		<b>15:13:58.629</b>
7 -	32.519	21.517	54.036	80.47	0.481	15:14:52.665
8 -	32.183	21.964	54.147	80.31	0.592	15:15:46.812
9 -	32.479	21.640	54.119	80.35	0.564	15:16:40.931

# BMCRC - MRO Championships 2023 - Rnd 8 @ Brands Hatch Indy

## BMCRC Formula 400 & INTA Motorcycles Blue Haze GP 2-Stroke

### RACE 12 - SECTOR ANALYSIS



SECTOR 1 = FL to I1, SECTOR 2 = I1 to FL, DIFF = Difference To Personal Best Lap, P = Crossed Finish Line in Pit Lane, D = Time Disallowed

<b>P9</b>		<b>4 M</b>		<b>James SEATH</b>		Kawasaki ZXR400 L9 - Ovenden Earthmoving	
IDEAL LAP TIME : 53.460		BEST LAP TIME : 53.485		DIFFERENCE : 0.025			
LAP	SECTOR 1	SECTOR 2	LAP TIME	MPH	DIFF	TIME OF DAY	
1 -		22.272	1:02.654	69.40	9.169	15:09:30.107	
2 -	32.552	21.682	54.234	80.18	0.749	15:10:24.341	
3 -	32.840	22.021	54.861	79.26	1.376	15:11:19.202	
4 -	32.965	22.079	55.044	79.00	1.559	15:12:14.246	
5 -	32.608	21.823	54.431	79.89	0.946	15:13:08.677	
6 -	32.359	21.504	53.863 (3)	80.73	0.378	15:14:02.540	
7 -	32.216	<b>21.269</b>	<b>53.485 (1)</b>	<b>81.30</b>		<b>15:14:56.025</b>	
8 -	<b>32.191</b>	21.828	54.019	80.50	0.534	15:15:50.044	
9 -	32.253	21.330	53.583 (2)	81.15	0.098	15:16:43.627	

<b>P10</b>		<b>65 M</b>		<b>Andrew MOXON</b>		Kawasaki ZXR 400 - Helix Homes Developments ltd	
IDEAL LAP TIME : 54.241		BEST LAP TIME : 54.241		DIFFERENCE : 0.000			
LAP	SECTOR 1	SECTOR 2	LAP TIME	MPH	DIFF	TIME OF DAY	
1 -			1:01.592	70.60	7.351	15:09:29.045	
2 -	<b>32.553</b>	<b>21.688</b>	<b>54.241 (1)</b>	<b>80.17</b>		<b>15:10:23.286</b>	
3 -			54.476 (2)	79.82	0.235	15:11:17.762	
4 -	33.494	22.268	55.762	77.98	1.521	15:12:13.524	
5 -	33.060	22.125	55.185	78.80	0.944	15:13:08.709	
6 -			54.910	79.19	0.669	15:14:03.619	
7 -	32.650	22.047	54.697 (3)	79.50	0.456	15:14:58.316	
8 -	32.942	21.918	54.860	79.26	0.619	15:15:53.176	
9 -			56.088	77.53	1.847	15:16:49.264	

<b>P11</b>		<b>155 GP</b>		<b>Roy CHAPMAN</b>		Yamaha TZ350 - Self	
IDEAL LAP TIME : 53.975		BEST LAP TIME : 53.975		DIFFERENCE : 0.000			
LAP	SECTOR 1	SECTOR 2	LAP TIME	MPH	DIFF	TIME OF DAY	
1 -		21.993	1:03.417	68.57	9.442	15:09:30.870	
2 -	33.792	21.952	55.744	78.01	1.769	15:10:26.614	
3 -	33.207	21.866	55.073	78.96	1.098	15:11:21.687	
4 -	32.929	21.634	54.563	79.69	0.588	15:12:16.250	
5 -	33.342	21.990	55.332	78.59	1.357	15:13:11.582	
6 -	32.989	21.531	54.520 (3)	79.76	0.545	15:14:06.102	
7 -	32.473	21.635	54.108 (2)	80.36	0.133	15:15:00.210	
8 -	<b>32.460</b>	<b>21.515</b>	<b>53.975 (1)</b>	<b>80.56</b>		<b>15:15:54.185</b>	
9 -	33.671	21.783	55.454	78.41	1.479	15:16:49.639	

<b>P12</b>		<b>53 GP</b>		<b>Mark WHITING</b>		Yamaha TZ250 - Mark whiting	
IDEAL LAP TIME : 54.397		BEST LAP TIME : 54.580		DIFFERENCE : 0.183			
LAP	SECTOR 1	SECTOR 2	LAP TIME	MPH	DIFF	TIME OF DAY	
1 -		22.065	1:01.863	70.29	7.283	15:09:29.316	
2 -	32.941	<b>21.869</b>	54.810 (3)	79.33	0.230	15:10:24.126	
3 -	32.877	22.080	54.957	79.12	0.377	15:11:19.083	
4 -	32.966	22.134	55.100	78.92	0.520	15:12:14.183	
5 -	33.108	22.047	55.155	78.84	0.575	15:13:09.338	
6 -	32.951	21.959	54.910	79.19	0.330	15:14:04.248	
7 -	<b>32.528</b>	22.052	<b>54.580 (1)</b>	<b>79.67</b>		<b>15:14:58.828</b>	
8 -	32.774	21.891	54.665 (2)	79.55	0.085	15:15:53.493	
9 -	34.118	22.258	56.376	77.13	1.796	15:16:49.869	

# BMCRC - MRO Championships 2023 - Rnd 8 @ Brands Hatch Indy

## BMCRC Formula 400 & INTA Motorcycles Blue Haze GP 2-Stroke

### RACE 12 - SECTOR ANALYSIS



SECTOR 1 = FL to I1, SECTOR 2 = I1 to FL, DIFF = Difference To Personal Best Lap, P = Crossed Finish Line in Pit Lane, D = Time Disallowed

P13 123 S/R		Mark GALLAGHER		Honda RVF 400 -		
IDEAL LAP TIME : 55.209		BEST LAP TIME : 55.329		DIFFERENCE : 0.120		
LAP	SECTOR 1	SECTOR 2	LAP TIME	MPH	DIFF	TIME OF DAY
1 -		22.333	1:02.556	69.51	7.227	15:09:30.009
2 -	33.408	<b>22.010</b>	55.418	78.46	0.089	15:10:25.427
3 -	<b>33.199</b>	22.130	<b>55.329 (1)</b>	<b>78.59</b>		<b>15:11:20.756</b>
4 -	33.226	22.144	55.370 (3)	78.53	0.041	15:12:16.126
5 -	33.261	22.337	55.598	78.21	0.269	15:13:11.724
6 -	33.257	22.092	55.349 (2)	78.56	0.020	15:14:07.073
7 -	33.305	22.434	55.739	78.01	0.410	15:15:02.812
8 -	33.546	22.382	55.928	77.75	0.599	15:15:58.740
9 -	33.670	22.541	56.211	77.36	0.882	15:16:54.951

P14 12 GP		Adrian MARTIN		Yamaha TZ250 - Strategic business development & support ltd		
IDEAL LAP TIME : 54.802		BEST LAP TIME : 54.889		DIFFERENCE : 0.087		
LAP	SECTOR 1	SECTOR 2	LAP TIME	MPH	DIFF	TIME OF DAY
1 -		22.792	1:05.269	66.62	10.380	15:09:32.722
2 -	33.490	21.892	55.382	78.52	0.493	15:10:28.104
3 -	34.278	22.214	56.492	76.97	1.603	15:11:24.596
4 -	33.799	22.212	56.011	77.63	1.122	15:12:20.607
5 -	33.337	21.969	55.306	78.62	0.417	15:13:15.913
6 -	33.047	21.842	<b>54.889 (1)</b>	<b>79.22</b>		<b>15:14:10.802</b>
7 -	33.201	22.030	55.231 (3)	78.73	0.342	15:15:06.033
8 -	<b>33.004</b>	21.970	54.974 (2)	79.10	0.085	15:16:01.007
9 -	33.511	<b>21.798</b>	55.309	78.62	0.420	15:16:56.316

P15 152 S		Sean GOLDSMITH		Honda NC30 - Vanguard motorsport		
IDEAL LAP TIME : 55.467		BEST LAP TIME : 55.704		DIFFERENCE : 0.237		
LAP	SECTOR 1	SECTOR 2	LAP TIME	MPH	DIFF	TIME OF DAY
1 -		22.353	1:02.940	69.09	7.236	15:09:30.393
2 -	33.476	<b>22.254</b>	55.730 (2)	78.02	0.026	15:10:26.123
3 -	<b>33.213</b>	22.491	<b>55.704 (1)</b>	<b>78.06</b>		<b>15:11:21.827</b>
4 -	33.702	22.622	56.324	77.20	0.620	15:12:18.151
5 -	33.622	22.489	56.111	77.50	0.407	15:13:14.262
6 -	33.605	22.547	56.152	77.44	0.448	15:14:10.414
7 -	33.906	22.927	56.833	76.51	1.129	15:15:07.247
8 -	33.365	22.493	55.858 (3)	77.85	0.154	15:16:03.105
9 -	33.792	22.670	56.462	77.01	0.758	15:16:59.567

P16 74 GP		James CHANDLER		Honda RS250 - Finchams two strokes		
IDEAL LAP TIME : 55.455		BEST LAP TIME : 55.628		DIFFERENCE : 0.173		
LAP	SECTOR 1	SECTOR 2	LAP TIME	MPH	DIFF	TIME OF DAY
1 -		22.875	1:05.060	66.83	9.432	15:09:32.513
2 -	34.293	22.498	56.791	76.57	1.163	15:10:29.304
3 -	33.980	22.574	56.554	76.89	0.926	15:11:25.858
4 -	34.365	22.454	56.819	76.53	1.191	15:12:22.677
5 -	<b>33.313</b>	22.378	55.691 (2)	78.08	0.063	15:13:18.368
6 -	34.584	22.399	56.983	76.31	1.355	15:14:15.351
7 -	34.138	22.240	56.378	77.13	0.750	15:15:11.729
8 -	33.613	<b>22.142</b>	55.755 (3)	77.99	0.127	15:16:07.484
9 -	33.359	22.269	<b>55.628 (1)</b>	<b>78.17</b>		<b>15:17:03.112</b>

# BMCRC - MRO Championships 2023 - Rnd 8 @ Brands Hatch Indy

## BMCRC Formula 400 & INTA Motorcycles Blue Haze GP 2-Stroke

### RACE 12 - SECTOR ANALYSIS



SECTOR 1 = FL to I1, SECTOR 2 = I1 to FL, DIFF = Difference To Personal Best Lap, P = Crossed Finish Line in Pit Lane, D = Time Disallowed

P17 115 S/R		Jake DONKERSLEY		Honda VFR400 NC30 -		
IDEAL LAP TIME : 56.101		BEST LAP TIME : 56.332		DIFFERENCE : 0.231		
LAP	SECTOR 1	SECTOR 2	LAP TIME	MPH	DIFF	TIME OF DAY
1 -		22.366	1:03.533	68.44	7.201	15:09:30.986
2 -	33.983	22.725	56.708	76.68	0.376	15:10:27.694
3 -	34.950	22.607	57.557	75.55	1.225	15:11:25.251
4 -	33.796	22.647	56.443 (3)	77.04	0.111	15:12:21.694
5 -	<b>33.772</b>	22.712	56.484	76.98	0.152	15:13:18.178
6 -	34.003	<b>22.329</b>	<b>56.332 (1)</b>	<b>77.19</b>		<b>15:14:14.510</b>
7 -	34.046	22.343	56.389 (2)	77.11	0.057	15:15:10.899
8 -	34.130	22.345	56.475	77.00	0.143	15:16:07.374
9 -	33.787	22.760	56.547	76.90	0.215	15:17:03.921

P18 3 GP		Tom BARRETT		Honda RS250 -		
IDEAL LAP TIME : 55.398		BEST LAP TIME : 55.776		DIFFERENCE : 0.378		
LAP	SECTOR 1	SECTOR 2	LAP TIME	MPH	DIFF	TIME OF DAY
1 -		22.118	1:04.188	67.74	8.412	15:09:31.641
2 -	33.499	22.842	56.341	77.18	0.565	15:10:27.982
3 -	35.573	22.402	57.975	75.00	2.199	15:11:25.957
4 -	34.310	22.565	56.875	76.45	1.099	15:12:22.832
5 -	<b>33.324</b>	22.794	56.118 (3)	77.49	0.342	15:13:18.950
6 -	34.116	22.729	56.845	76.49	1.069	15:14:15.795
7 -	34.164	22.283	56.447	77.03	0.671	15:15:12.242
8 -	33.952	<b>22.074</b>	56.026 (2)	77.61	0.250	15:16:08.268
9 -	33.348	22.428	<b>55.776 (1)</b>	<b>77.96</b>		<b>15:17:04.044</b>

P19 90 S		Steve RAPA		-		
IDEAL LAP TIME : 55.878		BEST LAP TIME : 55.878		DIFFERENCE : 0.000		
LAP	SECTOR 1	SECTOR 2	LAP TIME	MPH	DIFF	TIME OF DAY
1 -		22.533	1:03.427	68.56	7.549	15:09:30.880
2 -	33.969	22.749	56.718	76.67	0.840	15:10:27.598
3 -	34.405	22.909	57.314	75.87	1.436	15:11:24.912
4 -	33.926	22.592	56.518 (2)	76.94	0.640	15:12:21.430
5 -	33.878	22.684	56.562 (3)	76.88	0.684	15:13:17.992
6 -	34.338	22.626	56.964	76.33	1.086	15:14:14.956
7 -	34.287	22.495	56.782	76.58	0.904	15:15:11.738
8 -	34.233	22.467	56.700	76.69	0.822	15:16:08.438
9 -	<b>33.738</b>	<b>22.140</b>	<b>55.878 (1)</b>	<b>77.82</b>		<b>15:17:04.316</b>

P20 77 GP		Andrew GLASGOW		Yamaha TZ250 5KE - Hiab service (hw) ltd		
IDEAL LAP TIME : 54.133		BEST LAP TIME : 54.133		DIFFERENCE : 0.000		
LAP	SECTOR 1	SECTOR 2	LAP TIME	MPH	DIFF	TIME OF DAY
1 -		24.153	1:11.249	61.03	17.116	15:09:38.702
2 -	34.663	22.256	56.919	76.39	2.786	15:10:35.621
3 -	35.212	22.937	58.149	74.78	4.016	15:11:33.770
4 -	34.854	21.885	56.739	76.64	2.606	15:12:30.509
5 -	33.640	21.959	55.599	78.21	1.466	15:13:26.108
6 -	32.917	22.473	55.390	78.50	1.257	15:14:21.498
7 -	32.998	21.659	54.657 (2)	79.56	0.524	15:15:16.155
8 -	33.172	21.823	54.995 (3)	79.07	0.862	15:16:11.150
9 -	<b>32.613</b>	<b>21.520</b>	<b>54.133 (1)</b>	<b>80.33</b>		<b>15:17:05.283</b>

# BMCRC - MRO Championships 2023 - Rnd 8 @ Brands Hatch Indy

## BMCRC Formula 400 & INTA Motorcycles Blue Haze GP 2-Stroke

### RACE 12 - SECTOR ANALYSIS



SECTOR 1 = FL to I1, SECTOR 2 = I1 to FL, DIFF = Difference To Personal Best Lap, P = Crossed Finish Line in Pit Lane, D = Time Disallowed

P21		7 M		Roy DEWHURST		Kawasaki ZXR 400 - Dawn	
IDEAL LAP TIME : 56.387		BEST LAP TIME : 56.484		DIFFERENCE : 0.097			
LAP	SECTOR 1	SECTOR 2	LAP TIME	MPH	DIFF	TIME OF DAY	
1 -		23.470	1:06.845	65.05	10.361	15:09:34.298	
2 -	34.127	22.740	56.867	76.46	0.383	15:10:31.165	
3 -	34.926	22.701	57.627	75.46	1.143	15:11:28.792	
4 -	34.380	22.486	56.866	76.47	0.382	15:12:25.658	
5 -	<b>34.084</b>	22.698	56.782	76.58	0.298	15:13:22.440	
6 -	34.181	<b>22.303</b>	<b>56.484 (1)</b>	<b>76.98</b>		<b>15:14:18.924</b>	
7 -	34.264	22.496	56.760 (3)	76.61	0.276	15:15:15.684	
8 -	34.678	22.358	57.036	76.24	0.552	15:16:12.720	
9 -	34.318	22.369	56.687 (2)	76.71	0.203	15:17:09.407	

P22		101 S/R		Francesco ROSSATO		Kawasaki ZXR400 -	
IDEAL LAP TIME : 56.828		BEST LAP TIME : 56.976		DIFFERENCE : 0.148			
LAP	SECTOR 1	SECTOR 2	LAP TIME	MPH	DIFF	TIME OF DAY	
1 -		23.181	1:06.235	65.65	9.259	15:09:33.688	
2 -	34.392	22.798	57.190 (2)	76.03	0.214	15:10:30.878	
3 -	34.704	23.034	57.738	75.31	0.762	15:11:28.616	
4 -	34.753	23.178	57.931	75.06	0.955	15:12:26.547	
5 -	<b>34.178</b>	22.798	<b>56.976 (1)</b>	<b>76.32</b>		<b>15:13:23.523</b>	
6 -	35.048	23.208	58.256	74.64	1.280	15:14:21.779	
7 -	34.584	<b>22.650</b>	57.234 (3)	75.97	0.258	15:15:19.013	
8 -	34.619	22.778	57.397	75.76	0.421	15:16:16.410	
9 -	34.590	22.873	57.463	75.67	0.487	15:17:13.873	

P23		52 GP		Stephen BAYLEY		Yamaha TZ 250 - Mander Organ Builders	
IDEAL LAP TIME : 56.649		BEST LAP TIME : 56.935		DIFFERENCE : 0.286			
LAP	SECTOR 1	SECTOR 2	LAP TIME	MPH	DIFF	TIME OF DAY	
1 -		22.922	1:07.701	64.23	10.766	15:09:35.154	
2 -	35.620	23.735	59.355	73.26	2.420	15:10:34.509	
3 -	36.220	22.914	59.134	73.53	2.199	15:11:33.643	
4 -	34.817	<b>22.118</b>	<b>56.935 (1)</b>	<b>76.37</b>		<b>15:12:30.578</b>	
5 -	34.911	22.531	57.442	75.70	0.507	15:13:28.020	
6 -	35.518	22.633	58.151	74.78	1.216	15:14:26.171	
7 -	34.780	22.574	57.354	75.82	0.419	15:15:23.525	
8 -	<b>34.531</b>	22.510	57.041 (2)	76.23	0.106	15:16:20.566	
9 -	34.648	22.423	57.071 (3)	76.19	0.136	15:17:17.637	

P24		42 S		David ATKINS		Honda CBR 400 NC29 - DA PLUMBING and MECHANICAL LTI	
IDEAL LAP TIME : 57.287		BEST LAP TIME : 57.317		DIFFERENCE : 0.030			
LAP	SECTOR 1	SECTOR 2	LAP TIME	MPH	DIFF	TIME OF DAY	
1 -		23.841	1:07.793	64.14	10.476	15:09:35.246	
2 -	35.543	23.869	59.412	73.19	2.095	15:10:34.658	
3 -	35.550	23.125	58.675	74.11	1.358	15:11:33.333	
4 -	34.525	<b>22.937</b>	57.462 (2)	75.67	0.145	15:12:30.795	
5 -	34.401	23.075	57.476 (3)	75.65	0.159	15:13:28.271	
6 -	34.965	23.051	58.016	74.95	0.699	15:14:26.287	
7 -	<b>34.350</b>	22.967	<b>57.317 (1)</b>	<b>75.86</b>		<b>15:15:23.604</b>	
8 -	34.914	23.317	58.231	74.67	0.914	15:16:21.835	
9 -	34.838	23.168	58.006	74.96	0.689	15:17:19.841	

# BMCRC - MRO Championships 2023 - Rnd 8 @ Brands Hatch Indy

## BMCRC Formula 400 & INTA Motorcycles Blue Haze GP 2-Stroke

### RACE 12 - SECTOR ANALYSIS



SECTOR 1 = FL to I1, SECTOR 2 = I1 to FL, DIFF = Difference To Personal Best Lap, P = Crossed Finish Line in Pit Lane, D = Time Disallowed

P25		6 R		Aleisha LAYTON		Kawasaki NINJA 300 -	
IDEAL LAP TIME : 57.384		BEST LAP TIME : 57.752		DIFFERENCE : 0.368			
LAP	SECTOR 1	SECTOR 2	LAP TIME	MPH	DIFF	TIME OF DAY	
1 -		23.737	1:06.947	64.95	9.195	15:09:34.400	
2 -	35.055	23.045	58.100 (3)	74.84	0.348	15:10:32.500	
3 -	35.000	23.159	58.159	74.77	0.407	15:11:30.659	
4 -	35.042	23.127	58.169	74.75	0.417	15:12:28.828	
5 -	<b>34.494</b>	23.258	<b>57.752 (1)</b>	<b>75.29</b>		<b>15:13:26.580</b>	
6 -	34.885	<b>22.890</b>	57.775 (2)	75.26	0.023	15:14:24.355	
7 -	35.381	22.963	58.344	74.53	0.592	15:15:22.699	
8 -	35.373	23.597	58.970	73.74	1.218	15:16:21.669	
9 -	34.985	23.454	58.439	74.41	0.687	15:17:20.108	

P26		145 GP		Pete FISHWICK		Yamaha TZ250 - 2T Engineering	
IDEAL LAP TIME : 56.424		BEST LAP TIME : 57.117		DIFFERENCE : 0.693			
LAP	SECTOR 1	SECTOR 2	LAP TIME	MPH	DIFF	TIME OF DAY	
1 -		25.143	1:13.102	59.48	15.985	15:09:40.555	
2 -	35.197	24.054	59.251	73.39	2.134	15:10:39.806	
3 -	35.380	23.718	59.098	73.58	1.981	15:11:38.904	
4 -	<b>33.962</b>	23.245	57.207 (2)	76.01	0.090	15:12:36.111	
5 -	34.655	<b>22.462</b>	<b>57.117 (1)</b>	<b>76.13</b>		<b>15:13:33.228</b>	
6 -	34.627	22.962	57.589	75.51	0.472	15:14:30.817	
7 -	34.359	22.944	57.303	75.88	0.186	15:15:28.120	
8 -	34.249	22.979	57.228 (3)	75.98	0.111	15:16:25.348	
9 -	35.930	23.408	59.338	73.28	2.221	15:17:24.686	

P27		27 S/R		Lucian Silviu SINCA		Kawasaki ZX400R -	
IDEAL LAP TIME : 58.007		BEST LAP TIME : 58.007		DIFFERENCE : 0.000			
LAP	SECTOR 1	SECTOR 2	LAP TIME	MPH	DIFF	TIME OF DAY	
1 -		23.678	1:07.331	64.58	9.324	15:09:34.784	
2 -	35.852	23.536	59.388	73.22	1.381	15:10:34.172	
3 -	35.819	23.733	59.552	73.02	1.545	15:11:33.724	
4 -	35.814	23.401	59.215	73.43	1.208	15:12:32.939	
5 -	35.126	23.310	58.436 (3)	74.41	0.429	15:13:31.375	
6 -	35.267	23.191	58.458	74.38	0.451	15:14:29.833	
7 -	<b>34.865</b>	<b>23.142</b>	<b>58.007 (1)</b>	<b>74.96</b>		<b>15:15:27.840</b>	
8 -	35.177	23.210	58.387 (2)	74.47	0.380	15:16:26.227	

P28		60 GP		Danny GOUGH		Yamaha TZ250 - G Force Motorcycles	
IDEAL LAP TIME : 57.026		BEST LAP TIME : 57.386		DIFFERENCE : 0.360			
LAP	SECTOR 1	SECTOR 2	LAP TIME	MPH	DIFF	TIME OF DAY	
1 -		23.579	1:08.598	63.39	11.212	15:09:36.051	
2 -	35.168	23.702	58.870	73.86	1.484	15:10:34.921	
3 -	36.010	23.738	59.748	72.78	2.362	15:11:34.669	
4 -	35.286	23.176	58.462 (3)	74.38	1.076	15:12:33.131	
5 -	35.372	23.039	58.411 (2)	74.44	1.025	15:13:31.542	
6 -	35.627	<b>22.920</b>	58.547	74.27	1.161	15:14:30.089	
7 -	35.895	23.311	59.206	73.44	1.820	15:15:29.295	
8 -	<b>34.106</b>	23.280	<b>57.386 (1)</b>	<b>75.77</b>		<b>15:16:26.681</b>	

# BMCRC - MRO Championships 2023 - Rnd 8 @ Brands Hatch Indy

## BMCRC Formula 400 & INTA Motorcycles Blue Haze GP 2-Stroke

### RACE 12 - SECTOR ANALYSIS



SECTOR 1 = FL to I1, SECTOR 2 = I1 to FL, DIFF = Difference To Personal Best Lap, P = Crossed Finish Line in Pit Lane, D = Time Disallowed

P29		17 R		Freddie BATE		Kawasaki NINJA 300 - hartjay	
IDEAL LAP TIME : 57.983		BEST LAP TIME : 58.203		DIFFERENCE : 0.220			
LAP	SECTOR 1	SECTOR 2	LAP TIME	MPH	DIFF	TIME OF DAY	
1 -		24.737	1:11.070	61.18	12.867	15:09:38.523	
2 -	35.186	<b>23.508</b>	58.694	74.08	0.491	15:10:37.217	
3 -	34.941	23.625	58.566	74.25	0.363	15:11:35.783	
4 -	34.519	23.968	58.487	74.35	0.284	15:12:34.270	
5 -	34.492	24.011	58.503	74.33	0.300	15:13:32.773	
6 -	<b>34.475</b>	23.987	58.462 (3)	74.38	0.259	15:14:31.235	
7 -	34.822	23.556	58.378 (2)	74.49	0.175	15:15:29.613	
8 -	34.695	<b>23.508</b>	<b>58.203 (1)</b>	<b>74.71</b>		<b>15:16:27.816</b>	

P30		100 M		Karl TOOLE		Kawasaki ZXR 400 - KTMS	
IDEAL LAP TIME : 57.737		BEST LAP TIME : 57.795		DIFFERENCE : 0.058			
LAP	SECTOR 1	SECTOR 2	LAP TIME	MPH	DIFF	TIME OF DAY	
1 -		24.078	1:10.813	61.40	13.018	15:09:38.266	
2 -	36.076	<b>23.025</b>	59.101	73.57	1.306	15:10:37.367	
3 -	35.393	23.240	58.633	74.16	0.838	15:11:36.000	
4 -	35.941	23.564	59.505	73.07	1.710	15:12:35.505	
5 -	35.602	23.310	58.912	73.81	1.117	15:13:34.417	
6 -	<b>34.712</b>	23.083	<b>57.795 (1)</b>	<b>75.24</b>		<b>15:14:32.212</b>	
7 -	34.981	23.269	58.250 (2)	74.65	0.455	15:15:30.462	
8 -	35.143	23.184	58.327 (3)	74.55	0.532	15:16:28.789	

P31		24 S		Harley GODZISZ		Honda NC30 - SonicRacing.co.uk	
IDEAL LAP TIME : 58.295		BEST LAP TIME : 58.534		DIFFERENCE : 0.239			
LAP	SECTOR 1	SECTOR 2	LAP TIME	MPH	DIFF	TIME OF DAY	
1 -		23.797	1:09.149	62.88	10.615	15:09:36.602	
2 -	35.661	23.542	59.203	73.45	0.669	15:10:35.805	
3 -	35.917	23.910	59.827	72.68	1.293	15:11:35.632	
4 -	<b>34.986</b>	23.548	<b>58.534 (1)</b>	<b>74.29</b>		<b>15:12:34.166</b>	
5 -	35.259	23.464	58.723	74.05	0.189	15:13:32.889	
6 -	35.368	23.458	58.826	73.92	0.292	15:14:31.715	
7 -	35.322	<b>23.309</b>	58.631 (2)	74.16	0.097	15:15:30.346	
8 -	35.333	23.387	58.720 (3)	74.05	0.186	15:16:29.066	

P32		911 M		Kian BUSA		Kawasaki 400 NINJA -	
IDEAL LAP TIME : 58.035		BEST LAP TIME : 58.059		DIFFERENCE : 0.024			
LAP	SECTOR 1	SECTOR 2	LAP TIME	MPH	DIFF	TIME OF DAY	
1 -		24.984	1:11.953	60.43	13.894	15:09:39.406	
2 -	36.046	23.938	59.984	72.49	1.925	15:10:39.390	
3 -	35.539	24.102	59.641	72.91	1.582	15:11:39.031	
4 -	35.139	23.795	58.934	73.78	0.875	15:12:37.965	
5 -	<b>34.651</b>	23.668	58.319 (2)	74.56	0.260	15:13:36.284	
6 -	34.656	23.403	<b>58.059 (1)</b>	<b>74.89</b>		<b>15:14:34.343</b>	
7 -	35.523	<b>23.384</b>	58.907	73.82	0.848	15:15:33.250	
8 -	35.236	23.517	58.753 (3)	74.01	0.694	15:16:32.003	

P33		2 S/R		Kees RAMSEY		Kawasaki NINJA 400CC -	
IDEAL LAP TIME : 58.385		BEST LAP TIME : 58.749		DIFFERENCE : 0.364			
LAP	SECTOR 1	SECTOR 2	LAP TIME	MPH	DIFF	TIME OF DAY	
1 -		24.606	1:10.525	61.66	11.776	15:09:37.978	
2 -	35.941	23.654	59.595	72.96	0.846	15:10:37.573	
3 -	35.898	23.581	59.479	73.11	0.730	15:11:37.052	
4 -	<b>35.090</b>	24.085	59.175	73.48	0.426	15:12:36.227	
5 -	35.673	23.501	59.174	73.48	0.425	15:13:35.401	
6 -	35.481	<b>23.295</b>	58.776 (2)	73.98	0.027	15:14:34.177	
7 -	35.249	<b>23.500</b>	<b>58.749 (1)</b>	<b>74.02</b>		<b>15:15:32.926</b>	
8 -	35.462	23.660	59.122 (3)	73.55	0.373	15:16:32.048	

# BMCRC - MRO Championships 2023 - Rnd 8 @ Brands Hatch Indy

## BMCRC Formula 400 & INTA Motorcycles Blue Haze GP 2-Stroke

### RACE 12 - SECTOR ANALYSIS



SECTOR 1 = FL to I1, SECTOR 2 = I1 to FL, DIFF = Difference To Personal Best Lap, P = Crossed Finish Line in Pit Lane, D = Time Disallowed

<b>P34</b>	<b>116 S</b>	<b>Andrew WILKINS</b>	Kawasaki ZXR 400 - David Simon Tuning			
IDEAL LAP TIME : 59.325		BEST LAP TIME : 59.325	DIFFERENCE : 0.000			

LAP	SECTOR 1	SECTOR 2	LAP TIME	MPH	DIFF	TIME OF DAY
1 -		24.821	1:11.615	60.72	12.290	15:09:39.068
2 -	36.257	25.004	1:01.261	70.98	1.936	15:10:40.329
3 -	36.646	24.068	1:00.714	71.62	1.389	15:11:41.043
4 -	36.205	24.052	1:00.257	72.16	0.932	15:12:41.300
5 -	36.315	23.929	1:00.244	72.18	0.919	15:13:41.544
6 -	36.079	24.102	1:00.181 (3)	72.25	0.856	15:14:41.725
7 -	<b>35.567</b>	<b>23.758</b>	<b>59.325 (1)</b>	<b>73.30</b>		<b>15:15:41.050</b>
8 -	36.008	23.985	59.993 (2)	72.48	0.668	15:16:41.043

<b>P35</b>	<b>15 M</b>	<b>Luis VASCONCELOS</b>	Kawasaki NINJA 400 -			
IDEAL LAP TIME : 1:00.952		BEST LAP TIME : 1:01.138	DIFFERENCE : 0.186			

LAP	SECTOR 1	SECTOR 2	LAP TIME	MPH	DIFF	TIME OF DAY
1 -		26.763	1:14.376	58.46	13.238	15:09:41.829
2 -	36.659	<b>24.742</b>	1:01.401 (2)	70.82	0.263	15:10:43.230
3 -	37.054	25.144	1:02.198	69.91	1.060	15:11:45.428
4 -	36.920	25.293	1:02.213	69.89	1.075	15:12:47.641
5 -	36.976	25.075	1:02.051	70.08	0.913	15:13:49.692
6 -	<b>36.210</b>	24.928	<b>1:01.138 (1)</b>	<b>71.12</b>		<b>15:14:50.830</b>
7 -	36.353	25.214	1:01.567 (3)	70.63	0.429	15:15:52.397
8 -	37.318	25.138	1:02.456	69.62	1.318	15:16:54.853

<b>P36</b>	<b>16 S</b>	<b>Alan MAJOR</b>	Kawasaki ZXR400 - Major Performance Developments			
IDEAL LAP TIME : 53.561		BEST LAP TIME : 53.561	DIFFERENCE : 0.000			

LAP	SECTOR 1	SECTOR 2	LAP TIME	MPH	DIFF	TIME OF DAY
1 -		22.032	1:00.437	71.95	6.876	15:09:27.890
2 -	<b>32.017</b>	<b>21.544</b>	<b>53.561 (1)</b>	<b>81.18</b>		<b>15:10:21.451</b>

<b>P37</b>	<b>199 GP</b>	<b>Michael FROST</b>	Yamaha TZ250 4DP -			
IDEAL LAP TIME : 1:02.981		BEST LAP TIME : 1:02.981	DIFFERENCE : 0.000			

LAP	SECTOR 1	SECTOR 2	LAP TIME	MPH	DIFF	TIME OF DAY
1 -		26.146	1:14.522	58.35	11.541	15:09:41.975
2 -	<b>37.674</b>	<b>25.307</b>	<b>1:02.981 (1)</b>	<b>69.04</b>		<b>15:10:44.956</b>



# BMCRC - MRO Championships 2023 - Rnd 8 @ Brands Hatch Indy

## BMCRC Formula 400 & INTA Motorcycles Blue Haze GP 2-Stroke

### RACE 12 - BEST SECTORS

SECTOR 1			SECTOR 2			IDEAL / BEST COMPARISON						
POS	NO	NAME	TIME	NO	NAME	TIME	POS	NO	NAME	IDEAL	BEST	DIFF
									<b>PERFECT LAP</b>	<b>51.455</b>		
1	8	ATKINSON	<b>30.930</b>	50	MORRISON	<b>20.525</b>	1	50	MORRISON	51.634	51.634	<b>0.000</b>
2	50	MORRISON	<b>31.109</b>	8	ATKINSON	<b>20.770</b>	2	8	ATKINSON	51.700	51.846	<b>0.146</b>
3	25	SMITH	<b>31.239</b>	5	LEA	<b>20.940</b>	3	151	SMITH	52.298	52.372	<b>0.074</b>
4	151	SMITH	<b>31.279</b>	151	SMITH	<b>21.019</b>	4	25	SMITH	52.434	52.598	<b>0.164</b>
5	5	LEA	<b>31.743</b>	277	HAYWARD	<b>21.119</b>	5	5	LEA	52.683	52.753	<b>0.070</b>
6	85	ROBINSON	<b>31.852</b>	25	SMITH	<b>21.195</b>	6	67	METCALFE	53.172	53.326	<b>0.154</b>
7	67	METCALFE	<b>31.967</b>	67	METCALFE	<b>21.205</b>	7	277	HAYWARD	53.203	53.327	<b>0.124</b>
8	16	MAJOR	<b>32.017</b>	4	SEATH	<b>21.269</b>	8	85	ROBINSON	53.367	53.555	<b>0.188</b>
9	277	HAYWARD	<b>32.084</b>	85	ROBINSON	<b>21.515</b>	9	4	SEATH	53.460	53.485	<b>0.025</b>
10	4	SEATH	<b>32.191</b>	155	CHAPMAN	<b>21.515</b>	10	16	MAJOR	53.561	53.561	<b>0.000</b>
11	155	CHAPMAN	<b>32.460</b>	77	GLASGOW	<b>21.520</b>	11	155	CHAPMAN	53.975	53.975	<b>0.000</b>
12	53	WHITING	<b>32.528</b>	16	MAJOR	<b>21.544</b>	12	77	GLASGOW	54.133	54.133	<b>0.000</b>
13	65	MOXON	<b>32.553</b>	65	MOXON	<b>21.688</b>	13	65	MOXON	54.241	54.241	<b>0.000</b>
14	77	GLASGOW	<b>32.613</b>	12	MARTIN	<b>21.798</b>	14	53	WHITING	54.397	54.580	<b>0.183</b>
15	12	MARTIN	<b>33.004</b>	53	WHITING	<b>21.869</b>	15	12	MARTIN	54.802	54.889	<b>0.087</b>
16	123	GALLAGHER	<b>33.199</b>	123	GALLAGHER	<b>22.010</b>	16	123	GALLAGHER	55.209	55.329	<b>0.120</b>
17	152	GOLDSMITH	<b>33.213</b>	3	BARRETT	<b>22.074</b>	17	3	BARRETT	55.398	55.776	<b>0.378</b>
18	74	CHANDLER	<b>33.313</b>	52	BAYLEY	<b>22.118</b>	18	74	CHANDLER	55.455	55.628	<b>0.173</b>
19	3	BARRETT	<b>33.324</b>	90	RAPA	<b>22.140</b>	19	152	GOLDSMITH	55.467	55.704	<b>0.237</b>
20	90	RAPA	<b>33.738</b>	74	CHANDLER	<b>22.142</b>	20	90	RAPA	55.878	55.878	<b>0.000</b>
21	115	DONKERSLEY	<b>33.772</b>	152	GOLDSMITH	<b>22.254</b>	21	115	DONKERSLEY	56.101	56.332	<b>0.231</b>
22	145	FISHWICK	<b>33.962</b>	7	DEWHURST	<b>22.303</b>	22	7	DEWHURST	56.387	56.484	<b>0.097</b>
23	7	DEWHURST	<b>34.084</b>	115	DONKERSLEY	<b>22.329</b>	23	145	FISHWICK	56.424	57.117	<b>0.693</b>
24	60	GOUGH	<b>34.106</b>	145	FISHWICK	<b>22.462</b>	24	52	BAYLEY	56.649	56.935	<b>0.286</b>
25	101	ROSSATO	<b>34.178</b>	101	ROSSATO	<b>22.650</b>	25	101	ROSSATO	56.828	56.976	<b>0.148</b>
26	42	ATKINS	<b>34.350</b>	6	LAYTON	<b>22.890</b>	26	60	GOUGH	57.026	57.386	<b>0.360</b>
27	17	BATE	<b>34.475</b>	60	GOUGH	<b>22.920</b>	27	42	ATKINS	57.287	57.317	<b>0.030</b>
28	6	LAYTON	<b>34.494</b>	42	ATKINS	<b>22.937</b>	28	6	LAYTON	57.384	57.752	<b>0.368</b>
29	52	BAYLEY	<b>34.531</b>	100	TOOLE	<b>23.025</b>	29	100	TOOLE	57.737	57.795	<b>0.058</b>
30	911	BUSA	<b>34.651</b>	27	SINCA	<b>23.142</b>	30	17	BATE	57.983	58.203	<b>0.220</b>
31	100	TOOLE	<b>34.712</b>	2	RAMSEY	<b>23.295</b>	31	27	SINCA	58.007	58.007	<b>0.000</b>
32	27	SINCA	<b>34.865</b>	24	GODZISZ	<b>23.309</b>	32	911	BUSA	58.035	58.059	<b>0.024</b>
33	24	GODZISZ	<b>34.986</b>	911	BUSA	<b>23.384</b>	33	24	GODZISZ	58.295	58.534	<b>0.239</b>
34	2	RAMSEY	<b>35.090</b>	17	BATE	<b>23.508</b>	34	2	RAMSEY	58.385	58.749	<b>0.364</b>
35	116	WILKINS	<b>35.567</b>	116	WILKINS	<b>23.758</b>	35	116	WILKINS	59.325	59.325	<b>0.000</b>
36	15	VASCONCELOS	<b>36.210</b>	15	VASCONCELOS	<b>24.742</b>	36	15	VASCONCELOS	1:00.952	1:01.138	<b>0.186</b>
37	199	FROST	<b>37.674</b>	199	FROST	<b>25.307</b>	37	199	FROST	1:02.981	1:02.981	<b>0.000</b>

**BMCRC - MRO Championships 2023 - Rnd 8 @ Brands Hatch Indy**  
**BMCRC Formula 400 & INTA Motorcycles Blue Haze GP 2-Stroke**  
**RACE 12 - STATISTICS**

**Competitors Started** 37  
**Planned Start** 2023-09-30 @ 15:15:00.000  
**Actual Start** 2023-09-30 @ 15:08:27.452  
**Finish Time** 2023-09-30 @ 15:16:25.384  
**Track Length** 1.2079mi.  
**Total Laps** 310  
**Total Distance Covered** 374.4631mi.

**Session Fastest Lap History**

NO	CL	NAME	LAP TIME	TIME OF DAY	LAP	VEHICLE
151	M	Nick SMITH	<b>52.372</b>	15:10:17.140	2	Kawasaki ZXR400
50	GP	Sean MORRISON	<b>52.356</b>	15:11:12.531	3	Honda RS 250
50	GP	Sean MORRISON	<b>52.297</b>	15:12:57.414	5	Honda RS 250
50	GP	Sean MORRISON	<b>51.634</b>	15:13:49.046	6	Honda RS 250

**Session Leader History**

NO	CL	NAME	FROM LAP	LAPS LED	DISTANCE	VEHICLE
151	M	Nick SMITH	1	8	9.66 miles	Kawasaki ZXR400
50	GP	Sean MORRISON	9	1	1.20 miles	Honda RS 250

**Flag History**

TYPE	TIME OF DAY
GREEN	15:08:27.452
FINISH	15:16:25.384

**Flag Statistics**

TYPE	COUNT	TOTAL LAPS	TOTAL TIME
Green	1	9	9:26.297
Red	0	0	0.000
Safety Car	0	0	0.000
FCY	0	0	0.000

# BMCRC - MRO Championships 2023 - Rnd 8 @ Brands Hatch Indy

## BMCRC Formula 400 & INTA Motorcycles Blue Haze GP 2-Stroke

### RACE 12 - STATISTICS

**CLASS : M**

9 Starters

#### Fastest Lap History

NO	NAME	LAP TIME	TIME OF DAY	LAP	VEHICLE
151	Nick SMITH	52.372	15:10:17.140	2	Kawasaki ZXR400

#### Leader History

NO	NAME	FROM LAP	LAPS LED	DISTANCE	VEHICLE
151	Nick SMITH	1	9	10.87 miles	Kawasaki ZXR400

# BMCRC - MRO Championships 2023 - Rnd 8 @ Brands Hatch Indy

## BMCRC Formula 400 & INTA Motorcycles Blue Haze GP 2-Stroke

### RACE 12 - STATISTICS

**CLASS : S**

6 Starters

#### Fastest Lap History

NO	NAME	LAP TIME	TIME OF DAY	LAP	VEHICLE
16	Alan MAJOR	53.561	15:10:21.462	2	Kawasaki ZXR400

#### Leader History

NO	NAME	FROM LAP	LAPS LED	DISTANCE	VEHICLE
16	Alan MAJOR	1	2	2.41 miles	Kawasaki ZXR400
152	Sean GOLDSMITH	3	7	8.45 miles	Honda NC30

**BMCRC - MRO Championships 2023 - Rnd 8 @ Brands Hatch Indy**  
**BMCRC Formula 400 & INTA Motorcycles Blue Haze GP 2-Stroke**  
**RACE 12 - STATISTICS**

**CLASS : S/R**

5 Starters

**Fastest Lap History**

NO	NAME	LAP TIME	TIME OF DAY	LAP	VEHICLE
123	Mark GALLAGHER	55.418	15:10:25.438	2	Honda RVF 400
123	Mark GALLAGHER	55.329	15:11:20.767	3	Honda RVF 400

**Leader History**

NO	NAME	FROM LAP	LAPS LED	DISTANCE	VEHICLE
123	Mark GALLAGHER	1	9	10.87 miles	Honda RVF 400

# BMCRC - MRO Championships 2023 - Rnd 8 @ Brands Hatch Indy

## BMCRC Formula 400 & INTA Motorcycles Blue Haze GP 2-Stroke

### RACE 12 - STATISTICS

CLASS : GP

15 Starters

#### Fastest Lap History

NO	NAME	LAP TIME	TIME OF DAY	LAP	VEHICLE
5	John LEA	53.129	15:10:19.272	2	Yamaha TZ 250
8	Phil ATKINSON	52.642	15:10:19.565	2	Yamaha TZ350
8	Phil ATKINSON	52.626	15:11:12.192	3	Yamaha TZ350
50	Sean MORRISON	52.356	15:11:12.531	3	Honda RS 250
50	Sean MORRISON	52.297	15:12:57.414	5	Honda RS 250
50	Sean MORRISON	51.634	15:13:49.046	6	Honda RS 250

#### Leader History

NO	NAME	FROM LAP	LAPS LED	DISTANCE	VEHICLE
5	John LEA	1	3	3.62 miles	Yamaha TZ 250
8	Phil ATKINSON	4	1	1.20 miles	Yamaha TZ350
50	Sean MORRISON	5	5	6.03 miles	Honda RS 250

**BMCRC - MRO Championships 2023 - Rnd 8 @ Brands Hatch Indy**  
**BMCRC Formula 400 & INTA Motorcycles Blue Haze GP 2-Stroke**  
**RACE 12 - STATISTICS**

**CLASS : R**

2 Starters

**Fastest Lap History**

NO	NAME	LAP TIME	TIME OF DAY	LAP	VEHICLE
6	Aleisha LAYTON	<b>58.100</b>	15:10:32.509	2	Kawasaki NINJA 300
6	Aleisha LAYTON	<b>57.752</b>	15:13:26.589	5	Kawasaki NINJA 300

**Leader History**

NO	NAME	FROM LAP	LAPS LED	DISTANCE	VEHICLE
6	Aleisha LAYTON	1	9	10.87 miles	Kawasaki NINJA 300

**BMCRC - MRO Championships 2023 - Rnd 8 @ Brands Hatch Indy**  
**BMCRC Formula 400 & INTA Motorcycles Blue Haze GP 2-Stroke**  
**RACE 1 - GRID (11 Laps)**

ROW 13	39	577	Richard BUCKHAM	38	98	Dan HART	37	199	Michael FROST	1:02.981
ROW 12	36	15	Luis VASCONCELOS	35	116	Andrew WILKINS	34	2	Kees RAMSEY	58.749
ROW 11	33	24	Harley GODZISZ	32	17	Freddie BATE	31	911	Kian BUSA	58.059
ROW 10	30	27	Lucian Silviu SINCA	29	100	Karl TOOLE	28	6	Aleisha LAYTON	57.752
ROW 9	27	60	Danny GOUGH	26	42	David ATKINS	25	145	Pete FISHWICK	57.117
ROW 8	24	101	Francesco ROSSATO	23	52	Stephen BAYLEY	22	7	Roy DEWHURST	56.484
ROW 7	21	115	Jake DONKERSLEY	20	90	Steve RAPA	19	3	Tom BARRETT	55.776
ROW 6	18	152	Sean GOLDSMITH	17	74	James CHANDLER	16	123	Mark GALLAGHER	55.329
ROW 5	15	12	Adrian MARTIN	14	53	Mark WHITING	13	65	Andrew MOXON	54.241
ROW 4	12	77	Andrew GLASGOW	11	155	Roy CHAPMAN	10	16	Alan MAJOR	53.561
ROW 3	9	85	James ROBINSON	8	4	James SEATH	7	277	Richard HAYWARD	53.327
ROW 2	6	67	Paul METCALFE	5	5	John LEA	4	25	Haydon SMITH	52.598
ROW 1	3	151	Nick SMITH	2	8	Phil ATKINSON	1	50	Sean MORRISON	51.634

**Pole**

Brands Hatch Indy: 1.2079 miles

These results are provisional until the conclusion of any judicial and technical matters.

Clerk Of Course :	Stewards :	Timekeeper : <i>Craig Smith</i>
-------------------	------------	------------------------------------

Results can be found at [www.tsl-timing.com](http://www.tsl-timing.com)

Printed - 15:22 Saturday, 30 September 2023





## BMCRC - MRO Championships 2023 - Rnd 8 @ Brands Hatch Indy

### BMCRC Formula 400 & INTA Motorcycles Blue Haze GP 2-Stroke

#### RACE 1 - CLASSIFICATION

POS	NO	CL	PIC NAME	ENTRY	LAPS	TIME	GAP	DIFF	MPH	BEST	ON
1	50	GP	1 Sean MORRISON	Honda RS 250 - Fincham's two strokes	11	9:42.626			82.10	51.713	10
2	8	GP	2 Phil ATKINSON	Yamaha TZ350 - ROSE MOT/Q Oil Treatments	11	9:43.273	0.647	0.647	82.01	52.019	10
3	5	GP	3 John LEA	Yamaha TZ 250 - P G & J Lea Plumbing & heating	11	9:45.017	2.391	1.744	81.76	51.540	6
4	151	M	1 Nick SMITH	Kawasaki ZXR400 - HI-Precision Engineering Ltd	11	9:46.096	3.470	1.079	81.61	52.335	9
5	25	M	2 Haydon SMITH	Kawasaki ZXR400 - HI-Precision Engineering Ltd	11	9:47.116	4.490	1.020	81.47	52.048	6
6	75	M	3 Anthony JOHNSON	Yamaha TZR250 - INTA MOTORCYCLE SERVICE!	11	9:51.798	9.172	4.682	80.82	52.422	7
7	67	GP	4 Paul METCALFE	Honda RS250 -	11	9:54.800	12.174	3.002	80.42	52.588	10
8	277	GP	5 Richard HAYWARD	Yamaha TZ 250 4DP - GForce/Hayward R Ltd/Snap	11	9:56.046	13.420	1.246	80.25	52.950	10
9	4	M	4 James SEATH	Kawasaki ZXR400 L9 - Ovenden Earthmoving	11	10:00.435	17.809	4.389	79.66	53.076	7
10	85	M	5 James ROBINSON	Kawasaki ZXR400 - claire palastanga ceramics	11	10:00.500	17.874	0.065	79.65	53.352	5
11	77	GP	6 Andrew GLASGOW	Yamaha TZ250 5KE - Hiab service (hw) ltd	11	10:01.778	19.152	1.278	79.48	53.412	5
12	155	GP	7 Roy CHAPMAN	Yamaha TZ350 - Self	11	10:03.759	21.133	1.981	79.22	53.310	7
13	16	S	1 Alan MAJOR	Kawasaki ZXR400 - Major Performance Developme	11	10:06.854	24.228	3.095	78.82	53.634	4
14	74	GP	8 James CHANDLER	Honda RS250 - Finchams two strokes	11	10:14.709	32.083	7.855	77.81	54.637	6
15	3	GP	9 Tom BARRETT	Honda RS250 -	11	10:16.706	34.080	1.997	77.56	53.772	4
16	123	S/R	1 Mark GALLAGHER	Honda RVF 400 -	11	10:21.733	39.107	5.027	76.93	55.205	4
17	90	S	2 Steve RAPA	-	11	10:25.179	42.553	3.446	76.51	55.704	11
18	115	S/R	2 Jake DONKERSLEY	Honda VFR400 NC30 -	11	10:25.321	42.695	0.142	76.49	55.700	10
19	52	GP	10 Stephen BAYLEY	Yamaha TZ 250 - Mander Organ Builders	11	10:28.972	46.346	3.651	76.05	55.070	10
20	7	M	6 Roy DEWHURST	Kawasaki ZXR 400 - Dawn	11	10:29.772	47.146	0.800	75.95	55.806	8
21	27	S/R	3 Lucian Silviu SINCA	Kawasaki ZX400R -	10	9:43.701	1 Lap	1 Lap	74.50	56.806	4
22	100	M	7 Karl TOOLE	Kawasaki ZXR 400 - KTMS	10	9:45.410	1 Lap	1.709	74.28	56.636	6
23	101	S/R	4 Francesco ROSSATO	Kawasaki ZXR400 -	10	9:46.264	1 Lap	0.854	74.17	57.433	8
24	6	R	1 Aleisha LAYTON	Kawasaki NINJA 300 -	10	9:46.899	1 Lap	0.635	74.09	56.852	8
25	17	R	2 Freddie BATE	Kawasaki NINJA 300 - hartjay	10	9:47.871	1 Lap	0.972	73.97	56.834	5
26	60	GP	11 Danny GOUGH	Yamaha TZ250 - G Force Motorcycles	10	9:48.272	1 Lap	0.401	73.92	56.802	3
27	199	GP	12 Michael FROST	Yamaha TZ250 4DP -	10	9:55.096	1 Lap	6.824	73.07	57.624	8
28	42	S	3 David ATKINS	Honda CBR 400 NC29 - DA PLUMBING and MECH	10	9:55.553	1 Lap	0.457	73.01	57.420	5
29	911	M	8 Kian BUSA	Kawasaki 400 NINJA -	10	9:56.208	1 Lap	0.655	72.93	58.053	8
30	24	S	4 Harley GODZISZ	Honda NC30 - SonicRacing.co.uk	10	10:08.696	1 Lap	12.488	71.44	59.221	9
31	116	S	5 Andrew WILKINS	Kawasaki ZXR 400 - David Simon Tuning	10	10:12.804	1 Lap	4.108	70.96	57.853	9
32	2	S/R	5 Kees RAMSEY	Kawasaki NINJA 400CC -	10	10:12.925	1 Lap	0.121	70.94	58.967	9
33	15	M	9 Luis VASCONCELOS	Kawasaki NINJA 400 -	10	10:17.375	1 Lap	4.450	70.43	59.761	7

#### NOT CLASSIFIED

DNF	152	S	Sean GOLDSMITH	Honda NC30 - Vanguard motorsport	6	5:40.763	5 Laps	4 Laps	76.56	55.222	5
DNF	12	GP	Adrian MARTIN	Yamaha TZ250 - Strategic business development &	1	1:09.105	10 Laps	5 Laps	62.92		

#### FASTEST LAP

5	GP	John LEA	Yamaha TZ 250 - P G & J Lea Plumbing & heating	6	51.540	84.37 mph	135.78 kph
25	M	Haydon SMITH	Kawasaki ZXR400 - HI-Precision Engineering Ltd	6	52.048	83.54 mph	134.46 kph
16	S	Alan MAJOR	Kawasaki ZXR400 - Major Performance Developme	4	53.634	81.07 mph	130.48 kph
123	S/R	Mark GALLAGHER	Honda RVF 400 -	4	55.205	78.77 mph	126.77 kph
17	R	Freddie BATE	Kawasaki NINJA 300 - hartjay	5	56.834	76.51 mph	123.13 kph

Class GP - 92.5% of Race Speed = 75.94 mph

Class M - 92.5% of Race Speed = 75.48 mph

Class S - 92.5% of Race Speed = 72.90 mph

Class S/R - 92.5% of Race Speed = 71.16 mph

Class R - 92.5% of Race Speed = 68.53 mph

Race Distance: 11 Laps / 13.28 miles

Brands Hatch Indy: 1.2079 miles

Date: 01/10/2023 Start: 10:28 Finish: 10:38

Weather / Track : Cloudy / Dry

These results are provisional until the conclusion of any judicial and technical matters.

Clerk Of Course :

Stewards :

Timekeeper :

*Craig Smith*



# BMCRC - MRO Championships 2023 - Rnd 8 @ Brands Hatch Indy

## BMCRC Formula 400 & INTA Motorcycles Blue Haze GP 2-Stroke

### RACE 1 - LAP CHART

**LAP 10 @ 10:37:29.602**

NO	BEHIND	LAP TIME
50		51.713
8	0.639	52.019
5	1.759	52.370
151	3.692	52.642
25	4.450	52.815
42	1 Lap	59.660
199	1 Lap	57.820
911	1 Lap	58.285
75	9.558	52.819
67	12.056	52.588
277	13.000	52.950
85	16.390	54.572
4	16.655	53.616
77	18.785	54.724
24	1 Lap	59.221
155	20.201	53.856
16	22.303	54.810
2	1 Lap	58.967
116	1 Lap	57.853
15	1 Lap	1:00.077
74	28.807	54.710
3	29.240	54.545
123	35.920	56.108
90	39.946	55.731
115	40.018	55.700
7	43.609	55.859
52	44.230	55.070

**LAP 11 @ 10:38:22.699**

NO	BEHIND	LAP TIME
50		53.097
8	0.647	53.105
27	1 Lap	56.845
5	2.391	53.729
100	1 Lap	57.904
151	3.470	52.875
101	1 Lap	58.459
6	1 Lap	57.461
25	4.490	53.137
17	1 Lap	58.523
60	1 Lap	1:00.004
75	9.172	52.711
67	12.174	53.215
199	1 Lap	57.863
42	1 Lap	58.485
277	13.420	53.517
911	1 Lap	58.893
4	17.809	54.251
85	17.874	54.581
77	19.152	53.464
155	21.133	54.029
16	24.228	55.022
24	1 Lap	59.563
116	1 Lap	58.304
2	1 Lap	59.164
74	32.083	56.373
3	34.080	57.937
15	1 Lap	1:00.684
123	39.107	56.284
90	42.553	55.704
115	42.695	55.774
52	46.346	55.213
7	47.146	56.634

Weather / Track : Cloudy / Dry

Brands Hatch Indy: 1.2079 miles  
Date: 01/10/2023 Start: 10:28 Finish: 10:38

# BMCRC - MRO Championships 2023 - Rnd 8 @ Brands Hatch Indy

## BMCRC Formula 400 & INTA Motorcycles Blue Haze GP 2-Stroke

### RACE 1 - POSITION CHART

No	Name	Lap Pos	Lap												
			1	2	3	4	5	6	7	8	9	10	11		
50	MORRISON	1	50	50	50	50	50	50	50	50	50	50	50	50	50
8	ATKINSON	2	151	5	8	8	8	8	8	8	8	8	8	8	8
151	SMITH	3	5	151	151	151	151	5	5	5	5	5	5	5	5
25	SMITH	4	8	8	25	25	5	151	151	151	151	151	151	151	151
5	LEA	5	25	25	5	5	25	25	25	25	25	25	25	25	25
67	METCALFE	6	277	277	277	277	75	75	75	75	75	75	75	75	75
277	HAYWARD	7	67	67	67	75	277	277	67	67	67	67	67	67	67
4	SEATH	8	85	85	75	67	67	67	277	277	277	277	277	277	277
85	ROBINSON	9	4	75	85	85	85	85	85	85	85	85	85	85	4
16	MAJOR	10	16	4	4	4	4	4	4	4	4	4	4	4	85
155	CHAPMAN	11	75	16	16	16	16	77	77	77	77	77	77	77	77
77	GLASGOW	12	74	77	77	77	77	16	16	155	155	155	155	155	155
12	MARTIN	13	77	74	155	155	155	155	155	16	16	16	16	16	16
123	GALLAGHER	14	123	155	74	74	74	74	74	74	74	74	74	74	74
74	CHANDLER	15	152	123	123	123	3	3	3	3	3	3	3	3	3
152	GOLDSMITH	16	155	152	152	3	123	123	123	123	123	123	123	123	123
3	BARRETT	17	90	90	3	152	152	152	90	90	90	90	90	90	90
90	RAPA	18	115	115	90	90	90	90	115	115	115	115	115	115	115
115	DONKERSLEY	19	3	3	115	115	115	115	7	7	7	7	7	7	52
7	DEWHURST	20	101	101	7	7	7	7	52	52	52	52	52	52	7
52	BAYLEY	21	27	27	101	27	52	52	27	27	27	27	27	27	27
101	ROSSATO	22	7	7	27	101	27	27	101	101	100	100	100	100	100
42	ATKINS	23	6	6	60	52	101	101	60	60	101	101	101	101	101
60	GOUGH	24	60	60	52	60	60	60	100	100	60	6	6	6	6
6	LAYTON	25	17	52	6	6	6	17	17	17	17	17	17	17	17
100	TOOLE	26	52	17	17	17	17	6	6	6	6	6	6	60	60
27	SINCA	27	12	911	100	100	100	100	42	42	42	199	199	199	199
911	BUSA	28	911	100	911	911	42	42	911	911	199	42	42	42	42
17	BATE	29	100	42	42	42	911	911	199	199	911	911	911	911	911
24	GODZISZ	30	42	24	199	199	199	199	24	24	24	24	24	24	24
2	RAMSEY	31	24	199	24	24	24	24	2	2	2	116	116	116	116
116	WILKINS	32	199	15	15	15	15	2	15	15	116	2	2	2	2
15	VASCONCELOS	33	2	116	116	116	116	15	116	116	15	15	15	15	15
199	FROST	34	15	2	2	2	2	116	116	116	15	15	15	15	15
75	JOHNSON	35	116	116	116	116	116	116	116	116	116	116	116	116	116

# BMCRC - MRO Championships 2023 - Rnd 8 @ Brands Hatch Indy

## BMCRC Formula 400 & INTA Motorcycles Blue Haze GP 2-Stroke

### RACE 1 - SECTOR ANALYSIS



SECTOR 1 = FL to I1, SECTOR 2 = I1 to FL, DIFF = Difference To Personal Best Lap, P = Crossed Finish Line in Pit Lane, D = Time Disallowed

P1		50 GP	Sean MORRISON	Honda RS 250 - Fincham's two strokes		
IDEAL LAP TIME : 51.662		BEST LAP TIME : 51.713		DIFFERENCE : 0.051		
LAP	SECTOR 1	SECTOR 2	LAP TIME	MPH	DIFF	TIME OF DAY
1 -		21.308	57.951	75.03	6.238	10:29:38.024
2 -	31.992	21.188	53.180	81.77	1.467	10:30:31.204
3 -	31.723	20.774	52.497	82.83	0.784	10:31:23.701
4 -	31.604	20.842	52.446	82.91	0.733	10:32:16.147
5 -	31.508	21.159	52.667	82.56	0.954	10:33:08.814
6 -	31.373	<b>20.559</b>	51.932 (2)	83.73	0.219	10:34:00.746
7 -	31.359	20.697	52.056 (3)	83.53	0.343	10:34:52.802
8 -	31.666	20.568	52.234	83.25	0.521	10:35:45.036
9 -	31.309	21.544	52.853	82.27	1.140	10:36:37.889
10 -	<b>31.103</b>	20.610	<b>51.713 (1)</b>	<b>84.09</b>		<b>10:37:29.602</b>
11 -	32.201	20.896	53.097	81.89	1.384	10:38:22.699

P2		8 GP	Phil ATKINSON	Yamaha TZ350 - ROSE MOT/Q Oil Treatments		
IDEAL LAP TIME : 51.707		BEST LAP TIME : 52.019		DIFFERENCE : 0.312		
LAP	SECTOR 1	SECTOR 2	LAP TIME	MPH	DIFF	TIME OF DAY
1 -		21.315	59.455	73.14	7.436	10:29:39.528
2 -	31.664	20.729	52.393	82.99	0.374	10:30:31.921
3 -	31.617	20.891	52.508	82.81	0.489	10:31:24.429
4 -	31.320	20.773	52.093 (2)	83.47	0.074	10:32:16.522
5 -	31.451	21.101	52.552	82.74	0.533	10:33:09.074
6 -	31.463	20.802	52.265	83.20	0.246	10:34:01.339
7 -	31.266	21.330	52.596	82.67	0.577	10:34:53.935
8 -	31.377	20.778	52.155	83.37	0.136	10:35:46.090
9 -	<b>31.051</b>	21.081	52.132 (3)	83.41	0.113	10:36:38.222
10 -	31.363	<b>20.656</b>	<b>52.019 (1)</b>	<b>83.59</b>		<b>10:37:30.241</b>
11 -	31.895	21.210	53.105	81.88	1.086	10:38:23.346

P3		5 GP	John LEA	Yamaha TZ 250 - P G & J Lea Plumbing & heating		
IDEAL LAP TIME : 51.540		BEST LAP TIME : 51.540		DIFFERENCE : 0.000		
LAP	SECTOR 1	SECTOR 2	LAP TIME	MPH	DIFF	TIME OF DAY
1 -		21.039	58.832	73.91	7.292	10:29:38.905
2 -	31.872	20.939	52.811	82.34	1.271	10:30:31.716
3 -	33.152	20.952	54.104	80.37	2.564	10:31:25.820
4 -	31.419	20.761	52.180	83.33	0.640	10:32:18.000
5 -	31.594	20.683	52.277	83.18	0.737	10:33:10.277
6 -	<b>31.023</b>	<b>20.517</b>	<b>51.540 (1)</b>	<b>84.37</b>		<b>10:34:01.817</b>
7 -	31.288	22.064	53.352	81.50	1.812	10:34:55.169
8 -	31.128	20.718	51.846 (2)	83.87	0.306	10:35:47.015
9 -	31.254	20.722	51.976 (3)	83.66	0.436	10:36:38.991
10 -	31.837	20.533	52.370	83.03	0.830	10:37:31.361
11 -	32.456	21.273	53.729	80.93	2.189	10:38:25.090

P4		151 M	Nick SMITH	Kawasaki ZXR400 - Hi-Precision Engineering Ltd		
IDEAL LAP TIME : 52.114		BEST LAP TIME : 52.335		DIFFERENCE : 0.221		
LAP	SECTOR 1	SECTOR 2	LAP TIME	MPH	DIFF	TIME OF DAY
1 -		21.471	58.597	74.21	6.262	10:29:38.670
2 -	31.850	21.263	53.113	81.87	0.778	10:30:31.783
3 -	31.519	21.235	52.754	82.43	0.419	10:31:24.537
4 -	31.446	21.145	52.591	82.68	0.256	10:32:17.128
5 -	31.216	21.162	52.378 (3)	83.02	0.043	10:33:09.506
6 -	31.429	<b>20.948</b>	52.377 (2)	83.02	0.042	10:34:01.883
7 -	31.506	22.424	53.930	80.63	1.595	10:34:55.813
8 -	31.279	21.225	52.504	82.82	0.169	10:35:48.317
9 -	<b>31.166</b>	21.169	<b>52.335 (1)</b>	<b>83.09</b>		<b>10:36:40.652</b>
10 -	31.635	21.007	52.642	82.60	0.307	10:37:33.294
11 -	31.421	21.454	52.875	82.24	0.540	10:38:26.169

# BMCRC - MRO Championships 2023 - Rnd 8 @ Brands Hatch Indy

## BMCRC Formula 400 & INTA Motorcycles Blue Haze GP 2-Stroke

### RACE 1 - SECTOR ANALYSIS



SECTOR 1 = FL to I1, SECTOR 2 = I1 to FL, DIFF = Difference To Personal Best Lap, P = Crossed Finish Line in Pit Lane, D = Time Disallowed

<b>P5 25 M Haydon SMITH</b>		Kawasaki ZXR400 - HI-Precision Engineering Ltd				
IDEAL LAP TIME : 51.883		BEST LAP TIME : 52.048		DIFFERENCE : 0.165		
LAP	SECTOR 1	SECTOR 2	LAP TIME	MPH	DIFF	TIME OF DAY
1 -		21.475	59.859	72.64	7.811	10:29:39.932
2 -	31.403	21.266	52.669	82.56	0.621	10:30:32.601
3 -	31.682	21.213	52.895	82.21	0.847	10:31:25.496
4 -	31.245	21.191	52.436 (2)	82.93	0.388	10:32:17.932
5 -	31.303	21.207	52.510	82.81	0.462	10:33:10.442
6 -	31.186	<b>20.862</b>	<b>52.048 (1)</b>	<b>83.54</b>		<b>10:34:02.490</b>
7 -	31.095	22.646	53.741	80.91	1.693	10:34:56.231
8 -	<b>31.021</b>	21.486	52.507	82.81	0.459	10:35:48.738
9 -	31.054	21.445	52.499 (3)	82.83	0.451	10:36:41.237
10 -	31.612	21.203	52.815	82.33	0.767	10:37:34.052
11 -	31.479	21.658	53.137	81.83	1.089	10:38:27.189

<b>P6 75 M Anthony JOHNSON</b>		Yamaha TZR250 - INTA MOTORCYCLE SERVICES LTD				
IDEAL LAP TIME : 52.404		BEST LAP TIME : 52.422		DIFFERENCE : 0.018		
LAP	SECTOR 1	SECTOR 2	LAP TIME	MPH	DIFF	TIME OF DAY
1 -		21.756	1:02.116	70.00	9.694	10:29:42.189
2 -	31.803	21.414	53.217	81.71	0.795	10:30:35.406
3 -	31.601	21.753	53.354	81.50	0.932	10:31:28.760
4 -	31.571	21.320	52.891	82.21	0.469	10:32:21.651
5 -	31.512	21.213	52.725	82.47	0.303	10:33:14.376
6 -	31.340	<b>21.167</b>	52.507 (2)	82.81	0.085	10:34:06.883
7 -	<b>31.237</b>	21.185	<b>52.422 (1)</b>	<b>82.95</b>		<b>10:34:59.305</b>
8 -	32.488	21.756	54.244	80.16	1.822	10:35:53.549
9 -	31.442	21.350	52.792	82.37	0.370	10:36:46.341
10 -	31.438	21.381	52.819	82.33	0.397	10:37:39.160
11 -	31.416	21.295	52.711 (3)	82.49	0.289	10:38:31.871

<b>P7 67 GP Paul METCALFE</b>		Honda RS250 -				
IDEAL LAP TIME : 52.539		BEST LAP TIME : 52.588		DIFFERENCE : 0.049		
LAP	SECTOR 1	SECTOR 2	LAP TIME	MPH	DIFF	TIME OF DAY
1 -		21.699	1:00.789	71.53	8.201	10:29:40.862
2 -	32.355	21.156	53.511	81.26	0.923	10:30:34.373
3 -	32.253	21.396	53.649	81.05	1.061	10:31:28.022
4 -	32.492	21.177	53.669	81.02	1.081	10:32:21.691
5 -	32.008	21.150	53.158 (2)	81.80	0.570	10:33:14.849
6 -	32.284	21.211	53.495	81.28	0.907	10:34:08.344
7 -	32.172	21.166	53.338	81.52	0.750	10:35:01.682
8 -	31.940	21.932	53.872	80.72	1.284	10:35:55.554
9 -	32.383	21.133	53.516	81.25	0.928	10:36:49.070
10 -	31.598	<b>20.990</b>	<b>52.588 (1)</b>	<b>82.69</b>		<b>10:37:41.658</b>
11 -	<b>31.549</b>	21.666	53.215 (3)	81.71	0.627	10:38:34.873

<b>P8 277 GP Richard HAYWARD</b>		Yamaha TZ 250 4DP - GForce/Hayward R Ltd/SnapOn				
IDEAL LAP TIME : 52.950		BEST LAP TIME : 52.950		DIFFERENCE : 0.000		
LAP	SECTOR 1	SECTOR 2	LAP TIME	MPH	DIFF	TIME OF DAY
1 -		21.274	1:00.088	72.37	7.138	10:29:40.161
2 -	32.362	21.450	53.812	80.81	0.862	10:30:33.973
3 -	32.102	21.346	53.448 (2)	81.36	0.498	10:31:27.421
4 -	32.120	21.478	53.598	81.13	0.648	10:32:21.019
5 -	32.362	21.295	53.657	81.04	0.707	10:33:14.676
6 -	32.149	21.339	53.488 (3)	81.30	0.538	10:34:08.164
7 -	32.605	21.386	53.991	80.54	1.041	10:35:02.155
8 -	32.623	21.331	53.954	80.59	1.004	10:35:56.109
9 -	32.225	21.318	53.543	81.21	0.593	10:36:49.652
10 -	<b>31.931</b>	<b>21.019</b>	<b>52.950 (1)</b>	<b>82.12</b>		<b>10:37:42.602</b>
11 -	32.148	21.369	53.517	81.25	0.567	10:38:36.119

# BMCRC - MRO Championships 2023 - Rnd 8 @ Brands Hatch Indy

## BMCRC Formula 400 & INTA Motorcycles Blue Haze GP 2-Stroke

### RACE 1 - SECTOR ANALYSIS



SECTOR 1 = FL to I1, SECTOR 2 = I1 to FL, DIFF = Difference To Personal Best Lap, P = Crossed Finish Line in Pit Lane, D = Time Disallowed

<b>P9</b>		<b>4 M</b>		<b>James SEATH</b>		Kawasaki ZXR400 L9 - Ovenden Earthmoving	
IDEAL LAP TIME : 53.046		BEST LAP TIME : 53.076		DIFFERENCE : 0.030			
LAP	SECTOR 1	SECTOR 2	LAP TIME	MPH	DIFF	TIME OF DAY	
1 -		21.923	1:01.401	70.82	8.325	10:29:41.474	
2 -	32.860	21.486	54.346	80.01	1.270	10:30:35.820	
3 -	<b>32.095</b>	21.385	53.480 (2)	81.31	0.404	10:31:29.300	
4 -	32.465	21.325	53.790	80.84	0.714	10:32:23.090	
5 -	32.646	21.306	53.952	80.60	0.876	10:33:17.042	
6 -	32.308	21.391	53.699	80.98	0.623	10:34:10.741	
7 -	32.125	<b>20.951</b>	<b>53.076 (1)</b>	<b>81.93</b>		<b>10:35:03.817</b>	
8 -	32.496	21.213	53.709	80.96	0.633	10:35:57.526	
9 -	33.585	21.530	55.115	78.90	2.039	10:36:52.641	
10 -	32.416	21.200	53.616 (3)	81.10	0.540	10:37:46.257	
11 -	32.396	21.855	54.251	80.15	1.175	10:38:40.508	

<b>P10</b>		<b>85 M</b>		<b>James ROBINSON</b>		Kawasaki ZXR400 - claire palastanga ceramics	
IDEAL LAP TIME : 53.203		BEST LAP TIME : 53.352		DIFFERENCE : 0.149			
LAP	SECTOR 1	SECTOR 2	LAP TIME	MPH	DIFF	TIME OF DAY	
1 -		21.975	1:01.334	70.90	7.982	10:29:41.407	
2 -	32.295	21.588	53.883	80.70	0.531	10:30:35.290	
3 -	32.179	21.715	53.894	80.68	0.542	10:31:29.184	
4 -	31.936	<b>21.439</b>	53.375 (2)	81.47	0.023	10:32:22.559	
5 -	<b>31.764</b>	21.588	<b>53.352 (1)</b>	<b>81.50</b>		<b>10:33:15.911</b>	
6 -	32.073	21.565	53.638 (3)	81.07	0.286	10:34:09.549	
7 -	32.289	21.576	53.865	80.73	0.513	10:35:03.414	
8 -	32.259	21.509	53.768	80.87	0.416	10:35:57.182	
9 -	32.545	21.693	54.238	80.17	0.886	10:36:51.420	
10 -	32.723	21.849	54.572	79.68	1.220	10:37:45.992	
11 -	32.592	21.989	54.581	79.67	1.229	10:38:40.573	

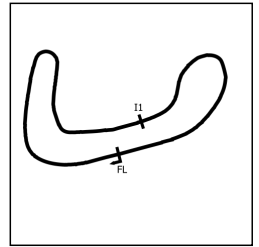
<b>P11</b>		<b>77 GP</b>		<b>Andrew GLASGOW</b>		Yamaha TZ250 5KE - Hiab service (hw) ltd	
IDEAL LAP TIME : 53.388		BEST LAP TIME : 53.412		DIFFERENCE : 0.024			
LAP	SECTOR 1	SECTOR 2	LAP TIME	MPH	DIFF	TIME OF DAY	
1 -		21.653	1:02.748	69.30	9.336	10:29:42.821	
2 -	32.918	21.598	54.516	79.76	1.104	10:30:37.337	
3 -	32.377	21.562	53.939	80.62	0.527	10:31:31.276	
4 -	32.268	21.589	53.857	80.74	0.445	10:32:25.133	
5 -	<b>31.964</b>	21.448	<b>53.412 (1)</b>	<b>81.41</b>		<b>10:33:18.545</b>	
6 -	32.137	21.545	53.682	81.00	0.270	10:34:12.227	
7 -	32.012	21.449	53.461 (3)	81.34	0.049	10:35:05.688	
8 -	32.029	<b>21.424</b>	53.453 (2)	81.35	0.041	10:35:59.141	
9 -	32.855	21.667	54.522	79.75	1.110	10:36:53.663	
10 -	32.084	22.640	54.724	79.46	1.312	10:37:48.387	
11 -	32.028	21.436	53.464	81.33	0.052	10:38:41.851	

<b>P12</b>		<b>155 GP</b>		<b>Roy CHAPMAN</b>		Yamaha TZ350 - Self	
IDEAL LAP TIME : 53.310		BEST LAP TIME : 53.310		DIFFERENCE : 0.000			
LAP	SECTOR 1	SECTOR 2	LAP TIME	MPH	DIFF	TIME OF DAY	
1 -		21.962	1:03.794	68.16	10.484	10:29:43.867	
2 -	32.906	21.656	54.562	79.70	1.252	10:30:38.429	
3 -	32.591	21.424	54.015	80.50	0.705	10:31:32.444	
4 -	32.312	21.697	54.009	80.51	0.699	10:32:26.453	
5 -	32.387	21.659	54.046	80.46	0.736	10:33:20.499	
6 -	32.278	21.345	53.623 (2)	81.09	0.313	10:34:14.122	
7 -	<b>32.169</b>	<b>21.141</b>	<b>53.310 (1)</b>	<b>81.57</b>		<b>10:35:07.432</b>	
8 -	33.167	21.483	54.650	79.57	1.340	10:36:02.082	
9 -	32.386	21.479	53.865	80.73	0.555	10:36:55.947	
10 -	32.320	21.536	53.856 (3)	80.74	0.546	10:37:49.803	
11 -	32.761	21.268	54.029	80.48	0.719	10:38:43.832	

# BMCRC - MRO Championships 2023 - Rnd 8 @ Brands Hatch Indy

## BMCRC Formula 400 & INTA Motorcycles Blue Haze GP 2-Stroke

### RACE 1 - SECTOR ANALYSIS



SECTOR 1 = FL to I1, SECTOR 2 = I1 to FL, DIFF = Difference To Personal Best Lap, P = Crossed Finish Line in Pit Lane, D = Time Disallowed

P13 16 S		Alan MAJOR		Kawasaki ZXR400 - Major Performance Developments			
IDEAL LAP TIME : 53.481		BEST LAP TIME : 53.634		DIFFERENCE : 0.153			
LAP	SECTOR 1	SECTOR 2	LAP TIME	MPH	DIFF	TIME OF DAY	
1 -		22.222	1:02.045	70.08	8.411	10:29:42.118	
2 -	32.997	21.781	54.778	79.38	1.144	10:30:36.896	
3 -	32.468	21.698	54.166 (3)	80.28	0.532	10:31:31.062	
4 -	32.199	<b>21.435</b>	<b>53.634 (1)</b>	<b>81.07</b>		<b>10:32:24.696</b>	
5 -	<b>32.046</b>	21.601	53.647 (2)	81.05	0.013	10:33:18.343	
6 -	32.390	22.222	54.612	79.62	0.978	10:34:12.955	
7 -	32.584	21.772	54.356	80.00	0.722	10:35:07.311	
8 -	32.946	22.022	54.968	79.11	1.334	10:36:02.279	
9 -	32.902	21.914	54.816	79.33	1.182	10:36:57.095	
10 -	32.939	21.871	54.810	79.33	1.176	10:37:51.905	
11 -	32.794	22.228	55.022	79.03	1.388	10:38:46.927	

P14 74 GP		James CHANDLER		Honda RS250 - Finchams two strokes			
IDEAL LAP TIME : 54.522		BEST LAP TIME : 54.637		DIFFERENCE : 0.115			
LAP	SECTOR 1	SECTOR 2	LAP TIME	MPH	DIFF	TIME OF DAY	
1 -		22.303	1:02.441	69.64	7.804	10:29:42.514	
2 -	33.355	22.254	55.609	78.19	0.972	10:30:38.123	
3 -	33.149	22.133	55.282	78.66	0.645	10:31:33.405	
4 -	32.823	22.027	54.850	79.28	0.213	10:32:28.255	
5 -	33.215	22.058	55.273	78.67	0.636	10:33:23.528	
6 -	<b>32.666</b>	21.971	<b>54.637 (1)</b>	<b>79.59</b>		<b>10:34:18.165</b>	
7 -	33.358	22.094	55.452	78.42	0.815	10:35:13.617	
8 -	32.970	22.330	55.300	78.63	0.663	10:36:08.917	
9 -	32.926	<b>21.856</b>	54.782 (3)	79.38	0.145	10:37:03.699	
10 -	32.771	21.939	54.710 (2)	79.48	0.073	10:37:58.409	
11 -	34.005	22.368	56.373	77.13	1.736	10:38:54.782	

P15 3 GP		Tom BARRETT		Honda RS250 -			
IDEAL LAP TIME : 53.709		BEST LAP TIME : 53.772		DIFFERENCE : 0.063			
LAP	SECTOR 1	SECTOR 2	LAP TIME	MPH	DIFF	TIME OF DAY	
1 -		22.323	1:04.381	67.54	10.609	10:29:44.454	
2 -	33.198	22.737	55.935	77.74	2.163	10:30:40.389	
3 -	33.523	22.294	55.817	77.90	2.045	10:31:36.206	
4 -	32.397	<b>21.375</b>	<b>53.772 (1)</b>	<b>80.87</b>		<b>10:32:29.978</b>	
5 -	32.421	21.388	53.809 (2)	80.81	0.037	10:33:23.787	
6 -	32.947	21.995	54.942	79.14	1.170	10:34:18.729	
7 -	33.090	22.064	55.154	78.84	1.382	10:35:13.883	
8 -	32.626	22.761	55.387	78.51	1.615	10:36:09.270	
9 -	32.939	22.088	55.027	79.02	1.255	10:37:04.297	
10 -	<b>32.334</b>	22.211	54.545 (3)	79.72	0.773	10:37:58.842	
11 -	34.527	23.410	57.937	75.05	4.165	10:38:56.779	

P16 123 S/R		Mark GALLAGHER		Honda RVF 400 -			
IDEAL LAP TIME : 54.988		BEST LAP TIME : 55.205		DIFFERENCE : 0.217			
LAP	SECTOR 1	SECTOR 2	LAP TIME	MPH	DIFF	TIME OF DAY	
1 -		22.248	1:02.823	69.21	7.618	10:29:42.896	
2 -	33.463	22.212	55.675 (3)	78.10	0.470	10:30:38.571	
3 -	<b>32.933</b>	22.423	55.356 (2)	78.55	0.151	10:31:33.927	
4 -	33.150	<b>22.055</b>	<b>55.205 (1)</b>	<b>78.77</b>		<b>10:32:29.132</b>	
5 -	33.628	22.166	55.794	77.94	0.589	10:33:24.926	
6 -	33.449	22.393	55.842	77.87	0.637	10:34:20.768	
7 -	33.822	22.422	56.244	77.31	1.039	10:35:17.012	
8 -	33.879	22.461	56.340	77.18	1.135	10:36:13.352	
9 -	33.507	22.555	56.062	77.56	0.857	10:37:09.414	
10 -	33.464	22.644	56.108	77.50	0.903	10:38:05.522	
11 -	33.470	22.814	56.284	77.26	1.079	10:39:01.806	



# BMCRC - MRO Championships 2023 - Rnd 8 @ Brands Hatch Indy

## BMCRC Formula 400 & INTA Motorcycles Blue Haze GP 2-Stroke

### RACE 1 - SECTOR ANALYSIS



SECTOR 1 = FL to I1, SECTOR 2 = I1 to FL, DIFF = Difference To Personal Best Lap, P = Crossed Finish Line in Pit Lane, D = Time Disallowed

P17 90 S		Steve RAPA		-		
IDEAL LAP TIME : 55.676		BEST LAP TIME : 55.704		DIFFERENCE : 0.028		
LAP	SECTOR 1	SECTOR 2	LAP TIME	MPH	DIFF	TIME OF DAY
1 -		22.599	1:03.807	68.15	8.103	10:29:43.880
2 -	33.581	22.480	56.061	77.56	0.357	10:30:39.941
3 -	33.876	22.606	56.482	76.99	0.778	10:31:36.423
4 -	33.545	22.487	56.032 (3)	77.60	0.328	10:32:32.455
5 -	33.757	22.463	56.220	77.34	0.516	10:33:28.675
6 -	33.715	22.552	56.267	77.28	0.563	10:34:24.942
7 -	33.737	22.387	56.124	77.48	0.420	10:35:21.066
8 -	33.696	22.625	56.321	77.21	0.617	10:36:17.387
9 -	33.831	22.599	56.430	77.06	0.726	10:37:13.817
10 -	<b>33.447</b>	22.284	55.731 (2)	78.02	0.027	10:38:09.548
11 -	33.475	<b>22.229</b>	<b>55.704 (1)</b>	<b>78.06</b>		<b>10:39:05.252</b>

P18 115 S/R		Jake DONKERSLEY		Honda VFR400 NC30 -		
IDEAL LAP TIME : 55.567		BEST LAP TIME : 55.700		DIFFERENCE : 0.133		
LAP	SECTOR 1	SECTOR 2	LAP TIME	MPH	DIFF	TIME OF DAY
1 -		22.465	1:04.003	67.94	8.303	10:29:44.076
2 -	<b>33.489</b>	22.576	56.065	77.56	0.365	10:30:40.141
3 -	33.904	22.739	56.643	76.77	0.943	10:31:36.784
4 -	33.746	22.316	56.062	77.56	0.362	10:32:32.846
5 -	33.742	22.233	55.975 (3)	77.68	0.275	10:33:28.821
6 -	33.716	22.604	56.320	77.21	0.620	10:34:25.141
7 -	33.771	22.412	56.183	77.40	0.483	10:35:21.324
8 -	33.586	22.599	56.185	77.39	0.485	10:36:17.509
9 -	33.871	22.540	56.411	77.08	0.711	10:37:13.920
10 -	33.622	<b>22.078</b>	<b>55.700 (1)</b>	<b>78.07</b>		<b>10:38:09.620</b>
11 -	33.597	22.177	55.774 (2)	77.96	0.074	10:39:05.394

P19 52 GP		Stephen BAYLEY		Yamaha TZ 250 - Mander Organ Builders		
IDEAL LAP TIME : 55.004		BEST LAP TIME : 55.070		DIFFERENCE : 0.066		
LAP	SECTOR 1	SECTOR 2	LAP TIME	MPH	DIFF	TIME OF DAY
1 -		23.615	1:08.963	63.05	13.893	10:29:49.036
2 -	34.573	22.528	57.101	76.15	2.031	10:30:46.137
3 -	34.189	22.398	56.587	76.84	1.517	10:31:42.724
4 -	34.328	22.524	56.852	76.48	1.782	10:32:39.576
5 -	34.377	22.534	56.911	76.41	1.841	10:33:36.487
6 -	34.017	21.746	55.763	77.98	0.693	10:34:32.250
7 -	33.740	22.194	55.934	77.74	0.864	10:35:28.184
8 -	33.719	21.578	55.297	78.64	0.227	10:36:23.481
9 -	33.728	<b>21.553</b>	55.281 (3)	78.66	0.211	10:37:18.762
10 -	<b>33.451</b>	21.619	<b>55.070 (1)</b>	<b>78.96</b>		<b>10:38:13.832</b>
11 -	33.561	21.652	55.213 (2)	78.76	0.143	10:39:09.045

P20 7 M		Roy DEWHURST		Kawasaki ZXR 400 - Dawn		
IDEAL LAP TIME : 55.685		BEST LAP TIME : 55.806		DIFFERENCE : 0.121		
LAP	SECTOR 1	SECTOR 2	LAP TIME	MPH	DIFF	TIME OF DAY
1 -		22.843	1:06.847	65.05	11.041	10:29:46.920
2 -	34.730	22.531	57.261	75.94	1.455	10:30:44.181
3 -	34.444	22.243	56.687	76.71	0.881	10:31:40.868
4 -	33.949	22.397	56.346	77.17	0.540	10:32:37.214
5 -	33.846	22.368	56.214	77.35	0.408	10:33:33.428
6 -	<b>33.671</b>	22.482	56.153	77.44	0.347	10:34:29.581
7 -	34.023	22.023	56.046	77.58	0.240	10:35:25.627
8 -	33.792	<b>22.014</b>	<b>55.806 (1)</b>	<b>77.92</b>		<b>10:36:21.433</b>
9 -	33.695	22.224	55.919 (3)	77.76	0.113	10:37:17.352
10 -	33.785	22.074	55.859 (2)	77.84	0.053	10:38:13.211
11 -	34.274	22.360	56.634	76.78	0.828	10:39:09.845

# BMCRC - MRO Championships 2023 - Rnd 8 @ Brands Hatch Indy

## BMCRC Formula 400 & INTA Motorcycles Blue Haze GP 2-Stroke

### RACE 1 - SECTOR ANALYSIS



SECTOR 1 = FL to I1, SECTOR 2 = I1 to FL, DIFF = Difference To Personal Best Lap, P = Crossed Finish Line in Pit Lane, D = Time Disallowed

P21		27 S/R	Lucian Silviu SINCA	Kawasaki ZX400R -		
IDEAL LAP TIME : 56.596		BEST LAP TIME : 56.806		DIFFERENCE : 0.210		
LAP	SECTOR 1	SECTOR 2	LAP TIME	MPH	DIFF	TIME OF DAY
1 -		23.470	1:06.310	65.57	9.504	10:29:46.383
2 -	34.800	22.985	57.785	75.25	0.979	10:30:44.168
3 -	34.994	23.213	58.207	74.70	1.401	10:31:42.375
4 -	<b>33.837</b>	22.969	<b>56.806 (1)</b>	<b>76.55</b>		<b>10:32:39.181</b>
5 -	34.416	23.056	57.472	75.66	0.666	10:33:36.653
6 -	34.971	23.261	58.232	74.67	1.426	10:34:34.885
7 -	34.580	22.986	57.566	75.54	0.760	10:35:32.451
8 -	34.334	23.004	57.338	75.84	0.532	10:36:29.789
9 -	34.381	<b>22.759</b>	57.140 (3)	76.10	0.334	10:37:26.929
10 -	34.081	22.764	56.845 (2)	76.49	0.039	10:38:23.774

P22		100 M	Karl TOOLE	Kawasaki ZXR 400 - KTMS		
IDEAL LAP TIME : 56.431		BEST LAP TIME : 56.636		DIFFERENCE : 0.205		
LAP	SECTOR 1	SECTOR 2	LAP TIME	MPH	DIFF	TIME OF DAY
1 -		24.055	1:09.816	62.28	13.180	10:29:49.889
2 -	35.654	23.185	58.839	73.90	2.203	10:30:48.728
3 -	34.338	22.606	56.944 (3)	76.36	0.308	10:31:45.672
4 -	34.160	23.043	57.203	76.02	0.567	10:32:42.875
5 -	34.110	23.015	57.125	76.12	0.489	10:33:40.000
6 -	<b>34.065</b>	22.571	<b>56.636 (1)</b>	<b>76.78</b>		<b>10:34:36.636</b>
7 -	34.517	<b>22.366</b>	56.883 (2)	76.44	0.247	10:35:33.519
8 -	34.625	22.448	57.073	76.19	0.437	10:36:30.592
9 -	34.183	22.804	56.987	76.30	0.351	10:37:27.579
10 -	34.991	22.913	57.904	75.10	1.268	10:38:25.483

P23		101 S/R	Francesco ROSSATO	Kawasaki ZXR400 -		
IDEAL LAP TIME : 57.067		BEST LAP TIME : 57.433		DIFFERENCE : 0.366		
LAP	SECTOR 1	SECTOR 2	LAP TIME	MPH	DIFF	TIME OF DAY
1 -		23.473	1:05.890	65.99	8.457	10:29:45.963
2 -	34.883	23.235	58.118	74.82	0.685	10:30:44.081
3 -	34.710	22.958	57.668	75.40	0.235	10:31:41.749
4 -	34.512	23.012	57.524 (2)	75.59	0.091	10:32:39.273
5 -	34.702	23.223	57.925	75.07	0.492	10:33:37.198
6 -	<b>34.428</b>	23.368	57.796	75.24	0.363	10:34:34.994
7 -	34.555	23.274	57.829	75.19	0.396	10:35:32.823
8 -	34.794	<b>22.639</b>	<b>57.433 (1)</b>	<b>75.71</b>		<b>10:36:30.256</b>
9 -	34.543	23.079	57.622 (3)	75.46	0.189	10:37:27.878
10 -	35.534	22.925	58.459	74.38	1.026	10:38:26.337

P24		6 R	Aleisha LAYTON	Kawasaki NINJA 300 -		
IDEAL LAP TIME : 56.850		BEST LAP TIME : 56.852		DIFFERENCE : 0.002		
LAP	SECTOR 1	SECTOR 2	LAP TIME	MPH	DIFF	TIME OF DAY
1 -		23.477	1:07.783	64.15	10.931	10:29:47.856
2 -	34.675	23.091	57.766	75.27	0.914	10:30:45.622
3 -	34.945	23.166	58.111	74.83	1.259	10:31:43.733
4 -	34.542	22.766	57.308 (3)	75.88	0.456	10:32:41.041
5 -	34.363	22.857	57.220 (2)	75.99	0.368	10:33:38.261
6 -	34.371	23.735	58.106	74.83	1.254	10:34:36.367
7 -	35.254	23.300	58.554	74.26	1.702	10:35:34.921
8 -	<b>34.278</b>	22.574	<b>56.852 (1)</b>	<b>76.48</b>		<b>10:36:31.773</b>
9 -	34.505	23.233	57.738	75.31	0.886	10:37:29.511
10 -	34.889	<b>22.572</b>	57.461	75.67	0.609	10:38:26.972

# BMCRC - MRO Championships 2023 - Rnd 8 @ Brands Hatch Indy

## BMCRC Formula 400 & INTA Motorcycles Blue Haze GP 2-Strokes

### RACE 1 - SECTOR ANALYSIS



SECTOR 1 = FL to I1, SECTOR 2 = I1 to FL, DIFF = Difference To Personal Best Lap, P = Crossed Finish Line in Pit Lane, D = Time Disallowed

P25 17 R		Freddie BATE		Kawasaki NINJA 300 - hartjay			
IDEAL LAP TIME : 56.643		BEST LAP TIME : 56.834		DIFFERENCE : 0.191			
LAP	SECTOR 1	SECTOR 2	LAP TIME	MPH	DIFF	TIME OF DAY	
1 -		23.716	1:08.518	63.46	11.684	10:29:48.591	
2 -	35.623	23.078	58.701	74.08	1.867	10:30:47.292	
3 -	34.723	22.923	57.646	75.43	0.812	10:31:44.938	
4 -	34.307	<b>22.839</b>	57.146 (3)	76.09	0.312	10:32:42.084	
5 -	33.921	22.913	<b>56.834 (1)</b>	<b>76.51</b>		<b>10:33:38.918</b>	
6 -	34.174	23.138	57.312	75.87	0.478	10:34:36.230	
7 -	35.202	23.282	58.484	74.35	1.650	10:35:34.714	
8 -	<b>33.804</b>	23.072	56.876 (2)	76.45	0.042	10:36:31.590	
9 -	34.448	23.383	57.831	75.19	0.997	10:37:29.421	
10 -	35.214	23.309	58.523	74.30	1.689	10:38:27.944	

P26 60 GP		Danny GOUGH		Yamaha TZ250 - G Force Motorcycles			
IDEAL LAP TIME : 56.726		BEST LAP TIME : 56.802		DIFFERENCE : 0.076			
LAP	SECTOR 1	SECTOR 2	LAP TIME	MPH	DIFF	TIME OF DAY	
1 -		23.137	1:08.218	63.74	11.416	10:29:48.291	
2 -	34.522	22.844	57.366	75.80	0.564	10:30:45.657	
3 -	<b>34.142</b>	22.660	<b>56.802 (1)</b>	<b>76.55</b>		<b>10:31:42.459</b>	
4 -	34.313	22.841	57.154 (2)	76.08	0.352	10:32:39.613	
5 -	35.009	22.904	57.913	75.08	1.111	10:33:37.526	
6 -	34.629	23.110	57.739	75.31	0.937	10:34:35.265	
7 -	35.360	22.717	58.077	74.87	1.275	10:35:33.342	
8 -	34.549	22.651	57.200 (3)	76.02	0.398	10:36:30.542	
9 -	35.215	<b>22.584</b>	57.799	75.23	0.997	10:37:28.341	
10 -	36.553	23.451	1:00.004	72.47	3.202	10:38:28.345	

P27 199 GP		Michael FROST		Yamaha TZ250 4DP -			
IDEAL LAP TIME : 57.498		BEST LAP TIME : 57.624		DIFFERENCE : 0.126			
LAP	SECTOR 1	SECTOR 2	LAP TIME	MPH	DIFF	TIME OF DAY	
1 -		23.945	1:11.091	61.16	13.467	10:29:51.164	
2 -	36.039	23.309	59.348	73.27	1.724	10:30:50.512	
3 -	35.963	23.239	59.202	73.45	1.578	10:31:49.714	
4 -	35.172	23.007	58.179	74.74	0.555	10:32:47.893	
5 -	35.112	22.801	57.913	75.08	0.289	10:33:45.806	
6 -	34.888	22.853	57.741 (2)	75.31	0.117	10:34:43.547	
7 -	35.388	22.927	58.315	74.57	0.691	10:35:41.862	
8 -	<b>34.847</b>	22.777	<b>57.624 (1)</b>	<b>75.46</b>		<b>10:36:39.486</b>	
9 -	35.169	<b>22.651</b>	57.820 (3)	75.20	0.196	10:37:37.306	
10 -	34.856	23.007	57.863	75.15	0.239	10:38:35.169	

P28 42 S		David ATKINS		Honda CBR 400 NC29 - DA PLUMBING and MECHANICAL LTI			
IDEAL LAP TIME : 57.420		BEST LAP TIME : 57.420		DIFFERENCE : 0.000			
LAP	SECTOR 1	SECTOR 2	LAP TIME	MPH	DIFF	TIME OF DAY	
1 -		24.117	1:10.084	62.04	12.664	10:29:50.157	
2 -	35.658	23.826	59.484	73.10	2.064	10:30:49.641	
3 -	34.956	23.113	58.069	74.88	0.649	10:31:47.710	
4 -	34.867	23.140	58.007	74.96	0.587	10:32:45.717	
5 -	<b>34.310</b>	<b>23.110</b>	<b>57.420 (1)</b>	<b>75.73</b>		<b>10:33:43.137</b>	
6 -	34.665	23.150	57.815 (2)	75.21	0.395	10:34:40.952	
7 -	34.738	23.184	57.922 (3)	75.07	0.502	10:35:38.874	
8 -	35.228	23.379	58.607	74.19	1.187	10:36:37.481	
9 -	35.886	23.774	59.660	72.88	2.240	10:37:37.141	
10 -	35.235	23.250	58.485	74.35	1.065	10:38:35.626	

# BMCRC - MRO Championships 2023 - Rnd 8 @ Brands Hatch Indy

## BMCRC Formula 400 & INTA Motorcycles Blue Haze GP 2-Stroke

### RACE 1 - SECTOR ANALYSIS



SECTOR 1 = FL to I1, SECTOR 2 = I1 to FL, DIFF = Difference To Personal Best Lap, P = Crossed Finish Line in Pit Lane, D = Time Disallowed

P29 911 M		Kian BUSA		Kawasaki 400 NINJA -			
IDEAL LAP TIME : 57.645		BEST LAP TIME : 58.053		DIFFERENCE : 0.408			
LAP	SECTOR 1	SECTOR 2	LAP TIME	MPH	DIFF	TIME OF DAY	
1 -		24.253	1:09.423	62.63	11.370	10:29:49.496	
2 -	35.176	23.673	58.849	73.89	0.796	10:30:48.345	
3 -	35.065	23.445	58.510	74.32	0.457	10:31:46.855	
4 -	34.964	23.640	58.604	74.20	0.551	10:32:45.459	
5 -	35.316	23.462	58.778	73.98	0.725	10:33:44.237	
6 -	34.832	23.707	58.539	74.28	0.486	10:34:42.776	
7 -	34.743	23.531	58.274 (2)	74.62	0.221	10:35:41.050	
8 -	<b>34.539</b>	23.514	<b>58.053 (1)</b>	<b>74.90</b>		<b>10:36:39.103</b>	
9 -	34.628	23.657	58.285 (3)	74.60	0.232	10:37:37.388	
10 -	35.787	<b>23.106</b>	58.893	73.83	0.840	10:38:36.281	

P30 24 S		Harley GODZISZ		Honda NC30 - SonicRacing.co.uk			
IDEAL LAP TIME : 59.221		BEST LAP TIME : 59.221		DIFFERENCE : 0.000			
LAP	SECTOR 1	SECTOR 2	LAP TIME	MPH	DIFF	TIME OF DAY	
1 -		24.105	1:10.819	61.40	11.598	10:29:50.892	
2 -	35.655	23.865	59.520 (2)	73.06	0.299	10:30:50.412	
3 -	35.761	23.892	59.653	72.89	0.432	10:31:50.065	
4 -	35.903	23.945	59.848	72.66	0.627	10:32:49.913	
5 -	35.984	23.895	59.879	72.62	0.658	10:33:49.792	
6 -	36.042	23.815	59.857	72.64	0.636	10:34:49.649	
7 -	36.542	24.002	1:00.544	71.82	1.323	10:35:50.193	
8 -	36.001	23.791	59.792	72.72	0.571	10:36:49.985	
9 -	<b>35.472</b>	<b>23.749</b>	<b>59.221 (1)</b>	<b>73.43</b>		<b>10:37:49.206</b>	
10 -	35.659	23.904	59.563 (3)	73.00	0.342	10:38:48.769	

P31 116 S		Andrew WILKINS		Kawasaki ZXR 400 - David Simon Tuning			
IDEAL LAP TIME : 57.853		BEST LAP TIME : 57.853		DIFFERENCE : 0.000			
LAP	SECTOR 1	SECTOR 2	LAP TIME	MPH	DIFF	TIME OF DAY	
1 -		25.116	1:13.388	59.25	15.535	10:29:53.461	
2 -	36.290	24.131	1:00.421	71.97	2.568	10:30:53.882	
3 -	35.585	24.082	59.667 (3)	72.88	1.814	10:31:53.549	
4 -	36.701	24.252	1:00.953	71.34	3.100	10:32:54.502	
5 -	36.780	24.210	1:00.990	71.30	3.137	10:33:55.492	
6 -	37.316	24.283	1:01.599	70.59	3.746	10:34:57.091	
7 -	35.838	23.832	59.670	72.87	1.817	10:35:56.761	
8 -	36.261	23.698	59.959	72.52	2.106	10:36:56.720	
9 -	<b>34.809</b>	<b>23.044</b>	<b>57.853 (1)</b>	<b>75.16</b>		<b>10:37:54.573</b>	
10 -	35.124	23.180	58.304 (2)	74.58	0.451	10:38:52.877	

P32 2 S/R		Kees RAMSEY		Kawasaki NINJA 400CC -			
IDEAL LAP TIME : 58.852		BEST LAP TIME : 58.967		DIFFERENCE : 0.115			
LAP	SECTOR 1	SECTOR 2	LAP TIME	MPH	DIFF	TIME OF DAY	
1 -		25.297	1:12.173	60.25	13.206	10:29:52.246	
2 -	36.695	25.269	1:01.964	70.17	2.997	10:30:54.210	
3 -	36.456	24.215	1:00.671	71.67	1.704	10:31:54.881	
4 -	36.146	24.081	1:00.227	72.20	1.260	10:32:55.108	
5 -	36.750	24.278	1:01.028	71.25	2.061	10:33:56.136	
6 -	35.905	24.050	59.955	72.53	0.988	10:34:56.091	
7 -	<b>35.343</b>	23.753	59.096 (2)	73.58	0.129	10:35:55.187	
8 -	35.940	23.740	59.680	72.86	0.713	10:36:54.867	
9 -	35.458	<b>23.509</b>	<b>58.967 (1)</b>	<b>73.74</b>		<b>10:37:53.834</b>	
10 -	35.586	23.578	59.164 (3)	73.50	0.197	10:38:52.998	

# BMCRC - MRO Championships 2023 - Rnd 8 @ Brands Hatch Indy

## BMCRC Formula 400 & INTA Motorcycles Blue Haze GP 2-Stroke

### RACE 1 - SECTOR ANALYSIS



SECTOR 1 = FL to I1, SECTOR 2 = I1 to FL, DIFF = Difference To Personal Best Lap, P = Crossed Finish Line in Pit Lane, D = Time Disallowed

<b>P33 15 M</b>		<b>Luis VASCONCELOS</b>		Kawasaki NINJA 400 -			
IDEAL LAP TIME : 59.761		BEST LAP TIME : 59.761		DIFFERENCE : 0.000			
LAP	SECTOR 1	SECTOR 2	LAP TIME	MPH	DIFF	TIME OF DAY	
1 -		25.045	1:12.695	59.81	12.934	10:29:52.768	
2 -	36.076	24.366	1:00.442	71.94	0.681	10:30:53.210	
3 -	35.917	24.209	1:00.126 (3)	72.32	0.365	10:31:53.336	
4 -	36.651	24.349	1:01.000	71.28	1.239	10:32:54.336	
5 -	36.714	24.235	1:00.949	71.34	1.188	10:33:55.285	
6 -	37.132	24.313	1:01.445	70.77	1.684	10:34:56.730	
7 -	<b>35.758</b>	<b>24.003</b>	<b>59.761 (1)</b>	<b>72.76</b>		<b>10:35:56.491</b>	
8 -	35.996	24.200	1:00.196	72.24	0.435	10:36:56.687	
9 -	35.858	24.219	1:00.077 (2)	72.38	0.316	10:37:56.764	
10 -	36.529	24.155	1:00.684	71.65	0.923	10:38:57.448	

<b>P34 152 S</b>		<b>Sean GOLDSMITH</b>		Honda NC30 - Vanguard motorsport			
IDEAL LAP TIME : 55.136		BEST LAP TIME : 55.222		DIFFERENCE : 0.086			
LAP	SECTOR 1	SECTOR 2	LAP TIME	MPH	DIFF	TIME OF DAY	
1 -		22.239	1:02.999	69.02	7.777	10:29:43.072	
2 -	33.750	22.269	56.019	77.62	0.797	10:30:39.091	
3 -	<b>33.041</b>	22.348	55.389 (2)	78.51	0.167	10:31:34.480	
4 -	33.316	22.271	55.587	78.23	0.365	10:32:30.067	
5 -	33.127	<b>22.095</b>	<b>55.222 (1)</b>	<b>78.74</b>		<b>10:33:25.289</b>	
6 -	33.239	22.308	55.547 (3)	78.28	0.325	10:34:20.836	

<b>P35 12 GP</b>		<b>Adrian MARTIN</b>		Yamaha TZ250 - Strategic business development & support ltd			
IDEAL LAP TIME : 59.725		BEST LAP TIME :		DIFFERENCE :			
LAP	SECTOR 1	SECTOR 2	LAP TIME	MPH	DIFF	TIME OF DAY	
1 -		<b>23.423</b>	1:09.105	62.92		10:29:49.178	

# BMCRC - MRO Championships 2023 - Rnd 8 @ Brands Hatch Indy

## BMCRC Formula 400 & INTA Motorcycles Blue Haze GP 2-Stroke

### RACE 1 - BEST SECTORS

SECTOR 1			SECTOR 2			IDEAL / BEST COMPARISON						
POS	NO	NAME	TIME	NO	NAME	TIME	POS	NO	NAME	IDEAL	BEST	DIFF
									<b>PERFECT LAP</b>	<b>51.538</b>		
1	25	SMITH	31.021	5	LEA	20.517	1	5	LEA	51.540	51.540	0.000
2	5	LEA	31.023	50	MORRISON	20.559	2	50	MORRISON	51.662	51.713	0.051
3	8	ATKINSON	31.051	8	ATKINSON	20.656	3	8	ATKINSON	51.707	52.019	0.312
4	50	MORRISON	31.103	25	SMITH	20.862	4	25	SMITH	51.883	52.048	0.165
5	151	SMITH	31.166	151	SMITH	20.948	5	151	SMITH	52.114	52.335	0.221
6	75	JOHNSON	31.237	4	SEATH	20.951	6	75	JOHNSON	52.404	52.422	0.018
7	67	METCALFE	31.549	67	METCALFE	20.990	7	67	METCALFE	52.539	52.588	0.049
8	85	ROBINSON	31.764	277	HAYWARD	21.019	8	277	HAYWARD	52.950	52.950	0.000
9	277	HAYWARD	31.931	155	CHAPMAN	21.141	9	4	SEATH	53.046	53.076	0.030
10	77	GLASGOW	31.964	75	JOHNSON	21.167	10	85	ROBINSON	53.203	53.352	0.149
11	16	MAJOR	32.046	3	BARRETT	21.375	11	155	CHAPMAN	53.310	53.310	0.000
12	4	SEATH	32.095	77	GLASGOW	21.424	12	77	GLASGOW	53.388	53.412	0.024
13	155	CHAPMAN	32.169	16	MAJOR	21.435	13	16	MAJOR	53.481	53.634	0.153
14	3	BARRETT	32.334	85	ROBINSON	21.439	14	3	BARRETT	53.709	53.772	0.063
15	74	CHANDLER	32.666	52	BAYLEY	21.553	15	74	CHANDLER	54.522	54.637	0.115
16	123	GALLAGHER	32.933	74	CHANDLER	21.856	16	123	GALLAGHER	54.988	55.205	0.217
17	152	GOLDSMITH	33.041	7	DEWHURST	22.014	17	52	BAYLEY	55.004	55.070	0.066
18	90	RAPA	33.447	123	GALLAGHER	22.055	18	152	GOLDSMITH	55.136	55.222	0.086
19	52	BAYLEY	33.451	115	DONKERSLEY	22.078	19	115	DONKERSLEY	55.567	55.700	0.133
20	115	DONKERSLEY	33.489	152	GOLDSMITH	22.095	20	90	RAPA	55.676	55.704	0.028
21	7	DEWHURST	33.671	90	RAPA	22.229	21	7	DEWHURST	55.685	55.806	0.121
22	17	BATE	33.804	100	TOOLE	22.366	22	100	TOOLE	56.431	56.636	0.205
23	27	SINCA	33.837	6	LAYTON	22.572	23	27	SINCA	56.596	56.806	0.210
24	100	TOOLE	34.065	60	GOUGH	22.584	24	17	BATE	56.643	56.834	0.191
25	60	GOUGH	34.142	101	ROSSATO	22.639	25	60	GOUGH	56.726	56.802	0.076
26	6	LAYTON	34.278	199	FROST	22.651	26	6	LAYTON	56.850	56.852	0.002
27	42	ATKINS	34.310	27	SINCA	22.759	27	101	ROSSATO	57.067	57.433	0.366
28	101	ROSSATO	34.428	17	BATE	22.839	28	42	ATKINS	57.420	57.420	0.000
29	911	BUSA	34.539	116	WILKINS	23.044	29	199	FROST	57.498	57.624	0.126
30	116	WILKINS	34.809	911	BUSA	23.106	30	911	BUSA	57.645	58.053	0.408
31	199	FROST	34.847	42	ATKINS	23.110	31	116	WILKINS	57.853	57.853	0.000
32	2	RAMSEY	35.343	12	MARTIN	23.423	32	2	RAMSEY	58.852	58.967	0.115
33	24	GODZISZ	35.472	2	RAMSEY	23.509	33	24	GODZISZ	59.221	59.221	0.000
34	15	VASCONCELOS	35.758	24	GODZISZ	23.749	34	12	MARTIN	59.725		
35	12	MARTIN	36.302	15	VASCONCELOS	24.003	35	15	VASCONCELOS	59.761	59.761	0.000

# BMCRC - MRO Championships 2023 - Rnd 8 @ Brands Hatch Indy

## BMCRC Formula 400 & INTA Motorcycles Blue Haze GP 2-Stroke

### RACE 1 - STATISTICS

<b>Competitors Started</b>	35
<b>Planned Start</b>	2023-10-01 @ 10:20:00.000
<b>Actual Start</b>	2023-10-01 @ 10:28:40.072
<b>Finish Time</b>	2023-10-01 @ 10:38:22.698
<b>Track Length</b>	1.2079mi.
<b>Total Laps</b>	357
<b>Total Distance Covered</b>	431.2365mi.

### Session Fastest Lap History

NO	CL	NAME	LAP TIME	TIME OF DAY	LAP	VEHICLE
50	GP	Sean MORRISON	53.180	10:30:31.211	2	Honda RS 250
5	GP	John LEA	52.811	10:30:31.735	2	Yamaha TZ 250
8	GP	Phil ATKINSON	52.393	10:30:31.930	2	Yamaha TZ350
8	GP	Phil ATKINSON	52.093	10:32:16.531	4	Yamaha TZ350
50	GP	Sean MORRISON	51.932	10:34:00.753	6	Honda RS 250
5	GP	John LEA	51.540	10:34:01.836	6	Yamaha TZ 250

### Session Leader History

NO	CL	NAME	FROM LAP	LAPS LED	DISTANCE	VEHICLE
50	GP	Sean MORRISON	1	11	13.28 miles	Honda RS 250

### Flag History

TYPE	TIME OF DAY
GREEN	10:28:40.072
FINISH	10:38:22.698

### Flag Statistics

TYPE	COUNT	TOTAL LAPS	TOTAL TIME
Green	1	11	10:39.536
Red	0	0	0.000
Safety Car	0	0	0.000
FCY	0	0	0.000

# BMCRC - MRO Championships 2023 - Rnd 8 @ Brands Hatch Indy

## BMCRC Formula 400 & INTA Motorcycles Blue Haze GP 2-Stroke

### RACE 1 - STATISTICS

**CLASS : M**

9 Starters

#### Fastest Lap History

NO	NAME	LAP TIME	TIME OF DAY	LAP	VEHICLE
151	Nick SMITH	53.113	10:30:31.794	2	Kawasaki ZXR400
25	Haydon SMITH	52.669	10:30:32.612	2	Kawasaki ZXR400
151	Nick SMITH	52.591	10:32:17.139	4	Kawasaki ZXR400
25	Haydon SMITH	52.436	10:32:17.943	4	Kawasaki ZXR400
151	Nick SMITH	52.378	10:33:09.517	5	Kawasaki ZXR400
151	Nick SMITH	52.377	10:34:01.894	6	Kawasaki ZXR400
25	Haydon SMITH	52.048	10:34:02.500	6	Kawasaki ZXR400

#### Leader History

NO	NAME	FROM LAP	LAPS LED	DISTANCE	VEHICLE
151	Nick SMITH	1	11	13.28 miles	Kawasaki ZXR400



# BMCRC - MRO Championships 2023 - Rnd 8 @ Brands Hatch Indy

## BMCRC Formula 400 & INTA Motorcycles Blue Haze GP 2-Stroke

### RACE 1 - STATISTICS

**CLASS : S**

6 Starters

#### Fastest Lap History

NO	NAME	LAP TIME	TIME OF DAY	LAP	VEHICLE
16	Alan MAJOR	54.778	10:30:36.907	2	Kawasaki ZXR400
16	Alan MAJOR	54.166	10:31:31.074	3	Kawasaki ZXR400
16	Alan MAJOR	53.634	10:32:24.707	4	Kawasaki ZXR400

#### Leader History

NO	NAME	FROM LAP	LAPS LED	DISTANCE	VEHICLE
16	Alan MAJOR	1	11	13.28 miles	Kawasaki ZXR400

# BMCRC - MRO Championships 2023 - Rnd 8 @ Brands Hatch Indy

## BMCRC Formula 400 & INTA Motorcycles Blue Haze GP 2-Stroke

### RACE 1 - STATISTICS

**CLASS : S/R**

5 Starters

#### Fastest Lap History

NO	NAME	LAP TIME	TIME OF DAY	LAP	VEHICLE
123	Mark GALLAGHER	55.675	10:30:38.584	2	Honda RVF 400
123	Mark GALLAGHER	55.356	10:31:33.939	3	Honda RVF 400
123	Mark GALLAGHER	55.205	10:32:29.142	4	Honda RVF 400

#### Leader History

NO	NAME	FROM LAP	LAPS LED	DISTANCE	VEHICLE
123	Mark GALLAGHER	1	11	13.28 miles	Honda RVF 400

# BMCRC - MRO Championships 2023 - Rnd 8 @ Brands Hatch Indy

## BMCRC Formula 400 & INTA Motorcycles Blue Haze GP 2-Stroke

### RACE 1 - STATISTICS

CLASS : GP

13 Starters

#### Fastest Lap History

NO	NAME	LAP TIME	TIME OF DAY	LAP	VEHICLE
50	Sean MORRISON	53.180	10:30:31.211	2	Honda RS 250
5	John LEA	52.811	10:30:31.735	2	Yamaha TZ 250
8	Phil ATKINSON	52.393	10:30:31.930	2	Yamaha TZ350
8	Phil ATKINSON	52.093	10:32:16.531	4	Yamaha TZ350
50	Sean MORRISON	51.932	10:34:00.753	6	Honda RS 250
5	John LEA	51.540	10:34:01.836	6	Yamaha TZ 250

#### Leader History

NO	NAME	FROM LAP	LAPS LED	DISTANCE	VEHICLE
50	Sean MORRISON	1	11	13.28 miles	Honda RS 250

**BMCRC - MRO Championships 2023 - Rnd 8 @ Brands Hatch Indy**  
**BMCRC Formula 400 & INTA Motorcycles Blue Haze GP 2-Stroke**  
**RACE 1 - STATISTICS**

**CLASS : R**

**2 Starters**

**Fastest Lap History**

NO	NAME	LAP TIME	TIME OF DAY	LAP	VEHICLE
6	Aleisha LAYTON	<b>57.766</b>	10:30:45.631	2	Kawasaki NINJA 300
17	Freddie BATE	<b>57.646</b>	10:31:44.969	3	Kawasaki NINJA 300
6	Aleisha LAYTON	<b>57.308</b>	10:32:41.051	4	Kawasaki NINJA 300
17	Freddie BATE	<b>57.146</b>	10:32:42.115	4	Kawasaki NINJA 300
17	Freddie BATE	<b>56.834</b>	10:33:38.949	5	Kawasaki NINJA 300

**Leader History**

NO	NAME	FROM LAP	LAPS LED	DISTANCE	VEHICLE
6	Aleisha LAYTON	1	5	6.03 miles	Kawasaki NINJA 300
17	Freddie BATE	6	4	4.83 miles	Kawasaki NINJA 300
6	Aleisha LAYTON	10	1	1.20 miles	Kawasaki NINJA 300

**BMCRC - MRO Championships 2023 - Rnd 8 @ Brands Hatch Indy**  
**BMCRC Formula 400 & INTA Motorcycles Blue Haze GP 2-Stroke**  
**RACE 12 - GRID (11 Laps)**

ROW 14	40   577 Richard BUCKHAM		
ROW 13	39   98 Dan HART	38   145 Pete FISHWICK	37   53 Mark WHITING
ROW 12	36   65 Andrew MOXON	35   15 Luis VASCONCELOS	34   24 Harley GODZISZ
ROW 11	33   2 Kees RAMSEY	32   911 Kian BUSA	31   116 Andrew WILKINS
ROW 10	30   199 Michael FROST	29   101 Francesco ROSSATO	28   42 David ATKINS
ROW 9	27   6 Aleisha LAYTON	26   17 Freddie BATE	25   27 Lucian Silviu SINCA
ROW 8	24   60 Danny GOUGH	23   100 Karl TOOLE	22   7 Roy DEWHURST
ROW 7	21   12 Adrian MARTIN	20   90 Steve RAPA	19   115 Jake DONKERSLEY
ROW 6	18   152 Sean GOLDSMITH	17   123 Mark GALLAGHER	16   52 Stephen BAYLEY
ROW 5	15   74 James CHANDLER	14   3 Tom BARRETT	13   16 Alan MAJOR
ROW 4	12   77 Andrew GLASGOW	11   85 James ROBINSON	10   155 Roy CHAPMAN
ROW 3	9   4 James SEATH	8   277 Richard HAYWARD	7   67 Paul METCALFE
ROW 2	6   75 Anthony JOHNSON	5   151 Nick SMITH	4   25 Haydon SMITH
ROW 1	3   8 Phil ATKINSON	2   50 Sean MORRISON	1   5 John LEA

**Pole**

Brands Hatch Indy: 1.2079 miles

These results are provisional until the conclusion of any judicial and technical matters.

Clerk Of Course :	Stewards :	Timekeeper : <i>Craig Smith</i>
-------------------	------------	------------------------------------

Results can be found at [www.tsl-timing.com](http://www.tsl-timing.com)

Printed - 10:42 Sunday, 01 October 2023



**BMCRC - MRO Championships 2023 - Rnd 8 @ Brands Hatch Indy**  
**BMCRC Formula 400 & INTA Motorcycles Blue Haze GP 2-Strokes**  
**RACE 12 - CLASSIFICATION**

POS	NO	CL	PIC NAME	ENTRY	LAPS	TIME	GAP	DIFF	MPH	BEST	ON
1	5	GP	1 John LEA	Yamaha TZ 250 - P G & J Lea Plumbing & heating	7	6:10.276			82.20	51.678	7
2	50	GP	2 Sean MORRISON	Honda RS 250 - Fincham's two strokes	7	6:10.766	0.490	0.490	82.10	51.955	7
3	25	M	1 Haydon SMITH	Kawasaki ZXR400 - HI-Precision Engineering Ltd	7	6:17.970	7.694	7.204	80.53	52.478	3
4	277	GP	3 Richard HAYWARD	Yamaha TZ 250 4DP - GForce/Hayward R Ltd/Snap	7	6:27.579	17.303	9.609	78.53	53.813	2
5	4	M	2 James SEATH	Kawasaki ZXR400 L9 - Ovenden Earthmoving	7	6:27.734	17.458	0.155	78.50	53.976	5
6	77	GP	4 Andrew GLASGOW	Yamaha TZ250 5KE - Hiab service (hw) ltd	7	6:27.998	17.722	0.264	78.45	53.304	5
7	16	S	1 Alan MAJOR	Kawasaki ZXR400 - Major Performance Developme	7	6:28.834	18.558	0.836	78.28	54.032	5
8	155	GP	5 Roy CHAPMAN	Yamaha TZ350 - Self	7	6:30.493	20.217	1.659	77.95	54.341	3
9	65	M	3 Andrew MOXON	Kawasaki ZXR 400 - Helix Homes Developments ltd	7	6:36.986	26.710	6.493	76.67	54.130	4
10	123	S/R	1 Mark GALLAGHER	Honda RVF 400 -	7	6:40.077	29.801	3.091	76.08	55.604	3
11	90	S	2 Steve RAPA	-	7	6:41.661	31.385	1.584	75.78	56.077	5
12	52	GP	6 Stephen BAYLEY	Yamaha TZ 250 - Mander Organ Builders	7	6:42.013	31.737	0.352	75.71	55.448	4
13	115	S/R	2 Jake DONKERSLEY	Honda VFR400 NC30 -	7	6:43.054	32.778	1.041	75.52	56.038	6
14	27	S/R	3 Lucian Silviu SINCA	Kawasaki ZX400R -	7	6:46.135	35.859	3.081	74.95	56.392	3
15	42	S	3 David ATKINS	Honda CBR 400 NC29 - DA PLUMBING and MECH	7	6:49.442	39.166	3.307	74.34	56.972	7
16	60	GP	7 Danny GOUGH	Yamaha TZ250 - G Force Motorcycles	7	6:56.275	45.999	6.833	73.12	57.762	5
17	101	S/R	4 Francesco ROSSATO	Kawasaki ZXR400 -	7	6:57.315	47.039	1.040	72.94	57.548	5
18	911	M	4 Kian BUSA	Kawasaki 400 NINJA -	7	6:58.301	48.025	0.986	72.77	57.215	7
19	17	R	1 Freddie BATE	Kawasaki NINJA 300 - hartjay	6	6:01.921	1 Lap	1 Lap	72.09	58.369	3
20	116	S	4 Andrew WILKINS	Kawasaki ZXR 400 - David Simon Tuning	6	6:03.697	1 Lap	1.776	71.73	58.416	6
21	2	S/R	5 Kees RAMSEY	Kawasaki NINJA 400CC -	6	6:05.058	1 Lap	1.361	71.47	58.212	6
22	24	S	5 Harley GODZISZ	Honda NC30 - SonicRacing.co.uk	6	6:10.206	1 Lap	5.148	70.47	59.335	3
23	15	M	5 Luis VASCONCELOS	Kawasaki NINJA 400 -	6	6:16.837	1 Lap	6.631	69.23	1:00.587	2

**NOT CLASSIFIED**

DNF	75	M	Anthony JOHNSON	Yamaha TZR250 - INTA MOTORCYCLE SERVICE!	6	5:29.490	1 Lap		79.18	52.337	2
DNF	3	GP	Tom BARRETT	Honda RS250 -	6	5:45.343	1 Lap	15.853	75.55	55.495	4
DNF	100	M	Karl TOOLE	Kawasaki ZXR 400 - KTMS	6	5:52.536	1 Lap	7.193	74.01	57.226	6
DNF	151	M	Nick SMITH	Kawasaki ZXR400 - HI-Precision Engineering Ltd	5	4:27.517	2 Laps	1 Lap	81.27	51.942	4
DNF	8	GP	Phil ATKINSON	Yamaha TZ350 - ROSE MOT/Q Oil Treatments	5	4:27.775	2 Laps	0.258	81.19	51.567	5
DNF	74	GP	James CHANDLER	Honda RS250 - Finchams two strokes	5	4:45.055	2 Laps	17.280	76.27	55.434	2
DNF	199	GP	Michael FROST	Yamaha TZ250 4DP -	5	5:02.097	2 Laps	17.042	71.97	57.601	5
DNF	85	M	James ROBINSON	Kawasaki ZXR400 - claire palastanga ceramics	1	1:01.044	6 Laps	4 Laps	71.23		

**FASTEST LAP**

8	GP	Phil ATKINSON	Yamaha TZ350 - ROSE MOT/Q Oil Treatments	5	51.567	84.32 mph	135.71 kph
151	M	Nick SMITH	Kawasaki ZXR400 - HI-Precision Engineering Ltd	4	51.942	83.72 mph	134.73 kph
16	S	Alan MAJOR	Kawasaki ZXR400 - Major Performance Developme	5	54.032	80.48 mph	129.52 kph
123	S/R	Mark GALLAGHER	Honda RVF 400 -	3	55.604	78.20 mph	125.86 kph
17	R	Freddie BATE	Kawasaki NINJA 300 - hartjay	3	58.369	74.50 mph	119.89 kph

Class GP - 92.5% of Race Speed = 76.03 mph  
 Class M - 92.5% of Race Speed = 74.49 mph  
 Class S - 92.5% of Race Speed = 72.40 mph  
 Class S/R - 92.5% of Race Speed = 70.37 mph  
 Class R - 92.5% of Race Speed = 66.68 mph

Red Flag (end of session): 14:25

Race Distance: 7 Laps / 8.45 miles

Brands Hatch Indy: 1.2079 miles

Date: 01/10/2023 Start: 14:18 Finish: 14:24

Weather / Track : Cloudy / Dry

These results are provisional until the conclusion of any judicial and technical matters.

Clerk Of Course :	Stewards :	Timekeeper : <i>Craig Smith</i>
-------------------	------------	------------------------------------

Results can be found at [www.tsl-timing.com](http://www.tsl-timing.com)

Printed - 14:29 Sunday, 01 October 2023

# BMCRC - MRO Championships 2023 - Rnd 8 @ Brands Hatch Indy

## BMCRC Formula 400 & INTA Motorcycles Blue Haze GP 2-Stroke

### RACE 12 - LAP CHART

#### LAP 1 @ 14:19:41.345

NO	BEHIND	LAP TIME
5		57.455
50	0.410	57.865
75	0.814	58.269
25	1.148	58.603
151	1.215	58.670
8	2.017	59.472
4	2.882	1:00.337
277	2.957	1:00.412
16	3.386	1:00.841
85	3.589	1:01.044
74	4.430	1:01.885
155	4.731	1:02.186
77	5.225	1:02.680
123	5.511	1:02.966
90	6.230	1:03.685
3	6.390	1:03.845
115	6.590	1:04.045
52	6.660	1:04.115
27	7.458	1:04.913
100	7.603	1:05.058
42	8.892	1:06.347
60	9.054	1:06.509
65	9.117	1:06.572
101	10.021	1:07.476
17	11.037	1:08.492
911	11.607	1:09.062
116	11.766	1:09.221
199	12.092	1:09.547
2	12.800	1:10.255
15	13.385	1:10.840
24	13.505	1:10.960

#### LAP 2 @ 14:20:33.702

NO	BEHIND	LAP TIME
5		52.357
50	0.596	52.543
75	0.794	52.337
25	1.413	52.622
151	1.513	52.655
8	2.143	52.483
277	4.413	53.813
4	5.260	54.735
16	5.652	54.623
77	7.348	54.480
74	7.507	55.434
155	7.847	55.473
123	8.940	55.786
90	10.434	56.561
115	10.608	56.375
3	10.983	56.950
52	11.716	57.413
27	11.762	56.661
65	11.960	55.200
100	13.006	57.760
42	13.928	57.393
60	15.484	58.787
101	16.205	58.541
17	17.258	58.578
199	18.185	58.450
911	18.278	59.028
116	19.098	59.689
2	20.369	59.926
15	21.615	1:00.587

#### 24 21.777 1:00.629

#### LAP 3 @ 14:21:25.982

NO	BEHIND	LAP TIME
5		52.280
50	0.335	52.019
151	1.351	52.118
75	1.474	52.960
25	1.611	52.478
8	1.924	52.061
277	6.469	54.336
4	7.277	54.297
16	7.662	54.290
77	9.397	54.329
155	9.908	54.341
74	11.780	56.553
123	12.264	55.604
90	14.633	56.479
65	14.740	55.060
115	14.836	56.508
3	15.344	56.641
52	15.751	56.315
27	15.874	56.392
100	17.987	57.261
42	18.717	57.069
101	21.965	58.040
60	22.302	59.098
17	23.347	58.369
911	23.574	57.576
199	23.828	57.923
116	25.909	59.091
2	27.455	59.366
24	28.832	59.335
15	30.481	1:01.146

#### LAP 4 @ 14:22:18.023

NO	BEHIND	LAP TIME
5		52.041
50	0.402	52.108
151	1.252	51.942
8	2.075	52.192
25	2.221	52.651
75	2.596	53.163
277	8.603	54.175
4	9.230	53.994
16	9.815	54.194
77	11.277	53.921
155	12.301	54.434
74	15.366	55.627
123	16.185	55.962
65	16.829	54.130
90	18.762	56.170
3	18.798	55.495
52	19.158	55.448
115	19.200	56.405
27	20.587	56.754
100	23.773	57.827
42	24.088	57.412
101	27.678	57.754
60	28.453	58.192
17	30.023	58.717
199	30.363	58.576
911	30.542	59.009
116	32.496	58.628
2	34.108	58.694

#### 24 36.573 59.782 15 39.889 1:01.449

#### LAP 5 @ 14:23:10.351

NO	BEHIND	LAP TIME
5		52.328
50	0.234	52.160
151	1.056	52.132
8	1.314	51.567
25	2.377	52.484
75	2.630	52.362
277	10.161	53.886
4	10.878	53.976
16	11.519	54.032
77	12.253	53.304
155	14.348	54.375
74	18.594	55.556
65	19.361	54.860
123	20.744	56.887
90	22.511	56.077
3	22.833	56.363
115	23.148	56.276
52	23.278	56.448
27	24.775	56.516
100	28.849	57.404
42	28.946	57.186
101	32.898	57.548
60	33.887	57.762
199	35.636	57.601
911	36.631	58.417
17	36.867	59.172
116	38.820	58.652
2	40.385	58.605
24	44.022	59.777
15	49.200	1:01.639

#### LAP 6 @ 14:24:02.488

NO	BEHIND	LAP TIME
5		52.137
50	0.213	52.116
25	5.141	54.901
75	10.892	1:00.399
277	13.842	55.818
4	14.074	55.333
77	14.196	54.080
16	14.472	55.090
155	16.944	54.733
65	22.206	54.982
123	25.120	56.513
90	26.547	56.173
3	26.745	56.049
52	26.993	55.852
115	27.049	56.038
27	29.050	56.412
42	33.872	57.063
100	33.938	57.226
60	39.731	57.981
101	39.894	59.133
911	42.488	57.994
17	43.323	58.593
116	45.099	58.416
2	46.460	58.212
24	51.608	59.723

#### LAP 7 @ 14:24:54.166

NO	BEHIND	LAP TIME
5		51.678
50	0.490	51.955
15	1 Lap	1:01.176
25	7.694	54.231
277	17.303	55.139
4	17.458	55.062
77	17.722	55.204
16	18.558	55.764
155	20.217	54.951
65	26.710	56.182
123	29.801	56.359
90	31.385	56.516
52	31.737	56.422
115	32.778	57.407
27	35.859	58.487
42	39.166	56.972
60	45.999	57.946
101	47.039	58.823
911	48.025	57.215

# BMCRC - MRO Championships 2023 - Rnd 8 @ Brands Hatch Indy

## BMCRC Formula 400 & INTA Motorcycles Blue Haze GP 2-Stroke

### RACE 12 - POSITION CHART

No	Name	Lap							
		Pos	1	2	3	4	5	6	7
5	LEA	1	5	5	5	5	5	5	5
50	MORRISON	2	50	50	50	50	50	50	50
8	ATKINSON	3	75	75	151	151	151	25	25
25	SMITH	4	25	25	75	8	8	75	277
151	SMITH	5	151	151	25	25	25	277	4
75	JOHNSON	6	8	8	8	75	75	4	77
277	HAYWARD	7	4	277	277	277	277	77	16
4	SEATH	8	277	4	4	4	4	16	155
155	CHAPMAN	9	16	16	16	16	16	155	65
85	ROBINSON	10	85	77	77	77	77	65	123
77	GLASGOW	11	74	74	155	155	155	123	90
16	MAJOR	12	155	155	74	74	74	90	52
3	BARRETT	13	77	123	123	123	65	3	115
74	CHANDLER	14	123	90	90	65	123	52	27
52	BAYLEY	15	90	115	65	90	90	115	42
123	GALLAGHER	16	3	3	115	3	3	27	60
115	DONKERSLEY	17	115	52	3	52	115	42	101
90	RAPA	18	52	27	52	115	52	100	911
100	TOOLE	19	27	65	27	27	27	60	
60	GOUGH	20	100	100	100	100	100	101	
27	SINCA	21	42	42	42	42	42	911	
17	BATE	22	60	60	101	101	101	17	
42	ATKINS	23	65	101	60	60	60	116	
101	ROSSATO	24	101	17	17	17	199	2	
199	FROST	25	17	199	911	199	911	24	
116	WILKINS	26	911	911	199	911	17	15	
911	BUSA	27	116	116	116	116	116		
2	RAMSEY	28	199	2	2	2	2		
24	GODZISZ	29	2	15	24	24	24		
15	VASCONCELOS	30	15	24	15	15	15		
65	MOXON	31	24						



# BMCRC - MRO Championships 2023 - Rnd 8 @ Brands Hatch Indy

## BMCRC Formula 400 & INTA Motorcycles Blue Haze GP 2-Stroke

### RACE 12 - SECTOR ANALYSIS



SECTOR 1 = FL to I1, SECTOR 2 = I1 to FL, DIFF = Difference To Personal Best Lap, P = Crossed Finish Line in Pit Lane, D = Time Disallowed

P1		5 GP		John LEA		Yamaha TZ 250 - P G & J Lea Plumbing & heating	
IDEAL LAP TIME : 51.678		BEST LAP TIME : 51.678		DIFFERENCE : 0.000			
LAP	SECTOR 1	SECTOR 2	LAP TIME	MPH	DIFF	TIME OF DAY	
1 -		21.111	57.455	75.68	5.777	14:19:41.345	
2 -	31.548	20.809	52.357	83.05	0.679	14:20:33.702	
3 -	31.374	20.906	52.280	83.17	0.602	14:21:25.982	
4 -	31.307	20.734	52.041 (2)	83.56	0.363	14:22:18.023	
5 -	31.535	20.793	52.328	83.10	0.650	14:23:10.351	
6 -	31.342	20.795	52.137 (3)	83.40	0.459	14:24:02.488	
7 -	<b>31.079</b>	<b>20.599</b>	<b>51.678 (1)</b>	<b>84.14</b>		<b>14:24:54.166</b>	

P2		50 GP		Sean MORRISON		Honda RS 250 - Fincham's two strokes	
IDEAL LAP TIME : 51.901		BEST LAP TIME : 51.955		DIFFERENCE : 0.054			
LAP	SECTOR 1	SECTOR 2	LAP TIME	MPH	DIFF	TIME OF DAY	
1 -		21.315	57.865	75.15	5.910	14:19:41.755	
2 -	31.677	20.866	52.543	82.76	0.588	14:20:34.298	
3 -	<b>31.367</b>	20.652	52.019 (2)	83.59	0.064	14:21:26.317	
4 -	31.574	<b>20.534</b>	52.108 (3)	83.45	0.153	14:22:18.425	
5 -	31.481	20.679	52.160	83.37	0.205	14:23:10.585	
6 -	31.557	20.559	52.116	83.44	0.161	14:24:02.701	
7 -	31.384	20.571	<b>51.955 (1)</b>	<b>83.69</b>		<b>14:24:54.656</b>	

P3		25 M		Haydon SMITH		Kawasaki ZXR400 - HI-Precision Engineering Ltd	
IDEAL LAP TIME : 52.250		BEST LAP TIME : 52.478		DIFFERENCE : 0.228			
LAP	SECTOR 1	SECTOR 2	LAP TIME	MPH	DIFF	TIME OF DAY	
1 -		21.411	58.603	74.20	6.125	14:19:42.493	
2 -	31.512	21.110	52.622 (3)	82.63	0.144	14:20:35.115	
3 -	31.405	<b>21.073</b>	<b>52.478 (1)</b>	<b>82.86</b>		<b>14:21:27.593</b>	
4 -	31.451	21.200	52.651	82.59	0.173	14:22:20.244	
5 -	<b>31.177</b>	21.307	52.484 (2)	82.85	0.006	14:23:12.728	
6 -	32.978	21.923	54.901	79.20	2.423	14:24:07.629	
7 -	32.588	21.643	54.231	80.18	1.753	14:25:01.860	

P4		277 GP		Richard HAYWARD		Yamaha TZ 250 4DP - GForce/Hayward R Ltd/SnapOn	
IDEAL LAP TIME : 53.727		BEST LAP TIME : 53.813		DIFFERENCE : 0.086			
LAP	SECTOR 1	SECTOR 2	LAP TIME	MPH	DIFF	TIME OF DAY	
1 -		21.687	1:00.412	71.98	6.599	14:19:44.302	
2 -	<b>32.358</b>	21.455	<b>53.813 (1)</b>	<b>80.80</b>		<b>14:20:38.115</b>	
3 -	32.742	21.594	54.336	80.03	0.523	14:21:32.451	
4 -	32.652	21.523	54.175 (3)	80.26	0.362	14:22:26.626	
5 -	32.517	<b>21.369</b>	53.886 (2)	80.70	0.073	14:23:20.512	
6 -	33.391	22.427	55.818	77.90	2.005	14:24:16.330	
7 -	33.344	21.795	55.139	78.86	1.326	14:25:11.469	

P5		4 M		James SEATH		Kawasaki ZXR400 L9 - Ovenden Earthmoving	
IDEAL LAP TIME : 53.881		BEST LAP TIME : 53.976		DIFFERENCE : 0.095			
LAP	SECTOR 1	SECTOR 2	LAP TIME	MPH	DIFF	TIME OF DAY	
1 -		21.965	1:00.337	72.07	6.361	14:19:44.227	
2 -	33.025	21.710	54.735	79.44	0.759	14:20:38.962	
3 -	32.648	21.649	54.297 (3)	80.08	0.321	14:21:33.259	
4 -	32.465	<b>21.529</b>	53.994 (2)	80.53	0.018	14:22:27.253	
5 -	<b>32.352</b>	21.624	<b>53.976 (1)</b>	<b>80.56</b>		<b>14:23:21.229</b>	
6 -	32.805	22.528	55.333	78.58	1.357	14:24:16.562	
7 -	33.184	21.878	55.062	78.97	1.086	14:25:11.624	

# BMCRC - MRO Championships 2023 - Rnd 8 @ Brands Hatch Indy

## BMCRC Formula 400 & INTA Motorcycles Blue Haze GP 2-Stroke

### RACE 12 - SECTOR ANALYSIS



SECTOR 1 = FL to I1, SECTOR 2 = I1 to FL, DIFF = Difference To Personal Best Lap, P = Crossed Finish Line in Pit Lane, D = Time Disallowed

P6 77 GP Andrew GLASGOW		Yamaha TZ250 5KE - Hiab service (hw) ltd				
IDEAL LAP TIME : 53.304		BEST LAP TIME : 53.304		DIFFERENCE : 0.000		
LAP	SECTOR 1	SECTOR 2	LAP TIME	MPH	DIFF	TIME OF DAY
1 -		21.955	1:02.680	69.37	9.376	14:19:46.570
2 -	32.916	21.564	54.480	79.82	1.176	14:20:41.050
3 -	32.424	21.905	54.329	80.04	1.025	14:21:35.379
4 -	32.304	21.617	53.921 (2)	80.64	0.617	14:22:29.300
5 -	<b>31.889</b>	<b>21.415</b>	<b>53.304 (1)</b>	<b>81.58</b>		<b>14:23:22.604</b>
6 -	32.271	21.809	54.080 (3)	80.41	0.776	14:24:16.684
7 -	33.305	21.899	55.204	78.77	1.900	14:25:11.888

P7 16 S Alan MAJOR		Kawasaki ZXR400 - Major Performance Developments				
IDEAL LAP TIME : 53.987		BEST LAP TIME : 54.032		DIFFERENCE : 0.045		
LAP	SECTOR 1	SECTOR 2	LAP TIME	MPH	DIFF	TIME OF DAY
1 -		22.293	1:00.841	71.47	6.809	14:19:44.731
2 -	32.807	21.816	54.623	79.61	0.591	14:20:39.354
3 -	32.483	21.807	54.290 (3)	80.09	0.258	14:21:33.644
4 -	32.646	<b>21.548</b>	54.194 (2)	80.24	0.162	14:22:27.838
5 -	<b>32.439</b>	21.593	<b>54.032 (1)</b>	<b>80.48</b>		<b>14:23:21.870</b>
6 -	32.548	22.542	55.090	78.93	1.058	14:24:16.960
7 -	33.351	22.413	55.764	77.98	1.732	14:25:12.724

P8 155 GP Roy CHAPMAN		Yamaha TZ350 - Self				
IDEAL LAP TIME : 54.199		BEST LAP TIME : 54.341		DIFFERENCE : 0.142		
LAP	SECTOR 1	SECTOR 2	LAP TIME	MPH	DIFF	TIME OF DAY
1 -		22.022	1:02.186	69.92	7.845	14:19:46.076
2 -	33.527	21.946	55.473	78.39	1.132	14:20:41.549
3 -	32.788	21.553	<b>54.341 (1)</b>	<b>80.02</b>		<b>14:21:35.890</b>
4 -	32.888	<b>21.546</b>	54.434 (3)	79.88	0.093	14:22:30.324
5 -	<b>32.653</b>	21.722	54.375 (2)	79.97	0.034	14:23:24.699
6 -	32.713	22.020	54.733	79.45	0.392	14:24:19.432
7 -	33.057	21.894	54.951	79.13	0.610	14:25:14.383

P9 65 M Andrew MOXON		Kawasaki ZXR 400 - Helix Homes Developments ltd				
IDEAL LAP TIME :		BEST LAP TIME : 54.130		DIFFERENCE :		
LAP	SECTOR 1	SECTOR 2	LAP TIME	MPH	DIFF	TIME OF DAY
1 -			1:06.572	65.32	12.442	14:19:50.462
2 -			55.200	78.77	1.070	14:20:45.662
3 -			55.060	78.97	0.930	14:21:40.722
4 -			<b>54.130 (1)</b>	<b>80.33</b>		<b>14:22:34.852</b>
5 -			54.860 (2)	79.26	0.730	14:23:29.712
6 -			54.982 (3)	79.09	0.852	14:24:24.694
7 -			56.182	77.40	2.052	14:25:20.876

P10 123 S/R Mark GALLAGHER		Honda RVF 400 -				
IDEAL LAP TIME : 55.445		BEST LAP TIME : 55.604		DIFFERENCE : 0.159		
LAP	SECTOR 1	SECTOR 2	LAP TIME	MPH	DIFF	TIME OF DAY
1 -		22.520	1:02.966	69.06	7.362	14:19:46.856
2 -	33.590	<b>22.196</b>	55.786 (2)	77.95	0.182	14:20:42.642
3 -	<b>33.249</b>	22.355	<b>55.604 (1)</b>	<b>78.20</b>		<b>14:21:38.246</b>
4 -	33.421	22.541	55.962 (3)	77.70	0.358	14:22:34.208
5 -	34.233	22.654	56.887	76.44	1.283	14:23:31.095
6 -	34.020	22.493	56.513	76.94	0.909	14:24:27.608
7 -	33.840	22.519	56.359	77.15	0.755	14:25:23.967

# BMCRC - MRO Championships 2023 - Rnd 8 @ Brands Hatch Indy

## BMCRC Formula 400 & INTA Motorcycles Blue Haze GP 2-Stroke

### RACE 12 - SECTOR ANALYSIS



SECTOR 1 = FL to I1, SECTOR 2 = I1 to FL, DIFF = Difference To Personal Best Lap, P = Crossed Finish Line in Pit Lane, D = Time Disallowed

P11 90 S		Steve RAPA		-		
IDEAL LAP TIME : 56.071		BEST LAP TIME : 56.077		DIFFERENCE : 0.006		
LAP	SECTOR 1	SECTOR 2	LAP TIME	MPH	DIFF	TIME OF DAY
1 -		22.922	1:03.685	68.28	7.608	14:19:47.575
2 -	34.065	22.496	56.561	76.88	0.484	14:20:44.136
3 -	34.049	22.430	56.479	76.99	0.402	14:21:40.615
4 -	33.789	<b>22.381</b>	56.170 (2)	77.41	0.093	14:22:36.785
5 -	<b>33.690</b>	22.387	<b>56.077 (1)</b>	<b>77.54</b>		<b>14:23:32.862</b>
6 -	33.727	22.446	56.173 (3)	77.41	0.096	14:24:29.035
7 -	34.103	22.413	56.516	76.94	0.439	14:25:25.551

P12 52 GP		Stephen BAYLEY		Yamaha TZ 250 - Mander Organ Builders		
IDEAL LAP TIME : 55.390		BEST LAP TIME : 55.448		DIFFERENCE : 0.058		
LAP	SECTOR 1	SECTOR 2	LAP TIME	MPH	DIFF	TIME OF DAY
1 -		22.520	1:04.115	67.82	8.667	14:19:48.005
2 -	35.250	22.163	57.413	75.74	1.965	14:20:45.418
3 -	34.200	22.115	56.315 (3)	77.21	0.867	14:21:41.733
4 -	<b>33.541</b>	21.907	<b>55.448 (1)</b>	<b>78.42</b>		<b>14:22:37.181</b>
5 -	34.561	21.887	56.448	77.03	1.000	14:23:33.629
6 -	33.862	21.990	55.852 (2)	77.85	0.404	14:24:29.481
7 -	34.573	<b>21.849</b>	56.422	77.07	0.974	14:25:25.903

P13 115 S/R		Jake DONKERSLEY		Honda VFR400 NC30 -		
IDEAL LAP TIME : 56.038		BEST LAP TIME : 56.038		DIFFERENCE : 0.000		
LAP	SECTOR 1	SECTOR 2	LAP TIME	MPH	DIFF	TIME OF DAY
1 -		22.686	1:04.045	67.89	8.007	14:19:47.935
2 -	33.908	22.467	56.375 (3)	77.13	0.337	14:20:44.310
3 -	34.075	22.433	56.508	76.95	0.470	14:21:40.818
4 -	34.060	22.345	56.405	77.09	0.367	14:22:37.223
5 -	33.960	<b>22.316</b>	56.276 (2)	77.27	0.238	14:23:33.499
6 -	<b>33.722</b>	<b>22.316</b>	<b>56.038 (1)</b>	<b>77.60</b>		<b>14:24:29.537</b>
7 -	34.940	22.467	57.407	75.75	1.369	14:25:26.944

P14 27 S/R		Lucian Silviu SINCA		Kawasaki ZX400R -		
IDEAL LAP TIME : 56.310		BEST LAP TIME : 56.392		DIFFERENCE : 0.082		
LAP	SECTOR 1	SECTOR 2	LAP TIME	MPH	DIFF	TIME OF DAY
1 -		23.058	1:04.913	66.99	8.521	14:19:48.803
2 -	33.911	22.750	56.661	76.74	0.269	14:20:45.464
3 -	<b>33.784</b>	22.608	<b>56.392 (1)</b>	<b>77.11</b>		<b>14:21:41.856</b>
4 -	34.007	22.747	56.754	76.62	0.362	14:22:38.610
5 -	33.839	22.677	56.516 (3)	76.94	0.124	14:23:35.126
6 -	33.886	<b>22.526</b>	56.412 (2)	77.08	0.020	14:24:31.538
7 -	34.894	23.593	58.487	74.35	2.095	14:25:30.025

P15 42 S		David ATKINS		Honda CBR 400 NC29 - DA PLUMBING and MECHANICAL LTI		
IDEAL LAP TIME : 56.776		BEST LAP TIME : 56.972		DIFFERENCE : 0.196		
LAP	SECTOR 1	SECTOR 2	LAP TIME	MPH	DIFF	TIME OF DAY
1 -		23.067	1:06.347	65.54	9.375	14:19:50.237
2 -	34.318	23.075	57.393	75.76	0.421	14:20:47.630
3 -	<b>33.957</b>	23.112	57.069 (3)	76.19	0.097	14:21:44.699
4 -	34.192	23.220	57.412	75.74	0.440	14:22:42.111
5 -	34.331	22.855	57.186	76.04	0.214	14:23:39.297
6 -	34.154	22.909	57.063 (2)	76.20	0.091	14:24:36.360
7 -	34.153	<b>22.819</b>	<b>56.972 (1)</b>	<b>76.32</b>		<b>14:25:33.332</b>

# BMCRC - MRO Championships 2023 - Rnd 8 @ Brands Hatch Indy

## BMCRC Formula 400 & INTA Motorcycles Blue Haze GP 2-Stroke

### RACE 12 - SECTOR ANALYSIS



SECTOR 1 = FL to I1, SECTOR 2 = I1 to FL, DIFF = Difference To Personal Best Lap, P = Crossed Finish Line in Pit Lane, D = Time Disallowed

P16 60 GP		Danny GOUGH		Yamaha TZ250 - G Force Motorcycles			
IDEAL LAP TIME : 57.730		BEST LAP TIME : 57.762		DIFFERENCE : 0.032			
LAP	SECTOR 1	SECTOR 2	LAP TIME	MPH	DIFF	TIME OF DAY	
1 -		23.491	1:06.509	65.38	8.747	14:19:50.399	
2 -	35.778	23.009	58.787	73.97	1.025	14:20:49.186	
3 -	35.915	23.183	59.098	73.58	1.336	14:21:48.284	
4 -	35.258	22.934	58.192	74.72	0.430	14:22:46.476	
5 -	34.908	<b>22.854</b>	<b>57.762 (1)</b>	<b>75.28</b>		<b>14:23:44.238</b>	
6 -	34.927	23.054	57.981 (3)	75.00	0.219	14:24:42.219	
7 -	<b>34.876</b>	23.070	57.946 (2)	75.04	0.184	14:25:40.165	

P17 101 S/R		Francesco ROSSATO		Kawasaki ZXR400 -			
IDEAL LAP TIME : 57.517		BEST LAP TIME : 57.548		DIFFERENCE : 0.031			
LAP	SECTOR 1	SECTOR 2	LAP TIME	MPH	DIFF	TIME OF DAY	
1 -		23.442	1:07.476	64.44	9.928	14:19:51.366	
2 -	35.238	23.303	58.541	74.28	0.993	14:20:49.907	
3 -	34.855	23.185	58.040 (3)	74.92	0.492	14:21:47.947	
4 -	34.779	<b>22.975</b>	<b>57.754 (2)</b>	<b>75.29</b>	0.206	<b>14:22:45.701</b>	
5 -	<b>34.542</b>	23.006	<b>57.548 (1)</b>	<b>75.56</b>		<b>14:23:43.249</b>	
6 -	34.561	24.572	59.133	73.53	1.585	14:24:42.382	
7 -	35.567	23.256	58.823	73.92	1.275	14:25:41.205	

P18 911 M		Kian BUSA		Kawasaki 400 NINJA -			
IDEAL LAP TIME : 57.215		BEST LAP TIME : 57.215		DIFFERENCE : 0.000			
LAP	SECTOR 1	SECTOR 2	LAP TIME	MPH	DIFF	TIME OF DAY	
1 -		24.057	1:09.062	62.96	11.847	14:19:52.952	
2 -	35.311	23.717	59.028	73.67	1.813	14:20:51.980	
3 -	34.363	23.213	57.576 (2)	75.52	0.361	14:21:49.556	
4 -	35.304	23.705	59.009	73.69	1.794	14:22:48.565	
5 -	35.030	23.387	58.417	74.44	1.202	14:23:46.982	
6 -	34.600	23.394	57.994 (3)	74.98	0.779	14:24:44.976	
7 -	<b>34.105</b>	<b>23.110</b>	<b>57.215 (1)</b>	<b>76.00</b>		<b>14:25:42.191</b>	

P19 17 R		Freddie BATE		Kawasaki NINJA 300 - hartjay			
IDEAL LAP TIME : 58.367		BEST LAP TIME : 58.369		DIFFERENCE : 0.002			
LAP	SECTOR 1	SECTOR 2	LAP TIME	MPH	DIFF	TIME OF DAY	
1 -		23.772	1:08.492	63.49	10.123	14:19:52.382	
2 -	35.138	23.440	58.578 (2)	74.23	0.209	14:20:50.960	
3 -	35.101	<b>23.268</b>	<b>58.369 (1)</b>	<b>74.50</b>		<b>14:21:49.329</b>	
4 -	35.307	23.410	58.717	74.06	0.348	14:22:48.046	
5 -	35.111	24.061	59.172	73.49	0.803	14:23:47.218	
6 -	35.249	23.344	58.593 (3)	74.21	0.224	14:24:45.811	

P20 116 S		Andrew WILKINS		Kawasaki ZXR 400 - David Simon Tuning			
IDEAL LAP TIME : 58.252		BEST LAP TIME : 58.416		DIFFERENCE : 0.164			
LAP	SECTOR 1	SECTOR 2	LAP TIME	MPH	DIFF	TIME OF DAY	
1 -		24.090	1:09.221	62.82	10.805	14:19:53.111	
2 -	35.781	23.908	59.689	72.85	1.273	14:20:52.800	
3 -	35.410	23.681	59.091	73.59	0.675	14:21:51.891	
4 -	34.957	23.671	58.628 (2)	74.17	0.212	14:22:50.519	
5 -	35.286	<b>23.366</b>	58.652 (3)	74.14	0.236	14:23:49.171	
6 -	34.945	23.471	<b>58.416 (1)</b>	<b>74.44</b>		<b>14:24:47.587</b>	

# BMCRC - MRO Championships 2023 - Rnd 8 @ Brands Hatch Indy

## BMCRC Formula 400 & INTA Motorcycles Blue Haze GP 2-Stroke

### RACE 12 - SECTOR ANALYSIS



SECTOR 1 = FL to I1, SECTOR 2 = I1 to FL, DIFF = Difference To Personal Best Lap, P = Crossed Finish Line in Pit Lane, D = Time Disallowed

P21		2 S/R		Kees RAMSEY		Kawasaki NINJA 400CC -	
IDEAL LAP TIME : 57.636		BEST LAP TIME : 58.212		DIFFERENCE : 0.576			
LAP	SECTOR 1	SECTOR 2	LAP TIME	MPH	DIFF	TIME OF DAY	
1 -		24.785	1:10.255	61.89	12.043	14:19:54.145	
2 -	36.111	23.815	59.926	72.56	1.714	14:20:54.071	
3 -	35.840	23.526	59.366	73.25	1.154	14:21:53.437	
4 -	35.009	23.685	58.694 (3)	74.08	0.482	14:22:52.131	
5 -	35.128	23.477	58.605 (2)	74.20	0.393	14:23:50.736	
6 -	34.952	23.260	<b>58.212 (1)</b>	<b>74.70</b>		<b>14:24:48.948</b>	

P22		24 S		Harley GODZISZ		Honda NC30 - SonicRacing.co.uk	
IDEAL LAP TIME : 59.335		BEST LAP TIME : 59.335		DIFFERENCE : 0.000			
LAP	SECTOR 1	SECTOR 2	LAP TIME	MPH	DIFF	TIME OF DAY	
1 -		24.792	1:10.960	61.28	11.625	14:19:54.850	
2 -	36.332	24.297	1:00.629	71.72	1.294	14:20:55.479	
3 -	<b>35.533</b>	<b>23.802</b>	<b>59.335 (1)</b>	<b>73.28</b>		<b>14:21:54.814</b>	
4 -	35.881	23.901	59.782	72.74	0.447	14:22:54.596	
5 -	35.930	23.847	59.777 (3)	72.74	0.442	14:23:54.373	
6 -	35.698	24.025	59.723 (2)	72.81	0.388	14:24:54.096	

P23		15 M		Luis VASCONCELOS		Kawasaki NINJA 400 -	
IDEAL LAP TIME : 1:00.587		BEST LAP TIME : 1:00.587		DIFFERENCE : 0.000			
LAP	SECTOR 1	SECTOR 2	LAP TIME	MPH	DIFF	TIME OF DAY	
1 -		24.846	1:10.840	61.38	10.253	14:19:54.730	
2 -	<b>36.268</b>	<b>24.319</b>	<b>1:00.587 (1)</b>	<b>71.77</b>		<b>14:20:55.317</b>	
3 -	36.733	24.413	1:01.146 (2)	71.11	0.559	14:21:56.463	
4 -	36.852	24.597	1:01.449	70.76	0.862	14:22:57.912	
5 -	37.072	24.567	1:01.639	70.54	1.052	14:23:59.551	
6 -	36.752	24.424	1:01.176 (3)	71.08	0.589	14:25:00.727	

P24		75 M		Anthony JOHNSON		Yamaha TZR250 - INTA MOTORCYCLE SERVICES LTD	
IDEAL LAP TIME : 52.221		BEST LAP TIME : 52.337		DIFFERENCE : 0.116			
LAP	SECTOR 1	SECTOR 2	LAP TIME	MPH	DIFF	TIME OF DAY	
1 -		21.198	58.269	74.62	5.932	14:19:42.159	
2 -	31.217	<b>21.120</b>	<b>52.337 (1)</b>	<b>83.08</b>		<b>14:20:34.496</b>	
3 -	31.710	21.250	52.960 (3)	82.11	0.623	14:21:27.456	
4 -	32.032	21.131	53.163	81.79	0.826	14:22:20.619	
5 -	<b>31.101</b>	21.261	52.362 (2)	83.04	0.025	14:23:12.981	
6 -	36.686	23.713	1:00.399	71.99	8.062	14:24:13.380	

P25		3 GP		Tom BARRETT		Honda RS250 -	
IDEAL LAP TIME : 55.495		BEST LAP TIME : 55.495		DIFFERENCE : 0.000			
LAP	SECTOR 1	SECTOR 2	LAP TIME	MPH	DIFF	TIME OF DAY	
1 -		22.668	1:03.845	68.11	8.350	14:19:47.735	
2 -	34.555	22.395	56.950	76.35	1.455	14:20:44.685	
3 -	33.877	22.764	56.641	76.77	1.146	14:21:41.326	
4 -	<b>33.264</b>	<b>22.231</b>	<b>55.495 (1)</b>	<b>78.36</b>		<b>14:22:36.821</b>	
5 -	34.076	22.287	56.363 (3)	77.15	0.868	14:23:33.184	
6 -	33.426	22.623	56.049 (2)	77.58	0.554	14:24:29.233	

P26		100 M		Karl TOOLE		Kawasaki ZXR 400 - KTMS	
IDEAL LAP TIME : 56.995		BEST LAP TIME : 57.226		DIFFERENCE : 0.231			
LAP	SECTOR 1	SECTOR 2	LAP TIME	MPH	DIFF	TIME OF DAY	
1 -		22.723	1:05.058	66.84	7.832	14:19:48.948	
2 -	35.013	22.747	57.760	75.28	0.534	14:20:46.708	
3 -	<b>34.487</b>	22.774	57.261 (2)	75.94	0.035	14:21:43.969	
4 -	34.672	23.155	57.827	75.20	0.601	14:22:41.796	
5 -	34.896	<b>22.508</b>	57.404 (3)	75.75	0.178	14:23:39.200	
6 -	34.659	22.567	<b>57.226 (1)</b>	<b>75.99</b>		<b>14:24:36.426</b>	

# BMCRC - MRO Championships 2023 - Rnd 8 @ Brands Hatch Indy

## BMCRC Formula 400 & INTA Motorcycles Blue Haze GP 2-Stroke

### RACE 12 - SECTOR ANALYSIS



SECTOR 1 = FL to I1, SECTOR 2 = I1 to FL, DIFF = Difference To Personal Best Lap, P = Crossed Finish Line in Pit Lane, D = Time Disallowed

<b>P27 151 M Nick SMITH</b>		Kawasaki ZXR400 - Hi-Precision Engineering Ltd				
IDEAL LAP TIME : 51.892		BEST LAP TIME : 51.942		DIFFERENCE : 0.050		
LAP	SECTOR 1	SECTOR 2	LAP TIME	MPH	DIFF	TIME OF DAY
1 -		21.310	58.670	74.11	6.728	14:19:42.560
2 -	31.768	20.887	52.655	82.58	0.713	14:20:35.215
3 -	31.183	20.935	52.118 (2)	83.43	0.176	14:21:27.333
4 -	31.072	<b>20.870</b>	<b>51.942 (1)</b>	<b>83.72</b>		<b>14:22:19.275</b>
5 -	<b>31.022</b>	21.110	52.132 (3)	83.41	0.190	14:23:11.407

<b>P28 8 GP Phil ATKINSON</b>		Yamaha TZ350 - ROSE MOT/Q Oil Treatments				
IDEAL LAP TIME : 51.567		BEST LAP TIME : 51.567		DIFFERENCE : 0.000		
LAP	SECTOR 1	SECTOR 2	LAP TIME	MPH	DIFF	TIME OF DAY
1 -		21.291	59.472	73.11	7.905	14:19:43.362
2 -	31.660	20.823	52.483	82.85	0.916	14:20:35.845
3 -	31.374	20.687	52.061 (2)	83.52	0.494	14:21:27.906
4 -	31.347	20.845	52.192 (3)	83.31	0.625	14:22:20.098
5 -	<b>30.979</b>	<b>20.588</b>	<b>51.567 (1)</b>	<b>84.32</b>		<b>14:23:11.665</b>

<b>P29 74 GP James CHANDLER</b>		Honda RS250 - Finchams two strokes				
IDEAL LAP TIME : 55.249		BEST LAP TIME : 55.434		DIFFERENCE : 0.185		
LAP	SECTOR 1	SECTOR 2	LAP TIME	MPH	DIFF	TIME OF DAY
1 -		22.205	1:01.885	70.26	6.451	14:19:45.775
2 -	33.337	<b>22.097</b>	<b>55.434 (1)</b>	<b>78.44</b>		<b>14:20:41.209</b>
3 -	34.198	22.355	56.553	76.89	1.119	14:21:37.762
4 -	<b>33.152</b>	22.475	55.627 (3)	78.17	0.193	14:22:33.389
5 -	33.163	22.393	55.556 (2)	78.27	0.122	14:23:28.945

<b>P30 199 GP Michael FROST</b>		Yamaha TZ250 4DP -				
IDEAL LAP TIME : 57.601		BEST LAP TIME : 57.601		DIFFERENCE : 0.000		
LAP	SECTOR 1	SECTOR 2	LAP TIME	MPH	DIFF	TIME OF DAY
1 -		23.783	1:09.547	62.52	11.946	14:19:53.437
2 -	35.401	23.049	58.450 (3)	74.39	0.849	14:20:51.887
3 -	34.948	22.975	57.923 (2)	75.07	0.322	14:21:49.810
4 -	35.409	23.167	58.576	74.23	0.975	14:22:48.386
5 -	<b>34.735</b>	<b>22.866</b>	<b>57.601 (1)</b>	<b>75.49</b>		<b>14:23:45.987</b>

<b>P31 85 M James ROBINSON</b>		Kawasaki ZXR400 - claire palastanga ceramics				
IDEAL LAP TIME :		BEST LAP TIME :		DIFFERENCE :		
LAP	SECTOR 1	SECTOR 2	LAP TIME	MPH	DIFF	TIME OF DAY
1 -		<b>21.847</b>	1:01.044	71.23		14:19:44.934

# BMCRC - MRO Championships 2023 - Rnd 8 @ Brands Hatch Indy

## BMCRC Formula 400 & INTA Motorcycles Blue Haze GP 2-Stroke

### RACE 12 - BEST SECTORS

SECTOR 1			SECTOR 2			IDEAL / BEST COMPARISON						
POS	NO	NAME	TIME	NO	NAME	TIME	POS	NO	NAME	IDEAL	BEST	DIFF
									<b>PERFECT LAP</b>	<b>51.513</b>		
1	8	ATKINSON	<b>30.979</b>	50	MORRISON	<b>20.534</b>	1	8	ATKINSON	51.567	51.567	<b>0.000</b>
2	151	SMITH	<b>31.022</b>	8	ATKINSON	<b>20.588</b>	2	5	LEA	51.678	51.678	<b>0.000</b>
3	5	LEA	<b>31.079</b>	5	LEA	<b>20.599</b>	3	151	SMITH	51.892	51.942	<b>0.050</b>
4	75	JOHNSON	<b>31.101</b>	151	SMITH	<b>20.870</b>	4	50	MORRISON	51.901	51.955	<b>0.054</b>
5	25	SMITH	<b>31.177</b>	25	SMITH	<b>21.073</b>	5	75	JOHNSON	52.221	52.337	<b>0.116</b>
6	50	MORRISON	<b>31.367</b>	75	JOHNSON	<b>21.120</b>	6	25	SMITH	52.250	52.478	<b>0.228</b>
7	77	GLASGOW	<b>31.889</b>	277	HAYWARD	<b>21.369</b>	7	77	GLASGOW	53.304	53.304	<b>0.000</b>
8	4	SEATH	<b>32.352</b>	77	GLASGOW	<b>21.415</b>	8	277	HAYWARD	53.727	53.813	<b>0.086</b>
9	277	HAYWARD	<b>32.358</b>	4	SEATH	<b>21.529</b>	9	4	SEATH	53.881	53.976	<b>0.095</b>
10	16	MAJOR	<b>32.439</b>	155	CHAPMAN	<b>21.546</b>	10	16	MAJOR	53.987	54.032	<b>0.045</b>
11	155	CHAPMAN	<b>32.653</b>	16	MAJOR	<b>21.548</b>	11	155	CHAPMAN	54.199	54.341	<b>0.142</b>
12	74	CHANDLER	<b>33.152</b>	85	ROBINSON	<b>21.847</b>	12	74	CHANDLER	55.249	55.434	<b>0.185</b>
13	123	GALLAGHER	<b>33.249</b>	52	BAYLEY	<b>21.849</b>	13	52	BAYLEY	55.390	55.448	<b>0.058</b>
14	3	BARRETT	<b>33.264</b>	74	CHANDLER	<b>22.097</b>	14	123	GALLAGHER	55.445	55.604	<b>0.159</b>
15	52	BAYLEY	<b>33.541</b>	123	GALLAGHER	<b>22.196</b>	15	3	BARRETT	55.495	55.495	<b>0.000</b>
16	90	RAPA	<b>33.690</b>	3	BARRETT	<b>22.231</b>	16	115	DONKERSLEY	56.038	56.038	<b>0.000</b>
17	115	DONKERSLEY	<b>33.722</b>	115	DONKERSLEY	<b>22.316</b>	17	90	RAPA	56.071	56.077	<b>0.006</b>
18	27	SINCA	<b>33.784</b>	90	RAPA	<b>22.381</b>	18	27	SINCA	56.310	56.392	<b>0.082</b>
19	42	ATKINS	<b>33.957</b>	100	TOOLE	<b>22.508</b>	19	42	ATKINS	56.776	56.972	<b>0.196</b>
20	911	BUSA	<b>34.105</b>	27	SINCA	<b>22.526</b>	20	100	TOOLE	56.995	57.226	<b>0.231</b>
21	2	RAMSEY	<b>34.440</b>	42	ATKINS	<b>22.819</b>	21	911	BUSA	57.215	57.215	<b>0.000</b>
22	100	TOOLE	<b>34.487</b>	60	GOUGH	<b>22.854</b>	22	101	ROSSATO	57.517	57.548	<b>0.031</b>
23	101	ROSSATO	<b>34.542</b>	199	FROST	<b>22.866</b>	23	199	FROST	57.601	57.601	<b>0.000</b>
24	199	FROST	<b>34.735</b>	101	ROSSATO	<b>22.975</b>	24	2	RAMSEY	57.636	58.212	<b>0.576</b>
25	60	GOUGH	<b>34.876</b>	911	BUSA	<b>23.110</b>	25	60	GOUGH	57.730	57.762	<b>0.032</b>
26	116	WILKINS	<b>34.886</b>	2	RAMSEY	<b>23.196</b>	26	116	WILKINS	58.252	58.416	<b>0.164</b>
27	17	BATE	<b>35.099</b>	17	BATE	<b>23.268</b>	27	17	BATE	58.367	58.369	<b>0.002</b>
28	24	GODZISZ	<b>35.533</b>	116	WILKINS	<b>23.366</b>	28	24	GODZISZ	59.335	59.335	<b>0.000</b>
29	15	VASCONCELOS	<b>36.268</b>	24	GODZISZ	<b>23.802</b>	29	15	VASCONCELOS	1:00.587	1:00.587	<b>0.000</b>
30				15	VASCONCELOS	<b>24.319</b>	30	65	MOXON		54.130	
31							31	85	ROBINSON			

# BMCRC - MRO Championships 2023 - Rnd 8 @ Brands Hatch Indy

## BMCRC Formula 400 & INTA Motorcycles Blue Haze GP 2-Stroke

### RACE 12 - STATISTICS

<b>Competitors Started</b>	31
<b>Planned Start</b>	2023-10-01 @ 14:00:00.000
<b>Actual Start</b>	2023-10-01 @ 14:18:43.889
<b>Finish Time</b>	2023-10-01 @ 14:24:54.165
<b>Track Length</b>	1.2079mi.
<b>Total Laps</b>	195
<b>Total Distance Covered</b>	235.5493mi.

#### Session Fastest Lap History

NO	CL	NAME	LAP TIME	TIME OF DAY	LAP	VEHICLE
5	GP	John LEA	<b>52.357</b>	14:20:33.721	2	Yamaha TZ 250
75	M	Anthony JOHNSON	<b>52.337</b>	14:20:34.501	2	Yamaha TZR250
5	GP	John LEA	<b>52.280</b>	14:21:26.002	3	Yamaha TZ 250
50	GP	Sean MORRISON	<b>52.019</b>	14:21:26.324	3	Honda RS 250
151	M	Nick SMITH	<b>51.942</b>	14:22:19.285	4	Kawasaki ZXR400
8	GP	Phil ATKINSON	<b>51.567</b>	14:23:11.674	5	Yamaha TZ350

#### Session Leader History

NO	CL	NAME	FROM LAP	LAPS LED	DISTANCE	VEHICLE
5	GP	John LEA	1	7	8.45 miles	Yamaha TZ 250

#### Flag History

TYPE	TIME OF DAY
GREEN	14:18:43.889
FINISH	14:24:54.165

#### Flag Statistics

TYPE	COUNT	TOTAL LAPS	TOTAL TIME
Green	1	7	8:37.712
Red	0	0	0.000
Safety Car	0	0	0.000
FCY	0	0	0.000



**BMCRC - MRO Championships 2023 - Rnd 8 @ Brands Hatch Indy**  
**BMCRC Formula 400 & INTA Motorcycles Blue Haze GP 2-Stroke**  
**RACE 12 - STATISTICS**

**CLASS : M**

9 Starters

**Fastest Lap History**

NO	NAME	LAP TIME	TIME OF DAY	LAP	VEHICLE
75	Anthony JOHNSON	<b>52.337</b>	14:20:34.501	2	Yamaha TZR250
151	Nick SMITH	<b>52.118</b>	14:21:27.344	3	Kawasaki ZXR400
151	Nick SMITH	<b>51.942</b>	14:22:19.285	4	Kawasaki ZXR400

**Leader History**

NO	NAME	FROM LAP	LAPS LED	DISTANCE	VEHICLE
75	Anthony JOHNSON	1	2	2.41 miles	Yamaha TZR250
151	Nick SMITH	3	3	3.62 miles	Kawasaki ZXR400
25	Haydon SMITH	6	2	2.41 miles	Kawasaki ZXR400

**BMCRC - MRO Championships 2023 - Rnd 8 @ Brands Hatch Indy**  
**BMCRC Formula 400 & INTA Motorcycles Blue Haze GP 2-Stroke**  
**RACE 12 - STATISTICS**

**CLASS : S**

**5 Starters**

**Fastest Lap History**

NO	NAME	LAP TIME	TIME OF DAY	LAP	VEHICLE
16	Alan MAJOR	<b>54.623</b>	14:20:39.362	2	Kawasaki ZXR400
16	Alan MAJOR	<b>54.290</b>	14:21:33.654	3	Kawasaki ZXR400
16	Alan MAJOR	<b>54.194</b>	14:22:27.848	4	Kawasaki ZXR400
16	Alan MAJOR	<b>54.032</b>	14:23:21.879	5	Kawasaki ZXR400

**Leader History**

NO	NAME	FROM LAP	LAPS LED	DISTANCE	VEHICLE
16	Alan MAJOR	1	7	8.45 miles	Kawasaki ZXR400

**BMCRC - MRO Championships 2023 - Rnd 8 @ Brands Hatch Indy**  
**BMCRC Formula 400 & INTA Motorcycles Blue Haze GP 2-Stroke**  
**RACE 12 - STATISTICS**

**CLASS : S/R**

5 Starters

**Fastest Lap History**

NO	NAME	LAP TIME	TIME OF DAY	LAP	VEHICLE
123	Mark GALLAGHER	55.786	14:20:42.654	2	Honda RVF 400
123	Mark GALLAGHER	55.604	14:21:38.258	3	Honda RVF 400

**Leader History**

NO	NAME	FROM LAP	LAPS LED	DISTANCE	VEHICLE
123	Mark GALLAGHER	1	7	8.45 miles	Honda RVF 400

# BMCRC - MRO Championships 2023 - Rnd 8 @ Brands Hatch Indy

## BMCRC Formula 400 & INTA Motorcycles Blue Haze GP 2-Stroke

### RACE 12 - STATISTICS

**CLASS : GP**

11 Starters

#### Fastest Lap History

NO	NAME	LAP TIME	TIME OF DAY	LAP	VEHICLE
5	John LEA	<b>52.357</b>	14:20:33.721	2	Yamaha TZ 250
5	John LEA	<b>52.280</b>	14:21:26.002	3	Yamaha TZ 250
50	Sean MORRISON	<b>52.019</b>	14:21:26.324	3	Honda RS 250
8	Phil ATKINSON	<b>51.567</b>	14:23:11.674	5	Yamaha TZ350

#### Leader History

NO	NAME	FROM LAP	LAPS LED	DISTANCE	VEHICLE
5	John LEA	1	7	8.45 miles	Yamaha TZ 250

# BMCRC - MRO Championships 2023 - Rnd 8 @ Brands Hatch Indy

## BMCRC Formula 400 & INTA Motorcycles Blue Haze GP 2-Stroke

### RACE 12 - STATISTICS

**CLASS : R**

1 Starters

#### Fastest Lap History

NO	NAME	LAP TIME	TIME OF DAY	LAP	VEHICLE
17	Freddie BATE	58.578	14:20:50.991	2	Kawasaki NINJA 300
17	Freddie BATE	58.369	14:21:49.360	3	Kawasaki NINJA 300

#### Leader History

NO	NAME	FROM LAP	LAPS LED	DISTANCE	VEHICLE
17	Freddie BATE	1	6	7.24 miles	Kawasaki NINJA 300



# DART MOTORSPORT MRO 600 inc CLUBMAN & GP2/EVO CLASS



BMCRC-MRO Championships - Round 8  
Brands Hatch Indy  
30<sup>th</sup> September / 1<sup>st</sup> October 2023



Timing & Results Provided by Timing Solutions Ltd

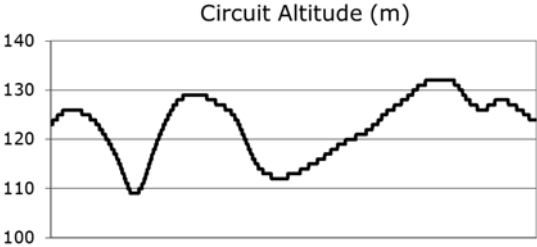
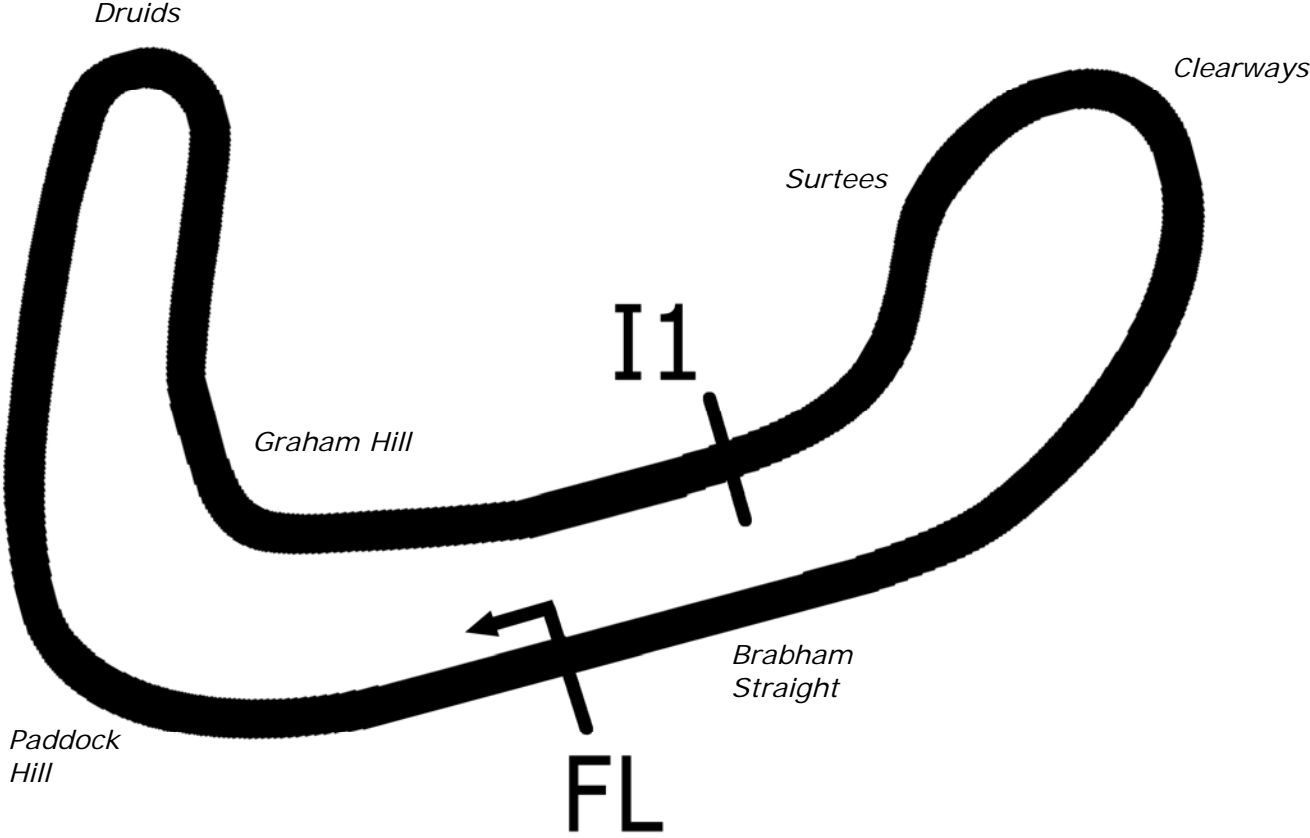
[www.tsl-timing.com](http://www.tsl-timing.com)

# Brands Hatch Indy



SPORTS TIMING

TIMING SOLUTIONS LTD



Length	1.2079 miles	1944.0 m	
FL		51.36032 N	0.26032 E
I1	1112m	51.35934 N	0.25955 E
Pit Entry	1669m	51.35911 N	0.25743 E
Pit Exit	26m after FL	51.36027 N	0.26078 E
Pit Entry–Pit Exit 277m, 16.6s @60kph, 12.4s @80kph			

# BMCRC - MRO Championships 2023 - Rnd 8 @ Brands Hatch Indy



## DART Motorsport MRO 600 inc Clubman 600 & GP2/EVO

### QUALIFYING - CLASSIFICATION

POS	NO	CL	PIC NAME	ENTRY	TIME	ON	LAPS	GAP	DIFF	MPH
1	36		1 Harry FOWLE	Yamaha R6 - HF Refinishing Racing	49.388	14	14			88.04
2	80		2 Morgan CREASEY	Yamaha R6 - Warics Ltd	49.435	10	11	0.047	0.047	87.96
3	661	EVO	1 Cameron HARRIS	Triumph 675R - Harris / Tony Scott Motorsport	49.490	10	13	0.102	0.055	87.86
4	212		3 Matt PALLETT	Kawasaki ZX636 - BDA Chartered Architects	49.613	14	14	0.225	0.123	87.65
5	134*		4 Donald GILBERT	Kawasaki ZX6R - S and N tyres	49.819	9	14	0.431	0.206	87.28
6	961		5 Jack SIM	Kawasaki ZX6 R - Vanguard Motorsport, Platform Lift E	49.826	6	13	0.438	0.007	87.27
7	38	C	1 Robbie PARK	Triumph 675 R - Mom	49.936	13	14	0.548	0.110	87.08
8	40	C	2 Henry ROSS	Yamaha R6 -	49.979	13	14	0.591	0.043	87.00
9	51		6 Ross CLARKE	Kawasaki ZX600RR - RC Farriery Racing	50.016	13	14	0.628	0.037	86.94
10	91	C	3 Sam HIRST	Kawasaki 636 - Team Valley Racing	50.296	11	13	0.908	0.280	86.46
11	14	C	4 Jack MUIR	Kawasaki ZX636 -	50.463	13	14	1.075	0.167	86.17
12	24	C	5 Callum MANLEY	Honda CBR600 RR - Bec's Sweets	50.494	5	7	1.106	0.031	86.12
13	169		7 Gareth CUNNINGHAM	Yamaha R6 - Burnham cars ltd	50.562	11	13	1.174	0.068	86.00
14	35		8 Kai DICKINSON	Kawasaki ZX636 -	50.718	13	14	1.330	0.156	85.74
15	120	C	6 James GOWER	Yamaha R6 - TeamRubyRacing	51.249	10	14	1.861	0.531	84.85
16	543	C	7 Stefan ELLIS	Yamaha R6 - Bespoke Bathing Company	51.358	11	13	1.970	0.109	84.67
17	124	C	8 Mark STRUTT	Yamaha R6 - MPS Developments LTD	51.610	10	13	2.222	0.252	84.25
18	28	C	9 Tom WALKER	Honda CBR600RR - TRW Racing	51.714	4	10	2.326	0.104	84.08
19	97	C	10 Edward ANSELL	- E a Ansell contractors	51.755	11	14	2.367	0.041	84.02
20	22	C	11 Toby TRUNDLE	Yamaha R6 - Harris Motorcycles / A. Harland Race Ser	52.171	12	12	2.783	0.416	83.35
21	44		9 James DUTTON	Kawasaki ZX6R - AMR Motorcycles	52.241	10	13	2.853	0.070	83.24
22	18	C	12 Steven ASHLEY-PARRY	Yamaha R6 - Symonds auto salvage	52.247	6	13	2.859	0.006	83.23
23	122	C	13 Matt GATHERCOLE	Kawasaki ZX6R -	52.543	11	12	3.155	0.296	82.76
24	32	C	14 James ROBINSON	Yamaha R6 - claire palastanga ceramics	52.936	10	13	3.548	0.393	82.14
25	8	EVO	2 James SEATH	Triumph DAYTONA 675R - Ovenden Earthmoving	53.341	11	11	3.953	0.405	81.52
26	525		10 Andrew SEDDON	Suzuki GSXR 600 - Marsh & Chalfont	55.731	7	8	6.343	2.390	78.02
27	13	C	15 Blake DIDWELL	Kawasaki ZX6R - Black Widow Exhausts   Double Blitz	56.824	4	9	7.436	1.093	76.52
28	5		11 Edgar MACHADO	Yamaha R6 -	1:00.051	9	12	10.663	3.227	72.41

\* No. 134 - Please fit a working transponder

Weather / Track : Cloudy / Dry

These results are provisional until the conclusion of any judicial and technical matters.

Brands Hatch Indy: 1.2079 miles  
Date: 30/09/2023 Start: 10:21 Finish: 10:33

Clerk Of Course :	Stewards :	Timekeeper : <i>Craig Smith</i>
-------------------	------------	------------------------------------

Results can be found at [www.tsl-timing.com](http://www.tsl-timing.com)

Printed - 10:36 Saturday, 30 September 2023





# BMCRC - MRO Championships 2023 - Rnd 8 @ Brands Hatch Indy

## DART Motorsport MRO 600 inc Clubman 600 & GP2/EVO

### QUALIFYING - SECTOR ANALYSIS



SECTOR 1 = FL to I1, SECTOR 2 = I1 to FL, DIFF = Difference To Personal Best Lap, P = Crossed Finish Line in Pit Lane, D = Time Disallowed

<b>P1 36</b>		<b>Harry FOWLE</b>		Yamaha R6 - HF Refinishing Racing			
IDEAL LAP TIME : 49.360		BEST LAP TIME : 49.388		DIFFERENCE : 0.028			
LAP	SECTOR 1	SECTOR 2	LAP TIME	MPH	DIFF	TIME OF DAY	
1 -	32.080	21.058	53.138	81.83	3.750	10:22:55.269	
2 -	30.455	20.442	50.897	85.43	1.509	10:23:46.166	
3 -	29.777	20.064	49.841	87.24	0.453	10:24:36.007	
4 -	29.673	20.040	49.713 (3)	87.47	0.325	10:25:25.720	
5 -	30.861	20.433	51.294	84.77	1.906	10:26:17.014	
6 -	29.562	20.230	49.792	87.33	0.404	10:27:06.806	
7 -	30.541	22.074	52.615	82.64	3.227	10:27:59.421	
8 -	31.092	21.293	52.385	83.01	2.997	10:28:51.806	
9 -	31.025	20.535	51.560	84.34	2.172	10:29:43.366	
10 -	29.545	20.169	49.714	87.47	0.326	10:30:33.080	
11 -	<b>29.379</b>	21.061	50.440	86.21	1.052	10:31:23.520	
12 -	29.770	20.019	49.789	87.34	0.401	10:32:13.309	
13 -	29.667	20.028	49.695 (2)	87.50	0.307	10:33:03.004	
<b>14 -</b>	29.407	<b>19.981</b>	<b>49.388 (1)</b>	<b>88.04</b>		<b>10:33:52.392</b>	

<b>P2 80</b>		<b>Morgan CREASEY</b>		Yamaha R6 - Warics Ltd			
IDEAL LAP TIME : 49.365		BEST LAP TIME : 49.435		DIFFERENCE : 0.070			
LAP	SECTOR 1	SECTOR 2	LAP TIME	MPH	DIFF	TIME OF DAY	
1 -	32.946	20.959	53.905	80.67	4.470	10:23:06.596	
2 -	30.538	20.063	50.601	85.93	1.166	10:23:57.197	
3 -	29.973	<b>19.842</b>	49.815	87.29	0.380	10:24:47.012	
4 -	29.927	20.194	50.121	86.76	0.686	10:25:37.133	
5 -	29.873	19.868	49.741	87.42	0.306	10:26:26.874	
6 -	29.934	20.052	49.986	86.99	0.551	10:27:16.860	
7 -	29.827	19.904	49.731	87.44	0.296	10:28:06.591	
8 -	29.694	19.872	49.566 (2)	87.73	0.131	10:28:56.157	
9 -	41.065	22.203	1:03.268	68.73	13.833	10:29:59.425	
<b>10 -</b>	<b>29.523</b>	19.912	<b>49.435 (1)</b>	<b>87.96</b>		<b>10:30:48.860</b>	
11 -	29.713	19.873	49.586 (3)	87.69	0.151	10:31:38.446	

<b>P3 661 EVO</b>		<b>Cameron HARRIS</b>		Triumph 675R - Harris / Tony Scott Motorsport			
IDEAL LAP TIME : 49.490		BEST LAP TIME : 49.490		DIFFERENCE : 0.000			
LAP	SECTOR 1	SECTOR 2	LAP TIME	MPH	DIFF	TIME OF DAY	
1 -	32.193	21.000	53.193	81.75	3.703	10:22:55.429	
2 -	30.499	20.184	50.683	85.80	1.193	10:23:46.112	
3 -	29.970	19.907	49.877	87.18	0.387	10:24:35.989	
4 -	29.894	19.923	49.817 (3)	87.29	0.327	10:25:25.806	
5 -	30.498	19.960	50.458	86.18	0.968	10:26:16.264	
6 -	29.801	20.190	49.991	86.98	0.501	10:27:06.255	
7 -	31.380	21.980	53.360	81.49	3.870	10:27:59.615	
8 -	31.136	21.183	52.319	83.11	2.829	10:28:51.934	
9 -	32.531	20.622	53.153	81.81	3.663	10:29:45.087	
<b>10 -</b>	<b>29.651</b>	<b>19.839</b>	<b>49.490 (1)</b>	<b>87.86</b>		<b>10:30:34.577</b>	
11 -	29.781	20.108	49.889	87.16	0.399	10:31:24.466	
12 -	29.765	<b>19.839</b>	49.604 (2)	87.66	0.114	10:32:14.070	
13 -	31.172	20.710	51.882	83.81	2.392	10:33:05.952	

# BMCRC - MRO Championships 2023 - Rnd 8 @ Brands Hatch Indy

## DART Motorsport MRO 600 inc Clubman 600 & GP2/EVO

### QUALIFYING - SECTOR ANALYSIS



SECTOR 1 = FL to I1, SECTOR 2 = I1 to FL, DIFF = Difference To Personal Best Lap, P = Crossed Finish Line in Pit Lane, D = Time Disallowed

<b>P4</b>		<b>212</b>		<b>Matt PALLETT</b>		Kawasaki ZX636 - BDA Chartered Architects	
IDEAL LAP TIME : 49.406		BEST LAP TIME : 49.613		DIFFERENCE : 0.207			
LAP	SECTOR 1	SECTOR 2	LAP TIME	MPH	DIFF	TIME OF DAY	
1 -	32.763	22.618	55.381	78.52	5.768	10:22:57.962	
2 -	31.746	20.235	51.981	83.65	2.368	10:23:49.943	
3 -	30.050	20.319	50.369	86.33	0.756	10:24:40.312	
4 -	30.456	20.265	50.721	85.73	1.108	10:25:31.033	
5 -	30.283	20.428	50.711	85.75	1.098	10:26:21.744	
6 -	30.184	20.004	50.188	86.64	0.575	10:27:11.932	
7 -	29.634	20.409	50.043	86.89	0.430	10:28:01.975	
8 -	30.003	20.074	50.077	86.83	0.464	10:28:52.052	
9 -	30.972	20.421	51.393	84.61	1.780	10:29:43.445	
10 -	29.809	19.942	49.751 (2)	87.40	0.138	10:30:33.196	
11 -	<b>29.499</b>	20.895	50.394	86.29	0.781	10:31:23.590	
12 -	29.892	<b>19.907</b>	49.799 (3)	87.32	0.186	10:32:13.389	
13 -	30.645	20.065	50.710	85.75	1.097	10:33:04.099	
<b>14 -</b>	29.644	19.969	<b>49.613 (1)</b>	<b>87.65</b>		<b>10:33:53.712</b>	

<b>P5</b>		<b>134</b>		<b>Donald GILBERT</b>		Kawasaki ZX6R - S and N tyres	
IDEAL LAP TIME :		BEST LAP TIME : 49.819		DIFFERENCE :			
LAP	SECTOR 1	SECTOR 2	LAP TIME	MPH	DIFF	TIME OF DAY	
1 -			53.097	81.89	3.278	10:22:55.517	
2 -			51.033	85.21	1.214	10:23:46.550	
3 -			50.514	86.08	0.695	10:24:37.064	
4 -			50.099 (3)	86.79	0.280	10:25:27.164	
5 -			50.167	86.68	0.348	10:26:17.331	
6 -			49.910 (2)	87.12	0.091	10:27:07.241	
7 -			51.197	84.93	1.378	10:27:58.438	
8 -			50.282	86.48	0.463	10:28:48.720	
<b>9 -</b>			<b>49.819 (1)</b>	<b>87.28</b>		<b>10:29:38.539</b>	
10 -			50.516	86.08	0.697	10:30:29.055	
11 -			51.591	84.28	1.772	10:31:20.646	
12 -			51.563	84.33	1.744	10:32:12.209	
13 -			53.143	81.82	3.324	10:33:05.353	
14 -			50.413	86.25	0.594	10:33:55.766	

<b>P6</b>		<b>961</b>		<b>Jack SIM</b>		Kawasaki ZX6 R - Vanguard Motorsport, Platform Lift Engineers	
IDEAL LAP TIME : 49.632		BEST LAP TIME : 49.826		DIFFERENCE : 0.194			
LAP	SECTOR 1	SECTOR 2	LAP TIME	MPH	DIFF	TIME OF DAY	
1 -	33.150	21.090	54.240	80.17	4.414	10:22:55.421	
2 -	30.777	20.293	51.070	85.14	1.244	10:23:46.491	
3 -	30.565	19.947	50.512	86.09	0.686	10:24:37.003	
4 -	30.104	19.823	49.927 (2)	87.09	0.101	10:25:26.930	
5 -	30.235	20.005	50.240	86.55	0.414	10:26:17.170	
<b>6 -</b>	30.064	<b>19.762</b>	<b>49.826 (1)</b>	<b>87.27</b>		<b>10:27:06.996</b>	
7 -	30.401	20.171	50.572	85.98	0.746	10:27:57.568	
8 -	30.211	20.064	50.275	86.49	0.449	10:28:47.843	
9 -	30.179	20.016	50.195	86.63	0.369	10:29:38.038	
10 -	30.479	IN PIT	1:34.104 P	46.21	44.278	10:31:12.142	
11 -	OUTLAP	20.539	56.638	76.77	6.812	10:32:08.780	
12 -	30.300	19.871	50.171	86.67	0.345	10:32:58.951	
13 -	<b>29.870</b>	20.061	49.931 (3)	87.09	0.105	10:33:48.882	

# BMCRC - MRO Championships 2023 - Rnd 8 @ Brands Hatch Indy

## DART Motorsport MRO 600 inc Clubman 600 & GP2/EVO

### QUALIFYING - SECTOR ANALYSIS



SECTOR 1 = FL to I1, SECTOR 2 = I1 to FL, DIFF = Difference To Personal Best Lap, P = Crossed Finish Line in Pit Lane, D = Time Disallowed

<b>P7 38 C</b>		<b>Robbie PARK</b>		Triumph 675 R - Mom			
IDEAL LAP TIME : 49.862		BEST LAP TIME : 49.936		DIFFERENCE : 0.074			
LAP	SECTOR 1	SECTOR 2	LAP TIME	MPH	DIFF	TIME OF DAY	
1 -	32.773	21.444	54.217	80.20	4.281	10:23:16.411	
2 -	31.545	20.672	52.217	83.27	2.281	10:24:08.628	
3 -	31.133	20.369	51.502	84.43	1.566	10:25:00.130	
4 -	30.707	20.316	51.023	85.22	1.087	10:25:51.153	
5 -	30.658	20.230	50.888	85.45	0.952	10:26:42.041	
6 -	30.503	20.408	50.911	85.41	0.975	10:27:32.952	
7 -	30.375	20.152	50.527	86.06	0.591	10:28:23.479	
8 -	30.556	20.327	50.883	85.46	0.947	10:29:14.362	
9 -	30.309	20.153	50.462 (3)	86.17	0.526	10:30:04.824	
10 -	30.396	20.452	50.848	85.52	0.912	10:30:55.672	
11 -	30.328	21.329	51.657	84.18	1.721	10:31:47.329	
12 -	31.982	20.807	52.789	82.37	2.853	10:32:40.118	
<b>13 -</b>	<b>30.021</b>	<b>19.915</b>	<b>49.936 (1)</b>	<b>87.08</b>		<b>10:33:30.054</b>	
14 -	<b>29.947</b>	20.023	49.970 (2)	87.02	0.034	10:34:20.024	

<b>P8 40 C</b>		<b>Henry ROSS</b>		Yamaha R6 -			
IDEAL LAP TIME : 49.979		BEST LAP TIME : 49.979		DIFFERENCE : 0.000			
LAP	SECTOR 1	SECTOR 2	LAP TIME	MPH	DIFF	TIME OF DAY	
1 -	32.493	21.866	54.359	79.99	4.380	10:23:16.201	
2 -	31.168	21.343	52.511	82.81	2.532	10:24:08.712	
3 -	32.340	21.151	53.491	81.29	3.512	10:25:02.203	
4 -	31.139	20.610	51.749	84.03	1.770	10:25:53.952	
5 -	31.055	20.173	51.228	84.88	1.249	10:26:45.180	
6 -	30.973	20.721	51.694	84.12	1.715	10:27:36.874	
7 -	30.878	20.621	51.499	84.44	1.520	10:28:28.373	
8 -	30.663	20.316	50.979	85.30	1.000	10:29:19.352	
9 -	30.554	20.362	50.916	85.40	0.937	10:30:10.268	
10 -	30.407	20.618	51.025	85.22	1.046	10:31:01.293	
11 -	30.171	19.933	50.104 (2)	86.79	0.125	10:31:51.397	
12 -	30.369	20.135	50.504 (3)	86.10	0.525	10:32:41.901	
<b>13 -</b>	<b>30.058</b>	<b>19.921</b>	<b>49.979 (1)</b>	<b>87.00</b>		<b>10:33:31.880</b>	
14 -	30.641	20.578	51.219	84.90	1.240	10:34:23.099	

<b>P9 51</b>		<b>Ross CLARKE</b>		Kawasaki ZX600RR - RC Farriery Racing			
IDEAL LAP TIME : 49.843		BEST LAP TIME : 50.016		DIFFERENCE : 0.173			
LAP	SECTOR 1	SECTOR 2	LAP TIME	MPH	DIFF	TIME OF DAY	
1 -	31.843	20.830	52.673	82.55	2.657	10:22:53.908	
2 -	30.728	20.284	51.012	85.24	0.996	10:23:44.920	
3 -	30.278	20.140	50.418	86.25	0.402	10:24:35.338	
4 -	29.915	20.127	50.042 (3)	86.89	0.026	10:25:25.380	
5 -	30.602	20.165	50.767	85.65	0.751	10:26:16.147	
6 -	<b>29.818</b>	20.221	50.039 (2)	86.90	0.023	10:27:06.186	
7 -	30.424	20.646	51.070	85.14	1.054	10:27:57.256	
8 -	30.271	20.175	50.446	86.20	0.430	10:28:47.702	
9 -	30.026	20.157	50.183	86.65	0.167	10:29:37.885	
10 -	30.398	20.608	51.006	85.25	0.990	10:30:28.891	
11 -	30.045	20.093	50.138	86.73	0.122	10:31:19.029	
12 -	30.541	20.110	50.651	85.85	0.635	10:32:09.680	
<b>13 -</b>	<b>29.991</b>	<b>20.025</b>	<b>50.016 (1)</b>	<b>86.94</b>		<b>10:32:59.696</b>	
14 -	30.589	20.900	51.489	84.45	1.473	10:33:51.185	

# BMCRC - MRO Championships 2023 - Rnd 8 @ Brands Hatch Indy

## DART Motorsport MRO 600 inc Clubman 600 & GP2/EVO

### QUALIFYING - SECTOR ANALYSIS



SECTOR 1 = FL to I1, SECTOR 2 = I1 to FL, DIFF = Difference To Personal Best Lap, P = Crossed Finish Line in Pit Lane, D = Time Disallowed

<b>P10 91 C</b>		<b>Sam HIRST</b>		Kawasaki 636 - Team Valley Racing			
IDEAL LAP TIME : 50.281		BEST LAP TIME : 50.296		DIFFERENCE : 0.015			
LAP	SECTOR 1	SECTOR 2	LAP TIME	MPH	DIFF	TIME OF DAY	
1 -	31.517	20.655	52.172	83.35	1.876	10:22:55.781	
2 -	31.073	20.188	51.261	84.83	0.965	10:23:47.042	
3 -	30.557	20.117	50.674	85.81	0.378	10:24:37.716	
4 -	30.722	20.476	51.198	84.93	0.902	10:25:28.914	
5 -	30.357	20.489	50.846	85.52	0.550	10:26:19.760	
6 -	30.362	20.692	51.054	85.17	0.758	10:27:10.814	
7 -	30.401	20.880	51.281	84.79	0.985	10:28:02.095	
8 -	31.438	IN PIT	1:29.165	<b>P</b> 48.77	38.869	10:29:31.260	
9 -	OUTLAP	20.983	54.220	80.20	3.924	10:30:25.480	
10 -	30.339	20.141	50.480	<b>(3)</b> 86.14	0.184	10:31:15.960	
<b>11 -</b>	<b>30.267</b>	20.029	<b>50.296</b>	<b>(1)</b> <b>86.46</b>		<b>10:32:06.256</b>	
12 -	31.161	20.964	52.125	83.42	1.829	10:32:58.381	
13 -	30.297	<b>20.014</b>	50.311	<b>(2)</b> 86.43	0.015	10:33:48.692	

<b>P11 14 C</b>		<b>Jack MUIR</b>		Kawasaki ZX636 -			
IDEAL LAP TIME : 50.463		BEST LAP TIME : 50.463		DIFFERENCE : 0.000			
LAP	SECTOR 1	SECTOR 2	LAP TIME	MPH	DIFF	TIME OF DAY	
1 -	32.832	21.441	54.273	80.12	3.810	10:23:16.275	
2 -	31.550	20.953	52.503	82.82	2.040	10:24:08.778	
3 -	32.257	20.792	53.049	81.97	2.586	10:25:01.827	
4 -	30.826	20.865	51.691	84.12	1.228	10:25:53.518	
5 -	31.053	20.538	51.591	84.28	1.128	10:26:45.109	
6 -	30.909	20.681	51.590	84.29	1.127	10:27:36.699	
7 -	30.902	20.435	51.337	84.70	0.874	10:28:28.036	
8 -	30.774	20.287	51.061	85.16	0.598	10:29:19.097	
9 -	30.725	20.323	51.048	85.18	0.585	10:30:10.145	
10 -	31.111	20.254	51.365	84.66	0.902	10:31:01.510	
11 -	30.475	20.215	50.690	<b>(2)</b> 85.78	0.227	10:31:52.200	
12 -	30.519	20.376	50.895	<b>(3)</b> 85.44	0.432	10:32:43.095	
<b>13 -</b>	<b>30.357</b>	<b>20.106</b>	<b>50.463</b>	<b>(1)</b> <b>86.17</b>		<b>10:33:33.558</b>	
14 -	30.938	20.521	51.459	84.50	0.996	10:34:25.017	

<b>P12 24 C</b>		<b>Callum MANLEY</b>		Honda CBR600 RR - Bec's Sweets			
IDEAL LAP TIME : 50.494		BEST LAP TIME : 50.494		DIFFERENCE : 0.000			
LAP	SECTOR 1	SECTOR 2	LAP TIME	MPH	DIFF	TIME OF DAY	
1 -	32.096	20.936	53.032	81.99	2.538	10:22:58.225	
2 -	30.910	20.591	51.501	84.43	1.007	10:23:49.726	
3 -	30.712	20.840	51.552	84.35	1.058	10:24:41.278	
4 -	30.711	20.363	51.074	<b>(3)</b> 85.14	0.580	10:25:32.352	
<b>5 -</b>	<b>30.291</b>	<b>20.203</b>	<b>50.494</b>	<b>(1)</b> <b>86.12</b>		<b>10:26:22.846</b>	
6 -	30.433	20.462	50.895	<b>(2)</b> 85.44	0.401	10:27:13.741	
7 -	30.745	20.345	51.090	85.11	0.596	10:28:04.831	

# BMCRC - MRO Championships 2023 - Rnd 8 @ Brands Hatch Indy

## DART Motorsport MRO 600 inc Clubman 600 & GP2/EVO

### QUALIFYING - SECTOR ANALYSIS



SECTOR 1 = FL to I1, SECTOR 2 = I1 to FL, DIFF = Difference To Personal Best Lap, P = Crossed Finish Line in Pit Lane, D = Time Disallowed

<b>P13 169</b>		<b>Gareth CUNNINGHAM</b>		Yamaha R6 - Burnham cars ltd			
IDEAL LAP TIME : 50.393		BEST LAP TIME : 50.562		DIFFERENCE : 0.169			
LAP	SECTOR 1	SECTOR 2	LAP TIME	MPH	DIFF	TIME OF DAY	
1 -	31.742	21.099	52.841	82.29	2.279	10:22:57.527	
2 -	30.684	20.569	51.253	84.84	0.691	10:23:48.780	
3 -	30.839	20.621	51.460	84.50	0.898	10:24:40.240	
4 -	30.346	<b>20.247</b>	50.593 (2)	85.95	0.031	10:25:30.833	
5 -	30.349	20.398	50.747 (3)	85.69	0.185	10:26:21.580	
6 -	30.925	20.405	51.330	84.71	0.768	10:27:12.910	
7 -	30.265	20.554	50.819	85.57	0.257	10:28:03.729	
8 -	30.350	21.094	51.444	84.53	0.882	10:28:55.173	
9 -	31.390	20.438	51.828	83.90	1.266	10:29:47.001	
10 -	30.510	20.441	50.951	85.34	0.389	10:30:37.952	
<b>11 -</b>	<b>30.146</b>	20.416	<b>50.562 (1)</b>	<b>86.00</b>		<b>10:31:28.514</b>	
12 -	30.797	20.553	51.350	84.68	0.788	10:32:19.864	
13 -	30.368	20.599	50.967	85.32	0.405	10:33:10.831	

<b>P14 35</b>		<b>Kai DICKINSON</b>		Kawasaki ZX636 -			
IDEAL LAP TIME : 50.604		BEST LAP TIME : 50.718		DIFFERENCE : 0.114			
LAP	SECTOR 1	SECTOR 2	LAP TIME	MPH	DIFF	TIME OF DAY	
1 -	35.615	23.078	58.693	74.09	7.975	10:23:08.762	
2 -	32.630	21.984	54.614	79.62	3.896	10:24:03.376	
3 -	31.637	21.127	52.764	82.41	2.046	10:24:56.140	
4 -	30.926	20.888	51.814	83.92	1.096	10:25:47.954	
5 -	30.939	21.017	51.956	83.69	1.238	10:26:39.910	
6 -	30.815	20.940	51.755	84.02	1.037	10:27:31.665	
7 -	30.576	20.819	51.395	84.61	0.677	10:28:23.060	
8 -	30.754	20.663	51.417	84.57	0.699	10:29:14.477	
9 -	31.565	21.563	53.128	81.85	2.410	10:30:07.605	
10 -	<b>30.118</b>	20.612	50.730 (2)	85.72	0.012	10:30:58.335	
11 -	30.395	21.029	51.424	84.56	0.706	10:31:49.759	
12 -	30.213	21.054	51.267	84.82	0.549	10:32:41.026	
<b>13 -</b>	30.232	<b>20.486</b>	<b>50.718 (1)</b>	<b>85.74</b>		<b>10:33:31.744</b>	
14 -	30.248	20.779	51.027 (3)	85.22	0.309	10:34:22.771	

<b>P15 120 C</b>		<b>James GOWER</b>		Yamaha R6 - TeamRubyRacing			
IDEAL LAP TIME : 51.121		BEST LAP TIME : 51.249		DIFFERENCE : 0.128			
LAP	SECTOR 1	SECTOR 2	LAP TIME	MPH	DIFF	TIME OF DAY	
1 -	33.492	21.451	54.943	79.14	3.694	10:23:07.393	
2 -	31.400	20.398	51.798	83.95	0.549	10:23:59.191	
3 -	31.073	20.495	51.568	84.32	0.319	10:24:50.759	
4 -	31.038	20.963	52.001	83.62	0.752	10:25:42.760	
5 -	31.165	20.400	51.565	84.33	0.316	10:26:34.325	
6 -	30.994	20.510	51.504	84.43	0.255	10:27:25.829	
7 -	31.204	20.480	51.684	84.13	0.435	10:28:17.513	
8 -	30.781	20.644	51.425	84.56	0.176	10:29:08.938	
9 -	31.257	20.692	51.949	83.70	0.700	10:30:00.887	
<b>10 -</b>	30.798	20.451	<b>51.249 (1)</b>	<b>84.85</b>		<b>10:30:52.136</b>	
11 -	31.221	20.542	51.763	84.00	0.514	10:31:43.899	
12 -	31.040	<b>20.377</b>	51.417 (3)	84.57	0.168	10:32:35.316	
13 -	31.237	21.027	52.264	83.20	1.015	10:33:27.580	
14 -	<b>30.744</b>	20.667	51.411 (2)	84.58	0.162	10:34:18.991	

# BMCRC - MRO Championships 2023 - Rnd 8 @ Brands Hatch Indy

## DART Motorsport MRO 600 inc Clubman 600 & GP2/EVO

### QUALIFYING - SECTOR ANALYSIS



SECTOR 1 = FL to I1, SECTOR 2 = I1 to FL, DIFF = Difference To Personal Best Lap, P = Crossed Finish Line in Pit Lane, D = Time Disallowed

<b>P16 543 C</b>		<b>Stefan ELLIS</b>		Yamaha R6 - Bespoke Bathing Company			
IDEAL LAP TIME : 51.100		BEST LAP TIME : 51.358		DIFFERENCE : 0.258			
LAP	SECTOR 1	SECTOR 2	LAP TIME	MPH	DIFF	TIME OF DAY	
1 -	33.870	21.834	55.704	78.06	4.346	10:23:14.861	
2 -	32.027	21.408	53.435	81.38	2.077	10:24:08.296	
3 -	32.627	21.026	53.653	81.05	2.295	10:25:01.949	
4 -	31.741	20.639	52.380	83.02	1.022	10:25:54.329	
5 -	32.117	21.333	53.450	81.35	2.092	10:26:47.779	
6 -	31.973	21.234	53.207	81.72	1.849	10:27:40.986	
7 -	31.534	20.783	52.317	83.12	0.959	10:28:33.303	
8 -	31.167	<b>20.353</b>	51.520 <b>(3)</b>	84.40	0.162	10:29:24.823	
9 -	31.259	20.924	52.183	83.33	0.825	10:30:17.006	
10 -	31.029	20.503	51.532	84.38	0.174	10:31:08.538	
<b>11 -</b>	<b>30.747</b>	20.611	<b>51.358 (1)</b>	<b>84.67</b>		<b>10:31:59.896</b>	
12 -	30.975	20.463	51.438 <b>(2)</b>	84.54	0.080	10:32:51.334	
13 -	30.929	20.678	51.607	84.26	0.249	10:33:42.941	

<b>P17 124 C</b>		<b>Mark STRUTT</b>		Yamaha R6 - MPS Developments LTD			
IDEAL LAP TIME : 51.610		BEST LAP TIME : 51.610		DIFFERENCE : 0.000			
LAP	SECTOR 1	SECTOR 2	LAP TIME	MPH	DIFF	TIME OF DAY	
1 -	35.117	23.155	58.272	74.62	6.662	10:23:09.716	
2 -	32.125	21.599	53.724	80.94	2.114	10:24:03.440	
3 -	32.066	20.704	52.770	82.40	1.160	10:24:56.210	
4 -	31.895	20.656	52.551	82.75	0.941	10:25:48.761	
5 -	31.407	20.635	52.042	83.55	0.432	10:26:40.803	
6 -	31.294	20.658	51.952 <b>(2)</b>	83.70	0.342	10:27:32.755	
7 -	31.400	20.722	52.122	83.43	0.512	10:28:24.877	
8 -	31.953	20.834	52.787	82.38	1.177	10:29:17.664	
9 -	31.219	20.758	51.977	83.66	0.367	10:30:09.641	
<b>10 -</b>	<b>30.981</b>	<b>20.629</b>	<b>51.610 (1)</b>	<b>84.25</b>		<b>10:31:01.251</b>	
11 -	32.023	20.835	52.858	82.26	1.248	10:31:54.109	
12 -	31.326	20.957	52.283	83.17	0.673	10:32:46.392	
13 -	31.319	20.643	51.962 <b>(3)</b>	83.68	0.352	10:33:38.354	

<b>P18 28 C</b>		<b>Tom WALKER</b>		Honda CBR600RR - TRW Racing			
IDEAL LAP TIME : 51.614		BEST LAP TIME : 51.714		DIFFERENCE : 0.100			
LAP	SECTOR 1	SECTOR 2	LAP TIME	MPH	DIFF	TIME OF DAY	
1 -	33.570	22.166	55.736	78.02	4.022	10:23:08.861	
2 -	31.740	21.020	52.760	82.42	1.046	10:24:01.621	
3 -	31.168	20.639	51.807	83.93	0.093	10:24:53.428	
<b>4 -</b>	<b>31.051</b>	<b>20.663</b>	<b>51.714 (1)</b>	<b>84.08</b>		<b>10:25:45.142</b>	
5 -	31.350	20.688	52.038	83.56	0.324	10:26:37.180	
6 -	31.417	20.749	52.166	83.36	0.452	10:27:29.346	
7 -	31.125	21.480	52.605	82.66	0.891	10:28:21.951	
8 -	31.228	20.682	51.910	83.77	0.196	10:29:13.861	
9 -	31.177	<b>20.583</b>	51.760 <b>(3)</b>	84.01	0.046	10:30:05.621	
10 -	<b>31.031</b>	20.690	51.721 <b>(2)</b>	84.07	0.007	10:30:57.342	

# BMCRC - MRO Championships 2023 - Rnd 8 @ Brands Hatch Indy

## DART Motorsport MRO 600 inc Clubman 600 & GP2/EVO

### QUALIFYING - SECTOR ANALYSIS



SECTOR 1 = FL to I1, SECTOR 2 = I1 to FL, DIFF = Difference To Personal Best Lap, P = Crossed Finish Line in Pit Lane, D = Time Disallowed

<b>P19 97 C Edward ANSELL</b>		<b>- E a Ansell contractors</b>				
IDEAL LAP TIME : 51.755		BEST LAP TIME : 51.755		DIFFERENCE : 0.000		
LAP	SECTOR 1	SECTOR 2	LAP TIME	MPH	DIFF	TIME OF DAY
1 -	33.296	21.140	54.436	79.88	2.681	10:22:59.077
2 -	32.023	21.170	53.193	81.75	1.438	10:23:52.270
3 -	31.947	20.801	52.748	82.44	0.993	10:24:45.018
4 -	32.008	20.896	52.904	82.19	1.149	10:25:37.922
5 -	31.546	20.884	52.430	82.94	0.675	10:26:30.352
6 -	31.709	20.770	52.479	82.86	0.724	10:27:22.831
7 -	32.024	20.973	52.997	82.05	1.242	10:28:15.828
8 -	31.431	20.786	52.217 (2)	83.27	0.462	10:29:08.045
9 -	31.610	20.760	52.370	83.03	0.615	10:30:00.415
10 -	31.587	20.775	52.362 (3)	83.04	0.607	10:30:52.777
<b>11 -</b>	<b>31.081</b>	<b>20.674</b>	<b>51.755 (1)</b>	<b>84.02</b>		<b>10:31:44.532</b>
12 -	31.703	20.854	52.557	82.74	0.802	10:32:37.089
13 -	31.414	21.038	52.452	82.90	0.697	10:33:29.541
14 -	32.389	23.426	55.815	77.91	4.060	10:34:25.356

<b>P20 22 C Toby TRUNDLE</b>		<b>Yamaha R6 - Harris Motorcycles / A. Harland Race Services</b>				
IDEAL LAP TIME : 52.171		BEST LAP TIME : 52.171		DIFFERENCE : 0.000		
LAP	SECTOR 1	SECTOR 2	LAP TIME	MPH	DIFF	TIME OF DAY
1 -	34.179	21.740	55.919	77.76	3.748	10:23:19.864
2 -	33.975	21.337	55.312	78.61	3.141	10:24:15.176
3 -	32.806	21.226	54.032	80.48	1.861	10:25:09.208
4 -	32.446	20.900	53.346	81.51	1.175	10:26:02.554
5 -	32.272	21.141	53.413	81.41	1.242	10:26:55.967
6 -	32.551	21.099	53.650	81.05	1.479	10:27:49.617
7 -	32.107	20.743	52.850 (2)	82.28	0.679	10:28:42.467
8 -	32.361	21.020	53.381	81.46	1.210	10:29:35.848
9 -	32.015	21.104	53.119 (3)	81.86	0.948	10:30:28.967
10 -	32.331	21.110	53.441	81.37	1.270	10:31:22.408
11 -	33.590	21.044	54.634	79.59	2.463	10:32:17.042
<b>12 -</b>	<b>31.468</b>	<b>20.703</b>	<b>52.171 (1)</b>	<b>83.35</b>		<b>10:33:09.213</b>

<b>P21 44 James DUTTON</b>		<b>Kawasaki ZX6R - AMR Motorcycles</b>				
IDEAL LAP TIME : 52.114		BEST LAP TIME : 52.241		DIFFERENCE : 0.127		
LAP	SECTOR 1	SECTOR 2	LAP TIME	MPH	DIFF	TIME OF DAY
1 -	35.793	23.160	58.953	73.76	6.712	10:23:10.054
2 -	33.726	21.802	55.528	78.31	3.287	10:24:05.582
3 -	32.457	21.685	54.142	80.31	1.901	10:24:59.724
4 -	32.452	21.428	53.880	80.70	1.639	10:25:53.604
5 -	32.487	21.223	53.710	80.96	1.469	10:26:47.314
6 -	32.372	21.114	53.486	81.30	1.245	10:27:40.800
7 -	32.011	21.055	53.066	81.94	0.825	10:28:33.866
8 -	31.647	21.001	52.648	82.59	0.407	10:29:26.514
9 -	31.719	20.877	52.596	82.67	0.355	10:30:19.110
<b>10 -</b>	<b>31.362</b>	<b>20.879</b>	<b>52.241 (1)</b>	<b>83.24</b>		<b>10:31:11.351</b>
11 -	31.375	21.016	52.391	83.00	0.150	10:32:03.742
12 -	<b>31.351</b>	20.948	52.299 (3)	83.14	0.058	10:32:56.041
13 -	31.533	<b>20.763</b>	52.296 (2)	83.15	0.055	10:33:48.337

# BMCRC - MRO Championships 2023 - Rnd 8 @ Brands Hatch Indy

## DART Motorsport MRO 600 inc Clubman 600 & GP2/EVO

### QUALIFYING - SECTOR ANALYSIS



SECTOR 1 = FL to I1, SECTOR 2 = I1 to FL, DIFF = Difference To Personal Best Lap, P = Crossed Finish Line in Pit Lane, D = Time Disallowed

<b>P22 18 C</b>		<b>Steven ASHLEY-PARRY</b>		Yamaha R6 - Symonds auto salvage		
IDEAL LAP TIME : 52.075		BEST LAP TIME : 52.247		DIFFERENCE : 0.172		
LAP	SECTOR 1	SECTOR 2	LAP TIME	MPH	DIFF	TIME OF DAY
1 -	33.485	22.635	56.120	77.48	3.873	10:23:10.143
2 -	34.043	21.539	55.582	78.23	3.335	10:24:05.725
3 -	32.606	21.530	54.136	80.32	1.889	10:24:59.861
4 -	32.575	21.450	54.025	80.49	1.778	10:25:53.886
5 -	32.520	21.036	53.556	81.19	1.309	10:26:47.442
<b>6 -</b>	<b>31.596</b>	<b>20.651</b>	<b>52.247 (1)</b>	<b>83.23</b>		<b>10:27:39.689</b>
7 -	<b>31.461</b>	20.831	52.292 (2)	83.16	0.045	10:28:31.981
8 -	31.863	20.669	52.532	82.78	0.285	10:29:24.513
9 -	32.029	20.755	52.784	82.38	0.537	10:30:17.297
10 -	31.939	20.703	52.642	82.60	0.395	10:31:09.939
11 -	31.799	<b>20.614</b>	52.413 (3)	82.96	0.166	10:32:02.352
12 -	31.924	20.649	52.573	82.71	0.326	10:32:54.925
13 -	32.160	20.805	52.965	82.10	0.718	10:33:47.890

<b>P23 122 C</b>		<b>Matt GATHERCOLE</b>		Kawasaki ZX6R -		
IDEAL LAP TIME : 52.512		BEST LAP TIME : 52.543		DIFFERENCE : 0.031		
LAP	SECTOR 1	SECTOR 2	LAP TIME	MPH	DIFF	TIME OF DAY
1 -	34.418	22.223	56.641	76.77	4.098	10:23:25.132
2 -	33.365	21.870	55.235	78.72	2.692	10:24:20.367
3 -	33.081	21.461	54.542	79.72	1.999	10:25:14.909
4 -	32.313	21.190	53.503	81.27	0.960	10:26:08.412
5 -	33.082	21.671	54.753	79.42	2.210	10:27:03.165
6 -	32.329	21.994	54.323	80.05	1.780	10:27:57.488
7 -	32.805	21.119	53.924	80.64	1.381	10:28:51.412
8 -	32.868	20.976	53.844	80.76	1.301	10:29:45.256
9 -	31.701	<b>20.855</b>	52.556 (2)	82.74	0.013	10:30:37.812
10 -	31.676	20.988	52.664 (3)	82.57	0.121	10:31:30.476
<b>11 -</b>	<b>31.657</b>	20.886	<b>52.543 (1)</b>	<b>82.76</b>		<b>10:32:23.019</b>
12 -	31.713	20.957	52.670	82.56	0.127	10:33:15.689

<b>P24 32 C</b>		<b>James ROBINSON</b>		Yamaha R6 - claire palastanga ceramics		
IDEAL LAP TIME : 52.936		BEST LAP TIME : 52.936		DIFFERENCE : 0.000		
LAP	SECTOR 1	SECTOR 2	LAP TIME	MPH	DIFF	TIME OF DAY
1 -	35.665	22.855	58.520	74.30	5.584	10:23:14.274
2 -	32.713	21.708	54.421	79.90	1.485	10:24:08.695
3 -	33.571	22.007	55.578	78.24	2.642	10:25:04.273
4 -	32.255	21.946	54.201	80.23	1.265	10:25:58.474
5 -	31.997	21.519	53.516	81.25	0.580	10:26:51.990
6 -	31.930	21.517	53.447	81.36	0.511	10:27:45.437
7 -	31.851	21.561	53.412	81.41	0.476	10:28:38.849
8 -	32.062	21.637	53.699	80.98	0.763	10:29:32.548
9 -	31.762	21.590	53.352 (3)	81.50	0.416	10:30:25.900
<b>10 -</b>	<b>31.673</b>	<b>21.263</b>	<b>52.936 (1)</b>	<b>82.14</b>		<b>10:31:18.836</b>
11 -	31.682	21.647	53.329 (2)	81.54	0.393	10:32:12.165
12 -	31.920	21.460	53.380	81.46	0.444	10:33:05.545
13 -	31.973	21.509	53.482	81.30	0.546	10:33:59.027



# BMCRC - MRO Championships 2023 - Rnd 8 @ Brands Hatch Indy

## DART Motorsport MRO 600 inc Clubman 600 & GP2/EVO

### QUALIFYING - SECTOR ANALYSIS



SECTOR 1 = FL to I1, SECTOR 2 = I1 to FL, DIFF = Difference To Personal Best Lap, P = Crossed Finish Line in Pit Lane, D = Time Disallowed

P25 8 EVO James SEATH			Triumph DAYTONA 675R - Ovenden Earthmoving			
IDEAL LAP TIME : 53.341		BEST LAP TIME : 53.341		DIFFERENCE : 0.000		
LAP	SECTOR 1	SECTOR 2	LAP TIME	MPH	DIFF	TIME OF DAY
1 -	36.583	23.908	1:00.491	71.88	7.150	10:23:17.928
2 -	36.471	22.685	59.156	73.51	5.815	10:24:17.084
3 -	33.397	21.997	55.394	78.50	2.053	10:25:12.478
4 -	32.985	21.993	54.978	79.09	1.637	10:26:07.456
5 -	32.422	21.559	53.981 (3)	80.55	0.640	10:27:01.437
6 -	33.733	IN PIT	1:46.103 P	40.98	52.762	10:28:47.540
7 -	OUTLAP	21.942	1:01.327	70.90	7.986	10:29:48.867
8 -	32.383	21.579	53.962 (2)	80.58	0.621	10:30:42.829
9 -	32.549	IN PIT	1:25.132 P	51.08	31.791	10:32:07.961
10 -	OUTLAP	21.789	1:00.570	71.79	7.229	10:33:08.531
11 -	<b>32.026</b>	<b>21.315</b>	<b>53.341 (1)</b>	<b>81.52</b>		<b>10:34:01.872</b>

P26 525 Andrew SEDDON			Suzuki GSXR 600 - Marsh & Chalfont			
IDEAL LAP TIME : 55.268		BEST LAP TIME : 55.731		DIFFERENCE : 0.463		
LAP	SECTOR 1	SECTOR 2	LAP TIME	MPH	DIFF	TIME OF DAY
1 -	37.454	23.716	1:01.170	71.09	5.439	10:23:16.826
2 -	34.325	22.804	57.129	76.11	1.398	10:24:13.955
3 -	34.171	22.527	56.698	76.69	0.967	10:25:10.653
4 -	34.428	22.144	56.572	76.86	0.841	10:26:07.225
5 -	34.034	<b>21.842</b>	55.876 (2)	77.82	0.145	10:27:03.101
6 -	33.894	22.653	56.547	76.90	0.816	10:27:59.648
7 -	<b>33.426</b>	22.305	<b>55.731 (1)</b>	<b>78.02</b>		<b>10:28:55.379</b>
8 -	34.124	22.302	56.426 (3)	77.06	0.695	10:29:51.805

P27 13 C Blake DIDWELL			Kawasaki ZX6R - Black Widow Exhausts   Double Blitz			
IDEAL LAP TIME : 56.627		BEST LAP TIME : 56.824		DIFFERENCE : 0.197		
LAP	SECTOR 1	SECTOR 2	LAP TIME	MPH	DIFF	TIME OF DAY
1 -	38.144	23.174	1:01.318	70.91	4.494	10:23:09.643
2 -	35.052	22.765	57.817	75.21	0.993	10:24:07.460
3 -	35.697	22.501	58.198	74.72	1.374	10:25:05.658
4 -	<b>34.365</b>	22.459	<b>56.824 (1)</b>	<b>76.52</b>		<b>10:26:02.482</b>
5 -	34.701	22.459	57.160 (3)	76.07	0.336	10:26:59.642
6 -	35.070	22.452	57.522	75.59	0.698	10:27:57.164
7 -	35.017	22.376	57.393	75.76	0.569	10:28:54.557
8 -	34.642	<b>22.262</b>	56.904 (2)	76.42	0.080	10:29:51.461
9 -	35.045	22.862	57.907	75.09	1.083	10:30:49.368

P28 5 Edgar MACHADO			Yamaha R6 -			
IDEAL LAP TIME : 59.884		BEST LAP TIME : 1:00.051		DIFFERENCE : 0.167		
LAP	SECTOR 1	SECTOR 2	LAP TIME	MPH	DIFF	TIME OF DAY
1 -	38.640	25.015	1:03.655	68.31	3.604	10:23:17.492
2 -	36.777	24.626	1:01.403	70.82	1.352	10:24:18.895
3 -	36.913	24.391	1:01.304	70.93	1.253	10:25:20.199
4 -	36.734	24.084	1:00.818 (3)	71.50	0.767	10:26:21.017
5 -	36.895	24.256	1:01.151	71.11	1.100	10:27:22.168
6 -	36.686	24.183	1:00.869	71.44	0.818	10:28:23.037
7 -	36.952	24.592	1:01.544	70.65	1.493	10:29:24.581
8 -	36.633	<b>23.864</b>	1:00.497 (2)	71.88	0.446	10:30:25.078
9 -	<b>36.020</b>	24.031	<b>1:00.051 (1)</b>	<b>72.41</b>		<b>10:31:25.129</b>
10 -	37.819	24.863	1:02.682	69.37	2.631	10:32:27.811
11 -	36.863	24.685	1:01.548	70.65	1.497	10:33:29.359
12 -	36.840	24.390	1:01.230	71.02	1.179	10:34:30.589

# BMCRC - MRO Championships 2023 - Rnd 8 @ Brands Hatch Indy

## DART Motorsport MRO 600 inc Clubman 600 & GP2/EVO

### QUALIFYING - BEST SECTORS

SECTOR 1			SECTOR 2			IDEAL / BEST COMPARISON						
POS	NO	NAME	TIME	NO	NAME	TIME	POS	NO	NAME	IDEAL	BEST	DIFF
									<b>PERFECT LAP</b>	<b>49.141</b>		
1	36	FOWLE	29.379	961	SIM	19.762	1	36	FOWLE	49.360	49.388	0.028
2	212	PALLET	29.499	661	HARRIS	19.839	2	80	CREASEY	49.365	49.435	0.070
3	80	CREASEY	29.523	80	CREASEY	19.842	3	212	PALLET	49.406	49.613	0.207
4	661	HARRIS	29.651	212	PALLET	19.907	4	661	HARRIS	49.490	49.490	0.000
5	51	CLARKE	29.818	38	PARK	19.915	5	961	SIM	49.632	49.826	0.194
6	961	SIM	29.870	40	ROSS	19.921	6	51	CLARKE	49.843	50.016	0.173
7	38	PARK	29.947	36	FOWLE	19.981	7	38	PARK	49.862	49.936	0.074
8	40	ROSS	30.058	91	HIRST	20.014	8	40	ROSS	49.979	49.979	0.000
9	35	DICKINSON	30.118	51	CLARKE	20.025	9	91	HIRST	50.281	50.296	0.015
10	169	CUNNINGHAM	30.146	14	MUIR	20.106	10	169	CUNNINGHAM	50.393	50.562	0.169
11	91	HIRST	30.267	24	MANLEY	20.203	11	14	MUIR	50.463	50.463	0.000
12	24	MANLEY	30.291	169	CUNNINGHAM	20.247	12	24	MANLEY	50.494	50.494	0.000
13	14	MUIR	30.357	543	ELLIS	20.353	13	35	DICKINSON	50.604	50.718	0.114
14	120	GOWER	30.744	120	GOWER	20.377	14	543	ELLIS	51.100	51.358	0.258
15	543	ELLIS	30.747	35	DICKINSON	20.486	15	120	GOWER	51.121	51.249	0.128
16	124	STRUTT	30.981	28	WALKER	20.583	16	124	STRUTT	51.610	51.610	0.000
17	28	WALKER	31.031	18	ASHLEY-PARRY	20.614	17	28	WALKER	51.614	51.714	0.100
18	97	ANSELL	31.081	124	STRUTT	20.629	18	97	ANSELL	51.755	51.755	0.000
19	44	DUTTON	31.351	97	ANSELL	20.674	19	18	ASHLEY-PARRY	52.075	52.247	0.172
20	18	ASHLEY-PARRY	31.461	22	TRUNDLE	20.703	20	44	DUTTON	52.114	52.241	0.127
21	22	TRUNDLE	31.468	44	DUTTON	20.763	21	22	TRUNDLE	52.171	52.171	0.000
22	122	GATHERCOLE	31.657	122	GATHERCOLE	20.855	22	122	GATHERCOLE	52.512	52.543	0.031
23	32	ROBINSON	31.673	32	ROBINSON	21.263	23	32	ROBINSON	52.936	52.936	0.000
24	8	SEATH	32.026	8	SEATH	21.315	24	8	SEATH	53.341	53.341	0.000
25	525	SEDDON	33.426	525	SEDDON	21.842	25	525	SEDDON	55.268	55.731	0.463
26	13	DIDWELL	34.365	13	DIDWELL	22.262	26	13	DIDWELL	56.627	56.824	0.197
27	5	MACHADO	36.020	5	MACHADO	23.864	27	5	MACHADO	59.884	1:00.051	0.167
28							28	134	GILBERT		49.819	

# BMCRC - MRO Championships 2023 - Rnd 8 @ Brands Hatch Indy

## DART Motorsport MRO 600 inc Clubman 600 & GP2/EVO

### QUALIFYING - STATISTICS

<b>Competitors Started</b>	28
<b>Planned Start</b>	2023-09-30 @ 10:15:00.000
<b>Actual Start</b>	2023-09-30 @ 10:21:34.819
<b>Finish Time</b>	2023-09-30 @ 10:33:36.303
<b>Track Length</b>	1.2079mi.
<b>Total Laps</b>	349
<b>Total Distance Covered</b>	421.5730mi.

### Session Fastest Lap History

NO	CL	NAME	LAP TIME	TIME OF DAY	LAP	VEHICLE
51		Ross CLARKE	52.673	10:22:53.931	1	Kawasaki ZX600RR
91	C	Sam HIRST	52.172	10:22:55.802	1	Kawasaki 636
51		Ross CLARKE	51.012	10:23:44.942	2	Kawasaki ZX600RR
661	EVO	Cameron HARRIS	50.683	10:23:46.121	2	Triumph 675R
80		Morgan CREASEY	50.601	10:23:57.209	2	Yamaha R6
51		Ross CLARKE	50.418	10:24:35.361	3	Kawasaki ZX600RR
661	EVO	Cameron HARRIS	49.877	10:24:35.997	3	Triumph 675R
36		Harry FOWLE	49.841	10:24:36.007	3	Yamaha R6
80		Morgan CREASEY	49.815	10:24:47.022	3	Yamaha R6
36		Harry FOWLE	49.713	10:25:25.728	4	Yamaha R6
80		Morgan CREASEY	49.566	10:28:56.167	8	Yamaha R6
661	EVO	Cameron HARRIS	49.490	10:30:34.585	10	Triumph 675R
80		Morgan CREASEY	49.435	10:30:48.869	10	Yamaha R6
36		Harry FOWLE	49.388	10:33:52.400	14	Yamaha R6

### Flag History

TYPE	TIME OF DAY
GREEN	10:21:34.819
FINISH	10:33:36.303

### Flag Statistics

TYPE	COUNT	TOTAL LAPS	TOTAL TIME
Green	1	14	13:02.537
Red	0	0	0.000
Safety Car	0	0	0.000
FCY	0	0	0.000

# BMCRC - MRO Championships 2023 - Rnd 8 @ Brands Hatch Indy

## DART Motorsport MRO 600 inc Clubman 600 & GP2/EVO

### QUALIFYING - STATISTICS

CLASS :

11 Starters

#### Fastest Lap History

NO	NAME	LAP TIME	TIME OF DAY	LAP	VEHICLE
51	Ross CLARKE	52.673	10:22:53.931	1	Kawasaki ZX600RR
51	Ross CLARKE	51.012	10:23:44.942	2	Kawasaki ZX600RR
36	Harry FOWLE	50.897	10:23:46.166	2	Yamaha R6
80	Morgan CREASEY	50.601	10:23:57.209	2	Yamaha R6
51	Ross CLARKE	50.418	10:24:35.361	3	Kawasaki ZX600RR
36	Harry FOWLE	49.841	10:24:36.007	3	Yamaha R6
80	Morgan CREASEY	49.815	10:24:47.022	3	Yamaha R6
36	Harry FOWLE	49.713	10:25:25.728	4	Yamaha R6
80	Morgan CREASEY	49.566	10:28:56.167	8	Yamaha R6
80	Morgan CREASEY	49.435	10:30:48.869	10	Yamaha R6
36	Harry FOWLE	49.388	10:33:52.400	14	Yamaha R6

# BMCRC - MRO Championships 2023 - Rnd 8 @ Brands Hatch Indy

## DART Motorsport MRO 600 inc Clubman 600 & GP2/EVO

### QUALIFYING - STATISTICS

CLASS : C

15 Starters

#### Fastest Lap History

NO	NAME	LAP TIME	TIME OF DAY	LAP	VEHICLE
91	Sam HIRST	52.172	10:22:55.802	1	Kawasaki 636
91	Sam HIRST	51.261	10:23:47.063	2	Kawasaki 636
91	Sam HIRST	50.674	10:24:37.738	3	Kawasaki 636
24	Callum MANLEY	50.494	10:26:22.851	5	Honda CBR600 RR
38	Robbie PARK	50.462	10:30:04.832	9	Triumph 675 R
40	Henry ROSS	50.104	10:31:51.419	11	Yamaha R6
38	Robbie PARK	49.936	10:33:30.062	13	Triumph 675 R

# BMCRC - MRO Championships 2023 - Rnd 8 @ Brands Hatch Indy

## DART Motorsport MRO 600 inc Clubman 600 & GP2/EVO

### QUALIFYING - STATISTICS

CLASS : EVO

2 Starters

#### Fastest Lap History

NO	NAME	LAP TIME	TIME OF DAY	LAP	VEHICLE
661	Cameron HARRIS	53.193	10:22:55.429	1	Triumph 675R
661	Cameron HARRIS	50.683	10:23:46.121	2	Triumph 675R
661	Cameron HARRIS	49.877	10:24:35.997	3	Triumph 675R
661	Cameron HARRIS	49.817	10:25:25.814	4	Triumph 675R
661	Cameron HARRIS	49.490	10:30:34.585	10	Triumph 675R

DART Motorsport MRO 600 inc Clubman 600 & GP2/EVO

RACE 6 - GRID (9 Laps)

ROW 10	30	29	28	5 Edgar MACHADO	1:00.051				
ROW 9	27	13 Blake DIDWELL	56.824	26	525 Andrew SEDDON	55.731	25	8 James SEATH	53.341
ROW 8	24	32 James ROBINSON	52.936	23	122 Matt GATHERCOLE	52.543	22	18 Steven ASHLEY-PARRY	52.247
ROW 7	21	44 James DUTTON	52.241	20	22 Toby TRUNDLE	52.171	19	97 Edward ANSELL	51.755
ROW 6	18	28 Tom WALKER	51.714	17	124 Mark STRUTT	51.610	16	543 Stefan ELLIS	51.358
ROW 5	15	120 James GOWER	51.249	14	35 Kai DICKINSON	50.718	13	169 Gareth CUNNINGHAM	50.562
ROW 4	12	24 Callum MANLEY	50.494	11	14 Jack MUIR	50.463	10	91 Sam HIRST	50.296
ROW 3	9	51 Ross CLARKE	50.016	8	40 Henry ROSS	49.979	7	38 Robbie PARK	49.936
ROW 2	6	961 Jack SIM	49.826	5	134 Donald GILBERT	49.819	4	212 Matt PALLETT	49.613
ROW 1	3	661 Cameron HARRIS	49.490	2	80 Morgan CREASEY	49.435	1	36 Harry FOWLE	49.388
<b>Pole</b>									

Brands Hatch Indy: 1.2079 miles

These results are provisional until the conclusion of any judicial and technical matters.

Clerk Of Course :	Stewards :	Timekeeper : <i>Craig Smith</i>
-------------------	------------	------------------------------------

Results can be found at [www.tsl-timing.com](http://www.tsl-timing.com)

Printed - 10:38 Saturday, 30 September 2023



# BMCRC - MRO Championships 2023 - Rnd 8 @ Brands Hatch Indy



## DART Motorsport MRO 600 inc Clubman 600 & GP2/EVO

### RACE 6 - CLASSIFICATION

POS	NO	CL	PIC NAME	ENTRY	LAPS	TIME	GAP	DIFF	MPH	BEST	ON
1	36		1 Harry FOWLE	Yamaha R6 - HF Refinishing Racing	9	7:28.575			87.24	48.976	8
2	661	EVO	1 Cameron HARRIS	Triumph 675R - Harris / Tony Scott Motorsport	9	7:30.854	2.279	2.279	86.80	49.130	4
3	51		2 Ross CLARKE	Kawasaki ZX600RR - RC Farriery Racing	9	7:30.921	2.346	0.067	86.79	49.105	8
4	212		3 Matt PALLETT	Kawasaki ZX636 - BDA Chartered Architects	9	7:31.456	2.881	0.535	86.69	49.283	4
5	134		4 Donald GILBERT	Kawasaki ZX6R - S and N tyres	9	7:34.420	5.845	2.964	86.12	49.597	8
6	961		5 Jack SIM	Kawasaki ZX6 R - Vanguard Motorsport, Platform Li	9	7:35.556	6.981	1.136	85.91	49.679	4
7	38	C	1 Robbie PARK	Triumph 675 R - Mom	9	7:41.252	12.677	5.696	84.85	50.007	3
8	91	C	2 Sam HIRST	Kawasaki 636 - Team Valley Racing	9	7:43.611	15.036	2.359	84.41	50.257	8
9	24	C	3 Callum MANLEY	Honda CBR600 RR - Bec's Sweets	9	7:43.653	15.078	0.042	84.41	50.304	3
10	40	C	4 Henry ROSS	Yamaha R6 -	9	7:43.849	15.274	0.196	84.37	50.530	9
11	35		6 Kai DICKINSON	Kawasaki ZX636 -	9	7:44.017	15.442	0.168	84.34	50.374	9
12	14	C	5 Jack MUIR	Kawasaki ZX636 -	9	7:45.424	16.849	1.407	84.08	50.512	6
13	543	C	6 Stefan ELLIS	Yamaha R6 - Bespoke Bathing Company	9	7:48.432	19.857	3.008	83.54	50.715	6
14	120	C	7 James GOWER	Yamaha R6 - TeamRubyRacing	9	7:48.790	20.215	0.358	83.48	50.848	4
15	97	C	8 Edward ANSELL	- E a Ansell contractors	9	7:56.550	27.975	7.760	82.12	51.801	4
16	124	C	9 Mark STRUTT	Yamaha R6 - MPS Developments LTD	9	7:57.512	28.937	0.962	81.96	51.437	4
17	18	C	10 Steven ASHLEY-PARRY	Yamaha R6 - Symonds auto salvage	9	8:02.937	34.362	5.425	81.04	52.428	2
18	22	C	11 Toby TRUNDLE	Yamaha R6 - Harris Motorcycles / A. Harland Race	9	8:03.015	34.440	0.078	81.02	52.068	3
19	122	C	12 Matt GATHERCOLE	Kawasaki ZX6R -	9	8:03.384	34.809	0.369	80.96	52.053	4
20	8	EVO	2 James SEATH	Triumph DAYTONA 675R - Ovenden Earthmoving	9	8:07.013	38.438	3.629	80.36	52.511	8
21	44		7 James DUTTON	Kawasaki ZX6R - AMR Motorcycles	9	8:08.177	39.602	1.164	80.17	52.755	8
22	13	C	13 Blake DIDWELL	Kawasaki ZX6R - Black Widow Exhausts   Double Bl	8	7:31.886	1 Lap	1 Lap	76.98	54.885	8
23	525		8 Andrew SEDDON	Suzuki GSXR 600 - Marsh & Chalfont	8	7:32.747	1 Lap	0.861	76.83	55.331	4
24	5		9 Edgar MACHADO	Yamaha R6 -	8	8:10.207	1 Lap	37.460	70.96	59.519	4

#### NOT CLASSIFIED

DNF	169		Gareth CUNNINGHAM	Yamaha R6 - Burnham cars ltd	8	6:52.346	1 Lap		84.36	50.267	8
-----	-----	--	-------------------	------------------------------	---	----------	-------	--	-------	--------	---

#### FASTEST LAP

	36		Harry FOWLE	Yamaha R6 - HF Refinishing Racing	8	48.976		88.79 mph	142.89 kph		
	661	EVO	Cameron HARRIS	Triumph 675R - Harris / Tony Scott Motorsport	4	49.130		88.51 mph	142.44 kph		
	38	C	Robbie PARK	Triumph 675 R - Mom	3	50.007		86.95 mph	139.94 kph		

Class - 92.5% of Race Speed = 80.69 mph  
 Class EVO - 92.5% of Race Speed = 80.29 mph  
 Class C - 92.5% of Race Speed = 78.48 mph

Weather / Track : Cloudy / Dry

These results are provisional until the conclusion of any judicial and technical matters.

Race Distance: 9 Laps / 10.87 miles  
 Brands Hatch Indy: 1.2079 miles  
 Date: 30/09/2023 Start: 12:55 Finish: 13:03

Clerk Of Course :	Stewards :	Timekeeper : <i>Craig Smith</i>
-------------------	------------	------------------------------------

Results can be found at [www.tsl-timing.com](http://www.tsl-timing.com)

Printed - 13:05 Saturday, 30 September 2023





# BMCRC - MRO Championships 2023 - Rnd 8 @ Brands Hatch Indy

## DART Motorsport MRO 600 inc Clubman 600 & GP2/EVO

### RACE 6 - LAP CHART

#### LAP 1 @ 12:56:40.585

NO	BEHIND	LAP TIME
36		54.626
661	0.064	54.690
212	0.503	55.129
51	0.904	55.530
134	1.225	55.851
961	1.564	56.190
40	1.999	56.625
38	2.344	56.970
24	2.438	57.064
91	2.910	57.536
169	3.200	57.826
14	3.282	57.908
35	3.763	58.389
120	3.983	58.609
543	4.143	58.769
97	4.437	59.063
18	5.194	59.820
124	5.608	1:00.234
22	5.693	1:00.319
122	6.556	1:01.182
8	7.178	1:01.804
44	7.539	1:02.165
13	8.393	1:03.019
525	9.093	1:03.719
5	14.191	1:08.817

#### LAP 2 @ 12:57:30.210

NO	BEHIND	LAP TIME
36		49.625
661	0.094	49.655
212	0.645	49.767
51	1.022	49.743
134	1.445	49.845
961	1.873	49.934
38	3.105	50.386
40	3.816	51.442
24	4.138	51.325
169	4.367	50.792
91	4.673	51.388
14	4.844	51.187
35	5.337	51.199
120	6.063	51.705
543	6.345	51.827
97	6.914	52.102
18	7.997	52.428
124	8.231	52.248
22	8.802	52.734
122	9.586	52.655
8	10.976	53.423
44	11.651	53.737
13	14.487	55.719
525	15.091	55.623
5	25.118	1:00.552

#### LAP 3 @ 12:58:19.440

NO	BEHIND	LAP TIME
36		49.230
661	0.372	49.508
212	0.901	49.486
51	1.216	49.424
134	1.850	49.635
961	2.366	49.723

38	3.882	50.007
24	5.212	50.304
40	5.714	51.128
169	5.976	50.839
91	6.295	50.852
14	6.391	50.777
35	6.947	50.840
120	8.196	51.363
543	8.372	51.257
97	9.526	51.842
124	10.680	51.679
18	11.370	52.603
22	11.640	52.068
122	12.789	52.433
8	14.897	53.151
44	15.921	53.500
13	20.663	55.406
525	21.352	55.491
5	36.796	1:00.908

#### LAP 4 @ 12:59:08.420

NO	BEHIND	LAP TIME
36		48.980
661	0.522	49.130
212	1.204	49.283
51	1.738	49.502
134	2.723	49.853
961	3.065	49.679
38	5.155	50.253
24	6.895	50.663
40	7.397	50.663
169	7.751	50.755
91	8.192	50.877
35	8.678	50.711
14	8.875	51.464
120	10.064	50.848
543	10.370	50.978
97	12.347	51.801
124	13.137	51.437
18	15.365	52.975
22	15.395	52.735
122	15.862	52.053
8	18.843	52.926
44	20.039	53.098
13	27.130	55.447
525	27.703	55.331
5	47.335	59.519

#### LAP 5 @ 12:59:57.434

NO	BEHIND	LAP TIME
36		49.014
661	0.671	49.163
212	1.639	49.449
51	1.991	49.267
134	3.351	49.642
961	3.910	49.859
38	7.341	51.200
24	8.781	50.900
40	8.989	50.606
169	9.450	50.713
91	9.946	50.768
35	10.143	50.479
14	10.547	50.686
120	12.088	51.038
543	12.669	51.313

97	15.596	52.263
124	16.291	52.168
22	18.640	52.259
18	19.308	52.957
122	19.744	52.896
8	22.629	52.800
44	24.029	53.004
13	34.037	55.921
525	34.566	55.877

#### LAP 6 @ 13:00:46.968

NO	BEHIND	LAP TIME
36		49.534
661	0.727	49.590
212	1.557	49.452
51	1.811	49.354
134	4.278	50.461
961	4.846	50.470
38	8.644	50.837
5	1 Lap	1:00.408
24	10.197	50.950
40	10.247	50.792
169	10.504	50.588
91	10.904	50.492
35	11.122	50.513
14	11.525	50.512
120	13.691	51.137
543	13.850	50.715
97	18.229	52.167
124	18.840	52.083
22	21.891	52.785
18	22.517	52.743
122	22.982	52.772
8	26.461	53.366
44	27.595	53.100
13	40.067	55.564
525	40.494	55.462

#### LAP 7 @ 13:01:36.084

NO	BEHIND	LAP TIME
36		49.116
661	1.072	49.461
51	1.996	49.301
212	2.042	49.601
134	5.019	49.857
961	5.614	49.884
38	9.880	50.352
24	11.896	50.815
169	11.954	50.566
40	12.276	51.145
91	12.618	50.830
35	12.805	50.799
14	13.165	50.756
543	16.119	51.385
120	16.302	51.727
5	1 Lap	59.823
97	21.336	52.223
124	22.078	52.354
22	25.836	53.061
18	26.137	52.736
122	26.741	52.875
8	30.099	52.754
44	31.505	53.026
13	46.876	55.925
525	47.221	55.843

#### LAP 8 @ 13:02:25.060

NO	BEHIND	LAP TIME
36		48.976
661	1.879	49.783
51	2.125	49.105
212	2.544	49.478
134	5.640	49.597
961	6.592	49.954
38	11.444	50.540
169	13.245	50.267
24	13.509	50.589
91	13.899	50.257
40	14.218	50.918
35	14.542	50.713
14	15.428	51.239
543	18.312	51.169
120	18.808	51.482
97	24.493	52.133
124	25.946	52.844
22	30.307	53.447
18	30.721	53.560
122	31.028	53.263
5	1 Lap	1:00.336
8	33.634	52.511
44	35.284	52.755

#### LAP 9 @ 13:03:14.534

NO	BEHIND	LAP TIME
36		49.474
661	2.279	49.874
51	2.346	49.695
212	2.881	49.811
13	1 Lap	54.885
525	1 Lap	55.401
134	5.845	49.679
961	6.981	49.863
38	12.677	50.707
91	15.036	50.611
24	15.078	51.043
40	15.274	50.530
35	15.442	50.374
14	16.849	50.895
543	19.857	51.019
120	20.215	50.881
97	27.975	52.956
124	28.937	52.465
18	34.362	53.115
22	34.440	53.607
122	34.809	53.255
8	38.438	54.278
44	39.602	53.792
5	1 Lap	59.844

# BMCRC - MRO Championships 2023 - Rnd 8 @ Brands Hatch Indy

## DART Motorsport MRO 600 inc Clubman 600 & GP2/EVO

### RACE 6 - POSITION CHART

No	Name	Lap										
		Pos	1	2	3	4	5	6	7	8	9	
36	FOWLE	1	36	36	36	36	36	36	36	36	36	
661	HARRIS	2	661	661	661	661	661	661	661	661	661	
212	PALLET	3	212	212	212	212	212	212	51	51	51	
134	GILBERT	4	51	51	51	51	51	51	212	212	212	
961	SIM	5	134	134	134	134	134	134	134	134	134	
38	PARK	6	961	961	961	961	961	961	961	961	961	
40	ROSS	7	40	38	38	38	38	38	38	38	38	
51	CLARKE	8	38	40	24	24	24	24	24	169	91	
91	HIRST	9	24	24	40	40	40	40	169	24	24	
14	MUIR	10	91	169	169	169	169	169	40	91	40	
24	MANLEY	11	169	91	91	91	91	91	91	40	35	
169	CUNNINGHAM	12	14	14	14	35	35	35	35	35	14	
35	DICKINSON	13	35	35	35	14	14	14	14	14	543	
120	GOWER	14	120	120	120	120	120	120	543	543	120	
543	ELLIS	15	543	543	543	543	543	543	120	120	97	
124	STRUTT	16	97	97	97	97	97	97	97	97	124	
97	ANSELL	17	18	18	124	124	124	124	124	124	18	
22	TRUNDLE	18	124	124	18	18	22	22	22	22	22	
44	DUTTON	19	22	22	22	22	18	18	18	18	122	
18	ASHLEY-PARRY	20	122	122	122	122	122	122	122	122	8	
122	GATHERCOLE	21	8	8	8	8	8	8	8	8	44	
8	SEATH	22	44	44	44	44	44	44	44	44	44	
525	SEDDON	23	13	13	13	13	13	13	13	13	13	
13	DIDWELL	24	525	525	525	525	525	525	525	525	525	
5	MACHADO	25	5	5	5	5	5	5	5	5	5	

# BMCRC - MRO Championships 2023 - Rnd 8 @ Brands Hatch Indy

## DART Motorsport MRO 600 inc Clubman 600 & GP2/EVO

### RACE 6 - SECTOR ANALYSIS



SECTOR 1 = FL to I1, SECTOR 2 = I1 to FL, DIFF = Difference To Personal Best Lap, P = Crossed Finish Line in Pit Lane, D = Time Disallowed

P1 36		Harry FOWLE		Yamaha R6 - HF Refinishing Racing			
IDEAL LAP TIME : 48.854		BEST LAP TIME : 48.976		DIFFERENCE : 0.122			
LAP	SECTOR 1	SECTOR 2	LAP TIME	MPH	DIFF	TIME OF DAY	
1 -		20.155	54.626	79.60	5.650	12:56:40.585	
2 -	29.749	19.876	49.625	87.62	0.649	12:57:30.210	
3 -	29.546	<b>19.684</b>	49.230	88.33	0.254	12:58:19.440	
4 -	<b>29.170</b>	19.810	48.980 (2)	88.78	0.004	12:59:08.420	
5 -	29.313	19.701	49.014 (3)	88.72	0.038	12:59:57.434	
6 -	29.710	19.824	49.534	87.79	0.558	13:00:46.968	
7 -	29.373	19.743	49.116	88.53	0.140	13:01:36.084	
8 -	29.252	19.724	<b>48.976 (1)</b>	<b>88.79</b>		<b>13:02:25.060</b>	
9 -	29.606	19.868	49.474	87.89	0.498	13:03:14.534	

P2 661 EVO		Cameron HARRIS		Triumph 675R - Harris / Tony Scott Motorsport			
IDEAL LAP TIME : 49.107		BEST LAP TIME : 49.130		DIFFERENCE : 0.023			
LAP	SECTOR 1	SECTOR 2	LAP TIME	MPH	DIFF	TIME OF DAY	
1 -		20.116	54.690	79.51	5.560	12:56:40.649	
2 -	29.824	19.831	49.655	87.57	0.525	12:57:30.304	
3 -	29.652	19.856	49.508	87.83	0.378	12:58:19.812	
4 -	29.383	<b>19.747</b>	<b>49.130 (1)</b>	<b>88.51</b>		<b>12:59:08.942</b>	
5 -	<b>29.360</b>	19.803	49.163 (2)	88.45	0.033	12:59:58.105	
6 -	29.510	20.080	49.590	87.69	0.460	13:00:47.695	
7 -	29.523	19.938	49.461 (3)	87.91	0.331	13:01:37.156	
8 -	29.654	20.129	49.783	87.35	0.653	13:02:26.939	
9 -	29.597	20.277	49.874	87.19	0.744	13:03:16.813	

P3 51		Ross CLARKE		Kawasaki ZX600RR - RC Farriery Racing			
IDEAL LAP TIME : 49.075		BEST LAP TIME : 49.105		DIFFERENCE : 0.030			
LAP	SECTOR 1	SECTOR 2	LAP TIME	MPH	DIFF	TIME OF DAY	
1 -		20.137	55.530	78.31	6.425	12:56:41.489	
2 -	29.887	19.856	49.743	87.42	0.638	12:57:31.232	
3 -	29.758	19.666	49.424	87.98	0.319	12:58:20.656	
4 -	29.859	<b>19.643</b>	49.502	87.84	0.397	12:59:10.158	
5 -	29.597	19.670	49.267 (2)	88.26	0.162	12:59:59.425	
6 -	29.668	19.686	49.354	88.11	0.249	13:00:48.779	
7 -	29.495	19.806	49.301 (3)	88.20	0.196	13:01:38.080	
8 -	<b>29.432</b>	19.673	<b>49.105 (1)</b>	<b>88.55</b>		<b>13:02:27.185</b>	
9 -	29.510	20.185	49.695	87.50	0.590	13:03:16.880	

P4 212		Matt PALLETT		Kawasaki ZX636 - BDA Chartered Architects			
IDEAL LAP TIME : 49.060		BEST LAP TIME : 49.283		DIFFERENCE : 0.223			
LAP	SECTOR 1	SECTOR 2	LAP TIME	MPH	DIFF	TIME OF DAY	
1 -		20.180	55.129	78.87	5.846	12:56:41.088	
2 -	29.772	19.995	49.767	87.37	0.484	12:57:30.855	
3 -	29.611	19.875	49.486	87.87	0.203	12:58:20.341	
4 -	<b>29.383</b>	19.900	<b>49.283 (1)</b>	<b>88.23</b>		<b>12:59:09.624</b>	
5 -	29.577	19.872	49.449 (2)	87.94	0.166	12:59:59.073	
6 -	29.510	19.942	49.452 (3)	87.93	0.169	13:00:48.525	
7 -	29.527	20.074	49.601	87.67	0.318	13:01:38.126	
8 -	29.801	<b>19.677</b>	49.478	87.88	0.195	13:02:27.604	
9 -	29.426	20.385	49.811	87.30	0.528	13:03:17.415	

# BMCRC - MRO Championships 2023 - Rnd 8 @ Brands Hatch Indy

## DART Motorsport MRO 600 inc Clubman 600 & GP2/EVO

### RACE 6 - SECTOR ANALYSIS



SECTOR 1 = FL to I1, SECTOR 2 = I1 to FL, DIFF = Difference To Personal Best Lap, P = Crossed Finish Line in Pit Lane, D = Time Disallowed

<b>P5 134</b>		<b>Donald GILBERT</b>		Kawasaki ZX6R - S and N tyres		
IDEAL LAP TIME : 49.477		BEST LAP TIME : 49.597		DIFFERENCE : 0.120		
LAP	SECTOR 1	SECTOR 2	LAP TIME	MPH	DIFF	TIME OF DAY
1 -		20.238	55.851	77.86	6.254	12:56:41.810
2 -	30.035	19.810	49.845	87.24	0.248	12:57:31.655
3 -	29.921	<b>19.714</b>	49.635 (2)	87.61	0.038	12:58:21.290
4 -	30.019	19.834	49.853	87.22	0.256	12:59:11.143
5 -	29.770	19.872	49.642 (3)	87.59	0.045	13:00:00.785
6 -	30.527	19.934	50.461	86.17	0.864	13:00:51.246
7 -	29.967	19.890	49.857	87.22	0.260	13:01:41.103
<b>8 -</b>	<b>29.763</b>	19.834	<b>49.597 (1)</b>	<b>87.67</b>		<b>13:02:30.700</b>
9 -	29.866	19.813	49.679	87.53	0.082	13:03:20.379

<b>P6 961</b>		<b>Jack SIM</b>		Kawasaki ZX6 R - Vanguard Motorsport, Platform Lift Engineers		
IDEAL LAP TIME : 49.575		BEST LAP TIME : 49.679		DIFFERENCE : 0.104		
LAP	SECTOR 1	SECTOR 2	LAP TIME	MPH	DIFF	TIME OF DAY
1 -		20.402	56.190	77.39	6.511	12:56:42.149
2 -	30.062	19.872	49.934	87.08	0.255	12:57:32.083
3 -	29.871	19.852	49.723 (2)	87.45	0.044	12:58:21.806
<b>4 -</b>	<b>29.768</b>	19.911	<b>49.679 (1)</b>	<b>87.53</b>		<b>12:59:11.485</b>
5 -	29.931	19.928	49.859 (3)	87.21	0.180	13:00:01.344
6 -	30.453	20.017	50.470	86.16	0.791	13:00:51.814
7 -	30.077	<b>19.807</b>	49.884	87.17	0.205	13:01:41.698
8 -	30.042	19.912	49.954	87.05	0.275	13:02:31.652
9 -	29.774	20.089	49.863	87.21	0.184	13:03:21.515

<b>P7 38 C</b>		<b>Robbie PARK</b>		Triumph 675 R - Mom		
IDEAL LAP TIME : 50.007		BEST LAP TIME : 50.007		DIFFERENCE : 0.000		
LAP	SECTOR 1	SECTOR 2	LAP TIME	MPH	DIFF	TIME OF DAY
1 -		20.251	56.970	76.33	6.963	12:56:42.929
2 -	30.208	20.178	50.386	86.30	0.379	12:57:33.315
<b>3 -</b>	<b>30.091</b>	<b>19.916</b>	<b>50.007 (1)</b>	<b>86.95</b>		<b>12:58:23.322</b>
4 -	30.132	20.121	50.253 (2)	86.53	0.246	12:59:13.575
5 -	31.150	20.050	51.200	84.93	1.193	13:00:04.775
6 -	30.561	20.276	50.837	85.54	0.830	13:00:55.612
7 -	30.237	20.115	50.352 (3)	86.36	0.345	13:01:45.964
8 -	30.525	20.015	50.540	86.04	0.533	13:02:36.504
9 -	30.540	20.167	50.707	85.75	0.700	13:03:27.211

<b>P8 91 C</b>		<b>Sam HIRST</b>		Kawasaki 636 - Team Valley Racing		
IDEAL LAP TIME : 50.248		BEST LAP TIME : 50.257		DIFFERENCE : 0.009		
LAP	SECTOR 1	SECTOR 2	LAP TIME	MPH	DIFF	TIME OF DAY
1 -		20.571	57.536	75.57	7.279	12:56:43.495
2 -	31.074	20.314	51.388	84.62	1.131	12:57:34.883
3 -	30.329	20.523	50.852	85.51	0.595	12:58:25.735
4 -	30.581	20.296	50.877	85.47	0.620	12:59:16.612
5 -	30.466	20.302	50.768	85.65	0.511	13:00:07.380
6 -	<b>30.253</b>	20.239	50.492 (2)	86.12	0.235	13:00:57.872
7 -	30.616	20.214	50.830	85.55	0.573	13:01:48.702
<b>8 -</b>	30.262	<b>19.995</b>	<b>50.257 (1)</b>	<b>86.52</b>		<b>13:02:38.959</b>
9 -	30.370	20.241	50.611 (3)	85.92	0.354	13:03:29.570

# BMCRC - MRO Championships 2023 - Rnd 8 @ Brands Hatch Indy

## DART Motorsport MRO 600 inc Clubman 600 & GP2/EVO

### RACE 6 - SECTOR ANALYSIS



SECTOR 1 = FL to I1, SECTOR 2 = I1 to FL, DIFF = Difference To Personal Best Lap, P = Crossed Finish Line in Pit Lane, D = Time Disallowed

P9 24 C		Callum MANLEY		Honda CBR600 RR - Bec's Sweets			
IDEAL LAP TIME : 50.292		BEST LAP TIME : 50.304		DIFFERENCE : 0.012			
LAP	SECTOR 1	SECTOR 2	LAP TIME	MPH	DIFF	TIME OF DAY	
1 -		20.581	57.064	76.20	6.760	12:56:43.023	
2 -	30.911	20.414	51.325	84.72	1.021	12:57:34.348	
3 -	30.092	<b>20.212</b>	<b>50.304 (1)</b>	<b>86.44</b>		<b>12:58:24.652</b>	
4 -	<b>30.080</b>	20.583	50.663 (3)	85.83	0.359	12:59:15.315	
5 -	30.445	20.455	50.900	85.43	0.596	13:00:06.215	
6 -	30.564	20.386	50.950	85.35	0.646	13:00:57.165	
7 -	30.385	20.430	50.815	85.57	0.511	13:01:47.980	
8 -	30.315	20.274	50.589 (2)	85.95	0.285	13:02:38.569	
9 -	30.598	20.445	51.043	85.19	0.739	13:03:29.612	

P10 40 C		Henry ROSS		Yamaha R6 -			
IDEAL LAP TIME : 50.273		BEST LAP TIME : 50.530		DIFFERENCE : 0.257			
LAP	SECTOR 1	SECTOR 2	LAP TIME	MPH	DIFF	TIME OF DAY	
1 -		20.347	56.625	76.79	6.095	12:56:42.584	
2 -	31.008	20.434	51.442	84.53	0.912	12:57:34.026	
3 -	30.701	20.427	51.128	85.05	0.598	12:58:25.154	
4 -	30.313	20.350	50.663 (3)	85.83	0.133	12:59:15.817	
5 -	30.538	<b>20.068</b>	50.606 (2)	85.93	0.076	13:00:06.423	
6 -	30.462	20.330	50.792	85.61	0.262	13:00:57.215	
7 -	31.069	20.076	51.145	85.02	0.615	13:01:48.360	
8 -	30.760	20.158	50.918	85.40	0.388	13:02:39.278	
9 -	<b>30.205</b>	20.325	<b>50.530 (1)</b>	<b>86.05</b>		<b>13:03:29.808</b>	

P11 35		Kai DICKINSON		Kawasaki ZX636 -			
IDEAL LAP TIME : 50.284		BEST LAP TIME : 50.374		DIFFERENCE : 0.090			
LAP	SECTOR 1	SECTOR 2	LAP TIME	MPH	DIFF	TIME OF DAY	
1 -		20.941	58.389	74.47	8.015	12:56:44.348	
2 -	30.740	20.459	51.199	84.93	0.825	12:57:35.547	
3 -	30.471	20.369	50.840	85.53	0.466	12:58:26.387	
4 -	30.446	20.265	50.711	85.75	0.337	12:59:17.098	
5 -	30.152	20.327	50.479 (2)	86.14	0.105	13:00:07.577	
6 -	30.171	20.342	50.513 (3)	86.08	0.139	13:00:58.090	
7 -	30.602	<b>20.197</b>	50.799	85.60	0.425	13:01:48.889	
8 -	30.469	20.244	50.713	85.74	0.339	13:02:39.602	
9 -	<b>30.087</b>	20.287	<b>50.374 (1)</b>	<b>86.32</b>		<b>13:03:29.976</b>	

P12 14 C		Jack MUIR		Kawasaki ZX636 -			
IDEAL LAP TIME : 50.490		BEST LAP TIME : 50.512		DIFFERENCE : 0.022			
LAP	SECTOR 1	SECTOR 2	LAP TIME	MPH	DIFF	TIME OF DAY	
1 -		20.578	57.908	75.09	7.396	12:56:43.867	
2 -	30.842	20.345	51.187	84.95	0.675	12:57:35.054	
3 -	30.562	20.215	50.777	85.64	0.265	12:58:25.831	
4 -	31.242	20.222	51.464	84.49	0.952	12:59:17.295	
5 -	30.639	<b>20.047</b>	50.686 (2)	85.79	0.174	13:00:07.981	
6 -	<b>30.443</b>	20.069	<b>50.512 (1)</b>	<b>86.09</b>		<b>13:00:58.493</b>	
7 -	30.565	20.191	50.756 (3)	85.67	0.244	13:01:49.249	
8 -	30.705	20.534	51.239	84.86	0.727	13:02:40.488	
9 -	30.638	20.257	50.895	85.44	0.383	13:03:31.383	

# BMCRC - MRO Championships 2023 - Rnd 8 @ Brands Hatch Indy

## DART Motorsport MRO 600 inc Clubman 600 & GP2/EVO

### RACE 6 - SECTOR ANALYSIS



SECTOR 1 = FL to I1, SECTOR 2 = I1 to FL, DIFF = Difference To Personal Best Lap, P = Crossed Finish Line in Pit Lane, D = Time Disallowed

<b>P13 543 C</b>		<b>Stefan ELLIS</b>		Yamaha R6 - Bespoke Bathing Company			
IDEAL LAP TIME : 50.715		BEST LAP TIME : 50.715		DIFFERENCE : 0.000			
LAP	SECTOR 1	SECTOR 2	LAP TIME	MPH	DIFF	TIME OF DAY	
1 -		20.870	58.769	73.99	8.054	12:56:44.728	
2 -	31.418	20.409	51.827	83.90	1.112	12:57:36.555	
3 -	31.060	20.197	51.257	84.83	0.542	12:58:27.812	
4 -	30.638	20.340	50.978 (2)	85.30	0.263	12:59:18.790	
5 -	30.939	20.374	51.313	84.74	0.598	13:00:10.103	
6 -	<b>30.550</b>	<b>20.165</b>	<b>50.715 (1)</b>	<b>85.74</b>		<b>13:01:00.818</b>	
7 -	30.847	20.538	51.385	84.62	0.670	13:01:52.203	
8 -	30.704	20.465	51.169	84.98	0.454	13:02:43.372	
9 -	30.651	20.368	51.019 (3)	85.23	0.304	13:03:34.391	

<b>P14 120 C</b>		<b>James GOWER</b>		Yamaha R6 - TeamRubyRacing			
IDEAL LAP TIME : 50.698		BEST LAP TIME : 50.848		DIFFERENCE : 0.150			
LAP	SECTOR 1	SECTOR 2	LAP TIME	MPH	DIFF	TIME OF DAY	
1 -		20.853	58.609	74.19	7.761	12:56:44.568	
2 -	31.323	20.382	51.705	84.10	0.857	12:57:36.273	
3 -	31.027	20.336	51.363	84.66	0.515	12:58:27.636	
4 -	<b>30.508</b>	20.340	<b>50.848 (1)</b>	<b>85.52</b>		<b>12:59:18.484</b>	
5 -	30.665	20.373	51.038 (3)	85.20	0.190	13:00:09.522	
6 -	30.743	20.394	51.137	85.03	0.289	13:01:00.659	
7 -	31.143	20.584	51.727	84.06	0.879	13:01:52.386	
8 -	31.292	<b>20.190</b>	51.482	84.46	0.634	13:02:43.868	
9 -	30.594	20.287	50.881 (2)	85.46	0.033	13:03:34.749	

<b>P15 97 C</b>		<b>Edward ANSELL</b>		- E a Ansell contractors			
IDEAL LAP TIME : 51.801		BEST LAP TIME : 51.801		DIFFERENCE : 0.000			
LAP	SECTOR 1	SECTOR 2	LAP TIME	MPH	DIFF	TIME OF DAY	
1 -		20.816	59.063	73.62	7.262	12:56:45.022	
2 -	31.463	20.639	52.102 (3)	83.46	0.301	12:57:37.124	
3 -	31.210	20.632	51.842 (2)	83.88	0.041	12:58:28.966	
4 -	<b>31.174</b>	<b>20.627</b>	<b>51.801 (1)</b>	<b>83.94</b>		<b>12:59:20.767</b>	
5 -	31.396	20.867	52.263	83.20	0.462	13:00:13.030	
6 -	31.234	20.933	52.167	83.35	0.366	13:01:05.197	
7 -	31.411	20.812	52.223	83.26	0.422	13:01:57.420	
8 -	31.357	20.776	52.133	83.41	0.332	13:02:49.553	
9 -	31.853	21.103	52.956	82.11	1.155	13:03:42.509	

<b>P16 124 C</b>		<b>Mark STRUTT</b>		Yamaha R6 - MPS Developments LTD			
IDEAL LAP TIME : 51.437		BEST LAP TIME : 51.437		DIFFERENCE : 0.000			
LAP	SECTOR 1	SECTOR 2	LAP TIME	MPH	DIFF	TIME OF DAY	
1 -		21.141	1:00.234	72.19	8.797	12:56:46.193	
2 -	31.516	20.732	52.248	83.23	0.811	12:57:38.441	
3 -	31.094	20.585	51.679 (2)	84.14	0.242	12:58:30.120	
4 -	<b>30.860</b>	<b>20.577</b>	<b>51.437 (1)</b>	<b>84.54</b>		<b>12:59:21.557</b>	
5 -	31.223	20.945	52.168	83.35	0.731	13:00:13.725	
6 -	31.302	20.781	52.083 (3)	83.49	0.646	13:01:05.808	
7 -	31.623	20.731	52.354	83.06	0.917	13:01:58.162	
8 -	31.944	20.900	52.844	82.29	1.407	13:02:51.006	
9 -	31.710	20.755	52.465	82.88	1.028	13:03:43.471	

# BMCRC - MRO Championships 2023 - Rnd 8 @ Brands Hatch Indy

## DART Motorsport MRO 600 inc Clubman 600 & GP2/EVO

### RACE 6 - SECTOR ANALYSIS



SECTOR 1 = FL to I1, SECTOR 2 = I1 to FL, DIFF = Difference To Personal Best Lap, P = Crossed Finish Line in Pit Lane, D = Time Disallowed

P17 18 C		Steven ASHLEY-PARRY		Yamaha R6 - Symonds auto salvage			
IDEAL LAP TIME : 52.398		BEST LAP TIME : 52.428		DIFFERENCE : 0.030			
LAP	SECTOR 1	SECTOR 2	LAP TIME	MPH	DIFF	TIME OF DAY	
1 -		21.266	59.820	72.69	7.392	12:56:45.779	
2 -	<b>31.595</b>	20.833	<b>52.428 (1)</b>	<b>82.94</b>		<b>12:57:38.207</b>	
3 -	31.770	20.833	52.603 (2)	82.66	0.175	12:58:30.810	
4 -	32.000	20.975	52.975	82.08	0.547	12:59:23.785	
5 -	32.088	20.869	52.957	82.11	0.529	13:00:16.742	
6 -	31.910	20.833	52.743	82.44	0.315	13:01:09.485	
7 -	31.933	<b>20.803</b>	52.736 (3)	82.45	0.308	13:02:02.221	
8 -	31.929	21.631	53.560	81.19	1.132	13:02:55.781	
9 -	32.045	21.070	53.115	81.87	0.687	13:03:48.896	

P18 22 C		Toby TRUNDLE		Yamaha R6 - Harris Motorcycles / A. Harland Race Services			
IDEAL LAP TIME : 52.068		BEST LAP TIME : 52.068		DIFFERENCE : 0.000			
LAP	SECTOR 1	SECTOR 2	LAP TIME	MPH	DIFF	TIME OF DAY	
1 -		21.475	1:00.319	72.09	8.251	12:56:46.278	
2 -	32.178	20.556	52.734 (3)	82.46	0.666	12:57:39.012	
3 -	<b>31.525</b>	<b>20.543</b>	<b>52.068 (1)</b>	<b>83.51</b>		<b>12:58:31.080</b>	
4 -	31.873	20.862	52.735	82.46	0.667	12:59:23.815	
5 -	31.645	20.614	52.259 (2)	83.21	0.191	13:00:16.074	
6 -	31.849	20.936	52.785	82.38	0.717	13:01:08.859	
7 -	32.036	21.025	53.061	81.95	0.993	13:02:01.920	
8 -	32.042	21.405	53.447	81.36	1.379	13:02:55.367	
9 -	32.319	21.288	53.607	81.12	1.539	13:03:48.974	

P19 122 C		Matt GATHERCOLE		Kawasaki ZX6R -			
IDEAL LAP TIME : 52.053		BEST LAP TIME : 52.053		DIFFERENCE : 0.000			
LAP	SECTOR 1	SECTOR 2	LAP TIME	MPH	DIFF	TIME OF DAY	
1 -		21.651	1:01.182	71.07	9.129	12:56:47.141	
2 -	31.823	20.832	52.655 (3)	82.58	0.602	12:57:39.796	
3 -	31.687	20.746	52.433 (2)	82.93	0.380	12:58:32.229	
4 -	<b>31.449</b>	<b>20.604</b>	<b>52.053 (1)</b>	<b>83.54</b>		<b>12:59:24.282</b>	
5 -	32.112	20.784	52.896	82.21	0.843	13:00:17.178	
6 -	31.978	20.794	52.772	82.40	0.719	13:01:09.950	
7 -	31.929	20.946	52.875	82.24	0.822	13:02:02.825	
8 -	31.733	21.530	53.263	81.64	1.210	13:02:56.088	
9 -	32.393	20.862	53.255	81.65	1.202	13:03:49.343	

P20 8 EVO		James SEATH		Triumph DAYTONA 675R - Ovenden Earthmoving			
IDEAL LAP TIME : 52.511		BEST LAP TIME : 52.511		DIFFERENCE : 0.000			
LAP	SECTOR 1	SECTOR 2	LAP TIME	MPH	DIFF	TIME OF DAY	
1 -		21.614	1:01.804	70.36	9.293	12:56:47.763	
2 -	32.290	21.133	53.423	81.39	0.912	12:57:41.186	
3 -	31.975	21.176	53.151	81.81	0.640	12:58:34.337	
4 -	31.708	21.218	52.926	82.16	0.415	12:59:27.263	
5 -	31.822	20.978	52.800 (3)	82.35	0.289	13:00:20.063	
6 -	32.111	21.255	53.366	81.48	0.855	13:01:13.429	
7 -	31.928	20.826	52.754 (2)	82.43	0.243	13:02:06.183	
8 -	<b>31.697</b>	<b>20.814</b>	<b>52.511 (1)</b>	<b>82.81</b>		<b>13:02:58.694</b>	
9 -	32.845	21.433	54.278	80.11	1.767	13:03:52.972	

# BMCRC - MRO Championships 2023 - Rnd 8 @ Brands Hatch Indy

## DART Motorsport MRO 600 inc Clubman 600 & GP2/EVO

### RACE 6 - SECTOR ANALYSIS



SECTOR 1 = FL to I1, SECTOR 2 = I1 to FL, DIFF = Difference To Personal Best Lap, P = Crossed Finish Line in Pit Lane, D = Time Disallowed

P21 44		James DUTTON		Kawasaki ZX6R - AMR Motorcycles			
IDEAL LAP TIME : 52.755		BEST LAP TIME : 52.755		DIFFERENCE : 0.000			
LAP	SECTOR 1	SECTOR 2	LAP TIME	MPH	DIFF	TIME OF DAY	
1 -		21.687	1:02.165	69.95	9.410	12:56:48.124	
2 -	32.475	21.262	53.737	80.92	0.982	12:57:41.861	
3 -	32.264	21.236	53.500	81.28	0.745	12:58:35.361	
4 -	31.966	21.132	53.098	81.89	0.343	12:59:28.459	
5 -	31.861	21.143	53.004 (2)	82.04	0.249	13:00:21.463	
6 -	31.875	21.225	53.100	81.89	0.345	13:01:14.563	
7 -	31.858	21.168	53.026 (3)	82.00	0.271	13:02:07.589	
8 -	<b>31.671</b>	<b>21.084</b>	<b>52.755 (1)</b>	<b>82.43</b>		<b>13:03:00.344</b>	
9 -	32.403	21.389	53.792	80.84	1.037	13:03:54.136	

P22 13 C		Blake DIDWELL		Kawasaki ZX6R - Black Widow Exhausts   Double Blitz			
IDEAL LAP TIME : 54.885		BEST LAP TIME : 54.885		DIFFERENCE : 0.000			
LAP	SECTOR 1	SECTOR 2	LAP TIME	MPH	DIFF	TIME OF DAY	
1 -		21.963	1:03.019	69.00	8.134	12:56:48.978	
2 -	33.954	21.765	55.719	78.04	0.834	12:57:44.697	
3 -	33.604	21.802	55.406 (2)	78.48	0.521	12:58:40.103	
4 -	33.626	21.821	55.447 (3)	78.42	0.562	12:59:35.550	
5 -	33.865	22.056	55.921	77.76	1.036	13:00:31.471	
6 -	33.651	21.913	55.564	78.26	0.679	13:01:27.035	
7 -	33.686	22.239	55.925	77.75	1.040	13:02:22.960	
8 -	<b>33.220</b>	<b>21.665</b>	<b>54.885 (1)</b>	<b>79.23</b>		<b>13:03:17.845</b>	

P23 525		Andrew SEDDON		Suzuki GSXR 600 - Marsh & Chalfont			
IDEAL LAP TIME : 55.308		BEST LAP TIME : 55.331		DIFFERENCE : 0.023			
LAP	SECTOR 1	SECTOR 2	LAP TIME	MPH	DIFF	TIME OF DAY	
1 -		22.329	1:03.719	68.24	8.388	12:56:49.678	
2 -	33.521	22.102	55.623	78.17	0.292	12:57:45.301	
3 -	33.336	22.155	55.491	78.36	0.160	12:58:40.792	
4 -	<b>33.259</b>	22.072	<b>55.331 (1)</b>	<b>78.59</b>		<b>12:59:36.123</b>	
5 -	33.440	22.437	55.877	77.82	0.546	13:00:32.000	
6 -	33.413	<b>22.049</b>	55.462 (3)	78.40	0.131	13:01:27.462	
7 -	33.533	22.310	55.843	77.87	0.512	13:02:23.305	
8 -	33.342	22.059	55.401 (2)	78.49	0.070	13:03:18.706	

P24 5		Edgar MACHADO		Yamaha R6 -			
IDEAL LAP TIME : 59.359		BEST LAP TIME : 59.519		DIFFERENCE : 0.160			
LAP	SECTOR 1	SECTOR 2	LAP TIME	MPH	DIFF	TIME OF DAY	
1 -		24.396	1:08.817	63.19	9.298	12:56:54.776	
2 -	36.575	23.977	1:00.552	71.81	1.033	12:57:55.328	
3 -	37.178	23.730	1:00.908	71.39	1.389	12:58:56.236	
4 -	<b>35.949</b>	23.570	<b>59.519 (1)</b>	<b>73.06</b>		<b>12:59:55.755</b>	
5 -	36.449	23.959	1:00.408	71.98	0.889	13:00:56.163	
6 -	36.301	23.522	59.823 (2)	72.69	0.304	13:01:55.986	
7 -	36.314	24.022	1:00.336	72.07	0.817	13:02:56.322	
8 -	36.434	<b>23.410</b>	59.844 (3)	72.66	0.325	13:03:56.166	

P25 169		Gareth CUNNINGHAM		Yamaha R6 - Burnham cars ltd			
IDEAL LAP TIME : 50.101		BEST LAP TIME : 50.267		DIFFERENCE : 0.166			
LAP	SECTOR 1	SECTOR 2	LAP TIME	MPH	DIFF	TIME OF DAY	
1 -		20.609	57.826	75.20	7.559	12:56:43.785	
2 -	30.588	20.204	50.792	85.61	0.525	12:57:34.577	
3 -	30.564	20.275	50.839	85.53	0.572	12:58:25.416	
4 -	30.543	20.212	50.755	85.67	0.488	12:59:16.171	
5 -	30.599	<b>20.114</b>	50.713	85.74	0.446	13:00:06.884	
6 -	30.472	20.116	50.588 (3)	85.96	0.321	13:00:57.472	
7 -	30.321	20.245	50.566 (2)	85.99	0.299	13:01:48.038	
8 -	<b>29.987</b>	20.280	<b>50.267 (1)</b>	<b>86.51</b>		<b>13:02:38.305</b>	



# BMCRC - MRO Championships 2023 - Rnd 8 @ Brands Hatch Indy

## DART Motorsport MRO 600 inc Clubman 600 & GP2/EVO

### RACE 6 - BEST SECTORS

SECTOR 1			SECTOR 2			IDEAL / BEST COMPARISON						
POS	NO	NAME	TIME	NO	NAME	TIME	POS	NO	NAME	IDEAL	BEST	DIFF
									<b>PERFECT LAP</b>	<b>48.813</b>		
1	36	FOWLE	29.170	51	CLARKE	19.643	1	36	FOWLE	48.854	48.976	0.122
2	661	HARRIS	29.360	212	PALLET	19.677	2	212	PALLET	49.060	49.283	0.223
3	212	PALLET	29.383	36	FOWLE	19.684	3	51	CLARKE	49.075	49.105	0.030
4	51	CLARKE	29.432	134	GILBERT	19.714	4	661	HARRIS	49.107	49.130	0.023
5	134	GILBERT	29.763	661	HARRIS	19.747	5	134	GILBERT	49.477	49.597	0.120
6	961	SIM	29.768	961	SIM	19.807	6	961	SIM	49.575	49.679	0.104
7	169	CUNNINGHAM	29.987	38	PARK	19.916	7	38	PARK	50.007	50.007	0.000
8	24	MANLEY	30.080	91	HIRST	19.995	8	169	CUNNINGHAM	50.101	50.267	0.166
9	35	DICKINSON	30.087	14	MUIR	20.047	9	91	HIRST	50.248	50.257	0.009
10	38	PARK	30.091	40	ROSS	20.068	10	40	ROSS	50.273	50.530	0.257
11	40	ROSS	30.205	169	CUNNINGHAM	20.114	11	35	DICKINSON	50.284	50.374	0.090
12	91	HIRST	30.253	543	ELLIS	20.165	12	24	MANLEY	50.292	50.304	0.012
13	14	MUIR	30.443	120	GOWER	20.190	13	14	MUIR	50.490	50.512	0.022
14	120	GOWER	30.508	35	DICKINSON	20.197	14	120	GOWER	50.698	50.848	0.150
15	543	ELLIS	30.550	24	MANLEY	20.212	15	543	ELLIS	50.715	50.715	0.000
16	124	STRUTT	30.860	22	TRUNDLE	20.543	16	124	STRUTT	51.437	51.437	0.000
17	97	ANSELL	31.174	124	STRUTT	20.577	17	97	ANSELL	51.801	51.801	0.000
18	122	GATHERCOLE	31.449	122	GATHERCOLE	20.604	18	122	GATHERCOLE	52.053	52.053	0.000
19	22	TRUNDLE	31.525	97	ANSELL	20.627	19	22	TRUNDLE	52.068	52.068	0.000
20	18	ASHLEY-PARRY	31.595	18	ASHLEY-PARRY	20.803	20	18	ASHLEY-PARRY	52.398	52.428	0.030
21	44	DUTTON	31.671	8	SEATH	20.814	21	8	SEATH	52.511	52.511	0.000
22	8	SEATH	31.697	44	DUTTON	21.084	22	44	DUTTON	52.755	52.755	0.000
23	13	DIDWELL	33.220	13	DIDWELL	21.665	23	13	DIDWELL	54.885	54.885	0.000
24	525	SEDDON	33.259	525	SEDDON	22.049	24	525	SEDDON	55.308	55.331	0.023
25	5	MACHADO	35.949	5	MACHADO	23.410	25	5	MACHADO	59.359	59.519	0.160

# BMCRC - MRO Championships 2023 - Rnd 8 @ Brands Hatch Indy

## DART Motorsport MRO 600 inc Clubman 600 & GP2/EVO

### RACE 6 - STATISTICS

**Competitors Started** 25  
**Planned Start** 2023-09-30 @ 13:00:00.000  
**Actual Start** 2023-09-30 @ 12:55:45.958  
**Finish Time** 2023-09-30 @ 13:03:14.532  
**Track Length** 1.2079mi.  
**Total Laps** 221  
**Total Distance Covered** 266.9559mi.

#### Session Fastest Lap History

NO	CL	NAME	LAP TIME	TIME OF DAY	LAP	VEHICLE
36		Harry FOWLE	<b>49.625</b>	12:57:30.218	2	Yamaha R6
36		Harry FOWLE	<b>49.230</b>	12:58:19.449	3	Yamaha R6
36		Harry FOWLE	<b>48.980</b>	12:59:08.429	4	Yamaha R6
36		Harry FOWLE	<b>48.976</b>	13:02:25.068	8	Yamaha R6

#### Session Leader History

NO	CL	NAME	FROM LAP	LAPS LED	DISTANCE	VEHICLE
36		Harry FOWLE	1	9	10.87 miles	Yamaha R6

#### Flag History

TYPE	TIME OF DAY
GREEN	12:55:45.958
FINISH	13:03:14.532

#### Flag Statistics

TYPE	COUNT	TOTAL LAPS	TOTAL TIME
Green	1	9	8:24.714
Red	0	0	0.000
Safety Car	0	0	0.000
FCY	0	0	0.000

# BMCRC - MRO Championships 2023 - Rnd 8 @ Brands Hatch Indy

## DART Motorsport MRO 600 inc Clubman 600 & GP2/EVO

### RACE 6 - STATISTICS

CLASS :

10 Starters

#### Fastest Lap History

NO	NAME	LAP TIME	TIME OF DAY	LAP	VEHICLE
36	Harry FOWLE	49.625	12:57:30.218	2	Yamaha R6
36	Harry FOWLE	49.230	12:58:19.449	3	Yamaha R6
36	Harry FOWLE	48.980	12:59:08.429	4	Yamaha R6
36	Harry FOWLE	48.976	13:02:25.068	8	Yamaha R6

#### Leader History

NO	NAME	FROM LAP	LAPS LED	DISTANCE	VEHICLE
36	Harry FOWLE	1	9	10.87 miles	Yamaha R6

# BMCRC - MRO Championships 2023 - Rnd 8 @ Brands Hatch Indy

## DART Motorsport MRO 600 inc Clubman 600 & GP2/EVO

### RACE 6 - STATISTICS

**CLASS : C**

13 Starters

#### Fastest Lap History

NO	NAME	LAP TIME	TIME OF DAY	LAP	VEHICLE
38	Robbie PARK	50.386	12:57:33.323	2	Triumph 675 R
38	Robbie PARK	50.007	12:58:23.330	3	Triumph 675 R

#### Leader History

NO	NAME	FROM LAP	LAPS LED	DISTANCE	VEHICLE
40	Henry ROSS	1	1	1.20 miles	Yamaha R6
38	Robbie PARK	2	8	9.66 miles	Triumph 675 R

# BMCRC - MRO Championships 2023 - Rnd 8 @ Brands Hatch Indy

## DART Motorsport MRO 600 inc Clubman 600 & GP2/EVO

### RACE 6 - STATISTICS

**CLASS : EVO**

2 Starters

#### Fastest Lap History

NO	NAME	LAP TIME	TIME OF DAY	LAP	VEHICLE
661	Cameron HARRIS	49.655	12:57:30.313	2	Triumph 675R
661	Cameron HARRIS	49.508	12:58:19.820	3	Triumph 675R
661	Cameron HARRIS	49.130	12:59:08.950	4	Triumph 675R

#### Leader History

NO	NAME	FROM LAP	LAPS LED	DISTANCE	VEHICLE
661	Cameron HARRIS	1	9	10.87 miles	Triumph 675R

BMCRC - MRO Championships 2023 - Rnd 8 @ Brands Hatch Indy



DART Motorsport MRO 600 inc Clubman 600 & GP2/EVO

RACE 17 - GRID (9 Laps)

ROW 10	30	29	28	32 James ROBINSON
ROW 9	27	26	25	59.519 28 Tom WALKER 80 Morgan CREASEY 5 Edgar MACHADO
ROW 8	55.331 24	54.885 23	52.755 22	525 Andrew SEDDON 13 Blake DIDWELL 44 James DUTTON
ROW 7	52.511 21	52.428 20	52.068 19	8 James SEATH 18 Steven ASHLEY-PARRY 22 Toby TRUNDLE
ROW 6	52.053 18	51.801 17	51.437 16	122 Matt GATHERCOLE 97 Edward ANSELL 124 Mark STRUTT
ROW 5	50.848 15	50.715 14	50.530 13	120 James GOWER 543 Stefan ELLIS 40 Henry ROSS
ROW 4	50.512 12	50.374 11	50.304 10	14 Jack MUIR 35 Kai DICKINSON 24 Callum MANLEY
ROW 3	50.267 9	50.257 8	50.007 7	169 Gareth CUNNINGHAM 91 Sam HIRST 38 Robbie PARK
ROW 2	49.679 6	49.597 5	49.283 4	961 Jack SIM 134 Donald GILBERT 212 Matt PALLETT
ROW 1	49.130 3	49.105 2	48.976 1	661 Cameron HARRIS 51 Ross CLARKE 36 Harry FOWLE <b>Pole</b>

Brands Hatch Indy: 1.2079 miles

These results are provisional until the conclusion of any judicial and technical matters.

Clerk Of Course :	Stewards :	Timekeeper : <i>Craig Smith</i>
-------------------	------------	------------------------------------

Results can be found at [www.tsl-timing.com](http://www.tsl-timing.com)

Printed - 13:06 Saturday, 30 September 2023



# BMCRC - MRO Championships 2023 - Rnd 8 @ Brands Hatch Indy



## DART Motorsport MRO 600 inc Clubman 600 & GP2/EVO

### RACE 17 - CLASSIFICATION

POS	NO	CL	PIC NAME	ENTRY	LAPS	TIME	GAP	DIFF	MPH	BEST	ON
1	36		1 Harry FOWLE	Yamaha R6 - HF Refinishing Racing	9	7:30.272			86.91	49.069	6
2	51		2 Ross CLARKE	Kawasaki ZX600RR - RC Farriery Racing	9	7:31.852	1.580	1.580	86.61	49.357	8
3	134		3 Donald GILBERT	Kawasaki ZX6R - S and N tyres	9	7:31.965	1.693	0.113	86.59	49.381	8
4	661	EVO	1 Cameron HARRIS	Triumph 675R - Harris / Tony Scott Motorsport	9	7:32.867	2.595	0.902	86.42	49.298	6
5	212		4 Matt PALLETT	Kawasaki ZX636 - BDA Chartered Architects	9	7:35.996	5.724	3.129	85.82	49.560	7
6	961		5 Jack SIM	Kawasaki ZX6 R - Vanguard Motorsport, Platform Li	9	7:37.320	7.048	1.324	85.57	49.650	7
7	38	C	1 Robbie PARK	Triumph 675 R - Mom	9	7:39.381	9.109	2.061	85.19	49.813	5
8	24	C	2 Callum MANLEY	Honda CBR600 RR - Bec's Sweets	9	7:41.503	11.231	2.122	84.80	50.434	5
9	91	C	3 Sam HIRST	Kawasaki 636 - Team Valley Racing	9	7:44.407	14.135	2.904	84.27	50.527	9
10	40	C	4 Henry ROSS	Yamaha R6 -	9	7:44.549	14.277	0.142	84.24	49.933	7
11	169		6 Gareth CUNNINGHAM	Yamaha R6 - Burnham cars ltd	9	7:45.772	15.500	1.223	84.02	50.538	8
12	35		7 Kai DICKINSON	Kawasaki ZX636 -	9	7:45.935	15.663	0.163	83.99	49.991	9
13	14	C	5 Jack MUIR	Kawasaki ZX636 -	9	7:46.258	15.986	0.323	83.93	50.207	9
14	120	C	6 James GOWER	Yamaha R6 - TeamRubyRacing	9	7:51.781	21.509	5.523	82.95	51.067	9
15	543	C	7 Stefan ELLIS	Yamaha R6 - Bespoke Bathing Company	9	7:52.918	22.646	1.137	82.75	50.975	9
16	28	C	8 Tom WALKER	Honda CBR600RR - TRW Racing	9	7:53.247	22.975	0.329	82.69	50.781	9
17	97	C	9 Edward ANSELL	- E a Ansell contractors	9	7:59.952	29.680	6.705	81.54	51.940	5
18	124	C	10 Mark STRUTT	Yamaha R6 - MPS Developments LTD	9	8:00.028	29.756	0.076	81.53	51.777	5
19	22	C	11 Toby TRUNDLE	Yamaha R6 - Harris Motorcycles / A. Harland Race S	9	8:08.052	37.780	8.024	80.19	52.623	3
20	18	C	12 Steven ASHLEY-PARRY	Yamaha R6 - Symonds auto salvage	9	8:08.419	38.147	0.367	80.13	53.086	3
21	122	C	13 Matt GATHERCOLE	Kawasaki ZX6R -	9	8:08.753	38.481	0.334	80.07	52.944	9
22	44		8 James DUTTON	Kawasaki ZX6R - AMR Motorcycles	9	8:09.242	38.970	0.489	79.99	52.887	9
23	8	EVO	2 James SEATH	Triumph DAYTONA 675R - Ovenden Earthmoving	9	8:21.413	51.141	12.171	78.05	52.967	8
24	13	C	14 Blake DIDWELL	Kawasaki ZX6R - Black Widow Exhausts   Double Bl	8	7:31.136	1 Lap	1 Lap	77.11	55.010	5
25	525		9 Andrew SEDDON	Suzuki GSXR 600 - Marsh & Chalfont	8	7:33.123	1 Lap	1.987	76.77	55.121	7

#### NOT CLASSIFIED

DNF	5		Edgar MACHADO	Yamaha R6 -	1	1:09.897	8 Laps	7 Laps	62.21		
-----	---	--	---------------	-------------	---	----------	--------	--------	-------	--	--

#### FASTEST LAP

36			Harry FOWLE	Yamaha R6 - HF Refinishing Racing	6	49.069			88.62 mph	142.62 kph
661	EVO		Cameron HARRIS	Triumph 675R - Harris / Tony Scott Motorsport	6	49.298			88.21 mph	141.96 kph
38	C		Robbie PARK	Triumph 675 R - Mom	5	49.813			87.29 mph	140.49 kph

Class - 92.5% of Race Speed = 80.39 mph  
 Class EVO - 92.5% of Race Speed = 79.93 mph  
 Class C - 92.5% of Race Speed = 78.80 mph

Weather / Track : Cloudy / Dry

These results are provisional until the conclusion of any judicial and technical matters.

Race Distance: 9 Laps / 10.87 miles  
 Brands Hatch Indy: 1.2079 miles  
 Date: 30/09/2023 Start: 17:23 Finish: 17:30

Clerk Of Course :	Stewards :	Timekeeper : <i>Craig Smith</i>
-------------------	------------	------------------------------------

Results can be found at [www.tsl-timing.com](http://www.tsl-timing.com)

Printed - 17:32 Saturday, 30 September 2023



# BMCRC - MRO Championships 2023 - Rnd 8 @ Brands Hatch Indy

## DART Motorsport MRO 600 inc Clubman 600 & GP2/EVO

### RACE 17 - LAP CHART

LAP 1 @ 17:24:14.862		
NO	BEHIND	LAP TIME

36		54.795
51	0.481	55.276
134	0.654	55.449
661	0.977	55.772
961	1.274	56.069
212	1.844	56.639
24	1.926	56.721
38	2.287	57.082
91	2.785	57.580
35	3.549	58.344
14	3.685	58.480
169	3.708	58.503
40	3.860	58.655
543	4.045	58.840
120	4.715	59.510
97	5.516	1:00.311
22	5.597	1:00.392
124	5.757	1:00.552
28	5.922	1:00.717
18	6.608	1:01.403
122	6.899	1:01.694
44	7.485	1:02.280
13	8.879	1:03.674
8	9.221	1:04.016
525	9.829	1:04.624
5	15.102	1:09.897

LAP 2 @ 17:25:04.543		
NO	BEHIND	LAP TIME

36		49.681
51	0.881	50.081
134	0.986	50.013
661	1.365	50.069
961	2.350	50.757
212	2.515	50.352
24	2.726	50.481
38	3.208	50.602
91	4.780	51.676
35	5.270	51.402
169	5.379	51.352
14	5.828	51.824
40	5.918	51.739
120	7.406	52.372
543	7.699	53.335
97	8.787	52.952
28	8.935	52.694
124	9.221	53.145
22	9.597	53.681
18	10.270	53.343
122	10.961	53.743
44	11.717	53.913
13	15.105	55.907
8	15.430	55.890
525	15.941	55.793

LAP 3 @ 17:25:53.940		
NO	BEHIND	LAP TIME

36		49.397
51	1.295	49.811
134	1.388	49.799
661	1.738	49.770
961	3.370	50.417

212	3.716	50.598
24	4.037	50.708
38	4.224	50.413
91	6.366	50.983
169	6.757	50.775
35	7.190	51.317
40	7.265	50.744
14	7.824	51.393
120	9.457	51.448
543	10.057	51.755
97	12.202	52.812
28	12.296	52.758
124	12.443	52.619
22	12.823	52.623
18	13.959	53.086
122	15.122	53.558
44	15.695	53.375
13	21.430	55.722
8	21.763	55.730
525	22.380	55.836

LAP 4 @ 17:26:43.315		
NO	BEHIND	LAP TIME

36		49.375
51	1.423	49.503
134	1.498	49.485
661	1.917	49.554
212	4.123	49.782
961	4.847	50.852
24	5.184	50.522
38	5.226	50.377
91	7.698	50.707
169	8.419	51.037
35	8.835	51.020
40	8.886	50.996
14	9.146	50.697
120	11.449	51.367
543	12.735	52.053
28	14.360	51.439
97	15.287	52.460
124	15.887	52.819
22	16.827	53.379
18	18.322	53.738
122	19.479	53.732
44	19.762	53.442
13	27.340	55.285
8	27.818	55.430
525	28.962	55.957

LAP 5 @ 17:27:32.474		
NO	BEHIND	LAP TIME

36		49.159
51	1.724	49.460
134	1.814	49.475
661	2.193	49.435
212	4.605	49.641
961	5.779	50.091
38	5.880	49.813
24	6.459	50.434
91	9.310	50.771
169	10.303	51.043
40	10.517	50.790
14	11.010	51.023
35	11.208	51.532
120	13.567	51.277

543	15.267	51.691
28	16.296	51.095
97	18.068	51.940
124	18.505	51.777
22	20.938	53.270
18	22.342	53.179
122	23.573	53.253
44	24.007	53.404
13	33.191	55.010
8	33.665	55.006
525	34.941	55.138

LAP 6 @ 17:28:21.543		
NO	BEHIND	LAP TIME

36		49.069
51	2.015	49.360
134	2.129	49.384
661	2.422	49.298
212	5.305	49.769
961	6.527	49.817
38	6.736	49.925
24	7.917	50.527
91	11.002	50.761
40	12.011	50.563
169	12.303	51.069
35	13.189	51.050
14	13.257	51.316
120	16.082	51.584
543	17.960	51.762
28	18.518	51.291
97	21.027	52.028
124	21.366	51.930
22	25.517	53.648
18	26.496	53.223
122	27.697	53.193
44	28.072	53.134
13	39.309	55.187
8	39.436	54.840
525	41.188	55.316

LAP 7 @ 17:29:10.836		
NO	BEHIND	LAP TIME

36		49.293
51	2.215	49.493
134	2.275	49.439
661	2.830	49.701
212	5.572	49.560
961	6.884	49.650
38	7.489	50.046
24	9.184	50.560
91	12.475	50.766
40	12.651	49.933
169	13.652	50.642
35	14.454	50.558
14	14.534	50.570
120	18.524	51.735
543	19.831	51.164
28	20.322	51.097
97	23.990	52.256
124	24.386	52.313
22	29.969	53.745
18	30.794	53.591
122	31.937	53.533
44	32.418	53.639
8	44.130	53.987

LAP 8 @ 17:30:00.240		
NO	BEHIND	LAP TIME

36		49.404
51	2.168	49.357
134	2.252	49.381
661	2.853	49.427
212	5.985	49.817
961	7.392	49.912
38	8.232	50.147
24	10.515	50.735
91	13.707	50.636
40	13.860	50.613
169	14.786	50.538
35	15.771	50.721
14	15.878	50.748
120	20.541	51.421
543	21.770	51.343
28	22.293	51.375
97	27.131	52.545
124	27.692	52.710
22	34.206	53.641
18	35.135	53.745
122	35.636	53.103
44	36.182	53.168
8	47.693	52.967

LAP 9 @ 17:30:50.339		
NO	BEHIND	LAP TIME

36		50.099
13	1 Lap	55.038
51	1.580	49.511
134	1.693	49.540
661	2.595	49.841
525	1 Lap	55.338
212	5.724	49.838
961	7.048	49.755
38	9.109	50.976
24	11.231	50.815
91	14.135	50.527
40	14.277	50.516
169	15.500	50.813
35	15.663	49.991
14	15.986	50.207
120	21.509	51.067
543	22.646	50.975
28	22.975	50.781
97	29.680	52.648
124	29.756	52.163
22	37.780	53.673
18	38.147	53.111
122	38.481	52.944
44	38.970	52.887
8	51.141	53.547



# BMCRC - MRO Championships 2023 - Rnd 8 @ Brands Hatch Indy

## DART Motorsport MRO 600 inc Clubman 600 & GP2/EVO

### RACE 17 - POSITION CHART

No	Name	Lap Pos												
			1	2	3	4	5	6	7	8	9			
36	FOWLE	1	36	36	36	36	36	36	36	36	36	36	36	36
51	CLARKE	2	51	51	51	51	51	51	51	51	51	51	51	51
661	HARRIS	3	134	134	134	134	134	134	134	134	134	134	134	134
212	PALLET	4	661	661	661	661	661	661	661	661	661	661	661	661
134	GILBERT	5	961	961	961	212	212	212	212	212	212	212	212	212
961	SIM	6	212	212	212	961	961	961	961	961	961	961	961	961
38	PARK	7	24	24	24	24	38	38	38	38	38	38	38	38
91	HIRST	8	38	38	38	38	24	24	24	24	24	24	24	24
169	CUNNINGHAM	9	91	91	91	91	91	91	91	91	91	91	91	91
24	MANLEY	10	35	35	169	169	169	40	40	40	40	40	40	40
35	DICKINSON	11	14	169	35	35	40	169	169	169	169	169	169	169
14	MUIR	12	169	14	40	40	14	35	35	35	35	35	35	35
40	ROSS	13	40	40	14	14	35	14	14	14	14	14	14	14
543	ELLIS	14	543	120	120	120	120	120	120	120	120	120	120	120
120	GOWER	15	120	543	543	543	543	543	543	543	543	543	543	543
124	STRUTT	16	97	97	97	28	28	28	28	28	28	28	28	28
97	ANSELL	17	22	28	28	97	97	97	97	97	97	97	97	97
122	GATHERCOLE	18	124	124	124	124	124	124	124	124	124	124	124	124
22	TRUNDLE	19	28	22	22	22	22	22	22	22	22	22	22	22
18	ASHLEY-PARRY	20	18	18	18	18	18	18	18	18	18	18	18	18
8	SEATH	21	122	122	122	122	122	122	122	122	122	122	122	122
44	DUTTON	22	44	44	44	44	44	44	44	44	44	44	44	44
13	DIDWELL	23	13	13	13	13	13	13	8	8	8	8	8	8
525	SEDDON	24	8	8	8	8	8	8	8	13	13	13	13	13
5	MACHADO	25	525	525	525	525	525	525	525	525	525	525	525	525
28	WALKER	26	5											

# BMCRC - MRO Championships 2023 - Rnd 8 @ Brands Hatch Indy

## DART Motorsport MRO 600 inc Clubman 600 & GP2/EVO

### RACE 17 - SECTOR ANALYSIS



SECTOR 1 = FL to I1, SECTOR 2 = I1 to FL, DIFF = Difference To Personal Best Lap, P = Crossed Finish Line in Pit Lane, D = Time Disallowed

P1 36		Harry FOWLE		Yamaha R6 - HF Refinishing Racing			
IDEAL LAP TIME : 49.006		BEST LAP TIME : 49.069		DIFFERENCE : 0.063			
LAP	SECTOR 1	SECTOR 2	LAP TIME	MPH	DIFF	TIME OF DAY	
1 -		20.119	54.795	79.36	5.726	17:24:14.862	
2 -	29.684	19.997	49.681	87.53	0.612	17:25:04.543	
3 -	29.441	19.956	49.397	88.03	0.328	17:25:53.940	
4 -	29.459	19.916	49.375	88.07	0.306	17:26:43.315	
5 -	29.298	<b>19.861</b>	49.159 (2)	88.45	0.090	17:27:32.474	
6 -	<b>29.145</b>	19.924	<b>49.069 (1)</b>	<b>88.62</b>		<b>17:28:21.543</b>	
7 -	29.377	19.916	49.293 (3)	88.21	0.224	17:29:10.836	
8 -	29.428	19.976	49.404	88.02	0.335	17:30:00.240	
9 -	29.869	20.230	50.099	86.80	1.030	17:30:50.339	

P2 51		Ross CLARKE		Kawasaki ZX600RR - RC Farriery Racing			
IDEAL LAP TIME : 49.294		BEST LAP TIME : 49.357		DIFFERENCE : 0.063			
LAP	SECTOR 1	SECTOR 2	LAP TIME	MPH	DIFF	TIME OF DAY	
1 -		20.168	55.276	78.67	5.919	17:24:15.343	
2 -	30.028	20.053	50.081	86.83	0.724	17:25:05.424	
3 -	29.807	20.004	49.811	87.30	0.454	17:25:55.235	
4 -	29.601	19.902	49.503	87.84	0.146	17:26:44.738	
5 -	29.523	19.937	49.460 (3)	87.92	0.103	17:27:34.198	
6 -	29.507	19.853	49.360 (2)	88.09	0.003	17:28:23.558	
7 -	29.703	<b>19.790</b>	49.493	87.86	0.136	17:29:13.051	
8 -	29.548	19.809	<b>49.357 (1)</b>	<b>88.10</b>		<b>17:30:02.408</b>	
9 -	<b>29.504</b>	20.007	49.511	87.83	0.154	17:30:51.919	

P3 134		Donald GILBERT		Kawasaki ZX6R - S and N tyres			
IDEAL LAP TIME : 49.323		BEST LAP TIME : 49.381		DIFFERENCE : 0.058			
LAP	SECTOR 1	SECTOR 2	LAP TIME	MPH	DIFF	TIME OF DAY	
1 -		20.007	55.449	78.42	6.068	17:24:15.516	
2 -	30.166	19.847	50.013	86.94	0.632	17:25:05.529	
3 -	29.880	19.919	49.799	87.32	0.418	17:25:55.328	
4 -	29.730	19.755	49.485	87.87	0.104	17:26:44.813	
5 -	29.710	19.765	49.475	87.89	0.094	17:27:34.288	
6 -	29.640	19.744	49.384 (2)	88.05	0.003	17:28:23.672	
7 -	29.744	<b>19.695</b>	49.439 (3)	87.95	0.058	17:29:13.111	
8 -	<b>29.628</b>	19.753	<b>49.381 (1)</b>	<b>88.06</b>		<b>17:30:02.492</b>	
9 -	29.726	19.814	49.540	87.77	0.159	17:30:52.032	

P4 661 EVO		Cameron HARRIS		Triumph 675R - Harris / Tony Scott Motorsport			
IDEAL LAP TIME : 49.277		BEST LAP TIME : 49.298		DIFFERENCE : 0.021			
LAP	SECTOR 1	SECTOR 2	LAP TIME	MPH	DIFF	TIME OF DAY	
1 -		20.188	55.772	77.97	6.474	17:24:15.839	
2 -	29.997	20.072	50.069	86.85	0.771	17:25:05.908	
3 -	29.679	20.091	49.770	87.37	0.472	17:25:55.678	
4 -	29.513	20.041	49.554	87.75	0.256	17:26:45.232	
5 -	29.470	19.965	49.435 (3)	87.96	0.137	17:27:34.667	
6 -	<b>29.454</b>	19.844	<b>49.298 (1)</b>	<b>88.21</b>		<b>17:28:23.965</b>	
7 -	29.667	20.034	49.701	87.49	0.403	17:29:13.666	
8 -	29.604	<b>19.823</b>	49.427 (2)	87.98	0.129	17:30:03.093	
9 -	29.740	20.101	49.841	87.24	0.543	17:30:52.934	

# BMCRC - MRO Championships 2023 - Rnd 8 @ Brands Hatch Indy

## DART Motorsport MRO 600 inc Clubman 600 & GP2/EVO

### RACE 17 - SECTOR ANALYSIS



SECTOR 1 = FL to I1, SECTOR 2 = I1 to FL, DIFF = Difference To Personal Best Lap, P = Crossed Finish Line in Pit Lane, D = Time Disallowed

<b>P5</b>		<b>212</b>		<b>Matt PALLETT</b>		Kawasaki ZX636 - BDA Chartered Architects	
IDEAL LAP TIME : 49.466		BEST LAP TIME : 49.560		DIFFERENCE : 0.094			
LAP	SECTOR 1	SECTOR 2	LAP TIME	MPH	DIFF	TIME OF DAY	
1 -		20.526	56.639	76.77	7.079	17:24:16.706	
2 -	30.058	20.294	50.352	86.36	0.792	17:25:07.058	
3 -	30.288	20.310	50.598	85.94	1.038	17:25:57.656	
4 -	29.641	20.141	49.782	87.35	0.222	17:26:47.438	
5 -	29.721	<b>19.920</b>	49.641 <b>(2)</b>	87.60	0.081	17:27:37.079	
6 -	29.613	20.156	49.769 <b>(3)</b>	87.37	0.209	17:28:26.848	
7 -	<b>29.546</b>	20.014	<b>49.560 (1)</b>	<b>87.74</b>		<b>17:29:16.408</b>	
8 -	29.832	19.985	49.817	87.29	0.257	17:30:06.225	
9 -	29.559	20.279	49.838	87.25	0.278	17:30:56.063	

<b>P6</b>		<b>961</b>		<b>Jack SIM</b>		Kawasaki ZX6 R - Vanguard Motorsport, Platform Lift Engineers	
IDEAL LAP TIME : 49.588		BEST LAP TIME : 49.650		DIFFERENCE : 0.062			
LAP	SECTOR 1	SECTOR 2	LAP TIME	MPH	DIFF	TIME OF DAY	
1 -		20.165	56.069	77.55	6.419	17:24:16.136	
2 -	30.464	20.293	50.757	85.67	1.107	17:25:06.893	
3 -	30.267	20.150	50.417	86.25	0.767	17:25:57.310	
4 -	30.755	20.097	50.852	85.51	1.202	17:26:48.162	
5 -	29.979	20.112	50.091	86.81	0.441	17:27:38.253	
6 -	29.939	<b>19.878</b>	49.817 <b>(3)</b>	87.29	0.167	17:28:28.070	
7 -	<b>29.710</b>	19.940	<b>49.650 (1)</b>	<b>87.58</b>		<b>17:29:17.720</b>	
8 -	29.902	20.010	49.912	87.12	0.262	17:30:07.632	
9 -	29.836	19.919	49.755 <b>(2)</b>	87.40	0.105	17:30:57.387	

<b>P7</b>		<b>38 C</b>		<b>Robbie PARK</b>		Triumph 675 R - Mom	
IDEAL LAP TIME : 49.813		BEST LAP TIME : 49.813		DIFFERENCE : 0.000			
LAP	SECTOR 1	SECTOR 2	LAP TIME	MPH	DIFF	TIME OF DAY	
1 -		20.388	57.082	76.18	7.269	17:24:17.149	
2 -	30.422	20.180	50.602	85.93	0.789	17:25:07.751	
3 -	30.223	20.190	50.413	86.25	0.600	17:25:58.164	
4 -	30.208	20.169	50.377	86.32	0.564	17:26:48.541	
5 -	<b>29.810</b>	<b>20.003</b>	<b>49.813 (1)</b>	<b>87.29</b>		<b>17:27:38.354</b>	
6 -	29.884	20.041	49.925 <b>(2)</b>	87.10	0.112	17:28:28.279	
7 -	29.853	20.193	50.046 <b>(3)</b>	86.89	0.233	17:29:18.325	
8 -	30.021	20.126	50.147	86.71	0.334	17:30:08.472	
9 -	30.715	20.261	50.976	85.30	1.163	17:30:59.448	

<b>P8</b>		<b>24 C</b>		<b>Callum MANLEY</b>		Honda CBR600 RR - Bec's Sweets	
IDEAL LAP TIME : 50.310		BEST LAP TIME : 50.434		DIFFERENCE : 0.124			
LAP	SECTOR 1	SECTOR 2	LAP TIME	MPH	DIFF	TIME OF DAY	
1 -		20.348	56.721	76.66	6.287	17:24:16.788	
2 -	30.241	20.240	50.481 <b>(2)</b>	86.14	0.047	17:25:07.269	
3 -	30.477	20.231	50.708	85.75	0.274	17:25:57.977	
4 -	30.228	20.294	50.522 <b>(3)</b>	86.07	0.088	17:26:48.499	
5 -	30.347	<b>20.087</b>	<b>50.434 (1)</b>	<b>86.22</b>		<b>17:27:38.933</b>	
6 -	30.350	20.177	50.527	86.06	0.093	17:28:29.460	
7 -	<b>30.223</b>	20.337	50.560	86.00	0.126	17:29:20.020	
8 -	30.301	20.434	50.735	85.71	0.301	17:30:10.755	
9 -	30.481	20.334	50.815	85.57	0.381	17:31:01.570	

# BMCRC - MRO Championships 2023 - Rnd 8 @ Brands Hatch Indy

## DART Motorsport MRO 600 inc Clubman 600 & GP2/EVO

### RACE 17 - SECTOR ANALYSIS



SECTOR 1 = FL to I1, SECTOR 2 = I1 to FL, DIFF = Difference To Personal Best Lap, P = Crossed Finish Line in Pit Lane, D = Time Disallowed

<b>P9 91 C</b>		<b>Sam HIRST</b>		Kawasaki 636 - Team Valley Racing		
IDEAL LAP TIME : 50.444		BEST LAP TIME : 50.527		DIFFERENCE : 0.083		
LAP	SECTOR 1	SECTOR 2	LAP TIME	MPH	DIFF	TIME OF DAY
1 -		20.684	57.580	75.52	7.053	17:24:17.647
2 -	31.144	20.532	51.676	84.15	1.149	17:25:09.323
3 -	30.561	20.422	50.983	85.29	0.456	17:26:00.306
4 -	30.345	20.362	50.707 (3)	85.75	0.180	17:26:51.013
5 -	30.654	20.117	50.771	85.65	0.244	17:27:41.784
6 -	30.409	20.352	50.761	85.66	0.234	17:28:32.545
7 -	30.387	20.379	50.766	85.65	0.239	17:29:23.311
8 -	30.530	<b>20.106</b>	50.636 (2)	85.87	0.109	17:30:13.947
9 -	<b>30.338</b>	20.189	<b>50.527 (1)</b>	<b>86.06</b>		<b>17:31:04.474</b>

<b>P10 40 C</b>		<b>Henry ROSS</b>		Yamaha R6 -		
IDEAL LAP TIME : 49.933		BEST LAP TIME : 49.933		DIFFERENCE : 0.000		
LAP	SECTOR 1	SECTOR 2	LAP TIME	MPH	DIFF	TIME OF DAY
1 -		20.944	58.655	74.13	8.722	17:24:18.722
2 -	31.350	20.389	51.739	84.04	1.806	17:25:10.461
3 -	30.652	20.092	50.744	85.69	0.811	17:26:01.205
4 -	30.614	20.382	50.996	85.27	1.063	17:26:52.201
5 -	30.441	20.349	50.790	85.61	0.857	17:27:42.991
6 -	30.306	20.257	50.563 (3)	86.00	0.630	17:28:33.554
7 -	<b>30.048</b>	<b>19.885</b>	<b>49.933 (1)</b>	<b>87.08</b>		<b>17:29:23.487</b>
8 -	30.444	20.169	50.613	85.91	0.680	17:30:14.100
9 -	30.283	20.233	50.516 (2)	86.08	0.583	17:31:04.616

<b>P11 169</b>		<b>Gareth CUNNINGHAM</b>		Yamaha R6 - Burnham cars ltd		
IDEAL LAP TIME : 50.538		BEST LAP TIME : 50.538		DIFFERENCE : 0.000		
LAP	SECTOR 1	SECTOR 2	LAP TIME	MPH	DIFF	TIME OF DAY
1 -		20.943	58.503	74.33	7.965	17:24:18.570
2 -	30.948	20.404	51.352	84.68	0.814	17:25:09.922
3 -	30.478	20.297	50.775 (3)	85.64	0.237	17:26:00.697
4 -	30.829	20.208	51.037	85.20	0.499	17:26:51.734
5 -	30.782	20.261	51.043	85.19	0.505	17:27:42.777
6 -	30.600	20.469	51.069	85.15	0.531	17:28:33.846
7 -	30.420	20.222	50.642 (2)	85.86	0.104	17:29:24.488
8 -	<b>30.363</b>	<b>20.175</b>	<b>50.538 (1)</b>	<b>86.04</b>		<b>17:30:15.026</b>
9 -	30.421	20.392	50.813	85.58	0.275	17:31:05.839

<b>P12 35</b>		<b>Kai DICKINSON</b>		Kawasaki ZX636 -		
IDEAL LAP TIME : 49.991		BEST LAP TIME : 49.991		DIFFERENCE : 0.000		
LAP	SECTOR 1	SECTOR 2	LAP TIME	MPH	DIFF	TIME OF DAY
1 -		20.955	58.344	74.53	8.353	17:24:18.411
2 -	30.740	20.662	51.402	84.59	1.411	17:25:09.813
3 -	30.796	20.521	51.317	84.74	1.326	17:26:01.130
4 -	30.435	20.585	51.020	85.23	1.029	17:26:52.150
5 -	30.783	20.749	51.532	84.38	1.541	17:27:43.682
6 -	30.446	20.604	51.050	85.18	1.059	17:28:34.732
7 -	30.188	20.370	50.558 (2)	86.01	0.567	17:29:25.290
8 -	30.433	20.288	50.721 (3)	85.73	0.730	17:30:16.011
9 -	<b>29.850</b>	<b>20.141</b>	<b>49.991 (1)</b>	<b>86.98</b>		<b>17:31:06.002</b>

# BMCRC - MRO Championships 2023 - Rnd 8 @ Brands Hatch Indy

## DART Motorsport MRO 600 inc Clubman 600 & GP2/EVO

### RACE 17 - SECTOR ANALYSIS



SECTOR 1 = FL to I1, SECTOR 2 = I1 to FL, DIFF = Difference To Personal Best Lap, P = Crossed Finish Line in Pit Lane, D = Time Disallowed

P13 14 C		Jack MUIR		Kawasaki ZX636 -			
IDEAL LAP TIME : 50.207		BEST LAP TIME : 50.207		DIFFERENCE : 0.000			
LAP	SECTOR 1	SECTOR 2	LAP TIME	MPH	DIFF	TIME OF DAY	
1 -		20.998	58.480	74.36	8.273	17:24:18.547	
2 -	31.317	20.507	51.824	83.91	1.617	17:25:10.371	
3 -	31.265	20.128	51.393	84.61	1.186	17:26:01.764	
4 -	30.610	20.087	50.697 (3)	85.77	0.490	17:26:52.461	
5 -	30.670	20.353	51.023	85.22	0.816	17:27:43.484	
6 -	30.895	20.421	51.316	84.74	1.109	17:28:34.800	
7 -	30.385	20.185	50.570 (2)	85.99	0.363	17:29:25.370	
8 -	30.640	20.108	50.748	85.69	0.541	17:30:16.118	
9 -	<b>30.316</b>	<b>19.891</b>	<b>50.207 (1)</b>	<b>86.61</b>		<b>17:31:06.325</b>	

P14 120 C		James GOWER		Yamaha R6 - TeamRubyRacing			
IDEAL LAP TIME : 51.067		BEST LAP TIME : 51.067		DIFFERENCE : 0.000			
LAP	SECTOR 1	SECTOR 2	LAP TIME	MPH	DIFF	TIME OF DAY	
1 -		21.066	59.510	73.07	8.443	17:24:19.577	
2 -	31.760	20.612	52.372	83.03	1.305	17:25:11.949	
3 -	30.835	20.613	51.448	84.52	0.381	17:26:03.397	
4 -	30.864	20.503	51.367 (3)	84.65	0.300	17:26:54.764	
5 -	30.755	20.522	51.277 (2)	84.80	0.210	17:27:46.041	
6 -	30.978	20.606	51.584	84.30	0.517	17:28:37.625	
7 -	31.166	20.569	51.735	84.05	0.668	17:29:29.360	
8 -	30.808	20.613	51.421	84.56	0.354	17:30:20.781	
9 -	<b>30.730</b>	<b>20.337</b>	<b>51.067 (1)</b>	<b>85.15</b>		<b>17:31:11.848</b>	

P15 543 C		Stefan ELLIS		Yamaha R6 - Bespoke Bathing Company			
IDEAL LAP TIME : 50.975		BEST LAP TIME : 50.975		DIFFERENCE : 0.000			
LAP	SECTOR 1	SECTOR 2	LAP TIME	MPH	DIFF	TIME OF DAY	
1 -		20.858	58.840	73.90	7.865	17:24:18.907	
2 -	32.548	20.787	53.335	81.53	2.360	17:25:12.242	
3 -	31.135	20.620	51.755	84.02	0.780	17:26:03.997	
4 -	31.418	20.635	52.053	83.54	1.078	17:26:56.050	
5 -	31.310	20.381	51.691	84.12	0.716	17:27:47.741	
6 -	31.160	20.602	51.762	84.01	0.787	17:28:39.503	
7 -	30.774	20.390	51.164 (2)	84.99	0.189	17:29:30.667	
8 -	30.922	20.421	51.343 (3)	84.69	0.368	17:30:22.010	
9 -	<b>30.724</b>	<b>20.251</b>	<b>50.975 (1)</b>	<b>85.30</b>		<b>17:31:12.985</b>	

P16 28 C		Tom WALKER		Honda CBR600RR - TRW Racing			
IDEAL LAP TIME : 50.665		BEST LAP TIME : 50.781		DIFFERENCE : 0.116			
LAP	SECTOR 1	SECTOR 2	LAP TIME	MPH	DIFF	TIME OF DAY	
1 -		21.077	1:00.717	71.62	9.936	17:24:20.784	
2 -	31.736	20.958	52.694	82.52	1.913	17:25:13.478	
3 -	31.812	20.946	52.758	82.42	1.977	17:26:06.236	
4 -	30.865	20.574	51.439	84.53	0.658	17:26:57.675	
5 -	30.833	20.262	51.095 (2)	85.10	0.314	17:27:48.770	
6 -	30.917	20.374	51.291	84.78	0.510	17:28:40.061	
7 -	30.948	<b>20.149</b>	51.097 (3)	85.10	0.316	17:29:31.158	
8 -	30.780	20.595	51.375	84.64	0.594	17:30:22.533	
9 -	<b>30.516</b>	20.265	<b>50.781 (1)</b>	<b>85.63</b>		<b>17:31:13.314</b>	

# BMCRC - MRO Championships 2023 - Rnd 8 @ Brands Hatch Indy

## DART Motorsport MRO 600 inc Clubman 600 & GP2/EVO

### RACE 17 - SECTOR ANALYSIS



SECTOR 1 = FL to I1, SECTOR 2 = I1 to FL, DIFF = Difference To Personal Best Lap, P = Crossed Finish Line in Pit Lane, D = Time Disallowed

P17 97 C		Edward ANSELL		- E a Ansell contractors		
IDEAL LAP TIME : 51.924		BEST LAP TIME : 51.940		DIFFERENCE : 0.016		
LAP	SECTOR 1	SECTOR 2	LAP TIME	MPH	DIFF	TIME OF DAY
1 -		21.500	1:00.311	72.10	8.371	17:24:20.378
2 -	32.011	20.941	52.952	82.12	1.012	17:25:13.330
3 -	31.840	20.972	52.812	82.34	0.872	17:26:06.142
4 -	31.599	20.861	52.460	82.89	0.520	17:26:58.602
5 -	31.212	<b>20.728</b>	<b>51.940 (1)</b>	<b>83.72</b>		<b>17:27:50.542</b>
6 -	<b>31.196</b>	20.832	52.028 (2)	83.58	0.088	17:28:42.570
7 -	31.439	20.817	52.256 (3)	83.21	0.316	17:29:34.826
8 -	31.751	20.794	52.545	82.75	0.605	17:30:27.371
9 -	31.447	21.201	52.648	82.59	0.708	17:31:20.019

P18 124 C		Mark STRUTT		Yamaha R6 - MPS Developments LTD		
IDEAL LAP TIME : 51.765		BEST LAP TIME : 51.777		DIFFERENCE : 0.012		
LAP	SECTOR 1	SECTOR 2	LAP TIME	MPH	DIFF	TIME OF DAY
1 -		21.447	1:00.552	71.81	8.775	17:24:20.619
2 -	31.984	21.161	53.145	81.82	1.368	17:25:13.764
3 -	31.668	20.951	52.619	82.64	0.842	17:26:06.383
4 -	31.438	21.381	52.819	82.33	1.042	17:26:59.202
5 -	30.963	<b>20.814</b>	<b>51.777 (1)</b>	<b>83.98</b>		<b>17:27:50.979</b>
6 -	<b>30.951</b>	20.979	51.930 (2)	83.73	0.153	17:28:42.909
7 -	31.343	20.970	52.313	83.12	0.536	17:29:35.222
8 -	31.599	21.111	52.710	82.50	0.933	17:30:27.932
9 -	31.164	20.999	52.163 (3)	83.36	0.386	17:31:20.095

P19 22 C		Toby TRUNDLE		Yamaha R6 - Harris Motorcycles / A. Harland Race Services		
IDEAL LAP TIME : 52.548		BEST LAP TIME : 52.623		DIFFERENCE : 0.075		
LAP	SECTOR 1	SECTOR 2	LAP TIME	MPH	DIFF	TIME OF DAY
1 -		21.418	1:00.392	72.00	7.769	17:24:20.459
2 -	32.817	<b>20.864</b>	53.681	81.00	1.058	17:25:14.140
3 -	<b>31.684</b>	20.939	<b>52.623 (1)</b>	<b>82.63</b>		<b>17:26:06.763</b>
4 -	32.381	20.998	53.379 (3)	81.46	0.756	17:27:00.142
5 -	32.279	20.991	53.270 (2)	81.63	0.647	17:27:53.412
6 -	32.413	21.235	53.648	81.05	1.025	17:28:47.060
7 -	32.449	21.296	53.745	80.91	1.122	17:29:40.805
8 -	32.586	21.055	53.641	81.06	1.018	17:30:34.446
9 -	32.520	21.153	53.673	81.02	1.050	17:31:28.119

P20 18 C		Steven ASHLEY-PARRY		Yamaha R6 - Symonds auto salvage		
IDEAL LAP TIME : 52.876		BEST LAP TIME : 53.086		DIFFERENCE : 0.210		
LAP	SECTOR 1	SECTOR 2	LAP TIME	MPH	DIFF	TIME OF DAY
1 -		21.772	1:01.403	70.82	8.317	17:24:21.470
2 -	32.273	21.070	53.343	81.52	0.257	17:25:14.813
3 -	<b>31.977</b>	21.109	<b>53.086 (1)</b>	<b>81.91</b>		<b>17:26:07.899</b>
4 -	32.579	21.159	53.738	80.92	0.652	17:27:01.637
5 -	32.250	20.929	53.179 (3)	81.77	0.093	17:27:54.816
6 -	32.301	20.922	53.223	81.70	0.137	17:28:48.039
7 -	32.531	21.060	53.591	81.14	0.505	17:29:41.630
8 -	32.707	21.038	53.745	80.91	0.659	17:30:35.375
9 -	32.212	<b>20.899</b>	53.111 (2)	81.87	0.025	17:31:28.486

# BMCRC - MRO Championships 2023 - Rnd 8 @ Brands Hatch Indy

## DART Motorsport MRO 600 inc Clubman 600 & GP2/EVO

### RACE 17 - SECTOR ANALYSIS



SECTOR 1 = FL to I1, SECTOR 2 = I1 to FL, DIFF = Difference To Personal Best Lap, P = Crossed Finish Line in Pit Lane, D = Time Disallowed

P21 122 C		Matt GATHERCOLE		Kawasaki ZX6R -			
IDEAL LAP TIME : 52.944		BEST LAP TIME : 52.944		DIFFERENCE : 0.000			
LAP	SECTOR 1	SECTOR 2	LAP TIME	MPH	DIFF	TIME OF DAY	
1 -		21.659	1:01.694	70.48	8.750	17:24:21.761	
2 -	32.543	21.200	53.743	80.91	0.799	17:25:15.504	
3 -	32.186	21.372	53.558	81.19	0.614	17:26:09.062	
4 -	32.459	21.273	53.732	80.93	0.788	17:27:02.794	
5 -	32.133	21.120	53.253	81.65	0.309	17:27:56.047	
6 -	32.074	21.119	53.193 (3)	81.75	0.249	17:28:49.240	
7 -	32.522	21.011	53.533	81.23	0.589	17:29:42.773	
8 -	32.121	20.982	53.103 (2)	81.88	0.159	17:30:35.876	
9 -	<b>31.999</b>	<b>20.945</b>	<b>52.944 (1)</b>	<b>82.13</b>		<b>17:31:28.820</b>	

P22 44		James DUTTON		Kawasaki ZX6R - AMR Motorcycles			
IDEAL LAP TIME : 52.887		BEST LAP TIME : 52.887		DIFFERENCE : 0.000			
LAP	SECTOR 1	SECTOR 2	LAP TIME	MPH	DIFF	TIME OF DAY	
1 -		21.860	1:02.280	69.82	9.393	17:24:22.347	
2 -	32.620	21.293	53.913	80.65	1.026	17:25:16.260	
3 -	32.162	21.213	53.375	81.47	0.488	17:26:09.635	
4 -	32.183	21.259	53.442	81.37	0.555	17:27:03.077	
5 -	32.167	21.237	53.404	81.42	0.517	17:27:56.481	
6 -	32.085	21.049	53.134 (2)	81.84	0.247	17:28:49.615	
7 -	32.387	21.252	53.639	81.07	0.752	17:29:43.254	
8 -	32.024	21.144	53.168 (3)	81.78	0.281	17:30:36.422	
9 -	<b>31.931</b>	<b>20.956</b>	<b>52.887 (1)</b>	<b>82.22</b>		<b>17:31:29.309</b>	

P23 8 EVO		James SEATH		Triumph DAYTONA 675R - Ovenden Earthmoving			
IDEAL LAP TIME : 52.967		BEST LAP TIME : 52.967		DIFFERENCE : 0.000			
LAP	SECTOR 1	SECTOR 2	LAP TIME	MPH	DIFF	TIME OF DAY	
1 -		22.180	1:04.016	67.92	11.049	17:24:24.083	
2 -	33.939	21.951	55.890	77.80	2.923	17:25:19.973	
3 -	33.619	22.111	55.730	78.02	2.763	17:26:15.703	
4 -	33.299	22.131	55.430	78.45	2.463	17:27:11.133	
5 -	33.129	21.877	55.006	79.05	2.039	17:28:06.139	
6 -	33.028	21.812	54.840	79.29	1.873	17:29:00.979	
7 -	32.746	21.241	53.987 (3)	80.54	1.020	17:29:54.966	
8 -	<b>31.907</b>	<b>21.060</b>	<b>52.967 (1)</b>	<b>82.10</b>		<b>17:30:47.933</b>	
9 -	32.220	21.327	53.547 (2)	81.21	0.580	17:31:41.480	

P24 13 C		Blake DIDWELL		Kawasaki ZX6R - Black Widow Exhausts   Double Blitz			
IDEAL LAP TIME : 54.873		BEST LAP TIME : 55.010		DIFFERENCE : 0.137			
LAP	SECTOR 1	SECTOR 2	LAP TIME	MPH	DIFF	TIME OF DAY	
1 -		22.228	1:03.674	68.29	8.664	17:24:23.741	
2 -	33.934	21.973	55.907	77.78	0.897	17:25:19.648	
3 -	33.690	22.032	55.722	78.04	0.712	17:26:15.370	
4 -	33.403	21.882	55.285	78.65	0.275	17:27:10.655	
5 -	33.314	<b>21.696</b>	<b>55.010 (1)</b>	<b>79.05</b>		<b>17:28:05.665</b>	
6 -	33.362	21.825	55.187 (3)	78.79	0.177	17:29:00.852	
7 -	33.485	21.828	55.313	78.61	0.303	17:29:56.165	
8 -	<b>33.177</b>	21.861	55.038 (2)	79.01	0.028	17:30:51.203	

# BMCRC - MRO Championships 2023 - Rnd 8 @ Brands Hatch Indy

## DART Motorsport MRO 600 inc Clubman 600 & GP2/EVO

### RACE 17 - SECTOR ANALYSIS



SECTOR 1 = FL to I1, SECTOR 2 = I1 to FL, DIFF = Difference To Personal Best Lap, P = Crossed Finish Line in Pit Lane, D = Time Disallowed

<b>P25</b>		<b>525</b>		<b>Andrew SEDDON</b>		Suzuki GSXR 600 - Marsh & Chalfont	
IDEAL LAP TIME : 54.830		BEST LAP TIME : 55.121		DIFFERENCE : 0.291			
LAP	SECTOR 1	SECTOR 2	LAP TIME	MPH	DIFF	TIME OF DAY	
1 -		22.397	1:04.624	67.29	9.503	17:24:24.691	
2 -	33.586	22.207	55.793	77.94	0.672	17:25:20.484	
3 -	33.587	22.249	55.836	77.88	0.715	17:26:16.320	
4 -	33.546	22.411	55.957	77.71	0.836	17:27:12.277	
5 -	33.308	21.830	55.138 (2)	78.86	0.017	17:28:07.415	
6 -	<b>33.088</b>	22.228	55.316 (3)	78.61	0.195	17:29:02.731	
7 -	33.379	<b>21.742</b>	<b>55.121 (1)</b>	<b>78.89</b>		<b>17:29:57.852</b>	
8 -	33.110	22.228	55.338	78.58	0.217	17:30:53.190	

<b>P26</b>		<b>5</b>		<b>Edgar MACHADO</b>		Yamaha R6 -	
IDEAL LAP TIME : 1:06.384		BEST LAP TIME :		DIFFERENCE :			
LAP	SECTOR 1	SECTOR 2	LAP TIME	MPH	DIFF	TIME OF DAY	
1 -		<b>24.526</b>	1:09.897	62.21		17:24:29.964	



# BMCRC - MRO Championships 2023 - Rnd 8 @ Brands Hatch Indy

## DART Motorsport MRO 600 inc Clubman 600 & GP2/EVO

### RACE 17 - BEST SECTORS

SECTOR 1			SECTOR 2			IDEAL / BEST COMPARISON						
POS	NO	NAME	TIME	NO	NAME	TIME	POS	NO	NAME	IDEAL	BEST	DIFF
									<b>PERFECT LAP</b>	<b>48.840</b>		
1	36	FOWLE	29.145	134	GILBERT	19.695	1	36	FOWLE	49.006	49.069	0.063
2	661	HARRIS	29.454	51	CLARKE	19.790	2	661	HARRIS	49.277	49.298	0.021
3	51	CLARKE	29.504	661	HARRIS	19.823	3	51	CLARKE	49.294	49.357	0.063
4	212	PALLET	29.546	36	FOWLE	19.861	4	134	GILBERT	49.323	49.381	0.058
5	134	GILBERT	29.628	961	SIM	19.878	5	212	PALLET	49.466	49.560	0.094
6	961	SIM	29.710	40	ROSS	19.885	6	961	SIM	49.588	49.650	0.062
7	38	PARK	29.810	14	MUIR	19.891	7	38	PARK	49.813	49.813	0.000
8	35	DICKINSON	29.850	212	PALLET	19.920	8	40	ROSS	49.933	49.933	0.000
9	40	ROSS	30.048	38	PARK	20.003	9	35	DICKINSON	49.991	49.991	0.000
10	24	MANLEY	30.223	24	MANLEY	20.087	10	14	MUIR	50.207	50.207	0.000
11	14	MUIR	30.316	91	HIRST	20.106	11	24	MANLEY	50.310	50.434	0.124
12	91	HIRST	30.338	35	DICKINSON	20.141	12	91	HIRST	50.444	50.527	0.083
13	169	CUNNINGHAM	30.363	28	WALKER	20.149	13	169	CUNNINGHAM	50.538	50.538	0.000
14	28	WALKER	30.516	169	CUNNINGHAM	20.175	14	28	WALKER	50.665	50.781	0.116
15	543	ELLIS	30.724	543	ELLIS	20.251	15	543	ELLIS	50.975	50.975	0.000
16	120	GOWER	30.730	120	GOWER	20.337	16	120	GOWER	51.067	51.067	0.000
17	124	STRUTT	30.951	97	ANSELL	20.728	17	124	STRUTT	51.765	51.777	0.012
18	97	ANSELL	31.196	124	STRUTT	20.814	18	97	ANSELL	51.924	51.940	0.016
19	22	TRUNDLE	31.684	22	TRUNDLE	20.864	19	22	TRUNDLE	52.548	52.623	0.075
20	8	SEATH	31.907	18	ASHLEY-PARRY	20.899	20	18	ASHLEY-PARRY	52.876	53.086	0.210
21	44	DUTTON	31.931	122	GATHERCOLE	20.945	21	44	DUTTON	52.887	52.887	0.000
22	18	ASHLEY-PARRY	31.977	44	DUTTON	20.956	22	122	GATHERCOLE	52.944	52.944	0.000
23	122	GATHERCOLE	31.999	8	SEATH	21.060	23	8	SEATH	52.967	52.967	0.000
24	525	SEDDON	33.088	13	DIDWELL	21.696	24	525	SEDDON	54.830	55.121	0.291
25	13	DIDWELL	33.177	525	SEDDON	21.742	25	13	DIDWELL	54.873	55.010	0.137
26	5	MACHADO	41.858	5	MACHADO	24.526	26	5	MACHADO	1:06.384		

# BMCRC - MRO Championships 2023 - Rnd 8 @ Brands Hatch Indy

## DART Motorsport MRO 600 inc Clubman 600 & GP2/EVO

### RACE 17 - STATISTICS

**Competitors Started** 26  
**Planned Start** 2023-09-30 @ 16:30:00.000  
**Actual Start** 2023-09-30 @ 17:23:20.066  
**Finish Time** 2023-09-30 @ 17:30:50.338  
**Track Length** 1.2079mi.  
**Total Laps** 224  
**Total Distance Covered** 270.5798mi.

#### Session Fastest Lap History

NO	CL	NAME	LAP TIME	TIME OF DAY	LAP	VEHICLE
36		Harry FOWLE	<b>49.681</b>	17:25:04.551	2	Yamaha R6
36		Harry FOWLE	<b>49.397</b>	17:25:53.948	3	Yamaha R6
36		Harry FOWLE	<b>49.375</b>	17:26:43.323	4	Yamaha R6
36		Harry FOWLE	<b>49.159</b>	17:27:32.482	5	Yamaha R6
36		Harry FOWLE	<b>49.069</b>	17:28:21.551	6	Yamaha R6

#### Session Leader History

NO	CL	NAME	FROM LAP	LAPS LED	DISTANCE	VEHICLE
36		Harry FOWLE	1	9	10.87 miles	Yamaha R6

#### Flag History

TYPE	TIME OF DAY
GREEN	17:23:20.066
FINISH	17:30:50.338

#### Flag Statistics

TYPE	COUNT	TOTAL LAPS	TOTAL TIME
Green	1	9	8:24.402
Red	0	0	0.000
Safety Car	0	0	0.000
FCY	0	0	0.000

# BMCRC - MRO Championships 2023 - Rnd 8 @ Brands Hatch Indy

## DART Motorsport MRO 600 inc Clubman 600 & GP2/EVO

### RACE 17 - STATISTICS

CLASS :

10 Starters

#### Fastest Lap History

NO	NAME	LAP TIME	TIME OF DAY	LAP	VEHICLE
36	Harry FOWLE	49.681	17:25:04.551	2	Yamaha R6
36	Harry FOWLE	49.397	17:25:53.948	3	Yamaha R6
36	Harry FOWLE	49.375	17:26:43.323	4	Yamaha R6
36	Harry FOWLE	49.159	17:27:32.482	5	Yamaha R6
36	Harry FOWLE	49.069	17:28:21.551	6	Yamaha R6

#### Leader History

NO	NAME	FROM LAP	LAPS LED	DISTANCE	VEHICLE
36	Harry FOWLE	1	9	10.87 miles	Yamaha R6

# BMCRC - MRO Championships 2023 - Rnd 8 @ Brands Hatch Indy

## DART Motorsport MRO 600 inc Clubman 600 & GP2/EVO

### RACE 17 - STATISTICS

**CLASS : C**

14 Starters

#### Fastest Lap History

NO	NAME	LAP TIME	TIME OF DAY	LAP	VEHICLE
24	Callum MANLEY	50.481	17:25:07.273	2	Honda CBR600 RR
38	Robbie PARK	50.413	17:25:58.172	3	Triumph 675 R
38	Robbie PARK	50.377	17:26:48.541	4	Triumph 675 R
38	Robbie PARK	49.813	17:27:38.362	5	Triumph 675 R

#### Leader History

NO	NAME	FROM LAP	LAPS LED	DISTANCE	VEHICLE
24	Callum MANLEY	1	4	4.83 miles	Honda CBR600 RR
38	Robbie PARK	5	5	6.03 miles	Triumph 675 R

# BMCRC - MRO Championships 2023 - Rnd 8 @ Brands Hatch Indy

## DART Motorsport MRO 600 inc Clubman 600 & GP2/EVO

### RACE 17 - STATISTICS

**CLASS : EVO**

2 Starters

#### Fastest Lap History

NO	NAME	LAP TIME	TIME OF DAY	LAP	VEHICLE
661	Cameron HARRIS	50.069	17:25:05.917	2	Triumph 675R
661	Cameron HARRIS	49.770	17:25:55.686	3	Triumph 675R
661	Cameron HARRIS	49.554	17:26:45.240	4	Triumph 675R
661	Cameron HARRIS	49.435	17:27:34.676	5	Triumph 675R
661	Cameron HARRIS	49.298	17:28:23.973	6	Triumph 675R

#### Leader History

NO	NAME	FROM LAP	LAPS LED	DISTANCE	VEHICLE
661	Cameron HARRIS	1	9	10.87 miles	Triumph 675R

**BMCRC - MRO Championships 2023 - Rnd 8 @ Brands Hatch Indy**



**DART Motorsport MRO 600 inc Clubman 600 & GP2/EVO**

**RACE 6 - GRID (11 Laps)**

ROW 10	30	29	28	32 James ROBINSON					
ROW 9	27	80 Morgan CREASEY	26	5 Edgar MACHADO	25	525 Andrew SEDDON	55.121		
ROW 8	24	13 Blake DIDWELL	55.010	23	18 Steven ASHLEY-PARRY	53.086	22	8 James SEATH	52.967
ROW 7	21	122 Matt GATHERCOLE	52.944	20	44 James DUTTON	52.887	19	22 Toby TRUNDLE	52.623
ROW 6	18	97 Edward ANSELL	51.940	17	124 Mark STRUTT	51.777	16	120 James GOWER	51.067
ROW 5	15	543 Stefan ELLIS	50.975	14	28 Tom WALKER	50.781	13	169 Gareth CUNNINGHAM	50.538
ROW 4	12	91 Sam HIRST	50.527	11	24 Callum MANLEY	50.434	10	14 Jack MUIR	50.207
ROW 3	9	35 Kai DICKINSON	49.991	8	40 Henry ROSS	49.933	7	38 Robbie PARK	49.813
ROW 2	6	961 Jack SIM	49.650	5	212 Matt PALLETT	49.560	4	134 Donald GILBERT	49.381
ROW 1	3	51 Ross CLARKE	49.357	2	661 Cameron HARRIS	49.298	1	36 Harry FOWLE	49.069
<b>Pole</b>									

Brands Hatch Indy: 1.2079 miles

These results are provisional until the conclusion of any judicial and technical matters.

Clerk Of Course :	Stewards :	Timekeeper : <i>Craig Smith</i>
-------------------	------------	------------------------------------

Results can be found at [www.tsl-timing.com](http://www.tsl-timing.com)

Printed - 17:36 Saturday, 30 September 2023



# BMCRC - MRO Championships 2023 - Rnd 8 @ Brands Hatch Indy



## DART Motorsport MRO 600 inc Clubman 600 & GP2/EVO

### RACE 6 - CLASSIFICATION

POS	NO	CL	PIC NAME	ENTRY	LAPS	TIME	GAP	DIFF	MPH	BEST	ON
1	36		1 Harry FOWLE	Yamaha R6 - HF Refinishing Racing	11	9:06.815			87.47	49.061	11
2	212		2 Matt PALLETT	Kawasaki ZX636 - BDA Chartered Architects	11	9:08.265	1.450	1.450	87.24	48.890	3
3	51		3 Ross CLARKE	Kawasaki ZX600RR - RC Farriery Racing	11	9:10.734	3.919	2.469	86.85	49.038	9
4	134		4 Donald GILBERT	Kawasaki ZX6R - S and N tyres	11	9:11.968	5.153	1.234	86.66	49.402	8
5	38	C	1 Robbie PARK	Triumph 675 R - Mom	11	9:18.178	11.363	6.210	85.69	49.872	4
6	35		5 Kai DICKINSON	Kawasaki ZX636 -	11	9:19.821	13.006	1.643	85.44	49.957	10
7	40	C	2 Henry ROSS	Yamaha R6 -	11	9:19.936	13.121	0.115	85.42	49.936	10
8	91	C	3 Sam HIRST	Kawasaki 636 - Team Valley Racing	11	9:20.641	13.826	0.705	85.32	50.012	9
9	14	C	4 Jack MUIR	Kawasaki ZX636 -	11	9:22.267	15.452	1.626	85.07	49.978	4
10	169		6 Gareth CUNNINGHAM	Yamaha R6 - Burnham cars Ltd	11	9:22.470	15.655	0.203	85.04	50.148	6
11	120	C	5 James GOWER	Yamaha R6 - TeamRubyRacing	11	9:25.136	18.321	2.666	84.64	50.346	4
12	543	C	6 Stefan ELLIS	Yamaha R6 - Bespoke Bathing Company	11	9:29.090	22.275	3.954	84.05	50.611	4
13	28	C	7 Tom WALKER	Honda CBR600RR - TRW Racing	11	9:36.672	29.857	7.582	82.94	50.807	3
14	32	C	8 James ROBINSON	Yamaha R6 - claire palastanga ceramics	11	9:38.591	31.776	1.919	82.67	51.512	6
15	97	C	9 Edward ANSELL	- E a Ansell contractors	11	9:38.644	31.829	0.053	82.66	51.578	10
16	122	C	10 Matt GATHERCOLE	Kawasaki ZX6R -	11	9:39.914	33.099	1.270	82.48	51.507	10
17	18	C	11 Steven ASHLEY-PARRY	Yamaha R6 - Symonds auto salvage	11	9:42.586	35.771	2.672	82.10	51.803	7
18	8	EVO	1 James SEATH	Triumph DAYTONA 675R - Ovenden Earthmoving	11	9:47.403	40.588	4.817	81.43	51.903	8
19	44		7 James DUTTON	Kawasaki ZX6R - AMR Motorcycles	11	9:55.671	48.856	8.268	80.30	52.801	5
20	525		8 Andrew SEDDON	Suzuki GSXR 600 - Marsh & Chalfont	10	9:20.340	1 Lap	1 Lap	77.60	54.560	8
21	13	C	12 Blake DIDWELL	Kawasaki ZX6R - Black Widow Exhausts   Double Bl	10	9:23.574	1 Lap	3.234	77.16	54.755	9

#### NOT CLASSIFIED

DNF	961		Jack SIM	Kawasaki ZX6 R - Vanguard Motorsport, Platform Li	10	8:20.861	1 Lap		86.82	49.261	8
DNF	661	EVO	Cameron HARRIS	Triumph 675R - Harris / Tony Scott Motorsport	5	4:13.939	6 Laps	5 Laps	85.62	48.981	4
DNF	124	C	Mark STRUTT	Yamaha R6 - MPS Developments LTD	3	2:43.231	8 Laps	2 Laps	79.92	51.376	3
DNF	24	C	Callum MANLEY	Honda CBR600 RR - Bec's Sweets	0						

#### FASTEST LAP

212			Matt PALLETT	Kawasaki ZX636 - BDA Chartered Architects	3	48.890		88.94 mph	143.14 kph
661	EVO		Cameron HARRIS	Triumph 675R - Harris / Tony Scott Motorsport	4	48.981		88.78 mph	142.87 kph
38	C		Robbie PARK	Triumph 675 R - Mom	4	49.872		87.19 mph	140.32 kph

Class - 92.5% of Race Speed = 80.90 mph  
 Class C - 92.5% of Race Speed = 79.26 mph  
 Class EVO - 92.5% of Race Speed = 75.32 mph

Weather / Track : Cloudy / Dry

These results are provisional until the conclusion of any judicial and technical matters.

Race Distance: 11 Laps / 13.28 miles

Brands Hatch Indy: 1.2079 miles

Date: 01/10/2023 Start: 11:45 Finish: 11:54

Clerk Of Course :	Stewards :	Timekeeper : <i>Craig Smith</i>
-------------------	------------	------------------------------------

Results can be found at [www.tsl-timing.com](http://www.tsl-timing.com)

Printed - 11:57 Sunday, 01 October 2023







# BMCRC - MRO Championships 2023 - Rnd 8 @ Brands Hatch Indy

## DART Motorsport MRO 600 inc Clubman 600 & GP2/EVO

### RACE 6 - POSITION CHART

No	Name	Lap Pos												
			1	2	3	4	5	6	7	8	9	10	11	
36	FOWLE	1	134	36	36	36	36	36	36	36	36	36	36	36
661	HARRIS	2	36	134	134	961	961	212	212	212	212	212	212	212
51	CLARKE	3	661	961	961	134	212	961	961	961	51	961	51	
134	GILBERT	4	961	51	212	212	134	134	134	134	961	51	134	
212	PALLET	5	212	212	51	51	51	51	51	51	134	134	38	
961	SIM	6	51	38	661	661	661	38	38	38	38	38	35	
38	PARK	7	38	661	38	38	38	35	35	35	35	35	40	
40	ROSS	8	35	35	35	35	35	40	40	40	40	40	91	
35	DICKINSON	9	91	91	91	91	40	91	91	91	91	91	14	
14	MUIR	10	40	40	40	40	91	14	14	169	169	169	169	
24	MANLEY	11	14	14	14	14	14	169	169	14	14	14	120	
91	HIRST	12	120	120	169	169	169	120	120	120	120	120	543	
169	CUNNINGHAM	13	169	169	120	120	120	543	543	543	543	543	28	
28	WALKER	14	543	543	543	543	543	28	28	28	28	28	32	
543	ELLIS	15	97	28	28	28	28	97	97	97	97	97	97	
120	GOWER	16	124	124	124	97	97	32	32	32	32	32	122	
124	STRUTT	17	28	97	97	122	32	122	122	122	122	122	18	
97	ANSELL	18	122	122	122	32	122	18	18	18	18	18	8	
44	DUTTON	19	18	18	18	18	18	8	8	8	8	8	44	
122	GATHERCOLE	20	8	32	32	8	8	44	44	44	44	44	44	
8	SEATH	21	44	8	8	44	44	525	525	525	525	525	525	
18	ASHLEY-PARRY	22	32	44	44	525	525	13	13	13	13	13	13	
13	DIDWELL	23	525	525	525	13	13							
525	SEDDON	24	13	13	13									
32	ROBINSON	25												

# BMCRC - MRO Championships 2023 - Rnd 8 @ Brands Hatch Indy

## DART Motorsport MRO 600 inc Clubman 600 & GP2/EVO

### RACE 6 - SECTOR ANALYSIS



SECTOR 1 = FL to I1, SECTOR 2 = I1 to FL, DIFF = Difference To Personal Best Lap, P = Crossed Finish Line in Pit Lane, D = Time Disallowed

P1 36		Harry FOWLE		Yamaha R6 - HF Refinishing Racing		
IDEAL LAP TIME : 48.963		BEST LAP TIME : 49.061		DIFFERENCE : 0.098		
LAP	SECTOR 1	SECTOR 2	LAP TIME	MPH	DIFF	TIME OF DAY
1 -		20.144	54.365	79.98	5.304	11:46:29.990
2 -	29.527	19.871	49.398	88.03	0.337	11:47:19.388
3 -	29.308	19.879	49.187	88.40	0.126	11:48:08.575
4 -	29.291	19.802	49.093 (2)	88.57	0.032	11:48:57.668
5 -	29.399	19.910	49.309	88.19	0.248	11:49:46.977
6 -	29.217	19.883	49.100 (3)	88.56	0.039	11:50:36.077
7 -	<b>29.179</b>	20.054	49.233	88.32	0.172	11:51:25.310
8 -	29.265	19.865	49.130	88.51	0.069	11:52:14.440
9 -	29.759	20.067	49.826	87.27	0.765	11:53:04.266
10 -	29.288	19.825	49.113	88.54	0.052	11:53:53.379
11 -	29.277	<b>19.784</b>	<b>49.061 (1)</b>	<b>88.63</b>		<b>11:54:42.440</b>

P2 212		Matt PALLETT		Kawasaki ZX636 - BDA Chartered Architects		
IDEAL LAP TIME : 48.713		BEST LAP TIME : 48.890		DIFFERENCE : 0.177		
LAP	SECTOR 1	SECTOR 2	LAP TIME	MPH	DIFF	TIME OF DAY
1 -		19.851	54.918	79.18	6.028	11:46:30.543
2 -	30.649	19.810	50.459	86.18	1.569	11:47:21.002
3 -	29.345	<b>19.545</b>	<b>48.890 (1)</b>	<b>88.94</b>		<b>11:48:09.892</b>
4 -	29.757	19.962	49.719	87.46	0.829	11:48:59.611
5 -	29.386	19.906	49.292	88.22	0.402	11:49:48.903
6 -	29.385	19.739	49.124	88.52	0.234	11:50:38.027
7 -	29.398	19.750	49.148	88.47	0.258	11:51:27.175
8 -	29.184	19.794	48.978 (3)	88.78	0.088	11:52:16.153
9 -	29.877	19.876	49.753	87.40	0.863	11:53:05.906
10 -	<b>29.168</b>	19.769	48.937 (2)	88.86	0.047	11:53:54.843
11 -	29.311	19.736	49.047	88.66	0.157	11:54:43.890

P3 51		Ross CLARKE		Kawasaki ZX600RR - RC Farriery Racing		
IDEAL LAP TIME : 48.710		BEST LAP TIME : 49.038		DIFFERENCE : 0.328		
LAP	SECTOR 1	SECTOR 2	LAP TIME	MPH	DIFF	TIME OF DAY
1 -		19.949	55.267	78.68	6.229	11:46:30.892
2 -	30.111	19.896	50.007	86.95	0.969	11:47:20.899
3 -	29.924	<b>19.478</b>	49.402 (3)	88.02	0.364	11:48:10.301
4 -	29.538	19.929	49.467	87.90	0.429	11:48:59.768
5 -	29.923	19.540	49.463	87.91	0.425	11:49:49.231
6 -	29.802	19.803	49.605	87.66	0.567	11:50:38.836
7 -	29.780	19.769	49.549	87.76	0.511	11:51:28.385
8 -	29.773	19.593	49.366 (2)	88.08	0.328	11:52:17.751
9 -	<b>29.232</b>	19.806	<b>49.038 (1)</b>	<b>88.67</b>		<b>11:53:06.789</b>
10 -	30.023	19.750	49.773	87.36	0.735	11:53:56.562
11 -	29.980	19.817	49.797	87.32	0.759	11:54:46.359

P4 134		Donald GILBERT		Kawasaki ZX6R - S and N tyres		
IDEAL LAP TIME : 49.382		BEST LAP TIME : 49.402		DIFFERENCE : 0.020		
LAP	SECTOR 1	SECTOR 2	LAP TIME	MPH	DIFF	TIME OF DAY
1 -		19.931	54.299	80.08	4.897	11:46:29.924
2 -	30.112	19.903	50.015	86.94	0.613	11:47:19.939
3 -	29.741	19.850	49.591 (3)	87.68	0.189	11:48:09.530
4 -	29.901	19.875	49.776	87.36	0.374	11:48:59.306
5 -	30.041	<b>19.703</b>	49.744	87.41	0.342	11:49:49.050
6 -	29.823	19.804	49.627	87.62	0.225	11:50:38.677
7 -	29.774	19.795	49.569 (2)	87.72	0.167	11:51:28.246
8 -	<b>29.679</b>	19.723	<b>49.402 (1)</b>	<b>88.02</b>		<b>11:52:17.648</b>
9 -	29.909	20.021	49.930	87.09	0.528	11:53:07.578
10 -	30.413	19.791	50.204	86.61	0.802	11:53:57.782
11 -	29.868	19.943	49.811	87.30	0.409	11:54:47.593

# BMCRC - MRO Championships 2023 - Rnd 8 @ Brands Hatch Indy

## DART Motorsport MRO 600 inc Clubman 600 & GP2/EVO

### RACE 6 - SECTOR ANALYSIS



SECTOR 1 = FL to I1, SECTOR 2 = I1 to FL, DIFF = Difference To Personal Best Lap, P = Crossed Finish Line in Pit Lane, D = Time Disallowed

P5 38 C		Robbie PARK		Triumph 675 R - Mom		
IDEAL LAP TIME : 49.631		BEST LAP TIME : 49.872		DIFFERENCE : 0.241		
LAP	SECTOR 1	SECTOR 2	LAP TIME	MPH	DIFF	TIME OF DAY
1 -		19.914	55.849	77.86	5.977	11:46:31.474
2 -	<b>29.778</b>	20.205	49.983 (2)	87.00	0.111	11:47:21.457
3 -	30.183	19.917	50.100	86.79	0.228	11:48:11.557
4 -	29.971	19.901	<b>49.872 (1)</b>	<b>87.19</b>		<b>11:49:01.429</b>
5 -	30.132	19.865	49.997 (3)	86.97	0.125	11:49:51.426
6 -	29.956	20.045	50.001	86.97	0.129	11:50:41.427
7 -	30.019	20.250	50.269	86.50	0.397	11:51:31.696
8 -	30.429	20.045	50.474	86.15	0.602	11:52:22.170
9 -	30.364	20.127	50.491	86.12	0.619	11:53:12.661
10 -	30.513	<b>19.853</b>	50.366	86.34	0.494	11:54:03.027
11 -	30.629	20.147	50.776	85.64	0.904	11:54:53.803

P6 35		Kai DICKINSON		Kawasaki ZX636 -		
IDEAL LAP TIME : 49.957		BEST LAP TIME : 49.957		DIFFERENCE : 0.000		
LAP	SECTOR 1	SECTOR 2	LAP TIME	MPH	DIFF	TIME OF DAY
1 -		20.386	55.948	77.72	5.991	11:46:31.573
2 -	30.442	20.680	51.122	85.06	1.165	11:47:22.695
3 -	30.083	20.203	50.286 (3)	86.47	0.329	11:48:12.981
4 -	30.080	20.220	50.300	86.45	0.343	11:49:03.281
5 -	30.033	20.454	50.487	86.13	0.530	11:49:53.768
6 -	30.027	20.386	50.413	86.25	0.456	11:50:44.181
7 -	29.985	20.398	50.383	86.31	0.426	11:51:34.564
8 -	29.998	20.356	50.354	86.36	0.397	11:52:24.918
9 -	29.876	20.360	50.236 (2)	86.56	0.279	11:53:15.154
10 -	<b>29.770</b>	<b>20.187</b>	<b>49.957 (1)</b>	<b>87.04</b>		<b>11:54:05.111</b>
11 -	29.875	20.460	50.335	86.39	0.378	11:54:55.446

P7 40 C		Henry ROSS		Yamaha R6 -		
IDEAL LAP TIME : 49.750		BEST LAP TIME : 49.936		DIFFERENCE : 0.186		
LAP	SECTOR 1	SECTOR 2	LAP TIME	MPH	DIFF	TIME OF DAY
1 -		20.294	56.651	76.76	6.715	11:46:32.276
2 -	30.504	20.059	50.563	86.00	0.627	11:47:22.839
3 -	30.454	<b>19.937</b>	50.391	86.29	0.455	11:48:13.230
4 -	30.327	20.049	50.376	86.32	0.440	11:49:03.606
5 -	30.250	20.096	50.346	86.37	0.410	11:49:53.952
6 -	29.931	20.399	50.330 (3)	86.40	0.394	11:50:44.282
7 -	29.991	20.359	50.350	86.36	0.414	11:51:34.632
8 -	30.003	20.404	50.407	86.26	0.471	11:52:25.039
9 -	29.874	20.333	50.207 (2)	86.61	0.271	11:53:15.246
10 -	<b>29.813</b>	20.123	<b>49.936 (1)</b>	<b>87.08</b>		<b>11:54:05.182</b>
11 -	30.335	20.044	50.379	86.31	0.443	11:54:55.561

P8 91 C		Sam HIRST		Kawasaki 636 - Team Valley Racing		
IDEAL LAP TIME : 50.012		BEST LAP TIME : 50.012		DIFFERENCE : 0.000		
LAP	SECTOR 1	SECTOR 2	LAP TIME	MPH	DIFF	TIME OF DAY
1 -		20.119	56.388	77.11	6.376	11:46:32.013
2 -	30.307	20.444	50.751	85.68	0.739	11:47:22.764
3 -	30.285	20.043	50.328	86.40	0.316	11:48:13.092
4 -	30.259	19.998	50.257 (3)	86.52	0.245	11:49:03.349
5 -	30.788	20.031	50.819	85.57	0.807	11:49:54.168
6 -	30.232	20.006	50.238 (2)	86.56	0.226	11:50:44.406
7 -	30.623	20.162	50.785	85.62	0.773	11:51:35.191
8 -	30.205	20.204	50.409	86.26	0.397	11:52:25.600
9 -	<b>30.103</b>	<b>19.909</b>	<b>50.012 (1)</b>	<b>86.95</b>		<b>11:53:15.612</b>
10 -	30.288	20.047	50.335	86.39	0.323	11:54:05.947
11 -	30.266	20.053	50.319	86.42	0.307	11:54:56.266

# BMCRC - MRO Championships 2023 - Rnd 8 @ Brands Hatch Indy

## DART Motorsport MRO 600 inc Clubman 600 & GP2/EVO

### RACE 6 - SECTOR ANALYSIS



SECTOR 1 = FL to I1, SECTOR 2 = I1 to FL, DIFF = Difference To Personal Best Lap, P = Crossed Finish Line in Pit Lane, D = Time Disallowed

P9 14 C		Jack MUIR		Kawasaki ZX636 -		
IDEAL LAP TIME : 49.886		BEST LAP TIME : 49.978		DIFFERENCE : 0.092		
LAP	SECTOR 1	SECTOR 2	LAP TIME	MPH	DIFF	TIME OF DAY
1 -		20.304	56.892	76.43	6.914	11:46:32.517
2 -	30.885	20.407	51.292	84.78	1.314	11:47:23.809
3 -	30.301	19.871	50.172	86.67	0.194	11:48:13.981
4 -	30.158	<b>19.820</b>	<b>49.978 (1)</b>	<b>87.01</b>		<b>11:49:03.959</b>
5 -	30.411	20.066	50.477	86.15	0.499	11:49:54.436
6 -	30.149	19.917	50.066 (2)	86.85	0.088	11:50:44.502
7 -	30.684	20.073	50.757	85.67	0.779	11:51:35.259
8 -	30.615	20.149	50.764	85.66	0.786	11:52:26.023
9 -	<b>30.066</b>	20.004	50.070 (3)	86.85	0.092	11:53:16.093
10 -	30.230	20.208	50.438	86.21	0.460	11:54:06.531
11 -	30.484	20.877	51.361	84.66	1.383	11:54:57.892

P10 169		Gareth CUNNINGHAM		Yamaha R6 - Burnham cars ltd		
IDEAL LAP TIME : 50.048		BEST LAP TIME : 50.148		DIFFERENCE : 0.100		
LAP	SECTOR 1	SECTOR 2	LAP TIME	MPH	DIFF	TIME OF DAY
1 -		20.487	57.841	75.18	7.693	11:46:33.466
2 -	30.362	20.409	50.771	85.65	0.623	11:47:24.237
3 -	30.249	20.111	50.360	86.35	0.212	11:48:14.597
4 -	30.206	20.039	50.245	86.54	0.097	11:49:04.842
5 -	30.204	<b>19.953</b>	50.157 (2)	86.69	0.009	11:49:54.999
6 -	30.160	19.988	<b>50.148 (1)</b>	<b>86.71</b>		<b>11:50:45.147</b>
7 -	30.292	20.150	50.442	86.20	0.294	11:51:35.589
8 -	30.209	20.022	50.231	86.57	0.083	11:52:25.820
9 -	<b>30.095</b>	20.127	50.222 (3)	86.58	0.074	11:53:16.042
10 -	30.199	20.207	50.406	86.27	0.258	11:54:06.448
11 -	31.071	20.576	51.647	84.19	1.499	11:54:58.095

P11 120 C		James GOWER		Yamaha R6 - TeamRubyRacing		
IDEAL LAP TIME : 50.283		BEST LAP TIME : 50.346		DIFFERENCE : 0.063		
LAP	SECTOR 1	SECTOR 2	LAP TIME	MPH	DIFF	TIME OF DAY
1 -		20.155	57.238	75.97	6.892	11:46:32.863
2 -	30.547	20.748	51.295	84.77	0.949	11:47:24.158
3 -	30.832	<b>19.961</b>	50.793	85.61	0.447	11:48:14.951
4 -	30.366	19.980	<b>50.346 (1)</b>	<b>86.37</b>		<b>11:49:05.297</b>
5 -	31.112	20.061	51.173	84.97	0.827	11:49:56.470
6 -	30.472	20.054	50.526 (3)	86.06	0.180	11:50:46.996
7 -	30.644	20.312	50.956	85.34	0.610	11:51:37.952
8 -	30.573	20.254	50.827	85.55	0.481	11:52:28.779
9 -	30.653	20.245	50.898	85.43	0.552	11:53:19.677
10 -	<b>30.322</b>	20.194	50.516 (2)	86.08	0.170	11:54:10.193
11 -	30.442	20.126	50.568	85.99	0.222	11:55:00.761

P12 543 C		Stefan ELLIS		Yamaha R6 - Bespoke Bathing Company		
IDEAL LAP TIME : 50.582		BEST LAP TIME : 50.611		DIFFERENCE : 0.029		
LAP	SECTOR 1	SECTOR 2	LAP TIME	MPH	DIFF	TIME OF DAY
1 -		20.672	58.251	74.65	7.640	11:46:33.876
2 -	31.310	20.349	51.659	84.17	1.048	11:47:25.535
3 -	30.543	20.285	50.828 (2)	85.55	0.217	11:48:16.363
4 -	<b>30.417</b>	20.194	<b>50.611 (1)</b>	<b>85.92</b>		<b>11:49:06.974</b>
5 -	30.665	<b>20.165</b>	50.830 (3)	85.55	0.219	11:49:57.804
6 -	30.593	20.318	50.911	85.41	0.300	11:50:48.715
7 -	30.952	20.566	51.518	84.40	0.907	11:51:40.233
8 -	30.597	20.331	50.928	85.38	0.317	11:52:31.161
9 -	30.767	20.243	51.010	85.25	0.399	11:53:22.171
10 -	30.491	20.471	50.962	85.33	0.351	11:54:13.133
11 -	31.085	20.497	51.582	84.30	0.971	11:55:04.715

# BMCRC - MRO Championships 2023 - Rnd 8 @ Brands Hatch Indy

## DART Motorsport MRO 600 inc Clubman 600 & GP2/EVO

### RACE 6 - SECTOR ANALYSIS



SECTOR 1 = FL to I1, SECTOR 2 = I1 to FL, DIFF = Difference To Personal Best Lap, P = Crossed Finish Line in Pit Lane, D = Time Disallowed

P13 28 C		Tom WALKER		Honda CBR600RR - TRW Racing		
IDEAL LAP TIME : 50.807		BEST LAP TIME : 50.807		DIFFERENCE : 0.000		
LAP	SECTOR 1	SECTOR 2	LAP TIME	MPH	DIFF	TIME OF DAY
1 -		21.372	59.557	73.01	8.750	11:46:35.182
2 -	30.813	20.520	51.333	84.71	0.526	11:47:26.515
3 -	<b>30.501</b>	<b>20.306</b>	<b>50.807 (1)</b>	<b>85.59</b>		<b>11:48:17.322</b>
4 -	30.567	20.442	51.009 (2)	85.25	0.202	11:49:08.331
5 -	31.068	20.465	51.533	84.38	0.726	11:49:59.864
6 -	30.784	20.915	51.699	84.11	0.892	11:50:51.563
7 -	31.277	21.050	52.327	83.10	1.520	11:51:43.890
8 -	31.241	20.729	51.970	83.67	1.163	11:52:35.860
9 -	31.076	20.423	51.499	84.44	0.692	11:53:27.359
10 -	30.854	20.430	51.284 (3)	84.79	0.477	11:54:18.643
11 -	31.608	22.046	53.654	81.04	2.847	11:55:12.297

P14 32 C		James ROBINSON		Yamaha R6 - claire palastanga ceramics		
IDEAL LAP TIME : 51.173		BEST LAP TIME : 51.512		DIFFERENCE : 0.339		
LAP	SECTOR 1	SECTOR 2	LAP TIME	MPH	DIFF	TIME OF DAY
1 -		21.333	1:01.637	70.55	10.125	11:46:37.262
2 -	31.521	20.760	52.281	83.17	0.769	11:47:29.543
3 -	31.077	20.542	51.619	84.24	0.107	11:48:21.162
4 -	30.816	20.855	51.671	84.15	0.159	11:49:12.833
5 -	31.286	<b>20.474</b>	51.760	84.01	0.248	11:50:04.593
6 -	<b>30.699</b>	20.813	<b>51.512 (1)</b>	<b>84.41</b>		<b>11:50:56.105</b>
7 -	30.842	20.785	51.627	84.23	0.115	11:51:47.732
8 -	30.865	20.700	51.565 (2)	84.33	0.053	11:52:39.297
9 -	30.950	20.717	51.667	84.16	0.155	11:53:30.964
10 -	31.035	20.551	51.586 (3)	84.29	0.074	11:54:22.550
11 -	30.812	20.854	51.666	84.16	0.154	11:55:14.216

P15 97 C		Edward ANSELL		- E a Ansell contractors		
IDEAL LAP TIME : 51.407		BEST LAP TIME : 51.578		DIFFERENCE : 0.171		
LAP	SECTOR 1	SECTOR 2	LAP TIME	MPH	DIFF	TIME OF DAY
1 -		21.117	59.111	73.56	7.533	11:46:34.736
2 -	32.266	20.887	53.153	81.81	1.575	11:47:27.889
3 -	30.999	20.609	51.608 (2)	84.26	0.030	11:48:19.497
4 -	31.296	20.604	51.900	83.78	0.322	11:49:11.397
5 -	31.284	20.689	51.973	83.67	0.395	11:50:03.370
6 -	30.873	20.976	51.849	83.87	0.271	11:50:55.219
7 -	31.330	<b>20.551</b>	51.881	83.81	0.303	11:51:47.100
8 -	31.084	20.627	51.711 (3)	84.09	0.133	11:52:38.811
9 -	31.238	20.763	52.001	83.62	0.423	11:53:30.812
10 -	<b>30.856</b>	20.722	<b>51.578 (1)</b>	<b>84.31</b>		<b>11:54:22.390</b>
11 -	31.265	20.614	51.879	83.82	0.301	11:55:14.269

P16 122 C		Matt GATHERCOLE		Kawasaki ZX6R -		
IDEAL LAP TIME : 51.499		BEST LAP TIME : 51.507		DIFFERENCE : 0.008		
LAP	SECTOR 1	SECTOR 2	LAP TIME	MPH	DIFF	TIME OF DAY
1 -		21.247	59.863	72.64	8.356	11:46:35.488
2 -	31.694	21.004	52.698	82.51	1.191	11:47:28.186
3 -	31.055	20.779	51.834	83.89	0.327	11:48:20.020
4 -	31.713	20.996	52.709	82.50	1.202	11:49:12.729
5 -	31.247	20.649	51.896	83.79	0.389	11:50:04.625
6 -	31.310	20.998	52.308	83.13	0.801	11:50:56.933
7 -	31.093	20.531	51.624 (3)	84.23	0.117	11:51:48.557
8 -	31.043	20.898	51.941	83.72	0.434	11:52:40.498
9 -	<b>31.030</b>	20.545	51.575 (2)	84.31	0.068	11:53:32.073
10 -	31.038	<b>20.469</b>	<b>51.507 (1)</b>	<b>84.42</b>		<b>11:54:23.580</b>
11 -	31.305	20.654	51.959	83.69	0.452	11:55:15.539

# BMCRC - MRO Championships 2023 - Rnd 8 @ Brands Hatch Indy

## DART Motorsport MRO 600 inc Clubman 600 & GP2/EVO

### RACE 6 - SECTOR ANALYSIS



SECTOR 1 = FL to I1, SECTOR 2 = I1 to FL, DIFF = Difference To Personal Best Lap, P = Crossed Finish Line in Pit Lane, D = Time Disallowed

P17 18 C		Steven ASHLEY-PARRY		Yamaha R6 - Symonds auto salvage		
IDEAL LAP TIME : 51.780		BEST LAP TIME : 51.803		DIFFERENCE : 0.023		
LAP	SECTOR 1	SECTOR 2	LAP TIME	MPH	DIFF	TIME OF DAY
1 -		21.674	1:00.072	72.38	8.269	11:46:35.697
2 -	31.923	21.111	53.034	81.99	1.231	11:47:28.731
3 -	31.705	20.633	52.338	83.08	0.535	11:48:21.069
4 -	31.711	20.743	52.454	82.90	0.651	11:49:13.523
5 -	31.582	20.591	52.173	83.34	0.370	11:50:05.696
6 -	<b>31.415</b>	20.699	52.114 (3)	83.44	0.311	11:50:57.810
7 -	31.438	<b>20.365</b>	<b>51.803 (1)</b>	<b>83.94</b>		<b>11:51:49.613</b>
8 -	31.651	20.574	52.225	83.26	0.422	11:52:41.838
9 -	31.597	20.538	52.135	83.41	0.332	11:53:33.973
10 -	31.625	20.517	52.142	83.39	0.339	11:54:26.115
11 -	31.689	20.407	52.096 (2)	83.47	0.293	11:55:18.211

P18 8 EVO		James SEATH		Triumph DAYTONA 675R - Ovenden Earthmoving		
IDEAL LAP TIME : 51.891		BEST LAP TIME : 51.903		DIFFERENCE : 0.012		
LAP	SECTOR 1	SECTOR 2	LAP TIME	MPH	DIFF	TIME OF DAY
1 -		21.412	1:00.647	71.70	8.744	11:46:36.272
2 -	32.286	21.116	53.402	81.43	1.499	11:47:29.674
3 -	32.000	20.888	52.888	82.22	0.985	11:48:22.562
4 -	31.625	20.832	52.457	82.89	0.554	11:49:15.019
5 -	31.621	20.709	52.330	83.09	0.427	11:50:07.349
6 -	32.019	21.411	53.430	81.38	1.527	11:51:00.779
7 -	<b>31.235</b>	21.057	52.292 (3)	83.16	0.389	11:51:53.071
8 -	31.247	<b>20.656</b>	<b>51.903 (1)</b>	<b>83.78</b>		<b>11:52:44.974</b>
9 -	31.865	20.779	52.644	82.60	0.741	11:53:37.618
10 -	31.371	20.666	52.037 (2)	83.56	0.134	11:54:29.655
11 -	32.294	21.079	53.373	81.47	1.470	11:55:23.028

P19 44		James DUTTON		Kawasaki ZX6R - AMR Motorcycles		
IDEAL LAP TIME : 52.541		BEST LAP TIME : 52.801		DIFFERENCE : 0.260		
LAP	SECTOR 1	SECTOR 2	LAP TIME	MPH	DIFF	TIME OF DAY
1 -		21.745	1:01.458	70.75	8.657	11:46:37.083
2 -	32.303	21.430	53.733	80.92	0.932	11:47:30.816
3 -	31.907	21.169	53.076	81.93	0.275	11:48:23.892
4 -	31.823	21.138	52.961 (3)	82.10	0.160	11:49:16.853
5 -	31.721	<b>21.080</b>	<b>52.801 (1)</b>	<b>82.35</b>		<b>11:50:09.654</b>
6 -	31.706	21.338	53.044	81.98	0.243	11:51:02.698
7 -	<b>31.461</b>	21.381	52.842 (2)	82.29	0.041	11:51:55.540
8 -	32.651	21.361	54.012	80.51	1.211	11:52:49.552
9 -	32.444	21.323	53.767	80.87	0.966	11:53:43.319
10 -	32.327	21.334	53.661	81.03	0.860	11:54:36.980
11 -	32.745	21.571	54.316	80.06	1.515	11:55:31.296

P20 525		Andrew SEDDON		Suzuki GSXR 600 - Marsh & Chalfont		
IDEAL LAP TIME : 54.523		BEST LAP TIME : 54.560		DIFFERENCE : 0.037		
LAP	SECTOR 1	SECTOR 2	LAP TIME	MPH	DIFF	TIME OF DAY
1 -		22.811	1:03.282	68.71	8.722	11:46:38.907
2 -	33.330	21.947	55.277	78.66	0.717	11:47:34.184
3 -	33.862	21.994	55.856	77.85	1.296	11:48:30.040
4 -	33.668	21.863	55.531	78.30	0.971	11:49:25.571
5 -	33.478	21.836	55.314	78.61	0.754	11:50:20.885
6 -	33.118	22.070	55.188	78.79	0.628	11:51:16.073
7 -	33.319	21.848	55.167 (3)	78.82	0.607	11:52:11.240
8 -	33.008	<b>21.552</b>	<b>54.560 (1)</b>	<b>79.70</b>		<b>11:53:05.800</b>
9 -	<b>32.971</b>	21.822	54.793 (2)	79.36	0.233	11:54:00.593
10 -	33.271	22.101	55.372	78.53	0.812	11:54:55.965

# BMCRC - MRO Championships 2023 - Rnd 8 @ Brands Hatch Indy

## DART Motorsport MRO 600 inc Clubman 600 & GP2/EVO

### RACE 6 - SECTOR ANALYSIS



SECTOR 1 = FL to I1, SECTOR 2 = I1 to FL, DIFF = Difference To Personal Best Lap, P = Crossed Finish Line in Pit Lane, D = Time Disallowed

P21 13 C		Blake DIDWELL		Kawasaki ZX6R - Black Widow Exhausts   Double Blitz		
IDEAL LAP TIME : 54.422		BEST LAP TIME : 54.755		DIFFERENCE : 0.333		
LAP	SECTOR 1	SECTOR 2	LAP TIME	MPH	DIFF	TIME OF DAY
1 -		22.805	1:03.833	68.12	9.078	11:46:39.458
2 -	33.885	21.950	55.835	77.88	1.080	11:47:35.293
3 -	33.353	<b>21.546</b>	54.899 (2)	79.21	0.144	11:48:30.192
4 -	34.466	21.848	56.314	77.22	1.559	11:49:26.506
5 -	33.182	21.883	55.065	78.97	0.310	11:50:21.571
6 -	32.999	22.885	55.884	77.81	1.129	11:51:17.455
7 -	33.301	21.618	54.919 (3)	79.18	0.164	11:52:12.374
8 -	33.319	21.842	55.161	78.83	0.406	11:53:07.535
9 -	<b>32.876</b>	21.879	<b>54.755 (1)</b>	<b>79.41</b>		<b>11:54:02.290</b>
10 -	34.189	22.720	56.909	76.41	2.154	11:54:59.199

P22 961		Jack SIM		Kawasaki ZX6 R - Vanguard Motorsport, Platform Lift Engineers		
IDEAL LAP TIME : 49.168		BEST LAP TIME : 49.261		DIFFERENCE : 0.093		
LAP	SECTOR 1	SECTOR 2	LAP TIME	MPH	DIFF	TIME OF DAY
1 -		19.903	54.629	79.60	5.368	11:46:30.254
2 -	30.022	19.846	49.868	87.20	0.607	11:47:20.122
3 -	29.740	19.792	49.532	87.79	0.271	11:48:09.654
4 -	29.595	19.907	49.502 (3)	87.84	0.241	11:48:59.156
5 -	29.749	19.787	49.536	87.78	0.275	11:49:48.692
6 -	29.965	<b>19.656</b>	49.621	87.63	0.360	11:50:38.313
7 -	29.559	19.894	49.453 (2)	87.93	0.192	11:51:27.766
8 -	<b>29.512</b>	19.749	<b>49.261 (1)</b>	<b>88.27</b>		<b>11:52:17.027</b>
9 -	29.828	20.025	49.853	87.22	0.592	11:53:06.880
10 -	29.704	19.902	49.606	87.66	0.345	11:53:56.486

P23 661 EVO		Cameron HARRIS		Triumph 675R - Harris / Tony Scott Motorsport		
IDEAL LAP TIME : 48.916		BEST LAP TIME : 48.981		DIFFERENCE : 0.065		
LAP	SECTOR 1	SECTOR 2	LAP TIME	MPH	DIFF	TIME OF DAY
1 -		20.048	54.561	79.70	5.580	11:46:30.186
2 -	31.322	20.162	51.484	84.46	2.503	11:47:21.670
3 -	29.879	19.809	49.688 (3)	87.51	0.707	11:48:11.358
4 -	<b>29.172</b>	19.809	<b>48.981 (1)</b>	<b>88.78</b>		<b>11:49:00.339</b>
5 -	29.481	<b>19.744</b>	49.225 (2)	88.34	0.244	11:49:49.564

P24 124 C		Mark STRUTT		Yamaha R6 - MPS Developments LTD		
IDEAL LAP TIME : 51.376		BEST LAP TIME : 51.376		DIFFERENCE : 0.000		
LAP	SECTOR 1	SECTOR 2	LAP TIME	MPH	DIFF	TIME OF DAY
1 -		21.344	59.478	73.11	8.102	11:46:35.103
2 -	31.633	20.744	52.377 (2)	83.02	1.001	11:47:27.480
3 -	<b>30.905</b>	<b>20.471</b>	<b>51.376 (1)</b>	<b>84.64</b>		<b>11:48:18.856</b>

# BMCRC - MRO Championships 2023 - Rnd 8 @ Brands Hatch Indy

## DART Motorsport MRO 600 inc Clubman 600 & GP2/EVO

### RACE 6 - BEST SECTORS

SECTOR 1			SECTOR 2			IDEAL / BEST COMPARISON						
POS	NO	NAME	TIME	NO	NAME	TIME	POS	NO	NAME	IDEAL	BEST	DIFF
									<b>PERFECT LAP</b>	<b>48.646</b>		
1	212	PALLET	<b>29.168</b>	51	CLARKE	<b>19.478</b>	1	51	CLARKE	48.710	49.038	<b>0.328</b>
2	661	HARRIS	<b>29.172</b>	212	PALLET	<b>19.545</b>	2	212	PALLET	48.713	48.890	<b>0.177</b>
3	36	FOWLE	<b>29.179</b>	961	SIM	<b>19.656</b>	3	661	HARRIS	48.916	48.981	<b>0.065</b>
4	51	CLARKE	<b>29.232</b>	134	GILBERT	<b>19.703</b>	4	36	FOWLE	48.963	49.061	<b>0.098</b>
5	961	SIM	<b>29.512</b>	661	HARRIS	<b>19.744</b>	5	961	SIM	49.168	49.261	<b>0.093</b>
6	134	GILBERT	<b>29.679</b>	36	FOWLE	<b>19.784</b>	6	134	GILBERT	49.382	49.402	<b>0.020</b>
7	35	DICKINSON	<b>29.770</b>	14	MUIR	<b>19.820</b>	7	38	PARK	49.631	49.872	<b>0.241</b>
8	38	PARK	<b>29.778</b>	38	PARK	<b>19.853</b>	8	40	ROSS	49.750	49.936	<b>0.186</b>
9	40	ROSS	<b>29.813</b>	91	HIRST	<b>19.909</b>	9	14	MUIR	49.886	49.978	<b>0.092</b>
10	14	MUIR	<b>30.066</b>	40	ROSS	<b>19.937</b>	10	35	DICKINSON	49.957	49.957	<b>0.000</b>
11	169	CUNNINGHAM	<b>30.095</b>	169	CUNNINGHAM	<b>19.953</b>	11	91	HIRST	50.012	50.012	<b>0.000</b>
12	91	HIRST	<b>30.103</b>	120	GOWER	<b>19.961</b>	12	169	CUNNINGHAM	50.048	50.148	<b>0.100</b>
13	120	GOWER	<b>30.322</b>	543	ELLIS	<b>20.165</b>	13	120	GOWER	50.283	50.346	<b>0.063</b>
14	543	ELLIS	<b>30.417</b>	35	DICKINSON	<b>20.187</b>	14	543	ELLIS	50.582	50.611	<b>0.029</b>
15	28	WALKER	<b>30.501</b>	28	WALKER	<b>20.306</b>	15	28	WALKER	50.807	50.807	<b>0.000</b>
16	32	ROBINSON	<b>30.699</b>	18	ASHLEY-PARRY	<b>20.365</b>	16	32	ROBINSON	51.173	51.512	<b>0.339</b>
17	97	ANSELL	<b>30.856</b>	122	GATHERCOLE	<b>20.469</b>	17	124	STRUTT	51.376	51.376	<b>0.000</b>
18	124	STRUTT	<b>30.905</b>	124	STRUTT	<b>20.471</b>	18	97	ANSELL	51.407	51.578	<b>0.171</b>
19	122	GATHERCOLE	<b>31.030</b>	32	ROBINSON	<b>20.474</b>	19	122	GATHERCOLE	51.499	51.507	<b>0.008</b>
20	8	SEATH	<b>31.235</b>	97	ANSELL	<b>20.551</b>	20	18	ASHLEY-PARRY	51.780	51.803	<b>0.023</b>
21	18	ASHLEY-PARRY	<b>31.415</b>	8	SEATH	<b>20.656</b>	21	8	SEATH	51.891	51.903	<b>0.012</b>
22	44	DUTTON	<b>31.461</b>	44	DUTTON	<b>21.080</b>	22	44	DUTTON	52.541	52.801	<b>0.260</b>
23	13	DIDWELL	<b>32.876</b>	13	DIDWELL	<b>21.546</b>	23	13	DIDWELL	54.422	54.755	<b>0.333</b>
24	525	SEDDON	<b>32.971</b>	525	SEDDON	<b>21.552</b>	24	525	SEDDON	54.523	54.560	<b>0.037</b>
25												



# BMCRC - MRO Championships 2023 - Rnd 8 @ Brands Hatch Indy

## DART Motorsport MRO 600 inc Clubman 600 & GP2/EVO

### RACE 6 - STATISTICS

**Competitors Started** 25  
**Planned Start** 2023-10-01 @ 12:00:00.000  
**Actual Start** 2023-10-01 @ 11:45:35.624  
**Finish Time** 2023-10-01 @ 11:54:42.439  
**Track Length** 1.2079mi.  
**Total Laps** 247  
**Total Distance Covered** 298.3625mi.

#### Session Fastest Lap History

NO	CL	NAME	LAP TIME	TIME OF DAY	LAP	VEHICLE
36		Harry FOWLE	49.398	11:47:19.396	2	Yamaha R6
36		Harry FOWLE	49.187	11:48:08.583	3	Yamaha R6
212		Matt PALLETT	48.890	11:48:09.914	3	Kawasaki ZX636

#### Session Leader History

NO	CL	NAME	FROM LAP	LAPS LED	DISTANCE	VEHICLE
134		Donald GILBERT	1	1	1.20 miles	Kawasaki ZX6R
36		Harry FOWLE	2	10	12.07 miles	Yamaha R6

#### Flag History

TYPE	TIME OF DAY
GREEN	11:45:35.624
FINISH	11:54:42.439

#### Flag Statistics

TYPE	COUNT	TOTAL LAPS	TOTAL TIME
Green	1	11	10:06.393
Red	0	0	0.000
Safety Car	0	0	0.000
FCY	0	0	0.000

# BMCRC - MRO Championships 2023 - Rnd 8 @ Brands Hatch Indy

## DART Motorsport MRO 600 inc Clubman 600 & GP2/EVO

### RACE 6 - STATISTICS

CLASS :

9 Starters

#### Fastest Lap History

NO	NAME	LAP TIME	TIME OF DAY	LAP	VEHICLE
36	Harry FOWLE	<b>49.398</b>	11:47:19.396	2	Yamaha R6
36	Harry FOWLE	<b>49.187</b>	11:48:08.583	3	Yamaha R6
212	Matt PALLETT	<b>48.890</b>	11:48:09.914	3	Kawasaki ZX636

#### Leader History

NO	NAME	FROM LAP	LAPS LED	DISTANCE	VEHICLE
134	Donald GILBERT	1	1	1.20 miles	Kawasaki ZX6R
36	Harry FOWLE	2	10	12.07 miles	Yamaha R6

# BMCRC - MRO Championships 2023 - Rnd 8 @ Brands Hatch Indy

## DART Motorsport MRO 600 inc Clubman 600 & GP2/EVO

### RACE 6 - STATISTICS

**CLASS : C**

14 Starters

#### Fastest Lap History

NO	NAME	LAP TIME	TIME OF DAY	LAP	VEHICLE
38	Robbie PARK	<b>49.983</b>	11:47:21.465	2	Triumph 675 R
38	Robbie PARK	<b>49.872</b>	11:49:01.437	4	Triumph 675 R

#### Leader History

NO	NAME	FROM LAP	LAPS LED	DISTANCE	VEHICLE
38	Robbie PARK	1	11	13.28 miles	Triumph 675 R

# BMCRC - MRO Championships 2023 - Rnd 8 @ Brands Hatch Indy

## DART Motorsport MRO 600 inc Clubman 600 & GP2/EVO

### RACE 6 - STATISTICS

**CLASS : EVO**

2 Starters

#### Fastest Lap History

NO	NAME	LAP TIME	TIME OF DAY	LAP	VEHICLE
661	Cameron HARRIS	51.484	11:47:21.678	2	Triumph 675R
661	Cameron HARRIS	49.688	11:48:11.367	3	Triumph 675R
661	Cameron HARRIS	48.981	11:49:00.347	4	Triumph 675R

#### Leader History

NO	NAME	FROM LAP	LAPS LED	DISTANCE	VEHICLE
661	Cameron HARRIS	1	5	6.03 miles	Triumph 675R
8	James SEATH	6	6	7.24 miles	Triumph DAYTONA 675R

**BMCRC - MRO Championships 2023 - Rnd 8 @ Brands Hatch Indy**



**DART Motorsport MRO 600 inc Clubman 600 & GP2/EVO**

**RACE 17 - GRID (11 Laps)**

ROW 9	27	5	Edgar MACHADO	26	22	Toby TRUNDLE	25	24	Callum MANLEY
ROW 8	24	13	Blake DIDWELL	23	525	Andrew SEDDON	22	44	James DUTTON
ROW 7	21	8	James SEATH	20	18	Steven ASHLEY-PARRY	19	97	Edward ANSELL
ROW 6	18	32	James ROBINSON	17	122	Matt GATHERCOLE	16	124	Mark STRUTT
ROW 5	15	28	Tom WALKER	14	543	Stefan ELLIS	13	120	James GOWER
ROW 4	12	169	Gareth CUNNINGHAM	11	91	Sam HIRST	10	14	Jack MUIR
ROW 3	9	35	Kai DICKINSON	8	40	Henry ROSS	7	38	Robbie PARK
ROW 2	6	134	Donald GILBERT	5	961	Jack SIM	4	36	Harry FOWLE
ROW 1	3	51	Ross CLARKE	2	661	Cameron HARRIS	1	212	Matt PALLETT
<b>Pole</b>									

Brands Hatch Indy: 1.2079 miles

These results are provisional until the conclusion of any judicial and technical matters.

Clerk Of Course :	Stewards :	Timekeeper : <i>Craig Smith</i>
-------------------	------------	------------------------------------

Results can be found at [www.tsl-timing.com](http://www.tsl-timing.com)

Printed - 11:58 Sunday, 01 October 2023



DART Motorsport MRO 600 inc Clubman 600 & GP2/EVO

RACE 17 - CLASSIFICATION

POS	NO	CL	PIC NAME	ENTRY	LAPS	TIME	GAP	DIFF	MPH	BEST	ON
1	134		1 Donald GILBERT	Kawasaki ZX6R - S and N tyres	11	9:08.953			87.13	48.889	7
2	661	EVO	1 Cameron HARRIS	Triumph 675R - Harris / Tony Scott Motorsport	11	9:14.972	6.019	6.019	86.19	49.464	6
3	51		2 Ross CLARKE	Kawasaki ZX600RR - RC Farriery Racing	11	9:17.120	8.167	2.148	85.86	49.618	5
4	38	C	1 Robbie PARK	Triumph 675 R - Mom	11	9:17.171	8.218	0.051	85.85	49.647	2
5	961		3 Jack SIM	Kawasaki ZX6 R - Vanguard Motorsport, Platform Li	11	9:17.547	8.594	0.376	85.79	49.527	7
6	40	C	2 Henry ROSS	Yamaha R6 -	11	9:21.675	12.722	4.128	85.16	49.870	8
7	14	C	3 Jack MUIR	Kawasaki ZX636 -	11	9:22.368	13.415	0.693	85.05	49.907	7
8	35		4 Kai DICKINSON	Kawasaki ZX636 -	11	9:23.302	14.349	0.934	84.91	49.906	7
9	91	C	4 Sam HIRST	Kawasaki 636 - Team Valley Racing	11	9:25.381	16.428	2.079	84.60	50.496	6
10	120	C	5 James GOWER	Yamaha R6 - TeamRubyRacing	11	9:28.831	19.878	3.450	84.09	50.712	5
11	543	C	6 Stefan ELLIS	Yamaha R6 - Bespoke Bathing Company	11	9:29.646	20.693	0.815	83.97	50.704	6
12	122	C	7 Matt GATHERCOLE	Kawasaki ZX6R -	11	9:44.428	35.475	14.782	81.84	52.134	7
13	124	C	8 Mark STRUTT	Yamaha R6 - MPS Developments LTD	11	9:44.557	35.604	0.129	81.83	52.395	4
14	97	C	9 Edward ANSELL	- E a Ansell contractors	11	9:52.640	43.687	8.083	80.71	52.400	8
15	8	EVO	2 James SEATH	Triumph DAYTONA 675R - Ovenden Earthmoving	11	9:52.642	43.689	0.002	80.71	51.847	8
16	18	C	10 Steven ASHLEY-PARRY	Yamaha R6 - Symonds auto salvage	11	9:54.870	45.917	2.228	80.41	52.944	9
17	44		5 James DUTTON	Kawasaki ZX6R - AMR Motorcycles	11	9:56.302	47.349	1.432	80.21	52.991	9
18	525		6 Andrew SEDDON	Suzuki GSXR 600 - Marsh & Chalfont	10	9:14.466	1 Lap	1 Lap	78.42	54.388	8
19	13	C	11 Blake DIDWELL	Kawasaki ZX6R - Black Widow Exhausts   Double Bl	10	9:23.699	1 Lap	9.233	77.14	54.979	7

NOT CLASSIFIED

DNF	36		Harry FOWLE	Yamaha R6 - HF Refinishing Racing	9	7:29.176	2 Laps	1 Lap	87.13	49.019	7
DNF	24	C	Callum MANLEY	Honda CBR600 RR - Bec's Sweets	9	7:45.389	2 Laps	16.213	84.09	50.576	7
DNF	169		Gareth CUNNINGHAM	Yamaha R6 - Burnham cars ltd	9	7:45.550	2 Laps	0.161	84.06	50.558	7
DNF	212		Matt PALLETT	Kawasaki ZX636 - BDA Chartered Architects	2	1:44.969	9 Laps	7 Laps	82.85	49.991	2
DNF	32	C	James ROBINSON	Yamaha R6 - claire palastanga ceramics	1	59.666	10 Laps	1 Lap	72.88		

FASTEST LAP

134	Donald GILBERT	Kawasaki ZX6R - S and N tyres	7	48.889	88.94 mph	143.14 kph
661	EVO Cameron HARRIS	Triumph 675R - Harris / Tony Scott Motorsport	6	49.464	87.91 mph	141.48 kph
38	C Robbie PARK	Triumph 675 R - Mom	2	49.647	87.59 mph	140.96 kph

Class - 92.5% of Race Speed = 80.59 mph  
 Class EVO - 92.5% of Race Speed = 79.72 mph  
 Class C - 92.5% of Race Speed = 79.41 mph

Weather / Track : Cloudy / Dry

These results are provisional until the conclusion of any judicial and technical matters.

Race Distance: 11 Laps / 13.28 miles

Brands Hatch Indy: 1.2079 miles

Date: 01/10/2023 Start: 15:43 Finish: 15:52

Clerk Of Course :	Stewards :	Timekeeper : <i>Craig Smith</i>
-------------------	------------	------------------------------------

Results can be found at [www.tsl-timing.com](http://www.tsl-timing.com)

Printed - 15:56 Sunday, 01 October 2023





# BMCRC - MRO Championships 2023 - Rnd 8 @ Brands Hatch Indy

## DART Motorsport MRO 600 inc Clubman 600 & GP2/EVO

### RACE 17 - POSITION CHART

No	Name	Lap Pos												
			1	2	3	4	5	6	7	8	9	10	11	
212	PALLET	1	134	134	36	36	36	36	36	36	36	36	134	134
661	HARRIS	2	36	36	134	134	134	134	134	134	134	134	661	661
51	CLARKE	3	212	212	661	661	661	661	661	661	661	661	38	51
36	FOWLE	4	661	661	38	38	38	38	38	38	38	38	961	38
961	SIM	5	38	38	51	51	51	51	51	51	961	961	51	961
134	GILBERT	6	961	51	961	961	961	961	961	51	51	40	40	
38	PARK	7	51	961	35	35	35	35	35	35	35	40	14	14
40	ROSS	8	40	35	14	14	14	14	14	14	14	14	35	35
35	DICKINSON	9	35	40	40	40	40	40	40	40	35	91	91	
14	MUIR	10	120	14	120	120	120	120	120	91	91	120	120	
91	HIRST	11	91	120	91	91	91	91	91	24	24	543	543	
169	CUNNINGHAM	12	14	91	169	169	24	24	24	120	169	122	122	
120	GOWER	13	169	169	24	24	169	169	169	169	120	124	124	
543	ELLIS	14	543	543	543	543	543	543	543	543	543	97	97	
124	STRUTT	15	122	24	122	122	122	122	122	122	122	8	8	
122	GATHERCOLE	16	24	122	124	124	124	124	124	124	124	18	18	
32	ROBINSON	17	124	124	18	18	18	97	97	97	97	44	44	
97	ANSELL	18	32	18	97	97	97	18	8	8	8	525		
18	ASHLEY-PARRY	19	18	97	8	8	8	8	18	18	18	13		
8	SEATH	20	97	8	44	44	44	44	44	44	44			
44	DUTTON	21	8	44	525	525	525	525	525	525	525			
525	SEDDON	22	44	525	13	13	13	13	13	13	13			
13	DIDWELL	23	525	13										
24	MANLEY	24	13											



# BMCRC - MRO Championships 2023 - Rnd 8 @ Brands Hatch Indy

## DART Motorsport MRO 600 inc Clubman 600 & GP2/EVO

### RACE 17 - SECTOR ANALYSIS



SECTOR 1 = FL to I1, SECTOR 2 = I1 to FL, DIFF = Difference To Personal Best Lap, P = Crossed Finish Line in Pit Lane, D = Time Disallowed

P1 134		Donald GILBERT		Kawasaki ZX6R - S and N tyres			
IDEAL LAP TIME : 48.889		BEST LAP TIME : 48.889		DIFFERENCE : 0.000			
LAP	SECTOR 1	SECTOR 2	LAP TIME	MPH	DIFF	TIME OF DAY	
1 -		19.953	54.517	79.76	5.628	15:44:10.240	
2 -	29.922	19.862	49.784	87.34	0.895	15:45:00.024	
3 -	30.322	19.747	50.069	86.85	1.180	15:45:50.093	
4 -	29.714	19.733	49.447	87.94	0.558	15:46:39.540	
5 -	29.712	19.617	49.329	88.15	0.440	15:47:28.869	
6 -	29.574	19.538	49.112 (3)	88.54	0.223	15:48:17.981	
7 -	<b>29.371</b>	<b>19.518</b>	<b>48.889 (1)</b>	<b>88.94</b>		<b>15:49:06.870</b>	
8 -	29.469	19.597	49.066 (2)	88.62	0.177	15:49:55.936	
9 -	29.661	19.815	49.476	87.89	0.587	15:50:45.412	
10 -	29.813	19.894	49.707	87.48	0.818	15:51:35.119	
11 -	29.773	19.784	49.557	87.74	0.668	15:52:24.676	

P2 661 EVO		Cameron HARRIS		Triumph 675R - Harris / Tony Scott Motorsport			
IDEAL LAP TIME : 49.337		BEST LAP TIME : 49.464		DIFFERENCE : 0.127			
LAP	SECTOR 1	SECTOR 2	LAP TIME	MPH	DIFF	TIME OF DAY	
1 -		20.061	55.259	78.69	5.795	15:44:10.982	
2 -	29.888	20.196	50.084	86.82	0.620	15:45:01.066	
3 -	29.838	20.082	49.920	87.11	0.456	15:45:50.986	
4 -	29.673	20.068	49.741 (3)	87.42	0.277	15:46:40.727	
5 -	29.618	<b>19.865</b>	49.483 (2)	87.88	0.019	15:47:30.210	
6 -	<b>29.472</b>	19.992	<b>49.464 (1)</b>	<b>87.91</b>		<b>15:48:19.674</b>	
7 -	29.655	20.298	49.953	87.05	0.489	15:49:09.627	
8 -	29.773	20.323	50.096	86.80	0.632	15:49:59.723	
9 -	29.797	20.341	50.138	86.73	0.674	15:50:49.861	
10 -	29.966	20.302	50.268	86.50	0.804	15:51:40.129	
11 -	30.193	20.373	50.566	85.99	1.102	15:52:30.695	

P3 51		Ross CLARKE		Kawasaki ZX600RR - RC Farriery Racing			
IDEAL LAP TIME : 49.618		BEST LAP TIME : 49.618		DIFFERENCE : 0.000			
LAP	SECTOR 1	SECTOR 2	LAP TIME	MPH	DIFF	TIME OF DAY	
1 -		20.482	56.172	77.41	6.554	15:44:11.895	
2 -	30.014	19.724	49.738 (2)	87.43	0.120	15:45:01.633	
3 -	30.269	20.291	50.560	86.00	0.942	15:45:52.193	
4 -	30.345	19.946	50.291	86.46	0.673	15:46:42.484	
5 -	<b>29.986</b>	<b>19.632</b>	<b>49.618 (1)</b>	<b>87.64</b>		<b>15:47:32.102</b>	
6 -	30.103	19.999	50.102	86.79	0.484	15:48:22.204	
7 -	30.074	20.009	50.083	86.82	0.465	15:49:12.287	
8 -	30.458	19.910	50.368	86.33	0.750	15:50:02.655	
9 -	30.087	19.978	50.065	86.85	0.447	15:50:52.720	
10 -	30.232	20.011	50.243	86.55	0.625	15:51:42.963	
11 -	30.083	19.797	49.880 (3)	87.18	0.262	15:52:32.843	

P4 38 C		Robbie PARK		Triumph 675 R - Mom			
IDEAL LAP TIME : 49.515		BEST LAP TIME : 49.647		DIFFERENCE : 0.132			
LAP	SECTOR 1	SECTOR 2	LAP TIME	MPH	DIFF	TIME OF DAY	
1 -		20.051	55.921	77.76	6.274	15:44:11.644	
2 -	29.842	19.805	<b>49.647 (1)</b>	<b>87.59</b>		<b>15:45:01.291</b>	
3 -	30.487	20.211	50.698	85.77	1.051	15:45:51.989	
4 -	30.259	19.929	50.188	86.64	0.541	15:46:42.177	
5 -	<b>29.829</b>	19.997	49.826 (2)	87.27	0.179	15:47:32.003	
6 -	29.886	20.117	50.003 (3)	86.96	0.356	15:48:22.006	
7 -	29.997	20.062	50.059	86.86	0.412	15:49:12.065	
8 -	30.224	19.976	50.200	86.62	0.553	15:50:02.265	
9 -	30.090	19.955	50.045	86.89	0.398	15:50:52.310	
10 -	30.249	20.009	50.258	86.52	0.611	15:51:42.568	
11 -	30.640	<b>19.686</b>	50.326	86.40	0.679	15:52:32.894	

# BMCRC - MRO Championships 2023 - Rnd 8 @ Brands Hatch Indy

## DART Motorsport MRO 600 inc Clubman 600 & GP2/EVO

### RACE 17 - SECTOR ANALYSIS



SECTOR 1 = FL to I1, SECTOR 2 = I1 to FL, DIFF = Difference To Personal Best Lap, P = Crossed Finish Line in Pit Lane, D = Time Disallowed

<b>P5 961 Jack SIM</b>		Kawasaki ZX6 R - Vanguard Motorsport, Platform Lift Engineers				
IDEAL LAP TIME : 49.487		BEST LAP TIME : 49.527		DIFFERENCE : 0.040		
LAP	SECTOR 1	SECTOR 2	LAP TIME	MPH	DIFF	TIME OF DAY
1 -		20.320	55.957	77.71	6.430	15:44:11.680
2 -	30.740	20.097	50.837	85.54	1.310	15:45:02.517
3 -	30.221	19.963	50.184	86.65	0.657	15:45:52.701
4 -	30.208	19.956	50.164	86.68	0.637	15:46:42.865
5 -	30.002	19.932	49.934 (3)	87.08	0.407	15:47:32.799
6 -	30.278	20.068	50.346	86.37	0.819	15:48:23.145
7 -	29.883	<b>19.644</b>	<b>49.527 (1)</b>	<b>87.80</b>		<b>15:49:12.672</b>
8 -	<b>29.843</b>	20.010	49.853 (2)	87.22	0.326	15:50:02.525
9 -	29.970	20.050	50.020	86.93	0.493	15:50:52.545
10 -	30.213	20.112	50.325	86.41	0.798	15:51:42.870
11 -	30.598	19.802	50.400	86.28	0.873	15:52:33.270

<b>P6 40 C Henry ROSS</b>		Yamaha R6 -				
IDEAL LAP TIME : 49.832		BEST LAP TIME : 49.870		DIFFERENCE : 0.038		
LAP	SECTOR 1	SECTOR 2	LAP TIME	MPH	DIFF	TIME OF DAY
1 -		20.464	56.772	76.59	6.902	15:44:12.495
2 -	30.616	20.529	51.145	85.02	1.275	15:45:03.640
3 -	30.639	20.144	50.783	85.63	0.913	15:45:54.423
4 -	30.633	20.223	50.856	85.50	0.986	15:46:45.279
5 -	<b>30.026</b>	20.078	50.104 (2)	86.79	0.234	15:47:35.383
6 -	30.275	20.077	50.352	86.36	0.482	15:48:25.735
7 -	30.247	19.983	50.230 (3)	86.57	0.360	15:49:15.965
8 -	30.064	<b>19.806</b>	<b>49.870 (1)</b>	<b>87.19</b>		<b>15:50:05.835</b>
9 -	30.111	20.420	50.531	86.05	0.661	15:50:56.366
10 -	30.403	20.195	50.598	85.94	0.728	15:51:46.964
11 -	30.179	20.255	50.434	86.22	0.564	15:52:37.398

<b>P7 14 C Jack MUIR</b>		Kawasaki ZX636 -				
IDEAL LAP TIME : 49.873		BEST LAP TIME : 49.907		DIFFERENCE : 0.034		
LAP	SECTOR 1	SECTOR 2	LAP TIME	MPH	DIFF	TIME OF DAY
1 -		20.610	57.465	75.67	7.558	15:44:13.188
2 -	30.521	19.957	50.478	86.14	0.571	15:45:03.666
3 -	30.423	20.191	50.614	85.91	0.707	15:45:54.280
4 -	30.777	20.190	50.967	85.32	1.060	15:46:45.247
5 -	30.256	<b>19.839</b>	50.095 (2)	86.80	0.188	15:47:35.342
6 -	30.198	19.925	50.123 (3)	86.75	0.216	15:48:25.465
7 -	<b>30.034</b>	19.873	<b>49.907 (1)</b>	<b>87.13</b>		<b>15:49:15.372</b>
8 -	30.159	20.084	50.243	86.55	0.336	15:50:05.615
9 -	30.100	21.320	51.420	84.57	1.513	15:50:57.035
10 -	30.390	19.952	50.342	86.38	0.435	15:51:47.377
11 -	30.225	20.489	50.714	85.74	0.807	15:52:38.091

<b>P8 35 Kai DICKINSON</b>		Kawasaki ZX636 -				
IDEAL LAP TIME : 49.906		BEST LAP TIME : 49.906		DIFFERENCE : 0.000		
LAP	SECTOR 1	SECTOR 2	LAP TIME	MPH	DIFF	TIME OF DAY
1 -		20.745	56.845	76.49	6.939	15:44:12.568
2 -	30.448	20.496	50.944	85.36	1.038	15:45:03.512
3 -	30.370	20.320	50.690	85.78	0.784	15:45:54.202
4 -	30.155	20.466	50.621	85.90	0.715	15:46:44.823
5 -	29.843	20.421	50.264 (3)	86.51	0.358	15:47:35.087
6 -	30.011	20.268	50.279	86.48	0.373	15:48:25.366
7 -	<b>29.677</b>	<b>20.229</b>	<b>49.906 (1)</b>	<b>87.13</b>		<b>15:49:15.272</b>
8 -	29.863	20.322	50.185 (2)	86.65	0.279	15:50:05.457
9 -	29.910	22.378	52.288	83.16	2.382	15:50:57.745
10 -	30.278	20.448	50.726	85.72	0.820	15:51:48.471
11 -	30.055	20.499	50.554	86.01	0.648	15:52:39.025

# BMCRC - MRO Championships 2023 - Rnd 8 @ Brands Hatch Indy

## DART Motorsport MRO 600 inc Clubman 600 & GP2/EVO

### RACE 17 - SECTOR ANALYSIS



SECTOR 1 = FL to I1, SECTOR 2 = I1 to FL, DIFF = Difference To Personal Best Lap, P = Crossed Finish Line in Pit Lane, D = Time Disallowed

P9 91 C		Sam HIRST		Kawasaki 636 - Team Valley Racing		
IDEAL LAP TIME : 50.431		BEST LAP TIME : 50.496		DIFFERENCE : 0.065		
LAP	SECTOR 1	SECTOR 2	LAP TIME	MPH	DIFF	TIME OF DAY
1 -		20.589	57.347	75.82	6.851	15:44:13.070
2 -	31.117	20.270	51.387	84.62	0.891	15:45:04.457
3 -	30.624	20.216	50.840	85.53	0.344	15:45:55.297
4 -	30.661	20.393	51.054	85.17	0.558	15:46:46.351
5 -	30.948	20.167	51.115	85.07	0.619	15:47:37.466
6 -	<b>30.293</b>	20.203	<b>50.496 (1)</b>	<b>86.11</b>		<b>15:48:27.962</b>
7 -	30.348	20.193	50.541 (2)	86.04	0.045	15:49:18.503
8 -	30.401	20.266	50.667	85.82	0.171	15:50:09.170
9 -	30.445	<b>20.138</b>	50.583 (3)	85.96	0.087	15:50:59.753
10 -	30.457	20.188	50.645	85.86	0.149	15:51:50.398
11 -	30.412	20.294	50.706	85.76	0.210	15:52:41.104

P10 120 C		James GOWER		Yamaha R6 - TeamRubyRacing		
IDEAL LAP TIME : 50.559		BEST LAP TIME : 50.712		DIFFERENCE : 0.153		
LAP	SECTOR 1	SECTOR 2	LAP TIME	MPH	DIFF	TIME OF DAY
1 -		20.419	57.062	76.20	6.350	15:44:12.785
2 -	31.114	20.341	51.455	84.51	0.743	15:45:04.240
3 -	30.719	<b>20.124</b>	50.843 (3)	85.53	0.131	15:45:55.083
4 -	30.763	20.129	50.892	85.44	0.180	15:46:45.975
5 -	<b>30.435</b>	20.277	<b>50.712 (1)</b>	<b>85.75</b>		<b>15:47:36.687</b>
6 -	30.517	20.211	50.728 (2)	85.72	0.016	15:48:27.415
7 -	30.642	20.225	50.867	85.48	0.155	15:49:18.282
8 -	31.637	20.290	51.927	83.74	1.215	15:50:10.209
9 -	30.982	20.357	51.339	84.70	0.627	15:51:01.548
10 -	31.561	20.331	51.892	83.80	1.180	15:51:53.440
11 -	30.785	20.329	51.114	85.07	0.402	15:52:44.554

P11 543 C		Stefan ELLIS		Yamaha R6 - Bespoke Bathing Company		
IDEAL LAP TIME : 50.684		BEST LAP TIME : 50.704		DIFFERENCE : 0.020		
LAP	SECTOR 1	SECTOR 2	LAP TIME	MPH	DIFF	TIME OF DAY
1 -		20.606	57.998	74.97	7.294	15:44:13.721
2 -	31.231	<b>20.087</b>	51.318	84.73	0.614	15:45:05.039
3 -	31.218	20.170	51.388	84.62	0.684	15:45:56.427
4 -	30.770	20.258	51.028	85.21	0.324	15:46:47.455
5 -	30.608	20.203	50.811 (3)	85.58	0.107	15:47:38.266
6 -	<b>30.597</b>	20.107	<b>50.704 (1)</b>	<b>85.76</b>		<b>15:48:28.970</b>
7 -	30.608	20.168	50.776 (2)	85.64	0.072	15:49:19.746
8 -	30.698	20.223	50.921	85.39	0.217	15:50:10.667
9 -	30.654	20.523	51.177	84.97	0.473	15:51:01.844
10 -	31.621	20.329	51.950	83.70	1.246	15:51:53.794
11 -	31.057	20.518	51.575	84.31	0.871	15:52:45.369

P12 122 C		Matt GATHERCOLE		Kawasaki ZX6R -		
IDEAL LAP TIME : 52.134		BEST LAP TIME : 52.134		DIFFERENCE : 0.000		
LAP	SECTOR 1	SECTOR 2	LAP TIME	MPH	DIFF	TIME OF DAY
1 -		20.942	58.574	74.24	6.440	15:44:14.297
2 -	31.731	20.791	52.522 (3)	82.79	0.388	15:45:06.819
3 -	31.763	21.044	52.807	82.34	0.673	15:45:59.626
4 -	31.547	21.124	52.671	82.56	0.537	15:46:52.297
5 -	31.529	20.835	52.364 (2)	83.04	0.230	15:47:44.661
6 -	31.557	21.013	52.570	82.72	0.436	15:48:37.231
7 -	<b>31.391</b>	<b>20.743</b>	<b>52.134 (1)</b>	<b>83.41</b>		<b>15:49:29.365</b>
8 -	31.657	20.910	52.567	82.72	0.433	15:50:21.932
9 -	31.822	20.941	52.763	82.41	0.629	15:51:14.695
10 -	31.671	20.962	52.633	82.62	0.499	15:52:07.328
11 -	31.922	20.901	52.823	82.32	0.689	15:53:00.151

# BMCRC - MRO Championships 2023 - Rnd 8 @ Brands Hatch Indy

## DART Motorsport MRO 600 inc Clubman 600 & GP2/EVO

### RACE 17 - SECTOR ANALYSIS



SECTOR 1 = FL to I1, SECTOR 2 = I1 to FL, DIFF = Difference To Personal Best Lap, P = Crossed Finish Line in Pit Lane, D = Time Disallowed

P13 124 C		Mark STRUTT		Yamaha R6 - MPS Developments LTD		
IDEAL LAP TIME : 52.111		BEST LAP TIME : 52.395		DIFFERENCE : 0.284		
LAP	SECTOR 1	SECTOR 2	LAP TIME	MPH	DIFF	TIME OF DAY
1 -		20.834	59.111	73.56	6.716	15:44:14.834
2 -	31.866	20.861	52.727	82.47	0.332	15:45:07.561
3 -	<b>31.563</b>	20.843	52.406 (2)	82.97	0.011	15:45:59.967
4 -	<b>31.563</b>	20.832	<b>52.395 (1)</b>	<b>82.99</b>		<b>15:46:52.362</b>
5 -	31.657	20.873	52.530	82.78	0.135	15:47:44.892
6 -	31.758	20.782	52.540	82.76	0.145	15:48:37.432
7 -	31.677	20.808	52.485	82.85	0.090	15:49:29.917
8 -	31.868	20.642	52.510	82.81	0.115	15:50:22.427
9 -	31.734	20.688	52.422 (3)	82.95	0.027	15:51:14.849
10 -	31.963	21.003	52.966	82.10	0.571	15:52:07.815
11 -	31.917	<b>20.548</b>	52.465	82.88	0.070	15:53:00.280

P14 97 C		Edward ANSELL		- E a Ansell contractors		
IDEAL LAP TIME : 52.341		BEST LAP TIME : 52.400		DIFFERENCE : 0.059		
LAP	SECTOR 1	SECTOR 2	LAP TIME	MPH	DIFF	TIME OF DAY
1 -		21.440	1:00.682	71.66	8.282	15:44:16.405
2 -	32.807	20.915	53.722	80.94	1.322	15:45:10.127
3 -	32.822	20.999	53.821	80.79	1.421	15:46:03.948
4 -	32.392	20.973	53.365	81.48	0.965	15:46:57.313
5 -	32.417	21.156	53.573	81.17	1.173	15:47:50.886
6 -	32.102	20.872	52.974 (3)	82.08	0.574	15:48:43.860
7 -	<b>31.664</b>	20.779	52.443 (2)	82.92	0.043	15:49:36.303
8 -	31.723	<b>20.677</b>	<b>52.400 (1)</b>	<b>82.98</b>		<b>15:50:28.703</b>
9 -	32.157	20.879	53.036	81.99	0.636	15:51:21.739
10 -	32.640	20.866	53.506	81.27	1.106	15:52:15.245
11 -	31.899	21.219	53.118	81.86	0.718	15:53:08.363

P15 8 EVO		James SEATH		Triumph DAYTONA 675R - Ovenden Earthmoving		
IDEAL LAP TIME : 51.757		BEST LAP TIME : 51.847		DIFFERENCE : 0.090		
LAP	SECTOR 1	SECTOR 2	LAP TIME	MPH	DIFF	TIME OF DAY
1 -		21.417	1:01.203	71.05	9.356	15:44:16.926
2 -	32.956	21.167	54.123	80.34	2.276	15:45:11.049
3 -	32.485	21.063	53.548	81.20	1.701	15:46:04.597
4 -	32.277	21.074	53.351	81.50	1.504	15:46:57.948
5 -	32.269	20.964	53.233	81.69	1.386	15:47:51.181
6 -	32.759	20.775	53.534	81.23	1.687	15:48:44.715
7 -	31.912	20.625	52.537 (2)	82.77	0.690	15:49:37.252
8 -	<b>31.266</b>	20.581	<b>51.847 (1)</b>	<b>83.87</b>		<b>15:50:29.099</b>
9 -	31.918	21.035	52.953	82.12	1.106	15:51:22.052
10 -	32.999	<b>20.491</b>	53.490	81.29	1.643	15:52:15.542
11 -	32.096	20.727	52.823 (3)	82.32	0.976	15:53:08.365

P16 18 C		Steven ASHLEY-PARRY		Yamaha R6 - Symonds auto salvage		
IDEAL LAP TIME : 52.908		BEST LAP TIME : 52.944		DIFFERENCE : 0.036		
LAP	SECTOR 1	SECTOR 2	LAP TIME	MPH	DIFF	TIME OF DAY
1 -		21.422	1:00.340	72.06	7.396	15:44:16.063
2 -	32.731	21.040	53.771	80.87	0.827	15:45:09.834
3 -	32.549	20.932	53.481	81.31	0.537	15:46:03.315
4 -	32.534	20.937	53.471	81.32	0.527	15:46:56.786
5 -	32.544	21.242	53.786	80.85	0.842	15:47:50.572
6 -	32.732	21.300	54.032	80.48	1.088	15:48:44.604
7 -	32.519	20.865	53.384	81.45	0.440	15:49:37.988
8 -	32.251	21.075	53.326	81.54	0.382	15:50:31.314
9 -	32.172	<b>20.772</b>	<b>52.944 (1)</b>	<b>82.13</b>		<b>15:51:24.258</b>
10 -	32.440	20.879	53.319 (3)	81.55	0.375	15:52:17.577
11 -	<b>32.136</b>	20.880	53.016 (2)	82.02	0.072	15:53:10.593

# BMCRC - MRO Championships 2023 - Rnd 8 @ Brands Hatch Indy

## DART Motorsport MRO 600 inc Clubman 600 & GP2/EVO

### RACE 17 - SECTOR ANALYSIS



SECTOR 1 = FL to I1, SECTOR 2 = I1 to FL, DIFF = Difference To Personal Best Lap, P = Crossed Finish Line in Pit Lane, D = Time Disallowed

P17 44		James DUTTON		Kawasaki ZX6R - AMR Motorcycles		
IDEAL LAP TIME : 52.983		BEST LAP TIME : 52.991		DIFFERENCE : 0.008		
LAP	SECTOR 1	SECTOR 2	LAP TIME	MPH	DIFF	TIME OF DAY
1 -		21.619	1:01.754	70.41	8.763	15:44:17.477
2 -	32.714	21.278	53.992	80.54	1.001	15:45:11.469
3 -	32.262	21.170	53.432	81.38	0.441	15:46:04.901
4 -	32.226	21.235	53.461	81.34	0.470	15:46:58.362
5 -	32.125	21.220	53.345	81.51	0.354	15:47:51.707
6 -	32.501	21.273	53.774	80.86	0.783	15:48:45.481
7 -	32.091	21.133	53.224 (3)	81.70	0.233	15:49:38.705
8 -	<b>31.982</b>	21.208	53.190 (2)	81.75	0.199	15:50:31.895
9 -	31.990	<b>21.001</b>	<b>52.991 (1)</b>	<b>82.06</b>		<b>15:51:24.886</b>
10 -	32.600	21.311	53.911	80.66	0.920	15:52:18.797
11 -	32.117	21.111	53.228	81.69	0.237	15:53:12.025

P18 525		Andrew SEDDON		Suzuki GSXR 600 - Marsh & Chalfont		
IDEAL LAP TIME : 54.204		BEST LAP TIME : 54.388		DIFFERENCE : 0.184		
LAP	SECTOR 1	SECTOR 2	LAP TIME	MPH	DIFF	TIME OF DAY
1 -		21.787	1:02.363	69.73	7.975	15:44:18.086
2 -	33.420	21.639	55.059	78.98	0.671	15:45:13.145
3 -	33.028	21.661	54.689	79.51	0.301	15:46:07.834
4 -	32.801	21.765	54.566	79.69	0.178	15:47:02.400
5 -	33.223	21.793	55.016	79.04	0.628	15:47:57.416
6 -	32.926	21.639	54.565 (3)	79.69	0.177	15:48:51.981
7 -	<b>32.684</b>	21.736	54.420 (2)	79.90	0.032	15:49:46.401
8 -	32.868	<b>21.520</b>	<b>54.388 (1)</b>	<b>79.95</b>		<b>15:50:40.789</b>
9 -	33.129	21.692	54.821	79.32	0.433	15:51:35.610
10 -	32.912	21.667	54.579	79.67	0.191	15:52:30.189

P19 13 C		Blake DIDWELL		Kawasaki ZX6R - Black Widow Exhausts   Double Blitz		
IDEAL LAP TIME : 54.713		BEST LAP TIME : 54.979		DIFFERENCE : 0.266		
LAP	SECTOR 1	SECTOR 2	LAP TIME	MPH	DIFF	TIME OF DAY
1 -		22.245	1:03.452	68.53	8.473	15:44:19.175
2 -	34.023	21.671	55.694	78.08	0.715	15:45:14.869
3 -	34.365	21.881	56.246	77.31	1.267	15:46:11.115
4 -	33.990	21.803	55.793	77.94	0.814	15:47:06.908
5 -	33.466	<b>21.523</b>	54.989 (2)	79.08	0.010	15:48:01.897
6 -	33.365	21.739	55.104 (3)	78.91	0.125	15:48:57.001
7 -	<b>33.190</b>	21.789	<b>54.979 (1)</b>	<b>79.09</b>		<b>15:49:51.980</b>
8 -	33.741	21.848	55.589	78.22	0.610	15:50:47.569
9 -	33.653	21.867	55.520	78.32	0.541	15:51:43.089
10 -	34.238	22.095	56.333	77.19	1.354	15:52:39.422

P20 36		Harry FOWLE		Yamaha R6 - HF Refinishing Racing		
IDEAL LAP TIME : 49.019		BEST LAP TIME : 49.019		DIFFERENCE : 0.000		
LAP	SECTOR 1	SECTOR 2	LAP TIME	MPH	DIFF	TIME OF DAY
1 -		20.117	54.840	79.29	5.821	15:44:10.563
2 -	29.877	19.840	49.717	87.46	0.698	15:45:00.280
3 -	29.582	19.903	49.485	87.87	0.466	15:45:49.765
4 -	29.465	19.843	49.308	88.19	0.289	15:46:39.073
5 -	29.366	19.872	49.238	88.31	0.219	15:47:28.311
6 -	29.315	19.917	49.232 (3)	88.32	0.213	15:48:17.543
7 -	<b>29.279</b>	<b>19.740</b>	<b>49.019 (1)</b>	<b>88.71</b>		<b>15:49:06.562</b>
8 -	29.282	19.813	49.095 (2)	88.57	0.076	15:49:55.657
9 -	29.445	19.797	49.242	88.31	0.223	15:50:44.899

# BMCRC - MRO Championships 2023 - Rnd 8 @ Brands Hatch Indy

## DART Motorsport MRO 600 inc Clubman 600 & GP2/EVO

### RACE 17 - SECTOR ANALYSIS



SECTOR 1 = FL to I1, SECTOR 2 = I1 to FL, DIFF = Difference To Personal Best Lap, P = Crossed Finish Line in Pit Lane, D = Time Disallowed

P21 24 C		Callum MANLEY		Honda CBR600 RR - Bec's Sweets			
IDEAL LAP TIME : 50.456		BEST LAP TIME : 50.576		DIFFERENCE : 0.120			
LAP	SECTOR 1	SECTOR 2	LAP TIME	MPH	DIFF	TIME OF DAY	
1 -		20.890	58.649	74.14	8.073	15:44:14.372	
2 -	30.840	20.170	51.010	85.25	0.434	15:45:05.382	
3 -	<b>30.433</b>	20.244	50.677 (3)	85.81	0.101	15:45:56.059	
4 -	30.723	<b>20.023</b>	50.746	85.69	0.170	15:46:46.805	
5 -	30.605	20.287	50.892	85.44	0.316	15:47:37.697	
6 -	30.489	20.139	50.628 (2)	85.89	0.052	15:48:28.325	
7 -	30.511	20.065	<b>50.576 (1)</b>	<b>85.98</b>		<b>15:49:18.901</b>	
8 -	30.674	20.330	51.004	85.26	0.428	15:50:09.905	
9 -	30.704	20.503	51.207	84.92	0.631	15:51:01.112	

P22 169		Gareth CUNNINGHAM		Yamaha R6 - Burnham cars ltd			
IDEAL LAP TIME : 50.492		BEST LAP TIME : 50.558		DIFFERENCE : 0.066			
LAP	SECTOR 1	SECTOR 2	LAP TIME	MPH	DIFF	TIME OF DAY	
1 -		20.802	57.961	75.02	7.403	15:44:13.684	
2 -	30.987	20.232	51.219	84.90	0.661	15:45:04.903	
3 -	30.730	<b>20.058</b>	50.788 (3)	85.62	0.230	15:45:55.691	
4 -	30.575	20.386	50.961	85.33	0.403	15:46:46.652	
5 -	30.933	20.385	51.318	84.73	0.760	15:47:37.970	
6 -	<b>30.434</b>	20.175	50.609 (2)	85.92	0.051	15:48:28.579	
7 -	30.451	20.107	<b>50.558 (1)</b>	<b>86.01</b>		<b>15:49:19.137</b>	
8 -	30.934	20.349	51.283	84.79	0.725	15:50:10.420	
9 -	30.615	20.238	50.853	85.51	0.295	15:51:01.273	

P23 212		Matt PALLETT		Kawasaki ZX636 - BDA Chartered Architects			
IDEAL LAP TIME : 49.991		BEST LAP TIME : 49.991		DIFFERENCE : 0.000			
LAP	SECTOR 1	SECTOR 2	LAP TIME	MPH	DIFF	TIME OF DAY	
1 -		20.100	54.978	79.09	4.987	15:44:10.701	
2 -	<b>30.009</b>	<b>19.982</b>	<b>49.991 (1)</b>	<b>86.98</b>		<b>15:45:00.692</b>	

P24 32 C		James ROBINSON		Yamaha R6 - claire palastanga ceramics			
IDEAL LAP TIME :		BEST LAP TIME :		DIFFERENCE :			
LAP	SECTOR 1	SECTOR 2	LAP TIME	MPH	DIFF	TIME OF DAY	
1 -		<b>21.160</b>	59.666	72.88		15:44:15.389	

# BMCRC - MRO Championships 2023 - Rnd 8 @ Brands Hatch Indy

## DART Motorsport MRO 600 inc Clubman 600 & GP2/EVO

### RACE 17 - BEST SECTORS

SECTOR 1			SECTOR 2			IDEAL / BEST COMPARISON						
POS	NO	NAME	TIME	NO	NAME	TIME	POS	NO	NAME	IDEAL	BEST	DIFF
									<b>PERFECT LAP</b>	<b>48.797</b>		
1	36	FOWLE	29.279	134	GILBERT	19.518	1	134	GILBERT	48.889	48.889	0.000
2	134	GILBERT	29.371	51	CLARKE	19.632	2	36	FOWLE	49.019	49.019	0.000
3	661	HARRIS	29.472	961	SIM	19.644	3	661	HARRIS	49.337	49.464	0.127
4	35	DICKINSON	29.677	38	PARK	19.686	4	961	SIM	49.487	49.527	0.040
5	38	PARK	29.829	36	FOWLE	19.740	5	38	PARK	49.515	49.647	0.132
6	961	SIM	29.843	40	ROSS	19.806	6	51	CLARKE	49.618	49.618	0.000
7	51	CLARKE	29.986	14	MUIR	19.839	7	40	ROSS	49.832	49.870	0.038
8	212	PALLET	30.009	661	HARRIS	19.865	8	14	MUIR	49.873	49.907	0.034
9	40	ROSS	30.026	212	PALLET	19.982	9	35	DICKINSON	49.906	49.906	0.000
10	14	MUIR	30.034	24	MANLEY	20.023	10	212	PALLET	49.991	49.991	0.000
11	91	HIRST	30.293	169	CUNNINGHAM	20.058	11	91	HIRST	50.431	50.496	0.065
12	24	MANLEY	30.433	543	ELLIS	20.087	12	24	MANLEY	50.456	50.576	0.120
13	169	CUNNINGHAM	30.434	120	GOWER	20.124	13	169	CUNNINGHAM	50.492	50.558	0.066
14	120	GOWER	30.435	91	HIRST	20.138	14	120	GOWER	50.559	50.712	0.153
15	543	ELLIS	30.597	35	DICKINSON	20.229	15	543	ELLIS	50.684	50.704	0.020
16	8	SEATH	31.266	8	SEATH	20.491	16	8	SEATH	51.757	51.847	0.090
17	122	GATHERCOLE	31.391	124	STRUTT	20.548	17	124	STRUTT	52.111	52.395	0.284
18	124	STRUTT	31.563	97	ANSELL	20.677	18	122	GATHERCOLE	52.134	52.134	0.000
19	97	ANSELL	31.664	122	GATHERCOLE	20.743	19	97	ANSELL	52.341	52.400	0.059
20	44	DUTTON	31.982	18	ASHLEY-PARRY	20.772	20	18	ASHLEY-PARRY	52.908	52.944	0.036
21	18	ASHLEY-PARRY	32.136	44	DUTTON	21.001	21	44	DUTTON	52.983	52.991	0.008
22	525	SEDDON	32.684	32	ROBINSON	21.160	22	525	SEDDON	54.204	54.388	0.184
23	13	DIDWELL	33.190	525	SEDDON	21.520	23	13	DIDWELL	54.713	54.979	0.266
24				13	DIDWELL	21.523	24	32	ROBINSON			

# BMCRC - MRO Championships 2023 - Rnd 8 @ Brands Hatch Indy

## DART Motorsport MRO 600 inc Clubman 600 & GP2/EVO

### RACE 17 - STATISTICS

Competitors Started	24
Planned Start	2023-10-01 @ 15:40:00.000
Actual Start	2023-10-01 @ 15:43:15.722
Finish Time	2023-10-01 @ 15:52:24.675
Track Length	1.2079mi.
Total Laps	237
Total Distance Covered	286.2831mi.

#### Session Fastest Lap History

NO	CL	NAME	LAP TIME	TIME OF DAY	LAP	VEHICLE
134		Donald GILBERT	49.784	15:45:00.054	2	Kawasaki ZX6R
36		Harry FOWLE	49.717	15:45:00.288	2	Yamaha R6
38	C	Robbie PARK	49.647	15:45:01.299	2	Triumph 675 R
36		Harry FOWLE	49.485	15:45:49.773	3	Yamaha R6
36		Harry FOWLE	49.308	15:46:39.081	4	Yamaha R6
36		Harry FOWLE	49.238	15:47:28.319	5	Yamaha R6
36		Harry FOWLE	49.232	15:48:17.551	6	Yamaha R6
134		Donald GILBERT	49.112	15:48:18.010	6	Kawasaki ZX6R
36		Harry FOWLE	49.019	15:49:06.570	7	Yamaha R6
134		Donald GILBERT	48.889	15:49:06.899	7	Kawasaki ZX6R

#### Session Leader History

NO	CL	NAME	FROM LAP	LAPS LED	DISTANCE	VEHICLE
134		Donald GILBERT	1	2	2.41 miles	Kawasaki ZX6R
36		Harry FOWLE	3	7	8.45 miles	Yamaha R6
134		Donald GILBERT	10	2	2.41 miles	Kawasaki ZX6R

#### Flag History

TYPE	TIME OF DAY
GREEN	15:43:15.722
FINISH	15:52:24.675

#### Flag Statistics

TYPE	COUNT	TOTAL LAPS	TOTAL TIME
Green	1	11	10:40.798
Red	0	0	0.000
Safety Car	0	0	0.000
FCY	0	0	0.000



# BMCRC - MRO Championships 2023 - Rnd 8 @ Brands Hatch Indy

## DART Motorsport MRO 600 inc Clubman 600 & GP2/EVO

### RACE 17 - STATISTICS

CLASS :

9 Starters

#### Fastest Lap History

NO	NAME	LAP TIME	TIME OF DAY	LAP	VEHICLE
134	Donald GILBERT	49.784	15:45:00.054	2	Kawasaki ZX6R
36	Harry FOWLE	49.717	15:45:00.288	2	Yamaha R6
36	Harry FOWLE	49.485	15:45:49.773	3	Yamaha R6
36	Harry FOWLE	49.308	15:46:39.081	4	Yamaha R6
36	Harry FOWLE	49.238	15:47:28.319	5	Yamaha R6
36	Harry FOWLE	49.232	15:48:17.551	6	Yamaha R6
134	Donald GILBERT	49.112	15:48:18.010	6	Kawasaki ZX6R
36	Harry FOWLE	49.019	15:49:06.570	7	Yamaha R6
134	Donald GILBERT	48.889	15:49:06.899	7	Kawasaki ZX6R

#### Leader History

NO	NAME	FROM LAP	LAPS LED	DISTANCE	VEHICLE
134	Donald GILBERT	1	2	2.41 miles	Kawasaki ZX6R
36	Harry FOWLE	3	7	8.45 miles	Yamaha R6
134	Donald GILBERT	10	2	2.41 miles	Kawasaki ZX6R

# BMCRC - MRO Championships 2023 - Rnd 8 @ Brands Hatch Indy

## DART Motorsport MRO 600 inc Clubman 600 & GP2/EVO

### RACE 17 - STATISTICS

**CLASS : C**

13 Starters

#### Fastest Lap History

NO	NAME	LAP TIME	TIME OF DAY	LAP	VEHICLE
38	Robbie PARK	<b>49.647</b>	15:45:01.299	2	Triumph 675 R

#### Leader History

NO	NAME	FROM LAP	LAPS LED	DISTANCE	VEHICLE
38	Robbie PARK	1	11	13.28 miles	Triumph 675 R

# BMCRC - MRO Championships 2023 - Rnd 8 @ Brands Hatch Indy

## DART Motorsport MRO 600 inc Clubman 600 & GP2/EVO

### RACE 17 - STATISTICS

**CLASS : EVO**

2 Starters

#### Fastest Lap History

NO	NAME	LAP TIME	TIME OF DAY	LAP	VEHICLE
661	Cameron HARRIS	50.084	15:45:01.075	2	Triumph 675R
661	Cameron HARRIS	49.920	15:45:50.994	3	Triumph 675R
661	Cameron HARRIS	49.741	15:46:40.735	4	Triumph 675R
661	Cameron HARRIS	49.483	15:47:30.218	5	Triumph 675R
661	Cameron HARRIS	49.464	15:48:19.682	6	Triumph 675R

#### Leader History

NO	NAME	FROM LAP	LAPS LED	DISTANCE	VEHICLE
661	Cameron HARRIS	1	11	13.28 miles	Triumph 675R

**Properly  
Protected**

**.GO.UK**



# MRO MINITWINS & BMCRC ROOKIE MINITEINS

Supported by Properly Protected



BMCRC-MRO Championships - Round 8  
Brands Hatch Indy  
30<sup>th</sup> September / 1<sup>st</sup> October 2023



Timing & Results Provided by Timing Solutions Ltd

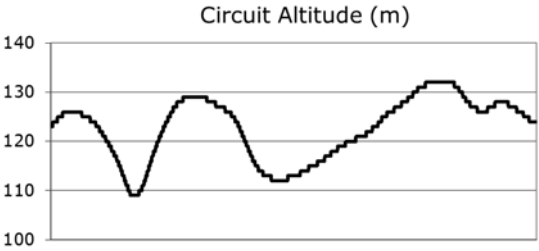
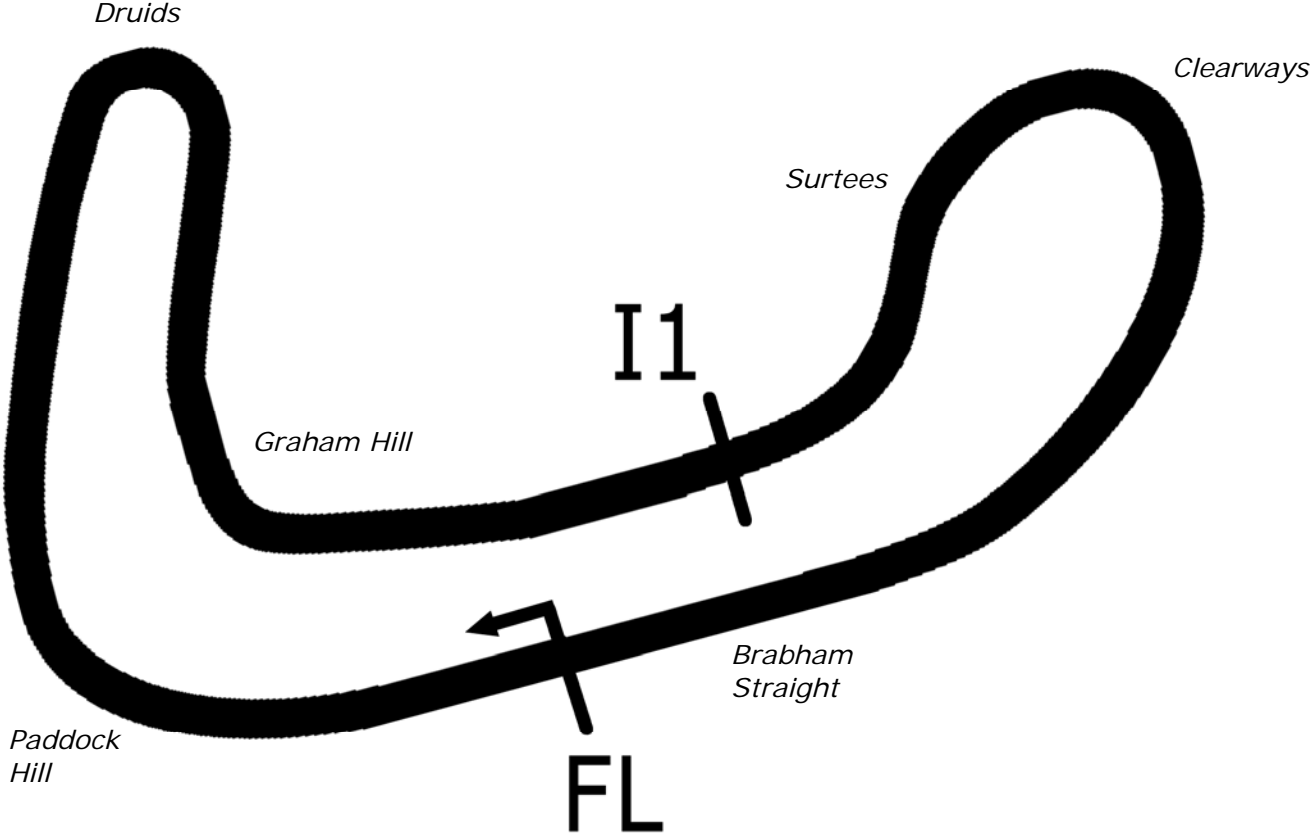
[www.tsl-timing.com](http://www.tsl-timing.com)

# Brands Hatch Indy



SPORTS TIMING

TIMING SOLUTIONS LTD



Length	1.2079 miles	1944.0 m	
FL		51.36032 N	0.26032 E
I1	1112m	51.35934 N	0.25955 E
Pit Entry	1669m	51.35911 N	0.25743 E
Pit Exit	26m after FL	51.36027 N	0.26078 E
Pit Entry–Pit Exit 277m, 16.6s @60kph, 12.4s @80kph			

# BMCRC - MRO Championships 2023 - Rnd 8 @ Brands Hatch Indy



## MRO Minitwins & BMCRC Rookie Minitwins

### QUALIFYING - CLASSIFICATION

POS	NO	CL	PIC NAME	ENTRY	TIME	ON	LAPS	GAP	DIFF	MPH
1	1		1 David TWYFORD	Suzuki SV650 - IMP Racing, MHP, RODOC	51.868	7	14			83.83
2	22		2 Darren DOWDS	Suzuki SV650 - sublime dsg Ltd	51.954	12	13	0.086	0.086	83.70
3	19		3 Kevin LILLEY	Suzuki SV650 - Trafalgar Cleaning Eqpt. / Steve Jordar	52.921	13	13	1.053	0.967	82.17
4	58*		4 Stacey KILLWORTH	Suzuki SV650 - Greenplant/Everns	53.023	13	13	1.155	0.102	82.01
5	888		5 Brandon WRIGHT	Suzuki SV650 - 888 Vapour	53.249	13	13	1.381	0.226	81.66
6	281		6 Daniel FARLEY	Suzuki SV650 - F-TECH FIRE & ELECTRICAL LTD	53.370	6	13	1.502	0.121	81.48
7	5		7 Barry MANTELL	Suzuki SV650 - Swedish car connection	53.586	7	13	1.718	0.216	81.15
8	15*	RMT	1 James SVENSEN	Suzuki SV650 - Tom Svensen Racing	53.657	10	13	1.789	0.071	81.04
9	33		8 Steve COSTIN	Suzuki SV650 - ATP Motorsport	53.771	7	13	1.903	0.114	80.87
10	3		9 Oliver ARBON	Suzuki SV650 - tt plumbing and heating	53.799	10	13	1.931	0.028	80.83
11	74		10 Daniel BLACK	Suzuki SV650 - DAD	53.856	11	13	1.988	0.057	80.74
12	258		11 Ande FRIEND	Suzuki SV650 - Flying colours Motorcycle Training	54.137	11	13	2.269	0.281	80.32
13	94	RMT	2 Jonathan KING	Suzuki SV650 -	54.166	11	13	2.298	0.029	80.28
14	104	RMT	3 Jack GRIFFITHS	Suzuki SV650 -	54.277	7	13	2.409	0.111	80.11
15	4		12 Hayden KILLWORTH	Suzuki SV650 - Bradley Hix (H11xy) @Green Plant UK	54.411	11	13	2.543	0.134	79.92
16	45		13 Terence QUINCE	Suzuki SV650 - K&Q, HM Racing, Titan-x	54.471	10	12	2.603	0.060	79.83
17	40		14 Simon WILKINSON	Suzuki SV650 - S P Wilkinson Engineering Ltd	55.064	11	12	3.196	0.593	78.97
18	34		15 Andrew JOHNSON	Suzuki SV650 - Rose & Charlie Racing	55.352	8	12	3.484	0.288	78.56
19	167	RMT	4 Terry SMITH	Suzuki SV650 - IMP Racing	55.682	10	12	3.814	0.330	78.09
20	9		16 Thomas BEDFORD	Suzuki SV650 - AWO Recycling Ltd	55.911	4	13	4.043	0.229	77.77
21	67	RMT	5 Simon HARVEY	Suzuki SV650 -	55.925	8	12	4.057	0.014	77.75
22	81		17 Malvern MAY	Suzuki SV650 - IMP racing	56.066	4	5	4.198	0.141	77.56
23	14		18 Malcolm BATE	Suzuki SV650 - Hartjay	56.462	9	12	4.594	0.396	77.01
24	46	RMT	6 Richard HODGES	Suzuki SV650 -	56.485	12	12	4.617	0.023	76.98
25	777	RMT	7 Richard HIRST	Suzuki SV650 - Northern garage conversion	56.862	11	12	4.994	0.377	76.47
26	127	RMT	8 Matthew CHAM	Ducati Monster 796 -	56.916	5	7	5.048	0.054	76.40
27	10	RMT	9 Ian LAURIE	Suzuki SV650 -	56.936	12	12	5.068	0.020	76.37
28	132	RMT	10 Ben KING	Suzuki SV650 -	57.114	11	11	5.246	0.178	76.13
29	47		19 Tristan BOHANAN	Suzuki SV650 -	57.306	10	12	5.438	0.192	75.88
30	158		20 Danny BRENNAN	Suzuki SV650 -	57.422	11	12	5.554	0.116	75.73
31	336	RMT	11 Alan MORGAN	Suzuki SV650 - Little Duck Racing	57.463	10	12	5.595	0.041	75.67
32	116		21 Gareth FAITH	Suzuki SV650 - Sitramoto	57.923	6	8	6.055	0.460	75.07
33	75	RMT	12 Tom SVENSEN	Suzuki SV650 - TSR	1:02.739	11	11	10.871	4.816	69.31
34	93		22 Tony BOTTO	Suzuki SV650 - TB Motorcycles			0			

\* No. 15 & 58 - Please fit a working transponder

\* No. 58 - Fastest lap removed - yellow flag infringement

Weather / Track : Cloudy / Dry

These results are provisional until the conclusion of any judicial and technical matters.

Brands Hatch Indy: 1.2079 miles  
Date: 30/09/2023 Start: 09:17 Finish: 09:29

Clerk Of Course :	Stewards :	Timekeeper : <i>Craig Smith</i>
-------------------	------------	------------------------------------

Results can be found at [www.tsl-timing.com](http://www.tsl-timing.com)

Printed - 09:32 Saturday, 30 September 2023



# BMCRC - MRO Championships 2023 - Rnd 8 @ Brands Hatch Indy

## MRO Minitwins & BMCRC Rookie Minitwins

### QUALIFYING - SECTOR ANALYSIS



SECTOR 1 = FL to I1, SECTOR 2 = I1 to FL, DIFF = Difference To Personal Best Lap, P = Crossed Finish Line in Pit Lane, D = Time Disallowed

P1 1		David TWYFORD		Suzuki SV650 - IMP Racing, MHP, RODOC			
IDEAL LAP TIME : 51.775		BEST LAP TIME : 51.868		DIFFERENCE : 0.093			
LAP	SECTOR 1	SECTOR 2	LAP TIME	MPH	DIFF	TIME OF DAY	
1 -	34.001	22.674	56.675	76.72	4.807	09:19:15.975	
2 -	33.189	21.473	54.662	79.55	2.794	09:20:10.637	
3 -	31.802	21.305	53.107	81.88	1.239	09:21:03.744	
4 -	31.355	21.571	52.926	82.16	1.058	09:21:56.670	
5 -	32.008	<b>20.860</b>	52.868	82.25	1.000	09:22:49.538	
6 -	31.300	21.134	52.434	82.93	0.566	09:23:41.972	
7 -	<b>30.915</b>	20.953	<b>51.868 (1)</b>	<b>83.83</b>		<b>09:24:33.840</b>	
8 -	31.204	20.912	52.116 (3)	83.44	0.248	09:25:25.956	
9 -	31.535	20.955	52.490	82.84	0.622	09:26:18.446	
10 -	31.389	20.995	52.384	83.01	0.516	09:27:10.830	
11 -	31.490	20.947	52.437	82.93	0.569	09:28:03.267	
12 -	31.155	20.938	52.093 (2)	83.47	0.225	09:28:55.360	
13 -	31.521	20.967	52.488	82.84	0.620	09:29:47.848	
14 -	31.546	21.085	52.631	82.62	0.763	09:30:40.479	

P2 22		Darren DOWDS		Suzuki SV650 - sublime dsg Ltd			
IDEAL LAP TIME : 51.954		BEST LAP TIME : 51.954		DIFFERENCE : 0.000			
LAP	SECTOR 1	SECTOR 2	LAP TIME	MPH	DIFF	TIME OF DAY	
1 -	32.634	21.828	54.462	79.84	2.508	09:19:09.108	
2 -	32.510	21.351	53.861	80.73	1.907	09:20:02.969	
3 -	31.533	21.515	53.048	81.97	1.094	09:20:56.017	
4 -	34.285	IN PIT	1:11.435 P	60.87	19.481	09:22:07.452	
5 -	OUTLAP	21.504	1:01.286	70.95	9.332	09:23:08.738	
6 -	31.386	21.058	52.444 (3)	82.91	0.490	09:24:01.182	
7 -	33.718	22.390	56.108	77.50	4.154	09:24:57.290	
8 -	31.633	21.419	53.052	81.96	1.098	09:25:50.342	
9 -	32.429	25.702	58.131	74.80	6.177	09:26:48.473	
10 -	38.422	21.302	59.724	72.81	7.770	09:27:48.197	
11 -	31.805	21.129	52.934	82.15	0.980	09:28:41.131	
12 -	<b>31.103</b>	<b>20.851</b>	<b>51.954 (1)</b>	<b>83.70</b>		<b>09:29:33.085</b>	
13 -	31.225	20.994	52.219 (2)	83.27	0.265	09:30:25.304	

P3 19		Kevin LILLEY		Suzuki SV650 - Trafalgar Cleaning Eqpt. / Steve Jordan Motorcy			
IDEAL LAP TIME : 52.921		BEST LAP TIME : 52.921		DIFFERENCE : 0.000			
LAP	SECTOR 1	SECTOR 2	LAP TIME	MPH	DIFF	TIME OF DAY	
1 -	33.601	22.114	55.715	78.05	2.794	09:19:16.289	
2 -	34.086	21.733	55.819	77.90	2.898	09:20:12.108	
3 -	31.936	21.316	53.252	81.66	0.331	09:21:05.360	
4 -	31.714	21.344	53.058 (2)	81.95	0.137	09:21:58.418	
5 -	31.801	22.183	53.984	80.55	1.063	09:22:52.402	
6 -	32.217	21.590	53.807	80.81	0.886	09:23:46.209	
7 -	31.773	21.406	53.179	81.77	0.258	09:24:39.388	
8 -	31.745	21.372	53.117 (3)	81.86	0.196	09:25:32.505	
9 -	32.920	21.478	54.398	79.94	1.477	09:26:26.903	
10 -	31.725	21.457	53.182	81.76	0.261	09:27:20.085	
11 -	32.132	21.663	53.795	80.83	0.874	09:28:13.880	
12 -	32.303	21.472	53.775	80.86	0.854	09:29:07.655	
13 -	<b>31.690</b>	<b>21.231</b>	<b>52.921 (1)</b>	<b>82.17</b>		<b>09:30:00.576</b>	

# BMCRC - MRO Championships 2023 - Rnd 8 @ Brands Hatch Indy

## MRO Minitwins & BMCRC Rookie Minitwins

### QUALIFYING - SECTOR ANALYSIS



SECTOR 1 = FL to I1, SECTOR 2 = I1 to FL, DIFF = Difference To Personal Best Lap, P = Crossed Finish Line in Pit Lane, D = Time Disallowed

<b>P4 58</b>		<b>Stacey KILLWORTH</b>		Suzuki SV650 - Greenplant/Everns		
IDEAL LAP TIME :		BEST LAP TIME : 53.023		DIFFERENCE :		
LAP	SECTOR 1	SECTOR 2	LAP TIME	MPH	DIFF	TIME OF DAY
1 -			57.271	75.93	4.248	09:19:19.362
2 -			56.026	77.61	3.003	09:20:15.388
3 -			55.359	78.55	2.336	09:21:10.748
4 -			54.636	79.59	1.613	09:22:05.385
5 -			55.049	78.99	2.026	09:23:00.434
6 -			54.531	79.74	1.508	09:23:54.966
7 -			53.699	80.98	0.676	09:24:48.665
8 -			54.270	80.12	1.247	09:25:42.935
9 -			53.976	80.56	0.953	09:26:36.911
10 -			53.151 (2)	81.81	0.128	09:27:30.062
11 -			53.457 (3)	81.34	0.434	09:28:23.519
12 -			<del>52.836</del> D	82.30		09:29:16.355
13 -			<b>53.023 (1)</b>	<b>82.01</b>		<b>09:30:09.378</b>

<b>P5 888</b>		<b>Brandon WRIGHT</b>		Suzuki SV650 - 888 Vapour		
IDEAL LAP TIME : 53.249		BEST LAP TIME : 53.249		DIFFERENCE : 0.000		
LAP	SECTOR 1	SECTOR 2	LAP TIME	MPH	DIFF	TIME OF DAY
1 -			58.549	74.27	5.300	09:19:18.895
2 -			56.522	76.93	3.273	09:20:15.417
3 -			55.243	78.71	1.994	09:21:10.660
4 -			54.915	79.18	1.666	09:22:05.575
5 -			54.829	79.31	1.580	09:23:00.404
6 -			55.391	78.50	2.142	09:23:55.795
7 -			54.059	80.44	0.810	09:24:49.854
8 -			53.949 (3)	80.60	0.700	09:25:43.803
9 -			53.413 (2)	81.41	0.164	09:26:37.216
10 -			54.969	79.11	1.720	09:27:32.185
11 -			54.225	80.19	0.976	09:28:26.410
12 -			55.123	78.88	1.874	09:29:21.533
13 -	<b>32.077</b>	<b>21.172</b>	<b>53.249 (1)</b>	<b>81.66</b>		<b>09:30:14.782</b>

<b>P6 281</b>		<b>Daniel FARLEY</b>		Suzuki SV650 - F-TECH FIRE & ELECTRICAL LTD		
IDEAL LAP TIME : 53.370		BEST LAP TIME : 53.370		DIFFERENCE : 0.000		
LAP	SECTOR 1	SECTOR 2	LAP TIME	MPH	DIFF	TIME OF DAY
1 -	33.688	22.049	55.737	78.02	2.367	09:19:10.752
2 -	33.039	21.739	54.778	79.38	1.408	09:20:05.530
3 -	32.605	21.648	54.253 (3)	80.15	0.883	09:20:59.783
4 -	32.734	IN PIT	1:08.266 P	63.70	14.896	09:22:08.049
5 -	OUTLAP	21.720	1:01.205	71.04	7.835	09:23:09.254
6 -	<b>32.152</b>	<b>21.218</b>	<b>53.370 (1)</b>	<b>81.48</b>		<b>09:24:02.624</b>
7 -	33.167	21.864	55.031	79.02	1.661	09:24:57.655
8 -	32.282	22.672	54.954	79.13	1.584	09:25:52.609
9 -	32.825	23.478	56.303	77.23	2.933	09:26:48.912
10 -	38.301	21.493	59.794	72.72	6.424	09:27:48.706
11 -	32.343	22.734	55.077	78.95	1.707	09:28:43.783
12 -	32.839	21.786	54.625	79.60	1.255	09:29:38.408
13 -	32.578	21.506	54.084 (2)	80.40	0.714	09:30:32.492



# BMCRC - MRO Championships 2023 - Rnd 8 @ Brands Hatch Indy

## MRO Minitwins & BMCRC Rookie Minitwins

### QUALIFYING - SECTOR ANALYSIS



SECTOR 1 = FL to I1, SECTOR 2 = I1 to FL, DIFF = Difference To Personal Best Lap, P = Crossed Finish Line in Pit Lane, D = Time Disallowed

<b>P7 5 Barry MANTELL</b>		Suzuki SV650 - Swedish car connection				
IDEAL LAP TIME : 53.586		BEST LAP TIME : 53.586		DIFFERENCE : 0.000		
LAP	SECTOR 1	SECTOR 2	LAP TIME	MPH	DIFF	TIME OF DAY
1 -	36.626	24.500	1:01.126	71.14	7.540	09:19:34.462
2 -	34.433	22.108	56.541	76.91	2.955	09:20:31.003
3 -	32.623	22.468	55.091	78.93	1.505	09:21:26.094
4 -	32.992	22.129	55.121	78.89	1.535	09:22:21.215
5 -	32.347	22.023	54.370 (3)	79.98	0.784	09:23:15.585
6 -	32.402	21.879	54.281 (2)	80.11	0.695	09:24:09.866
7 -	<b>31.970</b>	<b>21.616</b>	<b>53.586 (1)</b>	<b>81.15</b>		<b>09:25:03.452</b>
8 -	34.366	22.591	56.957	76.34	3.371	09:26:00.409
9 -	33.033	21.712	54.745	79.43	1.159	09:26:55.154
10 -	33.418	23.924	57.342	75.83	3.756	09:27:52.496
11 -	33.092	21.775	54.867	79.25	1.281	09:28:47.363
12 -	32.347	22.290	54.637	79.59	1.051	09:29:42.000
13 -	34.056	22.990	57.046	76.22	3.460	09:30:39.046

<b>P8 15 RMT James SVENSEN</b>		Suzuki SV650 - Tom Svensen Racing				
IDEAL LAP TIME :		BEST LAP TIME : 53.657		DIFFERENCE :		
LAP	SECTOR 1	SECTOR 2	LAP TIME	MPH	DIFF	TIME OF DAY
1 -			57.748	75.30	4.091	09:19:18.986
2 -			56.860	76.47	3.203	09:20:15.846
3 -			55.121	78.89	1.464	09:21:10.967
4 -			55.122	78.89	1.465	09:22:06.089
5 -			54.548	79.72	0.891	09:23:00.637
6 -			59.553	73.02	5.896	09:24:00.190
7 -			54.604	79.63	0.947	09:24:54.794
8 -			54.980	79.09	1.323	09:25:49.774
9 -			55.024	79.03	1.367	09:26:44.798
10 -			<b>53.657 (1)</b>	<b>81.04</b>		<b>09:27:38.455</b>
11 -			54.513	79.77	0.856	09:28:32.968
12 -			54.034 (2)	80.47	0.377	09:29:27.002
13 -			54.496 (3)	79.79	0.839	09:30:21.498

<b>P9 33 Steve COSTIN</b>		Suzuki SV650 - ATP Motorsport				
IDEAL LAP TIME : 53.454		BEST LAP TIME : 53.771		DIFFERENCE : 0.317		
LAP	SECTOR 1	SECTOR 2	LAP TIME	MPH	DIFF	TIME OF DAY
1 -	34.476	22.501	56.977	76.32	3.206	09:19:17.342
2 -	34.450	22.954	57.404	75.75	3.633	09:20:14.746
3 -	33.411	22.165	55.576	78.24	1.805	09:21:10.322
4 -	33.091	22.051	55.142	78.86	1.371	09:22:05.464
5 -	32.721	22.147	54.868	79.25	1.097	09:23:00.332
6 -	32.557	21.577	54.134 (3)	80.33	0.363	09:23:54.466
7 -	32.287	<b>21.484</b>	<b>53.771 (1)</b>	<b>80.87</b>		<b>09:24:48.237</b>
8 -	32.621	21.827	54.448	79.86	0.677	09:25:42.685
9 -	<b>31.970</b>	22.483	54.453	79.85	0.682	09:26:37.138
10 -	32.526	21.607	54.133 (2)	80.33	0.362	09:27:31.271
11 -	32.046	22.912	54.958	79.12	1.187	09:28:26.229
12 -	33.361	22.351	55.712	78.05	1.941	09:29:21.941
13 -	32.313	22.439	54.752	79.42	0.981	09:30:16.693

# BMCRC - MRO Championships 2023 - Rnd 8 @ Brands Hatch Indy

## MRO Minitwins & BMCRC Rookie Minitwins

### QUALIFYING - SECTOR ANALYSIS



SECTOR 1 = FL to I1, SECTOR 2 = I1 to FL, DIFF = Difference To Personal Best Lap, P = Crossed Finish Line in Pit Lane, D = Time Disallowed

<b>P10 3</b>		<b>Oliver ARBON</b>		Suzuki SV650 - tt plumbing and heating			
IDEAL LAP TIME : 53.432		BEST LAP TIME : 53.799		DIFFERENCE : 0.367			
LAP	SECTOR 1	SECTOR 2	LAP TIME	MPH	DIFF	TIME OF DAY	
1 -	34.770	21.983	56.753	76.62	2.954	09:19:18.095	
2 -	34.040	22.536	56.576	76.86	2.777	09:20:14.671	
3 -	33.263	22.299	55.562	78.26	1.763	09:21:10.233	
4 -	32.930	21.878	54.808	79.34	1.009	09:22:05.041	
5 -	32.516	21.564	54.080	80.41	0.281	09:22:59.121	
6 -	32.430	22.086	54.516	79.76	0.717	09:23:53.637	
7 -	32.573	21.526	54.099	80.38	0.300	09:24:47.736	
8 -	32.997	21.632	54.629	79.60	0.830	09:25:42.365	
9 -	<b>32.153</b>	22.128	54.281	80.11	0.482	09:26:36.646	
<b>10 -</b>	32.520	<b>21.279</b>	<b>53.799 (1)</b>	<b>80.83</b>		<b>09:27:30.445</b>	
11 -	32.664	22.209	54.873	79.24	1.074	09:28:25.318	
12 -	32.593	21.355	53.948 (2)	80.60	0.149	09:29:19.266	
13 -	32.354	21.631	53.985 (3)	80.55	0.186	09:30:13.251	

<b>P11 74</b>		<b>Daniel BLACK</b>		Suzuki SV650 - DAD			
IDEAL LAP TIME : 53.686		BEST LAP TIME : 53.856		DIFFERENCE : 0.170			
LAP	SECTOR 1	SECTOR 2	LAP TIME	MPH	DIFF	TIME OF DAY	
1 -	34.475	22.684	57.159	76.07	3.303	09:19:14.899	
2 -	33.696	22.161	55.857	77.85	2.001	09:20:10.756	
3 -	32.580	21.808	54.388	79.95	0.532	09:21:05.144	
4 -	32.552	21.713	54.265	80.13	0.409	09:21:59.409	
5 -	32.426	21.750	54.176	80.26	0.320	09:22:53.585	
6 -	32.849	22.294	55.143	78.86	1.287	09:23:48.728	
7 -	<b>32.182</b>	22.161	54.343	80.02	0.487	09:24:43.071	
8 -	32.812	21.825	54.637	79.59	0.781	09:25:37.708	
9 -	32.410	21.554	53.964 (2)	80.58	0.108	09:26:31.672	
10 -	32.707	22.674	55.381	78.52	1.525	09:27:27.053	
<b>11 -</b>	32.352	<b>21.504</b>	<b>53.856 (1)</b>	<b>80.74</b>		<b>09:28:20.909</b>	
12 -	32.335	21.957	54.292	80.09	0.436	09:29:15.201	
13 -	32.283	21.777	54.060 (3)	80.44	0.204	09:30:09.261	

<b>P12 258</b>		<b>Ande FRIEND</b>		Suzuki SV650 - Flying colours Motorcycle Training			
IDEAL LAP TIME : 54.137		BEST LAP TIME : 54.137		DIFFERENCE : 0.000			
LAP	SECTOR 1	SECTOR 2	LAP TIME	MPH	DIFF	TIME OF DAY	
1 -	34.759	22.494	57.253	75.95	3.116	09:19:21.515	
2 -	33.623	22.102	55.725	78.03	1.588	09:20:17.240	
3 -	32.785	21.925	54.710	79.48	0.573	09:21:11.950	
4 -	32.780	21.919	54.699	79.50	0.562	09:22:06.649	
5 -	32.617	21.988	54.605	79.63	0.468	09:23:01.254	
6 -	33.994	22.083	56.077	77.54	1.940	09:23:57.331	
7 -	32.488	22.360	54.848	79.28	0.711	09:24:52.179	
8 -	32.672	21.919	54.591 (3)	79.65	0.454	09:25:46.770	
9 -	32.676	21.963	54.639	79.58	0.502	09:26:41.409	
10 -	32.646	21.868	54.514 (2)	79.77	0.377	09:27:35.923	
<b>11 -</b>	<b>32.443</b>	<b>21.694</b>	<b>54.137 (1)</b>	<b>80.32</b>		<b>09:28:30.060</b>	
12 -	32.968	22.275	55.243	78.71	1.106	09:29:25.303	
13 -	33.049	22.657	55.706	78.06	1.569	09:30:21.009	

# BMCRC - MRO Championships 2023 - Rnd 8 @ Brands Hatch Indy

## MRO Minitwins & BMCRC Rookie Minitwins

### QUALIFYING - SECTOR ANALYSIS



SECTOR 1 = FL to I1, SECTOR 2 = I1 to FL, DIFF = Difference To Personal Best Lap, P = Crossed Finish Line in Pit Lane, D = Time Disallowed

P13 94 RMT Jonathan KING			Suzuki SV650 -			
IDEAL LAP TIME : 54.162		BEST LAP TIME : 54.166		DIFFERENCE : 0.004		
LAP	SECTOR 1	SECTOR 2	LAP TIME	MPH	DIFF	TIME OF DAY
1 -	34.839	23.404	58.243	74.66	4.077	09:19:16.074
2 -	35.603	22.881	58.484	74.35	4.318	09:20:14.558
3 -	33.120	22.409	55.529	78.31	1.363	09:21:10.087
4 -	32.891	22.210	55.101	78.92	0.935	09:22:05.188
5 -	32.777	22.118	54.895	79.21	0.729	09:23:00.083
6 -	33.567	22.252	55.819	77.90	1.653	09:23:55.902
7 -	33.169	23.642	56.811	76.54	2.645	09:24:52.713
8 -	33.124	22.034	55.158	78.83	0.992	09:25:47.871
9 -	33.241	22.147	55.388	78.51	1.222	09:26:43.259
10 -	32.292	22.027	54.319 (3)	80.05	0.153	09:27:37.578
11 -	32.235	<b>21.931</b>	<b>54.166 (1)</b>	<b>80.28</b>		<b>09:28:31.744</b>
12 -	<b>32.231</b>	22.004	54.235 (2)	80.18	0.069	09:29:25.979
13 -	32.873	22.438	55.311	78.62	1.145	09:30:21.290

P14 104 RMT Jack GRIFFITHS			Suzuki SV650 -			
IDEAL LAP TIME : 53.915		BEST LAP TIME : 54.277		DIFFERENCE : 0.362		
LAP	SECTOR 1	SECTOR 2	LAP TIME	MPH	DIFF	TIME OF DAY
1 -	35.646	22.659	58.305	74.58	4.028	09:19:21.731
2 -	33.772	21.853	55.625	78.17	1.348	09:20:17.356
3 -	33.179	<b>21.696</b>	54.875	79.24	0.598	09:21:12.231
4 -	32.949	21.947	54.896	79.21	0.619	09:22:07.127
5 -	32.838	21.851	54.689 (3)	79.51	0.412	09:23:01.816
6 -	33.702	23.098	56.800	76.55	2.523	09:23:58.616
7 -	<b>32.219</b>	22.058	<b>54.277 (1)</b>	<b>80.11</b>		<b>09:24:52.893</b>
8 -	33.669	21.703	55.372	78.53	1.095	09:25:48.265
9 -	33.056	22.069	55.125	78.88	0.848	09:26:43.390
10 -	32.608	22.075	54.683 (2)	79.52	0.406	09:27:38.073
11 -	32.747	22.298	55.045	79.00	0.768	09:28:33.118
12 -	32.809	21.906	54.715	79.47	0.438	09:29:27.833
13 -	33.118	22.707	55.825	77.89	1.548	09:30:23.658

P15 4 Hayden KILLWORTH			Suzuki SV650 - Bradley Hix (H11xy) @Green Plant UK			
IDEAL LAP TIME : 54.400		BEST LAP TIME : 54.411		DIFFERENCE : 0.011		
LAP	SECTOR 1	SECTOR 2	LAP TIME	MPH	DIFF	TIME OF DAY
1 -	35.410	22.624	58.034	74.93	3.623	09:19:20.536
2 -	33.662	22.363	56.025	77.61	1.614	09:20:16.561
3 -	33.238	22.038	55.276	78.67	0.865	09:21:11.837
4 -	32.725	22.002	54.727 (3)	79.45	0.316	09:22:06.564
5 -	33.134	22.020	55.154	78.84	0.743	09:23:01.718
6 -	33.662	23.075	56.737	76.64	2.326	09:23:58.455
7 -	32.751	21.981	54.732	79.45	0.321	09:24:53.187
8 -	33.671	22.504	56.175	77.41	1.764	09:25:49.362
9 -	32.820	22.759	55.579	78.24	1.168	09:26:44.941
10 -	32.945	<b>21.813</b>	54.758	79.41	0.347	09:27:39.699
11 -	<b>32.587</b>	21.824	<b>54.411 (1)</b>	<b>79.92</b>		<b>09:28:34.110</b>
12 -	32.595	21.906	54.501 (2)	79.78	0.090	09:29:28.611
13 -	32.684	22.664	55.348	78.56	0.937	09:30:23.959

# BMCRC - MRO Championships 2023 - Rnd 8 @ Brands Hatch Indy

## MRO Minitwins & BMCRC Rookie Minitwins

### QUALIFYING - SECTOR ANALYSIS



SECTOR 1 = FL to I1, SECTOR 2 = I1 to FL, DIFF = Difference To Personal Best Lap, P = Crossed Finish Line in Pit Lane, D = Time Disallowed

<b>P16 45</b>		<b>Terence QUINCE</b>		Suzuki SV650 - K&Q, HM Racing, Titan-x			
IDEAL LAP TIME : 54.471		BEST LAP TIME : 54.471		DIFFERENCE : 0.000			
LAP	SECTOR 1	SECTOR 2	LAP TIME	MPH	DIFF	TIME OF DAY	
1 -	38.510	23.822	1:02.332	69.76	7.861	09:19:29.454	
2 -	35.379	22.904	58.283	74.61	3.812	09:20:27.737	
3 -	35.023	22.942	57.965	75.02	3.494	09:21:25.702	
4 -	33.525	22.354	55.879	77.82	1.408	09:22:21.581	
5 -	33.395	22.070	55.465	78.40	0.994	09:23:17.046	
6 -	33.320	22.186	55.506	78.34	1.035	09:24:12.552	
7 -	32.988	21.999	54.987 (2)	79.08	0.516	09:25:07.539	
8 -	33.829	24.042	57.871	75.14	3.400	09:26:05.410	
9 -	33.025	22.003	55.028 (3)	79.02	0.557	09:27:00.438	
<b>10 -</b>	<b>32.685</b>	<b>21.786</b>	<b>54.471 (1)</b>	<b>79.83</b>		<b>09:27:54.909</b>	
11 -	35.074	23.288	58.362	74.51	3.891	09:28:53.271	
12 -	34.179	23.440	57.619	75.47	3.148	09:29:50.890	

<b>P17 40</b>		<b>Simon WILKINSON</b>		Suzuki SV650 - S P Wilkinson Engineering Ltd			
IDEAL LAP TIME : 55.052		BEST LAP TIME : 55.064		DIFFERENCE : 0.012			
LAP	SECTOR 1	SECTOR 2	LAP TIME	MPH	DIFF	TIME OF DAY	
1 -	37.761	23.047	1:00.808	71.51	5.744	09:19:36.368	
2 -	37.087	23.486	1:00.573	71.79	5.509	09:20:36.941	
3 -	36.191	22.590	58.781	73.97	3.717	09:21:35.722	
4 -	35.000	22.438	57.438	75.70	2.374	09:22:33.160	
5 -	34.334	22.277	56.611	76.81	1.547	09:23:29.771	
6 -	34.587	22.003	56.590	76.84	1.526	09:24:26.361	
7 -	33.790	21.801	55.591 (2)	78.22	0.527	09:25:21.952	
8 -	33.936	21.810	55.746	78.00	0.682	09:26:17.698	
9 -	33.760	21.971	55.731 (3)	78.02	0.667	09:27:13.429	
10 -	34.065	21.907	55.972	77.69	0.908	09:28:09.401	
<b>11 -</b>	<b>33.271</b>	<b>21.793</b>	<b>55.064 (1)</b>	<b>78.97</b>		<b>09:29:04.465</b>	
12 -	33.968	<b>21.781</b>	55.749	78.00	0.685	09:30:00.214	

<b>P18 34</b>		<b>Andrew JOHNSON</b>		Suzuki SV650 - Rose & Charlie Racing			
IDEAL LAP TIME : 55.079		BEST LAP TIME : 55.352		DIFFERENCE : 0.273			
LAP	SECTOR 1	SECTOR 2	LAP TIME	MPH	DIFF	TIME OF DAY	
1 -	39.005	23.035	1:02.040	70.09	6.688	09:19:40.562	
2 -	35.023	22.755	57.778	75.26	2.426	09:20:38.340	
3 -	36.016	23.256	59.272	73.36	3.920	09:21:37.612	
4 -	34.385	<b>22.006</b>	56.391	77.11	1.039	09:22:34.003	
5 -	33.832	22.195	56.027	77.61	0.675	09:23:30.030	
6 -	33.876	22.188	56.064	77.56	0.712	09:24:26.094	
7 -	33.272	22.213	55.485 (2)	78.37	0.133	09:25:21.579	
<b>8 -</b>	<b>33.298</b>	22.054	<b>55.352 (1)</b>	<b>78.56</b>		<b>09:26:16.931</b>	
9 -	33.544	22.058	55.602	78.20	0.250	09:27:12.533	
10 -	33.707	22.101	55.808	77.92	0.456	09:28:08.341	
11 -	<b>33.073</b>	22.437	55.510 (3)	78.33	0.158	09:29:03.851	
12 -	33.392	22.134	55.526	78.31	0.174	09:29:59.377	

# BMCRC - MRO Championships 2023 - Rnd 8 @ Brands Hatch Indy

## MRO Minitwins & BMCRC Rookie Minitwins

### QUALIFYING - SECTOR ANALYSIS



SECTOR 1 = FL to I1, SECTOR 2 = I1 to FL, DIFF = Difference To Personal Best Lap, P = Crossed Finish Line in Pit Lane, D = Time Disallowed

P19 167 RMT Terry SMITH		Suzuki SV650 - IMP Racing				
IDEAL LAP TIME : 55.261		BEST LAP TIME : 55.682		DIFFERENCE : 0.421		
LAP	SECTOR 1	SECTOR 2	LAP TIME	MPH	DIFF	TIME OF DAY
1 -	39.940	24.863	1:04.803	67.10	9.121	09:19:44.338
2 -	39.678	25.481	1:05.159	66.73	9.477	09:20:49.497
3 -	37.444	23.365	1:00.809	71.51	5.127	09:21:50.306
4 -	35.334	22.991	58.325	74.55	2.643	09:22:48.631
5 -	34.685	22.724	57.409	75.74	1.727	09:23:46.040
6 -	34.080	22.849	56.929	76.38	1.247	09:24:42.969
7 -	34.408	22.851	57.259	75.94	1.577	09:25:40.228
8 -	34.060	22.422	56.482 (3)	76.99	0.800	09:26:36.710
9 -	34.786	22.559	57.345	75.83	1.663	09:27:34.055
10 -	33.428	<b>22.254</b>	<b>55.682 (1)</b>	<b>78.09</b>		<b>09:28:29.737</b>
11 -	<b>33.007</b>	23.014	56.021 (2)	77.62	0.339	09:29:25.758
12 -	34.810	24.508	59.318	73.31	3.636	09:30:25.076

P20 9 Thomas BEDFORD		Suzuki SV650 - AWO Recycling Ltd				
IDEAL LAP TIME : 55.802		BEST LAP TIME : 55.911		DIFFERENCE : 0.109		
LAP	SECTOR 1	SECTOR 2	LAP TIME	MPH	DIFF	TIME OF DAY
1 -	36.061	22.983	59.044	73.65	3.133	09:19:23.176
2 -	34.689	22.733	57.422	75.73	1.511	09:20:20.598
3 -	34.582	22.588	57.170	76.06	1.259	09:21:17.768
4 -	<b>33.575</b>	22.336	<b>55.911 (1)</b>	<b>77.77</b>		<b>09:22:13.679</b>
5 -	34.219	22.330	56.549	76.89	0.638	09:23:10.228
6 -	33.744	<b>22.227</b>	55.971 (2)	77.69	0.060	09:24:06.199
7 -	33.621	22.686	56.307	77.23	0.396	09:25:02.506
8 -	33.714	22.382	56.096 (3)	77.52	0.185	09:25:58.602
9 -	33.852	22.347	56.199	77.37	0.288	09:26:54.801
10 -	33.641	22.690	56.331	77.19	0.420	09:27:51.132
11 -	33.709	22.449	56.158	77.43	0.247	09:28:47.290
12 -	33.891	22.777	56.668	76.73	0.757	09:29:43.958
13 -	34.022	22.611	56.633	76.78	0.722	09:30:40.591

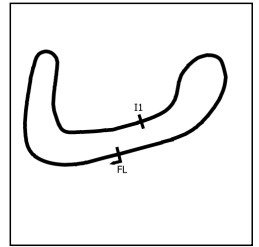
P21 67 RMT Simon HARVEY		Suzuki SV650 -				
IDEAL LAP TIME : 55.789		BEST LAP TIME : 55.925		DIFFERENCE : 0.136		
LAP	SECTOR 1	SECTOR 2	LAP TIME	MPH	DIFF	TIME OF DAY
1 -	39.152	23.585	1:02.737	69.31	6.812	09:19:52.037
2 -	35.746	22.770	58.516	74.31	2.591	09:20:50.553
3 -	38.141	23.547	1:01.688	70.49	5.763	09:21:52.241
4 -	34.777	22.608	57.385	75.77	1.460	09:22:49.626
5 -	34.412	<b>22.228</b>	56.640	76.77	0.715	09:23:46.266
6 -	34.131	22.715	56.846	76.49	0.921	09:24:43.112
7 -	34.423	22.517	56.940	76.37	1.015	09:25:40.052
8 -	<b>33.561</b>	22.364	<b>55.925 (1)</b>	<b>77.75</b>		<b>09:26:35.977</b>
9 -	33.765	22.492	56.257	77.29	0.332	09:27:32.234
10 -	33.855	22.276	56.131 (3)	77.47	0.206	09:28:28.365
11 -	33.804	22.301	56.105 (2)	77.50	0.180	09:29:24.470
12 -	34.195	22.537	56.732	76.65	0.807	09:30:21.202

P22 81 Malvern MAY		Suzuki SV650 - IMP racing				
IDEAL LAP TIME : 56.009		BEST LAP TIME : 56.066		DIFFERENCE : 0.057		
LAP	SECTOR 1	SECTOR 2	LAP TIME	MPH	DIFF	TIME OF DAY
1 -	37.962	23.140	1:01.102	71.16	5.036	09:19:38.032
2 -	35.212	22.941	58.153	74.77	2.087	09:20:36.185
3 -	35.133	<b>22.385</b>	57.518 (3)	75.60	1.452	09:21:33.703
4 -	<b>33.624</b>	22.442	<b>56.066 (1)</b>	<b>77.56</b>		<b>09:22:29.769</b>
5 -	33.837	22.422	56.259 (2)	77.29	0.193	09:23:26.028

# BMCRC - MRO Championships 2023 - Rnd 8 @ Brands Hatch Indy

## MRO Minitwins & BMCRC Rookie Minitwins

### QUALIFYING - SECTOR ANALYSIS



SECTOR 1 = FL to I1, SECTOR 2 = I1 to FL, DIFF = Difference To Personal Best Lap, P = Crossed Finish Line in Pit Lane, D = Time Disallowed

P23 14		Malcolm BATE		Suzuki SV650 - Hartjay			
IDEAL LAP TIME : 56.360		BEST LAP TIME : 56.462		DIFFERENCE : 0.102			
LAP	SECTOR 1	SECTOR 2	LAP TIME	MPH	DIFF	TIME OF DAY	
1 -	38.707	24.314	1:03.021	69.00	6.559	09:19:26.421	
2 -	37.553	23.417	1:00.970	71.32	4.508	09:20:27.391	
3 -	35.823	22.997	58.820	73.93	2.358	09:21:26.211	
4 -	35.206	23.074	58.280	74.61	1.818	09:22:24.491	
5 -	34.877	22.716	57.593	75.50	1.131	09:23:22.084	
6 -	34.678	22.838	57.516	75.60	1.054	09:24:19.600	
7 -	34.580	22.913	57.493	75.63	1.031	09:25:17.093	
8 -	34.034	22.788	56.822	76.53	0.360	09:26:13.915	
9 -	<b>33.967</b>	22.495	<b>56.462 (1)</b>	<b>77.01</b>		<b>09:27:10.377</b>	
10 -	34.112	22.445	56.557 (3)	76.88	0.095	09:28:06.934	
11 -	34.274	22.695	56.969	76.33	0.507	09:29:03.903	
12 -	34.116	<b>22.393</b>	56.509 (2)	76.95	0.047	09:30:00.412	

P24 46 RMT		Richard HODGES		Suzuki SV650 -			
IDEAL LAP TIME : 56.204		BEST LAP TIME : 56.485		DIFFERENCE : 0.281			
LAP	SECTOR 1	SECTOR 2	LAP TIME	MPH	DIFF	TIME OF DAY	
1 -	37.063	23.305	1:00.368	72.03	3.883	09:19:35.690	
2 -	36.724	23.737	1:00.461	71.92	3.976	09:20:36.151	
3 -	35.823	23.052	58.875	73.86	2.390	09:21:35.026	
4 -	34.811	23.529	58.340	74.53	1.855	09:22:33.366	
5 -	34.989	22.884	57.873	75.14	1.388	09:23:31.239	
6 -	34.352	22.749	57.101	76.15	0.616	09:24:28.340	
7 -	34.087	22.951	57.038	76.24	0.553	09:25:25.378	
8 -	34.946	23.074	58.020	74.95	1.535	09:26:23.398	
9 -	<b>33.822</b>	22.971	56.793 (3)	76.56	0.308	09:27:20.191	
10 -	33.842	22.746	56.588 (2)	76.84	0.103	09:28:16.779	
11 -	34.865	23.456	58.321	74.56	1.836	09:29:15.100	
12 -	34.103	<b>22.382</b>	<b>56.485 (1)</b>	<b>76.98</b>		<b>09:30:11.585</b>	

P25 777 RMT		Richard HIRST		Suzuki SV650 - Northern garage conversion			
IDEAL LAP TIME : 56.862		BEST LAP TIME : 56.862		DIFFERENCE : 0.000			
LAP	SECTOR 1	SECTOR 2	LAP TIME	MPH	DIFF	TIME OF DAY	
1 -	40.034	25.929	1:05.963	65.92	9.101	09:19:34.970	
2 -	38.072	24.128	1:02.200	69.91	5.338	09:20:37.170	
3 -	37.352	24.034	1:01.386	70.84	4.524	09:21:38.556	
4 -	35.303	23.523	58.826	73.92	1.964	09:22:37.382	
5 -	35.514	23.243	58.757	74.00	1.895	09:23:36.139	
6 -	35.004	23.272	58.276	74.62	1.414	09:24:34.415	
7 -	34.633	23.244	57.877	75.13	1.015	09:25:32.292	
8 -	34.695	23.017	57.712 (2)	75.35	0.850	09:26:30.004	
9 -	34.785	23.099	57.884	75.12	1.022	09:27:27.888	
10 -	35.238	23.322	58.560	74.25	1.698	09:28:26.448	
11 -	<b>34.373</b>	<b>22.489</b>	<b>56.862 (1)</b>	<b>76.47</b>		<b>09:29:23.310</b>	
12 -	34.829	23.030	57.859 (3)	75.15	0.997	09:30:21.169	

P26 127 RMT		Matthew CHAM		Ducati Monster 796 -			
IDEAL LAP TIME : 56.668		BEST LAP TIME : 56.916		DIFFERENCE : 0.248			
LAP	SECTOR 1	SECTOR 2	LAP TIME	MPH	DIFF	TIME OF DAY	
1 -	40.998	24.446	1:05.444	66.44	8.528	09:19:51.197	
2 -	37.520	23.081	1:00.601	71.75	3.685	09:20:51.798	
3 -	37.857	24.055	1:01.912	70.23	4.996	09:21:53.710	
4 -	36.368	22.844	59.212	73.44	2.296	09:22:52.922	
5 -	34.496	<b>22.420</b>	<b>56.916 (1)</b>	<b>76.40</b>		<b>09:23:49.838</b>	
6 -	34.250	22.756	57.006 (3)	76.28	0.090	09:24:46.844	
7 -	<b>34.248</b>	22.684	56.932 (2)	76.38	0.016	09:25:43.776	

# BMCRC - MRO Championships 2023 - Rnd 8 @ Brands Hatch Indy

## MRO Minitwins & BMCRC Rookie Minitwins

### QUALIFYING - SECTOR ANALYSIS



SECTOR 1 = FL to I1, SECTOR 2 = I1 to FL, DIFF = Difference To Personal Best Lap, P = Crossed Finish Line in Pit Lane, D = Time Disallowed

P27 10 RMT Ian LAURIE			Suzuki SV650 -			
IDEAL LAP TIME : 56.936		BEST LAP TIME : 56.936		DIFFERENCE : 0.000		
LAP	SECTOR 1	SECTOR 2	LAP TIME	MPH	DIFF	TIME OF DAY
1 -	42.741	26.039	1:08.780	63.22	11.844	09:19:55.579
2 -	38.540	24.309	1:02.849	69.19	5.913	09:20:58.428
3 -	36.153	23.801	59.954	72.53	3.018	09:21:58.382
4 -	34.400	23.731	58.131	74.80	1.195	09:22:56.513
5 -	34.375	23.152	57.527	75.59	0.591	09:23:54.040
6 -	34.801	23.137	57.938	75.05	1.002	09:24:51.978
7 -	34.526	23.422	57.948	75.04	1.012	09:25:49.926
8 -	34.497	22.967	57.464 (3)	75.67	0.528	09:26:47.390
9 -	34.932	24.303	59.235	73.41	2.299	09:27:46.625
10 -	34.226	22.969	57.195 (2)	76.03	0.259	09:28:43.820
11 -	34.781	23.360	58.141	74.79	1.205	09:29:41.961
12 -	<b>34.006</b>	<b>22.930</b>	<b>56.936 (1)</b>	<b>76.37</b>		<b>09:30:38.897</b>

P28 132 RMT Ben KING			Suzuki SV650 -			
IDEAL LAP TIME : 57.114		BEST LAP TIME : 57.114		DIFFERENCE : 0.000		
LAP	SECTOR 1	SECTOR 2	LAP TIME	MPH	DIFF	TIME OF DAY
1 -	40.328	25.326	1:05.654	66.23	8.540	09:19:46.587
2 -	38.206	25.069	1:03.275	68.72	6.161	09:20:49.862
3 -	38.856	24.738	1:03.594	68.38	6.480	09:21:53.456
4 -	35.925	23.412	59.337	73.28	2.223	09:22:52.793
5 -	36.156	23.652	59.808	72.70	2.694	09:23:52.601
6 -	36.262	24.128	1:00.390	72.00	3.276	09:24:52.991
7 -	36.327	23.401	59.728	72.80	2.614	09:25:52.719
8 -	35.526	23.666	59.192 (3)	73.46	2.078	09:26:51.911
9 -	36.285	23.974	1:00.259	72.16	3.145	09:27:52.170
10 -	34.587	23.033	57.620 (2)	75.47	0.506	09:28:49.790
11 -	<b>34.291</b>	<b>22.823</b>	<b>57.114 (1)</b>	<b>76.13</b>		<b>09:29:46.904</b>

P29 47 Tristan BOHANAN			Suzuki SV650 -			
IDEAL LAP TIME : 57.059		BEST LAP TIME : 57.306		DIFFERENCE : 0.247		
LAP	SECTOR 1	SECTOR 2	LAP TIME	MPH	DIFF	TIME OF DAY
1 -	37.845	23.536	1:01.381	70.84	4.075	09:19:37.710
2 -	35.991	24.446	1:00.437	71.95	3.131	09:20:38.147
3 -	35.812	23.791	59.603	72.95	2.297	09:21:37.750
4 -	35.860	23.457	59.317	73.31	2.011	09:22:37.067
5 -	34.719	22.941	57.660	75.41	0.354	09:23:34.727
6 -	34.761	23.285	58.046	74.91	0.740	09:24:32.773
7 -	34.776	<b>22.883</b>	57.659 (3)	75.41	0.353	09:25:30.432
8 -	35.458	23.262	58.720	74.05	1.414	09:26:29.152
9 -	34.756	23.392	58.148	74.78	0.842	09:27:27.300
10 -	<b>34.176</b>	23.130	<b>57.306 (1)</b>	<b>75.88</b>		<b>09:28:24.606</b>
11 -	34.481	23.113	57.594 (2)	75.50	0.288	09:29:22.200
12 -	34.731	23.131	57.862	75.15	0.556	09:30:20.062

# BMCRC - MRO Championships 2023 - Rnd 8 @ Brands Hatch Indy

## MRO Minitwins & BMCRC Rookie Minitwins

### QUALIFYING - SECTOR ANALYSIS



SECTOR 1 = FL to I1, SECTOR 2 = I1 to FL, DIFF = Difference To Personal Best Lap, P = Crossed Finish Line in Pit Lane, D = Time Disallowed

P30 158		Danny BRENNAN		Suzuki SV650 -		
IDEAL LAP TIME : 57.382		BEST LAP TIME : 57.422		DIFFERENCE : 0.040		
LAP	SECTOR 1	SECTOR 2	LAP TIME	MPH	DIFF	TIME OF DAY
1 -	40.909	25.321	1:06.230	65.65	8.808	09:19:31.663
2 -	40.032	24.204	1:04.236	67.69	6.814	09:20:35.899
3 -	37.727	23.350	1:01.077	71.19	3.655	09:21:36.976
4 -	36.496	23.399	59.895	72.60	2.473	09:22:36.871
5 -	35.678	22.722	58.400	74.46	0.978	09:23:35.271
6 -	35.305	22.950	58.255	74.64	0.833	09:24:33.526
7 -	35.220	23.044	58.264	74.63	0.842	09:25:31.790
8 -	34.827	22.728	57.555 (2)	75.55	0.133	09:26:29.345
9 -	35.113	23.156	58.269	74.62	0.847	09:27:27.614
10 -	35.286	22.621	57.907	75.09	0.485	09:28:25.521
11 -	<b>34.819</b>	22.603	<b>57.422 (1)</b>	<b>75.73</b>		<b>09:29:22.943</b>
12 -	35.053	<b>22.563</b>	57.616 (3)	75.47	0.194	09:30:20.559

P31 336 RMT		Alan MORGAN		Suzuki SV650 - Little Duck Racing		
IDEAL LAP TIME : 57.028		BEST LAP TIME : 57.463		DIFFERENCE : 0.435		
LAP	SECTOR 1	SECTOR 2	LAP TIME	MPH	DIFF	TIME OF DAY
1 -	38.732	23.649	1:02.381	69.71	4.918	09:19:39.003
2 -	35.350	23.382	58.732	74.04	1.269	09:20:37.735
3 -	35.980	23.697	59.677	72.86	2.214	09:21:37.412
4 -	35.651	23.093	58.744	74.02	1.281	09:22:36.156
5 -	35.013	23.053	58.066	74.89	0.603	09:23:34.222
6 -	35.123	23.203	58.326	74.55	0.863	09:24:32.548
7 -	34.795	22.900	57.695 (3)	75.37	0.232	09:25:30.243
8 -	35.516	22.891	58.407	74.45	0.944	09:26:28.650
9 -	35.004	23.755	58.759	74.00	1.296	09:27:27.409
10 -	35.073	<b>22.390</b>	<b>57.463 (1)</b>	<b>75.67</b>		<b>09:28:24.872</b>
11 -	34.811	22.900	57.711	75.35	0.248	09:29:22.583
12 -	<b>34.638</b>	22.998	57.636 (2)	75.44	0.173	09:30:20.219

P32 116		Gareth FAITH		Suzuki SV650 - Sitramoto		
IDEAL LAP TIME : 57.923		BEST LAP TIME : 57.923		DIFFERENCE : 0.000		
LAP	SECTOR 1	SECTOR 2	LAP TIME	MPH	DIFF	TIME OF DAY
1 -	39.356	25.405	1:04.761	67.14	6.838	09:19:44.233
2 -	39.475	25.664	1:05.139	66.75	7.216	09:20:49.372
3 -	36.780	23.489	1:00.269	72.15	2.346	09:21:49.641
4 -	36.438	23.408	59.846	72.66	1.923	09:22:49.487
5 -	36.055	23.262	59.317 (3)	73.31	1.394	09:23:48.804
6 -	<b>34.764</b>	<b>23.159</b>	<b>57.923 (1)</b>	<b>75.07</b>		<b>09:24:46.727</b>
7 -	36.331	23.392	59.723	72.81	1.800	09:25:46.450
8 -	35.200	23.598	58.798 (2)	73.95	0.875	09:26:45.248

P33 75 RMT		Tom SVENSEN		Suzuki SV650 - TSR		
IDEAL LAP TIME : 1:02.690		BEST LAP TIME : 1:02.739		DIFFERENCE : 0.049		
LAP	SECTOR 1	SECTOR 2	LAP TIME	MPH	DIFF	TIME OF DAY
1 -	41.040	25.404	1:06.444	65.44	3.705	09:19:43.953
2 -	39.472	25.778	1:05.250	66.64	2.511	09:20:49.203
3 -	39.222	24.995	1:04.217	67.71	1.478	09:21:53.420
4 -	38.624	24.840	1:03.464	68.52	0.725	09:22:56.884
5 -	38.239	24.825	1:03.064 (3)	68.95	0.325	09:23:59.948
6 -	<b>37.960</b>	24.880	1:02.840 (2)	69.20	0.101	09:25:02.788
7 -	38.327	24.853	1:03.180	68.82	0.441	09:26:05.968
8 -	38.011	25.053	1:03.064 (3)	68.95	0.325	09:27:09.032
9 -	38.254	25.077	1:03.331	68.66	0.592	09:28:12.363
10 -	38.085	25.260	1:03.345	68.64	0.606	09:29:15.708
11 -	38.009	<b>24.730</b>	<b>1:02.739 (1)</b>	<b>69.31</b>		<b>09:30:18.447</b>



# BMCRC - MRO Championships 2023 - Rnd 8 @ Brands Hatch Indy

## MRO Minitwins & BMCRC Rookie Minitwins

### QUALIFYING - BEST SECTORS

SECTOR 1				SECTOR 2				IDEAL / BEST COMPARISON				
POS	NO	NAME	TIME	NO	NAME	TIME	POS	NO	NAME	IDEAL	BEST	DIFF
									<b>PERFECT LAP</b>	<b>51.766</b>		
1	1	TWYFORD	<b>30.915</b>	22	DOWDS	<b>20.851</b>	1	1	TWYFORD	51.775	51.868	<b>0.093</b>
2	22	DOWDS	<b>31.103</b>	1	TWYFORD	<b>20.860</b>	2	22	DOWDS	51.954	51.954	<b>0.000</b>
3	19	LILLEY	<b>31.690</b>	888	WRIGHT	<b>21.172</b>	3	19	LILLEY	52.921	52.921	<b>0.000</b>
4	5	MANTELL	<b>31.970</b>	281	FARLEY	<b>21.218</b>	4	888	WRIGHT	53.249	53.249	<b>0.000</b>
5	33	COSTIN	<b>31.970</b>	19	LILLEY	<b>21.231</b>	5	281	FARLEY	53.370	53.370	<b>0.000</b>
6	888	WRIGHT	<b>32.077</b>	3	ARBON	<b>21.279</b>	6	3	ARBON	53.432	53.799	<b>0.367</b>
7	281	FARLEY	<b>32.152</b>	33	COSTIN	<b>21.484</b>	7	33	COSTIN	53.454	53.771	<b>0.317</b>
8	3	ARBON	<b>32.153</b>	74	BLACK	<b>21.504</b>	8	5	MANTELL	53.586	53.586	<b>0.000</b>
9	74	BLACK	<b>32.182</b>	5	MANTELL	<b>21.616</b>	9	74	BLACK	53.686	53.856	<b>0.170</b>
10	104	GRIFFITHS	<b>32.219</b>	258	FRIEND	<b>21.694</b>	10	104	GRIFFITHS	53.915	54.277	<b>0.362</b>
11	94	KING	<b>32.231</b>	104	GRIFFITHS	<b>21.696</b>	11	258	FRIEND	54.137	54.137	<b>0.000</b>
12	258	FRIEND	<b>32.443</b>	40	WILKINSON	<b>21.781</b>	12	94	KING	54.162	54.166	<b>0.004</b>
13	4	KILLWORTH	<b>32.587</b>	45	QUINCE	<b>21.786</b>	13	4	KILLWORTH	54.400	54.411	<b>0.011</b>
14	45	QUINCE	<b>32.685</b>	4	KILLWORTH	<b>21.813</b>	14	45	QUINCE	54.471	54.471	<b>0.000</b>
15	167	SMITH	<b>33.007</b>	94	KING	<b>21.931</b>	15	40	WILKINSON	55.052	55.064	<b>0.012</b>
16	34	JOHNSON	<b>33.073</b>	34	JOHNSON	<b>22.006</b>	16	34	JOHNSON	55.079	55.352	<b>0.273</b>
17	40	WILKINSON	<b>33.271</b>	9	BEDFORD	<b>22.227</b>	17	167	SMITH	55.261	55.682	<b>0.421</b>
18	67	HARVEY	<b>33.561</b>	67	HARVEY	<b>22.228</b>	18	67	HARVEY	55.789	55.925	<b>0.136</b>
19	9	BEDFORD	<b>33.575</b>	167	SMITH	<b>22.254</b>	19	9	BEDFORD	55.802	55.911	<b>0.109</b>
20	81	MAY	<b>33.624</b>	46	HODGES	<b>22.382</b>	20	81	MAY	56.009	56.066	<b>0.057</b>
21	46	HODGES	<b>33.822</b>	81	MAY	<b>22.385</b>	21	46	HODGES	56.204	56.485	<b>0.281</b>
22	14	BATE	<b>33.967</b>	336	MORGAN	<b>22.390</b>	22	14	BATE	56.360	56.462	<b>0.102</b>
23	10	LAURIE	<b>34.006</b>	14	BATE	<b>22.393</b>	23	127	CHAM	56.668	56.916	<b>0.248</b>
24	47	BOHANAN	<b>34.176</b>	127	CHAM	<b>22.420</b>	24	777	HIRST	56.862	56.862	<b>0.000</b>
25	127	CHAM	<b>34.248</b>	777	HIRST	<b>22.489</b>	25	10	LAURIE	56.936	56.936	<b>0.000</b>
26	132	KING	<b>34.291</b>	158	BRENNAN	<b>22.563</b>	26	336	MORGAN	57.028	57.463	<b>0.435</b>
27	777	HIRST	<b>34.373</b>	132	KING	<b>22.823</b>	27	47	BOHANAN	57.059	57.306	<b>0.247</b>
28	336	MORGAN	<b>34.638</b>	47	BOHANAN	<b>22.883</b>	28	132	KING	57.114	57.114	<b>0.000</b>
29	116	FAITH	<b>34.764</b>	10	LAURIE	<b>22.930</b>	29	158	BRENNAN	57.382	57.422	<b>0.040</b>
30	158	BRENNAN	<b>34.819</b>	116	FAITH	<b>23.159</b>	30	116	FAITH	57.923	57.923	<b>0.000</b>
31	75	SVENSEN	<b>37.960</b>	75	SVENSEN	<b>24.730</b>	31	75	SVENSEN	1:02.690	1:02.739	<b>0.049</b>
32							32	58	KILLWORTH		53.023	
33							33	15	SVENSEN		53.657	
34												

# BMCRC - MRO Championships 2023 - Rnd 8 @ Brands Hatch Indy

## MRO Minitwins & BMCRC Rookie Minitwins

### QUALIFYING - STATISTICS

<b>Competitors Started</b>	34
<b>Planned Start</b>	2023-09-30 @ 09:15:00.000
<b>Actual Start</b>	2023-09-30 @ 09:17:46.051
<b>Finish Time</b>	2023-09-30 @ 09:29:49.268
<b>Track Length</b>	1.2079mi.
<b>Total Laps</b>	395
<b>Total Distance Covered</b>	477.1385mi.

### Session Fastest Lap History

NO	CL	NAME	LAP TIME	TIME OF DAY	LAP	VEHICLE
22		Darren DOWDS	<b>54.462</b>	09:19:09.119	1	Suzuki SV650
22		Darren DOWDS	<b>53.861</b>	09:20:02.980	2	Suzuki SV650
22		Darren DOWDS	<b>53.048</b>	09:20:56.028	3	Suzuki SV650
1		David TWYFORD	<b>52.926</b>	09:21:56.691	4	Suzuki SV650
1		David TWYFORD	<b>52.868</b>	09:22:49.538	5	Suzuki SV650
1		David TWYFORD	<b>52.434</b>	09:23:41.993	6	Suzuki SV650
1		David TWYFORD	<b>51.868</b>	09:24:33.861	7	Suzuki SV650

### Flag History

TYPE	TIME OF DAY
GREEN	09:17:46.051
FINISH	09:29:49.268

### Flag Statistics

TYPE	COUNT	TOTAL LAPS	TOTAL TIME
Green	1	14	13:06.871
Red	0	0	0.000
Safety Car	0	0	0.000
FCY	0	0	0.000

# BMCRC - MRO Championships 2023 - Rnd 8 @ Brands Hatch Indy

## MRO Minitwins & BMCRC Rookie Minitwins

### QUALIFYING - STATISTICS

CLASS :

22 Starters

#### Fastest Lap History

NO	NAME	LAP TIME	TIME OF DAY	LAP	VEHICLE
22	Darren DOWDS	<b>54.462</b>	09:19:09.119	1	Suzuki SV650
22	Darren DOWDS	<b>53.861</b>	09:20:02.980	2	Suzuki SV650
22	Darren DOWDS	<b>53.048</b>	09:20:56.028	3	Suzuki SV650
1	David TWYFORD	<b>52.926</b>	09:21:56.691	4	Suzuki SV650
1	David TWYFORD	<b>52.868</b>	09:22:49.538	5	Suzuki SV650
1	David TWYFORD	<b>52.434</b>	09:23:41.993	6	Suzuki SV650
1	David TWYFORD	<b>51.868</b>	09:24:33.861	7	Suzuki SV650

# BMCRC - MRO Championships 2023 - Rnd 8 @ Brands Hatch Indy

## MRO Minitwins & BMCRC Rookie Minitwins

### QUALIFYING - STATISTICS

CLASS : RMT

12 Starters

#### Fastest Lap History

NO	NAME	LAP TIME	TIME OF DAY	LAP	VEHICLE
94	Jonathan KING	58.243	09:19:16.089	1	Suzuki SV650
15	James SVENSEN	57.748	09:19:18.986	1	Suzuki SV650
15	James SVENSEN	56.860	09:20:15.846	2	Suzuki SV650
104	Jack GRIFFITHS	55.625	09:20:17.377	2	Suzuki SV650
94	Jonathan KING	55.529	09:21:10.100	3	Suzuki SV650
15	James SVENSEN	55.121	09:21:10.967	3	Suzuki SV650
104	Jack GRIFFITHS	54.875	09:21:12.253	3	Suzuki SV650
15	James SVENSEN	54.548	09:23:00.637	5	Suzuki SV650
104	Jack GRIFFITHS	54.277	09:24:52.914	7	Suzuki SV650
15	James SVENSEN	53.657	09:27:38.455	10	Suzuki SV650

# BMCRC - MRO Championships 2023 - Rnd 8 @ Brands Hatch Indy



## MRO Minitwins & BMCRC Rookie Minitwins

### RACE 2 - GRID (9 Laps)

ROW 12	36	12	Brian TIPPLE	35	8	Stuart ALBON	34	93	Tony BOTTO	
ROW 11				1:02.739			57.923		57.463	
		33	75	Tom SVENSEN	32	116	Gareth FAITH	31	336	Alan MORGAN
ROW 10				57.422		57.306		57.114		
		30	158	Danny BRENNAN	29	47	Tristan BOHANAN	28	132	Ben KING
ROW 9				56.936		56.916		56.862		
		27	10	Ian LAURIE	26	127	Matthew CHAM	25	777	Richard HIRST
ROW 8				56.485		56.462		56.066		
		24	46	Richard HODGES	23	14	Malcolm BATE	22	81	Malvern MAY
ROW 7				55.925		55.911		55.682		
		21	67	Simon HARVEY	20	9	Thomas BEDFORD	19	167	Terry SMITH
ROW 6				55.352		55.064		54.471		
		18	34	Andrew JOHNSON	17	40	Simon WILKINSON	16	45	Terence QUINCE
ROW 5				54.411		54.277		54.166		
		15	4	Hayden KILLWORTH	14	104	Jack GRIFFITHS	13	94	Jonathan KING
ROW 4				54.137		53.856		53.799		
		12	258	Ande FRIEND	11	74	Daniel BLACK	10	3	Oliver ARBON
ROW 3				53.771		53.657		53.586		
		9	33	Steve COSTIN	8	15	James SVENSEN	7	5	Barry MANTELL
ROW 2				53.370		53.249		53.023		
		6	281	Daniel FARLEY	5	888	Brandon WRIGHT	4	58	Stacey KILLWORTH
ROW 1				52.921		51.954		51.868		
		3	19	Kevin LILLEY	2	22	Darren DOWDS	1	1	David TWYFORD
									<b>Pole</b>	

Brands Hatch Indy: 1.2079 miles

These results are provisional until the conclusion of any judicial and technical matters.

Clerk Of Course :	Stewards :	Timekeeper : <i>Craig Smith</i>
-------------------	------------	------------------------------------

Results can be found at [www.tsl-timing.com](http://www.tsl-timing.com)

Printed - 09:35 Saturday, 30 September 2023



# BMCRC - MRO Championships 2023 - Rnd 8 @ Brands Hatch Indy



## MRO Minitwins & BMCRC Rookie Minitwins

### RACE 2 - CLASSIFICATION

POS	NO	CL	PIC NAME	ENTRY	LAPS	TIME	GAP	DIFF	MPH	BEST	ON
1	1		1 David TWYFORD	Suzuki SV650 - IMP Racing, MHP, RODOC	9	7:49.581			83.34	51.212	7
2	5		2 Barry MANTELL	Suzuki SV650 - Swedish car connection	9	8:01.739	12.158	12.158	81.24	52.610	8
3	74		3 Daniel BLACK	Suzuki SV650 - DAD	9	8:05.694	16.113	3.955	80.58	52.961	3
4	3		4 Oliver ARBON	Suzuki SV650 - tt plumbing and heating	9	8:05.952	16.371	0.258	80.53	53.128	4
5	22*		5 Darren DOWDS	Suzuki SV650 - subline dsg Ltd	9	8:06.510	16.929	0.558	80.44	51.991	3
6	888		6 Brandon WRIGHT	Suzuki SV650 - 888 Vapour	9	8:06.518	16.937	0.008	80.44	52.169	9
7	33		7 Steve COSTIN	Suzuki SV650 - ATP Motorsport	9	8:09.471	19.890	2.953	79.95	53.107	7
8	19*		8 Kevin LILLEY	Suzuki SV650 - Trafalgar Cleaning Eqpt. / Steve Jorr	9	8:10.691	21.110	1.220	79.75	52.570	9
9	281		9 Daniel FARLEY	Suzuki SV650 - F-TECH FIRE & ELECTRICAL LTD	9	8:12.939	23.358	2.248	79.39	53.758	5
10	34		10 Andrew JOHNSON	Suzuki SV650 - Rose & Charlie Racing	9	8:15.942	26.361	3.003	78.91	53.685	6
11	94	RMT	1 Jonathan KING	Suzuki SV650 -	9	8:16.808	27.227	0.866	78.77	53.672	6
12	15	RMT	2 James SVENSEN	Suzuki SV650 - Tom Svensen Racing	9	8:17.108	27.527	0.300	78.73	54.184	9
13	81		11 Malvern MAY	Suzuki SV650 - IMP racing	9	8:18.387	28.806	1.279	78.52	53.915	7
14	45		12 Terence QUINCE	Suzuki SV650 - K&Q, HM Racing, Titan-x	9	8:18.491	28.910	0.104	78.51	53.926	7
15	104	RMT	3 Jack GRIFFITHS	Suzuki SV650 -	9	8:19.120	29.539	0.629	78.41	54.088	7
16	258		13 Ande FRIEND	Suzuki SV650 - Flying colours Motorcycle Training	9	8:26.150	36.569	7.030	77.32	54.536	5
17	67	RMT	4 Simon HARVEY	Suzuki SV650 -	9	8:27.197	37.616	1.047	77.16	54.718	2
18	167	RMT	5 Terry SMITH	Suzuki SV650 - IMP Racing	9	8:27.462	37.881	0.265	77.12	54.883	6
19	14		14 Malcolm BATE	Suzuki SV650 - Hartjay	9	8:31.532	41.951	4.070	76.51	54.869	5
20	9		15 Thomas BEDFORD	Suzuki SV650 - AWO Recycling Ltd	9	8:33.111	43.530	1.579	76.27	55.322	8
21	127	RMT	6 Matthew CHAM	Ducati Monster 796 -	9	8:35.246	45.665	2.135	75.95	55.954	2
22	336	RMT	7 Alan MORGAN	Suzuki SV650 - Little Duck Racing	9	8:38.280	48.699	3.034	75.51	55.896	4
23	158		16 Danny BRENNAN	Suzuki SV650 -	9	8:38.622	49.041	0.342	75.46	55.920	9
24	132	RMT	8 Ben KING	Suzuki SV650 -	9	8:38.792	49.211	0.170	75.43	55.807	9
25	40		17 Simon WILKINSON	Suzuki SV650 - S P Wilkinson Engineering Ltd	9	8:39.125	49.544	0.333	75.39	55.784	9
26	47		18 Tristan BOHANAN	Suzuki SV650 -	9	8:42.515	52.934	3.390	74.90	56.426	4
27	10	RMT	9 Ian LAURIE	Suzuki SV650 -	9	8:42.764	53.183	0.249	74.86	56.368	9
28	46	RMT	10 Richard HODGES	Suzuki SV650 -	9	8:43.224	53.643	0.460	74.80	56.232	9
29	93		19 Tony BOTTO	Suzuki SV650 - TB Motorcycles	9	8:43.335	53.754	0.111	74.78	56.345	7
30	116		20 Gareth FAITH	Suzuki SV650 - Sitramoto	9	8:44.226	54.645	0.891	74.65	56.210	9
31	777	RMT	11 Richard HIRST	Suzuki SV650 - Northern garage conversion	8	7:50.833	1 Lap	1 Lap	73.88	56.727	7
32	75	RMT	12 Tom SVENSEN	Suzuki SV650 - TSR	8	8:20.930	1 Lap	30.097	69.44	1:01.041	8

#### NOT CLASSIFIED

DNF	4		Hayden KILLWORTH	Suzuki SV650 - Bradley Hix (H11xy) @Green Plant L	2	1:56.649	7 Laps	6 Laps	74.55	54.478	2
-----	---	--	------------------	---	---	----------	--------	--------	-------	--------	---

#### FASTEST LAP

	1		David TWYFORD	Suzuki SV650 - IMP Racing, MHP, RODOC	7	51.212			84.91 mph	136.65 kph	
	94	RMT	Jonathan KING	Suzuki SV650 -	6	53.672			81.02 mph	130.39 kph	

\* No. 19 & 22 - 10 second penalty - jump start  
 Class - 92.5% of Race Speed = 77.08 mph  
 Class RMT - 92.5% of Race Speed = 72.86 mph

Weather / Track : Cloudy / Dry

These results are provisional until the conclusion of any judicial and technical matters.

Race Distance: 9 Laps / 10.87 miles  
 Brands Hatch Indy: 1.2079 miles  
 Date: 30/09/2023 Start: 12:02 Finish: 12:10

Clerk Of Course :	Stewards :	Timekeeper : <i>Craig Smith</i>
-------------------	------------	------------------------------------

Results can be found at [www.tsl-timing.com](http://www.tsl-timing.com)

Printed - 12:12 Saturday, 30 September 2023





# BMCRC - MRO Championships 2023 - Rnd 8 @ Brands Hatch Indy

## MRO Minitwins & BMCRC Rookie Minitwins

### RACE 2 - POSITION CHART

No	Name	Lap Pos	Lap									
			1	2	3	4	5	6	7	8	9	
1	TWYFORD	1	1	1	1	1	1	1	1	1	1	1
22	DOWDS	2	22	22	22	22	22	22	22	22	22	22
19	LILLEY	3	5	5	5	5	19	19	19	19	19	19
888	WRIGHT	4	19	19	19	19	5	5	5	5	5	5
281	FARLEY	5	3	3	3	3	3	3	3	3	3	74
5	MANTELL	6	74	74	74	74	74	74	74	74	74	3
15	SVENSEN	7	15	281	281	33	888	888	888	888	888	888
33	COSTIN	8	281	888	33	281	33	33	33	33	33	33
3	ARBON	9	888	33	888	888	281	281	281	281	281	281
74	BLACK	10	33	15	15	15	15	15	15	34	34	34
258	FRIEND	11	94	94	94	94	94	94	94	94	94	94
94	KING	12	104	4	34	34	34	34	15	15	15	15
104	GRIFFITHS	13	45	104	104	104	45	45	45	45	45	81
4	KILLWORTH	14	4	45	45	45	104	104	104	104	104	45
45	QUINCE	15	34	34	81	81	81	81	81	81	81	104
40	WILKINSON	16	81	81	67	67	67	67	67	67	258	258
34	JOHNSON	17	67	67	167	167	258	258	258	67	67	67
167	SMITH	18	167	167	258	258	167	167	167	167	167	167
9	BEDFORD	19	127	127	127	127	14	14	14	14	14	14
67	HARVEY	20	40	258	132	14	127	127	127	9	9	9
81	MAY	21	132	132	14	132	9	9	9	127	127	127
14	BATE	22	14	14	9	9	132	132	336	336	336	336
46	HODGES	23	10	40	336	336	336	336	158	158	158	158
777	HIRST	24	9	9	158	158	158	158	132	132	132	132
127	CHAM	25	336	10	40	47	40	40	40	40	40	40
10	LAURIE	26	258	336	47	40	47	47	47	47	47	47
132	KING	27	158	158	10	10	10	10	10	10	10	10
47	BOHANAN	28	47	47	93	93	93	46	93	93	46	46
158	BRENNAN	29	116	116	116	46	46	93	46	46	93	93
336	MORGAN	30	93	93	46	116	116	116	116	116	116	116
116	FAITH	31	46	46	777	777	777	777	777	777	777	777
75	SVENSEN	32	777	777	75	75	75	75	75	75	75	75
93	BOTTO	33	75	75								



# BMCRC - MRO Championships 2023 - Rnd 8 @ Brands Hatch Indy

## MRO Minitwins & BMCRC Rookie Minitwins

### RACE 2 - SECTOR ANALYSIS



SECTOR 1 = FL to I1, SECTOR 2 = I1 to FL, DIFF = Difference To Personal Best Lap, P = Crossed Finish Line in Pit Lane, D = Time Disallowed

P1		1		David TWYFORD		Suzuki SV650 - IMP Racing, MHP, RODOC	
IDEAL LAP TIME : 51.164		BEST LAP TIME : 51.212		DIFFERENCE : 0.048			
LAP	SECTOR 1	SECTOR 2	LAP TIME	MPH	DIFF	TIME OF DAY	
1 -		20.952	56.992	76.30	5.780	12:03:13.307	
2 -	31.234	20.913	52.147	83.39	0.935	12:04:05.454	
3 -	30.952	20.693	51.645	84.20	0.433	12:04:57.099	
4 -	30.842	20.646	51.488	84.45	0.276	12:05:48.587	
5 -	30.694	20.669	51.363 (3)	84.66	0.151	12:06:39.950	
6 -	<b>30.532</b>	20.812	51.344 (2)	84.69	0.132	12:07:31.294	
7 -	30.580	<b>20.632</b>	<b>51.212 (1)</b>	<b>84.91</b>		<b>12:08:22.506</b>	
8 -	30.808	20.727	51.535	84.38	0.323	12:09:14.041	
9 -	30.845	21.010	51.855	83.86	0.643	12:10:05.896	

P2		5		Barry MANTELL		Suzuki SV650 - Swedish car connection	
IDEAL LAP TIME : 52.452		BEST LAP TIME : 52.610		DIFFERENCE : 0.158			
LAP	SECTOR 1	SECTOR 2	LAP TIME	MPH	DIFF	TIME OF DAY	
1 -		21.300	58.004	74.97	5.394	12:03:14.319	
2 -	31.643	<b>21.056</b>	52.699 (2)	82.51	0.089	12:04:07.018	
3 -	31.659	21.236	52.895	82.21	0.285	12:04:59.913	
4 -	31.609	21.131	52.740 (3)	82.45	0.130	12:05:52.653	
5 -	31.854	21.352	53.206	81.73	0.596	12:06:45.859	
6 -	31.727	21.506	53.233	81.69	0.623	12:07:39.092	
7 -	31.595	21.642	53.237	81.68	0.627	12:08:32.329	
8 -	<b>31.396</b>	21.214	<b>52.610 (1)</b>	<b>82.65</b>		<b>12:09:24.939</b>	
9 -	31.610	21.505	53.115	81.87	0.505	12:10:18.054	

P3		74		Daniel BLACK		Suzuki SV650 - DAD	
IDEAL LAP TIME : 52.811		BEST LAP TIME : 52.961		DIFFERENCE : 0.150			
LAP	SECTOR 1	SECTOR 2	LAP TIME	MPH	DIFF	TIME OF DAY	
1 -		<b>21.240</b>	59.524	73.05	6.563	12:03:15.839	
2 -	31.785	21.267	53.052 (2)	81.96	0.091	12:04:08.891	
3 -	<b>31.571</b>	21.390	<b>52.961 (1)</b>	<b>82.10</b>		<b>12:05:01.852</b>	
4 -	31.825	21.439	53.264	81.64	0.303	12:05:55.116	
5 -	31.675	21.397	53.072 (3)	81.93	0.111	12:06:48.188	
6 -	32.163	21.604	53.767	80.87	0.806	12:07:41.955	
7 -	32.284	21.299	53.583	81.15	0.622	12:08:35.538	
8 -	31.879	21.320	53.199	81.74	0.238	12:09:28.737	
9 -	31.900	21.372	53.272	81.63	0.311	12:10:22.009	

P4		3		Oliver ARBON		Suzuki SV650 - tt plumbing and heating	
IDEAL LAP TIME : 53.076		BEST LAP TIME : 53.128		DIFFERENCE : 0.052			
LAP	SECTOR 1	SECTOR 2	LAP TIME	MPH	DIFF	TIME OF DAY	
1 -		21.336	58.927	73.79	5.799	12:03:15.242	
2 -	31.873	<b>21.310</b>	53.183 (3)	81.76	0.055	12:04:08.425	
3 -	31.840	21.318	53.158 (2)	81.80	0.030	12:05:01.583	
4 -	<b>31.766</b>	21.362	<b>53.128 (1)</b>	<b>81.85</b>		<b>12:05:54.711</b>	
5 -	31.925	21.372	53.297	81.59	0.169	12:06:48.008	
6 -	32.004	21.371	53.375	81.47	0.247	12:07:41.383	
7 -	32.101	21.400	53.501	81.28	0.373	12:08:34.884	
8 -	32.009	21.491	53.500	81.28	0.372	12:09:28.384	
9 -	32.198	21.685	53.883	80.70	0.755	12:10:22.267	

# BMCRC - MRO Championships 2023 - Rnd 8 @ Brands Hatch Indy

## MRO Minitwins & BMCRC Rookie Minitwins

### RACE 2 - SECTOR ANALYSIS



SECTOR 1 = FL to I1, SECTOR 2 = I1 to FL, DIFF = Difference To Personal Best Lap, P = Crossed Finish Line in Pit Lane, D = Time Disallowed

<b>P5 22</b>		<b>Darren DOWDS</b>		Suzuki SV650 - sublime dsg Ltd		
IDEAL LAP TIME : 51.948		BEST LAP TIME : 51.991		DIFFERENCE : 0.043		
LAP	SECTOR 1	SECTOR 2	LAP TIME	MPH	DIFF	TIME OF DAY
1 -		20.989	57.419	75.73	5.428	12:03:13.734
2 -	31.305	20.882	52.187	83.32	0.196	12:04:05.921
3 -	31.179	<b>20.812</b>	<b>51.991 (1)</b>	<b>83.64</b>		<b>12:04:57.912</b>
4 -	<b>31.136</b>	20.956	52.092 (2)	83.47	0.101	12:05:50.004
5 -	31.154	21.000	52.154 (3)	83.38	0.163	12:06:42.158
6 -	31.323	21.033	52.356	83.05	0.365	12:07:34.514
7 -	31.541	21.135	52.676	82.55	0.685	12:08:27.190
8 -	31.412	21.137	52.549	82.75	0.558	12:09:19.739
9 -	31.831	21.255	53.086	81.91	1.095	12:10:12.825

<b>P6 888</b>		<b>Brandon WRIGHT</b>		Suzuki SV650 - 888 Vapour		
IDEAL LAP TIME : 52.169		BEST LAP TIME : 52.169		DIFFERENCE : 0.000		
LAP	SECTOR 1	SECTOR 2	LAP TIME	MPH	DIFF	TIME OF DAY
1 -		21.986	1:01.102	71.16	8.933	12:03:17.417
2 -	32.311	21.246	53.557	81.19	1.388	12:04:10.974
3 -	32.619	21.526	54.145	80.31	1.976	12:05:05.119
4 -	32.728	21.233	53.961	80.58	1.792	12:05:59.080
5 -	31.653	21.092	52.745 (2)	82.44	0.576	12:06:51.825
6 -	31.729	21.468	53.197	81.74	1.028	12:07:45.022
7 -	31.892	20.959	52.851	82.28	0.682	12:08:37.873
8 -	31.959	20.832	52.791 (3)	82.37	0.622	12:09:30.664
9 -	<b>31.485</b>	<b>20.684</b>	<b>52.169 (1)</b>	<b>83.35</b>		<b>12:10:22.833</b>

<b>P7 33</b>		<b>Steve COSTIN</b>		Suzuki SV650 - ATP Motorsport		
IDEAL LAP TIME : 52.912		BEST LAP TIME : 53.107		DIFFERENCE : 0.195		
LAP	SECTOR 1	SECTOR 2	LAP TIME	MPH	DIFF	TIME OF DAY
1 -		22.352	1:01.481	70.73	8.374	12:03:17.796
2 -	32.132	21.478	53.610	81.11	0.503	12:04:11.406
3 -	32.170	21.472	53.642	81.06	0.535	12:05:05.048
4 -	32.135	21.527	53.662	81.03	0.555	12:05:58.710
5 -	<b>31.583</b>	21.580	53.163 (2)	81.79	0.056	12:06:51.873
6 -	31.871	21.698	53.569	81.17	0.462	12:07:45.442
7 -	31.778	<b>21.329</b>	<b>53.107 (1)</b>	<b>81.88</b>		<b>12:08:38.549</b>
8 -	32.044	21.437	53.481 (3)	81.31	0.374	12:09:32.030
9 -	32.020	21.736	53.756	80.89	0.649	12:10:25.786

<b>P8 19</b>		<b>Kevin LILLEY</b>		Suzuki SV650 - Trafalgar Cleaning Eqpt. / Steve Jordan Motorcy		
IDEAL LAP TIME : 52.477		BEST LAP TIME : 52.570		DIFFERENCE : 0.093		
LAP	SECTOR 1	SECTOR 2	LAP TIME	MPH	DIFF	TIME OF DAY
1 -		21.242	58.498	74.33	5.928	12:03:14.813
2 -	31.532	21.314	52.846	82.28	0.276	12:04:07.659
3 -	31.467	21.172	52.639 (2)	82.61	0.069	12:05:00.298
4 -	31.517	<b>21.133</b>	52.650 (3)	82.59	0.080	12:05:52.948
5 -	31.471	21.335	52.806	82.35	0.236	12:06:45.754
6 -	31.364	21.466	52.830	82.31	0.260	12:07:38.584
7 -	31.695	21.351	53.046	81.97	0.476	12:08:31.630
8 -	31.459	21.347	52.806	82.35	0.236	12:09:24.436
9 -	<b>31.344</b>	21.226	<b>52.570 (1)</b>	<b>82.72</b>		<b>12:10:17.006</b>

# BMCRC - MRO Championships 2023 - Rnd 8 @ Brands Hatch Indy

## MRO Minitwins & BMCRC Rookie Minitwins

### RACE 2 - SECTOR ANALYSIS



SECTOR 1 = FL to I1, SECTOR 2 = I1 to FL, DIFF = Difference To Personal Best Lap, P = Crossed Finish Line in Pit Lane, D = Time Disallowed

<b>P9 281 Daniel FARLEY</b>		Suzuki SV650 - F-TECH FIRE & ELECTRICAL LTD				
IDEAL LAP TIME : 53.683		BEST LAP TIME : 53.758		DIFFERENCE : 0.075		
LAP	SECTOR 1	SECTOR 2	LAP TIME	MPH	DIFF	TIME OF DAY
1 -		21.728	1:00.463	71.92	6.705	12:03:16.778
2 -	32.485	21.553	54.038	80.47	0.280	12:04:10.816
3 -	32.363	21.682	54.045	80.46	0.287	12:05:04.861
4 -	32.728	<b>21.439</b>	54.167	80.28	0.409	12:05:59.028
<b>5 -</b>	<b>32.244</b>	21.514	<b>53.758 (1)</b>	<b>80.89</b>		<b>12:06:52.786</b>
6 -	32.402	21.490	53.892 (2)	80.69	0.134	12:07:46.678
7 -	32.300	21.611	53.911 (3)	80.66	0.153	12:08:40.589
8 -	32.432	21.854	54.286	80.10	0.528	12:09:34.875
9 -	32.653	21.726	54.379	79.96	0.621	12:10:29.254

<b>P10 34 Andrew JOHNSON</b>		Suzuki SV650 - Rose & Charlie Racing				
IDEAL LAP TIME : 53.463		BEST LAP TIME : 53.685		DIFFERENCE : 0.222		
LAP	SECTOR 1	SECTOR 2	LAP TIME	MPH	DIFF	TIME OF DAY
1 -		22.016	1:02.508	69.56	8.823	12:03:18.823
2 -	32.952	22.151	55.103	78.91	1.418	12:04:13.926
3 -	32.457	<b>21.326</b>	53.783 (2)	80.85	0.098	12:05:07.709
4 -	32.628	22.064	54.692	79.51	1.007	12:06:02.401
5 -	32.512	21.562	54.074	80.41	0.389	12:06:56.475
<b>6 -</b>	32.261	21.424	<b>53.685 (1)</b>	<b>81.00</b>		<b>12:07:50.160</b>
7 -	32.515	21.594	54.109	80.36	0.424	12:08:44.269
8 -	<b>32.137</b>	21.706	53.843 (3)	80.76	0.158	12:09:38.112
9 -	32.490	21.655	54.145	80.31	0.460	12:10:32.257

<b>P11 94 RMT Jonathan KING</b>		Suzuki SV650 -				
IDEAL LAP TIME : 53.672		BEST LAP TIME : 53.672		DIFFERENCE : 0.000		
LAP	SECTOR 1	SECTOR 2	LAP TIME	MPH	DIFF	TIME OF DAY
1 -		22.575	1:01.599	70.59	7.927	12:03:17.914
2 -	32.753	22.079	54.832	79.30	1.160	12:04:12.746
3 -	32.648	21.897	54.545	79.72	0.873	12:05:07.291
4 -	32.829	22.030	54.859	79.26	1.187	12:06:02.150
5 -	32.329	21.914	54.243 (3)	80.16	0.571	12:06:56.393
<b>6 -</b>	<b>32.061</b>	<b>21.611</b>	<b>53.672 (1)</b>	<b>81.02</b>		<b>12:07:50.065</b>
7 -	32.820	21.863	54.683	79.52	1.011	12:08:44.748
8 -	32.420	21.980	54.400	79.93	0.728	12:09:39.148
9 -	32.192	21.783	53.975 (2)	80.56	0.303	12:10:33.123

<b>P12 15 RMT James SVENSEN</b>		Suzuki SV650 - Tom Svensen Racing				
IDEAL LAP TIME : 53.936		BEST LAP TIME : 54.184		DIFFERENCE : 0.248		
LAP	SECTOR 1	SECTOR 2	LAP TIME	MPH	DIFF	TIME OF DAY
1 -		21.839	1:00.315	72.09	6.131	12:03:16.630
2 -	33.302	22.221	55.523	78.32	1.339	12:04:12.153
3 -	32.694	<b>21.550</b>	54.244 (2)	80.16	0.060	12:05:06.397
4 -	32.662	21.721	54.383 (3)	79.96	0.199	12:06:00.780
5 -	32.788	21.701	54.489	79.80	0.305	12:06:55.269
6 -	32.817	21.734	54.551	79.71	0.367	12:07:49.820
7 -	33.251	21.739	54.990	79.07	0.806	12:08:44.810
8 -	32.766	21.663	54.429	79.89	0.245	12:09:39.239
<b>9 -</b>	<b>32.386</b>	21.798	<b>54.184 (1)</b>	<b>80.25</b>		<b>12:10:33.423</b>

# BMCRC - MRO Championships 2023 - Rnd 8 @ Brands Hatch Indy

## MRO Minitwins & BMCRC Rookie Minitwins

### RACE 2 - SECTOR ANALYSIS



SECTOR 1 = FL to I1, SECTOR 2 = I1 to FL, DIFF = Difference To Personal Best Lap, P = Crossed Finish Line in Pit Lane, D = Time Disallowed

P13 81		Malvern MAY		Suzuki SV650 - IMP racing			
IDEAL LAP TIME : 53.838		BEST LAP TIME : 53.915		DIFFERENCE : 0.077			
LAP	SECTOR 1	SECTOR 2	LAP TIME	MPH	DIFF	TIME OF DAY	
1 -		22.773	1:03.603	68.37	9.688	12:03:19.918	
2 -	32.826	21.730	54.556	79.70	0.641	12:04:14.474	
3 -	32.637	21.791	54.428	79.89	0.513	12:05:08.902	
4 -	<b>32.491</b>	21.732	54.223 (3)	80.19	0.308	12:06:03.125	
5 -	32.930	21.650	54.580	79.67	0.665	12:06:57.705	
6 -	32.528	21.614	54.142 (2)	80.31	0.227	12:07:51.847	
7 -	32.568	<b>21.347</b>	<b>53.915 (1)</b>	<b>80.65</b>		<b>12:08:45.762</b>	
8 -	32.759	21.769	54.528	79.74	0.613	12:09:40.290	
9 -	32.556	21.856	54.412	79.91	0.497	12:10:34.702	

P14 45		Terence QUINCE		Suzuki SV650 - K&Q, HM Racing, Titan-x			
IDEAL LAP TIME : 53.782		BEST LAP TIME : 53.926		DIFFERENCE : 0.144			
LAP	SECTOR 1	SECTOR 2	LAP TIME	MPH	DIFF	TIME OF DAY	
1 -		22.046	1:02.157	69.96	8.231	12:03:18.472	
2 -	33.108	22.066	55.174	78.81	1.248	12:04:13.646	
3 -	33.118	21.746	54.864	79.26	0.938	12:05:08.510	
4 -	32.436	21.675	54.111 (2)	80.36	0.185	12:06:02.621	
5 -	32.792	<b>21.505</b>	54.297 (3)	80.08	0.371	12:06:56.918	
6 -	32.464	21.910	54.374	79.97	0.448	12:07:51.292	
7 -	<b>32.277</b>	21.649	<b>53.926 (1)</b>	<b>80.64</b>		<b>12:08:45.218</b>	
8 -	32.857	21.714	54.571	79.68	0.645	12:09:39.789	
9 -	32.823	22.194	55.017	79.04	1.091	12:10:34.806	

P15 104 RMT		Jack GRIFFITHS		Suzuki SV650 -			
IDEAL LAP TIME : 53.919		BEST LAP TIME : 54.088		DIFFERENCE : 0.169			
LAP	SECTOR 1	SECTOR 2	LAP TIME	MPH	DIFF	TIME OF DAY	
1 -		22.305	1:01.785	70.38	7.697	12:03:18.100	
2 -	33.176	21.853	55.029	79.02	0.941	12:04:13.129	
3 -	32.965	<b>21.692</b>	54.657	79.56	0.569	12:05:07.786	
4 -	32.744	21.962	54.706	79.49	0.618	12:06:02.492	
5 -	33.182	21.735	54.917	79.18	0.829	12:06:57.409	
6 -	<b>32.227</b>	21.905	54.132 (2)	80.33	0.044	12:07:51.541	
7 -	32.363	21.725	<b>54.088 (1)</b>	<b>80.39</b>		<b>12:08:45.629</b>	
8 -	32.695	21.847	54.542 (3)	79.72	0.454	12:09:40.171	
9 -	32.722	22.542	55.264	78.68	1.176	12:10:35.435	

P16 258		Ande FRIEND		Suzuki SV650 - Flying colours Motorcycle Training			
IDEAL LAP TIME : 54.358		BEST LAP TIME : 54.536		DIFFERENCE : 0.178			
LAP	SECTOR 1	SECTOR 2	LAP TIME	MPH	DIFF	TIME OF DAY	
1 -		22.802	1:05.870	66.01	11.334	12:03:22.185	
2 -	33.396	22.000	55.396	78.50	0.860	12:04:17.581	
3 -	32.585	22.244	54.829	79.31	0.293	12:05:12.410	
4 -	<b>32.469</b>	22.278	54.747	79.43	0.211	12:06:07.157	
5 -	32.647	<b>21.889</b>	<b>54.536 (1)</b>	<b>79.73</b>		<b>12:07:01.693</b>	
6 -	32.618	21.972	54.590 (3)	79.65	0.054	12:07:56.283	
7 -	33.488	22.377	55.865	77.84	1.329	12:08:52.148	
8 -	33.730	22.044	55.774	77.96	1.238	12:09:47.922	
9 -	32.620	21.923	54.543 (2)	79.72	0.007	12:10:42.465	

# BMCRC - MRO Championships 2023 - Rnd 8 @ Brands Hatch Indy

## MRO Minitwins & BMCRC Rookie Minitwins

### RACE 2 - SECTOR ANALYSIS



SECTOR 1 = FL to I1, SECTOR 2 = I1 to FL, DIFF = Difference To Personal Best Lap, P = Crossed Finish Line in Pit Lane, D = Time Disallowed

P17 67 RMT		Simon HARVEY		Suzuki SV650 -		
IDEAL LAP TIME : 54.718		BEST LAP TIME : 54.718		DIFFERENCE : 0.000		
LAP	SECTOR 1	SECTOR 2	LAP TIME	MPH	DIFF	TIME OF DAY
1 -		22.706	1:03.929	68.02	9.211	12:03:20.244
2 -	<b>33.071</b>	<b>21.647</b>	<b>54.718 (1)</b>	<b>79.47</b>		<b>12:04:14.962</b>
3 -	33.223	21.718	54.941 (2)	79.15	0.223	12:05:09.903
4 -	33.407	21.987	55.394	78.50	0.676	12:06:05.297
5 -	33.178	22.004	55.182 (3)	78.80	0.464	12:07:00.479
6 -	33.385	22.077	55.462	78.40	0.744	12:07:55.941
7 -	33.806	22.154	55.960	77.70	1.242	12:08:51.901
8 -	33.753	22.403	56.156	77.43	1.438	12:09:48.057
9 -	33.394	22.061	55.455	78.41	0.737	12:10:43.512

P18 167 RMT		Terry SMITH		Suzuki SV650 - IMP Racing		
IDEAL LAP TIME : 54.731		BEST LAP TIME : 54.883		DIFFERENCE : 0.152		
LAP	SECTOR 1	SECTOR 2	LAP TIME	MPH	DIFF	TIME OF DAY
1 -		22.429	1:04.020	67.92	9.137	12:03:20.335
2 -	33.885	22.088	55.973	77.69	1.090	12:04:16.308
3 -	33.176	22.064	55.240 (2)	78.72	0.357	12:05:11.548
4 -	33.255	22.067	55.322	78.60	0.439	12:06:06.870
5 -	32.939	22.318	55.257 (3)	78.69	0.374	12:07:02.127
6 -	<b>32.873</b>	22.010	<b>54.883 (1)</b>	<b>79.23</b>		<b>12:07:57.010</b>
7 -	33.239	22.209	55.448	78.42	0.565	12:08:52.458
8 -	33.895	22.106	56.001	77.65	1.118	12:09:48.459
9 -	33.460	<b>21.858</b>	55.318	78.61	0.435	12:10:43.777

P19 14		Malcolm BATE		Suzuki SV650 - Hartjay		
IDEAL LAP TIME : 54.869		BEST LAP TIME : 54.869		DIFFERENCE : 0.000		
LAP	SECTOR 1	SECTOR 2	LAP TIME	MPH	DIFF	TIME OF DAY
1 -		22.725	1:05.057	66.84	10.188	12:03:21.372
2 -	34.483	22.772	57.255	75.95	2.386	12:04:18.627
3 -	33.984	22.698	56.682	76.71	1.813	12:05:15.309
4 -	33.256	22.104	55.360	78.55	0.491	12:06:10.669
5 -	<b>32.999</b>	<b>21.870</b>	<b>54.869 (1)</b>	<b>79.25</b>		<b>12:07:05.538</b>
6 -	33.112	22.117	55.229 (2)	78.73	0.360	12:08:00.767
7 -	33.630	22.178	55.808	77.92	0.939	12:08:56.575
8 -	33.213	22.084	55.297 (3)	78.64	0.428	12:09:51.872
9 -	33.719	22.256	55.975	77.68	1.106	12:10:47.847

P20 9		Thomas BEDFORD		Suzuki SV650 - AWO Recycling Ltd		
IDEAL LAP TIME : 55.267		BEST LAP TIME : 55.322		DIFFERENCE : 0.055		
LAP	SECTOR 1	SECTOR 2	LAP TIME	MPH	DIFF	TIME OF DAY
1 -		22.969	1:05.529	66.36	10.207	12:03:21.844
2 -	34.889	23.031	57.920	75.07	2.598	12:04:19.764
3 -	33.996	22.136	56.132	77.47	0.810	12:05:15.896
4 -	33.646	22.357	56.003	77.64	0.681	12:06:11.899
5 -	33.358	22.357	55.715	78.05	0.393	12:07:07.614
6 -	33.266	22.142	55.408 (2)	78.48	0.086	12:08:03.022
7 -	33.452	22.181	55.633	78.16	0.311	12:08:58.655
8 -	<b>33.219</b>	22.103	<b>55.322 (1)</b>	<b>78.60</b>		<b>12:09:53.977</b>
9 -	33.401	<b>22.048</b>	55.449 (3)	78.42	0.127	12:10:49.426

# BMCRC - MRO Championships 2023 - Rnd 8 @ Brands Hatch Indy

## MRO Minitwins & BMCRC Rookie Minitwins

### RACE 2 - SECTOR ANALYSIS



SECTOR 1 = FL to I1, SECTOR 2 = I1 to FL, DIFF = Difference To Personal Best Lap, P = Crossed Finish Line in Pit Lane, D = Time Disallowed

P21 127 RMT		Matthew CHAM		Ducati Monster 796 -			
IDEAL LAP TIME : 55.737		BEST LAP TIME : 55.954		DIFFERENCE : 0.217			
LAP	SECTOR 1	SECTOR 2	LAP TIME	MPH	DIFF	TIME OF DAY	
1 -		22.687	1:04.410	67.51	8.456	12:03:20.725	
2 -	33.737	<b>22.217</b>	<b>55.954 (1)</b>	<b>77.71</b>		<b>12:04:16.679</b>	
3 -	<b>33.520</b>	22.435	55.955 (2)	77.71	0.001	12:05:12.634	
4 -	33.674	22.597	56.271 (3)	77.27	0.317	12:06:08.905	
5 -	34.168	22.515	56.683	76.71	0.729	12:07:05.588	
6 -	33.890	22.740	56.630	76.78	0.676	12:08:02.218	
7 -	34.008	22.349	56.357	77.16	0.403	12:08:58.575	
8 -	34.189	22.346	56.535	76.91	0.581	12:09:55.110	
9 -	34.024	22.427	56.451	77.03	0.497	12:10:51.561	

P22 336 RMT		Alan MORGAN		Suzuki SV650 - Little Duck Racing			
IDEAL LAP TIME : 55.741		BEST LAP TIME : 55.896		DIFFERENCE : 0.155			
LAP	SECTOR 1	SECTOR 2	LAP TIME	MPH	DIFF	TIME OF DAY	
1 -		22.881	1:05.600	66.28	9.704	12:03:21.915	
2 -	35.056	23.041	58.097	74.85	2.201	12:04:20.012	
3 -	34.202	22.185	56.387	77.12	0.491	12:05:16.399	
4 -	33.763	<b>22.133</b>	<b>55.896 (1)</b>	<b>77.79</b>		<b>12:06:12.295</b>	
5 -	34.070	22.736	56.806	76.55	0.910	12:07:09.101	
6 -	34.143	22.786	56.929	76.38	1.033	12:08:06.030	
7 -	33.949	22.415	56.364	77.15	0.468	12:09:02.394	
8 -	33.749	22.448	56.197 (3)	77.38	0.301	12:09:58.591	
9 -	<b>33.608</b>	22.396	56.004 (2)	77.64	0.108	12:10:54.595	

P23 158		Danny BRENNAN		Suzuki SV650 -			
IDEAL LAP TIME : 55.920		BEST LAP TIME : 55.920		DIFFERENCE : 0.000			
LAP	SECTOR 1	SECTOR 2	LAP TIME	MPH	DIFF	TIME OF DAY	
1 -		23.027	1:06.098	65.78	10.178	12:03:22.413	
2 -	34.613	23.255	57.868	75.14	1.948	12:04:20.281	
3 -	34.706	22.393	57.099	76.15	1.179	12:05:17.380	
4 -	34.097	22.134	56.231 (3)	77.33	0.311	12:06:13.611	
5 -	34.131	22.353	56.484	76.98	0.564	12:07:10.095	
6 -	33.975	22.154	56.129 (2)	77.47	0.209	12:08:06.224	
7 -	34.347	22.190	56.537	76.91	0.617	12:09:02.761	
8 -	34.034	22.222	56.256	77.30	0.336	12:09:59.017	
9 -	<b>33.805</b>	<b>22.115</b>	<b>55.920 (1)</b>	<b>77.76</b>		<b>12:10:54.937</b>	

P24 132 RMT		Ben KING		Suzuki SV650 -			
IDEAL LAP TIME : 55.807		BEST LAP TIME : 55.807		DIFFERENCE : 0.000			
LAP	SECTOR 1	SECTOR 2	LAP TIME	MPH	DIFF	TIME OF DAY	
1 -		22.917	1:04.811	67.09	9.004	12:03:21.126	
2 -	34.562	22.716	57.278	75.92	1.471	12:04:18.404	
3 -	34.072	22.656	56.728	76.65	0.921	12:05:15.132	
4 -	33.852	22.770	56.622 (3)	76.80	0.815	12:06:11.754	
5 -	34.391	22.869	57.260	75.94	1.453	12:07:09.014	
6 -	33.957	22.906	56.863	76.47	1.056	12:08:05.877	
7 -	34.324	22.574	56.898	76.42	1.091	12:09:02.775	
8 -	34.217	22.308	56.525 (2)	76.93	0.718	12:09:59.300	
9 -	<b>33.631</b>	<b>22.176</b>	<b>55.807 (1)</b>	<b>77.92</b>		<b>12:10:55.107</b>	

# BMCRC - MRO Championships 2023 - Rnd 8 @ Brands Hatch Indy

## MRO Minitwins & BMCRC Rookie Minitwins

### RACE 2 - SECTOR ANALYSIS



SECTOR 1 = FL to I1, SECTOR 2 = I1 to FL, DIFF = Difference To Personal Best Lap, P = Crossed Finish Line in Pit Lane, D = Time Disallowed

<b>P25 40</b>		<b>Simon WILKINSON</b>		Suzuki SV650 - S P Wilkinson Engineering Ltd		
IDEAL LAP TIME : 55.741		BEST LAP TIME : 55.784		DIFFERENCE : 0.043		
LAP	SECTOR 1	SECTOR 2	LAP TIME	MPH	DIFF	TIME OF DAY
1 -		24.011	1:04.566	67.35	8.782	12:03:20.881
2 -	35.468	23.126	58.594	74.21	2.810	12:04:19.475
3 -	35.493	23.002	58.495	74.34	2.711	12:05:17.970
4 -	34.670	22.397	57.067	76.20	1.283	12:06:15.037
5 -	34.028	22.247	56.275	77.27	0.491	12:07:11.312
6 -	33.840	22.384	56.224	77.34	0.440	12:08:07.536
7 -	33.993	<b>21.972</b>	55.965 (2)	77.70	0.181	12:09:03.501
8 -	33.777	22.378	56.155 (3)	77.43	0.371	12:09:59.656
9 -	<b>33.769</b>	22.015	<b>55.784 (1)</b>	<b>77.95</b>		<b>12:10:55.440</b>

<b>P26 47</b>		<b>Tristan BOHANAN</b>		Suzuki SV650 -		
IDEAL LAP TIME : 56.368		BEST LAP TIME : 56.426		DIFFERENCE : 0.058		
LAP	SECTOR 1	SECTOR 2	LAP TIME	MPH	DIFF	TIME OF DAY
1 -		22.996	1:06.808	65.09	10.382	12:03:23.123
2 -	34.585	22.799	57.384	75.78	0.958	12:04:20.507
3 -	34.710	23.000	57.710	75.35	1.284	12:05:18.217
4 -	33.947	<b>22.479</b>	<b>56.426 (1)</b>	<b>77.06</b>		<b>12:06:14.643</b>
5 -	33.994	22.698	56.692 (3)	76.70	0.266	12:07:11.335
6 -	34.109	22.745	56.854	76.48	0.428	12:08:08.189
7 -	<b>33.889</b>	22.651	56.540 (2)	76.91	0.114	12:09:04.729
8 -	34.062	22.904	56.966	76.33	0.540	12:10:01.695
9 -	34.214	22.921	57.135	76.11	0.709	12:10:58.830

<b>P27 10 RMT</b>		<b>Ian LAURIE</b>		Suzuki SV650 -		
IDEAL LAP TIME : 56.280		BEST LAP TIME : 56.368		DIFFERENCE : 0.088		
LAP	SECTOR 1	SECTOR 2	LAP TIME	MPH	DIFF	TIME OF DAY
1 -		23.188	1:05.275	66.61	8.907	12:03:21.590
2 -	35.267	23.062	58.329	74.55	1.961	12:04:19.919
3 -	35.420	23.190	58.610	74.19	2.242	12:05:18.529
4 -	34.374	22.510	56.884	76.44	0.516	12:06:15.413
5 -	34.190	22.661	56.851	76.49	0.483	12:07:12.264
6 -	34.098	22.661	56.759 (3)	76.61	0.391	12:08:09.023
7 -	34.508	22.773	57.281	75.91	0.913	12:09:06.304
8 -	<b>33.846</b>	22.561	56.407 (2)	77.09	0.039	12:10:02.711
9 -	33.934	<b>22.434</b>	<b>56.368 (1)</b>	<b>77.14</b>		<b>12:10:59.079</b>

<b>P28 46 RMT</b>		<b>Richard HODGES</b>		Suzuki SV650 -		
IDEAL LAP TIME : 55.864		BEST LAP TIME : 56.232		DIFFERENCE : 0.368		
LAP	SECTOR 1	SECTOR 2	LAP TIME	MPH	DIFF	TIME OF DAY
1 -		23.381	1:07.844	64.09	11.612	12:03:24.159
2 -	34.349	22.865	57.214	76.00	0.982	12:04:21.373
3 -	34.609	23.259	57.868	75.14	1.636	12:05:19.241
4 -	34.465	22.732	57.197	76.02	0.965	12:06:16.438
5 -	34.028	22.347	56.375 (2)	77.13	0.143	12:07:12.813
6 -	34.356	23.025	57.381	75.78	1.149	12:08:10.194
7 -	<b>33.522</b>	23.161	56.683	76.71	0.451	12:09:06.877
8 -	33.813	22.617	56.430 (3)	77.06	0.198	12:10:03.307
9 -	33.890	<b>22.342</b>	<b>56.232 (1)</b>	<b>77.33</b>		<b>12:10:59.539</b>

# BMCRC - MRO Championships 2023 - Rnd 8 @ Brands Hatch Indy

## MRO Minitwins & BMCRC Rookie Minitwins

### RACE 2 - SECTOR ANALYSIS



SECTOR 1 = FL to I1, SECTOR 2 = I1 to FL, DIFF = Difference To Personal Best Lap, P = Crossed Finish Line in Pit Lane, D = Time Disallowed

P29 93		Tony BOTTO		Suzuki SV650 - TB Motorcycles			
IDEAL LAP TIME : 56.294		BEST LAP TIME : 56.345		DIFFERENCE : 0.051			
LAP	SECTOR 1	SECTOR 2	LAP TIME	MPH	DIFF	TIME OF DAY	
1 -		23.339	1:07.636	64.29	11.291	12:03:23.951	
2 -	34.290	22.889	57.179	76.05	0.834	12:04:21.130	
3 -	34.728	22.787	57.515	75.60	1.170	12:05:18.645	
4 -	34.665	<b>22.448</b>	57.113	76.14	0.768	12:06:15.758	
5 -	34.032	22.789	56.821	76.53	0.476	12:07:12.579	
6 -	34.482	23.200	57.682	75.38	1.337	12:08:10.261	
7 -	33.848	22.497	<b>56.345 (1)</b>	<b>77.17</b>		<b>12:09:06.606</b>	
8 -	<b>33.846</b>	22.572	56.418 (2)	77.07	0.073	12:10:03.024	
9 -	34.035	22.591	56.626 (3)	76.79	0.281	12:10:59.650	

P30 116		Gareth FAITH		Suzuki SV650 - Sitramoto			
IDEAL LAP TIME : 56.210		BEST LAP TIME : 56.210		DIFFERENCE : 0.000			
LAP	SECTOR 1	SECTOR 2	LAP TIME	MPH	DIFF	TIME OF DAY	
1 -		23.479	1:07.325	64.59	11.115	12:03:23.640	
2 -	34.377	22.835	57.212	76.00	1.002	12:04:20.852	
3 -	34.628	23.660	58.288	74.60	2.078	12:05:19.140	
4 -	35.121	22.920	58.041	74.92	1.831	12:06:17.181	
5 -	34.457	22.614	57.071	76.19	0.861	12:07:14.252	
6 -	34.060	22.577	56.637 (3)	76.78	0.427	12:08:10.889	
7 -	34.160	22.826	56.986	76.31	0.776	12:09:07.875	
8 -	34.001	22.455	56.456 (2)	77.02	0.246	12:10:04.331	
9 -	<b>33.976</b>	<b>22.234</b>	<b>56.210 (1)</b>	<b>77.36</b>		<b>12:11:00.541</b>	

P31 777 RMT		Richard HIRST		Suzuki SV650 - Northern garage conversion			
IDEAL LAP TIME : 56.580		BEST LAP TIME : 56.727		DIFFERENCE : 0.147			
LAP	SECTOR 1	SECTOR 2	LAP TIME	MPH	DIFF	TIME OF DAY	
1 -		23.988	1:08.873	63.13	12.146	12:03:25.188	
2 -	35.558	23.448	59.006	73.69	2.279	12:04:24.194	
3 -	35.482	22.886	58.368	74.50	1.641	12:05:22.562	
4 -	34.161	22.728	56.889 (2)	76.44	0.162	12:06:19.451	
5 -	34.132	22.814	56.946 (3)	76.36	0.219	12:07:16.397	
6 -	34.359	22.678	57.037	76.24	0.310	12:08:13.434	
7 -	34.268	<b>22.459</b>	<b>56.727 (1)</b>	<b>76.65</b>		<b>12:09:10.161</b>	
8 -	<b>34.121</b>	22.866	56.987	76.30	0.260	12:10:07.148	

P32 75 RMT		Tom SVENSEN		Suzuki SV650 - TSR			
IDEAL LAP TIME : 1:00.727		BEST LAP TIME : 1:01.041		DIFFERENCE : 0.314			
LAP	SECTOR 1	SECTOR 2	LAP TIME	MPH	DIFF	TIME OF DAY	
1 -		24.694	1:10.770	61.44	9.729	12:03:27.085	
2 -	36.879	24.418	1:01.297 (3)	70.94	0.256	12:04:28.382	
3 -	37.302	24.629	1:01.931	70.21	0.890	12:05:30.313	
4 -	37.102	24.553	1:01.655	70.53	0.614	12:06:31.968	
5 -	37.348	<b>24.237</b>	1:01.585	70.61	0.544	12:07:33.553	
6 -	36.907	24.514	1:01.421	70.79	0.380	12:08:34.974	
7 -	36.905	24.325	1:01.230 (2)	71.02	0.189	12:09:36.204	
8 -	<b>36.490</b>	24.551	<b>1:01.041 (1)</b>	<b>71.24</b>		<b>12:10:37.245</b>	

P33 4		Hayden KILLWORTH		Suzuki SV650 - Bradley Hix (H11xy) @Green Plant UK			
IDEAL LAP TIME : 54.478		BEST LAP TIME : 54.478		DIFFERENCE : 0.000			
LAP	SECTOR 1	SECTOR 2	LAP TIME	MPH	DIFF	TIME OF DAY	
1 -		22.378	1:02.171	69.94	7.693	12:03:18.486	
2 -	<b>32.693</b>	<b>21.785</b>	<b>54.478 (1)</b>	<b>79.82</b>		<b>12:04:12.964</b>	



# BMCRC - MRO Championships 2023 - Rnd 8 @ Brands Hatch Indy

## MRO Minitwins & BMCRC Rookie Minitwins

### RACE 2 - BEST SECTORS

SECTOR 1			SECTOR 2			IDEAL / BEST COMPARISON						
POS	NO	NAME	TIME	NO	NAME	TIME	POS	NO	NAME	IDEAL	BEST	DIFF
									<b>PERFECT LAP</b>	<b>51.164</b>		
1	1	TWYFORD	<b>30.532</b>	1	TWYFORD	<b>20.632</b>	1	1	TWYFORD	51.164	51.212	<b>0.048</b>
2	22	DOWDS	<b>31.136</b>	888	WRIGHT	<b>20.684</b>	2	22	DOWDS	51.948	51.991	<b>0.043</b>
3	19	LILLEY	<b>31.344</b>	22	DOWDS	<b>20.812</b>	3	888	WRIGHT	52.169	52.169	<b>0.000</b>
4	5	MANTELL	<b>31.396</b>	5	MANTELL	<b>21.056</b>	4	5	MANTELL	52.452	52.610	<b>0.158</b>
5	888	WRIGHT	<b>31.485</b>	19	LILLEY	<b>21.133</b>	5	19	LILLEY	52.477	52.570	<b>0.093</b>
6	74	BLACK	<b>31.571</b>	74	BLACK	<b>21.240</b>	6	74	BLACK	52.811	52.961	<b>0.150</b>
7	33	COSTIN	<b>31.583</b>	3	ARBON	<b>21.310</b>	7	33	COSTIN	52.912	53.107	<b>0.195</b>
8	3	ARBON	<b>31.766</b>	34	JOHNSON	<b>21.326</b>	8	3	ARBON	53.076	53.128	<b>0.052</b>
9	94	KING	<b>32.061</b>	33	COSTIN	<b>21.329</b>	9	34	JOHNSON	53.463	53.685	<b>0.222</b>
10	34	JOHNSON	<b>32.137</b>	81	MAY	<b>21.347</b>	10	94	KING	53.672	53.672	<b>0.000</b>
11	104	GRIFFITHS	<b>32.227</b>	281	FARLEY	<b>21.439</b>	11	281	FARLEY	53.683	53.758	<b>0.075</b>
12	281	FARLEY	<b>32.244</b>	45	QUINCE	<b>21.505</b>	12	45	QUINCE	53.782	53.926	<b>0.144</b>
13	45	QUINCE	<b>32.277</b>	15	SVENSEN	<b>21.550</b>	13	81	MAY	53.838	53.915	<b>0.077</b>
14	15	SVENSEN	<b>32.386</b>	94	KING	<b>21.611</b>	14	104	GRIFFITHS	53.919	54.088	<b>0.169</b>
15	258	FRIEND	<b>32.469</b>	67	HARVEY	<b>21.647</b>	15	15	SVENSEN	53.936	54.184	<b>0.248</b>
16	81	MAY	<b>32.491</b>	104	GRIFFITHS	<b>21.692</b>	16	258	FRIEND	54.358	54.536	<b>0.178</b>
17	4	KILLWORTH	<b>32.693</b>	4	KILLWORTH	<b>21.785</b>	17	4	KILLWORTH	54.478	54.478	<b>0.000</b>
18	167	SMITH	<b>32.873</b>	167	SMITH	<b>21.858</b>	18	67	HARVEY	54.718	54.718	<b>0.000</b>
19	14	BATE	<b>32.999</b>	14	BATE	<b>21.870</b>	19	167	SMITH	54.731	54.883	<b>0.152</b>
20	67	HARVEY	<b>33.071</b>	258	FRIEND	<b>21.889</b>	20	14	BATE	54.869	54.869	<b>0.000</b>
21	9	BEDFORD	<b>33.219</b>	40	WILKINSON	<b>21.972</b>	21	9	BEDFORD	55.267	55.322	<b>0.055</b>
22	127	CHAM	<b>33.520</b>	9	BEDFORD	<b>22.048</b>	22	127	CHAM	55.737	55.954	<b>0.217</b>
23	46	HODGES	<b>33.522</b>	158	BRENNAN	<b>22.115</b>	23	40	WILKINSON	55.741	55.784	<b>0.043</b>
24	336	MORGAN	<b>33.608</b>	336	MORGAN	<b>22.133</b>	24	336	MORGAN	55.741	55.896	<b>0.155</b>
25	132	KING	<b>33.631</b>	132	KING	<b>22.176</b>	25	132	KING	55.807	55.807	<b>0.000</b>
26	40	WILKINSON	<b>33.769</b>	127	CHAM	<b>22.217</b>	26	46	HODGES	55.864	56.232	<b>0.368</b>
27	158	BRENNAN	<b>33.805</b>	116	FAITH	<b>22.234</b>	27	158	BRENNAN	55.920	55.920	<b>0.000</b>
28	10	LAURIE	<b>33.846</b>	46	HODGES	<b>22.342</b>	28	116	FAITH	56.210	56.210	<b>0.000</b>
29	93	BOTTO	<b>33.846</b>	10	LAURIE	<b>22.434</b>	29	10	LAURIE	56.280	56.368	<b>0.088</b>
30	47	BOHANAN	<b>33.889</b>	93	BOTTO	<b>22.448</b>	30	93	BOTTO	56.294	56.345	<b>0.051</b>
31	116	FAITH	<b>33.976</b>	777	HIRST	<b>22.459</b>	31	47	BOHANAN	56.368	56.426	<b>0.058</b>
32	777	HIRST	<b>34.121</b>	47	BOHANAN	<b>22.479</b>	32	777	HIRST	56.580	56.727	<b>0.147</b>
33	75	SVENSEN	<b>36.490</b>	75	SVENSEN	<b>24.237</b>	33	75	SVENSEN	1:00.727	1:01.041	<b>0.314</b>

# BMCRC - MRO Championships 2023 - Rnd 8 @ Brands Hatch Indy

## MRO Minitwins & BMCRC Rookie Minitwins

### RACE 2 - STATISTICS

**Competitors Started** 33  
**Planned Start** 2023-09-30 @ 11:45:00.000  
**Actual Start** 2023-09-30 @ 12:02:16.314  
**Finish Time** 2023-09-30 @ 12:10:05.895  
**Track Length** 1.2079mi.  
**Total Laps** 288  
**Total Distance Covered** 347.8883mi.

#### Session Fastest Lap History

NO	CL	NAME	LAP TIME	TIME OF DAY	LAP	VEHICLE
1		David TWYFORD	<b>52.147</b>	12:04:05.476	2	Suzuki SV650
1		David TWYFORD	<b>51.645</b>	12:04:57.121	3	Suzuki SV650
1		David TWYFORD	<b>51.488</b>	12:05:48.608	4	Suzuki SV650
1		David TWYFORD	<b>51.363</b>	12:06:39.971	5	Suzuki SV650
1		David TWYFORD	<b>51.344</b>	12:07:31.315	6	Suzuki SV650
1		David TWYFORD	<b>51.212</b>	12:08:22.527	7	Suzuki SV650

#### Session Leader History

NO	CL	NAME	FROM LAP	LAPS LED	DISTANCE	VEHICLE
1		David TWYFORD	1	9	10.87 miles	Suzuki SV650

#### Flag History

TYPE	TIME OF DAY
GREEN	12:02:16.314
FINISH	12:10:05.895

#### Flag Statistics

TYPE	COUNT	TOTAL LAPS	TOTAL TIME
Green	1	9	8:49.320
Red	0	0	0.000
Safety Car	0	0	0.000
FCY	0	0	0.000

# BMCRC - MRO Championships 2023 - Rnd 8 @ Brands Hatch Indy

## MRO Minitwins & BMCRC Rookie Minitwins

### RACE 2 - STATISTICS

CLASS :

21 Starters

#### Fastest Lap History

NO	NAME	LAP TIME	TIME OF DAY	LAP	VEHICLE
1	David TWYFORD	<b>52.147</b>	12:04:05.476	2	Suzuki SV650
1	David TWYFORD	<b>51.645</b>	12:04:57.121	3	Suzuki SV650
1	David TWYFORD	<b>51.488</b>	12:05:48.608	4	Suzuki SV650
1	David TWYFORD	<b>51.363</b>	12:06:39.971	5	Suzuki SV650
1	David TWYFORD	<b>51.344</b>	12:07:31.315	6	Suzuki SV650
1	David TWYFORD	<b>51.212</b>	12:08:22.527	7	Suzuki SV650

#### Leader History

NO	NAME	FROM LAP	LAPS LED	DISTANCE	VEHICLE
1	David TWYFORD	1	9	10.87 miles	Suzuki SV650

# BMCRC - MRO Championships 2023 - Rnd 8 @ Brands Hatch Indy

## MRO Minitwins & BMCRC Rookie Minitwins

### RACE 2 - STATISTICS

CLASS : RMT

12 Starters

#### Fastest Lap History

NO	NAME	LAP TIME	TIME OF DAY	LAP	VEHICLE
15	James SVENSEN	55.523	12:04:12.163	2	Suzuki SV650
94	Jonathan KING	54.832	12:04:12.759	2	Suzuki SV650
67	Simon HARVEY	54.718	12:04:14.994	2	Suzuki SV650
15	James SVENSEN	54.244	12:05:06.407	3	Suzuki SV650
94	Jonathan KING	54.243	12:06:56.407	5	Suzuki SV650
94	Jonathan KING	53.672	12:07:50.078	6	Suzuki SV650

#### Leader History

NO	NAME	FROM LAP	LAPS LED	DISTANCE	VEHICLE
15	James SVENSEN	1	6	7.24 miles	Suzuki SV650
94	Jonathan KING	7	3	3.62 miles	Suzuki SV650

# BMCRC - MRO Championships 2023 - Rnd 8 @ Brands Hatch Indy



## MRO Minitwins & BMCRC Rookie Minitwins

### RACE 13 - GRID (9 Laps)

ROW 12	36	12	Brian TIPPLE	35	8	Stuart ALBON	34	58	Stacey KILLWORTH	
ROW 11				1:01.041			56.727		56.426	
		33	75	Tom SVENSEN	32	777	Richard HIRST	31	47	Tristan BOHANAN
ROW 10				56.368		56.345		56.232		
	30	10	Ian LAURIE	29	93	Tony BOTTO	28	46	Richard HODGES	
ROW 9				56.210			55.954		55.920	
		27	116	Gareth FAITH	26	127	Matthew CHAM	25	158	Danny BRENNAN
ROW 8				55.896		55.807		55.784		
	24	336	Alan MORGAN	23	132	Ben KING	22	40	Simon WILKINSON	
ROW 7				55.322			54.883		54.869	
		21	9	Thomas BEDFORD	20	167	Terry SMITH	19	14	Malcolm BATE
ROW 6				54.718		54.536		54.478		
	18	67	Simon HARVEY	17	258	Ande FRIEND	16	4	Hayden KILLWORTH	
ROW 5				54.184			54.088		53.926	
		15	15	James SVENSEN	14	104	Jack GRIFFITHS	13	45	Terence QUINCE
ROW 4				53.915		53.758		53.685		
	12	81	Malvern MAY	11	281	Daniel FARLEY	10	34	Andrew JOHNSON	
ROW 3				53.672			53.128		53.107	
		9	94	Jonathan KING	8	3	Oliver ARBON	7	33	Steve COSTIN
ROW 2				52.961		52.610		52.570		
	6	74	Daniel BLACK	5	5	Barry MANTELL	4	19	Kevin LILLEY	
ROW 1				52.169			51.991		51.212	
		3	888	Brandon WRIGHT	2	22	Darren DOWDS	1	1	David TWYFORD
									<b>Pole</b>	

Brands Hatch Indy: 1.2079 miles

These results are provisional until the conclusion of any judicial and technical matters.

Clerk Of Course :	Stewards :	Timekeeper : <i>Craig Smith</i>
-------------------	------------	------------------------------------

Results can be found at [www.tsl-timing.com](http://www.tsl-timing.com)

Printed - 12:14 Saturday, 30 September 2023



# BMCRC - MRO Championships 2023 - Rnd 8 @ Brands Hatch Indy



## MRO Minitwins & BMCRC Rookie Minitwins

### RACE 13 - CLASSIFICATION

POS	NO	CL	PIC NAME	ENTRY	LAPS	TIME	GAP	DIFF	MPH	BEST	ON
1	1		1 David TWYFORD	Suzuki SV650 - IMP Racing, MHP, RODOC	9	7:53.148			82.71	51.613	7
2	22		2 Darren DOWDS	Suzuki SV650 - sublime dsg Ltd	9	8:00.399	7.251	7.251	81.46	52.114	2
3	3		3 Oliver ARBON	Suzuki SV650 - tt plumbing and heating	9	8:04.705	11.557	4.306	80.74	52.627	8
4	19		4 Kevin LILLEY	Suzuki SV650 - Trafalgar Cleaning Eqpt. / Steve Jorc	9	8:04.791	11.643	0.086	80.73	52.574	8
5	888		5 Brandon WRIGHT	Suzuki SV650 - 888 Vapour	9	8:05.135	11.987	0.344	80.67	52.597	9
6	33		6 Steve COSTIN	Suzuki SV650 - ATP Motorsport	9	8:08.620	15.472	3.485	80.09	53.212	4
7	5		7 Barry MANTELL	Suzuki SV650 - Swedish car connection	9	8:08.960	15.812	0.340	80.04	53.117	8
8	34		8 Andrew JOHNSON	Suzuki SV650 - Rose & Charlie Racing	9	8:16.039	22.891	7.079	78.89	53.477	9
9	94	RMT	1 Jonathan KING	Suzuki SV650 -	9	8:17.702	24.554	1.663	78.63	53.998	9
10	258		9 Ande FRIEND	Suzuki SV650 - Flying colours Motorcycle Training	9	8:18.165	25.017	0.463	78.56	53.950	9
11	15	RMT	2 James SVENSEN	Suzuki SV650 - Tom Svensen Racing	9	8:18.236	25.088	0.071	78.55	54.063	9
12	81		10 Malvern MAY	Suzuki SV650 - IMP racing	9	8:18.612	25.464	0.376	78.49	53.906	9
13	281		11 Daniel FARLEY	Suzuki SV650 - F-TECH FIRE & ELECTRICAL LTD	9	8:18.664	25.516	0.052	78.48	54.307	5
14	45		12 Terence QUINCE	Suzuki SV650 - K&Q, HM Racing, Titan-x	9	8:18.994	25.846	0.330	78.43	53.663	9
15	104	RMT	3 Jack GRIFFITHS	Suzuki SV650 -	9	8:19.519	26.371	0.525	78.35	53.886	9
16	4		13 Hayden KILLWORTH	Suzuki SV650 - Bradley Hix (H11xy) @Green Plant L	9	8:20.200	27.052	0.681	78.24	54.267	9
17	67	RMT	4 Simon HARVEY	Suzuki SV650 -	9	8:27.600	34.452	7.400	77.10	55.080	7
18	167	RMT	5 Terry SMITH	Suzuki SV650 - IMP Racing	9	8:28.067	34.919	0.467	77.03	54.783	7
19	127	RMT	6 Matthew CHAM	Ducati Monster 796 -	9	8:29.762	36.614	1.695	76.77	55.479	3
20	9		14 Thomas BEDFORD	Suzuki SV650 - AWO Recycling Ltd	9	8:32.206	39.058	2.444	76.40	55.581	7
21	14		15 Malcolm BATE	Suzuki SV650 - Hartjay	9	8:32.466	39.318	0.260	76.37	55.348	6
22	47		16 Tristan BOHANAN	Suzuki SV650 -	9	8:36.211	43.063	3.745	75.81	55.718	7
23	40		17 Simon WILKINSON	Suzuki SV650 - S P Wilkinson Engineering Ltd	9	8:39.389	46.241	3.178	75.35	56.230	7
24	132	RMT	7 Ben KING	Suzuki SV650 -	9	8:39.713	46.565	0.324	75.30	56.030	5
25	336	RMT	8 Alan MORGAN	Suzuki SV650 - Little Duck Racing	9	8:39.758	46.610	0.045	75.29	56.285	7
26	93		18 Tony BOTTO	Suzuki SV650 - TB Motorcycles	9	8:40.277	47.129	0.519	75.22	56.296	5
27	158*		19 Danny BRENNAN	Suzuki SV650 -	9	8:40.335	47.187	0.058	75.21	56.286	7
28	10	RMT	9 Ian LAURIE	Suzuki SV650 -	9	8:41.373	48.225	1.038	75.06	56.263	8
29	777	RMT	10 Richard HIRST	Suzuki SV650 - Northern garage conversion	9	8:41.802	48.654	0.429	75.00	56.269	7
30	116		20 Gareth FAITH	Suzuki SV650 - Sitramoto	8	8:01.081	1 Lap	1 Lap	72.31	58.342	7
31	75	RMT	11 Tom SVENSEN	Suzuki SV650 - TSR	8	8:28.966	1 Lap	27.885	68.35	1:02.186	6
32	8		21 Stuart ALBON	Suzuki SV650 - Winter Sun Skydiving	8	8:42.283	1 Lap	13.317	66.60	1:02.071	8

#### NOT CLASSIFIED

DNF	46	RMT	Richard HODGES	Suzuki SV650 -	2	2:06.033	7 Laps	6 Laps	69.00	58.030	2
-----	----	-----	----------------	----------------	---	----------	--------	--------	-------	--------	---

#### FASTEST LAP

1			David TWYFORD	Suzuki SV650 - IMP Racing, MHP, RODOC	7	51.613			84.25 mph	135.59 kph	
104	RMT		Jack GRIFFITHS	Suzuki SV650 -	9	53.886			80.70 mph	129.87 kph	

\* No. 158 - Please fit a working transponder

Class - 92.5% of Race Speed = 76.50 mph  
Class RMT - 92.5% of Race Speed = 72.73 mph

Weather / Track : Cloudy / Dry

These results are provisional until the conclusion of any judicial and technical matters.

Race Distance: 9 Laps / 10.87 miles

Brands Hatch Indy: 1.2079 miles

Date: 30/09/2023 Start: 15:21 Finish: 15:29

Clerk Of Course :	Stewards :	Timekeeper :
		<i>Craig Smith</i>

Results can be found at [www.tsl-timing.com](http://www.tsl-timing.com)

Printed - 15:32 Saturday, 30 September 2023





# BMCRC - MRO Championships 2023 - Rnd 8 @ Brands Hatch Indy

## MRO Minitwins & BMCRC Rookie Minitwins

### RACE 13 - POSITION CHART

No	Name	Lap										
		Pos	1	2	3	4	5	6	7	8	9	
1	TWYFORD	1	1	1	1	1	1	1	1	1	1	
22	DOWDS	2	22	22	22	22	22	22	22	22	22	
888	WRIGHT	3	888	19	19	19	19	19	3	3	3	
19	LILLEY	4	19	888	3	3	3	3	19	19	19	
5	MANTELL	5	3	3	888	888	888	888	888	888	888	
33	COSTIN	6	33	33	33	33	33	33	33	33	33	
3	ARBON	7	5	5	5	5	5	5	5	5	5	
94	KING	8	15	34	34	34	34	34	34	34	34	
34	JOHNSON	9	34	15	15	15	94	15	94	94	94	
281	FARLEY	10	94	94	94	94	15	258	258	15	258	
81	MAY	11	258	258	258	258	258	94	15	258	15	
45	QUINCE	12	281	281	281	281	281	281	281	281	81	
104	GRIFFITHS	13	45	45	45	81	81	81	81	81	281	
15	SVENSEN	14	4	81	81	45	45	45	45	45	45	
4	KILLWORTH	15	81	4	4	4	4	4	4	104	104	
258	FRIEND	16	127	127	104	104	104	104	104	4	4	
67	HARVEY	17	104	104	127	127	67	67	67	67	67	
14	BATE	18	67	67	67	67	127	127	167	167	167	
167	SMITH	19	167	167	167	167	167	167	127	127	127	
9	BEDFORD	20	9	9	9	9	9	9	9	9	9	
40	WILKINSON	21	158	158	14	14	14	14	14	14	14	
132	KING	22	14	14	158	158	47	47	47	47	47	
336	MORGAN	23	40	40	40	40	40	40	40	40	40	
158	BRENNAN	24	132	47	47	47	158	336	336	336	132	
127	CHAM	25	336	336	336	336	336	132	132	132	336	
116	FAITH	26	93	132	132	132	132	93	93	93	93	
46	HODGES	27	47	93	93	93	93	158	158	158	158	
93	BOTTO	28	10	10	10	10	10	10	10	10	10	
10	LAURIE	29	777	777	777	777	777	777	777	777	777	
47	BOHANAN	30	46	46	116	116	116	116	116	116	116	
777	HIRST	31	116	116	75	75	75	75	75	75	75	
75	SVENSEN	32	75	75	8	8	8	8	8	8	8	
8	ALBON	33	8	8								



# BMCRC - MRO Championships 2023 - Rnd 8 @ Brands Hatch Indy

## MRO Minitwins & BMCRC Rookie Minitwins

### RACE 13 - SECTOR ANALYSIS



SECTOR 1 = FL to I1, SECTOR 2 = I1 to FL, DIFF = Difference To Personal Best Lap, P = Crossed Finish Line in Pit Lane, D = Time Disallowed

<b>P1 1</b>		<b>David TWYFORD</b>		Suzuki SV650 - IMP Racing, MHP, RODOC			
IDEAL LAP TIME : 51.613		BEST LAP TIME : 51.613		DIFFERENCE : 0.000			
LAP	SECTOR 1	SECTOR 2	LAP TIME	MPH	DIFF	TIME OF DAY	
1 -		20.804	57.151	76.08	5.538	15:22:49.408	
2 -	31.264	20.964	52.228	83.26	0.615	15:23:41.636	
3 -	30.918	20.982	51.900	83.78	0.287	15:24:33.536	
4 -	30.932	20.905	51.837 (2)	83.88	0.224	15:25:25.373	
5 -	31.394	20.953	52.347	83.07	0.734	15:26:17.720	
6 -	30.973	20.898	51.871 (3)	83.83	0.258	15:27:09.591	
7 -	<b>30.838</b>	<b>20.775</b>	<b>51.613 (1)</b>	<b>84.25</b>		<b>15:28:01.204</b>	
8 -	30.859	21.071	51.930	83.73	0.317	15:28:53.134	
9 -	31.349	20.922	52.271	83.19	0.658	15:29:45.405	

<b>P2 22</b>		<b>Darren DOWDS</b>		Suzuki SV650 - sublime dsg Ltd			
IDEAL LAP TIME : 52.024		BEST LAP TIME : 52.114		DIFFERENCE : 0.090			
LAP	SECTOR 1	SECTOR 2	LAP TIME	MPH	DIFF	TIME OF DAY	
1 -		21.098	57.794	75.24	5.680	15:22:50.051	
2 -	31.225	<b>20.889</b>	<b>52.114 (1)</b>	<b>83.44</b>		<b>15:23:42.165</b>	
3 -	<b>31.135</b>	21.277	52.412 (2)	82.96	0.298	15:24:34.577	
4 -	31.562	21.177	52.739	82.45	0.625	15:25:27.316	
5 -	31.610	21.646	53.256	81.65	1.142	15:26:20.572	
6 -	31.497	21.440	52.937	82.14	0.823	15:27:13.509	
7 -	31.568	21.150	52.718 (3)	82.48	0.604	15:28:06.227	
8 -	31.655	21.208	52.863	82.26	0.749	15:28:59.090	
9 -	31.939	21.627	53.566	81.18	1.452	15:29:52.656	

<b>P3 3</b>		<b>Oliver ARBON</b>		Suzuki SV650 - tt plumbing and heating			
IDEAL LAP TIME : 52.577		BEST LAP TIME : 52.627		DIFFERENCE : 0.050			
LAP	SECTOR 1	SECTOR 2	LAP TIME	MPH	DIFF	TIME OF DAY	
1 -		21.321	59.098	73.58	6.471	15:22:51.355	
2 -	31.987	21.342	53.329	81.54	0.702	15:23:44.684	
3 -	31.641	21.313	52.954 (3)	82.12	0.327	15:24:37.638	
4 -	31.941	21.432	53.373	81.47	0.746	15:25:31.011	
5 -	32.028	21.408	53.436	81.37	0.809	15:26:24.447	
6 -	32.252	21.410	53.662	81.03	1.035	15:27:18.109	
7 -	31.743	21.164	52.907 (2)	82.19	0.280	15:28:11.016	
8 -	<b>31.433</b>	21.194	<b>52.627 (1)</b>	<b>82.63</b>		<b>15:29:03.643</b>	
9 -	32.175	<b>21.144</b>	53.319	81.55	0.692	15:29:56.962	

<b>P4 19</b>		<b>Kevin LILLEY</b>		Suzuki SV650 - Trafalgar Cleaning Eqpt. / Steve Jordan Motorcy			
IDEAL LAP TIME : 52.574		BEST LAP TIME : 52.574		DIFFERENCE : 0.000			
LAP	SECTOR 1	SECTOR 2	LAP TIME	MPH	DIFF	TIME OF DAY	
1 -		21.186	58.747	74.02	6.173	15:22:51.004	
2 -	31.852	21.392	53.244 (3)	81.67	0.670	15:23:44.248	
3 -	31.822	21.519	53.341	81.52	0.767	15:24:37.589	
4 -	31.930	21.461	53.391	81.44	0.817	15:25:30.980	
5 -	31.907	21.496	53.403	81.42	0.829	15:26:24.383	
6 -	32.208	21.446	53.654	81.04	1.080	15:27:18.037	
7 -	32.065	21.309	53.374	81.47	0.800	15:28:11.411	
8 -	<b>31.431</b>	<b>21.143</b>	<b>52.574 (1)</b>	<b>82.71</b>		<b>15:29:03.985</b>	
9 -	31.785	21.278	53.063 (2)	81.95	0.489	15:29:57.048	

# BMCRC - MRO Championships 2023 - Rnd 8 @ Brands Hatch Indy

## MRO Minitwins & BMCRC Rookie Minitwins

### RACE 13 - SECTOR ANALYSIS



SECTOR 1 = FL to I1, SECTOR 2 = I1 to FL, DIFF = Difference To Personal Best Lap, P = Crossed Finish Line in Pit Lane, D = Time Disallowed

P5 888		Brandon WRIGHT		Suzuki SV650 - 888 Vapour			
IDEAL LAP TIME : 52.597		BEST LAP TIME : 52.597		DIFFERENCE : 0.000			
LAP	SECTOR 1	SECTOR 2	LAP TIME	MPH	DIFF	TIME OF DAY	
1 -		21.169	58.536	74.28	5.939	15:22:50.793	
2 -	32.230	21.405	53.635	81.07	1.038	15:23:44.428	
3 -	31.845	21.398	53.243	81.67	0.646	15:24:37.671	
4 -	32.513	21.093	53.606	81.12	1.009	15:25:31.277	
5 -	32.105	21.093	53.198 (3)	81.74	0.601	15:26:24.475	
6 -	32.478	21.169	53.647	81.05	1.050	15:27:18.122	
7 -	32.590	21.311	53.901	80.67	1.304	15:28:12.023	
8 -	31.722	21.050	52.772 (2)	82.40	0.175	15:29:04.795	
9 -	<b>31.684</b>	<b>20.913</b>	<b>52.597 (1)</b>	<b>82.67</b>		<b>15:29:57.392</b>	

P6 33		Steve COSTIN		Suzuki SV650 - ATP Motorsport			
IDEAL LAP TIME : 53.182		BEST LAP TIME : 53.212		DIFFERENCE : 0.030			
LAP	SECTOR 1	SECTOR 2	LAP TIME	MPH	DIFF	TIME OF DAY	
1 -		<b>21.396</b>	59.372	73.24	6.160	15:22:51.629	
2 -	32.415	21.574	53.989	80.54	0.777	15:23:45.618	
3 -	31.946	21.656	53.602	81.12	0.390	15:24:39.220	
4 -	<b>31.786</b>	21.426	<b>53.212 (1)</b>	<b>81.72</b>		<b>15:25:32.432</b>	
5 -	31.895	21.571	53.466 (3)	81.33	0.254	15:26:25.898	
6 -	32.233	21.590	53.823	80.79	0.611	15:27:19.721	
7 -	31.823	21.570	53.393 (2)	81.44	0.181	15:28:13.114	
8 -	31.799	21.692	53.491	81.29	0.279	15:29:06.605	
9 -	32.258	22.014	54.272	80.12	1.060	15:30:00.877	

P7 5		Barry MANTELL		Suzuki SV650 - Swedish car connection			
IDEAL LAP TIME : 52.901		BEST LAP TIME : 53.117		DIFFERENCE : 0.216			
LAP	SECTOR 1	SECTOR 2	LAP TIME	MPH	DIFF	TIME OF DAY	
1 -		21.306	59.641	72.91	6.524	15:22:51.898	
2 -	32.543	21.537	54.080	80.41	0.963	15:23:45.978	
3 -	31.803	21.558	53.361 (3)	81.49	0.244	15:24:39.339	
4 -	32.139	<b>21.123</b>	53.262 (2)	81.64	0.145	15:25:32.601	
5 -	32.055	21.558	53.613	81.11	0.496	15:26:26.214	
6 -	32.273	21.436	53.709	80.96	0.592	15:27:19.923	
7 -	32.000	21.694	53.694	80.98	0.577	15:28:13.617	
8 -	<b>31.778</b>	21.339	<b>53.117 (1)</b>	<b>81.86</b>		<b>15:29:06.734</b>	
9 -	32.265	22.218	54.483	79.81	1.366	15:30:01.217	

P8 34		Andrew JOHNSON		Suzuki SV650 - Rose & Charlie Racing			
IDEAL LAP TIME : 53.477		BEST LAP TIME : 53.477		DIFFERENCE : 0.000			
LAP	SECTOR 1	SECTOR 2	LAP TIME	MPH	DIFF	TIME OF DAY	
1 -		21.532	1:00.745	71.58	7.268	15:22:53.002	
2 -	33.128	21.690	54.818	79.32	1.341	15:23:47.820	
3 -	32.414	21.564	53.978 (3)	80.56	0.501	15:24:41.798	
4 -	33.007	21.866	54.873	79.24	1.396	15:25:36.671	
5 -	32.704	21.824	54.528	79.74	1.051	15:26:31.199	
6 -	33.398	22.045	55.443	78.43	1.966	15:27:26.642	
7 -	32.408	21.561	53.969 (2)	80.57	0.492	15:28:20.611	
8 -	32.544	21.664	54.208	80.22	0.731	15:29:14.819	
9 -	<b>32.180</b>	<b>21.297</b>	<b>53.477 (1)</b>	<b>81.31</b>		<b>15:30:08.296</b>	

# BMCRC - MRO Championships 2023 - Rnd 8 @ Brands Hatch Indy

## MRO Minitwins & BMCRC Rookie Minitwins

### RACE 13 - SECTOR ANALYSIS



SECTOR 1 = FL to I1, SECTOR 2 = I1 to FL, DIFF = Difference To Personal Best Lap, P = Crossed Finish Line in Pit Lane, D = Time Disallowed

P9 94 RMT Jonathan KING		Suzuki SV650 -				
IDEAL LAP TIME : 53.836		BEST LAP TIME : 53.998				
		DIFFERENCE : 0.162				
LAP	SECTOR 1	SECTOR 2	LAP TIME	MPH	DIFF	TIME OF DAY
1 -		22.206	1:01.619	70.57	7.621	15:22:53.876
2 -	32.569	21.897	54.466	79.84	0.468	15:23:48.342
3 -	32.718	22.169	54.887	79.22	0.889	15:24:43.229
4 -	32.459	<b>21.623</b>	54.082 (2)	80.40	0.084	15:25:37.311
5 -	32.313	22.004	54.317 (3)	80.05	0.319	15:26:31.628
6 -	33.202	22.298	55.500	78.35	1.502	15:27:27.128
7 -	32.614	21.704	54.318	80.05	0.320	15:28:21.446
8 -	32.397	22.118	54.515	79.76	0.517	15:29:15.961
9 -	<b>32.213</b>	21.785	<b>53.998 (1)</b>	<b>80.53</b>		<b>15:30:09.959</b>

P10 258 Ande FRIEND		Suzuki SV650 - Flying colours Motorcycle Training				
IDEAL LAP TIME : 53.838		BEST LAP TIME : 53.950				
		DIFFERENCE : 0.112				
LAP	SECTOR 1	SECTOR 2	LAP TIME	MPH	DIFF	TIME OF DAY
1 -		22.270	1:01.851	70.30	7.901	15:22:54.108
2 -	32.578	22.078	54.656	79.56	0.706	15:23:48.764
3 -	32.450	22.225	54.675	79.53	0.725	15:24:43.439
4 -	32.708	<b>21.548</b>	54.256 (2)	80.14	0.306	15:25:37.695
5 -	32.471	21.965	54.436 (3)	79.88	0.486	15:26:32.131
6 -	32.628	22.155	54.783	79.37	0.833	15:27:26.914
7 -	32.636	21.971	54.607	79.63	0.657	15:28:21.521
8 -	32.441	22.510	54.951	79.13	1.001	15:29:16.472
9 -	<b>32.290</b>	21.660	<b>53.950 (1)</b>	<b>80.60</b>		<b>15:30:10.422</b>

P11 15 RMT James SVENSEN		Suzuki SV650 - Tom Svensen Racing				
IDEAL LAP TIME : 54.063		BEST LAP TIME : 54.063				
		DIFFERENCE : 0.000				
LAP	SECTOR 1	SECTOR 2	LAP TIME	MPH	DIFF	TIME OF DAY
1 -		21.965	1:00.646	71.70	6.583	15:22:52.903
2 -	33.387	21.862	55.249	78.70	1.186	15:23:48.152
3 -	32.633	21.769	54.402 (2)	79.93	0.339	15:24:42.554
4 -	32.838	21.754	54.592 (3)	79.65	0.529	15:25:37.146
5 -	32.690	21.971	54.661	79.55	0.598	15:26:31.807
6 -	32.920	22.149	55.069	78.96	1.006	15:27:26.876
7 -	33.064	21.682	54.746	79.43	0.683	15:28:21.622
8 -	32.585	22.223	54.808	79.34	0.745	15:29:16.430
9 -	<b>32.496</b>	<b>21.567</b>	<b>54.063 (1)</b>	<b>80.43</b>		<b>15:30:10.493</b>

P12 81 Malvern MAY		Suzuki SV650 - IMP racing				
IDEAL LAP TIME : 53.774		BEST LAP TIME : 53.906				
		DIFFERENCE : 0.132				
LAP	SECTOR 1	SECTOR 2	LAP TIME	MPH	DIFF	TIME OF DAY
1 -		22.234	1:02.827	69.21	8.921	15:22:55.084
2 -	32.921	21.737	54.658	79.56	0.752	15:23:49.742
3 -	32.672	22.015	54.687	79.51	0.781	15:24:44.429
4 -	33.174	21.748	54.922	79.17	1.016	15:25:39.351
5 -	32.546	<b>21.465</b>	54.011 (2)	80.51	0.105	15:26:33.362
6 -	32.421	21.657	54.078 (3)	80.41	0.172	15:27:27.440
7 -	33.062	21.596	54.658	79.56	0.752	15:28:22.098
8 -	32.790	22.075	54.865	79.26	0.959	15:29:16.963
9 -	<b>32.309</b>	21.597	<b>53.906 (1)</b>	<b>80.67</b>		<b>15:30:10.869</b>

# BMCRC - MRO Championships 2023 - Rnd 8 @ Brands Hatch Indy

## MRO Minitwins & BMCRC Rookie Minitwins

### RACE 13 - SECTOR ANALYSIS



SECTOR 1 = FL to I1, SECTOR 2 = I1 to FL, DIFF = Difference To Personal Best Lap, P = Crossed Finish Line in Pit Lane, D = Time Disallowed

<b>P13 281 Daniel FARLEY</b>		Suzuki SV650 - F-TECH FIRE & ELECTRICAL LTD				
IDEAL LAP TIME : 54.004		BEST LAP TIME : 54.307		DIFFERENCE : 0.303		
LAP	SECTOR 1	SECTOR 2	LAP TIME	MPH	DIFF	TIME OF DAY
1 -		22.224	1:01.893	70.26	7.586	15:22:54.150
2 -	32.840	21.870	54.710	79.48	0.403	15:23:48.860
3 -	32.704	21.944	54.648	79.57	0.341	15:24:43.508
4 -	32.894	<b>21.561</b>	54.455 (3)	79.85	0.148	15:25:37.963
5 -	<b>32.443</b>	21.864	<b>54.307 (1)</b>	<b>80.07</b>		<b>15:26:32.270</b>
6 -	32.747	22.184	54.931	79.16	0.624	15:27:27.201
7 -	33.066	21.585	54.651	79.57	0.344	15:28:21.852
8 -	32.550	22.155	54.705	79.49	0.398	15:29:16.557
9 -	32.787	21.577	54.364 (2)	79.99	0.057	15:30:10.921

<b>P14 45 Terence QUINCE</b>		Suzuki SV650 - K&Q, HM Racing, Titan-x				
IDEAL LAP TIME : 53.663		BEST LAP TIME : 53.663		DIFFERENCE : 0.000		
LAP	SECTOR 1	SECTOR 2	LAP TIME	MPH	DIFF	TIME OF DAY
1 -		22.271	1:02.338	69.75	8.675	15:22:54.595
2 -	32.842	22.057	54.899	79.21	1.236	15:23:49.494
3 -	32.734	21.963	54.697	79.50	1.034	15:24:44.191
4 -	33.087	22.182	55.269	78.68	1.606	15:25:39.460
5 -	32.703	21.874	54.577	79.67	0.914	15:26:34.037
6 -	32.604	21.889	54.493 (3)	79.80	0.830	15:27:28.530
7 -	32.673	21.603	54.276 (2)	80.12	0.613	15:28:22.806
8 -	32.327	22.455	54.782	79.38	1.119	15:29:17.588
9 -	<b>32.295</b>	<b>21.368</b>	<b>53.663 (1)</b>	<b>81.03</b>		<b>15:30:11.251</b>

<b>P15 104 RMT Jack GRIFFITHS</b>		Suzuki SV650 -				
IDEAL LAP TIME : 53.620		BEST LAP TIME : 53.886		DIFFERENCE : 0.266		
LAP	SECTOR 1	SECTOR 2	LAP TIME	MPH	DIFF	TIME OF DAY
1 -		22.428	1:03.638	68.33	9.752	15:22:55.895
2 -	33.072	22.179	55.251	78.70	1.365	15:23:51.146
3 -	32.420	21.702	54.122 (2)	80.34	0.236	15:24:45.268
4 -	32.956	21.837	54.793	79.36	0.907	15:25:40.061
5 -	32.707	21.706	54.413	79.91	0.527	15:26:34.474
6 -	32.649	21.980	54.629	79.60	0.743	15:27:29.103
7 -	32.773	21.666	54.439	79.88	0.553	15:28:23.542
8 -	<b>32.126</b>	22.222	54.348 (3)	80.01	0.462	15:29:17.890
9 -	32.392	<b>21.494</b>	<b>53.886 (1)</b>	<b>80.70</b>		<b>15:30:11.776</b>

<b>P16 4 Hayden KILLWORTH</b>		Suzuki SV650 - Bradley Hix (H11xy) @Green Plant UK				
IDEAL LAP TIME : 54.123		BEST LAP TIME : 54.267		DIFFERENCE : 0.144		
LAP	SECTOR 1	SECTOR 2	LAP TIME	MPH	DIFF	TIME OF DAY
1 -		22.378	1:02.728	69.32	8.461	15:22:54.985
2 -	33.279	22.011	55.290	78.65	1.023	15:23:50.275
3 -	<b>32.396</b>	22.013	54.409 (3)	79.92	0.142	15:24:44.684
4 -	33.355	<b>21.727</b>	55.082	78.94	0.815	15:25:39.766
5 -	32.709	21.830	54.539	79.73	0.272	15:26:34.305
6 -	32.532	22.216	54.748	79.42	0.481	15:27:29.053
7 -	32.512	21.795	54.307 (2)	80.07	0.040	15:28:23.360
8 -	32.511	22.319	54.830	79.31	0.563	15:29:18.190
9 -	32.420	21.847	<b>54.267 (1)</b>	<b>80.13</b>		<b>15:30:12.457</b>

# BMCRC - MRO Championships 2023 - Rnd 8 @ Brands Hatch Indy

## MRO Minitwins & BMCRC Rookie Minitwins

### RACE 13 - SECTOR ANALYSIS



SECTOR 1 = FL to I1, SECTOR 2 = I1 to FL, DIFF = Difference To Personal Best Lap, P = Crossed Finish Line in Pit Lane, D = Time Disallowed

P17 67 RMT Simon HARVEY			Suzuki SV650 -			
IDEAL LAP TIME : 54.848		BEST LAP TIME : 55.080	DIFFERENCE : 0.232			
LAP	SECTOR 1	SECTOR 2	LAP TIME	MPH	DIFF	TIME OF DAY
1 -		22.527	1:03.825	68.13	8.745	15:22:56.082
2 -	33.077	22.269	55.346	78.57	0.266	15:23:51.428
3 -	33.172	22.128	55.300 (2)	78.63	0.220	15:24:46.728
4 -	33.590	<b>21.932</b>	55.522	78.32	0.442	15:25:42.250
5 -	33.557	22.578	56.135	77.46	1.055	15:26:38.385
6 -	33.245	22.083	55.328 (3)	78.59	0.248	15:27:33.713
7 -	<b>32.916</b>	22.164	<b>55.080 (1)</b>	<b>78.95</b>		<b>15:28:28.793</b>
8 -	33.122	22.482	55.604	78.20	0.524	15:29:24.397
9 -	33.176	22.284	55.460	78.40	0.380	15:30:19.857

P18 167 RMT Terry SMITH			Suzuki SV650 - IMP Racing			
IDEAL LAP TIME : 54.720		BEST LAP TIME : 54.783	DIFFERENCE : 0.063			
LAP	SECTOR 1	SECTOR 2	LAP TIME	MPH	DIFF	TIME OF DAY
1 -		22.623	1:04.253	67.67	9.470	15:22:56.510
2 -	33.792	22.391	56.183	77.40	1.400	15:23:52.693
3 -	32.968	22.291	55.259	78.69	0.476	15:24:47.952
4 -	32.997	22.039	55.036 (2)	79.01	0.253	15:25:42.988
5 -	33.110	22.920	56.030	77.61	1.247	15:26:39.018
6 -	33.600	22.140	55.740	78.01	0.957	15:27:34.758
7 -	32.794	<b>21.989</b>	<b>54.783 (1)</b>	<b>79.37</b>		<b>15:28:29.541</b>
8 -	<b>32.731</b>	22.325	55.056 (3)	78.98	0.273	15:29:24.597
9 -	33.300	22.427	55.727	78.03	0.944	15:30:20.324

P19 127 RMT Matthew CHAM			Ducati Monster 796 -			
IDEAL LAP TIME : 55.348		BEST LAP TIME : 55.479	DIFFERENCE : 0.131			
LAP	SECTOR 1	SECTOR 2	LAP TIME	MPH	DIFF	TIME OF DAY
1 -		22.259	1:03.190	68.81	7.711	15:22:55.447
2 -	33.384	22.252	55.636 (3)	78.16	0.157	15:23:51.083
3 -	33.429	<b>22.050</b>	<b>55.479 (1)</b>	<b>78.38</b>		<b>15:24:46.562</b>
4 -	<b>33.298</b>	22.300	55.598 (2)	78.21	0.119	15:25:42.160
5 -	33.646	22.670	56.316	77.21	0.837	15:26:38.476
6 -	33.799	22.183	55.982	77.67	0.503	15:27:34.458
7 -	33.530	22.294	55.824	77.89	0.345	15:28:30.282
8 -	33.682	22.186	55.868	77.83	0.389	15:29:26.150
9 -	33.571	22.298	55.869	77.83	0.390	15:30:22.019

P20 9 Thomas BEDFORD			Suzuki SV650 - AWO Recycling Ltd			
IDEAL LAP TIME : 55.581		BEST LAP TIME : 55.581	DIFFERENCE : 0.000			
LAP	SECTOR 1	SECTOR 2	LAP TIME	MPH	DIFF	TIME OF DAY
1 -		22.847	1:04.654	67.25	9.073	15:22:56.911
2 -	33.723	22.440	56.163	77.42	0.582	15:23:53.074
3 -	33.592	22.642	56.234	77.33	0.653	15:24:49.308
4 -	33.495	22.390	55.885	77.81	0.304	15:25:45.193
5 -	33.460	22.303	55.763 (2)	77.98	0.182	15:26:40.956
6 -	33.508	22.433	55.941	77.73	0.360	15:27:36.897
7 -	<b>33.303</b>	<b>22.278</b>	<b>55.581 (1)</b>	<b>78.23</b>		<b>15:28:32.478</b>
8 -	33.912	22.287	56.199	77.37	0.618	15:29:28.677
9 -	33.370	22.416	55.786 (3)	77.95	0.205	15:30:24.463

# BMCRC - MRO Championships 2023 - Rnd 8 @ Brands Hatch Indy

## MRO Minitwins & BMCRC Rookie Minitwins

### RACE 13 - SECTOR ANALYSIS



SECTOR 1 = FL to I1, SECTOR 2 = I1 to FL, DIFF = Difference To Personal Best Lap, P = Crossed Finish Line in Pit Lane, D = Time Disallowed

P21 14		Malcolm BATE		Suzuki SV650 - Hartjay		
IDEAL LAP TIME : 55.338		BEST LAP TIME : 55.348		DIFFERENCE : 0.010		
LAP	SECTOR 1	SECTOR 2	LAP TIME	MPH	DIFF	TIME OF DAY
1 -		22.911	1:05.243	66.65	9.895	15:22:57.500
2 -	34.143	22.386	56.529	76.92	1.181	15:23:54.029
3 -	33.472	<b>21.999</b>	55.471 (2)	78.39	0.123	15:24:49.500
4 -	34.035	22.037	56.072	77.55	0.724	15:25:45.572
5 -	33.806	22.330	56.136	77.46	0.788	15:26:41.708
6 -	<b>33.339</b>	22.009	<b>55.348 (1)</b>	<b>78.56</b>		<b>15:27:37.056</b>
7 -	33.758	22.090	55.848	77.86	0.500	15:28:32.904
8 -	33.843	22.192	56.035	77.60	0.687	15:29:28.939
9 -	33.396	22.388	55.784 (3)	77.95	0.436	15:30:24.723

P22 47		Tristan BOHANAN		Suzuki SV650 -		
IDEAL LAP TIME : 55.688		BEST LAP TIME : 55.718		DIFFERENCE : 0.030		
LAP	SECTOR 1	SECTOR 2	LAP TIME	MPH	DIFF	TIME OF DAY
1 -		23.052	1:06.456	65.43	10.738	15:22:58.713
2 -	34.169	22.572	56.741	76.63	1.023	15:23:55.454
3 -	33.635	22.726	56.361	77.15	0.643	15:24:51.815
4 -	34.351	22.425	56.776	76.59	1.058	15:25:48.591
5 -	33.650	22.557	56.207	77.36	0.489	15:26:44.798
6 -	33.536	22.485	56.021 (3)	77.62	0.303	15:27:40.819
7 -	<b>33.327</b>	22.391	<b>55.718 (1)</b>	<b>78.04</b>		<b>15:28:36.537</b>
8 -	33.496	<b>22.361</b>	55.857 (2)	77.85	0.139	15:29:32.394
9 -	33.585	22.489	56.074	77.55	0.356	15:30:28.468

P23 40		Simon WILKINSON		Suzuki SV650 - S P Wilkinson Engineering Ltd		
IDEAL LAP TIME : 56.068		BEST LAP TIME : 56.230		DIFFERENCE : 0.162		
LAP	SECTOR 1	SECTOR 2	LAP TIME	MPH	DIFF	TIME OF DAY
1 -		22.933	1:05.389	66.50	9.159	15:22:57.646
2 -	34.495	<b>22.168</b>	56.663 (3)	76.74	0.433	15:23:54.309
3 -	34.216	22.681	56.897	76.42	0.667	15:24:51.206
4 -	34.742	22.353	57.095	76.16	0.865	15:25:48.301
5 -	34.623	22.449	57.072	76.19	0.842	15:26:45.373
6 -	34.232	22.531	56.763	76.60	0.533	15:27:42.136
7 -	<b>33.900</b>	22.330	<b>56.230 (1)</b>	<b>77.33</b>		<b>15:28:38.366</b>
8 -	34.082	22.619	56.701	76.69	0.471	15:29:35.067
9 -	34.038	22.541	56.579 (2)	76.85	0.349	15:30:31.646

P24 132 RMT		Ben KING		Suzuki SV650 -		
IDEAL LAP TIME : 55.967		BEST LAP TIME : 56.030		DIFFERENCE : 0.063		
LAP	SECTOR 1	SECTOR 2	LAP TIME	MPH	DIFF	TIME OF DAY
1 -		22.957	1:05.912	65.97	9.882	15:22:58.169
2 -	35.248	23.061	58.309	74.57	2.279	15:23:56.478
3 -	33.785	22.922	56.707	76.68	0.677	15:24:53.185
4 -	34.234	22.490	56.724	76.66	0.694	15:25:49.909
5 -	33.759	<b>22.271</b>	<b>56.030 (1)</b>	<b>77.61</b>		<b>15:26:45.939</b>
6 -	34.105	22.679	56.784	76.58	0.754	15:27:42.723
7 -	<b>33.696</b>	22.637	56.333 (2)	77.19	0.303	15:28:39.056
8 -	33.766	22.728	56.494	76.97	0.464	15:29:35.550
9 -	33.864	22.556	56.420 (3)	77.07	0.390	15:30:31.970

# BMCRC - MRO Championships 2023 - Rnd 8 @ Brands Hatch Indy

## MRO Minitwins & BMCRC Rookie Minitwins

### RACE 13 - SECTOR ANALYSIS



SECTOR 1 = FL to I1, SECTOR 2 = I1 to FL, DIFF = Difference To Personal Best Lap, P = Crossed Finish Line in Pit Lane, D = Time Disallowed

P25 336 RMT Alan MORGAN		Suzuki SV650 - Little Duck Racing				
IDEAL LAP TIME : 56.152		BEST LAP TIME : 56.285		DIFFERENCE : 0.133		
LAP	SECTOR 1	SECTOR 2	LAP TIME	MPH	DIFF	TIME OF DAY
1 -		22.797	1:05.964	65.92	9.679	15:22:58.221
2 -	34.956	22.854	57.810	75.22	1.525	15:23:56.031
3 -	33.821	22.649	56.470 (3)	77.00	0.185	15:24:52.501
4 -	33.954	22.402	56.356 (2)	77.16	0.071	15:25:48.857
5 -	34.393	<b>22.358</b>	56.751	76.62	0.466	15:26:45.608
6 -	34.259	22.627	56.886	76.44	0.601	15:27:42.494
7 -	<b>33.794</b>	22.491	<b>56.285 (1)</b>	<b>77.26</b>		<b>15:28:38.779</b>
8 -	33.848	22.629	56.477	76.99	0.192	15:29:35.256
9 -	34.355	22.404	56.759	76.61	0.474	15:30:32.015

P26 93 Tony BOTTO		Suzuki SV650 - TB Motorcycles				
IDEAL LAP TIME : 56.170		BEST LAP TIME : 56.296		DIFFERENCE : 0.126		
LAP	SECTOR 1	SECTOR 2	LAP TIME	MPH	DIFF	TIME OF DAY
1 -		22.838	1:06.279	65.61	9.983	15:22:58.536
2 -	34.725	23.330	58.055	74.90	1.759	15:23:56.591
3 -	34.041	22.806	56.847	76.49	0.551	15:24:53.438
4 -	34.203	22.548	56.751	76.62	0.455	15:25:50.189
5 -	34.040	<b>22.256</b>	<b>56.296 (1)</b>	<b>77.24</b>		<b>15:26:46.485</b>
6 -	<b>33.914</b>	22.453	56.367 (3)	77.14	0.071	15:27:42.852
7 -	33.971	22.333	56.304 (2)	77.23	0.008	15:28:39.156
8 -	33.918	22.595	56.513	76.94	0.217	15:29:35.669
9 -	34.179	22.686	56.865	76.47	0.569	15:30:32.534

P27 158 Danny BRENNAN		Suzuki SV650 -				
IDEAL LAP TIME :		BEST LAP TIME : 56.286		DIFFERENCE :		
LAP	SECTOR 1	SECTOR 2	LAP TIME	MPH	DIFF	TIME OF DAY
1 -			1:04.914	66.99	8.628	15:22:57.171
2 -			56.679	76.72	0.393	15:23:53.850
3 -			56.917	76.40	0.631	15:24:50.767
4 -			57.118	76.13	0.832	15:25:47.885
5 -			57.576	75.52	1.290	15:26:45.461
6 -			57.716	75.34	1.430	15:27:43.177
7 -			<b>56.286 (1)</b>	<b>77.25</b>		<b>15:28:39.463</b>
8 -			56.468 (2)	77.01	0.182	15:29:35.931
9 -			56.661 (3)	76.74	0.375	15:30:32.592

P28 10 RMT Ian LAURIE		Suzuki SV650 -				
IDEAL LAP TIME : 56.192		BEST LAP TIME : 56.263		DIFFERENCE : 0.071		
LAP	SECTOR 1	SECTOR 2	LAP TIME	MPH	DIFF	TIME OF DAY
1 -		23.406	1:06.946	64.95	10.683	15:22:59.203
2 -	34.331	23.358	57.689	75.38	1.426	15:23:56.892
3 -	34.103	22.698	56.801	76.55	0.538	15:24:53.693
4 -	34.385	22.669	57.054	76.21	0.791	15:25:50.747
5 -	34.055	22.554	56.609 (3)	76.81	0.346	15:26:47.356
6 -	34.059	22.637	56.696	76.70	0.433	15:27:44.052
7 -	<b>33.768</b>	22.557	56.325 (2)	77.20	0.062	15:28:40.377
8 -	33.839	<b>22.424</b>	<b>56.263 (1)</b>	<b>77.29</b>		<b>15:29:36.640</b>
9 -	33.906	23.084	56.990	76.30	0.727	15:30:33.630

# BMCRC - MRO Championships 2023 - Rnd 8 @ Brands Hatch Indy

## MRO Minitwins & BMCRC Rookie Minitwins

### RACE 13 - SECTOR ANALYSIS



SECTOR 1 = FL to I1, SECTOR 2 = I1 to FL, DIFF = Difference To Personal Best Lap, P = Crossed Finish Line in Pit Lane, D = Time Disallowed

P29 777 RMT		Richard HIRST		Suzuki SV650 - Northern garage conversion			
IDEAL LAP TIME : 56.029		BEST LAP TIME : 56.269		DIFFERENCE : 0.240			
LAP	SECTOR 1	SECTOR 2	LAP TIME	MPH	DIFF	TIME OF DAY	
1 -		23.345	1:07.248	64.66	10.979	15:22:59.505	
2 -	34.675	23.067	57.742	75.31	1.473	15:23:57.247	
3 -	34.447	22.689	57.136	76.10	0.867	15:24:54.383	
4 -	34.257	22.767	57.024	76.25	0.755	15:25:51.407	
5 -	33.964	22.770	56.734	76.64	0.465	15:26:48.141	
6 -	33.984	22.523	56.507 (3)	76.95	0.238	15:27:44.648	
7 -	34.045	<b>22.224</b>	<b>56.269 (1)</b>	<b>77.28</b>		<b>15:28:40.917</b>	
8 -	33.828	22.469	56.297 (2)	77.24	0.028	15:29:37.214	
9 -	<b>33.805</b>	23.040	56.845	76.49	0.576	15:30:34.059	

P30 116		Gareth FAITH		Suzuki SV650 - Sitramoto			
IDEAL LAP TIME : 58.124		BEST LAP TIME : 58.342		DIFFERENCE : 0.218			
LAP	SECTOR 1	SECTOR 2	LAP TIME	MPH	DIFF	TIME OF DAY	
1 -		23.928	1:08.791	63.21	10.449	15:23:01.048	
2 -	35.134	23.253	58.387 (2)	74.47	0.045	15:23:59.435	
3 -	35.931	23.848	59.779	72.74	1.437	15:24:59.214	
4 -	35.529	23.648	59.177	73.48	0.835	15:25:58.391	
5 -	35.340	23.417	58.757	74.00	0.415	15:26:57.148	
6 -	35.098	23.298	58.396 (3)	74.46	0.054	15:27:55.544	
7 -	<b>34.922</b>	23.420	<b>58.342 (1)</b>	<b>74.53</b>		<b>15:28:53.886</b>	
8 -	36.250	<b>23.202</b>	59.452	73.14	1.110	15:29:53.338	

P31 75 RMT		Tom SVENSEN		Suzuki SV650 - TSR			
IDEAL LAP TIME : 1:01.934		BEST LAP TIME : 1:02.186		DIFFERENCE : 0.252			
LAP	SECTOR 1	SECTOR 2	LAP TIME	MPH	DIFF	TIME OF DAY	
1 -		25.153	1:10.932	61.30	8.746	15:23:03.189	
2 -	37.640	25.290	1:02.930	69.10	0.744	15:24:06.119	
3 -	38.159	24.955	1:03.114	68.90	0.928	15:25:09.233	
4 -	37.760	24.799	1:02.559	69.51	0.373	15:26:11.792	
5 -	37.474	24.898	1:02.372 (3)	69.72	0.186	15:27:14.164	
6 -	37.501	<b>24.685</b>	<b>1:02.186 (1)</b>	<b>69.92</b>		<b>15:28:16.350</b>	
7 -	<b>37.249</b>	25.094	1:02.343 (2)	69.75	0.157	15:29:18.693	
8 -	37.585	24.945	1:02.530	69.54	0.344	15:30:21.223	

P32 8		Stuart ALBON		Suzuki SV650 - Winter Sun Skydiving			
IDEAL LAP TIME : 1:02.071		BEST LAP TIME : 1:02.071		DIFFERENCE : 0.000			
LAP	SECTOR 1	SECTOR 2	LAP TIME	MPH	DIFF	TIME OF DAY	
1 -		25.582	1:14.723	58.19	12.652	15:23:06.980	
2 -	39.766	25.412	1:05.178	66.71	3.107	15:24:12.158	
3 -	40.030	26.139	1:06.169	65.71	4.098	15:25:18.327	
4 -	39.241	25.060	1:04.301	67.62	2.230	15:26:22.628	
5 -	38.339	25.238	1:03.577	68.39	1.506	15:27:26.205	
6 -	38.540	24.989	1:03.529 (3)	68.45	1.458	15:28:29.734	
7 -	37.620	25.115	1:02.735 (2)	69.31	0.664	15:29:32.469	
8 -	<b>37.212</b>	<b>24.859</b>	<b>1:02.071 (1)</b>	<b>70.05</b>		<b>15:30:34.540</b>	

P33 46 RMT		Richard HODGES		Suzuki SV650 -			
IDEAL LAP TIME : 58.030		BEST LAP TIME : 58.030		DIFFERENCE : 0.000			
LAP	SECTOR 1	SECTOR 2	LAP TIME	MPH	DIFF	TIME OF DAY	
1 -		23.935	1:08.003	63.94	9.973	15:23:00.260	
2 -	<b>35.414</b>	<b>22.616</b>	<b>58.030 (1)</b>	<b>74.93</b>		<b>15:23:58.290</b>	



# BMCRC - MRO Championships 2023 - Rnd 8 @ Brands Hatch Indy

## MRO Minitwins & BMCRC Rookie Minitwins

### RACE 13 - BEST SECTORS

SECTOR 1			SECTOR 2			IDEAL / BEST COMPARISON						
POS	NO	NAME	TIME	NO	NAME	TIME	POS	NO	NAME	IDEAL	BEST	DIFF
									<b>PERFECT LAP</b>	<b>51.613</b>		
1	1	TWYFORD	30.838	1	TWYFORD	20.775	1	1	TWYFORD	51.613	51.613	0.000
2	22	DOWDS	31.135	22	DOWDS	20.889	2	22	DOWDS	52.024	52.114	0.090
3	19	LILLEY	31.431	888	WRIGHT	20.913	3	19	LILLEY	52.574	52.574	0.000
4	3	ARBON	31.433	5	MANTELL	21.123	4	3	ARBON	52.577	52.627	0.050
5	888	WRIGHT	31.684	19	LILLEY	21.143	5	888	WRIGHT	52.597	52.597	0.000
6	5	MANTELL	31.778	3	ARBON	21.144	6	5	MANTELL	52.901	53.117	0.216
7	33	COSTIN	31.786	34	JOHNSON	21.297	7	33	COSTIN	53.182	53.212	0.030
8	104	GRIFFITHS	32.126	45	QUINCE	21.368	8	34	JOHNSON	53.477	53.477	0.000
9	34	JOHNSON	32.180	33	COSTIN	21.396	9	104	GRIFFITHS	53.620	53.886	0.266
10	94	KING	32.213	81	MAY	21.465	10	45	QUINCE	53.663	53.663	0.000
11	258	FRIEND	32.290	104	GRIFFITHS	21.494	11	81	MAY	53.774	53.906	0.132
12	45	QUINCE	32.295	258	FRIEND	21.548	12	94	KING	53.836	53.998	0.162
13	81	MAY	32.309	281	FARLEY	21.561	13	258	FRIEND	53.838	53.950	0.112
14	4	KILLWORTH	32.396	15	SVENSEN	21.567	14	281	FARLEY	54.004	54.307	0.303
15	281	FARLEY	32.443	94	KING	21.623	15	15	SVENSEN	54.063	54.063	0.000
16	15	SVENSEN	32.496	4	KILLWORTH	21.727	16	4	KILLWORTH	54.123	54.267	0.144
17	167	SMITH	32.731	67	HARVEY	21.932	17	167	SMITH	54.720	54.783	0.063
18	67	HARVEY	32.916	167	SMITH	21.989	18	67	HARVEY	54.848	55.080	0.232
19	127	CHAM	33.298	14	BATE	21.999	19	14	BATE	55.338	55.348	0.010
20	9	BEDFORD	33.303	127	CHAM	22.050	20	127	CHAM	55.348	55.479	0.131
21	47	BOHANAN	33.327	40	WILKINSON	22.168	21	9	BEDFORD	55.581	55.581	0.000
22	14	BATE	33.339	777	HIRST	22.224	22	47	BOHANAN	55.688	55.718	0.030
23	132	KING	33.696	93	BOTTO	22.256	23	132	KING	55.967	56.030	0.063
24	10	LAURIE	33.768	132	KING	22.271	24	777	HIRST	56.029	56.269	0.240
25	336	MORGAN	33.794	9	BEDFORD	22.278	25	40	WILKINSON	56.068	56.230	0.162
26	777	HIRST	33.805	336	MORGAN	22.358	26	336	MORGAN	56.152	56.285	0.133
27	40	WILKINSON	33.900	47	BOHANAN	22.361	27	93	BOTTO	56.170	56.296	0.126
28	93	BOTTO	33.914	10	LAURIE	22.424	28	10	LAURIE	56.192	56.263	0.071
29	116	FAITH	34.922	46	HODGES	22.616	29	46	HODGES	58.030	58.030	0.000
30	46	HODGES	35.414	116	FAITH	23.202	30	116	FAITH	58.124	58.342	0.218
31	8	ALBON	37.212	75	SVENSEN	24.685	31	75	SVENSEN	1:01.934	1:02.186	0.252
32	75	SVENSEN	37.249	8	ALBON	24.859	32	8	ALBON	1:02.071	1:02.071	0.000
33							33	158	BRENNAN		56.286	

# BMCRC - MRO Championships 2023 - Rnd 8 @ Brands Hatch Indy

## MRO Minitwins & BMCRC Rookie Minitwins

### RACE 13 - STATISTICS

**Competitors Started** 33  
**Planned Start** 2023-09-30 @ 15:30:00.000  
**Actual Start** 2023-09-30 @ 15:21:52.257  
**Finish Time** 2023-09-30 @ 15:29:45.404  
**Track Length** 1.2079mi.  
**Total Laps** 287  
**Total Distance Covered** 346.6803mi.

#### Session Fastest Lap History

NO	CL	NAME	LAP TIME	TIME OF DAY	LAP	VEHICLE
1		David TWYFORD	<b>52.228</b>	15:23:41.658	2	Suzuki SV650
22		Darren DOWDS	<b>52.114</b>	15:23:42.176	2	Suzuki SV650
1		David TWYFORD	<b>51.900</b>	15:24:33.557	3	Suzuki SV650
1		David TWYFORD	<b>51.837</b>	15:25:25.394	4	Suzuki SV650
1		David TWYFORD	<b>51.613</b>	15:28:01.226	7	Suzuki SV650

#### Session Leader History

NO	CL	NAME	FROM LAP	LAPS LED	DISTANCE	VEHICLE
1		David TWYFORD	1	9	10.87 miles	Suzuki SV650

#### Flag History

TYPE	TIME OF DAY
GREEN	15:21:52.257
FINISH	15:29:45.404

#### Flag Statistics

TYPE	COUNT	TOTAL LAPS	TOTAL TIME
Green	1	9	9:00.313
Red	0	0	0.000
Safety Car	0	0	0.000
FCY	0	0	0.000

# BMCRC - MRO Championships 2023 - Rnd 8 @ Brands Hatch Indy

## MRO Minitwins & BMCRC Rookie Minitwins

### RACE 13 - STATISTICS

CLASS :

21 Starters

#### Fastest Lap History

NO	NAME	LAP TIME	TIME OF DAY	LAP	VEHICLE
1	David TWYFORD	<b>52.228</b>	15:23:41.658	2	Suzuki SV650
22	Darren DOWDS	<b>52.114</b>	15:23:42.176	2	Suzuki SV650
1	David TWYFORD	<b>51.900</b>	15:24:33.557	3	Suzuki SV650
1	David TWYFORD	<b>51.837</b>	15:25:25.394	4	Suzuki SV650
1	David TWYFORD	<b>51.613</b>	15:28:01.226	7	Suzuki SV650

#### Leader History

NO	NAME	FROM LAP	LAPS LED	DISTANCE	VEHICLE
1	David TWYFORD	1	9	10.87 miles	Suzuki SV650

# BMCRC - MRO Championships 2023 - Rnd 8 @ Brands Hatch Indy

## MRO Minitwins & BMCRC Rookie Minitwins

### RACE 13 - STATISTICS

CLASS : RMT

12 Starters

#### Fastest Lap History

NO	NAME	LAP TIME	TIME OF DAY	LAP	VEHICLE
15	James SVENSEN	55.249	15:23:48.161	2	Suzuki SV650
94	Jonathan KING	54.466	15:23:48.355	2	Suzuki SV650
15	James SVENSEN	54.402	15:24:42.564	3	Suzuki SV650
104	Jack GRIFFITHS	54.122	15:24:45.290	3	Suzuki SV650
94	Jonathan KING	54.082	15:25:37.324	4	Suzuki SV650
94	Jonathan KING	53.998	15:30:09.974	9	Suzuki SV650
104	Jack GRIFFITHS	53.886	15:30:11.797	9	Suzuki SV650

#### Leader History

NO	NAME	FROM LAP	LAPS LED	DISTANCE	VEHICLE
15	James SVENSEN	1	4	4.83 miles	Suzuki SV650
94	Jonathan KING	5	1	1.20 miles	Suzuki SV650
15	James SVENSEN	6	1	1.20 miles	Suzuki SV650
94	Jonathan KING	7	3	3.62 miles	Suzuki SV650

# BMCRC - MRO Championships 2023 - Rnd 8 @ Brands Hatch Indy



## MRO Minitwins & BMCRC Rookie Minitwins

### RACE 2 - GRID (11 Laps)

ROW 12	36	12	Brian TIPPLE	35	58	Stacey KILLWORTH	34	74	Daniel BLACK
ROW 11			1:02.186	33	75	Tom SVENSEN	32	8	Stuart ALBON
								1:02.071	58.342
ROW 10							31	116	Gareth FAITH
			58.030	30	46	Richard HODGES	29	93	Tony BOTTO
								56.286	
ROW 9							28	158	Danny BRENNAN
			56.285	27	336	Alan MORGAN	26	777	Richard HIRST
								56.263	
ROW 8							25	10	Ian LAURIE
			56.230	24	40	Simon WILKINSON	23	132	Ben KING
								55.718	
ROW 7							22	47	Tristan BOHANAN
			55.581	21	9	Thomas BEDFORD	20	127	Matthew CHAM
								55.348	
ROW 6							19	14	Malcolm BATE
			55.080	18	67	Simon HARVEY	17	167	Terry SMITH
								54.307	
ROW 5							16	281	Daniel FARLEY
			54.267	15	4	Hayden KILLWORTH	14	15	James SVENSEN
								53.998	
ROW 4							13	94	Jonathan KING
			53.950	12	258	Ande FRIEND	11	81	Malvern MAY
								53.886	
ROW 3							10	104	Jack GRIFFITHS
			53.663	9	45	Terence QUINCE	8	34	Andrew JOHNSON
								53.212	
ROW 2							7	33	Steve COSTIN
			53.117	6	5	Barry MANTELL	5	3	Oliver ARBON
								52.597	
ROW 1							4	888	Brandon WRIGHT
			52.574	3	19	Kevin LILLEY	2	22	Darren DOWDS
								52.114	
							1	1	David TWYFORD
								51.613	
									<b>Pole</b>

Brands Hatch Indy: 1.2079 miles

These results are provisional until the conclusion of any judicial and technical matters.

Clerk Of Course :	Stewards :	Timekeeper : <i>Craig Smith</i>
-------------------	------------	------------------------------------

Results can be found at [www.tsl-timing.com](http://www.tsl-timing.com)

Printed - 15:33 Saturday, 30 September 2023



# BMCR - MRO Championships 2023 - Rnd 8 @ Brands Hatch Indy



## MRO Minitwins & BMCR Rookie Minitwins

### RACE 2 - CLASSIFICATION

POS	NO	CL	PIC NAME	ENTRY	LAPS	TIME	GAP	DIFF	MPH	BEST	ON
1	1		1 David TWYFORD	Suzuki SV650 - IMP Racing, MHP, RODOC	11	9:33.408			83.42	51.511	5
2	22		2 Darren DOWDS	Suzuki SV650 - sublime dsg Ltd	11	9:40.848	7.440	7.440	82.35	52.069	9
3	3		3 Oliver ARBON	Suzuki SV650 - tt plumbing and heating	11	9:49.456	16.048	8.608	81.15	52.727	7
4	19		4 Kevin LILLEY	Suzuki SV650 - Trafalgar Cleaning Eqpt. / Steve Jorr	11	9:49.781	16.373	0.325	81.10	52.932	6
5	888		5 Brandon WRIGHT	Suzuki SV650 - 888 Vapour	11	9:49.943	16.535	0.162	81.08	52.409	11
6	33		6 Steve COSTIN	Suzuki SV650 - ATP Motorsport	11	9:52.028	18.620	2.085	80.79	53.099	9
7	5		7 Barry MANTELL	Suzuki SV650 - Swedish car connection	11	9:55.674	22.266	3.646	80.30	53.151	6
8	94	RMT	1 Jonathan KING	Suzuki SV650 -	11	10:00.753	27.345	5.079	79.62	53.404	7
9	34		8 Andrew JOHNSON	Suzuki SV650 - Rose & Charlie Racing	11	10:04.463	31.055	3.710	79.13	53.464	7
10	81		9 Malvern MAY	Suzuki SV650 - IMP racing	11	10:04.641	31.233	0.178	79.11	53.784	7
11	281		10 Daniel FARLEY	Suzuki SV650 - F-TECH FIRE & ELECTRICAL LTD	11	10:04.881	31.473	0.240	79.08	53.695	9
12	45		11 Terence QUINCE	Suzuki SV650 - K&Q, HM Racing, Titan-x	11	10:05.093	31.685	0.212	79.05	53.293	11
13	15	RMT	2 James SVENSEN	Suzuki SV650 - Tom Svensen Racing	11	10:07.378	33.970	2.285	78.75	53.824	7
14	74		12 Daniel BLACK	Suzuki SV650 - DAD	11	10:09.523	36.115	2.145	78.47	53.816	10
15	258*		13 Ande FRIEND	Suzuki SV650 - Flying colours Motorcycle Training	11	10:10.808	37.400	1.285	78.31	54.474	11
16	67	RMT	3 Simon HARVEY	Suzuki SV650 -	11	10:14.659	41.251	3.851	77.82	54.390	7
17	127	RMT	4 Matthew CHAM	Ducati Monster 796 -	11	10:20.209	46.801	5.550	77.12	54.674	2
18	4		14 Hayden KILLWORTH	Suzuki SV650 - Bradley Hix (H11xy) @Green Plant L	11	10:20.362	46.954	0.153	77.10	54.848	8
19	14		15 Malcolm BATE	Suzuki SV650 - Hartjay	11	10:21.258	47.850	0.896	76.99	55.095	7
20	9		16 Thomas BEDFORD	Suzuki SV650 - AWO Recycling Ltd	11	10:21.788	48.380	0.530	76.93	55.054	11
21	93		17 Tony BOTTO	Suzuki SV650 - TB Motorcycles	11	10:23.456	50.048	1.668	76.72	55.165	8
22	167	RMT	5 Terry SMITH	Suzuki SV650 - IMP Racing	11	10:25.826	52.418	2.370	76.43	55.417	11
23	10	RMT	6 Ian LAURIE	Suzuki SV650 -	11	10:26.988	53.580	1.162	76.29	55.894	9
24	40		18 Simon WILKINSON	Suzuki SV650 - S P Wilkinson Engineering Ltd	11	10:29.307	55.899	2.319	76.01	55.847	10
25	336	RMT	7 Alan MORGAN	Suzuki SV650 - Little Duck Racing	11	10:29.519	56.111	0.212	75.98	55.539	7
26	47		19 Tristan BOHANAN	Suzuki SV650 -	11	10:30.550	57.142	1.031	75.86	55.639	10
27	158*		20 Danny BRENNAN	Suzuki SV650 -	10	9:33.858	1 Lap	1 Lap	75.77	55.964	9
28	132	RMT	8 Ben KING	Suzuki SV650 -	10	9:35.257	1 Lap	1.399	75.59	55.882	7
29	777	RMT	9 Richard HIRST	Suzuki SV650 - Northern garage conversion	10	9:41.014	1 Lap	5.757	74.84	56.711	8
30	116		21 Gareth FAITH	Suzuki SV650 - Sitramoto	10	9:42.966	1 Lap	1.952	74.59	56.475	9
31	75	RMT	10 Tom SVENSEN	Suzuki SV650 - TSR	10	10:33.344	1 Lap	50.378	68.66	1:01.559	6
32	8		22 Stuart ALBON	Suzuki SV650 - Winter Sun Skydiving	10	10:51.110	1 Lap	17.766	66.78	1:01.140	5

#### NOT CLASSIFIED

DNF	104	RMT	Jack GRIFFITHS	Suzuki SV650 -	2	1:57.062	9 Laps	8 Laps	74.29	54.640	2
-----	-----	-----	----------------	----------------	---	----------	--------	--------	-------	--------	---

#### FASTEST LAP

1			David TWYFORD	Suzuki SV650 - IMP Racing, MHP, RODOC	5	51.511			84.42 mph	135.86 kph	
94	RMT		Jonathan KING	Suzuki SV650 -	7	53.404			81.42 mph	131.04 kph	

\* No. 158 & 258 - Please fit a working transponder  
 Class - 92.5% of Race Speed = 77.16 mph  
 Class RMT - 92.5% of Race Speed = 73.64 mph

Weather / Track : Cloudy / Dry

These results are provisional until the conclusion of any judicial and technical matters.

Race Distance: 11 Laps / 13.28 miles

Brands Hatch Indy: 1.2079 miles

Date: 01/10/2023 Start: 10:43 Finish: 10:53

Clerk Of Course :	Stewards :	Timekeeper : <i>Craig Smith</i>
-------------------	------------	------------------------------------

Results can be found at [www.tsl-timing.com](http://www.tsl-timing.com)

Printed - 10:55 Sunday, 01 October 2023





# BMCRC - MRO Championships 2023 - Rnd 8 @ Brands Hatch Indy

## MRO Minitwins & BMCRC Rookie Minitwins

### RACE 2 - LAP CHART

34	28.879	54.477
81	28.910	54.671
281	29.071	54.422
45	30.232	53.828
15	31.599	54.269
74	33.798	53.816
258	34.766	54.710
67	37.236	55.369
127	41.778	56.470
14	43.587	56.119
4	43.796	55.698
9	45.166	55.780
93	46.098	55.232
167	48.841	56.506
8	1 Lap	1:01.425
10	49.105	57.045
75	1 Lap	1:01.576
40	50.875	55.847
336	51.080	55.617
47	51.560	55.639

<b>LAP 11 @ 10:53:13.236</b>
------------------------------

NO	BEHIND	LAP TIME
1		51.840
158	1 Lap	56.100
132	1 Lap	56.849
22	7.440	53.159
777	1 Lap	57.751
116	1 Lap	56.791
3	16.048	53.132
19	16.373	53.385
888	16.535	52.409
33	18.620	53.313
5	22.266	54.409
94	27.345	53.617
34	31.055	54.016
81	31.233	54.163
281	31.473	54.242
45	31.685	53.293
15	33.970	54.211
74	36.115	54.157
258	37.400	54.474
67	41.251	55.855
127	46.801	56.863
4	46.954	54.998
14	47.850	56.103
9	48.380	55.054
93	50.048	55.790
167	52.418	55.417
10	53.580	56.315
40	55.899	56.864
336	56.111	56.871
47	57.142	57.422
75	1 Lap	1:02.204
8	1 Lap	1:20.627



# BMCRC - MRO Championships 2023 - Rnd 8 @ Brands Hatch Indy

## MRO Minitwins & BMCRC Rookie Minitwins

### RACE 2 - POSITION CHART

No	Name	Lap Pos	Lap												
			1	2	3	4	5	6	7	8	9	10	11		
1	TWYFORD	1	1	1	1	1	1	1	1	1	1	1	1	1	1
22	DOWDS	2	22	22	22	22	22	22	22	22	22	22	22	22	22
19	LILLEY	3	19	19	19	19	3	19	3	3	3	3	3	3	3
888	WRIGHT	4	33	33	3	3	19	3	19	19	19	19	19	19	19
3	ARBON	5	3	3	33	33	33	33	33	33	888	888	888	888	888
5	MANTELL	6	888	888	888	888	888	888	888	888	888	33	33	33	33
33	COSTIN	7	5	5	5	5	5	5	5	5	5	5	5	5	5
34	JOHNSON	8	81	81	81	81	81	94	94	94	94	94	94	94	94
45	QUINCE	9	45	45	45	94	94	81	81	81	81	34	34	34	34
104	GRIFFITHS	10	94	94	34	45	34	34	34	34	34	81	81	81	81
81	MAY	11	15	15	94	34	45	45	281	281	281	281	281	281	281
258	FRIEND	12	34	34	15	15	281	281	45	45	45	45	45	45	45
94	KING	13	258	281	281	281	15	15	15	15	15	15	15	15	15
15	SVENSEN	14	281	258	258	258	258	258	258	258	74	74	74	74	74
4	KILLWORTH	15	104	104	127	127	127	127	74	74	258	258	258	258	258
281	FARLEY	16	127	127	67	67	67	74	67	67	67	67	67	67	67
167	SMITH	17	67	67	14	74	74	67	127	127	127	127	127	127	127
67	HARVEY	18	14	14	74	14	14	14	14	14	14	14	14	14	4
14	BATE	19	10	10	10	10	9	9	9	4	4	4	4	4	14
127	CHAM	20	167	74	9	9	10	4	4	9	9	9	9	9	9
9	BEDFORD	21	9	9	167	167	4	10	10	93	93	93	93	93	93
47	BOHANAN	22	74	167	93	4	167	167	93	10	10	167	167	167	167
132	KING	23	40	93	4	93	93	93	167	167	167	10	10	10	10
40	WILKINSON	24	158	40	40	40	47	47	47	40	40	40	40	40	40
10	LAURIE	25	4	4	47	47	40	40	40	336	336	336	336	336	336
777	HIRST	26	93	158	158	158	158	336	336	47	47	47	47	47	47
336	MORGAN	27	47	47	336	336	336	158	158	158	158	158	158	158	158
158	BRENNAN	28	132	132	132	132	132	132	132	132	132	132	132	132	132
93	BOTTO	29	777	336	777	777	777	777	777	777	777	777	777	777	777
116	FAITH	30	336	777	116	116	116	116	116	116	116	116	116	116	116
8	ALBON	31	116	116	8	8	8	8	8	8	8	8	8	8	75
75	SVENSEN	32	75	8	75	75	75	75	75	75	75	75	75	75	8
74	BLACK	33	8	75											

# BMCRC - MRO Championships 2023 - Rnd 8 @ Brands Hatch Indy

## MRO Minitwins & BMCRC Rookie Minitwins

### RACE 2 - SECTOR ANALYSIS



SECTOR 1 = FL to I1, SECTOR 2 = I1 to FL, DIFF = Difference To Personal Best Lap, P = Crossed Finish Line in Pit Lane, D = Time Disallowed

P1 1		David TWYFORD		Suzuki SV650 - IMP Racing, MHP, RODOC		
IDEAL LAP TIME : 51.461		BEST LAP TIME : 51.511		DIFFERENCE : 0.050		
LAP	SECTOR 1	SECTOR 2	LAP TIME	MPH	DIFF	TIME OF DAY
1 -		20.889	56.618	76.80	5.107	10:44:36.446
2 -	30.850	<b>20.706</b>	51.556 (2)	84.34	0.045	10:45:28.002
3 -	30.817	20.758	51.575 (3)	84.31	0.064	10:46:19.577
4 -	30.768	20.941	51.709	84.09	0.198	10:47:11.286
5 -	<b>30.755</b>	20.756	<b>51.511 (1)</b>	<b>84.42</b>		<b>10:48:02.797</b>
6 -	30.927	20.788	51.715	84.08	0.204	10:48:54.512
7 -	<b>30.755</b>	20.843	51.598	84.27	0.087	10:49:46.110
8 -	30.987	20.758	51.745	84.03	0.234	10:50:37.855
9 -	31.031	20.726	51.757	84.01	0.246	10:51:29.612
10 -	30.837	20.947	51.784	83.97	0.273	10:52:21.396
11 -	30.896	20.944	51.840	83.88	0.329	10:53:13.236

P2 22		Darren DOWDS		Suzuki SV650 - sublime dsg Ltd		
IDEAL LAP TIME : 51.970		BEST LAP TIME : 52.069		DIFFERENCE : 0.099		
LAP	SECTOR 1	SECTOR 2	LAP TIME	MPH	DIFF	TIME OF DAY
1 -		20.996	57.042	76.23	4.973	10:44:36.870
2 -	31.120	21.064	52.184	83.33	0.115	10:45:29.054
3 -	<b>31.068</b>	21.092	52.160 (3)	83.37	0.091	10:46:21.214
4 -	31.602	21.075	52.677	82.55	0.608	10:47:13.891
5 -	31.104	21.116	52.220	83.27	0.151	10:48:06.111
6 -	31.390	21.238	52.628	82.62	0.559	10:48:58.739
7 -	31.276	<b>20.902</b>	52.178	83.34	0.109	10:49:50.917
8 -	31.403	20.975	52.378	83.02	0.309	10:50:43.295
9 -	31.139	20.930	<b>52.069 (1)</b>	<b>83.51</b>		<b>10:51:35.364</b>
10 -	31.178	20.975	52.153 (2)	83.38	0.084	10:52:27.517
11 -	31.926	21.233	53.159	81.80	1.090	10:53:20.676

P3 3		Oliver ARBON		Suzuki SV650 - tt plumbing and heating		
IDEAL LAP TIME : 52.528		BEST LAP TIME : 52.727		DIFFERENCE : 0.199		
LAP	SECTOR 1	SECTOR 2	LAP TIME	MPH	DIFF	TIME OF DAY
1 -		21.377	58.770	73.99	6.043	10:44:38.598
2 -	32.157	21.377	53.534	81.23	0.807	10:45:32.132
3 -	31.756	<b>21.053</b>	52.809 (2)	82.34	0.082	10:46:24.941
4 -	31.775	21.191	52.966	82.10	0.239	10:47:17.907
5 -	31.749	21.172	52.921 (3)	82.17	0.194	10:48:10.828
6 -	31.702	21.468	53.170	81.78	0.443	10:49:03.998
7 -	<b>31.475</b>	21.252	<b>52.727 (1)</b>	<b>82.47</b>		<b>10:49:56.725</b>
8 -	31.802	21.319	53.121	81.86	0.394	10:50:49.846
9 -	31.915	21.266	53.181	81.76	0.454	10:51:43.027
10 -	31.729	21.396	53.125	81.85	0.398	10:52:36.152
11 -	31.897	21.235	53.132	81.84	0.405	10:53:29.284

P4 19		Kevin LILLEY		Suzuki SV650 - Trafalgar Cleaning Eqpt. / Steve Jordan Motorcy		
IDEAL LAP TIME : 52.853		BEST LAP TIME : 52.932		DIFFERENCE : 0.079		
LAP	SECTOR 1	SECTOR 2	LAP TIME	MPH	DIFF	TIME OF DAY
1 -		<b>21.336</b>	58.377	74.49	5.445	10:44:38.205
2 -	31.953	21.486	53.439	81.37	0.507	10:45:31.644
3 -	31.581	21.470	53.051	81.97	0.119	10:46:24.695
4 -	31.758	21.406	53.164	81.79	0.232	10:47:17.859
5 -	31.536	21.488	53.024 (2)	82.01	0.092	10:48:10.883
6 -	<b>31.517</b>	21.415	<b>52.932 (1)</b>	<b>82.15</b>		<b>10:49:03.815</b>
7 -	31.601	21.424	53.025 (3)	82.01	0.093	10:49:56.840
8 -	31.575	21.601	53.176	81.77	0.244	10:50:50.016
9 -	31.596	21.497	53.093	81.90	0.161	10:51:43.109
10 -	31.531	21.584	53.115	81.87	0.183	10:52:36.224
11 -	31.848	21.537	53.385	81.45	0.453	10:53:29.609

# BMCRC - MRO Championships 2023 - Rnd 8 @ Brands Hatch Indy

## MRO Minitwins & BMCRC Rookie Minitwins

### RACE 2 - SECTOR ANALYSIS



SECTOR 1 = FL to I1, SECTOR 2 = I1 to FL, DIFF = Difference To Personal Best Lap, P = Crossed Finish Line in Pit Lane, D = Time Disallowed

P5 888		Brandon WRIGHT		Suzuki SV650 - 888 Vapour			
IDEAL LAP TIME : 52.306		BEST LAP TIME : 52.409		DIFFERENCE : 0.103			
LAP	SECTOR 1	SECTOR 2	LAP TIME	MPH	DIFF	TIME OF DAY	
1 -		21.280	59.109	73.56	6.700	10:44:38.937	
2 -	32.124	21.269	53.393	81.44	0.984	10:45:32.330	
3 -	32.212	21.187	53.399	81.43	0.990	10:46:25.729	
4 -	32.273	21.112	53.385	81.45	0.976	10:47:19.114	
5 -	32.178	21.057	53.235	81.68	0.826	10:48:12.349	
6 -	31.912	21.294	53.206	81.73	0.797	10:49:05.555	
7 -	32.170	21.351	53.521	81.25	1.112	10:49:59.076	
8 -	31.727	21.406	53.133	81.84	0.724	10:50:52.209	
9 -	31.490	<b>21.031</b>	52.521 (2)	82.79	0.112	10:51:44.730	
10 -	31.514	21.118	52.632 (3)	82.62	0.223	10:52:37.362	
11 -	<b>31.275</b>	21.134	<b>52.409 (1)</b>	<b>82.97</b>		<b>10:53:29.771</b>	

P6 33		Steve COSTIN		Suzuki SV650 - ATP Motorsport			
IDEAL LAP TIME : 52.924		BEST LAP TIME : 53.099		DIFFERENCE : 0.175			
LAP	SECTOR 1	SECTOR 2	LAP TIME	MPH	DIFF	TIME OF DAY	
1 -		21.398	58.690	74.09	5.591	10:44:38.518	
2 -	32.087	21.514	53.601	81.12	0.502	10:45:32.119	
3 -	32.143	21.350	53.493	81.29	0.394	10:46:25.612	
4 -	32.029	21.382	53.411	81.41	0.312	10:47:19.023	
5 -	31.649	21.485	53.134 (2)	81.84	0.035	10:48:12.157	
6 -	31.891	21.456	53.347	81.51	0.248	10:49:05.504	
7 -	32.069	21.437	53.506	81.27	0.407	10:49:59.010	
8 -	<b>31.627</b>	21.519	53.146 (3)	81.82	0.047	10:50:52.156	
9 -	31.802	<b>21.297</b>	<b>53.099 (1)</b>	<b>81.89</b>		<b>10:51:45.255</b>	
10 -	31.846	21.442	53.288	81.60	0.189	10:52:38.543	
11 -	31.854	21.459	53.313	81.56	0.214	10:53:31.856	

P7 5		Barry MANTELL		Suzuki SV650 - Swedish car connection			
IDEAL LAP TIME : 52.918		BEST LAP TIME : 53.151		DIFFERENCE : 0.233			
LAP	SECTOR 1	SECTOR 2	LAP TIME	MPH	DIFF	TIME OF DAY	
1 -		21.456	59.437	73.16	6.286	10:44:39.265	
2 -	31.982	21.615	53.597	81.13	0.446	10:45:32.862	
3 -	31.873	21.300	53.173 (2)	81.78	0.022	10:46:26.035	
4 -	32.402	<b>21.186</b>	53.588	81.14	0.437	10:47:19.623	
5 -	31.979	21.387	53.366 (3)	81.48	0.215	10:48:12.989	
6 -	<b>31.732</b>	21.419	<b>53.151 (1)</b>	<b>81.81</b>		<b>10:49:06.140</b>	
7 -	32.827	21.388	54.215	80.21	1.064	10:50:00.355	
8 -	31.952	21.693	53.645	81.06	0.494	10:50:54.000	
9 -	31.854	21.603	53.457	81.34	0.306	10:51:47.457	
10 -	32.000	21.636	53.636	81.07	0.485	10:52:41.093	
11 -	32.345	22.064	54.409	79.92	1.258	10:53:35.502	

P8 94 RMT		Jonathan KING		Suzuki SV650 -			
IDEAL LAP TIME : 53.371		BEST LAP TIME : 53.404		DIFFERENCE : 0.033			
LAP	SECTOR 1	SECTOR 2	LAP TIME	MPH	DIFF	TIME OF DAY	
1 -		22.075	1:01.121	71.14	7.717	10:44:40.949	
2 -	32.659	21.894	54.553	79.71	1.149	10:45:35.502	
3 -	32.620	21.904	54.524	79.75	1.120	10:46:30.026	
4 -	32.718	21.708	54.426	79.89	1.022	10:47:24.452	
5 -	32.053	21.795	53.848	80.75	0.444	10:48:18.300	
6 -	32.243	21.660	53.903	80.67	0.499	10:49:12.203	
7 -	31.937	<b>21.467</b>	<b>53.404 (1)</b>	<b>81.42</b>		<b>10:50:05.607</b>	
8 -	32.107	21.648	53.755	80.89	0.351	10:50:59.362	
9 -	<b>31.904</b>	21.821	53.725 (3)	80.94	0.321	10:51:53.087	
10 -	32.266	21.611	53.877	80.71	0.473	10:52:46.964	
11 -	31.978	21.639	53.617 (2)	81.10	0.213	10:53:40.581	

# BMCRC - MRO Championships 2023 - Rnd 8 @ Brands Hatch Indy

## MRO Minitwins & BMCRC Rookie Minitwins

### RACE 2 - SECTOR ANALYSIS



SECTOR 1 = FL to I1, SECTOR 2 = I1 to FL, DIFF = Difference To Personal Best Lap, P = Crossed Finish Line in Pit Lane, D = Time Disallowed

<b>P9 34</b>		<b>Andrew JOHNSON</b>		Suzuki SV650 - Rose & Charlie Racing		
IDEAL LAP TIME : 53.464		BEST LAP TIME : 53.464		DIFFERENCE : 0.000		
LAP	SECTOR 1	SECTOR 2	LAP TIME	MPH	DIFF	TIME OF DAY
1 -		21.885	1:01.603	70.59	8.139	10:44:41.431
2 -	32.648	21.566	54.214	80.21	0.750	10:45:35.645
3 -	32.818	21.519	54.337	80.03	0.873	10:46:29.982
4 -	33.424	21.810	55.234	78.73	1.770	10:47:25.216
5 -	32.871	21.600	54.471	79.83	1.007	10:48:19.687
6 -	32.653	21.414	54.067	80.42	0.603	10:49:13.754
7 -	<b>32.161</b>	<b>21.303</b>	<b>53.464 (1)</b>	<b>81.33</b>		<b>10:50:07.218</b>
8 -	33.114	21.660	54.774	79.39	1.310	10:51:01.992
9 -	32.211	21.595	53.806 (2)	80.82	0.342	10:51:55.798
10 -	32.552	21.925	54.477	79.82	1.013	10:52:50.275
11 -	32.505	21.511	54.016 (3)	80.50	0.552	10:53:44.291

<b>P10 81</b>		<b>Malvern MAY</b>		Suzuki SV650 - IMP racing		
IDEAL LAP TIME : 53.565		BEST LAP TIME : 53.784		DIFFERENCE : 0.219		
LAP	SECTOR 1	SECTOR 2	LAP TIME	MPH	DIFF	TIME OF DAY
1 -		21.949	1:00.814	71.50	7.030	10:44:40.642
2 -	32.284	21.742	54.026 (2)	80.49	0.242	10:45:34.668
3 -	32.660	21.749	54.409	79.92	0.625	10:46:29.077
4 -	32.470	22.311	54.781	79.38	0.997	10:47:23.858
5 -	32.528	21.872	54.400	79.93	0.616	10:48:18.258
6 -	32.473	21.830	54.303	80.08	0.519	10:49:12.561
7 -	<b>32.086</b>	21.698	<b>53.784 (1)</b>	<b>80.85</b>		<b>10:50:06.345</b>
8 -	32.736	22.140	54.876	79.24	1.092	10:51:01.221
9 -	32.565	21.849	54.414	79.91	0.630	10:51:55.635
10 -	32.512	22.159	54.671	79.54	0.887	10:52:50.306
11 -	32.684	<b>21.479</b>	54.163 (3)	80.28	0.379	10:53:44.469

<b>P11 281</b>		<b>Daniel FARLEY</b>		Suzuki SV650 - F-TECH FIRE & ELECTRICAL LTD		
IDEAL LAP TIME : 53.695		BEST LAP TIME : 53.695		DIFFERENCE : 0.000		
LAP	SECTOR 1	SECTOR 2	LAP TIME	MPH	DIFF	TIME OF DAY
1 -		21.857	1:01.920	70.22	8.225	10:44:41.748
2 -	32.498	21.628	54.126 (3)	80.34	0.431	10:45:35.874
3 -	33.109	21.696	54.805	79.34	1.110	10:46:30.679
4 -	33.073	21.706	54.779	79.38	1.084	10:47:25.458
5 -	32.889	21.519	54.408	79.92	0.713	10:48:19.866
6 -	32.591	21.669	54.260	80.14	0.565	10:49:14.126
7 -	32.325	21.681	54.006 (2)	80.52	0.311	10:50:08.132
8 -	32.379	21.839	54.218	80.20	0.523	10:51:02.350
9 -	<b>32.264</b>	<b>21.431</b>	<b>53.695 (1)</b>	<b>80.98</b>		<b>10:51:56.045</b>
10 -	32.372	22.050	54.422	79.90	0.727	10:52:50.467
11 -	32.681	21.561	54.242	80.17	0.547	10:53:44.709

<b>P12 45</b>		<b>Terence QUINCE</b>		Suzuki SV650 - K&Q, HM Racing, Titan-x		
IDEAL LAP TIME : 53.293		BEST LAP TIME : 53.293		DIFFERENCE : 0.000		
LAP	SECTOR 1	SECTOR 2	LAP TIME	MPH	DIFF	TIME OF DAY
1 -		22.215	1:00.928	71.37	7.635	10:44:40.756
2 -	32.668	21.888	54.556	79.70	1.263	10:45:35.312
3 -	32.628	21.913	54.541	79.73	1.248	10:46:29.853
4 -	33.304	21.927	55.231	78.73	1.938	10:47:25.084
5 -	32.689	22.001	54.690	79.51	1.397	10:48:19.774
6 -	32.319	21.735	54.054	80.44	0.761	10:49:13.828
7 -	32.478	21.917	54.395	79.94	1.102	10:50:08.223
8 -	33.316	22.238	55.554	78.27	2.261	10:51:03.777
9 -	32.256	21.767	54.023 (3)	80.49	0.730	10:51:57.800
10 -	32.187	21.641	53.828 (2)	80.78	0.535	10:52:51.628
11 -	<b>31.810</b>	<b>21.483</b>	<b>53.293 (1)</b>	<b>81.59</b>		<b>10:53:44.921</b>

# BMCRC - MRO Championships 2023 - Rnd 8 @ Brands Hatch Indy

## MRO Minitwins & BMCRC Rookie Minitwins

### RACE 2 - SECTOR ANALYSIS



SECTOR 1 = FL to I1, SECTOR 2 = I1 to FL, DIFF = Difference To Personal Best Lap, P = Crossed Finish Line in Pit Lane, D = Time Disallowed

P13 15 RMT James SVENSEN			Suzuki SV650 - Tom Svensen Racing			
IDEAL LAP TIME : 53.824		BEST LAP TIME : 53.824	DIFFERENCE : 0.000			
LAP	SECTOR 1	SECTOR 2	LAP TIME	MPH	DIFF	TIME OF DAY
1 -		22.059	1:01.203	71.05	7.379	10:44:41.031
2 -	32.710	21.826	54.536	79.73	0.712	10:45:35.567
3 -	33.109	21.695	54.804	79.34	0.980	10:46:30.371
4 -	33.237	21.727	54.964	79.11	1.140	10:47:25.335
5 -	33.221	21.621	54.842	79.29	1.018	10:48:20.177
6 -	32.808	21.728	54.536	79.73	0.712	10:49:14.713
7 -	<b>32.370</b>	<b>21.454</b>	<b>53.824 (1)</b>	<b>80.79</b>		<b>10:50:08.537</b>
8 -	33.184	22.997	56.181	77.40	2.357	10:51:04.718
9 -	32.417	21.591	54.008 (2)	80.51	0.184	10:51:58.726
10 -	32.635	21.634	54.269	80.13	0.445	10:52:52.995
11 -	32.571	21.640	54.211 (3)	80.21	0.387	10:53:47.206

P14 74 Daniel BLACK			Suzuki SV650 - DAD			
IDEAL LAP TIME : 53.816		BEST LAP TIME : 53.816	DIFFERENCE : 0.000			
LAP	SECTOR 1	SECTOR 2	LAP TIME	MPH	DIFF	TIME OF DAY
1 -		23.178	1:04.787	67.12	10.971	10:44:44.615
2 -	33.123	22.032	55.155	78.84	1.339	10:45:39.770
3 -	32.875	21.860	54.735	79.44	0.919	10:46:34.505
4 -	32.733	21.950	54.683	79.52	0.867	10:47:29.188
5 -	32.508	22.186	54.694	79.50	0.878	10:48:23.882
6 -	32.638	22.267	54.905	79.20	1.089	10:49:18.787
7 -	32.404	21.798	54.202	80.22	0.386	10:50:12.989
8 -	32.289	22.157	54.446	79.87	0.630	10:51:07.435
9 -	32.344	21.599	53.943 (2)	80.61	0.127	10:52:01.378
10 -	<b>32.254</b>	<b>21.562</b>	<b>53.816 (1)</b>	<b>80.80</b>		<b>10:52:55.194</b>
11 -	32.448	21.709	54.157 (3)	80.29	0.341	10:53:49.351

P15 258 Ande FRIEND			Suzuki SV650 - Flying colours Motorcycle Training			
IDEAL LAP TIME :		BEST LAP TIME : 54.474	DIFFERENCE :			
LAP	SECTOR 1	SECTOR 2	LAP TIME	MPH	DIFF	TIME OF DAY
1 -			1:01.798	70.36	7.324	10:44:41.626
2 -			55.085	78.94	0.611	10:45:36.711
3 -			55.088	78.93	0.614	10:46:31.799
4 -			55.137	78.86	0.663	10:47:26.936
5 -			54.760	79.41	0.286	10:48:21.696
6 -			54.659 (2)	79.55	0.185	10:49:16.355
7 -			54.721	79.46	0.247	10:50:11.076
8 -			55.291	78.64	0.817	10:51:06.367
9 -			55.085	78.94	0.611	10:52:01.452
10 -			54.710 (3)	79.48	0.236	10:52:56.162
11 -			<b>54.474 (1)</b>	<b>79.82</b>		<b>10:53:50.636</b>

P16 67 RMT Simon HARVEY			Suzuki SV650 -			
IDEAL LAP TIME : 54.089		BEST LAP TIME : 54.390	DIFFERENCE : 0.301			
LAP	SECTOR 1	SECTOR 2	LAP TIME	MPH	DIFF	TIME OF DAY
1 -		22.316	1:03.139	68.87	8.749	10:44:42.967
2 -	33.351	21.888	55.239	78.72	0.849	10:45:38.206
3 -	33.359	21.681	55.040	79.00	0.650	10:46:33.246
4 -	32.999	21.964	54.963 (3)	79.11	0.573	10:47:28.209
5 -	33.122	22.295	55.417	78.47	1.027	10:48:23.626
6 -	33.087	22.213	55.300	78.63	0.910	10:49:18.926
7 -	32.819	<b>21.571</b>	<b>54.390 (1)</b>	<b>79.95</b>		<b>10:50:13.316</b>
8 -	<b>32.518</b>	22.000	54.518 (2)	79.76	0.128	10:51:07.834
9 -	33.306	22.123	55.429	78.45	1.039	10:52:03.263
10 -	33.261	22.108	55.369	78.53	0.979	10:52:58.632
11 -	33.506	22.349	55.855	77.85	1.465	10:53:54.487

# BMCRC - MRO Championships 2023 - Rnd 8 @ Brands Hatch Indy

## MRO Minitwins & BMCRC Rookie Minitwins

### RACE 2 - SECTOR ANALYSIS



SECTOR 1 = FL to I1, SECTOR 2 = I1 to FL, DIFF = Difference To Personal Best Lap, P = Crossed Finish Line in Pit Lane, D = Time Disallowed

P17 127 RMT Matthew CHAM			Ducati Monster 796 -			
IDEAL LAP TIME : 54.674		BEST LAP TIME : 54.674		DIFFERENCE : 0.000		
LAP	SECTOR 1	SECTOR 2	LAP TIME	MPH	DIFF	TIME OF DAY
1 -		22.349	1:02.645	69.41	7.971	10:44:42.473
2 -	<b>32.929</b>	<b>21.745</b>	<b>54.674 (1)</b>	<b>79.53</b>		<b>10:45:37.147</b>
3 -	33.342	22.018	55.360 (3)	78.55	0.686	10:46:32.507
4 -	33.501	22.155	55.656	78.13	0.982	10:47:28.163
5 -	33.085	22.288	55.373	78.53	0.699	10:48:23.536
6 -	32.948	22.292	55.240 (2)	78.72	0.566	10:49:18.776
7 -	33.567	22.030	55.597	78.21	0.923	10:50:14.373
8 -	33.242	22.198	55.440	78.43	0.766	10:51:09.813
9 -	34.142	22.749	56.891	76.43	2.217	10:52:06.704
10 -	33.953	22.517	56.470	77.00	1.796	10:53:03.174
11 -	34.035	22.828	56.863	76.47	2.189	10:54:00.037

P18 4 Hayden KILLWORTH			Suzuki SV650 - Bradley Hix (H11xy) @Green Plant UK			
IDEAL LAP TIME : 54.764		BEST LAP TIME : 54.848		DIFFERENCE : 0.084		
LAP	SECTOR 1	SECTOR 2	LAP TIME	MPH	DIFF	TIME OF DAY
1 -		22.825	1:05.464	66.42	10.616	10:44:45.292
2 -	33.787	22.995	56.782	76.58	1.934	10:45:42.074
3 -	33.583	22.284	55.867	77.83	1.019	10:46:37.941
4 -	33.307	22.228	55.535	78.30	0.687	10:47:33.476
5 -	33.440	22.372	55.812	77.91	0.964	10:48:29.288
6 -	33.386	21.979	55.365	78.54	0.517	10:49:24.653
7 -	32.932	<b>21.926</b>	54.858 (2)	79.27	0.010	10:50:19.511
8 -	32.901	21.947	<b>54.848 (1)</b>	<b>79.28</b>		<b>10:51:14.359</b>
9 -	<b>32.838</b>	22.297	55.135	78.87	0.287	10:52:09.494
10 -	33.537	22.161	55.698	78.07	0.850	10:53:05.192
11 -	33.067	21.931	54.998 (3)	79.06	0.150	10:54:00.190

P19 14 Malcolm BATE			Suzuki SV650 - Hartjay			
IDEAL LAP TIME : 54.873		BEST LAP TIME : 55.095		DIFFERENCE : 0.222		
LAP	SECTOR 1	SECTOR 2	LAP TIME	MPH	DIFF	TIME OF DAY
1 -		22.690	1:03.583	68.39	8.488	10:44:43.411
2 -	33.389	<b>21.933</b>	55.322 (3)	78.60	0.227	10:45:38.733
3 -	<b>32.940</b>	22.282	55.222 (2)	78.74	0.127	10:46:33.955
4 -	33.591	22.182	55.773	77.96	0.678	10:47:29.728
5 -	33.712	22.249	55.961	77.70	0.866	10:48:25.689
6 -	33.330	22.174	55.504	78.34	0.409	10:49:21.193
7 -	32.982	22.113	<b>55.095 (1)</b>	<b>78.92</b>		<b>10:50:16.288</b>
8 -	33.408	22.370	55.778	77.96	0.683	10:51:12.066
9 -	33.652	23.146	56.798	76.56	1.703	10:52:08.864
10 -	33.709	22.410	56.119	77.48	1.024	10:53:04.983
11 -	33.953	22.150	56.103	77.51	1.008	10:54:01.086

P20 9 Thomas BEDFORD			Suzuki SV650 - AWO Recycling Ltd			
IDEAL LAP TIME : 55.054		BEST LAP TIME : 55.054		DIFFERENCE : 0.000		
LAP	SECTOR 1	SECTOR 2	LAP TIME	MPH	DIFF	TIME OF DAY
1 -		23.160	1:04.696	67.21	9.642	10:44:44.524
2 -	33.910	22.424	56.334	77.19	1.280	10:45:40.858
3 -	33.675	22.265	55.940	77.73	0.886	10:46:36.798
4 -	33.694	22.145	55.839	77.87	0.785	10:47:32.637
5 -	33.450	22.295	55.745	78.00	0.691	10:48:28.382
6 -	33.346	22.126	55.472 (3)	78.39	0.418	10:49:23.854
7 -	33.309	22.106	55.415 (2)	78.47	0.361	10:50:19.269
8 -	33.718	22.076	55.794	77.94	0.740	10:51:15.063
9 -	33.619	22.100	55.719	78.04	0.665	10:52:10.782
10 -	33.585	22.195	55.780	77.95	0.726	10:53:06.562
11 -	<b>33.127</b>	<b>21.927</b>	<b>55.054 (1)</b>	<b>78.98</b>		<b>10:54:01.616</b>

# BMCRC - MRO Championships 2023 - Rnd 8 @ Brands Hatch Indy

## MRO Minitwins & BMCRC Rookie Minitwins

### RACE 2 - SECTOR ANALYSIS



SECTOR 1 = FL to I1, SECTOR 2 = I1 to FL, DIFF = Difference To Personal Best Lap, P = Crossed Finish Line in Pit Lane, D = Time Disallowed

P21 93		Tony BOTTO		Suzuki SV650 - TB Motorcycles			
IDEAL LAP TIME : 55.086		BEST LAP TIME : 55.165		DIFFERENCE : 0.079			
LAP	SECTOR 1	SECTOR 2	LAP TIME	MPH	DIFF	TIME OF DAY	
1 -		22.730	1:05.572	66.31	10.407	10:44:45.400	
2 -	33.720	22.428	56.148	77.44	0.983	10:45:41.548	
3 -	33.983	22.251	56.234	77.33	1.069	10:46:37.782	
4 -	33.826	22.054	55.880	77.82	0.715	10:47:33.662	
5 -	33.361	22.608	55.969	77.69	0.804	10:48:29.631	
6 -	33.718	22.364	56.082	77.54	0.917	10:49:25.713	
7 -	33.620	22.071	55.691 (3)	78.08	0.526	10:50:21.404	
8 -	<b>33.093</b>	22.072	<b>55.165 (1)</b>	<b>78.82</b>		<b>10:51:16.569</b>	
9 -	33.484	22.209	55.693	78.08	0.528	10:52:12.262	
10 -	33.239	<b>21.993</b>	55.232 (2)	78.73	0.067	10:53:07.494	
11 -	33.660	22.130	55.790	77.94	0.625	10:54:03.284	

P22 167 RMT		Terry SMITH		Suzuki SV650 - IMP Racing			
IDEAL LAP TIME : 55.354		BEST LAP TIME : 55.417		DIFFERENCE : 0.063			
LAP	SECTOR 1	SECTOR 2	LAP TIME	MPH	DIFF	TIME OF DAY	
1 -		22.614	1:03.993	67.95	8.576	10:44:43.821	
2 -	34.655	22.456	57.111	76.14	1.694	10:45:40.932	
3 -	33.985	22.399	56.384	77.12	0.967	10:46:37.316	
4 -	33.443	22.291	55.734 (2)	78.02	0.317	10:47:33.050	
5 -	33.631	22.877	56.508	76.95	1.091	10:48:29.558	
6 -	33.701	22.243	55.944 (3)	77.73	0.527	10:49:25.502	
7 -	34.016	<b>22.162</b>	56.178	77.40	0.761	10:50:21.680	
8 -	33.712	22.358	56.070	77.55	0.653	10:51:17.750	
9 -	33.605	22.376	55.981	77.68	0.564	10:52:13.731	
10 -	33.453	23.053	56.506	76.95	1.089	10:53:10.237	
11 -	<b>33.192</b>	22.225	<b>55.417 (1)</b>	<b>78.47</b>		<b>10:54:05.654</b>	

P23 10 RMT		Ian LAURIE		Suzuki SV650 -			
IDEAL LAP TIME : 55.835		BEST LAP TIME : 55.894		DIFFERENCE : 0.059			
LAP	SECTOR 1	SECTOR 2	LAP TIME	MPH	DIFF	TIME OF DAY	
1 -		22.727	1:03.858	68.09	7.964	10:44:43.686	
2 -	33.712	<b>22.195</b>	55.907 (2)	77.78	0.013	10:45:39.593	
3 -	33.812	22.270	56.082	77.54	0.188	10:46:35.675	
4 -	33.913	22.957	56.870	76.46	0.976	10:47:32.545	
5 -	33.846	22.438	56.284	77.26	0.390	10:48:28.829	
6 -	34.052	22.481	56.533	76.92	0.639	10:49:25.362	
7 -	33.641	22.331	55.972 (3)	77.69	0.078	10:50:21.334	
8 -	33.863	22.365	56.228	77.33	0.334	10:51:17.562	
9 -	<b>33.640</b>	22.254	<b>55.894 (1)</b>	<b>77.80</b>		<b>10:52:13.456</b>	
10 -	34.055	22.990	57.045	76.23	1.151	10:53:10.501	
11 -	33.869	22.446	56.315	77.21	0.421	10:54:06.816	

P24 40		Simon WILKINSON		Suzuki SV650 - S P Wilkinson Engineering Ltd			
IDEAL LAP TIME : 55.640		BEST LAP TIME : 55.847		DIFFERENCE : 0.207			
LAP	SECTOR 1	SECTOR 2	LAP TIME	MPH	DIFF	TIME OF DAY	
1 -		22.898	1:05.017	66.88	9.170	10:44:44.845	
2 -	34.140	22.677	56.817	76.53	0.970	10:45:41.662	
3 -	34.695	22.461	57.156	76.08	1.309	10:46:38.818	
4 -	34.259	22.494	56.753	76.62	0.906	10:47:35.571	
5 -	34.258	22.276	56.534	76.92	0.687	10:48:32.105	
6 -	33.694	22.161	55.855 (2)	77.85	0.008	10:49:27.960	
7 -	34.185	<b>22.003</b>	56.188	77.39	0.341	10:50:24.148	
8 -	34.023	22.265	56.288	77.25	0.441	10:51:20.436	
9 -	33.779	22.209	55.988 (3)	77.67	0.141	10:52:16.424	
10 -	<b>33.637</b>	22.210	<b>55.847 (1)</b>	<b>77.86</b>		<b>10:53:12.271</b>	
11 -	34.381	22.483	56.864	76.47	1.017	10:54:09.135	

# BMCRC - MRO Championships 2023 - Rnd 8 @ Brands Hatch Indy

## MRO Minitwins & BMCRC Rookie Minitwins

### RACE 2 - SECTOR ANALYSIS



SECTOR 1 = FL to I1, SECTOR 2 = I1 to FL, DIFF = Difference To Personal Best Lap, P = Crossed Finish Line in Pit Lane, D = Time Disallowed

P25 336 RMT Alan MORGAN		Suzuki SV650 - Little Duck Racing				
IDEAL LAP TIME : 55.539		BEST LAP TIME : 55.539		DIFFERENCE : 0.000		
LAP	SECTOR 1	SECTOR 2	LAP TIME	MPH	DIFF	TIME OF DAY
1 -		22.863	1:06.983	64.92	11.444	10:44:46.811
2 -	34.419	22.397	56.816	76.53	1.277	10:45:43.627
3 -	34.472	22.521	56.993	76.30	1.454	10:46:40.620
4 -	34.001	22.552	56.553	76.89	1.014	10:47:37.173
5 -	33.765	22.121	55.886 (3)	77.81	0.347	10:48:33.059
6 -	33.758	22.433	56.191	77.38	0.652	10:49:29.250
7 -	<b>33.420</b>	<b>22.119</b>	<b>55.539 (1)</b>	<b>78.29</b>		<b>10:50:24.789</b>
8 -	33.598	22.558	56.156	77.43	0.617	10:51:20.945
9 -	33.638	22.276	55.914	77.77	0.375	10:52:16.859
10 -	33.451	22.166	55.617 (2)	78.18	0.078	10:53:12.476
11 -	34.513	22.358	56.871	76.46	1.332	10:54:09.347

P26 47 Tristan BOHANAN		Suzuki SV650 -				
IDEAL LAP TIME : 55.576		BEST LAP TIME : 55.639		DIFFERENCE : 0.063		
LAP	SECTOR 1	SECTOR 2	LAP TIME	MPH	DIFF	TIME OF DAY
1 -		22.869	1:05.873	66.01	10.234	10:44:45.701
2 -	34.402	22.498	56.900	76.42	1.261	10:45:42.601
3 -	33.948	22.594	56.542	76.90	0.903	10:46:39.143
4 -	34.130	22.440	56.570	76.87	0.931	10:47:35.713
5 -	33.677	22.653	56.330	77.19	0.691	10:48:32.043
6 -	33.588	<b>22.303</b>	55.891 (2)	77.80	0.252	10:49:27.934
7 -	33.873	22.312	56.185	77.39	0.546	10:50:24.119
8 -	34.262	22.837	57.099	76.15	1.460	10:51:21.218
9 -	33.664	22.435	56.099 (3)	77.51	0.460	10:52:17.317
10 -	<b>33.273</b>	22.366	<b>55.639 (1)</b>	<b>78.15</b>		<b>10:53:12.956</b>
11 -	34.833	22.589	57.422	75.73	1.783	10:54:10.378

P27 158 Danny BRENNAN		Suzuki SV650 -				
IDEAL LAP TIME :		BEST LAP TIME : 55.964		DIFFERENCE :		
LAP	SECTOR 1	SECTOR 2	LAP TIME	MPH	DIFF	TIME OF DAY
1 -			1:05.128	66.76	9.164	10:44:44.956
2 -			57.216	76.00	1.252	10:45:42.172
3 -			57.406	75.75	1.442	10:46:39.578
4 -			56.469	77.00	0.505	10:47:36.047
5 -			56.602	76.82	0.638	10:48:32.649
6 -			56.649	76.76	0.685	10:49:29.298
7 -			56.282	77.26	0.318	10:50:25.581
8 -			56.041 (2)	77.59	0.077	10:51:21.622
9 -			<b>55.964 (1)</b>	<b>77.70</b>		<b>10:52:17.586</b>
10 -			56.100 (3)	77.51	0.136	10:53:13.686

P28 132 RMT Ben KING		Suzuki SV650 -				
IDEAL LAP TIME : 55.719		BEST LAP TIME : 55.882		DIFFERENCE : 0.163		
LAP	SECTOR 1	SECTOR 2	LAP TIME	MPH	DIFF	TIME OF DAY
1 -		22.972	1:06.336	65.55	10.454	10:44:46.164
2 -	34.548	22.755	57.303	75.88	1.421	10:45:43.467
3 -	34.297	22.943	57.240	75.97	1.358	10:46:40.707
4 -	34.176	22.715	56.891	76.43	1.009	10:47:37.598
5 -	33.730	22.398	56.128 (3)	77.47	0.246	10:48:33.726
6 -	33.895	22.500	56.395	77.10	0.513	10:49:30.121
7 -	<b>33.399</b>	22.483	<b>55.882 (1)</b>	<b>77.81</b>		<b>10:50:26.003</b>
8 -	33.690	<b>22.320</b>	56.010 (2)	77.63	0.128	10:51:22.013
9 -	33.671	22.552	56.223	77.34	0.341	10:52:18.236
10 -	34.025	22.824	56.849	76.49	0.967	10:53:15.085



# BMCRC - MRO Championships 2023 - Rnd 8 @ Brands Hatch Indy

## MRO Minitwins & BMCRC Rookie Minitwins

### RACE 2 - SECTOR ANALYSIS



SECTOR 1 = FL to I1, SECTOR 2 = I1 to FL, DIFF = Difference To Personal Best Lap, P = Crossed Finish Line in Pit Lane, D = Time Disallowed

P29 777 RMT Richard HIRST		Suzuki SV650 - Northern garage conversion				
IDEAL LAP TIME : 56.509		BEST LAP TIME : 56.711		DIFFERENCE : 0.202		
LAP	SECTOR 1	SECTOR 2	LAP TIME	MPH	DIFF	TIME OF DAY
1 -		23.166	1:06.841	65.05	10.130	10:44:46.669
2 -	34.884	22.677	57.561	75.54	0.850	10:45:44.230
3 -	34.575	22.755	57.330	75.85	0.619	10:46:41.560
4 -	34.276	<b>22.505</b>	56.781 (2)	76.58	0.070	10:47:38.341
5 -	34.293	22.608	56.901	76.42	0.190	10:48:35.242
6 -	34.251	22.553	56.804 (3)	76.55	0.093	10:49:32.046
7 -	34.314	22.757	57.071	76.19	0.360	10:50:29.117
8 -	<b>34.004</b>	22.707	<b>56.711 (1)</b>	<b>76.68</b>		<b>10:51:25.828</b>
9 -	34.541	22.722	57.263	75.94	0.552	10:52:23.091
10 -	34.933	22.818	57.751	75.29	1.040	10:53:20.842

P30 116 Gareth FAITH		Suzuki SV650 - Sitramoto				
IDEAL LAP TIME : 56.411		BEST LAP TIME : 56.475		DIFFERENCE : 0.064		
LAP	SECTOR 1	SECTOR 2	LAP TIME	MPH	DIFF	TIME OF DAY
1 -		23.723	1:08.291	63.67	11.816	10:44:48.119
2 -	34.872	22.989	57.861	75.15	1.386	10:45:45.980
3 -	34.624	23.209	57.833	75.19	1.358	10:46:43.813
4 -	34.776	22.832	57.608	75.48	1.133	10:47:41.421
5 -	34.542	22.773	57.315	75.87	0.840	10:48:38.736
6 -	34.434	22.732	57.166	76.06	0.691	10:49:35.902
7 -	34.236	22.589	56.825	76.52	0.350	10:50:32.727
8 -	34.286	22.515	56.801 (3)	76.55	0.326	10:51:29.528
9 -	<b>33.935</b>	22.540	<b>56.475 (1)</b>	<b>77.00</b>		<b>10:52:26.003</b>
10 -	34.315	<b>22.476</b>	56.791 (2)	76.57	0.316	10:53:22.794

P31 75 RMT Tom SVENSEN		Suzuki SV650 - TSR				
IDEAL LAP TIME : 1:01.537		BEST LAP TIME : 1:01.559		DIFFERENCE : 0.022		
LAP	SECTOR 1	SECTOR 2	LAP TIME	MPH	DIFF	TIME OF DAY
1 -		24.986	1:11.716	60.63	10.157	10:44:51.544
2 -	38.576	25.333	1:03.909	68.04	2.350	10:45:55.453
3 -	38.382	24.847	1:03.229	68.77	1.670	10:46:58.682
4 -	37.906	25.192	1:03.098	68.91	1.539	10:48:01.780
5 -	37.366	24.716	1:02.082	70.04	0.523	10:49:03.862
6 -	<b>37.073</b>	24.486	<b>1:01.559 (1)</b>	<b>70.64</b>		<b>10:50:05.421</b>
7 -	37.514	24.779	1:02.293	69.80	0.734	10:51:07.714
8 -	37.139	24.539	1:01.678 (3)	70.50	0.119	10:52:09.392
9 -	37.112	<b>24.464</b>	1:01.576 (2)	70.62	0.017	10:53:10.968
10 -	37.682	24.522	1:02.204	69.90	0.645	10:54:13.172

P32 8 Stuart ALBON		Suzuki SV650 - Winter Sun Skydiving				
IDEAL LAP TIME : 1:00.765		BEST LAP TIME : 1:01.140		DIFFERENCE : 0.375		
LAP	SECTOR 1	SECTOR 2	LAP TIME	MPH	DIFF	TIME OF DAY
1 -		25.605	1:12.655	59.85	11.515	10:44:52.483
2 -	37.678	25.198	1:02.876	69.16	1.736	10:45:55.359
3 -	38.094	24.830	1:02.924	69.10	1.784	10:46:58.283
4 -	37.436	24.915	1:02.351	69.74	1.211	10:48:00.634
5 -	36.531	24.609	<b>1:01.140 (1)</b>	<b>71.12</b>		<b>10:49:01.774</b>
6 -	37.596	24.723	1:02.319	69.77	1.179	10:50:04.093
7 -	37.059	<b>24.307</b>	1:01.366 (2)	70.86	0.226	10:51:05.459
8 -	38.749	24.678	1:03.427	68.56	2.287	10:52:08.886
9 -	<b>36.458</b>	24.967	1:01.425 (3)	70.79	0.285	10:53:10.311
10 -	46.773	33.854	1:20.627	53.93	19.487	10:54:30.938

# BMCRC - MRO Championships 2023 - Rnd 8 @ Brands Hatch Indy

## MRO Minitwins & BMCRC Rookie Minitwins

### RACE 2 - SECTOR ANALYSIS



SECTOR 1 = FL to I1, SECTOR 2 = I1 to FL, DIFF = Difference To Personal Best Lap, P = Crossed Finish Line in Pit Lane, D = Time Disallowed

LAP	SECTOR 1	SECTOR 2	LAP TIME	MPH	DIFF	TIME OF DAY
<b>P33</b>	<b>104 RMT</b>	<b>Jack GRIFFITHS</b>	Suzuki SV650 -			
IDEAL LAP TIME : 54.640		BEST LAP TIME : 54.640		DIFFERENCE : 0.000		
1 -		22.328	1:02.422	69.66	7.782	10:44:42.250
2 -	<b>32.734</b>	<b>21.906</b>	<b>54.640 (1)</b>	<b>79.58</b>		<b>10:45:36.890</b>

# BMCRC - MRO Championships 2023 - Rnd 8 @ Brands Hatch Indy

## MRO Minitwins & BMCRC Rookie Minitwins

### RACE 2 - BEST SECTORS

SECTOR 1			SECTOR 2			IDEAL / BEST COMPARISON						
POS	NO	NAME	TIME	NO	NAME	TIME	POS	NO	NAME	IDEAL	BEST	DIFF
									<b>PERFECT LAP</b>	<b>51.461</b>		
1	1	TWYFORD	30.755	1	TWYFORD	20.706	1	1	TWYFORD	51.461	51.511	0.050
2	22	DOWDS	31.068	22	DOWDS	20.902	2	22	DOWDS	51.970	52.069	0.099
3	888	WRIGHT	31.275	888	WRIGHT	21.031	3	888	WRIGHT	52.306	52.409	0.103
4	3	ARBON	31.475	3	ARBON	21.053	4	3	ARBON	52.528	52.727	0.199
5	19	LILLEY	31.517	5	MANTELL	21.186	5	19	LILLEY	52.853	52.932	0.079
6	33	COSTIN	31.627	33	COSTIN	21.297	6	5	MANTELL	52.918	53.151	0.233
7	5	MANTELL	31.732	34	JOHNSON	21.303	7	33	COSTIN	52.924	53.099	0.175
8	45	QUINCE	31.810	19	LILLEY	21.336	8	45	QUINCE	53.293	53.293	0.000
9	94	KING	31.904	281	FARLEY	21.431	9	94	KING	53.371	53.404	0.033
10	81	MAY	32.086	15	SVENSEN	21.454	10	34	JOHNSON	53.464	53.464	0.000
11	34	JOHNSON	32.161	94	KING	21.467	11	81	MAY	53.565	53.784	0.219
12	74	BLACK	32.254	81	MAY	21.479	12	281	FARLEY	53.695	53.695	0.000
13	281	FARLEY	32.264	45	QUINCE	21.483	13	74	BLACK	53.816	53.816	0.000
14	15	SVENSEN	32.370	74	BLACK	21.562	14	15	SVENSEN	53.824	53.824	0.000
15	67	HARVEY	32.518	67	HARVEY	21.571	15	67	HARVEY	54.089	54.390	0.301
16	104	GRIFFITHS	32.734	127	CHAM	21.745	16	104	GRIFFITHS	54.640	54.640	0.000
17	4	KILLWORTH	32.838	104	GRIFFITHS	21.906	17	127	CHAM	54.674	54.674	0.000
18	127	CHAM	32.929	4	KILLWORTH	21.926	18	4	KILLWORTH	54.764	54.848	0.084
19	14	BATE	32.940	9	BEDFORD	21.927	19	14	BATE	54.873	55.095	0.222
20	93	BOTTO	33.093	14	BATE	21.933	20	9	BEDFORD	55.054	55.054	0.000
21	9	BEDFORD	33.127	93	BOTTO	21.993	21	93	BOTTO	55.086	55.165	0.079
22	167	SMITH	33.192	40	WILKINSON	22.003	22	167	SMITH	55.354	55.417	0.063
23	47	BOHANAN	33.273	336	MORGAN	22.119	23	336	MORGAN	55.539	55.539	0.000
24	132	KING	33.399	167	SMITH	22.162	24	47	BOHANAN	55.576	55.639	0.063
25	336	MORGAN	33.420	10	LAURIE	22.195	25	40	WILKINSON	55.640	55.847	0.207
26	40	WILKINSON	33.637	47	BOHANAN	22.303	26	132	KING	55.719	55.882	0.163
27	10	LAURIE	33.640	132	KING	22.320	27	10	LAURIE	55.835	55.894	0.059
28	116	FAITH	33.935	116	FAITH	22.476	28	116	FAITH	56.411	56.475	0.064
29	777	HIRST	34.004	777	HIRST	22.505	29	777	HIRST	56.509	56.711	0.202
30	8	ALBON	36.458	8	ALBON	24.307	30	8	ALBON	1:00.765	1:01.140	0.375
31	75	SVENSEN	37.073	75	SVENSEN	24.464	31	75	SVENSEN	1:01.537	1:01.559	0.022
32							32	258	FRIEND		54.474	
33							33	158	BRENNAN		55.964	

# BMCRC - MRO Championships 2023 - Rnd 8 @ Brands Hatch Indy

## MRO Minitwins & BMCRC Rookie Minitwins

### RACE 2 - STATISTICS

**Competitors Started** 33  
**Planned Start** 2023-10-01 @ 10:40:00.000  
**Actual Start** 2023-10-01 @ 10:43:39.827  
**Finish Time** 2023-10-01 @ 10:53:13.235  
**Track Length** 1.2079mi.  
**Total Laps** 348  
**Total Distance Covered** 420.3650mi.

#### Session Fastest Lap History

NO	CL	NAME	LAP TIME	TIME OF DAY	LAP	VEHICLE
1		David TWYFORD	<b>51.556</b>	10:45:28.023	2	Suzuki SV650
1		David TWYFORD	<b>51.511</b>	10:48:02.819	5	Suzuki SV650

#### Session Leader History

NO	CL	NAME	FROM LAP	LAPS LED	DISTANCE	VEHICLE
1		David TWYFORD	1	11	13.28 miles	Suzuki SV650

#### Flag History

TYPE	TIME OF DAY
GREEN	10:43:39.827
FINISH	10:53:13.235

#### Flag Statistics

TYPE	COUNT	TOTAL LAPS	TOTAL TIME
Green	1	11	10:57.048
Red	0	0	0.000
Safety Car	0	0	0.000
FCY	0	0	0.000

# BMCRC - MRO Championships 2023 - Rnd 8 @ Brands Hatch Indy

## MRO Minitwins & BMCRC Rookie Minitwins

### RACE 2 - STATISTICS

**CLASS :**

22 Starters

#### Fastest Lap History

NO	NAME	LAP TIME	TIME OF DAY	LAP	VEHICLE
1	David TWYFORD	51.556	10:45:28.023	2	Suzuki SV650
1	David TWYFORD	51.511	10:48:02.819	5	Suzuki SV650

#### Leader History

NO	NAME	FROM LAP	LAPS LED	DISTANCE	VEHICLE
1	David TWYFORD	1	11	13.28 miles	Suzuki SV650

# BMCRC - MRO Championships 2023 - Rnd 8 @ Brands Hatch Indy

## MRO Minitwins & BMCRC Rookie Minitwins

### RACE 2 - STATISTICS

CLASS : RMT

11 Starters

#### Fastest Lap History

NO	NAME	LAP TIME	TIME OF DAY	LAP	VEHICLE
94	Jonathan KING	54.553	10:45:35.515	2	Suzuki SV650
15	James SVENSEN	54.536	10:45:35.549	2	Suzuki SV650
94	Jonathan KING	54.524	10:46:30.026	3	Suzuki SV650
94	Jonathan KING	54.426	10:47:24.466	4	Suzuki SV650
94	Jonathan KING	53.848	10:48:18.300	5	Suzuki SV650
94	Jonathan KING	53.404	10:50:05.620	7	Suzuki SV650

#### Leader History

NO	NAME	FROM LAP	LAPS LED	DISTANCE	VEHICLE
94	Jonathan KING	1	11	13.28 miles	Suzuki SV650

# BMCRC - MRO Championships 2023 - Rnd 8 @ Brands Hatch Indy



## MRO Minitwins & BMCRC Rookie Minitwins

### RACE 13 - GRID (11 Laps)

ROW 12	36	<b>12</b> Brian TIPPLE	35	<b>58</b> Stacey KILLWORTH	34	<b>46</b> Richard HODGES	
		1:01.559		1:01.140		56.711	
ROW 11		33	<b>75</b> Tom SVENSEN	32	<b>8</b> Stuart ALBON	31	<b>777</b> Richard HIRST
		56.475		55.964		55.894	
ROW 10	30	<b>116</b> Gareth FAITH	29	<b>158</b> Danny BRENNAN	28	<b>10</b> Ian LAURIE	
		55.882		55.847		55.639	
ROW 9		27	<b>132</b> Ben KING	26	<b>40</b> Simon WILKINSON	25	<b>47</b> Tristan BOHANAN
		55.539		55.417		55.165	
ROW 8	24	<b>336</b> Alan MORGAN	23	<b>167</b> Terry SMITH	22	<b>93</b> Tony BOTTO	
		55.095		55.054		54.848	
ROW 7		21	<b>14</b> Malcolm BATE	20	<b>9</b> Thomas BEDFORD	19	<b>4</b> Hayden KILLWORTH
		54.674		54.640		54.474	
ROW 6	18	<b>127</b> Matthew CHAM	17	<b>104</b> Jack GRIFFITHS	16	<b>258</b> Ande FRIEND	
		54.390		53.824		53.816	
ROW 5		15	<b>67</b> Simon HARVEY	14	<b>15</b> James SVENSEN	13	<b>74</b> Daniel BLACK
		53.784		53.695		53.464	
ROW 4	12	<b>81</b> Malvern MAY	11	<b>281</b> Daniel FARLEY	10	<b>34</b> Andrew JOHNSON	
		53.404		53.293		53.151	
ROW 3		9	<b>94</b> Jonathan KING	8	<b>45</b> Terence QUINCE	7	<b>5</b> Barry MANTELL
		53.099		52.932		52.727	
ROW 2	6	<b>33</b> Steve COSTIN	5	<b>19</b> Kevin LILLEY	4	<b>3</b> Oliver ARBON	
		52.409		52.069		51.511	
ROW 1		3	<b>888</b> Brandon WRIGHT	2	<b>22</b> Darren DOWDS	1	<b>1</b> David TWYFORD
						<b>Pole</b>	

Brands Hatch Indy: 1.2079 miles

These results are provisional until the conclusion of any judicial and technical matters.

Clerk Of Course :	Stewards :	Timekeeper : <i>Craig Smith</i>
-------------------	------------	------------------------------------

Results can be found at [www.tsl-timing.com](http://www.tsl-timing.com)

Printed - 10:56 Sunday, 01 October 2023



# BMCRC - MRO Championships 2023 - Rnd 8 @ Brands Hatch Indy



## MRO Minitwins & BMCRC Rookie Minitwins

### RACE 13 - CLASSIFICATION

POS	NO	CL	PIC NAME	ENTRY	LAPS	TIME	GAP	DIFF	MPH	BEST	ON
1	1		1 David TWYFORD	Suzuki SV650 - IMP Racing, MHP, RODOC	11	9:36.505			82.97	51.622	2
2	22		2 Darren DOWDS	Suzuki SV650 - sublime dsg Ltd	11	9:43.558	7.053	7.053	81.97	51.975	10
3	3		3 Oliver ARBON	Suzuki SV650 - tt plumbing and heating	11	9:44.078	7.573	0.520	81.89	52.086	9
4	19		4 Kevin LILLEY	Suzuki SV650 - Trafalgar Cleaning Eqpt. / Steve Jorr	11	9:53.147	16.642	9.069	80.64	53.069	4
5	888		5 Brandon WRIGHT	Suzuki SV650 - 888 Vapour	11	9:53.214	16.709	0.067	80.63	52.979	6
6	33		6 Steve COSTIN	Suzuki SV650 - ATP Motorsport	11	9:53.411	16.906	0.197	80.60	53.104	4
7	5		7 Barry MANTELL	Suzuki SV650 - Swedish car connection	11	9:53.825	17.320	0.414	80.55	52.806	8
8	45		8 Terence QUINCE	Suzuki SV650 - K&Q, HM Racing, Titan-x	11	10:01.662	25.157	7.837	79.50	53.812	10
9	81		9 Malvern MAY	Suzuki SV650 - IMP racing	11	10:01.753	25.248	0.091	79.49	53.317	11
10	34		10 Andrew JOHNSON	Suzuki SV650 - Rose & Charlie Racing	11	10:02.345	25.840	0.592	79.41	53.897	6
11	94	RMT	1 Jonathan KING	Suzuki SV650 -	11	10:02.554	26.049	0.209	79.38	53.368	11
12	15	RMT	2 James SVENSEN	Suzuki SV650 - Tom Svensen Racing	11	10:02.935	26.430	0.381	79.33	53.762	11
13	281		11 Daniel FARLEY	Suzuki SV650 - F-TECH FIRE & ELECTRICAL LTD	11	10:03.263	26.758	0.328	79.29	53.564	10
14	74		12 Daniel BLACK	Suzuki SV650 - DAD	11	10:10.794	34.289	7.531	78.31	54.507	3
15	258		13 Ande FRIEND	Suzuki SV650 - Flying colours Motorcycle Training	11	10:10.964	34.459	0.170	78.29	54.300	3
16	4		14 Hayden KILLWORTH	Suzuki SV650 - Bradley Hix (H11xy) @Green Plant L	11	10:14.633	38.128	3.669	77.82	54.620	7
17	127	RMT	3 Matthew CHAM	Ducati Monster 796 -	11	10:19.411	42.906	4.778	77.22	55.121	2
18	67	RMT	4 Simon HARVEY	Suzuki SV650 -	11	10:19.474	42.969	0.063	77.21	55.117	4
19	167	RMT	5 Terry SMITH	Suzuki SV650 - IMP Racing	11	10:20.646	44.141	1.172	77.07	55.080	6
20	9		15 Thomas BEDFORD	Suzuki SV650 - AWO Recycling Ltd	11	10:26.755	50.250	6.109	76.32	55.511	5
21	93		16 Tony BOTTO	Suzuki SV650 - TB Motorcycles	11	10:27.815	51.310	1.060	76.19	55.927	11
22	40		17 Simon WILKINSON	Suzuki SV650 - S P Wilkinson Engineering Ltd	11	10:29.719	53.214	1.904	75.96	55.707	9
23	104	RMT	6 Jack GRIFFITHS	Suzuki SV650 -	11	10:29.919	53.414	0.200	75.93	55.707	7
24	14		18 Malcolm BATE	Suzuki SV650 - Hartjay	11	10:29.962	53.457	0.043	75.93	55.594	9
25	47		19 Tristan BOHANAN	Suzuki SV650 -	11	10:30.037	53.532	0.075	75.92	55.710	5
26	10	RMT	7 Ian LAURIE	Suzuki SV650 -	11	10:31.427	54.922	1.390	75.75	55.654	5
27	336	RMT	8 Alan MORGAN	Suzuki SV650 - Little Duck Racing	11	10:32.586	56.081	1.159	75.61	55.879	7
28	158		20 Danny BRENNAN	Suzuki SV650 -	10	9:37.708	1 Lap	1 Lap	75.27	56.161	7
29	777	RMT	9 Richard HIRST	Suzuki SV650 - Northern garage conversion	10	9:41.059	1 Lap	3.351	74.83	55.944	7
30	132	RMT	10 Ben KING	Suzuki SV650 -	10	9:44.417	1 Lap	3.358	74.40	57.239	5
31	116		21 Gareth FAITH	Suzuki SV650 - Sitramoto	10	9:45.962	1 Lap	1.545	74.21	57.236	5
32	75	RMT	11 Tom SVENSEN	Suzuki SV650 - TSR	10	10:32.906	1 Lap	46.944	68.70	1:01.326	5
33	8		22 Stuart ALBON	Suzuki SV650 - Winter Sun Skydiving	9	9:39.350	2 Laps	1 Lap	67.55	1:02.890	5

#### FASTEST LAP

1	David TWYFORD	Suzuki SV650 - IMP Racing, MHP, RODOC	2	51.622	84.23 mph	135.57 kph
94 RMT	Jonathan KING	Suzuki SV650 -	11	53.368	81.48 mph	131.13 kph

Class - 92.5% of Race Speed = 76.74 mph  
 Class RMT - 92.5% of Race Speed = 73.42 mph

Weather / Track : Bright / Dry

These results are provisional until the conclusion of any judicial and technical matters.

Race Distance: 11 Laps / 13.28 miles

Brands Hatch Indy: 1.2079 miles

Date: 01/10/2023 Start: 14:36 Finish: 14:45

Clerk Of Course :	Stewards :	Timekeeper : <i>Craig Smith</i>
-------------------	------------	------------------------------------

Results can be found at [www.tsl-timing.com](http://www.tsl-timing.com)

Printed - 14:48 Sunday, 01 October 2023







# BMCRC - MRO Championships 2023 - Rnd 8 @ Brands Hatch Indy

## MRO Minitwins & BMCRC Rookie Minitwins

### RACE 13 - LAP CHART

22	7.050	51.975
3	7.517	52.426
888	15.382	53.601
19	15.636	53.341
33	15.743	53.286
5	16.288	53.722
45	23.640	53.812
34	24.336	54.099
81	24.377	53.892
15	25.114	53.778
94	25.127	54.418
281	25.380	53.564
74	31.766	55.163
258	31.930	54.888
4	35.644	54.691
127	39.888	55.480
67	39.917	55.697
167	40.702	55.253
75	1 Lap	1:02.388
9	46.926	55.827
93	47.829	56.656
40	48.351	56.334
104	48.753	56.059
14	49.289	56.131
47	49.371	56.882
10	50.101	56.699
336	51.787	56.612

#### LAP 11 @ 14:45:56.301

NO	BEHIND	LAP TIME
1		52.446
158	1 Lap	56.876
8	2 Laps	1:04.477
777	1 Lap	57.924
22	7.053	52.449
3	7.573	52.502
132	1 Lap	57.260
116	1 Lap	57.762
19	16.642	53.452
888	16.709	53.773
33	16.906	53.609
5	17.320	53.478
45	25.157	53.963
81	25.248	53.317
34	25.840	53.950
94	26.049	53.368
15	26.430	53.762
281	26.758	53.824
74	34.289	54.969
258	34.459	54.975
4	38.128	54.930
127	42.906	55.464
67	42.969	55.498
167	44.141	55.885
9	50.250	55.770
93	51.310	55.927
40	53.214	57.309
104	53.414	57.107
14	53.457	56.614
47	53.532	56.607
10	54.922	57.267
336	56.081	56.740
75	1 Lap	1:03.006

# BMCRC - MRO Championships 2023 - Rnd 8 @ Brands Hatch Indy

## MRO Minitwins & BMCRC Rookie Minitwins

### RACE 13 - POSITION CHART

No	Name	Lap Pos	Lap												
			1	2	3	4	5	6	7	8	9	10	11		
1	TWYFORD	1	1	1	1	1	1	1	1	1	1	1	1	1	1
22	DOWDS	2	22	22	22	22	22	22	22	22	22	22	22	22	22
888	WRIGHT	3	3	3	3	3	3	3	3	3	3	3	3	3	3
3	ARBON	4	888	888	33	33	33	888	888	888	888	888	888	19	
19	LILLEY	5	33	33	888	888	888	33	19	19	19	19	19	888	
33	COSTIN	6	19	19	19	19	19	19	33	33	33	33	33	33	
5	MANTELL	7	45	45	5	5	5	5	5	5	5	5	5	5	
45	QUINCE	8	5	5	45	45	45	45	45	45	45	45	45	45	
94	KING	9	94	94	81	81	94	81	81	81	34	34	81		
34	JOHNSON	10	81	81	94	94	81	34	34	34	81	81	34		
281	FARLEY	11	15	15	34	34	34	94	94	94	94	15	94		
81	MAY	12	74	34	15	15	15	15	15	15	15	94	15		
74	BLACK	13	34	74	281	281	281	281	281	281	281	281	281	281	
15	SVENSEN	14	281	281	74	74	74	258	74	74	74	74	74		
67	HARVEY	15	258	258	258	258	258	74	258	258	258	258	258		
258	FRIEND	16	127	127	127	127	127	4	4	4	4	4	4		
104	GRIFFITHS	17	67	67	67	67	67	127	67	67	67	127	127		
127	CHAM	18	93	4	4	4	4	67	127	127	127	67	67		
4	KILLWORTH	19	4	93	167	167	167	167	167	167	167	167	167		
9	BEDFORD	20	104	167	93	93	9	9	9	93	9	9	9		
14	BATE	21	9	9	9	9	93	93	93	9	93	93	93		
93	BOTTO	22	167	104	40	40	40	40	40	40	40	40	40		
167	SMITH	23	10	40	104	47	47	47	47	47	47	104	104		
336	MORGAN	24	40	10	47	10	10	10	104	104	104	14	14		
47	BOHANAN	25	47	47	10	104	104	104	10	10	14	47	47		
40	WILKINSON	26	158	14	14	14	14	14	14	14	10	10	10		
132	KING	27	14	158	158	336	336	336	336	336	336	336	336		
10	LAURIE	28	132	336	336	158	158	158	158	158	158	158	158		
158	BRENNAN	29	336	132	132	777	777	777	777	777	777	777	777		
116	FAITH	30	777	777	777	132	132	132	132	132	132	132	132		
777	HIRST	31	116	116	116	116	116	116	116	116	116	116	116		
8	ALBON	32	8	8	8	75	75	75	75	75	75	75	75		
75	SVENSEN	33	75	75	75	8	8	8	8	8	8	8	8		

# BMCRC - MRO Championships 2023 - Rnd 8 @ Brands Hatch Indy

## MRO Minitwins & BMCRC Rookie Minitwins

### RACE 13 - SECTOR ANALYSIS



SECTOR 1 = FL to I1, SECTOR 2 = I1 to FL, DIFF = Difference To Personal Best Lap, P = Crossed Finish Line in Pit Lane, D = Time Disallowed

<b>P1 1</b>		<b>David TWYFORD</b>		Suzuki SV650 - IMP Racing, MHP, RODOC		
IDEAL LAP TIME : 51.519		BEST LAP TIME : 51.622		DIFFERENCE : 0.103		
LAP	SECTOR 1	SECTOR 2	LAP TIME	MPH	DIFF	TIME OF DAY
1 -		20.953	56.899	76.42	5.277	14:37:16.695
<b>2 -</b>	<b>30.958</b>	<b>20.664</b>	<b>51.622 (1)</b>	<b>84.23</b>		<b>14:38:08.317</b>
3 -	31.482	20.993	52.475	82.87	0.853	14:39:00.792
4 -	31.118	20.747	51.865	83.84	0.243	14:39:52.657
5 -	31.107	20.861	51.968	83.67	0.346	14:40:44.625
6 -	31.265	20.989	52.254	83.22	0.632	14:41:36.879
7 -	30.871	20.780	51.651 (2)	84.19	0.029	14:42:28.530
8 -	<b>30.855</b>	20.855	51.710	84.09	0.088	14:43:20.240
9 -	30.912	20.792	51.704 (3)	84.10	0.082	14:44:11.944
10 -	31.043	20.868	51.911	83.77	0.289	14:45:03.855
11 -	31.138	21.308	52.446	82.91	0.824	14:45:56.301

<b>P2 22</b>		<b>Darren DOWDS</b>		Suzuki SV650 - sublime dsg Ltd		
IDEAL LAP TIME : 51.975		BEST LAP TIME : 51.975		DIFFERENCE : 0.000		
LAP	SECTOR 1	SECTOR 2	LAP TIME	MPH	DIFF	TIME OF DAY
1 -		21.358	58.196	74.72	6.221	14:37:17.992
2 -	31.813	21.286	53.099	81.89	1.124	14:38:11.091
3 -	31.448	21.327	52.775	82.39	0.800	14:39:03.866
4 -	31.624	21.078	52.702	82.51	0.727	14:39:56.568
5 -	31.416	21.133	52.549	82.75	0.574	14:40:49.117
6 -	31.503	21.345	52.848	82.28	0.873	14:41:41.965
7 -	31.425	21.033	52.458	82.89	0.483	14:42:34.423
8 -	31.269	20.972	52.241 (2)	83.24	0.266	14:43:26.664
9 -	31.303	20.963	52.266 (3)	83.20	0.291	14:44:18.930
<b>10 -</b>	<b>31.213</b>	<b>20.762</b>	<b>51.975 (1)</b>	<b>83.66</b>		<b>14:45:10.905</b>
11 -	31.302	21.147	52.449	82.91	0.474	14:46:03.354

<b>P3 3</b>		<b>Oliver ARBON</b>		Suzuki SV650 - tt plumbing and heating		
IDEAL LAP TIME : 52.086		BEST LAP TIME : 52.086		DIFFERENCE : 0.000		
LAP	SECTOR 1	SECTOR 2	LAP TIME	MPH	DIFF	TIME OF DAY
1 -		21.332	58.284	74.61	6.198	14:37:18.080
2 -	31.754	21.355	53.109	81.88	1.023	14:38:11.189
3 -	31.727	20.972	52.699	82.51	0.613	14:39:03.888
4 -	31.718	21.301	53.019	82.01	0.933	14:39:56.907
5 -	31.584	21.235	52.819	82.33	0.733	14:40:49.726
6 -	31.165	21.151	52.316 (2)	83.12	0.230	14:41:42.042
7 -	31.445	21.040	52.485	82.85	0.399	14:42:34.527
8 -	31.265	21.068	52.333 (3)	83.09	0.247	14:43:26.860
<b>9 -</b>	<b>31.156</b>	<b>20.930</b>	<b>52.086 (1)</b>	<b>83.48</b>		<b>14:44:18.946</b>
10 -	31.365	21.061	52.426	82.94	0.340	14:45:11.372
11 -	31.339	21.163	52.502	82.82	0.416	14:46:03.874

<b>P4 19</b>		<b>Kevin LILLEY</b>		Suzuki SV650 - Trafalgar Cleaning Eqpt. / Steve Jordan Motorcy		
IDEAL LAP TIME : 52.980		BEST LAP TIME : 53.069		DIFFERENCE : 0.089		
LAP	SECTOR 1	SECTOR 2	LAP TIME	MPH	DIFF	TIME OF DAY
1 -		21.587	59.669	72.87	6.600	14:37:19.465
2 -	31.981	21.336	53.317	81.56	0.248	14:38:12.782
3 -	31.902	21.403	53.305 (3)	81.57	0.236	14:39:06.087
<b>4 -</b>	<b>31.874</b>	<b>21.195</b>	<b>53.069 (1)</b>	<b>81.94</b>		<b>14:39:59.156</b>
5 -	31.829	21.478	53.307	81.57	0.238	14:40:52.463
6 -	31.859	21.341	53.200 (2)	81.74	0.131	14:41:45.663
7 -	32.008	21.481	53.489	81.29	0.420	14:42:39.152
8 -	<b>31.785</b>	21.610	53.395	81.44	0.326	14:43:32.547
9 -	32.009	21.594	53.603	81.12	0.534	14:44:26.150
10 -	31.949	21.392	53.341	81.52	0.272	14:45:19.491
11 -	31.864	21.588	53.452	81.35	0.383	14:46:12.943

# BMCRC - MRO Championships 2023 - Rnd 8 @ Brands Hatch Indy

## MRO Minitwins & BMCRC Rookie Minitwins

### RACE 13 - SECTOR ANALYSIS



SECTOR 1 = FL to I1, SECTOR 2 = I1 to FL, DIFF = Difference To Personal Best Lap, P = Crossed Finish Line in Pit Lane, D = Time Disallowed

P5 888		Brandon WRIGHT		Suzuki SV650 - 888 Vapour			
IDEAL LAP TIME : 52.979		BEST LAP TIME : 52.979		DIFFERENCE : 0.000			
LAP	SECTOR 1	SECTOR 2	LAP TIME	MPH	DIFF	TIME OF DAY	
1 -		21.433	58.799	73.95	5.820	14:37:18.595	
2 -	32.258	21.418	53.676	81.01	0.697	14:38:12.271	
3 -	32.171	21.315	53.486	81.30	0.507	14:39:05.757	
4 -	31.859	21.241	53.100 (2)	81.89	0.121	14:39:58.857	
5 -	31.985	21.246	53.231 (3)	81.69	0.252	14:40:52.088	
6 -	<b>31.746</b>	<b>21.233</b>	<b>52.979 (1)</b>	<b>82.08</b>		<b>14:41:45.067</b>	
7 -	32.128	21.438	53.566	81.18	0.587	14:42:38.633	
8 -	32.130	21.431	53.561	81.18	0.582	14:43:32.194	
9 -	32.017	21.425	53.442	81.37	0.463	14:44:25.636	
10 -	32.230	21.371	53.601	81.12	0.622	14:45:19.237	
11 -	32.298	21.475	53.773	80.86	0.794	14:46:13.010	

P6 33		Steve COSTIN		Suzuki SV650 - ATP Motorsport			
IDEAL LAP TIME : 52.985		BEST LAP TIME : 53.104		DIFFERENCE : 0.119			
LAP	SECTOR 1	SECTOR 2	LAP TIME	MPH	DIFF	TIME OF DAY	
1 -		21.682	59.280	73.35	6.176	14:37:19.076	
2 -	31.943	21.401	53.344	81.52	0.240	14:38:12.420	
3 -	<b>31.679</b>	21.476	53.155 (2)	81.80	0.051	14:39:05.575	
4 -	31.798	<b>21.306</b>	<b>53.104 (1)</b>	<b>81.88</b>		<b>14:39:58.679</b>	
5 -	31.751	21.586	53.337	81.53	0.233	14:40:52.016	
6 -	32.011	21.534	53.545	81.21	0.441	14:41:45.561	
7 -	32.327	21.532	53.859	80.74	0.755	14:42:39.420	
8 -	31.867	21.367	53.234 (3)	81.68	0.130	14:43:32.654	
9 -	32.072	21.586	53.658	81.04	0.554	14:44:26.312	
10 -	31.830	21.456	53.286	81.60	0.182	14:45:19.598	
11 -	32.244	21.365	53.609	81.11	0.505	14:46:13.207	

P7 5		Barry MANTELL		Suzuki SV650 - Swedish car connection			
IDEAL LAP TIME : 52.784		BEST LAP TIME : 52.806		DIFFERENCE : 0.022			
LAP	SECTOR 1	SECTOR 2	LAP TIME	MPH	DIFF	TIME OF DAY	
1 -		21.999	1:00.229	72.20	7.423	14:37:20.025	
2 -	32.380	21.712	54.092	80.39	1.286	14:38:14.117	
3 -	32.113	21.322	53.435	81.38	0.629	14:39:07.552	
4 -	31.878	21.291	53.169	81.78	0.363	14:40:00.721	
5 -	31.791	<b>21.176</b>	52.967 (2)	82.10	0.161	14:40:53.688	
6 -	31.643	21.443	53.086 (3)	81.91	0.280	14:41:46.774	
7 -	32.023	21.306	53.329	81.54	0.523	14:42:40.103	
8 -	<b>31.608</b>	21.198	<b>52.806 (1)</b>	<b>82.35</b>		<b>14:43:32.909</b>	
9 -	32.087	21.425	53.512	81.26	0.706	14:44:26.421	
10 -	32.133	21.589	53.722	80.94	0.916	14:45:20.143	
11 -	32.234	21.244	53.478	81.31	0.672	14:46:13.621	

P8 45		Terence QUINCE		Suzuki SV650 - K&Q, HM Racing, Titan-x			
IDEAL LAP TIME : 53.480		BEST LAP TIME : 53.812		DIFFERENCE : 0.332			
LAP	SECTOR 1	SECTOR 2	LAP TIME	MPH	DIFF	TIME OF DAY	
1 -		21.742	1:00.153	72.29	6.341	14:37:19.949	
2 -	32.295	21.731	54.026	80.49	0.214	14:38:13.975	
3 -	32.610	21.939	54.549	79.71	0.737	14:39:08.524	
4 -	32.339	21.933	54.272	80.12	0.460	14:40:02.796	
5 -	32.486	21.680	54.166	80.28	0.354	14:40:56.962	
6 -	32.444	21.625	54.069	80.42	0.257	14:41:51.031	
7 -	<b>31.873</b>	21.940	53.813 (2)	80.80	0.001	14:42:44.844	
8 -	32.539	21.793	54.332	80.03	0.520	14:43:39.176	
9 -	32.387	22.120	54.507	79.78	0.695	14:44:33.683	
10 -	32.041	21.771	<b>53.812 (1)</b>	<b>80.81</b>		<b>14:45:27.495</b>	
11 -	32.356	<b>21.607</b>	53.963 (3)	80.58	0.151	14:46:21.458	

# BMCRC - MRO Championships 2023 - Rnd 8 @ Brands Hatch Indy

## MRO Minitwins & BMCRC Rookie Minitwins

### RACE 13 - SECTOR ANALYSIS



SECTOR 1 = FL to I1, SECTOR 2 = I1 to FL, DIFF = Difference To Personal Best Lap, P = Crossed Finish Line in Pit Lane, D = Time Disallowed

<b>P9 81 Malvern MAY</b>		Suzuki SV650 - IMP racing				
IDEAL LAP TIME : 53.301		BEST LAP TIME : 53.317		DIFFERENCE : 0.016		
LAP	SECTOR 1	SECTOR 2	LAP TIME	MPH	DIFF	TIME OF DAY
1 -		22.023	1:00.822	71.49	7.505	14:37:20.618
2 -	32.562	21.634	54.196	80.23	0.879	14:38:14.814
3 -	32.127	21.722	53.849 (3)	80.75	0.532	14:39:08.663
4 -	32.437	21.760	54.197	80.23	0.880	14:40:02.860
5 -	32.626	21.877	54.503	79.78	1.186	14:40:57.363
6 -	32.221	21.813	54.034	80.47	0.717	14:41:51.397
7 -	32.055	21.778	53.833 (2)	80.77	0.516	14:42:45.230
8 -	32.379	21.880	54.259	80.14	0.942	14:43:39.489
9 -	32.240	22.611	54.851	79.28	1.534	14:44:34.340
10 -	32.315	<b>21.577</b>	53.892	80.69	0.575	14:45:28.232
<b>11 -</b>	<b>31.724</b>	21.593	<b>53.317 (1)</b>	<b>81.56</b>		<b>14:46:21.549</b>

<b>P10 34 Andrew JOHNSON</b>		Suzuki SV650 - Rose & Charlie Racing				
IDEAL LAP TIME : 53.516		BEST LAP TIME : 53.897		DIFFERENCE : 0.381		
LAP	SECTOR 1	SECTOR 2	LAP TIME	MPH	DIFF	TIME OF DAY
1 -		21.730	1:01.684	70.49	7.787	14:37:21.480
2 -	32.610	21.512	54.122	80.34	0.225	14:38:15.602
3 -	32.466	21.475	53.941 (2)	80.61	0.044	14:39:09.543
4 -	32.658	<b>21.351</b>	54.009	80.51	0.112	14:40:03.552
5 -	32.368	21.709	54.077	80.41	0.180	14:40:57.629
<b>6 -</b>	<b>32.445</b>	21.452	<b>53.897 (1)</b>	<b>80.68</b>		<b>14:41:51.526</b>
7 -	32.418	21.694	54.112	80.36	0.215	14:42:45.638
8 -	32.667	21.478	54.145	80.31	0.248	14:43:39.783
9 -	<b>32.165</b>	22.144	54.309	80.07	0.412	14:44:34.092
10 -	32.375	21.724	54.099	80.38	0.202	14:45:28.191
11 -	32.441	21.509	53.950 (3)	80.60	0.053	14:46:22.141

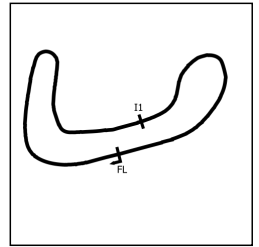
<b>P11 94 RMT Jonathan KING</b>		Suzuki SV650 -				
IDEAL LAP TIME : 53.368		BEST LAP TIME : 53.368		DIFFERENCE : 0.000		
LAP	SECTOR 1	SECTOR 2	LAP TIME	MPH	DIFF	TIME OF DAY
1 -		21.993	1:00.577	71.78	7.209	14:37:20.373
2 -	32.511	21.904	54.415	79.91	1.047	14:38:14.788
3 -	32.760	21.877	54.637	79.59	1.269	14:39:09.425
4 -	32.105	21.638	53.743 (2)	80.91	0.375	14:40:03.168
5 -	32.435	21.738	54.173	80.27	0.805	14:40:57.341
6 -	33.269	21.694	54.963	79.11	1.595	14:41:52.304
7 -	32.121	22.188	54.309	80.07	0.941	14:42:46.613
8 -	32.598	21.581	54.179	80.26	0.811	14:43:40.792
9 -	32.078	21.694	53.772 (3)	80.87	0.404	14:44:34.564
10 -	32.454	21.964	54.418	79.91	1.050	14:45:28.982
<b>11 -</b>	<b>31.935</b>	<b>21.433</b>	<b>53.368 (1)</b>	<b>81.48</b>		<b>14:46:22.350</b>

<b>P12 15 RMT James SVENSEN</b>		Suzuki SV650 - Tom Svensen Racing				
IDEAL LAP TIME : 53.614		BEST LAP TIME : 53.762		DIFFERENCE : 0.148		
LAP	SECTOR 1	SECTOR 2	LAP TIME	MPH	DIFF	TIME OF DAY
1 -		21.912	1:01.054	71.22	7.292	14:37:20.850
2 -	32.901	21.636	54.537	79.73	0.775	14:38:15.387
3 -	32.971	21.867	54.838	79.29	1.076	14:39:10.225
4 -	32.614	21.600	54.214	80.21	0.452	14:40:04.439
5 -	32.679	21.552	54.231	80.18	0.469	14:40:58.670
6 -	32.441	21.512	53.953 (3)	80.59	0.191	14:41:52.623
7 -	32.396	21.806	54.202	80.22	0.440	14:42:46.825
8 -	32.576	21.656	54.232	80.18	0.470	14:43:41.057
9 -	32.544	21.590	54.134	80.33	0.372	14:44:35.191
10 -	<b>32.160</b>	21.618	53.778 (2)	80.86	0.016	14:45:28.969
<b>11 -</b>	32.308	<b>21.454</b>	<b>53.762 (1)</b>	<b>80.88</b>		<b>14:46:22.731</b>

# BMCRC - MRO Championships 2023 - Rnd 8 @ Brands Hatch Indy

## MRO Minitwins & BMCRC Rookie Minitwins

### RACE 13 - SECTOR ANALYSIS



SECTOR 1 = FL to I1, SECTOR 2 = I1 to FL, DIFF = Difference To Personal Best Lap, P = Crossed Finish Line in Pit Lane, D = Time Disallowed

P13 281		Daniel FARLEY		Suzuki SV650 - F-TECH FIRE & ELECTRICAL LTD		
IDEAL LAP TIME : 53.564		BEST LAP TIME : 53.564		DIFFERENCE : 0.000		
LAP	SECTOR 1	SECTOR 2	LAP TIME	MPH	DIFF	TIME OF DAY
1 -		22.095	1:02.167	69.95	8.603	14:37:21.963
2 -	32.665	21.777	54.442	79.87	0.878	14:38:16.405
3 -	32.319	21.609	53.928 (3)	80.63	0.364	14:39:10.333
4 -	32.772	21.656	54.428	79.89	0.864	14:40:04.761
5 -	32.595	21.728	54.323	80.05	0.759	14:40:59.084
6 -	32.561	21.525	54.086	80.40	0.522	14:41:53.170
7 -	32.468	21.759	54.227	80.19	0.663	14:42:47.397
8 -	32.594	21.509	54.103	80.37	0.539	14:43:41.500
9 -	32.485	21.686	54.171	80.27	0.607	14:44:35.671
10 -	<b>32.139</b>	<b>21.425</b>	<b>53.564 (1)</b>	<b>81.18</b>		<b>14:45:29.235</b>
11 -	32.363	21.461	53.824 (2)	80.79	0.260	14:46:23.059

P14 74		Daniel BLACK		Suzuki SV650 - DAD		
IDEAL LAP TIME : 54.470		BEST LAP TIME : 54.507		DIFFERENCE : 0.037		
LAP	SECTOR 1	SECTOR 2	LAP TIME	MPH	DIFF	TIME OF DAY
1 -		21.697	1:01.246	71.00	6.739	14:37:21.042
2 -	33.401	21.740	55.141	78.86	0.634	14:38:16.183
3 -	32.813	<b>21.694</b>	<b>54.507 (1)</b>	<b>79.78</b>		<b>14:39:10.690</b>
4 -	33.090	21.792	54.882 (3)	79.23	0.375	14:40:05.572
5 -	<b>32.776</b>	21.768	54.544 (2)	79.72	0.037	14:41:00.116
6 -	33.275	21.925	55.200	78.77	0.693	14:41:55.316
7 -	32.870	22.100	54.970	79.10	0.463	14:42:50.286
8 -	33.011	22.144	55.155	78.84	0.648	14:43:45.441
9 -	33.201	21.816	55.017	79.04	0.510	14:44:40.458
10 -	33.120	22.043	55.163	78.83	0.656	14:45:35.621
11 -	32.991	21.978	54.969	79.11	0.462	14:46:30.590

P15 258		Ande FRIEND		Suzuki SV650 - Flying colours Motorcycle Training		
IDEAL LAP TIME : 54.210		BEST LAP TIME : 54.300		DIFFERENCE : 0.090		
LAP	SECTOR 1	SECTOR 2	LAP TIME	MPH	DIFF	TIME OF DAY
1 -		22.458	1:02.528	69.54	8.228	14:37:22.324
2 -	32.549	22.083	54.632	79.59	0.332	14:38:16.956
3 -	<b>32.499</b>	21.801	<b>54.300 (1)</b>	<b>80.08</b>		<b>14:39:11.256</b>
4 -	32.771	21.795	54.566	79.69	0.266	14:40:05.822
5 -	32.849	<b>21.711</b>	54.560 (3)	79.70	0.260	14:41:00.382
6 -	32.556	21.976	54.532 (2)	79.74	0.232	14:41:54.914
7 -	33.302	22.321	55.623	78.17	1.323	14:42:50.537
8 -	33.053	22.082	55.135	78.87	0.835	14:43:45.672
9 -	33.142	22.083	55.225	78.74	0.925	14:44:40.897
10 -	32.966	21.922	54.888	79.22	0.588	14:45:35.785
11 -	33.114	21.861	54.975	79.10	0.675	14:46:30.760

P16 4		Hayden KILLWORTH		Suzuki SV650 - Bradley Hix (H11xy) @Green Plant UK		
IDEAL LAP TIME : 54.410		BEST LAP TIME : 54.620		DIFFERENCE : 0.210		
LAP	SECTOR 1	SECTOR 2	LAP TIME	MPH	DIFF	TIME OF DAY
1 -		22.484	1:03.777	68.18	9.157	14:37:23.573
2 -	33.513	21.905	55.418	78.46	0.798	14:38:18.991
3 -	33.253	21.919	55.172	78.81	0.552	14:39:14.163
4 -	33.298	21.834	55.132	78.87	0.512	14:40:09.295
5 -	33.653	22.011	55.664	78.12	1.044	14:41:04.959
6 -	33.093	<b>21.752</b>	54.845 (3)	79.28	0.225	14:41:59.804
7 -	32.761	21.859	<b>54.620 (1)</b>	<b>79.61</b>		<b>14:42:54.424</b>
8 -	32.698	22.618	55.316	78.61	0.696	14:43:49.740
9 -	32.955	22.113	55.068	78.96	0.448	14:44:44.808
10 -	<b>32.658</b>	22.033	54.691 (2)	79.51	0.071	14:45:39.499
11 -	32.806	22.124	54.930	79.16	0.310	14:46:34.429

# BMCRC - MRO Championships 2023 - Rnd 8 @ Brands Hatch Indy

## MRO Minitwins & BMCRC Rookie Minitwins

### RACE 13 - SECTOR ANALYSIS



SECTOR 1 = FL to I1, SECTOR 2 = I1 to FL, DIFF = Difference To Personal Best Lap, P = Crossed Finish Line in Pit Lane, D = Time Disallowed

P17 127 RMT Matthew CHAM			Ducati Monster 796 -			
IDEAL LAP TIME : 55.098		BEST LAP TIME : 55.121		DIFFERENCE : 0.023		
LAP	SECTOR 1	SECTOR 2	LAP TIME	MPH	DIFF	TIME OF DAY
1 -		22.253	1:02.830	69.21	7.709	14:37:22.626
2 -	<b>33.101</b>	22.020	<b>55.121 (1)</b>	<b>78.89</b>		<b>14:38:17.747</b>
3 -	33.244	22.117	55.361 (3)	78.54	0.240	14:39:13.108
4 -	33.472	22.305	55.777	77.96	0.656	14:40:08.885
5 -	33.444	22.429	55.873	77.83	0.752	14:41:04.758
6 -	33.831	22.455	56.286	77.25	1.165	14:42:01.044
7 -	34.196	22.110	56.306	77.23	1.185	14:42:57.350
8 -	33.160	22.067	55.227 (2)	78.74	0.106	14:43:52.577
9 -	33.689	<b>21.997</b>	55.686	78.09	0.565	14:44:48.263
10 -	33.304	22.176	55.480	78.38	0.359	14:45:43.743
11 -	33.329	22.135	55.464	78.40	0.343	14:46:39.207

P18 67 RMT Simon HARVEY			Suzuki SV650 -			
IDEAL LAP TIME : 54.968		BEST LAP TIME : 55.117		DIFFERENCE : 0.149		
LAP	SECTOR 1	SECTOR 2	LAP TIME	MPH	DIFF	TIME OF DAY
1 -		22.692	1:03.437	68.54	8.320	14:37:23.233
2 -	33.214	<b>21.945</b>	55.159 (2)	78.83	0.042	14:38:18.392
3 -	33.364	22.082	55.446 (3)	78.42	0.329	14:39:13.838
4 -	<b>33.023</b>	22.094	<b>55.117 (1)</b>	<b>78.89</b>		<b>14:40:08.955</b>
5 -	33.446	22.401	55.847	77.86	0.730	14:41:04.802
6 -	33.829	22.483	56.312	77.22	1.195	14:42:01.114
7 -	33.349	22.143	55.492	78.36	0.375	14:42:56.606
8 -	33.065	22.445	55.510	78.33	0.393	14:43:52.116
9 -	33.733	22.226	55.959	77.71	0.842	14:44:48.075
10 -	33.642	22.055	55.697	78.07	0.580	14:45:43.772
11 -	33.378	22.120	55.498	78.35	0.381	14:46:39.270

P19 167 RMT Terry SMITH			Suzuki SV650 - IMP Racing			
IDEAL LAP TIME : 54.940		BEST LAP TIME : 55.080		DIFFERENCE : 0.140		
LAP	SECTOR 1	SECTOR 2	LAP TIME	MPH	DIFF	TIME OF DAY
1 -		22.850	1:04.930	66.97	9.850	14:37:24.726
2 -	33.696	22.193	55.889	77.80	0.809	14:38:20.615
3 -	33.486	22.348	55.834	77.88	0.754	14:39:16.449
4 -	33.439	22.405	55.844	77.87	0.764	14:40:12.293
5 -	33.210	22.407	55.617	78.18	0.537	14:41:07.910
6 -	<b>32.926</b>	22.154	<b>55.080 (1)</b>	<b>78.95</b>		<b>14:42:02.990</b>
7 -	33.187	<b>22.014</b>	55.201 (2)	78.77	0.121	14:42:58.191
8 -	33.031	22.287	55.318	78.61	0.238	14:43:53.509
9 -	33.764	22.031	55.795	77.93	0.715	14:44:49.304
10 -	33.020	22.233	55.253 (3)	78.70	0.173	14:45:44.557
11 -	33.647	22.238	55.885	77.81	0.805	14:46:40.442

P20 9 Thomas BEDFORD			Suzuki SV650 - AWO Recycling Ltd			
IDEAL LAP TIME : 55.487		BEST LAP TIME : 55.511		DIFFERENCE : 0.024		
LAP	SECTOR 1	SECTOR 2	LAP TIME	MPH	DIFF	TIME OF DAY
1 -		22.910	1:04.686	67.22	9.175	14:37:24.482
2 -	34.151	22.310	56.461	77.01	0.950	14:38:20.943
3 -	34.106	22.374	56.480	76.99	0.969	14:39:17.423
4 -	33.989	22.669	56.658	76.75	1.147	14:40:14.081
5 -	<b>33.348</b>	22.163	<b>55.511 (1)</b>	<b>78.33</b>		<b>14:41:09.592</b>
6 -	33.668	22.544	56.212	77.36	0.701	14:42:05.804
7 -	33.800	22.486	56.286	77.25	0.775	14:43:02.090
8 -	33.607	22.609	56.216	77.35	0.705	14:43:58.306
9 -	34.019	22.629	56.648	76.76	1.137	14:44:54.954
10 -	33.688	<b>22.139</b>	55.827 (3)	77.89	0.316	14:45:50.781
11 -	33.561	22.209	55.770 (2)	77.97	0.259	14:46:46.551



# BMCRC - MRO Championships 2023 - Rnd 8 @ Brands Hatch Indy

## MRO Minitwins & BMCRC Rookie Minitwins

### RACE 13 - SECTOR ANALYSIS



SECTOR 1 = FL to I1, SECTOR 2 = I1 to FL, DIFF = Difference To Personal Best Lap, P = Crossed Finish Line in Pit Lane, D = Time Disallowed

P21 93		Tony BOTTO		Suzuki SV650 - TB Motorcycles		
IDEAL LAP TIME : 55.768		BEST LAP TIME : 55.927		DIFFERENCE : 0.159		
LAP	SECTOR 1	SECTOR 2	LAP TIME	MPH	DIFF	TIME OF DAY
1 -		22.598	1:03.528	68.45	7.601	14:37:23.324
2 -	34.384	22.446	56.830	76.51	0.903	14:38:20.154
3 -	34.378	22.244	56.622	76.80	0.695	14:39:16.776
4 -	34.532	22.416	56.948	76.36	1.021	14:40:13.724
5 -	34.035	<b>22.009</b>	56.044 (3)	77.59	0.117	14:41:09.768
6 -	33.905	22.214	56.119	77.48	0.192	14:42:05.887
7 -	34.149	22.225	56.374	77.13	0.447	14:43:02.261
8 -	<b>33.759</b>	22.198	55.957 (2)	77.71	0.030	14:43:58.218
9 -	34.160	22.650	56.810	76.54	0.883	14:44:55.028
10 -	34.256	22.400	56.656	76.75	0.729	14:45:51.684
11 -	33.915	22.012	<b>55.927 (1)</b>	<b>77.75</b>		<b>14:46:47.611</b>

P22 40		Simon WILKINSON		Suzuki SV650 - S P Wilkinson Engineering Ltd		
IDEAL LAP TIME : 55.538		BEST LAP TIME : 55.707		DIFFERENCE : 0.169		
LAP	SECTOR 1	SECTOR 2	LAP TIME	MPH	DIFF	TIME OF DAY
1 -		23.125	1:05.563	66.32	9.856	14:37:25.359
2 -	34.445	22.799	57.244	75.96	1.537	14:38:22.603
3 -	34.719	22.534	57.253	75.95	1.546	14:39:19.856
4 -	33.766	22.303	56.069	77.55	0.362	14:40:15.925
5 -	33.643	22.197	55.840 (2)	77.87	0.133	14:41:11.765
6 -	33.943	22.499	56.442	77.04	0.735	14:42:08.207
7 -	33.801	22.229	56.030	77.61	0.323	14:43:04.237
8 -	33.625	22.303	55.928 (3)	77.75	0.221	14:44:00.165
9 -	<b>33.397</b>	22.310	<b>55.707 (1)</b>	<b>78.06</b>		<b>14:44:55.872</b>
10 -	34.193	<b>22.141</b>	56.334	77.19	0.627	14:45:52.206
11 -	34.537	22.772	57.309	75.87	1.602	14:46:49.515

P23 104 RMT		Jack GRIFFITHS		Suzuki SV650 -		
IDEAL LAP TIME : 55.707		BEST LAP TIME : 55.707		DIFFERENCE : 0.000		
LAP	SECTOR 1	SECTOR 2	LAP TIME	MPH	DIFF	TIME OF DAY
1 -		22.827	1:04.384	67.54	8.677	14:37:24.180
2 -	35.206	23.106	58.312	74.57	2.605	14:38:22.492
3 -	34.659	22.840	57.499	75.62	1.792	14:39:19.991
4 -	34.325	23.000	57.325	75.85	1.618	14:40:17.316
5 -	33.539	22.476	56.015	77.63	0.308	14:41:13.331
6 -	33.347	22.544	55.891	77.80	0.184	14:42:09.222
7 -	<b>33.308</b>	<b>22.399</b>	<b>55.707 (1)</b>	<b>78.06</b>		<b>14:43:04.929</b>
8 -	33.434	22.447	55.881 (3)	77.81	0.174	14:44:00.810
9 -	33.325	22.414	55.739 (2)	78.01	0.032	14:44:56.549
10 -	33.655	22.404	56.059	77.57	0.352	14:45:52.608
11 -	34.517	22.590	57.107	76.14	1.400	14:46:49.715

P24 14		Malcolm BATE		Suzuki SV650 - Hartjay		
IDEAL LAP TIME : 55.219		BEST LAP TIME : 55.594		DIFFERENCE : 0.375		
LAP	SECTOR 1	SECTOR 2	LAP TIME	MPH	DIFF	TIME OF DAY
1 -		23.076	1:06.379	65.51	10.785	14:37:26.175
2 -	34.168	22.757	56.925	76.39	1.331	14:38:23.100
3 -	34.993	22.537	57.530	75.58	1.936	14:39:20.630
4 -	34.260	22.540	56.800	76.55	1.206	14:40:17.430
5 -	33.958	<b>22.156</b>	56.114	77.49	0.520	14:41:13.544
6 -	33.658	22.194	55.852 (2)	77.85	0.258	14:42:09.396
7 -	33.737	22.419	56.156	77.43	0.562	14:43:05.552
8 -	33.538	22.329	55.867 (3)	77.83	0.273	14:44:01.419
9 -	<b>33.063</b>	22.531	<b>55.594 (1)</b>	<b>78.22</b>		<b>14:44:57.013</b>
10 -	33.560	22.571	56.131	77.47	0.537	14:45:53.144
11 -	33.909	22.705	56.614	76.81	1.020	14:46:49.758

# BMCRC - MRO Championships 2023 - Rnd 8 @ Brands Hatch Indy

## MRO Minitwins & BMCRC Rookie Minitwins

### RACE 13 - SECTOR ANALYSIS



SECTOR 1 = FL to I1, SECTOR 2 = I1 to FL, DIFF = Difference To Personal Best Lap, P = Crossed Finish Line in Pit Lane, D = Time Disallowed

P25 47		Tristan BOHANAN		Suzuki SV650 -		
IDEAL LAP TIME : 55.699		BEST LAP TIME : 55.710		DIFFERENCE : 0.011		
LAP	SECTOR 1	SECTOR 2	LAP TIME	MPH	DIFF	TIME OF DAY
1 -		23.032	1:05.739	66.14	10.029	14:37:25.535
2 -	34.509	22.867	57.376	75.79	1.666	14:38:22.911
3 -	34.711	22.487	57.198	76.02	1.488	14:39:20.109
4 -	34.013	22.257	56.270	77.28	0.560	14:40:16.379
5 -	33.524	<b>22.186</b>	<b>55.710 (1)</b>	<b>78.05</b>		<b>14:41:12.089</b>
6 -	33.735	22.565	56.300	77.23	0.590	14:42:08.389
7 -	33.900	22.355	56.255	77.30	0.545	14:43:04.644
8 -	33.573	22.221	55.794 (2)	77.94	0.084	14:44:00.438
9 -	<b>33.513</b>	22.393	55.906 (3)	77.78	0.196	14:44:56.344
10 -	34.030	22.852	56.882	76.44	1.172	14:45:53.226
11 -	34.114	22.493	56.607	76.82	0.897	14:46:49.833

P26 10 RMT		Ian LAURIE		Suzuki SV650 -		
IDEAL LAP TIME : 55.654		BEST LAP TIME : 55.654		DIFFERENCE : 0.000		
LAP	SECTOR 1	SECTOR 2	LAP TIME	MPH	DIFF	TIME OF DAY
1 -		22.980	1:05.153	66.74	9.499	14:37:24.949
2 -	34.657	23.084	57.741	75.31	2.087	14:38:22.690
3 -	35.214	22.436	57.650	75.43	1.996	14:39:20.340
4 -	34.280	22.660	56.940	76.37	1.286	14:40:17.280
5 -	<b>33.369</b>	<b>22.285</b>	<b>55.654 (1)</b>	<b>78.13</b>		<b>14:41:12.934</b>
6 -	33.534	22.430	55.964 (3)	77.70	0.310	14:42:08.898
7 -	33.652	22.518	56.170	77.41	0.516	14:43:05.068
8 -	33.539	22.400	55.939 (2)	77.73	0.285	14:44:01.007
9 -	33.891	22.359	56.250	77.30	0.596	14:44:57.257
10 -	34.295	22.404	56.699	76.69	1.045	14:45:53.956
11 -	34.345	22.922	57.267	75.93	1.613	14:46:51.223

P27 336 RMT		Alan MORGAN		Suzuki SV650 - Little Duck Racing		
IDEAL LAP TIME : 55.655		BEST LAP TIME : 55.879		DIFFERENCE : 0.224		
LAP	SECTOR 1	SECTOR 2	LAP TIME	MPH	DIFF	TIME OF DAY
1 -		23.247	1:06.906	64.99	11.027	14:37:26.702
2 -	34.246	22.506	56.752	76.62	0.873	14:38:23.454
3 -	35.227	22.596	57.823	75.20	1.944	14:39:21.277
4 -	33.838	22.413	56.251	77.30	0.372	14:40:17.528
5 -	34.121	<b>21.999</b>	56.120 (2)	77.48	0.241	14:41:13.648
6 -	34.187	22.457	56.644	76.77	0.765	14:42:10.292
7 -	33.719	22.160	<b>55.879 (1)</b>	<b>77.82</b>		<b>14:43:06.171</b>
8 -	<b>33.656</b>	22.579	56.235 (3)	77.32	0.356	14:44:02.406
9 -	33.942	22.682	56.624	76.79	0.745	14:44:59.030
10 -	34.267	22.345	56.612	76.81	0.733	14:45:55.642
11 -	34.253	22.487	56.740	76.64	0.861	14:46:52.382

P28 158		Danny BRENNAN		Suzuki SV650 -		
IDEAL LAP TIME : 56.161		BEST LAP TIME : 56.161		DIFFERENCE : 0.000		
LAP	SECTOR 1	SECTOR 2	LAP TIME	MPH	DIFF	TIME OF DAY
1 -		22.949	1:05.951	65.93	9.790	14:37:25.747
2 -	34.826	22.659	57.485	75.64	1.324	14:38:23.232
3 -	35.269	22.742	58.011	74.96	1.850	14:39:21.243
4 -	34.366	22.467	56.833	76.51	0.672	14:40:18.076
5 -	34.070	22.475	56.545	76.90	0.384	14:41:14.621
6 -	33.908	22.534	56.442 (3)	77.04	0.281	14:42:11.063
7 -	<b>33.715</b>	<b>22.446</b>	<b>56.161 (1)</b>	<b>77.43</b>		<b>14:43:07.224</b>
8 -	34.350	22.745	57.095	76.16	0.934	14:44:04.319
9 -	33.801	22.508	56.309 (2)	77.22	0.148	14:45:00.628
10 -	33.912	22.964	56.876	76.45	0.715	14:45:57.504

# BMCRC - MRO Championships 2023 - Rnd 8 @ Brands Hatch Indy

## MRO Minitwins & BMCRC Rookie Minitwins

### RACE 13 - SECTOR ANALYSIS



SECTOR 1 = FL to I1, SECTOR 2 = I1 to FL, DIFF = Difference To Personal Best Lap, P = Crossed Finish Line in Pit Lane, D = Time Disallowed

P29 777 RMT Richard HIRST		Suzuki SV650 - Northern garage conversion				
IDEAL LAP TIME : 55.944		BEST LAP TIME : 55.944		DIFFERENCE : 0.000		
LAP	SECTOR 1	SECTOR 2	LAP TIME	MPH	DIFF	TIME OF DAY
1 -		23.521	1:07.712	64.22	11.768	14:37:27.508
2 -	34.310	22.602	56.912	76.40	0.968	14:38:24.420
3 -	34.680	23.003	57.683	75.38	1.739	14:39:22.103
4 -	34.210	22.474	56.684	76.71	0.740	14:40:18.787
5 -	33.680	22.591	56.271 (2)	77.27	0.327	14:41:15.058
6 -	33.992	22.447	56.439 (3)	77.04	0.495	14:42:11.497
7 -	<b>33.576</b>	<b>22.368</b>	<b>55.944 (1)</b>	<b>77.73</b>		<b>14:43:07.441</b>
8 -	34.538	23.122	57.660	75.41	1.716	14:44:05.101
9 -	34.760	23.070	57.830	75.19	1.886	14:45:02.931
10 -	34.697	23.227	57.924	75.07	1.980	14:46:00.855

P30 132 RMT Ben KING		Suzuki SV650 -				
IDEAL LAP TIME : 57.005		BEST LAP TIME : 57.239		DIFFERENCE : 0.234		
LAP	SECTOR 1	SECTOR 2	LAP TIME	MPH	DIFF	TIME OF DAY
1 -		23.336	1:06.823	65.07	9.584	14:37:26.619
2 -	34.595	22.868	57.463	75.67	0.224	14:38:24.082
3 -	34.840	22.994	57.834	75.19	0.595	14:39:21.916
4 -	34.429	22.920	57.349 (3)	75.82	0.110	14:40:19.265
5 -	<b>34.248</b>	22.991	<b>57.239 (1)</b>	<b>75.97</b>		<b>14:41:16.504</b>
6 -	34.838	22.934	57.772	75.27	0.533	14:42:14.276
7 -	34.719	23.201	57.920	75.07	0.681	14:43:12.196
8 -	34.423	22.946	57.369	75.80	0.130	14:44:09.565
9 -	34.577	22.811	57.388	75.77	0.149	14:45:06.953
10 -	34.503	<b>22.757</b>	57.260 (2)	75.94	0.021	14:46:04.213

P31 116 Gareth FAITH		Suzuki SV650 - Sitramoto				
IDEAL LAP TIME : 57.109		BEST LAP TIME : 57.236		DIFFERENCE : 0.127		
LAP	SECTOR 1	SECTOR 2	LAP TIME	MPH	DIFF	TIME OF DAY
1 -		23.502	1:08.066	63.88	10.830	14:37:27.862
2 -	34.724	22.797	57.521	75.60	0.285	14:38:25.383
3 -	34.339	22.903	57.242 (2)	75.96	0.006	14:39:22.625
4 -	34.329	23.066	57.395 (3)	75.76	0.159	14:40:20.020
5 -	34.455	<b>22.781</b>	<b>57.236 (1)</b>	<b>75.97</b>		<b>14:41:17.256</b>
6 -	<b>34.328</b>	23.287	57.615	75.47	0.379	14:42:14.871
7 -	34.485	22.938	57.423	75.72	0.187	14:43:12.294
8 -	34.767	22.931	57.698	75.36	0.462	14:44:09.992
9 -	35.184	22.820	58.004	74.97	0.768	14:45:07.996
10 -	34.522	23.240	57.762	75.28	0.526	14:46:05.758

P32 75 RMT Tom SVENSEN		Suzuki SV650 - TSR				
IDEAL LAP TIME : 1:01.326		BEST LAP TIME : 1:01.326		DIFFERENCE : 0.000		
LAP	SECTOR 1	SECTOR 2	LAP TIME	MPH	DIFF	TIME OF DAY
1 -		25.309	1:11.267	61.01	9.941	14:37:31.063
2 -	37.864	25.136	1:03.000	69.02	1.674	14:38:34.063
3 -	38.167	25.371	1:03.538	68.44	2.212	14:39:37.601
4 -	38.397	24.814	1:03.211	68.79	1.885	14:40:40.812
5 -	<b>36.808</b>	<b>24.518</b>	<b>1:01.326 (1)</b>	<b>70.90</b>		<b>14:41:42.138</b>
6 -	36.879	24.534	1:01.413 (2)	70.80	0.087	14:42:43.551
7 -	37.508	24.585	1:02.093	70.03	0.767	14:43:45.644
8 -	37.018	24.646	1:01.664 (3)	70.52	0.338	14:44:47.308
9 -	37.697	24.691	1:02.388	69.70	1.062	14:45:49.696
10 -	37.926	25.080	1:03.006	69.01	1.680	14:46:52.702

# BMCRC - MRO Championships 2023 - Rnd 8 @ Brands Hatch Indy

## MRO Minitwins & BMCRC Rookie Minitwins

### RACE 13 - SECTOR ANALYSIS



SECTOR 1 = FL to I1, SECTOR 2 = I1 to FL, DIFF = Difference To Personal Best Lap, P = Crossed Finish Line in Pit Lane, D = Time Disallowed

P33		8		Stuart ALBON		Suzuki SV650 - Winter Sun Skydiving	
IDEAL LAP TIME : 1:02.645		BEST LAP TIME : 1:02.890		DIFFERENCE : 0.245			
LAP	SECTOR 1	SECTOR 2	LAP TIME	MPH	DIFF	TIME OF DAY	
1 -		25.040	1:10.722	61.48	7.832	14:37:30.518	
2 -	37.898	25.465	1:03.363	68.63	0.473	14:38:33.881	
3 -	38.185	25.235	1:03.420	68.56	0.530	14:39:37.301	
4 -	38.872	25.336	1:04.208	67.72	1.318	14:40:41.509	
<b>5 -</b>	<b>37.779</b>	25.111	<b>1:02.890 (1)</b>	<b>69.14</b>		<b>14:41:44.399</b>	
6 -	38.624	25.193	1:03.817	68.14	0.927	14:42:48.216	
7 -	38.287	<b>24.866</b>	1:03.153 (2)	68.85	0.263	14:43:51.369	
8 -	38.274	25.026	1:03.300 (3)	68.69	0.410	14:44:54.669	
9 -	39.038	25.439	1:04.477	67.44	1.587	14:45:59.146	

# BMCRC - MRO Championships 2023 - Rnd 8 @ Brands Hatch Indy

## MRO Minitwins & BMCRC Rookie Minitwins

### RACE 13 - BEST SECTORS

SECTOR 1			SECTOR 2			IDEAL / BEST COMPARISON						
POS	NO	NAME	TIME	NO	NAME	TIME	POS	NO	NAME	IDEAL	BEST	DIFF
									<b>PERFECT LAP</b>	<b>51.519</b>		
1	1	TWYFORD	<b>30.855</b>	1	TWYFORD	<b>20.664</b>	1	1	TWYFORD	51.519	51.622	0.103
2	3	ARBON	<b>31.156</b>	22	DOWDS	<b>20.762</b>	2	22	DOWDS	51.975	51.975	0.000
3	22	DOWDS	<b>31.213</b>	3	ARBON	<b>20.930</b>	3	3	ARBON	52.086	52.086	0.000
4	5	MANTELL	<b>31.608</b>	5	MANTELL	<b>21.176</b>	4	5	MANTELL	52.784	52.806	0.022
5	33	COSTIN	<b>31.679</b>	19	LILLEY	<b>21.195</b>	5	888	WRIGHT	52.979	52.979	0.000
6	81	MAY	<b>31.724</b>	888	WRIGHT	<b>21.233</b>	6	19	LILLEY	52.980	53.069	0.089
7	888	WRIGHT	<b>31.746</b>	33	COSTIN	<b>21.306</b>	7	33	COSTIN	52.985	53.104	0.119
8	19	LILLEY	<b>31.785</b>	34	JOHNSON	<b>21.351</b>	8	81	MAY	53.301	53.317	0.016
9	45	QUINCE	<b>31.873</b>	281	FARLEY	<b>21.425</b>	9	94	KING	53.368	53.368	0.000
10	94	KING	<b>31.935</b>	94	KING	<b>21.433</b>	10	45	QUINCE	53.480	53.812	0.332
11	281	FARLEY	<b>32.139</b>	15	SVENSEN	<b>21.454</b>	11	34	JOHNSON	53.516	53.897	0.381
12	15	SVENSEN	<b>32.160</b>	81	MAY	<b>21.577</b>	12	281	FARLEY	53.564	53.564	0.000
13	34	JOHNSON	<b>32.165</b>	45	QUINCE	<b>21.607</b>	13	15	SVENSEN	53.614	53.762	0.148
14	258	FRIEND	<b>32.499</b>	74	BLACK	<b>21.694</b>	14	258	FRIEND	54.210	54.300	0.090
15	4	KILLWORTH	<b>32.658</b>	258	FRIEND	<b>21.711</b>	15	4	KILLWORTH	54.410	54.620	0.210
16	74	BLACK	<b>32.776</b>	4	KILLWORTH	<b>21.752</b>	16	74	BLACK	54.470	54.507	0.037
17	167	SMITH	<b>32.926</b>	67	HARVEY	<b>21.945</b>	17	167	SMITH	54.940	55.080	0.140
18	67	HARVEY	<b>33.023</b>	127	CHAM	<b>21.997</b>	18	67	HARVEY	54.968	55.117	0.149
19	14	BATE	<b>33.063</b>	336	MORGAN	<b>21.999</b>	19	127	CHAM	55.098	55.121	0.023
20	127	CHAM	<b>33.101</b>	93	BOTTO	<b>22.009</b>	20	14	BATE	55.219	55.594	0.375
21	104	GRIFFITHS	<b>33.308</b>	167	SMITH	<b>22.014</b>	21	9	BEDFORD	55.487	55.511	0.024
22	9	BEDFORD	<b>33.348</b>	9	BEDFORD	<b>22.139</b>	22	40	WILKINSON	55.538	55.707	0.169
23	10	LAURIE	<b>33.369</b>	40	WILKINSON	<b>22.141</b>	23	10	LAURIE	55.654	55.654	0.000
24	40	WILKINSON	<b>33.397</b>	14	BATE	<b>22.156</b>	24	336	MORGAN	55.655	55.879	0.224
25	47	BOHANAN	<b>33.513</b>	47	BOHANAN	<b>22.186</b>	25	47	BOHANAN	55.699	55.710	0.011
26	777	HIRST	<b>33.576</b>	10	LAURIE	<b>22.285</b>	26	104	GRIFFITHS	55.707	55.707	0.000
27	336	MORGAN	<b>33.656</b>	777	HIRST	<b>22.368</b>	27	93	BOTTO	55.768	55.927	0.159
28	158	BRENNAN	<b>33.715</b>	104	GRIFFITHS	<b>22.399</b>	28	777	HIRST	55.944	55.944	0.000
29	93	BOTTO	<b>33.759</b>	158	BRENNAN	<b>22.446</b>	29	158	BRENNAN	56.161	56.161	0.000
30	132	KING	<b>34.248</b>	132	KING	<b>22.757</b>	30	132	KING	57.005	57.239	0.234
31	116	FAITH	<b>34.328</b>	116	FAITH	<b>22.781</b>	31	116	FAITH	57.109	57.236	0.127
32	75	SVENSEN	<b>36.808</b>	75	SVENSEN	<b>24.518</b>	32	75	SVENSEN	1:01.326	1:01.326	0.000
33	8	ALBON	<b>37.779</b>	8	ALBON	<b>24.866</b>	33	8	ALBON	1:02.645	1:02.890	0.245

# BMCRC - MRO Championships 2023 - Rnd 8 @ Brands Hatch Indy

## MRO Minitwins & BMCRC Rookie Minitwins

### RACE 13 - STATISTICS

**Competitors Started** 33  
**Planned Start** 2023-10-01 @ 14:20:00.000  
**Actual Start** 2023-10-01 @ 14:36:19.795  
**Finish Time** 2023-10-01 @ 14:45:56.300  
**Track Length** 1.2079mi.  
**Total Laps** 356  
**Total Distance Covered** 430.0286mi.

#### Session Fastest Lap History

NO	CL	NAME	LAP TIME	TIME OF DAY	LAP	VEHICLE
1		David TWYFORD	51.622	14:38:08.338	2	Suzuki SV650

#### Session Leader History

NO	CL	NAME	FROM LAP	LAPS LED	DISTANCE	VEHICLE
1		David TWYFORD	1	11	13.28 miles	Suzuki SV650

#### Flag History

TYPE	TIME OF DAY
GREEN	14:36:19.795
FINISH	14:45:56.300

#### Flag Statistics

TYPE	COUNT	TOTAL LAPS	TOTAL TIME
Green	1	11	10:50.771
Red	0	0	0.000
Safety Car	0	0	0.000
FCY	0	0	0.000

# BMCRC - MRO Championships 2023 - Rnd 8 @ Brands Hatch Indy

## MRO Minitwins & BMCRC Rookie Minitwins

### RACE 13 - STATISTICS

**CLASS :**

22 Starters

#### Fastest Lap History

NO	NAME	LAP TIME	TIME OF DAY	LAP	VEHICLE
1	David TWYFORD	<b>51.622</b>	14:38:08.338	2	Suzuki SV650

#### Leader History

NO	NAME	FROM LAP	LAPS LED	DISTANCE	VEHICLE
1	David TWYFORD	1	11	13.28 miles	Suzuki SV650

# BMCRC - MRO Championships 2023 - Rnd 8 @ Brands Hatch Indy

## MRO Minitwins & BMCRC Rookie Minitwins

### RACE 13 - STATISTICS

CLASS : RMT

11 Starters

#### Fastest Lap History

NO	NAME	LAP TIME	TIME OF DAY	LAP	VEHICLE
94	Jonathan KING	54.415	14:38:14.802	2	Suzuki SV650
94	Jonathan KING	53.743	14:40:03.183	4	Suzuki SV650
94	Jonathan KING	53.368	14:46:22.363	11	Suzuki SV650

#### Leader History

NO	NAME	FROM LAP	LAPS LED	DISTANCE	VEHICLE
94	Jonathan KING	1	9	10.87 miles	Suzuki SV650
15	James SVENSEN	10	1	1.20 miles	Suzuki SV650
94	Jonathan KING	11	1	1.20 miles	Suzuki SV650



# Kawasaki

*Team  
Green*  
**JUNIOR CUP**

## ACU TEAM GREEN JUNIOR CUP & SENIOR NINJA SERIES



BMCRC-MRO Championships - Round 8  
Brands Hatch Indy  
30<sup>th</sup> September / 1<sup>st</sup> October 2023



Timing & Results Provided by Timing Solutions Ltd

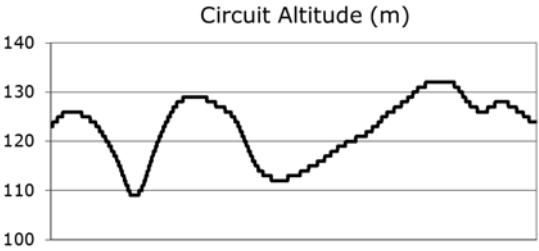
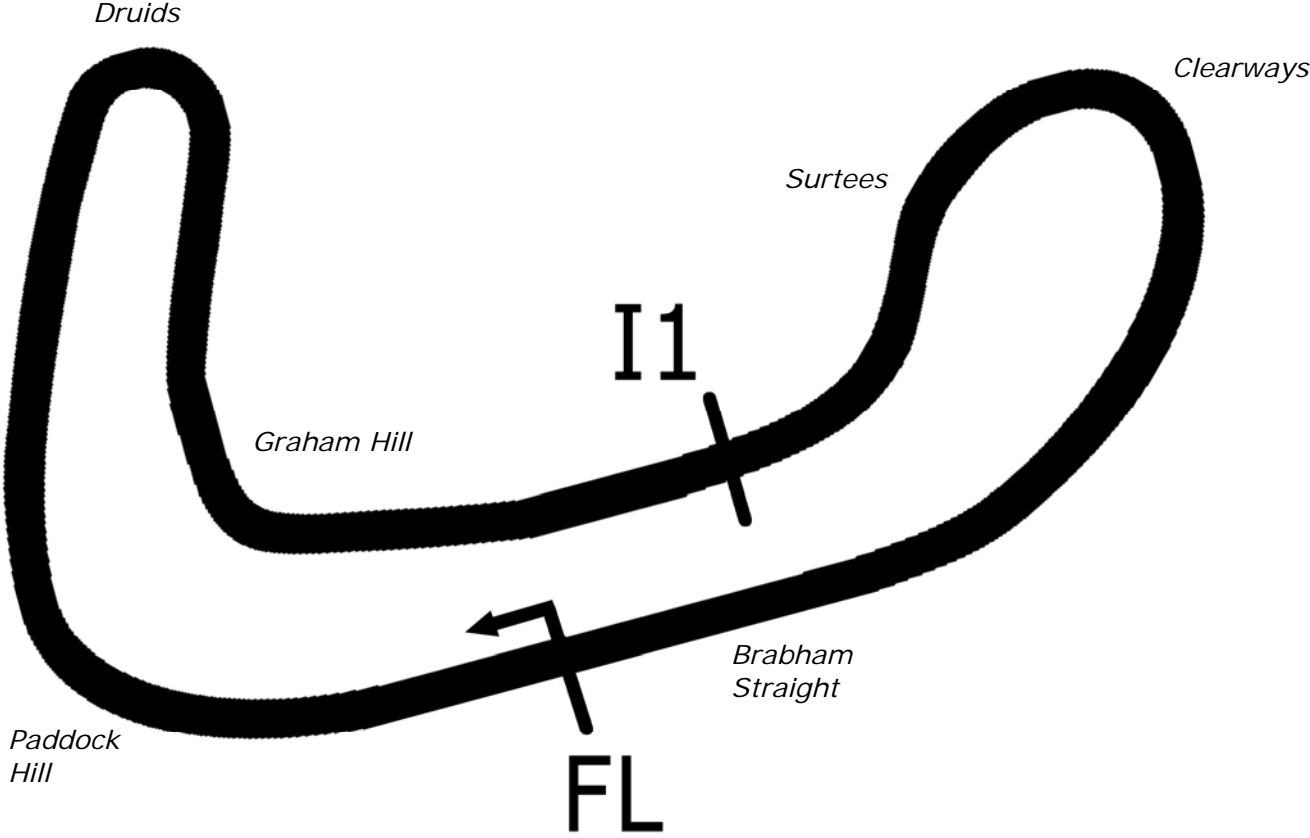
[www.tsl-timing.com](http://www.tsl-timing.com)

# Brands Hatch Indy



SPORTS TIMING

TIMING SOLUTIONS LTD



Length	1.2079 miles	1944.0 m	
FL		51.36032 N	0.26032 E
I1	1112m	51.35934 N	0.25955 E
Pit Entry	1669m	51.35911 N	0.25743 E
Pit Exit	26m after FL	51.36027 N	0.26078 E
Pit Entry–Pit Exit 277m, 16.6s @60kph, 12.4s @80kph			

# BMCRC - MRO Championships 2023 - Rnd 8 @ Brands Hatch Indy



## ACU Team Green Junior Cup & Senior Ninja Series

### QUALIFYING - CLASSIFICATION

# Kawasaki

POS	NO	CL	PIC NAME	ENTRY	TIME	ON	LAPS	GAP	DIFF	MPH
1	35	J	1 Zack WESTON	Kawasaki NINJA 400 - NW Racing	54.878	12	12			79.24
2	191	J	2 Craig DANCE	Kawasaki NINJA 400 - 2 brothers scaffolding	55.050	4	11	0.172	0.172	78.99
3	1	S	1 Phil ATKINSON	Kawasaki NINJA 400 - ROSE MOT/Q Oil Treatments	55.118	11	13	0.240	0.068	78.89
4	65	S	2 Konrad BREESE	Kawasaki NINJA 400 - STIHL Racing	56.261	12	12	1.383	1.143	77.29
5	77	S	3 Joe WHITE	Kawasaki NINJA 400 - Just In Graphics /MZ CONTRAC	56.344	10	12	1.466	0.083	77.17
6	34	S	4 Oliver ARBON	Kawasaki NINJA 400 - tt plumbing and heating	56.513	11	12	1.635	0.169	76.94
7	31	J	3 Robbie PARK	Kawasaki NINJA - Mom	56.577	5	12	1.699	0.064	76.86
8	27	S	5 Ben BROWN	Kawasaki NINJA - Hunts Motorcycles	56.609	12	12	1.731	0.032	76.81
9	18	J	4 George HIGGINS	Kawasaki NINJA 400 - Aztec Racing	56.989	6	12	2.111	0.380	76.30
10	141	J	5 Noah GUILLERY	Kawasaki NINJA 300 - MDM-R	57.186	11	12	2.308	0.197	76.04
11	0	S	6 Ramone HUNTE	Kawasaki NINJA 400 -	57.194	10	12	2.316	0.008	76.03
12	45	J	6 Marley MACKENZIE	Kawasaki NINJA - Kirkcaldy Kawasaki, ELPM	57.195	12	12	2.317	0.001	76.03
13	16	J	7 Aleisha LAYTON	Kawasaki NINJA 300 -	57.289	7	12	2.411	0.094	75.90
14	47	S	7 Daryl DANCE	Kawasaki NINJA 300 -	57.470	6	11	2.592	0.181	75.66
15	11	J	8 Freddie BATE	Kawasaki NINJA 300 - hartjay	57.489	8	10	2.611	0.019	75.64
16	10	S	8 Mike BRUNSDON	Kawasaki NINJA 400 - Parts Europe	57.723	10	12	2.845	0.234	75.33
17	7	J	9 Travis ROOKER	Kawasaki NINJA 400 -	57.790	7	12	2.912	0.067	75.24
18	400	S	9 Stuart THURTL	Kawasaki NINJA 400 - TeamTortoise Racing	59.277	10	12	4.399	1.487	73.36
19	12	J	10 Kees RAMSEY	Kawasaki NINJA 400 -	59.540	10	11	4.662	0.263	73.03
20	87	J	11 Sam ATKINSON	Kawasaki NINJA 300 - Major Heat	1:00.493	6	11	5.615	0.953	71.88
21	54	S	10 Ben SCOTT	Kawasaki NINJA 250 - GI Landscapes VampTech	1:00.601	7	10	5.723	0.108	71.75
22	4	S	11 Nigel FRANKLIN	Kawasaki NINJA - Jane Franklin	1:01.338	4	10	6.460	0.737	70.89
23	33	J	12 Patrick KLINGE	Kawasaki NINJA 300 - Klingklong Racing	1:03.583	10	11	8.705	2.245	68.39

Weather / Track : Cloudy / Dry

These results are provisional until the conclusion of any judicial and technical matters.

Brands Hatch Indy: 1.2079 miles  
Date: 30/09/2023 Start: 11:13 Finish: 11:25

Clerk Of Course :	Stewards :	Timekeeper : <i>Craig Smith</i>
-------------------	------------	------------------------------------

Results can be found at [www.tsl-timing.com](http://www.tsl-timing.com)

Printed - 11:31 Saturday, 30 September 2023



# BMCRC - MRO Championships 2023 - Rnd 8 @ Brands Hatch Indy

## ACU Team Green Junior Cup & Senior Ninja Series

### QUALIFYING - SECTOR ANALYSIS



SECTOR 1 = FL to I1, SECTOR 2 = I1 to FL, DIFF = Difference To Personal Best Lap, P = Crossed Finish Line in Pit Lane, D = Time Disallowed

P1		35 J		Zack WESTON		Kawasaki NINJA 400 - NW Racing	
IDEAL LAP TIME : 54.818		BEST LAP TIME : 54.878		DIFFERENCE : 0.060			
LAP	SECTOR 1	SECTOR 2	LAP TIME	MPH	DIFF	TIME OF DAY	
1 -	OUTLAP	23.679	1:01.549	70.65	6.671	11:16:19.666	
2 -	34.120	22.447	56.567	76.87	1.689	11:17:16.233	
3 -	33.939	22.901	56.840	76.50	1.962	11:18:13.073	
4 -	33.103	22.309	55.412	78.47	0.534	11:19:08.485	
5 -	32.997	22.289	55.286	78.65	0.408	11:20:03.771	
6 -	33.090	22.277	55.367	78.54	0.489	11:20:59.138	
7 -	33.684	22.542	56.226	77.34	1.348	11:21:55.364	
8 -	32.688	22.344	55.032 (3)	79.01	0.154	11:22:50.396	
9 -	32.713	22.713	55.426	78.45	0.548	11:23:45.822	
10 -	32.812	22.203	55.015 (2)	79.04	0.137	11:24:40.837	
11 -	32.899	<b>22.188</b>	55.087	78.94	0.209	11:25:35.924	
12 -	<b>32.630</b>	22.248	<b>54.878 (1)</b>	<b>79.24</b>		<b>11:26:30.802</b>	

P2		191 J		Craig DANCE		Kawasaki NINJA 400 - 2 brothers scaffolding	
IDEAL LAP TIME : 54.828		BEST LAP TIME : 55.050		DIFFERENCE : 0.222			
LAP	SECTOR 1	SECTOR 2	LAP TIME	MPH	DIFF	TIME OF DAY	
1 -	OUTLAP	23.569	1:01.924	70.22	6.874	11:16:42.705	
2 -	33.399	23.316	56.715	76.67	1.665	11:17:39.420	
3 -	33.069	22.361	55.430	78.45	0.380	11:18:34.850	
4 -	<b>32.579</b>	22.471	<b>55.050 (1)</b>	<b>78.99</b>		<b>11:19:29.900</b>	
5 -	33.749	22.685	56.434	77.05	1.384	11:20:26.334	
6 -	33.042	<b>22.249</b>	55.291	78.64	0.241	11:21:21.625	
7 -	33.096	22.796	55.892	77.80	0.842	11:22:17.517	
8 -	32.736	22.487	55.223 (3)	78.74	0.173	11:23:12.740	
9 -	32.813	22.322	55.135 (2)	78.87	0.085	11:24:07.875	
10 -	33.108	22.575	55.683	78.09	0.633	11:25:03.558	
11 -	33.465	22.639	56.104	77.50	1.054	11:25:59.662	

P3		1 S		Phil ATKINSON		Kawasaki NINJA 400 - ROSE MOT/Q Oil Treatments	
IDEAL LAP TIME : 55.004		BEST LAP TIME : 55.118		DIFFERENCE : 0.114			
LAP	SECTOR 1	SECTOR 2	LAP TIME	MPH	DIFF	TIME OF DAY	
1 -	37.419	23.895	1:01.314	70.92	6.196	11:15:22.860	
2 -	34.396	22.760	57.156	76.08	2.038	11:16:20.016	
3 -	33.968	22.460	56.428	77.06	1.310	11:17:16.444	
4 -	33.860	22.668	56.528	76.92	1.410	11:18:12.972	
5 -	33.060	22.490	55.550	78.28	0.432	11:19:08.522	
6 -	33.306	22.276	55.582	78.23	0.464	11:20:04.104	
7 -	33.083	<b>22.199</b>	55.282 (2)	78.66	0.164	11:20:59.386	
8 -	33.269	22.557	55.826	77.89	0.708	11:21:55.212	
9 -	32.957	22.502	55.459 (3)	78.41	0.341	11:22:50.671	
10 -	32.897	22.732	55.629	78.17	0.511	11:23:46.300	
11 -	<b>32.805</b>	22.313	<b>55.118 (1)</b>	<b>78.89</b>		<b>11:24:41.418</b>	
12 -	33.721	22.726	56.447	77.03	1.329	11:25:37.865	
13 -	33.293	22.514	55.807	77.92	0.689	11:26:33.672	

# BMCRC - MRO Championships 2023 - Rnd 8 @ Brands Hatch Indy

## ACU Team Green Junior Cup & Senior Ninja Series

### QUALIFYING - SECTOR ANALYSIS



SECTOR 1 = FL to I1, SECTOR 2 = I1 to FL, DIFF = Difference To Personal Best Lap, P = Crossed Finish Line in Pit Lane, D = Time Disallowed

P4 65 S Konrad BREESE		Kawasaki NINJA 400 - STIHL Racing				
IDEAL LAP TIME : 56.072		BEST LAP TIME : 56.261		DIFFERENCE : 0.189		
LAP	SECTOR 1	SECTOR 2	LAP TIME	MPH	DIFF	TIME OF DAY
1 -	OUTLAP	25.248	1:07.051	64.85	10.790	11:16:19.811
2 -	35.159	23.224	58.383	74.48	2.122	11:17:18.194
3 -	34.550	23.057	57.607	75.48	1.346	11:18:15.801
4 -	34.001	23.073	57.074	76.19	0.813	11:19:12.875
5 -	33.615	22.909	56.524 (3)	76.93	0.263	11:20:09.399
6 -	33.911	<b>22.675</b>	56.586	76.84	0.325	11:21:05.985
7 -	33.662	23.025	56.687	76.71	0.426	11:22:02.672
8 -	<b>33.397</b>	22.911	56.308 (2)	77.22	0.047	11:22:58.980
9 -	33.877	22.821	56.698	76.69	0.437	11:23:55.678
10 -	34.398	23.504	57.902	75.10	1.641	11:24:53.580
11 -	33.698	22.879	56.577	76.86	0.316	11:25:50.157
12 -	33.521	22.740	<b>56.261 (1)</b>	<b>77.29</b>		<b>11:26:46.418</b>

P5 77 S Joe WHITE		Kawasaki NINJA 400 - Just In Graphics /MZ CONTRACTS/ Silver				
IDEAL LAP TIME : 56.295		BEST LAP TIME : 56.344		DIFFERENCE : 0.049		
LAP	SECTOR 1	SECTOR 2	LAP TIME	MPH	DIFF	TIME OF DAY
1 -	36.934	24.080	1:01.014	71.27	4.670	11:15:31.151
2 -	35.135	23.464	58.599	74.20	2.255	11:16:29.750
3 -	34.713	23.197	57.910	75.09	1.566	11:17:27.660
4 -	34.335	23.406	57.741	75.31	1.397	11:18:25.401
5 -	34.738	22.978	57.716	75.34	1.372	11:19:23.117
6 -	34.323	22.810	57.133	76.11	0.789	11:20:20.250
7 -	34.828	22.849	57.677	75.39	1.333	11:21:17.927
8 -	34.009	22.656	56.665 (3)	76.74	0.321	11:22:14.592
9 -	33.900	22.878	56.778	76.58	0.434	11:23:11.370
10 -	<b>33.664</b>	22.680	<b>56.344 (1)</b>	<b>77.17</b>		<b>11:24:07.714</b>
11 -	34.172	22.847	57.019	76.26	0.675	11:25:04.733
12 -	33.949	<b>22.631</b>	56.580 (2)	76.85	0.236	11:26:01.313

P6 34 S Oliver ARBON		Kawasaki NINJA 400 - tt plumbing and heating				
IDEAL LAP TIME : 56.439		BEST LAP TIME : 56.513		DIFFERENCE : 0.074		
LAP	SECTOR 1	SECTOR 2	LAP TIME	MPH	DIFF	TIME OF DAY
1 -	37.725	24.819	1:02.544	69.52	6.031	11:15:30.938
2 -	35.171	23.355	58.526	74.30	2.013	11:16:29.464
3 -	34.763	23.312	58.075	74.87	1.562	11:17:27.539
4 -	34.374	23.200	57.574	75.53	1.061	11:18:25.113
5 -	33.878	22.951	56.829	76.52	0.316	11:19:21.942
6 -	34.372	23.113	57.485	75.64	0.972	11:20:19.427
7 -	33.849	22.856	56.705 (2)	76.68	0.192	11:21:16.132
8 -	<b>33.784</b>	22.993	56.777 (3)	76.59	0.264	11:22:12.909
9 -	33.899	22.905	56.804	76.55	0.291	11:23:09.713
10 -	34.468	22.782	57.250	75.95	0.737	11:24:06.963
11 -	33.858	<b>22.655</b>	<b>56.513 (1)</b>	<b>76.94</b>		<b>11:25:03.476</b>
12 -	34.138	22.891	57.029	76.25	0.516	11:26:00.505

# BMCRC - MRO Championships 2023 - Rnd 8 @ Brands Hatch Indy

## ACU Team Green Junior Cup & Senior Ninja Series

### QUALIFYING - SECTOR ANALYSIS



SECTOR 1 = FL to I1, SECTOR 2 = I1 to FL, DIFF = Difference To Personal Best Lap, P = Crossed Finish Line in Pit Lane, D = Time Disallowed

<b>P7 31 J Robbie PARK</b>		Kawasaki NINJA - Mom				
IDEAL LAP TIME : 56.577		BEST LAP TIME : 56.577		DIFFERENCE : 0.000		
LAP	SECTOR 1	SECTOR 2	LAP TIME	MPH	DIFF	TIME OF DAY
1 -	37.145	24.851	1:01.996	70.14	5.419	11:15:31.107
2 -	35.580	23.616	59.196	73.46	2.619	11:16:30.303
3 -	34.410	23.675	58.085	74.86	1.508	11:17:28.388
4 -	34.013	23.413	57.426	75.72	0.849	11:18:25.814
<b>5 -</b>	<b>33.858</b>	<b>22.719</b>	<b>56.577 (1)</b>	<b>76.86</b>		<b>11:19:22.391</b>
6 -	34.297	23.083	57.380	75.78	0.803	11:20:19.771
7 -	34.062	22.820	56.882 (3)	76.44	0.305	11:21:16.653
8 -	33.984	23.083	57.067	76.20	0.490	11:22:13.720
9 -	34.059	23.039	57.098	76.16	0.521	11:23:10.818
10 -	33.890	22.816	56.706 (2)	76.68	0.129	11:24:07.524
11 -	34.593	23.735	58.328	74.55	1.751	11:25:05.852
12 -	34.445	23.181	57.626	75.46	1.049	11:26:03.478

<b>P8 27 S Ben BROWN</b>		Kawasaki NINJA - Hunts Motorcycles				
IDEAL LAP TIME : 56.410		BEST LAP TIME : 56.609		DIFFERENCE : 0.199		
LAP	SECTOR 1	SECTOR 2	LAP TIME	MPH	DIFF	TIME OF DAY
1 -	38.049	24.578	1:02.627	69.43	6.018	11:15:31.155
2 -	35.532	23.682	59.214	73.43	2.605	11:16:30.369
3 -	34.490	23.189	57.679	75.39	1.070	11:17:28.048
4 -	34.141	23.130	57.271	75.93	0.662	11:18:25.319
5 -	34.219	<b>22.561</b>	56.780 (3)	76.58	0.171	11:19:22.099
6 -	34.464	22.987	57.451	75.69	0.842	11:20:19.550
7 -	34.080	22.725	56.805	76.55	0.196	11:21:16.355
8 -	34.212	22.925	57.137	76.10	0.528	11:22:13.492
9 -	34.121	22.832	56.953	76.35	0.344	11:23:10.445
10 -	34.059	22.643	56.702 (2)	76.69	0.093	11:24:07.147
11 -	34.262	22.587	56.849	76.49	0.240	11:25:03.996
<b>12 -</b>	<b>33.849</b>	22.760	<b>56.609 (1)</b>	<b>76.81</b>		<b>11:26:00.605</b>

<b>P9 18 J George HIGGINS</b>		Kawasaki NINJA 400 - Aztec Racing				
IDEAL LAP TIME : 56.968		BEST LAP TIME : 56.989		DIFFERENCE : 0.021		
LAP	SECTOR 1	SECTOR 2	LAP TIME	MPH	DIFF	TIME OF DAY
1 -	36.783	24.220	1:01.003	71.28	4.014	11:15:31.551
2 -	36.213	24.063	1:00.276	72.14	3.287	11:16:31.827
3 -	34.927	23.930	58.857	73.88	1.868	11:17:30.684
4 -	34.959	23.211	58.170	74.75	1.181	11:18:28.854
5 -	34.807	23.052	57.859	75.15	0.870	11:19:26.713
<b>6 -</b>	34.018	<b>22.971</b>	<b>56.989 (1)</b>	<b>76.30</b>		<b>11:20:23.702</b>
7 -	34.041	23.618	57.659	75.41	0.670	11:21:21.361
8 -	<b>33.997</b>	23.420	57.417 (3)	75.73	0.428	11:22:18.778
9 -	34.112	23.166	57.278 (2)	75.92	0.289	11:23:16.056
10 -	34.596	23.353	57.949	75.04	0.960	11:24:14.005
11 -	34.030	23.493	57.523	75.59	0.534	11:25:11.528
12 -	34.360	23.105	57.465	75.67	0.476	11:26:08.993

# BMCRC - MRO Championships 2023 - Rnd 8 @ Brands Hatch Indy

## ACU Team Green Junior Cup & Senior Ninja Series

### QUALIFYING - SECTOR ANALYSIS



SECTOR 1 = FL to I1, SECTOR 2 = I1 to FL, DIFF = Difference To Personal Best Lap, P = Crossed Finish Line in Pit Lane, D = Time Disallowed

P10 141 J		Noah GUILLERY		Kawasaki NINJA 300 - MDM-R			
IDEAL LAP TIME : 56.905		BEST LAP TIME : 57.186		DIFFERENCE : 0.281			
LAP	SECTOR 1	SECTOR 2	LAP TIME	MPH	DIFF	TIME OF DAY	
1 -	37.719	23.961	1:01.680	70.50	4.494	11:15:31.331	
2 -	36.505	23.882	1:00.387	72.01	3.201	11:16:31.718	
3 -	35.091	23.302	58.393	74.47	1.207	11:17:30.111	
4 -	34.627	23.237	57.864	75.15	0.678	11:18:27.975	
5 -	35.188	23.136	58.324	74.55	1.138	11:19:26.299	
6 -	35.131	<b>22.705</b>	57.836	75.18	0.650	11:20:24.135	
7 -	34.540	22.963	57.503	75.62	0.317	11:21:21.638	
8 -	35.101	22.740	57.841	75.18	0.655	11:22:19.479	
9 -	34.373	22.885	57.258 (2)	75.94	0.072	11:23:16.737	
10 -	34.599	22.856	57.455	75.68	0.269	11:24:14.192	
11 -	<b>34.200</b>	22.986	<b>57.186 (1)</b>	<b>76.04</b>		<b>11:25:11.378</b>	
12 -	34.645	22.791	57.436 (3)	75.71	0.250	11:26:08.814	

P11 0 S		Ramone HUNTE		Kawasaki NINJA 400 -			
IDEAL LAP TIME : 57.194		BEST LAP TIME : 57.194		DIFFERENCE : 0.000			
LAP	SECTOR 1	SECTOR 2	LAP TIME	MPH	DIFF	TIME OF DAY	
1 -	37.822	24.131	1:01.953	70.19	4.759	11:15:51.716	
2 -	36.033	23.503	59.536	73.04	2.342	11:16:51.252	
3 -	35.619	23.311	58.930	73.79	1.736	11:17:50.182	
4 -	34.833	23.761	58.594	74.21	1.400	11:18:48.776	
5 -	34.654	23.725	58.379	74.48	1.185	11:19:47.155	
6 -	34.895	23.609	58.504	74.33	1.310	11:20:45.659	
7 -	35.524	23.152	58.676	74.11	1.482	11:21:44.335	
8 -	35.031	23.027	58.058	74.90	0.864	11:22:42.393	
9 -	34.780	22.814	57.594 (2)	75.50	0.400	11:23:39.987	
10 -	<b>34.394</b>	<b>22.800</b>	<b>57.194 (1)</b>	<b>76.03</b>		<b>11:24:37.181</b>	
11 -	34.571	23.071	57.642 (3)	75.44	0.448	11:25:34.823	
12 -	34.647	23.150	57.797	75.23	0.603	11:26:32.620	

P12 45 J		Marley MACKENZIE		Kawasaki NINJA - Kirkcaldy Kawasaki, ELPM			
IDEAL LAP TIME : 57.195		BEST LAP TIME : 57.195		DIFFERENCE : 0.000			
LAP	SECTOR 1	SECTOR 2	LAP TIME	MPH	DIFF	TIME OF DAY	
1 -	39.430	25.092	1:04.522	67.39	7.327	11:15:31.022	
2 -	36.602	23.855	1:00.457	71.92	3.262	11:16:31.479	
3 -	35.050	23.873	58.923	73.80	1.728	11:17:30.402	
4 -	35.011	23.291	58.302	74.58	1.107	11:18:28.704	
5 -	35.283	23.477	58.760	74.00	1.565	11:19:27.464	
6 -	34.450	23.237	57.687	75.38	0.492	11:20:25.151	
7 -	34.779	23.278	58.057	74.90	0.862	11:21:23.208	
8 -	35.233	23.461	58.694	74.08	1.499	11:22:21.902	
9 -	34.329	23.492	57.821	75.20	0.626	11:23:19.723	
10 -	34.316	23.184	57.500 (3)	75.62	0.305	11:24:17.223	
11 -	34.224	23.245	57.469 (2)	75.66	0.274	11:25:14.692	
12 -	<b>34.131</b>	<b>23.064</b>	<b>57.195 (1)</b>	<b>76.03</b>		<b>11:26:11.887</b>	

# BMCRC - MRO Championships 2023 - Rnd 8 @ Brands Hatch Indy

## ACU Team Green Junior Cup & Senior Ninja Series

### QUALIFYING - SECTOR ANALYSIS



SECTOR 1 = FL to I1, SECTOR 2 = I1 to FL, DIFF = Difference To Personal Best Lap, P = Crossed Finish Line in Pit Lane, D = Time Disallowed

P13 16 J		Aleisha LAYTON		Kawasaki NINJA 300 -			
IDEAL LAP TIME : 57.289		BEST LAP TIME : 57.289		DIFFERENCE : 0.000			
LAP	SECTOR 1	SECTOR 2	LAP TIME	MPH	DIFF	TIME OF DAY	
1 -	38.111	23.994	1:02.105	70.02	4.816	11:15:32.500	
2 -	35.672	23.569	59.241	73.40	1.952	11:16:31.741	
3 -	35.843	23.292	59.135	73.53	1.846	11:17:30.876	
4 -	35.474	22.952	58.426	74.42	1.137	11:18:29.302	
5 -	35.280	23.126	58.406	74.45	1.117	11:19:27.708	
6 -	35.627	23.213	58.840	73.90	1.551	11:20:26.548	
7 -	<b>34.496</b>	<b>22.793</b>	<b>57.289 (1)</b>	<b>75.90</b>		<b>11:21:23.837</b>	
8 -	35.873	24.085	59.958	72.52	2.669	11:22:23.795	
9 -	34.966	23.078	58.044	74.91	0.755	11:23:21.839	
10 -	34.712	23.218	57.930	75.06	0.641	11:24:19.769	
11 -	34.668	22.794	57.462 (2)	75.67	0.173	11:25:17.231	
12 -	34.785	23.086	57.871 (3)	75.14	0.582	11:26:15.102	

P14 47 S		Daryl DANCE		Kawasaki NINJA 300 -			
IDEAL LAP TIME : 57.413		BEST LAP TIME : 57.470		DIFFERENCE : 0.057			
LAP	SECTOR 1	SECTOR 2	LAP TIME	MPH	DIFF	TIME OF DAY	
1 -	OUTLAP	23.725	1:01.803	70.36	4.333	11:16:32.850	
2 -	34.433	23.699	58.132	74.80	0.662	11:17:30.982	
3 -	35.049	23.118	58.167	74.76	0.697	11:18:29.149	
4 -	34.651	23.579	58.230	74.67	0.760	11:19:27.379	
5 -	<b>34.345</b>	23.376	57.721 (2)	75.33	0.251	11:20:25.100	
6 -	34.402	<b>23.068</b>	<b>57.470 (1)</b>	<b>75.66</b>		<b>11:21:22.570</b>	
7 -	36.645	23.228	59.873	72.63	2.403	11:22:22.443	
8 -	34.534	23.208	57.742 (3)	75.31	0.272	11:23:20.185	
9 -	34.423	23.517	57.940	75.05	0.470	11:24:18.125	
10 -	34.592	23.316	57.908	75.09	0.438	11:25:16.033	
11 -	34.733	23.471	58.204	74.71	0.734	11:26:14.237	

P15 11 J		Freddie BATE		Kawasaki NINJA 300 - hartjay			
IDEAL LAP TIME : 57.456		BEST LAP TIME : 57.489		DIFFERENCE : 0.033			
LAP	SECTOR 1	SECTOR 2	LAP TIME	MPH	DIFF	TIME OF DAY	
1 -	OUTLAP	24.291	1:04.960	66.94	7.471	11:17:20.408	
2 -	35.219	23.402	58.621	74.18	1.132	11:18:19.029	
3 -	34.949	24.076	59.025	73.67	1.536	11:19:18.054	
4 -	35.177	24.148	59.325	73.30	1.836	11:20:17.379	
5 -	35.268	23.618	58.886	73.84	1.397	11:21:16.265	
6 -	34.947	<b>23.254</b>	58.201 (3)	74.71	0.712	11:22:14.466	
7 -	34.408	23.320	57.728 (2)	75.32	0.239	11:23:12.194	
8 -	<b>34.202</b>	23.287	<b>57.489 (1)</b>	<b>75.64</b>		<b>11:24:09.683</b>	
9 -	36.511	23.598	1:00.109	72.34	2.620	11:25:09.792	
10 -	35.439	23.636	59.075	73.61	1.586	11:26:08.867	

P16 10 S		Mike BRUNSDON		Kawasaki NINJA 400 - Parts Europe			
IDEAL LAP TIME : 57.723		BEST LAP TIME : 57.723		DIFFERENCE : 0.000			
LAP	SECTOR 1	SECTOR 2	LAP TIME	MPH	DIFF	TIME OF DAY	
1 -	38.757	25.793	1:04.550	67.36	6.827	11:15:42.214	
2 -	36.481	24.162	1:00.643	71.70	2.920	11:16:42.857	
3 -	36.763	24.945	1:01.708	70.47	3.985	11:17:44.565	
4 -	35.866	24.011	59.877	72.62	2.154	11:18:44.442	
5 -	36.328	23.791	1:00.119	72.33	2.396	11:19:44.561	
6 -	35.669	23.626	59.295	73.33	1.572	11:20:43.856	
7 -	35.219	23.588	58.807	73.94	1.084	11:21:42.663	
8 -	34.881	23.469	58.350	74.52	0.627	11:22:41.013	
9 -	34.655	23.359	58.014 (3)	74.95	0.291	11:23:39.027	
10 -	<b>34.517</b>	<b>23.206</b>	<b>57.723 (1)</b>	<b>75.33</b>		<b>11:24:36.750</b>	
11 -	34.603	<b>23.206</b>	57.809 (2)	75.22	0.086	11:25:34.559	
12 -	35.110	23.780	58.890	73.84	1.167	11:26:33.449	



# BMCRC - MRO Championships 2023 - Rnd 8 @ Brands Hatch Indy

## ACU Team Green Junior Cup & Senior Ninja Series

### QUALIFYING - SECTOR ANALYSIS



SECTOR 1 = FL to I1, SECTOR 2 = I1 to FL, DIFF = Difference To Personal Best Lap, P = Crossed Finish Line in Pit Lane, D = Time Disallowed

P17 7 J		Travis ROOKER		Kawasaki NINJA 400 -			
IDEAL LAP TIME : 57.614		BEST LAP TIME : 57.790		DIFFERENCE : 0.176			
LAP	SECTOR 1	SECTOR 2	LAP TIME	MPH	DIFF	TIME OF DAY	
1 -	39.317	25.239	1:04.556	67.36	6.766	11:15:30.482	
2 -	36.600	23.936	1:00.536	71.83	2.746	11:16:31.018	
3 -	35.324	23.684	59.008	73.69	1.218	11:17:30.026	
4 -	36.376	24.193	1:00.569	71.79	2.779	11:18:30.595	
5 -	35.108	23.558	58.666	74.12	0.876	11:19:29.261	
6 -	34.684	23.406	58.090 (2)	74.85	0.300	11:20:27.351	
7 -	34.405	23.385	<b>57.790 (1)</b>	<b>75.24</b>		<b>11:21:25.141</b>	
8 -	35.740	23.884	59.624	72.93	1.834	11:22:24.765	
9 -	35.211	<b>23.222</b>	58.433 (3)	74.42	0.643	11:23:23.198	
10 -	<b>34.392</b>	26.180	1:00.572	71.79	2.782	11:24:23.770	
11 -	39.497	25.913	1:05.410	66.48	7.620	11:25:29.180	
12 -	35.210	23.440	58.650	74.14	0.860	11:26:27.830	

P18 400 S		Stuart THURTLÉ		Kawasaki NINJA 400 - TeamTortoise Racing			
IDEAL LAP TIME : 59.238		BEST LAP TIME : 59.277		DIFFERENCE : 0.039			
LAP	SECTOR 1	SECTOR 2	LAP TIME	MPH	DIFF	TIME OF DAY	
1 -	39.272	25.269	1:04.541	67.37	5.264	11:15:37.113	
2 -	37.568	24.188	1:01.756	70.41	2.479	11:16:38.869	
3 -	37.059	24.645	1:01.704	70.47	2.427	11:17:40.573	
4 -	37.628	24.562	1:02.190	69.92	2.913	11:18:42.763	
5 -	37.448	24.063	1:01.511	70.69	2.234	11:19:44.274	
6 -	37.024	23.904	1:00.928	71.37	1.651	11:20:45.202	
7 -	36.950	<b>23.496</b>	1:00.446	71.94	1.169	11:21:45.648	
8 -	36.866	23.772	1:00.638	71.71	1.361	11:22:46.286	
9 -	36.493	23.886	1:00.379	72.02	1.102	11:23:46.665	
10 -	<b>35.742</b>	23.535	<b>59.277 (1)</b>	<b>73.36</b>		<b>11:24:45.942</b>	
11 -	36.188	23.588	59.776 (2)	72.74	0.499	11:25:45.718	
12 -	36.115	23.900	1:00.015 (3)	72.45	0.738	11:26:45.733	

P19 12 J		Kees RAMSEY		Kawasaki NINJA 400 -			
IDEAL LAP TIME : 59.540		BEST LAP TIME : 59.540		DIFFERENCE : 0.000			
LAP	SECTOR 1	SECTOR 2	LAP TIME	MPH	DIFF	TIME OF DAY	
1 -	OUTLAP	25.259	1:08.696	63.30	9.156	11:16:37.447	
2 -	38.060	24.907	1:02.967	69.06	3.427	11:17:40.414	
3 -	37.590	24.586	1:02.176	69.94	2.636	11:18:42.590	
4 -	37.225	24.097	1:01.322	70.91	1.782	11:19:43.912	
5 -	37.076	24.358	1:01.434	70.78	1.894	11:20:45.346	
6 -	36.145	23.921	1:00.066	72.39	0.526	11:21:45.412	
7 -	36.447	24.083	1:00.530	71.84	0.990	11:22:45.942	
8 -	35.995	23.976	59.971 (3)	72.51	0.431	11:23:45.913	
9 -	35.935	23.846	59.781 (2)	72.74	0.241	11:24:45.694	
10 -	<b>35.854</b>	<b>23.686</b>	<b>59.540 (1)</b>	<b>73.03</b>		<b>11:25:45.234</b>	
11 -	35.885	24.093	59.978	72.50	0.438	11:26:45.212	

P20 87 J		Sam ATKINSON		Kawasaki NINJA 300 - Major Heat			
IDEAL LAP TIME : 1:00.403		BEST LAP TIME : 1:00.493		DIFFERENCE : 0.090			
LAP	SECTOR 1	SECTOR 2	LAP TIME	MPH	DIFF	TIME OF DAY	
1 -	40.417	26.265	1:06.682	65.21	6.189	11:15:42.297	
2 -	38.140	25.015	1:03.155	68.85	2.662	11:16:45.452	
3 -	37.589	24.619	1:02.208	69.90	1.715	11:17:47.660	
4 -	36.948	24.680	1:01.628	70.56	1.135	11:18:49.288	
5 -	36.807	24.102	1:00.909	71.39	0.416	11:19:50.197	
6 -	<b>36.425</b>	24.068	<b>1:00.493 (1)</b>	<b>71.88</b>		<b>11:20:50.690</b>	
7 -	36.455	24.170	1:00.625	71.72	0.132	11:21:51.315	
8 -	36.815	24.076	1:00.891	71.41	0.398	11:22:52.206	
9 -	36.510	24.113	1:00.623 (3)	71.73	0.130	11:23:52.829	
10 -	36.564	<b>23.978</b>	1:00.542 (2)	71.82	0.049	11:24:53.371	
11 -	37.345	24.716	1:02.061	70.06	1.568	11:25:55.432	

# BMCRC - MRO Championships 2023 - Rnd 8 @ Brands Hatch Indy

## ACU Team Green Junior Cup & Senior Ninja Series

### QUALIFYING - SECTOR ANALYSIS



SECTOR 1 = FL to I1, SECTOR 2 = I1 to FL, DIFF = Difference To Personal Best Lap, P = Crossed Finish Line in Pit Lane, D = Time Disallowed

<b>P21 54 S Ben SCOTT</b>		Kawasaki NINJA 250 - GI Landscapes VampTech				
IDEAL LAP TIME : 1:00.601		BEST LAP TIME : 1:00.601		DIFFERENCE : 0.000		
LAP	SECTOR 1	SECTOR 2	LAP TIME	MPH	DIFF	TIME OF DAY
1 -	41.779	26.538	1:08.317	63.65	7.716	11:15:36.965
2 -	39.082	25.500	1:04.582	67.33	3.981	11:16:41.547
3 -	37.762	25.086	1:02.848	69.19	2.247	11:17:44.395
4 -	37.045	24.687	1:01.732	70.44	1.131	11:18:46.127
5 -	36.897	24.701	1:01.598	70.59	0.997	11:19:47.725
6 -	36.974	24.494	1:01.468	70.74	0.867	11:20:49.193
<b>7 -</b>	<b>36.328</b>	<b>24.273</b>	<b>1:00.601 (1)</b>	<b>71.75</b>		<b>11:21:49.794</b>
8 -	36.408	24.384	1:00.792 (2)	71.53	0.191	11:22:50.586
9 -	36.880	24.747	1:01.627	70.56	1.026	11:23:52.213
10 -	36.554	24.308	1:00.862 (3)	71.45	0.261	11:24:53.075

<b>P22 4 S Nigel FRANKLIN</b>		Kawasaki NINJA - Jane Franklin				
IDEAL LAP TIME : 1:01.088		BEST LAP TIME : 1:01.338		DIFFERENCE : 0.250		
LAP	SECTOR 1	SECTOR 2	LAP TIME	MPH	DIFF	TIME OF DAY
1 -	OUTLAP	25.698	1:07.786	64.15	6.448	11:17:12.354
2 -	38.449	25.172	1:03.621	68.35	2.283	11:18:15.975
3 -	37.555	24.775	1:02.330	69.76	0.992	11:19:18.305
<b>4 -</b>	<b>36.789</b>	24.549	<b>1:01.338 (1)</b>	<b>70.89</b>		<b>11:20:19.643</b>
5 -	36.996	24.812	1:01.808 (3)	70.35	0.470	11:21:21.451
6 -	37.922	24.737	1:02.659	69.40	1.321	11:22:24.110
7 -	37.551	25.325	1:02.876	69.16	1.538	11:23:26.986
8 -	37.324	24.660	1:01.984	70.15	0.646	11:24:28.970
9 -	37.824	24.910	1:02.734	69.31	1.396	11:25:31.704
10 -	37.233	<b>24.299</b>	1:01.532 (2)	70.67	0.194	11:26:33.236

<b>P23 33 J Patrick KLINGE</b>		Kawasaki NINJA 300 - Klingklong Racing				
IDEAL LAP TIME : 1:03.583		BEST LAP TIME : 1:03.583		DIFFERENCE : 0.000		
LAP	SECTOR 1	SECTOR 2	LAP TIME	MPH	DIFF	TIME OF DAY
1 -	44.678	26.950	1:11.628	60.71	8.045	11:15:55.405
2 -	41.020	26.139	1:07.159	64.75	3.576	11:17:02.564
3 -	39.691	26.278	1:05.969	65.91	2.386	11:18:08.533
4 -	39.259	25.355	1:04.614	67.30	1.031	11:19:13.147
5 -	38.900	25.689	1:04.589 (3)	67.32	1.006	11:20:17.736
6 -	38.450	25.277	1:03.727 (2)	68.23	0.144	11:21:21.463
7 -	39.693	25.957	1:05.650	66.23	2.067	11:22:27.113
8 -	39.583	25.486	1:05.069	66.83	1.486	11:23:32.182
9 -	39.045	25.784	1:04.829	67.07	1.246	11:24:37.011
<b>10 -</b>	<b>38.395</b>	<b>25.188</b>	<b>1:03.583 (1)</b>	<b>68.39</b>		<b>11:25:40.594</b>
11 -	39.380	25.344	1:04.724	67.18	1.141	11:26:45.318

# BMCRC - MRO Championships 2023 - Rnd 8 @ Brands Hatch Indy

## ACU Team Green Junior Cup & Senior Ninja Series

### QUALIFYING - BEST SECTORS

SECTOR 1				SECTOR 2				IDEAL / BEST COMPARISON				
POS	NO	NAME	TIME	NO	NAME	TIME	POS	NO	NAME	IDEAL	BEST	DIFF
									<b>PERFECT LAP</b>	<b>54.767</b>		
1	191	DANCE	<b>32.579</b>	35	WESTON	<b>22.188</b>	1	35	WESTON	54.818	54.878	<b>0.060</b>
2	35	WESTON	<b>32.630</b>	1	ATKINSON	<b>22.199</b>	2	191	DANCE	54.828	55.050	<b>0.222</b>
3	1	ATKINSON	<b>32.805</b>	191	DANCE	<b>22.249</b>	3	1	ATKINSON	55.004	55.118	<b>0.114</b>
4	65	BREESE	<b>33.397</b>	27	BROWN	<b>22.561</b>	4	65	BREESE	56.072	56.261	<b>0.189</b>
5	77	WHITE	<b>33.664</b>	77	WHITE	<b>22.631</b>	5	77	WHITE	56.295	56.344	<b>0.049</b>
6	34	ARBON	<b>33.784</b>	34	ARBON	<b>22.655</b>	6	27	BROWN	56.410	56.609	<b>0.199</b>
7	27	BROWN	<b>33.849</b>	65	BREESE	<b>22.675</b>	7	34	ARBON	56.439	56.513	<b>0.074</b>
8	31	PARK	<b>33.858</b>	141	GUILLERY	<b>22.705</b>	8	31	PARK	56.577	56.577	<b>0.000</b>
9	18	HIGGINS	<b>33.997</b>	31	PARK	<b>22.719</b>	9	141	GUILLERY	56.905	57.186	<b>0.281</b>
10	45	MACKENZIE	<b>34.131</b>	16	LAYTON	<b>22.793</b>	10	18	HIGGINS	56.968	56.989	<b>0.021</b>
11	141	GUILLERY	<b>34.200</b>	0	HUNTE	<b>22.800</b>	11	0	HUNTE	57.194	57.194	<b>0.000</b>
12	11	BATE	<b>34.202</b>	18	HIGGINS	<b>22.971</b>	12	45	MACKENZIE	57.195	57.195	<b>0.000</b>
13	47	DANCE	<b>34.345</b>	45	MACKENZIE	<b>23.064</b>	13	16	LAYTON	57.289	57.289	<b>0.000</b>
14	7	ROOKER	<b>34.392</b>	47	DANCE	<b>23.068</b>	14	47	DANCE	57.413	57.470	<b>0.057</b>
15	0	HUNTE	<b>34.394</b>	10	BRUNSDON	<b>23.206</b>	15	11	BATE	57.456	57.489	<b>0.033</b>
16	16	LAYTON	<b>34.496</b>	7	ROOKER	<b>23.222</b>	16	7	ROOKER	57.614	57.790	<b>0.176</b>
17	10	BRUNSDON	<b>34.517</b>	11	BATE	<b>23.254</b>	17	10	BRUNSDON	57.723	57.723	<b>0.000</b>
18	400	THURTL	<b>35.742</b>	400	THURTL	<b>23.496</b>	18	400	THURTL	59.238	59.277	<b>0.039</b>
19	12	RAMSEY	<b>35.854</b>	12	RAMSEY	<b>23.686</b>	19	12	RAMSEY	59.540	59.540	<b>0.000</b>
20	54	SCOTT	<b>36.328</b>	87	ATKINSON	<b>23.978</b>	20	87	ATKINSON	1:00.403	1:00.493	<b>0.090</b>
21	87	ATKINSON	<b>36.425</b>	54	SCOTT	<b>24.273</b>	21	54	SCOTT	1:00.601	1:00.601	<b>0.000</b>
22	4	FRANKLIN	<b>36.789</b>	4	FRANKLIN	<b>24.299</b>	22	4	FRANKLIN	1:01.088	1:01.338	<b>0.250</b>
23	33	KLINGE	<b>38.395</b>	33	KLINGE	<b>25.188</b>	23	33	KLINGE	1:03.583	1:03.583	<b>0.000</b>

# BMCRC - MRO Championships 2023 - Rnd 8 @ Brands Hatch Indy

## ACU Team Green Junior Cup & Senior Ninja Series

### QUALIFYING - STATISTICS

**Competitors Started** 23  
**Planned Start** 2023-09-30 @ 11:00:00.000  
**Actual Start** 2023-09-30 @ 11:13:51.854  
**Finish Time** 2023-09-30 @ 11:25:55.431  
**Track Length** 1.2079mi.  
**Total Laps** 266  
**Total Distance Covered** 321.3135mi.

### Session Fastest Lap History

NO	CL	NAME	LAP TIME	TIME OF DAY	LAP	VEHICLE
1	S	Phil ATKINSON	1:01.314	11:15:22.870	1	Kawasaki NINJA 400
77	S	Joe WHITE	1:01.014	11:15:31.120	1	Kawasaki NINJA 400
18	J	George HIGGINS	1:01.003	11:15:31.560	1	Kawasaki NINJA 400
1	S	Phil ATKINSON	57.156	11:16:20.026	2	Kawasaki NINJA 400
35	J	Zack WESTON	56.567	11:17:16.249	2	Kawasaki NINJA 400
1	S	Phil ATKINSON	56.428	11:17:16.454	3	Kawasaki NINJA 400
191	J	Craig DANCE	55.430	11:18:34.888	3	Kawasaki NINJA 400
35	J	Zack WESTON	55.412	11:19:08.501	4	Kawasaki NINJA 400
191	J	Craig DANCE	55.050	11:19:29.934	4	Kawasaki NINJA 400
35	J	Zack WESTON	55.032	11:22:50.413	8	Kawasaki NINJA 400
35	J	Zack WESTON	55.015	11:24:40.853	10	Kawasaki NINJA 400
35	J	Zack WESTON	54.878	11:26:30.818	12	Kawasaki NINJA 400

### Flag History

TYPE	TIME OF DAY
GREEN	11:13:51.854
FINISH	11:25:55.431

### Flag Statistics

TYPE	COUNT	TOTAL LAPS	TOTAL TIME
Green	1	13	13:00.459
Red	0	0	0.000
Safety Car	0	0	0.000
FCY	0	0	0.000

# BMCRC - MRO Championships 2023 - Rnd 8 @ Brands Hatch Indy

## ACU Team Green Junior Cup & Senior Ninja Series

### QUALIFYING - STATISTICS

CLASS : S

11 Starters

#### Fastest Lap History

NO	NAME	LAP TIME	TIME OF DAY	LAP	VEHICLE
1	Phil ATKINSON	1:01.314	11:15:22.870	1	Kawasaki NINJA 400
77	Joe WHITE	1:01.014	11:15:31.120	1	Kawasaki NINJA 400
1	Phil ATKINSON	57.156	11:16:20.026	2	Kawasaki NINJA 400
1	Phil ATKINSON	56.428	11:17:16.454	3	Kawasaki NINJA 400
1	Phil ATKINSON	55.550	11:19:08.522	5	Kawasaki NINJA 400
1	Phil ATKINSON	55.282	11:20:59.396	7	Kawasaki NINJA 400
1	Phil ATKINSON	55.118	11:24:41.428	11	Kawasaki NINJA 400

# BMCRC - MRO Championships 2023 - Rnd 8 @ Brands Hatch Indy

## ACU Team Green Junior Cup & Senior Ninja Series

### QUALIFYING - STATISTICS

CLASS : J

12 Starters

#### Fastest Lap History

NO	NAME	LAP TIME	TIME OF DAY	LAP	VEHICLE
7	Travis ROOKER	1:04.556	11:15:30.496	1	Kawasaki NINJA 400
45	Marley MACKENZIE	1:04.522	11:15:31.033	1	Kawasaki NINJA
31	Robbie PARK	1:01.996	11:15:31.107	1	Kawasaki NINJA
141	Noah GUILLERY	1:01.680	11:15:31.343	1	Kawasaki NINJA 300
18	George HIGGINS	1:01.003	11:15:31.560	1	Kawasaki NINJA 400
31	Robbie PARK	59.196	11:16:30.314	2	Kawasaki NINJA
35	Zack WESTON	56.567	11:17:16.249	2	Kawasaki NINJA 400
191	Craig DANCE	55.430	11:18:34.888	3	Kawasaki NINJA 400
35	Zack WESTON	55.412	11:19:08.501	4	Kawasaki NINJA 400
191	Craig DANCE	55.050	11:19:29.934	4	Kawasaki NINJA 400
35	Zack WESTON	55.032	11:22:50.413	8	Kawasaki NINJA 400
35	Zack WESTON	55.015	11:24:40.853	10	Kawasaki NINJA 400
35	Zack WESTON	54.878	11:26:30.818	12	Kawasaki NINJA 400

**BMCRC - MRO Championships 2023 - Rnd 8 @ Brands Hatch Indy**



**ACU Team Green Junior Cup & Senior Ninja Series**

**RACE 9 - GRID (9 Laps)**



ROW 8	24		1:03.583	23	<b>33</b> Patrick KLINGE	22	1:01.338	<b>4</b> Nigel FRANKLIN		
ROW 7		21	1:00.601	<b>54</b> Ben SCOTT	20	1:00.493	<b>87</b> Sam ATKINSON	19	59.540	<b>12</b> Kees RAMSEY
ROW 6	18	59.277	<b>400</b> Stuart THURTLÉ	17	57.790	<b>7</b> Travis ROOKER	16	57.723	<b>10</b> Mike BRUNSDON	
ROW 5		15	57.489	<b>11</b> Freddie BATE	14	57.470	<b>47</b> Daryl DANCE	13	57.289	<b>16</b> Aleisha LAYTON
ROW 4	12	57.195	<b>45</b> Marley MACKENZIE	11	57.194	<b>0</b> Ramone HUNTE	10	57.186	<b>141</b> Noah GUILLERY	
ROW 3		9	56.989	<b>18</b> George HIGGINS	8	56.609	<b>27</b> Ben BROWN	7	56.577	<b>31</b> Robbie PARK
ROW 2	6	56.513	<b>34</b> Oliver ARBON	5	56.344	<b>77</b> Joe WHITE	4	56.261	<b>65</b> Konrad BREESE	
ROW 1		3	55.118	<b>1</b> Phil ATKINSON	2	55.050	<b>191</b> Craig DANCE	1	54.878	<b>35</b> Zack WESTON
<b>Pole</b>										

Brands Hatch Indy: 1.2079 miles

These results are provisional until the conclusion of any judicial and technical matters.

Clerk Of Course :	Stewards :	Timekeeper : <i>Craig Smith</i>
-------------------	------------	------------------------------------

Results can be found at [www.tsl-timing.com](http://www.tsl-timing.com)

Printed - 11:32 Saturday, 30 September 2023



# BMCRC - MRO Championships 2023 - Rnd 8 @ Brands Hatch Indy



## ACU Team Green Junior Cup & Senior Ninja Series

### RACE 9 - CLASSIFICATION

# Kawasaki

POS	NO	CL	PIC NAME	ENTRY	LAPS	TIME	GAP	DIFF	MPH	BEST	ON
1	35	J	1 Zack WESTON	Kawasaki NINJA 400 - NW Racing	9	8:23.579			77.71	54.792	8
2	191	J	2 Craig DANCE	Kawasaki NINJA 400 - 2 brothers scaffolding	9	8:24.095	0.516	0.516	77.63	54.580	9
3	1	S	1 Phil ATKINSON	Kawasaki NINJA 400 - ROSE MOT/Q Oil Treatments	9	8:25.048	1.469	0.953	77.49	54.869	7
4	34	S	2 Oliver ARBON	Kawasaki NINJA 400 - tt plumbing and heating	9	8:37.522	13.943	12.474	75.62	56.442	9
5	65	S	3 Konrad BREESE	Kawasaki NINJA 400 - STIHL Racing	9	8:37.775	14.196	0.253	75.58	56.369	8
6	77	S	4 Joe WHITE	Kawasaki NINJA 400 - Just In Graphics /MZ CONTR	9	8:38.457	14.878	0.682	75.48	56.419	9
7	31	J	3 Robbie PARK	Kawasaki NINJA - Mom	9	8:39.055	15.476	0.598	75.40	56.503	9
8	45	J	4 Marley MACKENZIE	Kawasaki NINJA - Kirkcaldy Kawasaki, ELPM	9	8:39.163	15.584	0.108	75.38	56.328	9
9	16	J	5 Aleisha LAYTON	Kawasaki NINJA 300 -	9	8:42.820	19.241	3.657	74.85	56.614	3
10	0	S	5 Ramone HUNTE	Kawasaki NINJA 400 -	9	8:43.462	19.883	0.642	74.76	56.773	7
11	7	J	6 Travis ROOKER	Kawasaki NINJA 400 -	9	8:43.993	20.414	0.531	74.69	56.506	8
12	11	J	7 Freddie BATE	Kawasaki NINJA 300 - hartjay	9	8:44.562	20.983	0.569	74.60	57.227	4
13	27*	S	6 Ben BROWN	Kawasaki NINJA - Hunts Motorcycles	9	8:47.685	24.106	3.123	74.16	55.615	9
14	47	S	7 Daryl DANCE	Kawasaki NINJA 300 -	9	8:47.867	24.288	0.182	74.14	57.021	2
15	18*	J	8 George HIGGINS	Kawasaki NINJA 400 - Aztec Racing	9	8:49.023	25.444	1.156	73.98	56.460	7
16	10	S	8 Mike BRUNSDON	Kawasaki NINJA 400 - Parts Europe	9	8:50.112	26.533	1.089	73.82	57.222	9
17	12	J	9 Kees RAMSEY	Kawasaki NINJA 400 -	9	9:04.236	40.657	14.124	71.91	58.586	7
18	400	S	9 Stuart THURTLÉ	Kawasaki NINJA 400 - TeamTortoise Racing	9	9:12.839	49.260	8.603	70.79	59.927	8
19	87	J	10 Sam ATKINSON	Kawasaki NINJA 300 - Major Heat	9	9:13.631	50.052	0.792	70.69	59.888	9
20	54	S	10 Ben SCOTT	Kawasaki NINJA 250 - GI Landscapes VampTech	9	9:21.973	58.394	8.342	69.64	1:00.915	8
21	4	S	11 Nigel FRANKLIN	Kawasaki NINJA - Jane Franklin	8	8:28.779	1 Lap	1 Lap	68.37	1:01.767	8
22	33	J	11 Patrick KLINGE	Kawasaki NINJA 300 - Klingklong Racing	8	8:33.222	1 Lap	4.443	67.78	1:02.048	7

#### NOT CLASSIFIED

DNF	141	J	Noah GUILLERY	Kawasaki NINJA 300 - MDM-R	3	2:57.907	6 Laps	5 Laps	73.32	56.917	3
-----	-----	---	---------------	----------------------------	---	----------	--------	--------	-------	--------	---

#### FASTEST LAP

	191	J	Craig DANCE	Kawasaki NINJA 400 - 2 brothers scaffolding	9	54.580			79.67 mph	128.22 kph	
	1	S	Phil ATKINSON	Kawasaki NINJA 400 - ROSE MOT/Q Oil Treatments	7	54.869			79.25 mph	127.54 kph	

\* No. 18 & 27 - 10 second penalty - jump start

Class J - 92.5% of Race Speed = 71.88 mph

Class S - 92.5% of Race Speed = 71.67 mph

Weather / Track : Cloudy / Dry

These results are provisional until the conclusion of any judicial and technical matters.

Race Distance: 9 Laps / 10.87 miles

Brands Hatch Indy: 1.2079 miles

Date: 30/09/2023 Start: 14:10 Finish: 14:18

Clerk Of Course :

Stewards :

Timekeeper :

*Craig Smith*

Results can be found at [www.tsl-timing.com](http://www.tsl-timing.com)

Printed - 14:22 Saturday, 30 September 2023





# BMCRC - MRO Championships 2023 - Rnd 8 @ Brands Hatch Indy

## ACU Team Green Junior Cup & Senior Ninja Series

### RACE 9 - LAP CHART

#### LAP 1 @ 14:11:06.611

NO	BEHIND	LAP TIME
35		1:01.264
1	0.346	1:01.610
77	1.460	1:02.724
34	1.691	1:02.955
191	2.015	1:03.279
65	2.095	1:03.359
27	2.199	1:03.463
31	2.440	1:03.704
141	2.602	1:03.866
18	2.913	1:04.177
45	3.122	1:04.386
0	4.027	1:05.291
11	4.058	1:05.322
16	4.152	1:05.416
10	5.060	1:06.324
7	6.144	1:07.408
47	6.650	1:07.914
12	6.797	1:08.061
87	7.390	1:08.654
54	9.098	1:10.362
400	9.290	1:10.554
4	9.997	1:11.261
33	12.011	1:13.275

#### LAP 2 @ 14:12:02.461

NO	BEHIND	LAP TIME
35		55.850
1	0.251	55.755
191	1.366	55.201
34	2.767	56.926
77	3.011	57.401
65	3.525	57.280
27	3.558	57.209
31	3.859	57.269
141	3.876	57.124
18	4.068	57.005
45	4.345	57.073
11	5.506	57.298
0	5.669	57.492
16	5.758	57.456
10	7.198	57.988
47	7.821	57.021
7	8.138	57.844
87	12.584	1:01.044
12	12.669	1:01.722
400	13.493	1:00.053
54	14.866	1:01.618
4	16.737	1:02.590
33	19.424	1:03.263

#### LAP 3 @ 14:12:57.954

NO	BEHIND	LAP TIME
35		55.493
1	0.248	55.490
191	0.890	55.017
34	4.125	56.851
77	4.416	56.898
65	4.609	56.577
27	4.694	56.629
31	5.095	56.729
141	5.300	56.917
18	5.533	56.958

#### LAP 4 @ 14:13:53.502

NO	BEHIND	LAP TIME
45	5.907	57.055
16	6.879	56.614
11	7.898	57.885
0	8.080	57.904
10	9.252	57.547
7	9.963	57.318
47	10.130	57.802
12	16.982	59.806
87	18.060	1:00.969
400	18.183	1:00.183
54	20.772	1:01.399
4	24.509	1:03.265
33	26.713	1:02.782

#### LAP 5 @ 14:14:49.116

NO	BEHIND	LAP TIME
35		55.548
191	0.233	54.891
1	0.593	55.893
34	5.647	57.070
65	5.825	56.764
77	5.999	57.131
27	6.081	56.935
31	6.518	56.971
18	6.732	56.747
45	7.813	57.454
16	8.713	57.382
11	9.577	57.227
0	10.057	57.525
7	11.763	57.348
47	12.236	57.654
10	13.699	59.995
12	21.210	59.776
87	23.142	1:00.630
400	23.666	1:01.031
54	27.740	1:02.516
4	31.957	1:02.996
33	34.388	1:03.223

#### LAP 6 @ 14:15:44.155

NO	BEHIND	LAP TIME
35		55.039
191	0.295	55.189
1	0.625	55.288
34	8.922	56.874
65	9.088	56.588
77	10.061	57.144
18	10.374	56.876
27	10.529	57.563
31	10.610	56.915
45	11.113	56.799
16	12.701	57.049
0	13.511	56.898
11	13.888	57.357
7	14.750	56.514
47	16.048	57.209
10	19.156	57.936
12	29.234	59.074
87	33.467	1:00.383
400	33.783	1:00.049
54	40.149	1:01.435
4	46.112	1:02.182
33	49.983	1:02.939

#### LAP 7 @ 14:16:39.236

NO	BEHIND	LAP TIME
35		55.081
191	0.085	54.871
1	0.413	54.869
34	10.747	56.906
65	10.911	56.904
77	11.574	56.594
18	11.753	56.460
27	11.847	56.399
31	12.102	56.573
45	12.571	56.539
16	14.425	56.805
0	15.203	56.773
11	16.133	57.326
7	16.380	56.711
47	18.138	57.171
10	21.550	57.475
12	32.739	58.586
400	38.884	1:00.182
87	38.952	1:00.566
54	46.091	1:01.023
4	53.123	1:02.092

#### LAP 8 @ 14:17:34.028

NO	BEHIND	LAP TIME
35		54.792
191	0.834	55.541
1	1.075	55.454
33	1 Lap	1:02.048
34	12.399	56.444
65	12.488	56.369
77	13.357	56.575
27	13.389	56.334
18	13.774	56.813
31	13.871	56.561
45	14.154	56.375
16	16.866	57.233
0	17.673	57.262

#### LAP 9 @ 14:18:28.926

NO	BEHIND	LAP TIME
7	18.094	56.506
11	18.613	57.272
47	20.950	57.604
10	24.209	57.451
12	36.743	58.796
400	44.019	59.927
87	45.062	1:00.902
54	52.214	1:00.915

#### LAP 9 @ 14:18:28.926

NO	BEHIND	LAP TIME
35		54.898
191	0.516	54.580
1	1.469	55.292
4	1 Lap	1:01.767
33	1 Lap	1:02.383
34	13.943	56.442
27	14.106	55.615
65	14.196	56.606
77	14.878	56.419
18	15.444	56.568
31	15.476	56.503
45	15.584	56.328
16	19.241	57.273
0	19.883	57.108
7	20.414	57.218
11	20.983	57.268
47	24.288	58.236
10	26.533	57.222
12	40.657	58.812
400	49.260	1:00.139
87	50.052	59.888
54	58.394	1:01.078

# BMCRC - MRO Championships 2023 - Rnd 8 @ Brands Hatch Indy

## ACU Team Green Junior Cup & Senior Ninja Series

### RACE 9 - POSITION CHART

No	Name	Lap											
		Pos	1	2	3	4	5	6	7	8	9		
35	WESTON	1	35	35	35	35	35	35	35	35	35	35	35
191	DANCE	2	1	1	1	191	191	191	191	191	191	191	191
1	ATKINSON	3	77	191	191	1	1	1	1	1	1	1	1
65	BREESE	4	34	34	34	34	34	34	34	34	34	34	34
77	WHITE	5	191	77	77	65	65	65	65	65	65	27	
34	ARBON	6	65	65	65	77	77	77	77	77	77	65	
31	PARK	7	27	27	27	27	27	18	18	27	77		
27	BROWN	8	31	31	31	31	18	27	27	18	18		
18	HIGGINS	9	141	141	141	18	31	31	31	31	31		
141	GUILLERY	10	18	18	18	45	45	45	45	45	45		
0	HUNTE	11	45	45	45	16	16	16	16	16	16		
45	MACKENZIE	12	0	11	16	11	11	0	0	0	0		
16	LAYTON	13	11	0	11	0	0	11	11	7	7		
47	DANCE	14	16	16	0	7	7	7	7	11	11		
11	BATE	15	10	10	10	47	47	47	47	47	47		
10	BRUNSDON	16	7	47	7	10	10	10	10	10	10		
7	ROOKER	17	47	7	47	12	12	12	12	12	12		
400	THURTL	18	12	87	12	87	87	87	87	400	400	400	
12	RAMSEY	19	87	12	87	400	400	400	87	87	87		
87	ATKINSON	20	54	400	400	54	54	54	54	54	54		
54	SCOTT	21	400	54	54	4	4	4	4	4	4		
4	FRANKLIN	22	4	4	4	33	33	33	33	33	33		
33	KLINGE	23	33	33	33								

# BMCRC - MRO Championships 2023 - Rnd 8 @ Brands Hatch Indy

## ACU Team Green Junior Cup & Senior Ninja Series

### RACE 9 - SECTOR ANALYSIS



SECTOR 1 = FL to I1, SECTOR 2 = I1 to FL, DIFF = Difference To Personal Best Lap, P = Crossed Finish Line in Pit Lane, D = Time Disallowed

<b>P1 35 J Zack WESTON</b>		Kawasaki NINJA 400 - NW Racing				
IDEAL LAP TIME : 54.647		BEST LAP TIME : 54.792		DIFFERENCE : 0.145		
LAP	SECTOR 1	SECTOR 2	LAP TIME	MPH	DIFF	TIME OF DAY
1 -		22.615	1:01.264	70.98	6.472	14:11:06.611
2 -	33.334	22.516	55.850	77.86	1.058	14:12:02.461
3 -	32.999	22.494	55.493	78.36	0.701	14:12:57.954
4 -	33.014	22.534	55.548	78.28	0.756	14:13:53.502
5 -	33.122	22.492	55.614	78.19	0.822	14:14:49.116
6 -	32.770	22.269	55.039 (3)	79.00	0.247	14:15:44.155
7 -	32.800	22.281	55.081	78.94	0.289	14:16:39.236
8 -	<b>32.467</b>	22.325	<b>54.792 (1)</b>	<b>79.36</b>		<b>14:17:34.028</b>
9 -	32.718	<b>22.180</b>	54.898 (2)	79.21	0.106	14:18:28.926

<b>P2 191 J Craig DANCE</b>		Kawasaki NINJA 400 - 2 brothers scaffolding				
IDEAL LAP TIME : 54.580		BEST LAP TIME : 54.580		DIFFERENCE : 0.000		
LAP	SECTOR 1	SECTOR 2	LAP TIME	MPH	DIFF	TIME OF DAY
1 -		22.694	1:03.279	68.72	8.699	14:11:08.626
2 -	32.914	22.287	55.201	78.77	0.621	14:12:03.827
3 -	32.615	22.402	55.017	79.04	0.437	14:12:58.844
4 -	32.555	22.336	54.891 (3)	79.22	0.311	14:13:53.735
5 -	32.962	22.564	55.526	78.31	0.946	14:14:49.261
6 -	32.743	22.446	55.189	78.79	0.609	14:15:44.450
7 -	32.676	22.195	54.871 (2)	79.25	0.291	14:16:39.321
8 -	32.695	22.846	55.541	78.29	0.961	14:17:34.862
9 -	<b>32.483</b>	<b>22.097</b>	<b>54.580 (1)</b>	<b>79.67</b>		<b>14:18:29.442</b>

<b>P3 1 S Phil ATKINSON</b>		Kawasaki NINJA 400 - ROSE MOT/Q Oil Treatments				
IDEAL LAP TIME : 54.869		BEST LAP TIME : 54.869		DIFFERENCE : 0.000		
LAP	SECTOR 1	SECTOR 2	LAP TIME	MPH	DIFF	TIME OF DAY
1 -		22.672	1:01.610	70.58	6.741	14:11:06.957
2 -	33.223	22.532	55.755	77.99	0.886	14:12:02.712
3 -	32.873	22.617	55.490	78.36	0.621	14:12:58.202
4 -	33.145	22.748	55.893	77.80	1.024	14:13:54.095
5 -	32.831	22.566	55.397	78.49	0.528	14:14:49.492
6 -	32.771	22.517	55.288 (2)	78.65	0.419	14:15:44.780
7 -	<b>32.658</b>	<b>22.211</b>	<b>54.869 (1)</b>	<b>79.25</b>		<b>14:16:39.649</b>
8 -	32.669	22.785	55.454	78.41	0.585	14:17:35.103
9 -	32.849	22.443	55.292 (3)	78.64	0.423	14:18:30.395

<b>P4 34 S Oliver ARBON</b>		Kawasaki NINJA 400 - tt plumbing and heating				
IDEAL LAP TIME : 56.124		BEST LAP TIME : 56.442		DIFFERENCE : 0.318		
LAP	SECTOR 1	SECTOR 2	LAP TIME	MPH	DIFF	TIME OF DAY
1 -		22.874	1:02.955	69.07	6.513	14:11:08.302
2 -	34.187	22.739	56.926	76.39	0.484	14:12:05.228
3 -	33.824	23.027	56.851 (3)	76.49	0.409	14:13:02.079
4 -	34.106	22.964	57.070	76.19	0.628	14:13:59.149
5 -	34.141	22.913	57.054	76.21	0.612	14:14:56.203
6 -	33.908	22.966	56.874	76.46	0.432	14:15:53.077
7 -	33.882	23.024	56.906	76.41	0.464	14:16:49.983
8 -	33.900	<b>22.544</b>	56.444 (2)	77.04	0.002	14:17:46.427
9 -	<b>33.580</b>	22.862	<b>56.442 (1)</b>	<b>77.04</b>		<b>14:18:42.869</b>

# BMCRC - MRO Championships 2023 - Rnd 8 @ Brands Hatch Indy

## ACU Team Green Junior Cup & Senior Ninja Series

### RACE 9 - SECTOR ANALYSIS



SECTOR 1 = FL to I1, SECTOR 2 = I1 to FL, DIFF = Difference To Personal Best Lap, P = Crossed Finish Line in Pit Lane, D = Time Disallowed

<b>P5 65 S Konrad BREESE</b>		Kawasaki NINJA 400 - STIHL Racing				
IDEAL LAP TIME : 56.369		BEST LAP TIME : 56.369		DIFFERENCE : 0.000		
LAP	SECTOR 1	SECTOR 2	LAP TIME	MPH	DIFF	TIME OF DAY
1 -		23.130	1:03.359	68.63	6.990	14:11:08.706
2 -	34.240	23.040	57.280	75.91	0.911	14:12:05.986
3 -	33.657	22.920	56.577 (2)	76.86	0.208	14:13:02.563
4 -	33.806	22.958	56.764	76.60	0.395	14:13:59.327
5 -	34.308	23.020	57.328	75.85	0.959	14:14:56.655
6 -	33.745	22.843	56.588 (3)	76.84	0.219	14:15:53.243
7 -	33.779	23.125	56.904	76.42	0.535	14:16:50.147
8 -	<b>33.616</b>	<b>22.753</b>	<b>56.369 (1)</b>	<b>77.14</b>		<b>14:17:46.516</b>
9 -	33.759	22.847	56.606	76.82	0.237	14:18:43.122

<b>P6 77 S Joe WHITE</b>		Kawasaki NINJA 400 - Just In Graphics /MZ CONTRACTS/ Silver				
IDEAL LAP TIME : 56.400		BEST LAP TIME : 56.419		DIFFERENCE : 0.019		
LAP	SECTOR 1	SECTOR 2	LAP TIME	MPH	DIFF	TIME OF DAY
1 -		22.987	1:02.724	69.32	6.305	14:11:08.071
2 -	34.424	22.977	57.401	75.75	0.982	14:12:05.472
3 -	34.027	22.871	56.898	76.42	0.479	14:13:02.370
4 -	34.429	22.702	57.131	76.11	0.712	14:13:59.501
5 -	34.520	23.051	57.571	75.53	1.152	14:14:57.072
6 -	34.308	22.836	57.144	76.09	0.725	14:15:54.216
7 -	33.885	22.709	56.594 (3)	76.83	0.175	14:16:50.810
8 -	<b>33.833</b>	22.742	56.575 (2)	76.86	0.156	14:17:47.385
9 -	33.852	<b>22.567</b>	<b>56.419 (1)</b>	<b>77.07</b>		<b>14:18:43.804</b>

<b>P7 31 J Robbie PARK</b>		Kawasaki NINJA - Mom				
IDEAL LAP TIME : 56.365		BEST LAP TIME : 56.503		DIFFERENCE : 0.138		
LAP	SECTOR 1	SECTOR 2	LAP TIME	MPH	DIFF	TIME OF DAY
1 -		23.446	1:03.704	68.26	7.201	14:11:09.051
2 -	34.254	23.015	57.269	75.93	0.766	14:12:06.320
3 -	34.068	22.661	56.729	76.65	0.226	14:13:03.049
4 -	34.258	22.713	56.971	76.33	0.468	14:14:00.020
5 -	34.403	23.427	57.830	75.19	1.327	14:14:57.850
6 -	34.289	22.626	56.915	76.40	0.412	14:15:54.765
7 -	33.800	22.773	56.573 (3)	76.86	0.070	14:16:51.338
8 -	33.972	<b>22.589</b>	56.561 (2)	76.88	0.058	14:17:47.899
9 -	<b>33.776</b>	22.727	<b>56.503 (1)</b>	<b>76.96</b>		<b>14:18:44.402</b>

<b>P8 45 J Marley MACKENZIE</b>		Kawasaki NINJA - Kirkcaldy Kawasaki, ELPM				
IDEAL LAP TIME : 56.257		BEST LAP TIME : 56.328		DIFFERENCE : 0.071		
LAP	SECTOR 1	SECTOR 2	LAP TIME	MPH	DIFF	TIME OF DAY
1 -		22.945	1:04.386	67.53	8.058	14:11:09.733
2 -	34.200	22.873	57.073	76.19	0.745	14:12:06.806
3 -	34.207	22.848	57.055	76.21	0.727	14:13:03.861
4 -	34.501	22.953	57.454	75.68	1.126	14:14:01.315
5 -	34.213	22.941	57.154	76.08	0.826	14:14:58.469
6 -	33.973	22.826	56.799	76.56	0.471	14:15:55.268
7 -	33.745	22.794	56.539 (3)	76.91	0.211	14:16:51.807
8 -	33.713	<b>22.662</b>	56.375 (2)	77.13	0.047	14:17:48.182
9 -	<b>33.595</b>	22.733	<b>56.328 (1)</b>	<b>77.20</b>		<b>14:18:44.510</b>

# BMCRC - MRO Championships 2023 - Rnd 8 @ Brands Hatch Indy

## ACU Team Green Junior Cup & Senior Ninja Series

### RACE 9 - SECTOR ANALYSIS



SECTOR 1 = FL to I1, SECTOR 2 = I1 to FL, DIFF = Difference To Personal Best Lap, P = Crossed Finish Line in Pit Lane, D = Time Disallowed

P9		16 J		Aleisha LAYTON		Kawasaki NINJA 300 -	
IDEAL LAP TIME : 56.415		BEST LAP TIME : 56.614		DIFFERENCE : 0.199			
LAP	SECTOR 1	SECTOR 2	LAP TIME	MPH	DIFF	TIME OF DAY	
1 -		23.082	1:05.416	66.47	8.802	14:11:10.763	
2 -	34.718	22.738	57.456	75.68	0.842	14:12:08.219	
3 -	<b>33.716</b>	22.898	<b>56.614 (1)</b>	<b>76.81</b>		<b>14:13:04.833</b>	
4 -	34.538	22.844	57.382	75.78	0.768	14:14:02.215	
5 -	34.632	22.960	57.592	75.50	0.978	14:14:59.807	
6 -	34.192	22.857	57.049 (3)	76.22	0.435	14:15:56.856	
7 -	34.064	22.741	56.805 (2)	76.55	0.191	14:16:53.661	
8 -	34.534	<b>22.699</b>	57.233	75.98	0.619	14:17:50.894	
9 -	34.562	22.711	57.273	75.92	0.659	14:18:48.167	

P10		0 S		Ramone HUNTE		Kawasaki NINJA 400 -	
IDEAL LAP TIME : 56.632		BEST LAP TIME : 56.773		DIFFERENCE : 0.141			
LAP	SECTOR 1	SECTOR 2	LAP TIME	MPH	DIFF	TIME OF DAY	
1 -		22.885	1:05.291	66.60	8.518	14:11:10.638	
2 -	34.647	22.845	57.492	75.63	0.719	14:12:08.130	
3 -	34.844	23.060	57.904	75.10	1.131	14:13:06.034	
4 -	34.637	22.888	57.525	75.59	0.752	14:14:03.559	
5 -	34.334	22.875	57.209	76.01	0.436	14:15:00.768	
6 -	34.159	<b>22.739</b>	56.898 (2)	76.42	0.125	14:15:57.666	
7 -	<b>33.893</b>	22.880	<b>56.773 (1)</b>	<b>76.59</b>		<b>14:16:54.439</b>	
8 -	34.295	22.967	57.262	75.94	0.489	14:17:51.701	
9 -	34.073	23.035	57.108 (3)	76.14	0.335	14:18:48.809	

P11		7 J		Travis ROOKER		Kawasaki NINJA 400 -	
IDEAL LAP TIME : 56.286		BEST LAP TIME : 56.506		DIFFERENCE : 0.220			
LAP	SECTOR 1	SECTOR 2	LAP TIME	MPH	DIFF	TIME OF DAY	
1 -		23.803	1:07.408	64.51	10.902	14:11:12.755	
2 -	34.741	23.103	57.844	75.17	1.338	14:12:10.599	
3 -	34.152	23.166	57.318	75.86	0.812	14:13:07.917	
4 -	34.127	23.221	57.348	75.82	0.842	14:14:05.265	
5 -	34.142	22.984	57.126	76.12	0.620	14:15:02.391	
6 -	33.711	22.803	56.514 (2)	76.94	0.008	14:15:58.905	
7 -	<b>33.537</b>	23.174	56.711 (3)	76.68	0.205	14:16:55.616	
8 -	33.757	<b>22.749</b>	<b>56.506 (1)</b>	<b>76.95</b>		<b>14:17:52.122</b>	
9 -	33.823	23.395	57.218	76.00	0.712	14:18:49.340	

P12		11 J		Freddie BATE		Kawasaki NINJA 300 - hartjay	
IDEAL LAP TIME : 56.945		BEST LAP TIME : 57.227		DIFFERENCE : 0.282			
LAP	SECTOR 1	SECTOR 2	LAP TIME	MPH	DIFF	TIME OF DAY	
1 -		23.364	1:05.322	66.57	8.095	14:11:10.669	
2 -	34.083	23.215	57.298	75.89	0.071	14:12:07.967	
3 -	34.894	22.991	57.885	75.12	0.658	14:13:05.852	
4 -	34.208	23.019	<b>57.227 (1)</b>	<b>75.98</b>		<b>14:14:03.079</b>	
5 -	34.428	23.179	57.607	75.48	0.380	14:15:00.686	
6 -	34.416	<b>22.941</b>	57.357	75.81	0.130	14:15:58.043	
7 -	34.013	23.313	57.326	75.85	0.099	14:16:55.369	
8 -	34.069	23.203	57.272 (3)	75.92	0.045	14:17:52.641	
9 -	<b>34.004</b>	23.264	57.268 (2)	75.93	0.041	14:18:49.909	

# BMCRC - MRO Championships 2023 - Rnd 8 @ Brands Hatch Indy

## ACU Team Green Junior Cup & Senior Ninja Series

### RACE 9 - SECTOR ANALYSIS



SECTOR 1 = FL to I1, SECTOR 2 = I1 to FL, DIFF = Difference To Personal Best Lap, P = Crossed Finish Line in Pit Lane, D = Time Disallowed

P13 27 S		Ben BROWN		Kawasaki NINJA - Hunts Motorcycles			
IDEAL LAP TIME : 55.615		BEST LAP TIME : 55.615		DIFFERENCE : 0.000			
LAP	SECTOR 1	SECTOR 2	LAP TIME	MPH	DIFF	TIME OF DAY	
1 -		22.992	1:03.463	68.52	7.848	14:11:08.810	
2 -	34.045	23.164	57.209	76.01	1.594	14:12:06.019	
3 -	33.777	22.852	56.629	76.79	1.014	14:13:02.648	
4 -	34.355	22.580	56.935	76.37	1.320	14:13:59.583	
5 -	34.707	22.831	57.538	75.57	1.923	14:14:57.121	
6 -	34.647	22.916	57.563	75.54	1.948	14:15:54.684	
7 -	34.027	22.372	56.399 (3)	77.10	0.784	14:16:51.083	
8 -	33.781	22.553	56.334 (2)	77.19	0.719	14:17:47.417	
9 -	<b>33.499</b>	<b>22.116</b>	<b>55.615 (1)</b>	<b>78.19</b>		<b>14:18:43.032</b>	

P14 47 S		Daryl DANCE		Kawasaki NINJA 300 -			
IDEAL LAP TIME : 56.967		BEST LAP TIME : 57.021		DIFFERENCE : 0.054			
LAP	SECTOR 1	SECTOR 2	LAP TIME	MPH	DIFF	TIME OF DAY	
1 -		23.387	1:07.914	64.03	10.893	14:11:13.261	
2 -	34.067	<b>22.954</b>	<b>57.021 (1)</b>	<b>76.26</b>		<b>14:12:10.282</b>	
3 -	34.292	23.510	57.802	75.23	0.781	14:13:08.084	
4 -	34.484	23.170	57.654	75.42	0.633	14:14:05.738	
5 -	34.170	23.086	57.256	75.95	0.235	14:15:02.994	
6 -	34.067	23.142	57.209 (3)	76.01	0.188	14:16:00.203	
7 -	<b>34.013</b>	23.158	57.171 (2)	76.06	0.150	14:16:57.374	
8 -	34.402	23.202	57.604	75.49	0.583	14:17:54.978	
9 -	34.721	23.515	58.236	74.67	1.215	14:18:53.214	

P15 18 J		George HIGGINS		Kawasaki NINJA 400 - Aztec Racing			
IDEAL LAP TIME : 56.327		BEST LAP TIME : 56.460		DIFFERENCE : 0.133			
LAP	SECTOR 1	SECTOR 2	LAP TIME	MPH	DIFF	TIME OF DAY	
1 -		23.263	1:04.177	67.75	7.717	14:11:09.524	
2 -	34.096	22.909	57.005	76.28	0.545	14:12:06.529	
3 -	34.228	<b>22.730</b>	56.958	76.34	0.498	14:13:03.487	
4 -	33.827	22.920	56.747 (3)	76.63	0.287	14:14:00.234	
5 -	34.430	22.989	57.419	75.73	0.959	14:14:57.653	
6 -	33.898	22.978	56.876	76.45	0.416	14:15:54.529	
7 -	33.692	22.768	<b>56.460 (1)</b>	<b>77.02</b>		<b>14:16:50.989</b>	
8 -	33.943	22.870	56.813	76.54	0.353	14:17:47.802	
9 -	<b>33.597</b>	22.971	56.568 (2)	76.87	0.108	14:18:44.370	

P16 10 S		Mike BRUNSDON		Kawasaki NINJA 400 - Parts Europe			
IDEAL LAP TIME : 56.897		BEST LAP TIME : 57.222		DIFFERENCE : 0.325			
LAP	SECTOR 1	SECTOR 2	LAP TIME	MPH	DIFF	TIME OF DAY	
1 -		23.444	1:06.324	65.56	9.102	14:11:11.671	
2 -	34.801	23.187	57.988	74.99	0.766	14:12:09.659	
3 -	34.711	<b>22.836</b>	57.547	75.56	0.325	14:13:07.206	
4 -	34.712	25.283	59.995	72.48	2.773	14:14:07.201	
5 -	34.956	23.218	58.174	74.75	0.952	14:15:05.375	
6 -	34.695	23.241	57.936	75.05	0.714	14:16:03.311	
7 -	34.330	23.145	57.475 (3)	75.66	0.253	14:17:00.786	
8 -	34.293	23.158	57.451 (2)	75.69	0.229	14:17:58.237	
9 -	<b>34.061</b>	23.161	<b>57.222 (1)</b>	<b>75.99</b>		<b>14:18:55.459</b>	

# BMCRC - MRO Championships 2023 - Rnd 8 @ Brands Hatch Indy

## ACU Team Green Junior Cup & Senior Ninja Series

### RACE 9 - SECTOR ANALYSIS



SECTOR 1 = FL to I1, SECTOR 2 = I1 to FL, DIFF = Difference To Personal Best Lap, P = Crossed Finish Line in Pit Lane, D = Time Disallowed

P17 12 J		Kees RAMSEY		Kawasaki NINJA 400 -			
IDEAL LAP TIME : 58.576		BEST LAP TIME : 58.586		DIFFERENCE : 0.010			
LAP	SECTOR 1	SECTOR 2	LAP TIME	MPH	DIFF	TIME OF DAY	
1 -		24.217	1:08.061	63.89	9.475	14:11:13.408	
2 -	37.459	24.263	1:01.722	70.45	3.136	14:12:15.130	
3 -	35.866	23.940	59.806	72.71	1.220	14:13:14.936	
4 -	36.088	23.688	59.776	72.74	1.190	14:14:14.712	
5 -	35.836	23.767	59.603	72.95	1.017	14:15:14.315	
6 -	35.552	23.522	59.074	73.61	0.488	14:16:13.389	
7 -	<b>35.120</b>	23.466	<b>58.586 (1)</b>	<b>74.22</b>		<b>14:17:11.975</b>	
8 -	35.153	23.643	58.796 (2)	73.96	0.210	14:18:10.771	
9 -	35.356	<b>23.456</b>	58.812 (3)	73.94	0.226	14:19:09.583	

P18 400 S		Stuart THURTLÉ		Kawasaki NINJA 400 - TeamTortoise Racing			
IDEAL LAP TIME : 59.737		BEST LAP TIME : 59.927		DIFFERENCE : 0.190			
LAP	SECTOR 1	SECTOR 2	LAP TIME	MPH	DIFF	TIME OF DAY	
1 -		24.775	1:10.554	61.63	10.627	14:11:15.901	
2 -	36.272	23.781	1:00.053 (3)	72.41	0.126	14:12:15.954	
3 -	36.427	<b>23.756</b>	1:00.183	72.25	0.256	14:13:16.137	
4 -	36.891	24.140	1:01.031	71.25	1.104	14:14:17.168	
5 -	36.720	24.001	1:00.721	71.61	0.794	14:15:17.889	
6 -	36.123	23.926	1:00.049 (2)	72.41	0.122	14:16:17.938	
7 -	36.282	23.900	1:00.182	72.25	0.255	14:17:18.120	
8 -	<b>35.981</b>	23.946	<b>59.927 (1)</b>	<b>72.56</b>		<b>14:18:18.047</b>	
9 -	36.203	23.936	1:00.139	72.30	0.212	14:19:18.186	

P19 87 J		Sam ATKINSON		Kawasaki NINJA 300 - Major Heat			
IDEAL LAP TIME : 59.888		BEST LAP TIME : 59.888		DIFFERENCE : 0.000			
LAP	SECTOR 1	SECTOR 2	LAP TIME	MPH	DIFF	TIME OF DAY	
1 -		24.442	1:08.654	63.34	8.766	14:11:14.001	
2 -	36.677	24.367	1:01.044	71.23	1.156	14:12:15.045	
3 -	36.829	24.140	1:00.969	71.32	1.081	14:13:16.014	
4 -	36.314	24.316	1:00.630	71.72	0.742	14:14:16.644	
5 -	36.339	24.256	1:00.595	71.76	0.707	14:15:17.239	
6 -	36.203	24.180	1:00.383 (2)	72.01	0.495	14:16:17.622	
7 -	36.247	24.319	1:00.566 (3)	71.79	0.678	14:17:18.188	
8 -	36.629	24.273	1:00.902	71.40	1.014	14:18:19.090	
9 -	<b>35.876</b>	<b>24.012</b>	<b>59.888 (1)</b>	<b>72.61</b>		<b>14:19:18.978</b>	

P20 54 S		Ben SCOTT		Kawasaki NINJA 250 - GI Landscapes VampTech			
IDEAL LAP TIME : 1:00.772		BEST LAP TIME : 1:00.915		DIFFERENCE : 0.143			
LAP	SECTOR 1	SECTOR 2	LAP TIME	MPH	DIFF	TIME OF DAY	
1 -		24.781	1:10.362	61.80	9.447	14:11:15.709	
2 -	37.182	24.436	1:01.618	70.57	0.703	14:12:17.327	
3 -	36.852	24.547	1:01.399	70.82	0.484	14:13:18.726	
4 -	37.763	24.753	1:02.516	69.55	1.601	14:14:21.242	
5 -	37.073	24.554	1:01.627	70.56	0.712	14:15:22.869	
6 -	36.825	24.610	1:01.435	70.78	0.520	14:16:24.304	
7 -	<b>36.438</b>	24.585	1:01.023 (2)	71.26	0.108	14:17:25.327	
8 -	36.581	<b>24.334</b>	<b>1:00.915 (1)</b>	<b>71.38</b>		<b>14:18:26.242</b>	
9 -	36.692	24.386	1:01.078 (3)	71.19	0.163	14:19:27.320	

# BMCRC - MRO Championships 2023 - Rnd 8 @ Brands Hatch Indy

## ACU Team Green Junior Cup & Senior Ninja Series

### RACE 9 - SECTOR ANALYSIS



SECTOR 1 = FL to I1, SECTOR 2 = I1 to FL, DIFF = Difference To Personal Best Lap, P = Crossed Finish Line in Pit Lane, D = Time Disallowed

<b>P21 4 S Nigel FRANKLIN</b>		Kawasaki NINJA - Jane Franklin				
IDEAL LAP TIME : 1:01.767		BEST LAP TIME : 1:01.767		DIFFERENCE : 0.000		
LAP	SECTOR 1	SECTOR 2	LAP TIME	MPH	DIFF	TIME OF DAY
1 -		24.947	1:11.261	61.02	9.494	14:11:16.608
2 -	37.505	25.085	1:02.590	69.47	0.823	14:12:19.198
3 -	38.099	25.166	1:03.265	68.73	1.498	14:13:22.463
4 -	37.760	25.236	1:02.996	69.02	1.229	14:14:25.459
5 -	37.675	24.951	1:02.626	69.43	0.859	14:15:28.085
6 -	37.227	24.955	1:02.182 (3)	69.93	0.415	14:16:30.267
7 -	37.180	24.912	1:02.092 (2)	70.03	0.325	14:17:32.359
8 -	<b>37.126</b>	<b>24.641</b>	<b>1:01.767 (1)</b>	<b>70.40</b>		<b>14:18:34.126</b>

<b>P22 33 J Patrick KLINGE</b>		Kawasaki NINJA 300 - Klingklong Racing				
IDEAL LAP TIME : 1:01.893		BEST LAP TIME : 1:02.048		DIFFERENCE : 0.155		
LAP	SECTOR 1	SECTOR 2	LAP TIME	MPH	DIFF	TIME OF DAY
1 -		25.532	1:13.275	59.34	11.227	14:11:18.622
2 -	38.238	25.025	1:03.263	68.73	1.215	14:12:21.885
3 -	37.904	24.878	1:02.782 (3)	69.26	0.734	14:13:24.667
4 -	37.890	25.333	1:03.223	68.78	1.175	14:14:27.890
5 -	37.716	25.593	1:03.309	68.68	1.261	14:15:31.199
6 -	37.704	25.235	1:02.939	69.09	0.891	14:16:34.138
7 -	37.570	<b>24.478</b>	<b>1:02.048 (1)</b>	<b>70.08</b>		<b>14:17:36.186</b>
8 -	<b>37.415</b>	24.968	1:02.383 (2)	69.70	0.335	14:18:38.569

<b>P23 141 J Noah GUILLERY</b>		Kawasaki NINJA 300 - MDM-R				
IDEAL LAP TIME : 56.826		BEST LAP TIME : 56.917		DIFFERENCE : 0.091		
LAP	SECTOR 1	SECTOR 2	LAP TIME	MPH	DIFF	TIME OF DAY
1 -		22.904	1:03.866	68.08	6.949	14:11:09.213
2 -	<b>34.137</b>	22.987	57.124 (2)	76.12	0.207	14:12:06.337
3 -	34.228	<b>22.689</b>	<b>56.917 (1)</b>	<b>76.40</b>		<b>14:13:03.254</b>



# BMCRC - MRO Championships 2023 - Rnd 8 @ Brands Hatch Indy

## ACU Team Green Junior Cup & Senior Ninja Series

### RACE 9 - BEST SECTORS

SECTOR 1			SECTOR 2			IDEAL / BEST COMPARISON						
POS	NO	NAME	TIME	NO	NAME	TIME	POS	NO	NAME	IDEAL	BEST	DIFF
									<b>PERFECT LAP</b>	<b>54.564</b>		
1	35	WESTON	32.467	191	DANCE	22.097	1	191	DANCE	54.580	54.580	0.000
2	191	DANCE	32.483	27	BROWN	22.116	2	35	WESTON	54.647	54.792	0.145
3	1	ATKINSON	32.658	35	WESTON	22.180	3	1	ATKINSON	54.869	54.869	0.000
4	27	BROWN	33.499	1	ATKINSON	22.211	4	27	BROWN	55.615	55.615	0.000
5	7	ROOKER	33.537	34	ARBON	22.544	5	34	ARBON	56.124	56.442	0.318
6	34	ARBON	33.580	77	WHITE	22.567	6	45	MACKENZIE	56.257	56.328	0.071
7	45	MACKENZIE	33.595	31	PARK	22.589	7	7	ROOKER	56.286	56.506	0.220
8	18	HIGGINS	33.597	45	MACKENZIE	22.662	8	18	HIGGINS	56.327	56.460	0.133
9	65	BREESE	33.616	141	GUILLERY	22.689	9	31	PARK	56.365	56.503	0.138
10	16	LAYTON	33.716	16	LAYTON	22.699	10	65	BREESE	56.369	56.369	0.000
11	31	PARK	33.776	18	HIGGINS	22.730	11	77	WHITE	56.400	56.419	0.019
12	77	WHITE	33.833	0	HUNTE	22.739	12	16	LAYTON	56.415	56.614	0.199
13	0	HUNTE	33.893	7	ROOKER	22.749	13	0	HUNTE	56.632	56.773	0.141
14	11	BATE	34.004	65	BREESE	22.753	14	141	GUILLERY	56.826	56.917	0.091
15	47	DANCE	34.013	10	BRUNSDON	22.836	15	10	BRUNSDON	56.897	57.222	0.325
16	10	BRUNSDON	34.061	11	BATE	22.941	16	11	BATE	56.945	57.227	0.282
17	141	GUILLERY	34.137	47	DANCE	22.954	17	47	DANCE	56.967	57.021	0.054
18	12	RAMSEY	35.120	12	RAMSEY	23.456	18	12	RAMSEY	58.576	58.586	0.010
19	87	ATKINSON	35.876	400	THURTL	23.756	19	400	THURTL	59.737	59.927	0.190
20	400	THURTL	35.981	87	ATKINSON	24.012	20	87	ATKINSON	59.888	59.888	0.000
21	54	SCOTT	36.438	54	SCOTT	24.334	21	54	SCOTT	1:00.772	1:00.915	0.143
22	4	FRANKLIN	37.126	33	KLINGE	24.478	22	4	FRANKLIN	1:01.767	1:01.767	0.000
23	33	KLINGE	37.415	4	FRANKLIN	24.641	23	33	KLINGE	1:01.893	1:02.048	0.155

# BMCRC - MRO Championships 2023 - Rnd 8 @ Brands Hatch Indy

## ACU Team Green Junior Cup & Senior Ninja Series

### RACE 9 - STATISTICS

**Competitors Started** 23  
**Planned Start** 2023-09-30 @ 14:30:00.000  
**Actual Start** 2023-09-30 @ 14:10:05.346  
**Finish Time** 2023-09-30 @ 14:18:28.925  
**Track Length** 1.2079mi.  
**Total Laps** 199  
**Total Distance Covered** 240.3811mi.

#### Session Fastest Lap History

NO	CL	NAME	LAP TIME	TIME OF DAY	LAP	VEHICLE
35	J	Zack WESTON	55.850	14:12:02.477	2	Kawasaki NINJA 400
1	S	Phil ATKINSON	55.755	14:12:02.722	2	Kawasaki NINJA 400
191	J	Craig DANCE	55.201	14:12:03.840	2	Kawasaki NINJA 400
191	J	Craig DANCE	55.017	14:12:58.857	3	Kawasaki NINJA 400
191	J	Craig DANCE	54.891	14:13:53.749	4	Kawasaki NINJA 400
191	J	Craig DANCE	54.871	14:16:39.307	7	Kawasaki NINJA 400
1	S	Phil ATKINSON	54.869	14:16:39.659	7	Kawasaki NINJA 400
35	J	Zack WESTON	54.792	14:17:34.044	8	Kawasaki NINJA 400
191	J	Craig DANCE	54.580	14:18:29.455	9	Kawasaki NINJA 400

#### Session Leader History

NO	CL	NAME	FROM LAP	LAPS LED	DISTANCE	VEHICLE
35	J	Zack WESTON	1	9	10.87 miles	Kawasaki NINJA 400

#### Flag History

TYPE	TIME OF DAY
GREEN	14:10:05.346
FINISH	14:18:28.925

#### Flag Statistics

TYPE	COUNT	TOTAL LAPS	TOTAL TIME
Green	1	9	9:34.967
Red	0	0	0.000
Safety Car	0	0	0.000
FCY	0	0	0.000

# BMCRC - MRO Championships 2023 - Rnd 8 @ Brands Hatch Indy

## ACU Team Green Junior Cup & Senior Ninja Series

### RACE 9 - STATISTICS

**CLASS : S**

11 Starters

#### Fastest Lap History

NO	NAME	LAP TIME	TIME OF DAY	LAP	VEHICLE
1	Phil ATKINSON	<b>55.755</b>	14:12:02.722	2	Kawasaki NINJA 400
1	Phil ATKINSON	<b>55.490</b>	14:12:58.212	3	Kawasaki NINJA 400
1	Phil ATKINSON	<b>55.397</b>	14:14:49.502	5	Kawasaki NINJA 400
1	Phil ATKINSON	<b>55.288</b>	14:15:44.790	6	Kawasaki NINJA 400
1	Phil ATKINSON	<b>54.869</b>	14:16:39.659	7	Kawasaki NINJA 400

#### Leader History

NO	NAME	FROM LAP	LAPS LED	DISTANCE	VEHICLE
1	Phil ATKINSON	1	9	10.87 miles	Kawasaki NINJA 400

# BMCRC - MRO Championships 2023 - Rnd 8 @ Brands Hatch Indy

## ACU Team Green Junior Cup & Senior Ninja Series

### RACE 9 - STATISTICS

CLASS : J

12 Starters

#### Fastest Lap History

NO	NAME	LAP TIME	TIME OF DAY	LAP	VEHICLE
35	Zack WESTON	55.850	14:12:02.477	2	Kawasaki NINJA 400
191	Craig DANCE	55.201	14:12:03.840	2	Kawasaki NINJA 400
191	Craig DANCE	55.017	14:12:58.857	3	Kawasaki NINJA 400
191	Craig DANCE	54.891	14:13:53.749	4	Kawasaki NINJA 400
191	Craig DANCE	54.871	14:16:39.307	7	Kawasaki NINJA 400
35	Zack WESTON	54.792	14:17:34.044	8	Kawasaki NINJA 400
191	Craig DANCE	54.580	14:18:29.455	9	Kawasaki NINJA 400

#### Leader History

NO	NAME	FROM LAP	LAPS LED	DISTANCE	VEHICLE
35	Zack WESTON	1	9	10.87 miles	Kawasaki NINJA 400

**BMCRC - MRO Championships 2023 - Rnd 8 @ Brands Hatch Indy**



**ACU Team Green Junior Cup & Senior Ninja Series**

**RACE 19 - GRID (9 Laps)**



ROW 8	24		1:02.048	23	<b>33</b> Patrick KLINGE	22	1:01.767	<b>4</b> Nigel FRANKLIN
ROW 7		21	1:00.915		<b>54</b> Ben SCOTT	20	59.927	<b>400</b> Stuart THURTLÉ
				19	<b>87</b> Sam ATKINSON		59.888	
ROW 6	18	<b>12</b> Kees RAMSEY	58.586	17	<b>11</b> Freddie BATE	16	57.222	<b>10</b> Mike BRUNSDON
ROW 5		15	57.021		<b>47</b> Daryl DANCE	14	56.917	<b>141</b> Noah GUILLERY
				13	<b>0</b> Ramone HUNTE		56.773	
ROW 4	12	<b>16</b> Aleisha LAYTON	56.614	11	<b>7</b> Travis ROOKER	10	56.503	<b>31</b> Robbie PARK
ROW 3		9	56.460		<b>18</b> George HIGGINS	8	56.442	<b>34</b> Oliver ARBON
				7	<b>77</b> Joe WHITE		56.419	
ROW 2	6	<b>65</b> Konrad BREESE	56.369	5	<b>45</b> Marley MACKENZIE	4	55.615	<b>27</b> Ben BROWN
ROW 1		3	54.869		<b>1</b> Phil ATKINSON	2	54.792	<b>35</b> Zack WESTON
				1	<b>191</b> Craig DANCE		54.580	
<b>Pole</b>								

Brands Hatch Indy: 1.2079 miles

These results are provisional until the conclusion of any judicial and technical matters.

Clerk Of Course :	Stewards :	Timekeeper : <i>Craig Smith</i>
-------------------	------------	------------------------------------

Results can be found at [www.tsl-timing.com](http://www.tsl-timing.com)

Printed - 14:23 Saturday, 30 September 2023



# BMCRC - MRO Championships 2023 - Rnd 8 @ Brands Hatch Indy



## ACU Team Green Junior Cup & Senior Ninja Series

### RACE 19 - CLASSIFICATION

# Kawasaki

POS	NO	CL	PIC NAME	ENTRY	LAPS	TIME	GAP	DIFF	MPH	BEST	ON
1	35	J	1 Zack WESTON	Kawasaki NINJA 400 - NW Racing	9	8:24.447			77.58	54.850	9
2	191	J	2 Craig DANCE	Kawasaki NINJA 400 - 2 brothers scaffolding	9	8:24.487	0.040	0.040	77.57	54.857	8
3	1	S	1 Phil ATKINSON	Kawasaki NINJA 400 - ROSE MOT/Q Oil Treatments	9	8:26.059	1.612	1.572	77.33	55.058	7
4	34	S	2 Oliver ARBON	Kawasaki NINJA 400 - tt plumbing and heating	9	8:38.069	13.622	12.010	75.54	56.329	8
5	27	S	3 Ben BROWN	Kawasaki NINJA - Hunts Motorcycles	9	8:38.192	13.745	0.123	75.52	56.073	9
6	65	S	4 Konrad BREESE	Kawasaki NINJA 400 - STIHL Racing	9	8:38.361	13.914	0.169	75.50	56.334	8
7	77	S	5 Joe WHITE	Kawasaki NINJA 400 - Just In Graphics /MZ CONTR	9	8:39.509	15.062	1.148	75.33	56.713	8
8	16	J	3 Aleisha LAYTON	Kawasaki NINJA 300 -	9	8:42.987	18.540	3.478	74.83	56.816	7
9	7	J	4 Travis ROOKER	Kawasaki NINJA 400 -	9	8:43.699	19.252	0.712	74.73	56.828	8
10	45	J	5 Marley MACKENZIE	Kawasaki NINJA - Kirkcaldy Kawasaki, ELPM	9	8:43.992	19.545	0.293	74.69	56.905	9
11	18	J	6 George HIGGINS	Kawasaki NINJA 400 - Aztec Racing	9	8:44.201	19.754	0.209	74.66	56.841	8
12	11	J	7 Freddie BATE	Kawasaki NINJA 300 - hartjay	9	8:44.909	20.462	0.708	74.56	56.762	8
13	141	J	8 Noah GUILLERY	Kawasaki NINJA 300 - MDM-R	9	8:58.394	33.947	13.485	72.69	58.400	6
14	10	S	6 Mike BRUNSDON	Kawasaki NINJA 400 - Parts Europe	9	8:58.441	33.994	0.047	72.68	58.199	7
15	12	J	9 Kees RAMSEY	Kawasaki NINJA 400 -	9	8:59.374	34.927	0.933	72.56	58.589	5
16	87	J	10 Sam ATKINSON	Kawasaki NINJA 300 - Major Heat	9	9:14.092	49.645	14.718	70.63	1:00.107	5
17	400	S	7 Stuart THURTL	Kawasaki NINJA 400 - TeamTortoise Racing	9	9:20.679	56.232	6.587	69.80	1:00.637	4
18	54	S	8 Ben SCOTT	Kawasaki NINJA 250 - GI Landscapes VampTech	8	8:25.866	1 Lap	1 Lap	68.77	1:01.656	6
19	33	J	11 Patrick KLINGE	Kawasaki NINJA 300 - Klingklong Racing	8	8:36.759	1 Lap	10.893	67.32	1:03.110	7

#### NOT CLASSIFIED

DNF	47	S	Daryl DANCE	Kawasaki NINJA 300 -	8	7:47.447	1 Lap		74.42	56.628	8
DNF	0	S	Ramone HUNTE	Kawasaki NINJA 400 -	1	1:04.903	8 Laps	7 Laps	67.00		

#### FASTEST LAP

35	J	Zack WESTON	Kawasaki NINJA 400 - NW Racing	9	54.850	79.28 mph	127.59 kph
1	S	Phil ATKINSON	Kawasaki NINJA 400 - ROSE MOT/Q Oil Treatments	7	55.058	78.98 mph	127.10 kph

Class J - 92.5% of Race Speed = 71.76 mph

Class S - 92.5% of Race Speed = 71.53 mph

Weather / Track : Cloudy / Dry

These results are provisional until the conclusion of any judicial and technical matters.

Race Distance: 9 Laps / 10.87 miles

Brands Hatch Indy: 1.2079 miles

Date: 30/09/2023 Start: 17:47 Finish: 17:55

Clerk Of Course :	Stewards :	Timekeeper : <i>Craig Smith</i>
-------------------	------------	------------------------------------

Results can be found at [www.tsl-timing.com](http://www.tsl-timing.com)

Printed - 17:58 Saturday, 30 September 2023



# BMCRC - MRO Championships 2023 - Rnd 8 @ Brands Hatch Indy

## ACU Team Green Junior Cup & Senior Ninja Series

### RACE 19 - LAP CHART

#### LAP 1 @ 17:48:29.324

NO	BEHIND	LAP TIME
191		1:01.650
35	0.065	1:01.715
1	0.302	1:01.952
27	1.307	1:02.957
34	1.869	1:03.519
77	2.065	1:03.715
65	2.500	1:04.150
45	2.529	1:04.179
18	2.894	1:04.544
0	3.253	1:04.903
16	3.351	1:05.001
11	3.941	1:05.591
7	4.033	1:05.683
47	4.723	1:06.373
141	5.182	1:06.832
12	5.514	1:07.164
10	5.753	1:07.403
87	6.925	1:08.575
400	7.827	1:09.477
54	9.319	1:10.969
33	10.678	1:12.328

#### LAP 2 @ 17:49:24.785

NO	BEHIND	LAP TIME
191		55.461
35	0.044	55.440
1	0.607	55.766
34	2.867	56.459
27	2.953	57.107
77	3.826	57.222
65	4.021	56.982
18	4.819	57.386
45	5.026	57.958
16	5.500	57.610
7	6.518	57.946
47	7.083	57.821
11	7.183	58.703
141	9.722	1:00.001
12	9.833	59.780
10	10.226	59.934
87	12.797	1:01.333
400	13.498	1:01.132
54	16.639	1:02.781
33	19.217	1:04.000

#### LAP 3 @ 17:50:20.219

NO	BEHIND	LAP TIME
191		55.434
35	0.083	55.473
1	0.743	55.570
34	4.808	57.375
27	4.956	57.437
65	5.219	56.632
77	5.840	57.448
18	7.310	57.925
45	7.360	57.768
16	7.911	57.845
7	8.486	57.402
47	8.933	57.284
11	9.517	57.768
12	13.439	59.040
141	13.599	59.311

Weather / Track : Cloudy / Dry

Results can be found at [www.tsl-timing.com](http://www.tsl-timing.com)

10	13.920	59.128
87	18.064	1:00.701
400	19.048	1:00.984
54	23.821	1:02.616
33	27.103	1:03.320

#### LAP 4 @ 17:51:15.771

NO	BEHIND	LAP TIME
191		55.552
35	0.058	55.527
1	0.937	55.746
34	6.204	56.948
27	6.691	57.287
65	7.014	57.347
77	7.177	56.889
18	8.991	57.233
45	9.194	57.386
16	9.658	57.299
7	10.476	57.542
47	10.678	57.297
11	10.816	56.851
12	16.819	58.932
141	17.254	59.207
10	17.346	58.978
87	23.072	1:00.560
400	24.133	1:00.637
54	30.078	1:01.809
33	35.067	1:03.516

#### LAP 5 @ 17:52:11.032

NO	BEHIND	LAP TIME
191		55.261
35	0.082	55.285
1	1.195	55.519
34	7.968	57.025
27	8.292	56.862
65	8.621	56.868
77	8.785	56.869
45	11.557	57.624
16	11.659	57.262
18	11.704	57.974
7	12.187	56.972
47	12.900	57.483
11	13.011	57.456
12	20.147	58.589
141	20.397	58.404
10	20.672	58.587
87	27.918	1:00.107
400	30.236	1:01.364
54	36.886	1:02.069
33	43.028	1:03.222

#### LAP 6 @ 17:53:06.757

NO	BEHIND	LAP TIME
35		55.643
191	0.032	55.757
1	0.851	55.381
34	9.262	57.019
27	9.311	56.744
65	9.540	56.644
77	10.084	57.024
45	12.914	57.082
16	13.152	57.218
7	13.933	57.471

18	14.084	58.105
11	14.209	56.923
47	14.579	57.404
141	23.072	58.400
10	23.282	58.335
12	23.763	59.341
87	33.014	1:00.821
400	35.944	1:01.433
54	42.817	1:01.656
33	51.370	1:04.067

#### LAP 7 @ 17:54:02.061

NO	BEHIND	LAP TIME
191		55.272
35	0.137	55.441
1	0.605	55.058
34	10.845	56.887
65	10.927	56.691
27	11.028	57.021
77	11.678	56.898
16	14.664	56.816
45	14.838	57.228
7	15.602	56.973
18	15.944	57.164
47	16.432	57.157
11	16.519	57.614
10	26.177	58.199
141	26.270	58.502
12	27.491	59.032
87	38.294	1:00.584
400	42.237	1:01.597
54	49.514	1:02.001

#### LAP 8 @ 17:54:56.918

NO	BEHIND	LAP TIME
191		54.857
35	0.353	55.073
1	1.371	55.623
33	1 Lap	1:03.110
34	12.317	56.329
65	12.404	56.334
27	12.875	56.704
77	13.534	56.713
16	16.786	56.979
7	17.573	56.828
45	17.843	57.862
18	17.928	56.841
47	18.203	56.628
11	18.424	56.762
10	30.129	58.809
141	30.159	58.746
12	31.443	58.809
87	44.030	1:00.593
400	48.741	1:01.361

#### LAP 9 @ 17:55:52.121

NO	BEHIND	LAP TIME
35		54.850
191	0.040	55.243
54	1 Lap	1:01.965
1	1.612	55.444
33	1 Lap	1:03.196
34	13.622	56.508
27	13.745	56.073

65	13.914	56.713
77	15.062	56.731
16	18.540	56.957
7	19.252	56.882
45	19.545	56.905
18	19.754	57.029
11	20.462	57.241
141	33.947	58.991
10	33.994	59.068
12	34.927	58.687
87	49.645	1:00.818
400	56.232	1:02.694

Brands Hatch Indy: 1.2079 miles  
Date: 30/09/2023 Start: 17:47 Finish: 17:55

Printed - 17:57 Saturday, 30 September 2023

# BMCRC - MRO Championships 2023 - Rnd 8 @ Brands Hatch Indy

## ACU Team Green Junior Cup & Senior Ninja Series

### RACE 19 - POSITION CHART

No	Name	Lap										
		Pos	1	2	3	4	5	6	7	8	9	
191	DANCE	1	191	191	191	191	191	35	191	191	35	
35	WESTON	2	35	35	35	35	35	191	35	35	191	
1	ATKINSON	3	1	1	1	1	1	1	1	1	1	
27	BROWN	4	27	34	34	34	34	34	34	34	34	
45	MACKENZIE	5	34	27	27	27	27	27	65	65	27	
65	BREESE	6	77	77	65	65	65	65	27	27	65	
77	WHITE	7	65	65	77	77	77	77	77	77	77	
34	ARBON	8	45	18	18	18	45	45	16	16	16	
18	HIGGINS	9	18	45	45	45	16	16	45	7	7	
7	ROOKER	10	0	16	16	16	18	7	7	45	45	
16	LAYTON	11	16	7	7	7	7	18	18	18	18	
0	HUNTE	12	11	47	47	47	47	11	47	47	11	
141	GULLERY	13	7	11	11	11	11	47	11	11	141	
47	DANCE	14	47	141	12	12	12	141	10	10	10	
10	BRUNSDON	15	141	12	141	141	141	10	141	141	12	
11	BATE	16	12	10	10	10	10	12	12	12	87	
12	RAMSEY	17	10	87	87	87	87	87	87	87	400	
87	ATKINSON	18	87	400	400	400	400	400	400	400	400	
400	THURTLLE	19	400	54	54	54	54	54	54	54	54	
54	SCOTT	20	54	33	33	33	33	33	33	33	33	
33	KLINGE	21	33									



# BMCRC - MRO Championships 2023 - Rnd 8 @ Brands Hatch Indy

## ACU Team Green Junior Cup & Senior Ninja Series

### RACE 19 - SECTOR ANALYSIS



SECTOR 1 = FL to I1, SECTOR 2 = I1 to FL, DIFF = Difference To Personal Best Lap, P = Crossed Finish Line in Pit Lane, D = Time Disallowed

P1		35 J		Zack WESTON		Kawasaki NINJA 400 - NW Racing	
IDEAL LAP TIME : 54.519		BEST LAP TIME : 54.850		DIFFERENCE : 0.331			
LAP	SECTOR 1	SECTOR 2	LAP TIME	MPH	DIFF	TIME OF DAY	
1 -		22.886	1:01.715	70.46	6.865	17:48:29.389	
2 -	32.961	22.479	55.440	78.43	0.590	17:49:24.829	
3 -	32.878	22.595	55.473	78.39	0.623	17:50:20.302	
4 -	32.964	22.563	55.527	78.31	0.677	17:51:15.829	
5 -	33.021	22.264	55.285 (3)	78.65	0.435	17:52:11.114	
6 -	32.902	22.741	55.643	78.15	0.793	17:53:06.757	
7 -	32.943	22.498	55.441	78.43	0.591	17:54:02.198	
8 -	32.908	<b>22.165</b>	55.073 (2)	78.96	0.223	17:54:57.271	
9 -	<b>32.354</b>	22.496	<b>54.850 (1)</b>	<b>79.28</b>		<b>17:55:52.121</b>	

P2		191 J		Craig DANCE		Kawasaki NINJA 400 - 2 brothers scaffolding	
IDEAL LAP TIME : 54.695		BEST LAP TIME : 54.857		DIFFERENCE : 0.162			
LAP	SECTOR 1	SECTOR 2	LAP TIME	MPH	DIFF	TIME OF DAY	
1 -		22.698	1:01.650	70.53	6.793	17:48:29.324	
2 -	32.911	22.550	55.461	78.40	0.604	17:49:24.785	
3 -	32.748	22.686	55.434	78.44	0.577	17:50:20.219	
4 -	32.925	22.627	55.552	78.27	0.695	17:51:15.771	
5 -	32.809	22.452	55.261 (3)	78.69	0.404	17:52:11.032	
6 -	32.884	22.873	55.757	77.99	0.900	17:53:06.789	
7 -	32.791	22.481	55.272	78.67	0.415	17:54:02.061	
8 -	32.557	<b>22.300</b>	<b>54.857 (1)</b>	<b>79.27</b>		<b>17:54:56.918</b>	
9 -	<b>32.395</b>	22.848	55.243 (2)	78.71	0.386	17:55:52.161	

P3		1 S		Phil ATKINSON		Kawasaki NINJA 400 - ROSE MOT/Q Oil Treatments	
IDEAL LAP TIME : 55.058		BEST LAP TIME : 55.058		DIFFERENCE : 0.000			
LAP	SECTOR 1	SECTOR 2	LAP TIME	MPH	DIFF	TIME OF DAY	
1 -		22.734	1:01.952	70.19	6.894	17:48:29.626	
2 -	33.195	22.571	55.766	77.97	0.708	17:49:25.392	
3 -	33.000	22.570	55.570	78.25	0.512	17:50:20.962	
4 -	33.240	22.506	55.746	78.00	0.688	17:51:16.708	
5 -	32.994	22.525	55.519	78.32	0.461	17:52:12.227	
6 -	32.977	22.404	55.381 (2)	78.52	0.323	17:53:07.608	
7 -	<b>32.707</b>	<b>22.351</b>	<b>55.058 (1)</b>	<b>78.98</b>		<b>17:54:02.666</b>	
8 -	33.202	22.421	55.623	78.17	0.565	17:54:58.289	
9 -	32.863	22.581	55.444 (3)	78.43	0.386	17:55:53.733	

P4		34 S		Oliver ARBON		Kawasaki NINJA 400 - ft plumbing and heating	
IDEAL LAP TIME : 56.196		BEST LAP TIME : 56.329		DIFFERENCE : 0.133			
LAP	SECTOR 1	SECTOR 2	LAP TIME	MPH	DIFF	TIME OF DAY	
1 -		23.205	1:03.519	68.46	7.190	17:48:31.193	
2 -	33.779	22.680	56.459 (2)	77.02	0.130	17:49:27.652	
3 -	34.008	23.367	57.375	75.79	1.046	17:50:25.027	
4 -	33.990	22.958	56.948	76.36	0.619	17:51:21.975	
5 -	34.177	22.848	57.025	76.25	0.696	17:52:19.000	
6 -	33.922	23.097	57.019	76.26	0.690	17:53:16.019	
7 -	34.030	22.857	56.887	76.44	0.558	17:54:12.906	
8 -	33.850	<b>22.479</b>	<b>56.329 (1)</b>	<b>77.20</b>		<b>17:55:09.235</b>	
9 -	<b>33.717</b>	22.791	56.508 (3)	76.95	0.179	17:56:05.743	

# BMCRC - MRO Championships 2023 - Rnd 8 @ Brands Hatch Indy

## ACU Team Green Junior Cup & Senior Ninja Series

### RACE 19 - SECTOR ANALYSIS



SECTOR 1 = FL to I1, SECTOR 2 = I1 to FL, DIFF = Difference To Personal Best Lap, P = Crossed Finish Line in Pit Lane, D = Time Disallowed

P5		27 S		Ben BROWN		Kawasaki NINJA - Hunts Motorcycles	
IDEAL LAP TIME : 56.073		BEST LAP TIME : 56.073		DIFFERENCE : 0.000			
LAP	SECTOR 1	SECTOR 2	LAP TIME	MPH	DIFF	TIME OF DAY	
1 -		22.937	1:02.957	69.07	6.884	17:48:30.631	
2 -	34.250	22.857	57.107	76.14	1.034	17:49:27.738	
3 -	34.211	23.226	57.437	75.71	1.364	17:50:25.175	
4 -	34.496	22.791	57.287	75.90	1.214	17:51:22.462	
5 -	34.206	22.656	56.862	76.47	0.789	17:52:19.324	
6 -	34.171	22.573	56.744 (3)	76.63	0.671	17:53:16.068	
7 -	34.489	22.532	57.021	76.26	0.948	17:54:13.089	
8 -	34.286	22.418	56.704 (2)	76.68	0.631	17:55:09.793	
9 -	<b>33.729</b>	<b>22.344</b>	<b>56.073 (1)</b>	<b>77.55</b>		<b>17:56:05.866</b>	

P6		65 S		Konrad BREESE		Kawasaki NINJA 400 - STIHL Racing	
IDEAL LAP TIME : 56.248		BEST LAP TIME : 56.334		DIFFERENCE : 0.086			
LAP	SECTOR 1	SECTOR 2	LAP TIME	MPH	DIFF	TIME OF DAY	
1 -		23.293	1:04.150	67.78	7.816	17:48:31.824	
2 -	34.220	22.762	56.982	76.31	0.648	17:49:28.806	
3 -	33.694	22.938	56.632 (2)	76.78	0.298	17:50:25.438	
4 -	34.312	23.035	57.347	75.82	1.013	17:51:22.785	
5 -	33.934	22.934	56.868	76.46	0.534	17:52:19.653	
6 -	33.960	<b>22.684</b>	56.644 (3)	76.77	0.310	17:53:16.297	
7 -	33.967	22.724	56.691	76.70	0.357	17:54:12.988	
8 -	<b>33.564</b>	22.770	<b>56.334 (1)</b>	<b>77.19</b>		<b>17:55:09.322</b>	
9 -	33.919	22.794	56.713	76.67	0.379	17:56:06.035	

P7		77 S		Joe WHITE		Kawasaki NINJA 400 - Just In Graphics /MZ CONTRACTS/ Silve	
IDEAL LAP TIME : 56.587		BEST LAP TIME : 56.713		DIFFERENCE : 0.126			
LAP	SECTOR 1	SECTOR 2	LAP TIME	MPH	DIFF	TIME OF DAY	
1 -		23.403	1:03.715	68.25	7.002	17:48:31.389	
2 -	34.370	22.852	57.222	75.99	0.509	17:49:28.611	
3 -	34.317	23.131	57.448	75.69	0.735	17:50:26.059	
4 -	34.053	22.836	56.889	76.44	0.176	17:51:22.948	
5 -	34.079	22.790	56.869 (3)	76.46	0.156	17:52:19.817	
6 -	34.090	22.934	57.024	76.25	0.311	17:53:16.841	
7 -	34.169	<b>22.729</b>	56.898	76.42	0.185	17:54:13.739	
8 -	33.908	22.805	<b>56.713 (1)</b>	<b>76.67</b>		<b>17:55:10.452</b>	
9 -	<b>33.858</b>	22.873	56.731 (2)	76.65	0.018	17:56:07.183	

P8		16 J		Aleisha LAYTON		Kawasaki NINJA 300 -	
IDEAL LAP TIME : 56.781		BEST LAP TIME : 56.816		DIFFERENCE : 0.035			
LAP	SECTOR 1	SECTOR 2	LAP TIME	MPH	DIFF	TIME OF DAY	
1 -		23.594	1:05.001	66.89	8.185	17:48:32.675	
2 -	34.470	23.140	57.610	75.48	0.794	17:49:30.285	
3 -	34.573	23.272	57.845	75.17	1.029	17:50:28.130	
4 -	34.421	22.878	57.299	75.89	0.483	17:51:25.429	
5 -	34.307	22.955	57.262	75.94	0.446	17:52:22.691	
6 -	34.430	<b>22.788</b>	57.218	76.00	0.402	17:53:19.909	
7 -	<b>33.993</b>	22.823	<b>56.816 (1)</b>	<b>76.53</b>		<b>17:54:16.725</b>	
8 -	34.158	22.821	56.979 (3)	76.31	0.163	17:55:13.704	
9 -	34.144	22.813	56.957 (2)	76.34	0.141	17:56:10.661	

# BMCRC - MRO Championships 2023 - Rnd 8 @ Brands Hatch Indy

## ACU Team Green Junior Cup & Senior Ninja Series

### RACE 19 - SECTOR ANALYSIS



SECTOR 1 = FL to I1, SECTOR 2 = I1 to FL, DIFF = Difference To Personal Best Lap, P = Crossed Finish Line in Pit Lane, D = Time Disallowed

P9		7 J	Travis ROOKER		Kawasaki NINJA 400 -		
IDEAL LAP TIME : 56.671		BEST LAP TIME : 56.828		DIFFERENCE : 0.157			
LAP	SECTOR 1	SECTOR 2	LAP TIME	MPH	DIFF	TIME OF DAY	
1 -		23.145	1:05.683	66.20	8.855	17:48:33.357	
2 -	34.675	23.271	57.946	75.04	1.118	17:49:31.303	
3 -	34.141	23.261	57.402	75.75	0.574	17:50:28.705	
4 -	34.232	23.310	57.542	75.57	0.714	17:51:26.247	
5 -	34.109	<b>22.863</b>	56.972 (3)	76.32	0.144	17:52:23.219	
6 -	34.268	23.203	57.471	75.66	0.643	17:53:20.690	
7 -	34.079	22.894	56.973	76.32	0.145	17:54:17.663	
8 -	<b>33.808</b>	23.020	<b>56.828 (1)</b>	<b>76.52</b>		<b>17:55:14.491</b>	
9 -	33.953	22.929	56.882 (2)	76.44	0.054	17:56:11.373	

P10		45 J	Marley MACKENZIE		Kawasaki NINJA - Kirkcaldy Kawasaki, ELPM		
IDEAL LAP TIME : 56.693		BEST LAP TIME : 56.905		DIFFERENCE : 0.212			
LAP	SECTOR 1	SECTOR 2	LAP TIME	MPH	DIFF	TIME OF DAY	
1 -		23.399	1:04.179	67.75	7.274	17:48:31.853	
2 -	34.527	23.431	57.958	75.03	1.053	17:49:29.811	
3 -	34.177	23.591	57.768	75.27	0.863	17:50:27.579	
4 -	34.253	23.133	57.386	75.77	0.481	17:51:24.965	
5 -	34.400	23.224	57.624	75.46	0.719	17:52:22.589	
6 -	<b>33.925</b>	23.157	57.082 (2)	76.18	0.177	17:53:19.671	
7 -	34.038	23.190	57.228 (3)	75.98	0.323	17:54:16.899	
8 -	34.502	23.360	57.862	75.15	0.957	17:55:14.761	
9 -	34.137	<b>22.768</b>	<b>56.905 (1)</b>	<b>76.41</b>		<b>17:56:11.666</b>	

P11		18 J	George HIGGINS		Kawasaki NINJA 400 - Aztec Racing		
IDEAL LAP TIME : 56.761		BEST LAP TIME : 56.841		DIFFERENCE : 0.080			
LAP	SECTOR 1	SECTOR 2	LAP TIME	MPH	DIFF	TIME OF DAY	
1 -		23.392	1:04.544	67.37	7.703	17:48:32.218	
2 -	34.188	23.198	57.386	75.77	0.545	17:49:29.604	
3 -	34.214	23.711	57.925	75.07	1.084	17:50:27.529	
4 -	34.113	23.120	57.233	75.98	0.392	17:51:24.762	
5 -	34.706	23.268	57.974	75.00	1.133	17:52:22.736	
6 -	34.571	23.534	58.105	74.84	1.264	17:53:20.841	
7 -	33.988	23.176	57.164 (3)	76.07	0.323	17:54:18.005	
8 -	<b>33.791</b>	23.050	<b>56.841 (1)</b>	<b>76.50</b>		<b>17:55:14.846</b>	
9 -	34.059	<b>22.970</b>	57.029 (2)	76.25	0.188	17:56:11.875	

P12		11 J	Freddie BATE		Kawasaki NINJA 300 - hartjay		
IDEAL LAP TIME : 56.647		BEST LAP TIME : 56.762		DIFFERENCE : 0.115			
LAP	SECTOR 1	SECTOR 2	LAP TIME	MPH	DIFF	TIME OF DAY	
1 -		23.306	1:05.591	66.29	8.829	17:48:33.265	
2 -	34.976	23.727	58.703	74.07	1.941	17:49:31.968	
3 -	34.453	23.315	57.768	75.27	1.006	17:50:29.736	
4 -	34.045	22.806	56.851 (2)	76.49	0.089	17:51:26.587	
5 -	34.374	23.082	57.456	75.68	0.694	17:52:24.043	
6 -	<b>33.878</b>	23.045	56.923 (3)	76.39	0.161	17:53:20.966	
7 -	34.506	23.108	57.614	75.47	0.852	17:54:18.580	
8 -	33.993	<b>22.769</b>	<b>56.762 (1)</b>	<b>76.61</b>		<b>17:55:15.342</b>	
9 -	34.018	23.223	57.241	75.97	0.479	17:56:12.583	

# BMCRC - MRO Championships 2023 - Rnd 8 @ Brands Hatch Indy

## ACU Team Green Junior Cup & Senior Ninja Series

### RACE 19 - SECTOR ANALYSIS



SECTOR 1 = FL to I1, SECTOR 2 = I1 to FL, DIFF = Difference To Personal Best Lap, P = Crossed Finish Line in Pit Lane, D = Time Disallowed

P13 141 J		Noah GUILLERY		Kawasaki NINJA 300 - MDM-R		
IDEAL LAP TIME : 58.220		BEST LAP TIME : 58.400		DIFFERENCE : 0.180		
LAP	SECTOR 1	SECTOR 2	LAP TIME	MPH	DIFF	TIME OF DAY
1 -		23.756	1:06.832	65.06	8.432	17:48:34.506
2 -	35.976	24.025	1:00.001	72.47	1.601	17:49:34.507
3 -	35.696	23.615	59.311	73.31	0.911	17:50:33.818
4 -	35.552	23.655	59.207	73.44	0.807	17:51:33.025
5 -	35.115	23.289	58.404 (2)	74.45	0.004	17:52:31.429
6 -	<b>34.977</b>	23.423	<b>58.400 (1)</b>	<b>74.46</b>		<b>17:53:29.829</b>
7 -	35.259	<b>23.243</b>	58.502 (3)	74.33	0.102	17:54:28.331
8 -	35.082	23.664	58.746	74.02	0.346	17:55:27.077
9 -	35.318	23.673	58.991	73.71	0.591	17:56:26.068

P14 10 S		Mike BRUNSDON		Kawasaki NINJA 400 - Parts Europe		
IDEAL LAP TIME : 58.167		BEST LAP TIME : 58.199		DIFFERENCE : 0.032		
LAP	SECTOR 1	SECTOR 2	LAP TIME	MPH	DIFF	TIME OF DAY
1 -		24.018	1:07.403	64.51	9.204	17:48:35.077
2 -	36.351	23.583	59.934	72.55	1.735	17:49:35.011
3 -	35.442	23.686	59.128	73.54	0.929	17:50:34.139
4 -	35.179	23.799	58.978	73.73	0.779	17:51:33.117
5 -	35.379	<b>23.208</b>	58.587 (3)	74.22	0.388	17:52:31.704
6 -	35.065	23.270	58.335 (2)	74.54	0.136	17:53:30.039
7 -	<b>34.959</b>	23.240	<b>58.199 (1)</b>	<b>74.71</b>		<b>17:54:28.238</b>
8 -	35.231	23.578	58.809	73.94	0.610	17:55:27.047
9 -	35.564	23.504	59.068	73.62	0.869	17:56:26.115

P15 12 J		Kees RAMSEY		Kawasaki NINJA 400 -		
IDEAL LAP TIME : 58.262		BEST LAP TIME : 58.589		DIFFERENCE : 0.327		
LAP	SECTOR 1	SECTOR 2	LAP TIME	MPH	DIFF	TIME OF DAY
1 -		24.161	1:07.164	64.74	8.575	17:48:34.838
2 -	36.066	23.714	59.780	72.74	1.191	17:49:34.618
3 -	35.433	23.607	59.040	73.65	0.451	17:50:33.658
4 -	35.433	23.499	58.932	73.79	0.343	17:51:32.590
5 -	<b>35.064</b>	23.525	<b>58.589 (1)</b>	<b>74.22</b>		<b>17:52:31.179</b>
6 -	35.878	23.463	59.341	73.28	0.752	17:53:30.520
7 -	35.834	<b>23.198</b>	59.032	73.66	0.443	17:54:29.552
8 -	35.291	23.518	58.809 (3)	73.94	0.220	17:55:28.361
9 -	35.175	23.512	58.687 (2)	74.09	0.098	17:56:27.048

P16 87 J		Sam ATKINSON		Kawasaki NINJA 300 - Major Heat		
IDEAL LAP TIME : 1:00.107		BEST LAP TIME : 1:00.107		DIFFERENCE : 0.000		
LAP	SECTOR 1	SECTOR 2	LAP TIME	MPH	DIFF	TIME OF DAY
1 -		24.391	1:08.575	63.41	8.468	17:48:36.249
2 -	36.825	24.508	1:01.333	70.90	1.226	17:49:37.582
3 -	36.309	24.392	1:00.701	71.63	0.594	17:50:38.283
4 -	36.192	24.368	1:00.560 (2)	71.80	0.453	17:51:38.843
5 -	<b>35.916</b>	<b>24.191</b>	<b>1:00.107 (1)</b>	<b>72.34</b>		<b>17:52:38.950</b>
6 -	36.311	24.510	1:00.821	71.49	0.714	17:53:39.771
7 -	36.162	24.422	1:00.584 (3)	71.77	0.477	17:54:40.355
8 -	36.342	24.251	1:00.593	71.76	0.486	17:55:40.948
9 -	36.074	24.744	1:00.818	71.50	0.711	17:56:41.766

# BMCRC - MRO Championships 2023 - Rnd 8 @ Brands Hatch Indy

## ACU Team Green Junior Cup & Senior Ninja Series

### RACE 19 - SECTOR ANALYSIS



SECTOR 1 = FL to I1, SECTOR 2 = I1 to FL, DIFF = Difference To Personal Best Lap, P = Crossed Finish Line in Pit Lane, D = Time Disallowed

P17 400 S		Stuart THURTLÉ		Kawasaki NINJA 400 - TeamTortoise Racing		
IDEAL LAP TIME : 1:00.610		BEST LAP TIME : 1:00.637		DIFFERENCE : 0.027		
LAP	SECTOR 1	SECTOR 2	LAP TIME	MPH	DIFF	TIME OF DAY
1 -		24.451	1:09.477	62.58	8.840	17:48:37.151
2 -	36.851	24.281	1:01.132 (3)	71.13	0.495	17:49:38.283
3 -	36.573	24.411	1:00.984 (2)	71.30	0.347	17:50:39.267
4 -	<b>36.343</b>	24.294	<b>1:00.637 (1)</b>	<b>71.71</b>		<b>17:51:39.904</b>
5 -	36.930	24.434	1:01.364	70.86	0.727	17:52:41.268
6 -	36.975	24.458	1:01.433	70.78	0.796	17:53:42.701
7 -	37.299	24.298	1:01.597	70.59	0.960	17:54:44.298
8 -	37.094	<b>24.267</b>	1:01.361	70.86	0.724	17:55:45.659
9 -	37.661	25.033	1:02.694	69.36	2.057	17:56:48.353

P18 54 S		Ben SCOTT		Kawasaki NINJA 250 - GI Landscapes VampTech		
IDEAL LAP TIME : 1:01.417		BEST LAP TIME : 1:01.656		DIFFERENCE : 0.239		
LAP	SECTOR 1	SECTOR 2	LAP TIME	MPH	DIFF	TIME OF DAY
1 -		24.996	1:10.969	61.27	9.313	17:48:38.643
2 -	37.688	25.093	1:02.781	69.26	1.125	17:49:41.424
3 -	37.381	25.235	1:02.616	69.44	0.960	17:50:44.040
4 -	<b>36.883</b>	24.926	1:01.809 (2)	70.35	0.153	17:51:45.849
5 -	37.370	24.699	1:02.069	70.06	0.413	17:52:47.918
6 -	37.122	<b>24.534</b>	<b>1:01.656 (1)</b>	<b>70.53</b>		<b>17:53:49.574</b>
7 -	37.309	24.692	1:02.001	70.13	0.345	17:54:51.575
8 -	37.324	24.641	1:01.965 (3)	70.17	0.309	17:55:53.540

P19 33 J		Patrick KLINGE		Kawasaki NINJA 300 - Klingklong Racing		
IDEAL LAP TIME : 1:02.903		BEST LAP TIME : 1:03.110		DIFFERENCE : 0.207		
LAP	SECTOR 1	SECTOR 2	LAP TIME	MPH	DIFF	TIME OF DAY
1 -		25.528	1:12.328	60.12	9.218	17:48:40.002
2 -	38.370	25.630	1:04.000	67.94	0.890	17:49:44.002
3 -	37.997	25.323	1:03.320	68.67	0.210	17:50:47.322
4 -	<b>37.991</b>	25.525	1:03.516	68.46	0.406	17:51:50.838
5 -	38.109	25.113	1:03.222 (3)	68.78	0.112	17:52:54.060
6 -	38.905	25.162	1:04.067	67.87	0.957	17:53:58.127
7 -	38.198	<b>24.912</b>	<b>1:03.110 (1)</b>	<b>68.90</b>		<b>17:55:01.237</b>
8 -	37.997	25.199	1:03.196 (2)	68.81	0.086	17:56:04.433

P20 47 S		Daryl DANCE		Kawasaki NINJA 300 -		
IDEAL LAP TIME : 56.628		BEST LAP TIME : 56.628		DIFFERENCE : 0.000		
LAP	SECTOR 1	SECTOR 2	LAP TIME	MPH	DIFF	TIME OF DAY
1 -		23.639	1:06.373	65.51	9.745	17:48:34.047
2 -	34.549	23.272	57.821	75.20	1.193	17:49:31.868
3 -	34.020	23.264	57.284 (3)	75.91	0.656	17:50:29.152
4 -	34.133	23.164	57.297	75.89	0.669	17:51:26.449
5 -	34.343	23.140	57.483	75.65	0.855	17:52:23.932
6 -	34.120	23.284	57.404	75.75	0.776	17:53:21.336
7 -	33.982	23.175	57.157 (2)	76.08	0.529	17:54:18.493
8 -	<b>33.676</b>	<b>22.952</b>	<b>56.628 (1)</b>	<b>76.79</b>		<b>17:55:15.121</b>

P21 0 S		Ramone HUNTE		Kawasaki NINJA 400 -		
IDEAL LAP TIME : 57.631		BEST LAP TIME :		DIFFERENCE :		
LAP	SECTOR 1	SECTOR 2	LAP TIME	MPH	DIFF	TIME OF DAY
1 -		<b>22.989</b>	1:04.903	67.00		17:48:32.577

# BMCRC - MRO Championships 2023 - Rnd 8 @ Brands Hatch Indy

## ACU Team Green Junior Cup & Senior Ninja Series

### RACE 19 - BEST SECTORS

SECTOR 1			SECTOR 2			IDEAL / BEST COMPARISON						
POS	NO	NAME	TIME	NO	NAME	TIME	POS	NO	NAME	IDEAL	BEST	DIFF
									<b>PERFECT LAP</b>	<b>54.519</b>		
1	35	WESTON	32.354	35	WESTON	22.165	1	35	WESTON	54.519	54.850	0.331
2	191	DANCE	32.395	191	DANCE	22.300	2	191	DANCE	54.695	54.857	0.162
3	1	ATKINSON	32.707	27	BROWN	22.344	3	1	ATKINSON	55.058	55.058	0.000
4	65	BREESE	33.564	1	ATKINSON	22.351	4	27	BROWN	56.073	56.073	0.000
5	47	DANCE	33.676	34	ARBON	22.479	5	34	ARBON	56.196	56.329	0.133
6	34	ARBON	33.717	65	BREESE	22.684	6	65	BREESE	56.248	56.334	0.086
7	27	BROWN	33.729	77	WHITE	22.729	7	77	WHITE	56.587	56.713	0.126
8	18	HIGGINS	33.791	45	MACKENZIE	22.768	8	47	DANCE	56.628	56.628	0.000
9	7	ROOKER	33.808	11	BATE	22.769	9	11	BATE	56.647	56.762	0.115
10	77	WHITE	33.858	16	LAYTON	22.788	10	7	ROOKER	56.671	56.828	0.157
11	11	BATE	33.878	7	ROOKER	22.863	11	45	MACKENZIE	56.693	56.905	0.212
12	45	MACKENZIE	33.925	47	DANCE	22.952	12	18	HIGGINS	56.761	56.841	0.080
13	16	LAYTON	33.993	18	HIGGINS	22.970	13	16	LAYTON	56.781	56.816	0.035
14	0	HUNTE	34.642	0	HUNTE	22.989	14	0	HUNTE	57.631		
15	10	BRUNSDON	34.959	12	RAMSEY	23.198	15	10	BRUNSDON	58.167	58.199	0.032
16	141	GUILLERY	34.977	10	BRUNSDON	23.208	16	141	GUILLERY	58.220	58.400	0.180
17	12	RAMSEY	35.064	141	GUILLERY	23.243	17	12	RAMSEY	58.262	58.589	0.327
18	87	ATKINSON	35.916	87	ATKINSON	24.191	18	87	ATKINSON	1:00.107	1:00.107	0.000
19	400	THURTL	36.343	400	THURTL	24.267	19	400	THURTL	1:00.610	1:00.637	0.027
20	54	SCOTT	36.883	54	SCOTT	24.534	20	54	SCOTT	1:01.417	1:01.656	0.239
21	33	KLINGE	37.991	33	KLINGE	24.912	21	33	KLINGE	1:02.903	1:03.110	0.207

# BMCRC - MRO Championships 2023 - Rnd 8 @ Brands Hatch Indy

## ACU Team Green Junior Cup & Senior Ninja Series

### RACE 19 - STATISTICS

**Competitors Started** 21  
**Planned Start** 2023-09-30 @ 17:00:00.000  
**Actual Start** 2023-09-30 @ 17:47:27.673  
**Finish Time** 2023-09-30 @ 17:55:52.120  
**Track Length** 1.2079mi.  
**Total Laps** 178  
**Total Distance Covered** 215.0143mi.

#### Session Fastest Lap History

NO	CL	NAME	LAP TIME	TIME OF DAY	LAP	VEHICLE
191	J	Craig DANCE	55.461	17:49:24.799	2	Kawasaki NINJA 400
35	J	Zack WESTON	55.440	17:49:24.829	2	Kawasaki NINJA 400
191	J	Craig DANCE	55.434	17:50:20.232	3	Kawasaki NINJA 400
191	J	Craig DANCE	55.261	17:52:11.045	5	Kawasaki NINJA 400
1	S	Phil ATKINSON	55.058	17:54:02.676	7	Kawasaki NINJA 400
191	J	Craig DANCE	54.857	17:54:56.932	8	Kawasaki NINJA 400
35	J	Zack WESTON	54.850	17:55:52.136	9	Kawasaki NINJA 400

#### Session Leader History

NO	CL	NAME	FROM LAP	LAPS LED	DISTANCE	VEHICLE
191	J	Craig DANCE	1	5	6.03 miles	Kawasaki NINJA 400
35	J	Zack WESTON	6	1	1.20 miles	Kawasaki NINJA 400
191	J	Craig DANCE	7	2	2.41 miles	Kawasaki NINJA 400
35	J	Zack WESTON	9	1	1.20 miles	Kawasaki NINJA 400

#### Flag History

TYPE	TIME OF DAY
GREEN	17:47:27.673
FINISH	17:55:52.120

#### Flag Statistics

TYPE	COUNT	TOTAL LAPS	TOTAL TIME
Green	1	9	9:27.908
Red	0	0	0.000
Safety Car	0	0	0.000
FCY	0	0	0.000

# BMCRC - MRO Championships 2023 - Rnd 8 @ Brands Hatch Indy

## ACU Team Green Junior Cup & Senior Ninja Series

### RACE 19 - STATISTICS

CLASS : S

10 Starters

#### Fastest Lap History

NO	NAME	LAP TIME	TIME OF DAY	LAP	VEHICLE
1	Phil ATKINSON	55.766	17:49:25.402	2	Kawasaki NINJA 400
1	Phil ATKINSON	55.570	17:50:20.972	3	Kawasaki NINJA 400
1	Phil ATKINSON	55.519	17:52:12.237	5	Kawasaki NINJA 400
1	Phil ATKINSON	55.381	17:53:07.618	6	Kawasaki NINJA 400
1	Phil ATKINSON	55.058	17:54:02.676	7	Kawasaki NINJA 400

#### Leader History

NO	NAME	FROM LAP	LAPS LED	DISTANCE	VEHICLE
1	Phil ATKINSON	1	9	10.87 miles	Kawasaki NINJA 400



# BMCRC - MRO Championships 2023 - Rnd 8 @ Brands Hatch Indy

## ACU Team Green Junior Cup & Senior Ninja Series

### RACE 19 - STATISTICS

CLASS : J

11 Starters

#### Fastest Lap History

NO	NAME	LAP TIME	TIME OF DAY	LAP	VEHICLE
191	Craig DANCE	55.461	17:49:24.799	2	Kawasaki NINJA 400
35	Zack WESTON	55.440	17:49:24.829	2	Kawasaki NINJA 400
191	Craig DANCE	55.434	17:50:20.232	3	Kawasaki NINJA 400
191	Craig DANCE	55.261	17:52:11.045	5	Kawasaki NINJA 400
191	Craig DANCE	54.857	17:54:56.932	8	Kawasaki NINJA 400
35	Zack WESTON	54.850	17:55:52.136	9	Kawasaki NINJA 400

#### Leader History

NO	NAME	FROM LAP	LAPS LED	DISTANCE	VEHICLE
191	Craig DANCE	1	5	6.03 miles	Kawasaki NINJA 400
35	Zack WESTON	6	1	1.20 miles	Kawasaki NINJA 400
191	Craig DANCE	7	2	2.41 miles	Kawasaki NINJA 400
35	Zack WESTON	9	1	1.20 miles	Kawasaki NINJA 400

**BMCRC - MRO Championships 2023 - Rnd 8 @ Brands Hatch Indy**



**ACU Team Green Junior Cup & Senior Ninja Series**

**RACE 9 - GRID (11 Laps)**



ROW 8	24		23	<b>4</b> Nigel FRANKLIN	22	<b>31</b> Robbie PARK	
ROW 7		21	<b>33</b> Patrick KLINGE 1:03.110	20	<b>54</b> Ben SCOTT 1:01.656	19	<b>0</b> Ramone HUNTE
ROW 6	18	<b>400</b> Stuart THURTLE 1:00.637	17	<b>87</b> Sam ATKINSON 1:00.107	16	<b>12</b> Kees RAMSEY 58.589	
ROW 5		15	<b>141</b> Noah GUILLERY 58.400	14	<b>10</b> Mike BRUNSDON 58.199	13	<b>45</b> Marley MACKENZIE 56.905
ROW 4	12	<b>18</b> George HIGGINS 56.841	11	<b>7</b> Travis ROOKER 56.828	10	<b>16</b> Aleisha LAYTON 56.816	
ROW 3		9	<b>11</b> Freddie BATE 56.762	8	<b>77</b> Joe WHITE 56.713	7	<b>47</b> Daryl DANCE 56.628
ROW 2	6	<b>65</b> Konrad BREESE 56.334	5	<b>34</b> Oliver ARBON 56.329	4	<b>27</b> Ben BROWN 56.073	
ROW 1		3	<b>1</b> Phil ATKINSON 55.058	2	<b>191</b> Craig DANCE 54.857	1	<b>35</b> Zack WESTON 54.850
<b>Pole</b>							

Brands Hatch Indy: 1.2079 miles

These results are provisional until the conclusion of any judicial and technical matters.

Clerk Of Course :	Stewards :	Timekeeper : <i>Craig Smith</i>
-------------------	------------	------------------------------------

Results can be found at [www.tsl-timing.com](http://www.tsl-timing.com)

Printed - 17:59 Saturday, 30 September 2023



# BMCRC - MRO Championships 2023 - Rnd 8 @ Brands Hatch Indy



## ACU Team Green Junior Cup & Senior Ninja Series

### RACE 9 - CLASSIFICATION

# Kawasaki

POS	NO	CL	PIC NAME	ENTRY	LAPS	TIME	GAP	DIFF	MPH	BEST	ON
1	1	S	1 Phil ATKINSON	Kawasaki NINJA 400 - ROSE MOT/Q Oil Treatments	11	10:20.384			77.10	55.033	3
2	35	J	1 Zack WESTON	Kawasaki NINJA 400 - NW Racing	11	10:27.958	7.574	7.574	76.17	55.023	3
3	16	J	2 Aleisha LAYTON	Kawasaki NINJA 300 -	11	10:32.456	12.072	4.498	75.63	56.312	11
4	27	S	2 Ben BROWN	Kawasaki NINJA - Hunts Motorcycles	11	10:32.745	12.361	0.289	75.59	56.354	10
5	34	S	3 Oliver ARBON	Kawasaki NINJA 400 - tt plumbing and heating	11	10:32.846	12.462	0.101	75.58	56.117	11
6	65	S	4 Konrad BREESE	Kawasaki NINJA 400 - STIHL Racing	11	10:33.670	13.286	0.824	75.48	56.614	9
7	77	S	5 Joe WHITE	Kawasaki NINJA 400 - Just In Graphics /MZ CONTR	11	10:34.360	13.976	0.690	75.40	56.483	6
8	7	J	3 Travis ROOKER	Kawasaki NINJA 400 -	11	10:34.786	14.402	0.426	75.35	56.510	4
9	45	J	4 Marley MACKENZIE	Kawasaki NINJA - Kirkcaldy Kawasaki, ELPM	11	10:37.929	17.545	3.143	74.98	56.705	8
10	0	S	6 Ramone HUNTE	Kawasaki NINJA 400 -	11	10:38.330	17.946	0.401	74.93	56.838	10
11	18	J	5 George HIGGINS	Kawasaki NINJA 400 - Aztec Racing	11	10:38.497	18.113	0.167	74.91	56.836	9
12	11	J	6 Freddie BATE	Kawasaki NINJA 300 - hartjay	11	10:39.319	18.935	0.822	74.82	56.860	4
13	141	J	7 Noah GUILLERY	Kawasaki NINJA 300 - MDM-R	11	10:50.294	29.910	10.975	73.55	57.938	7
14	10	S	7 Mike BRUNSDON	Kawasaki NINJA 400 - Parts Europe	11	10:50.461	30.077	0.167	73.53	57.837	11
15	12	J	8 Kees RAMSEY	Kawasaki NINJA 400 -	11	10:50.950	30.566	0.489	73.48	57.683	11
16	400	S	8 Stuart THURTLIE	Kawasaki NINJA 400 - TeamTortoise Racing	11	11:06.410	46.026	15.460	71.77	59.167	9
17	87	J	9 Sam ATKINSON	Kawasaki NINJA 300 - Major Heat	11	11:06.626	46.242	0.216	71.75	59.020	11
18	54	S	9 Ben SCOTT	Kawasaki NINJA 250 - GI Landscapes VampTech	11	11:15.746	55.362	9.120	70.78	1:00.038	9
19	33	J	10 Patrick KLINGE	Kawasaki NINJA 300 - Klingklong Racing	10	10:35.721	1 Lap	1 Lap	68.40	1:02.073	9

#### NOT CLASSIFIED

DNF	191	J	Craig DANCE	Kawasaki NINJA 400 - 2 brothers scaffolding	3	2:50.921	8 Laps	7 Laps	76.32	54.726	3
-----	-----	---	-------------	---	---	----------	--------	--------	-------	--------	---

#### FASTEST LAP

	191	J	Craig DANCE	Kawasaki NINJA 400 - 2 brothers scaffolding	3	54.726			79.46 mph	127.88 kph	
	1	S	Phil ATKINSON	Kawasaki NINJA 400 - ROSE MOT/Q Oil Treatments	3	55.033			79.01 mph	127.16 kph	

Class S - 92.5% of Race Speed = 71.31 mph

Class J - 92.5% of Race Speed = 70.45 mph

Weather / Track : Cloudy / Drying

These results are provisional until the conclusion of any judicial and technical matters.

Race Distance: 11 Laps / 13.28 miles

Brands Hatch Indy: 1.2079 miles

Date: 01/10/2023 Start: 12:33 Finish: 12:44

Clerk Of Course :

Stewards :

Timekeeper :

*Craig Smith*

Results can be found at [www.tsl-timing.com](http://www.tsl-timing.com)

Printed - 12:45 Sunday, 01 October 2023



# BMCRC - MRO Championships 2023 - Rnd 8 @ Brands Hatch Indy

## ACU Team Green Junior Cup & Senior Ninja Series

### RACE 9 - LAP CHART

#### LAP 1 @ 12:34:42.194

NO	BEHIND	LAP TIME
191		1:00.941
35	0.098	1:01.039
1	0.535	1:01.476
16	1.851	1:02.792
34	1.882	1:02.823
27	1.917	1:02.858
65	2.699	1:03.640
0	3.112	1:04.053
7	3.210	1:04.151
77	3.695	1:04.636
11	4.229	1:05.170
18	4.475	1:05.416
45	4.557	1:05.498
141	4.994	1:05.935
10	5.172	1:06.113
87	6.454	1:07.395
12	6.551	1:07.492
400	7.362	1:08.303
54	8.351	1:09.292
33	9.875	1:10.816

#### LAP 2 @ 12:35:37.448

NO	BEHIND	LAP TIME
191		55.254
35	0.055	55.211
1	0.333	55.052
16	3.527	56.930
27	3.835	57.172
34	3.917	57.289
65	4.420	56.975
7	4.945	56.989
0	5.039	57.181
77	5.844	57.403
11	6.403	57.428
45	6.456	57.153
18	6.590	57.369
141	7.844	58.104
10	8.205	58.287
12	10.627	59.330
87	11.575	1:00.375
400	12.013	59.905
54	14.165	1:01.068
33	17.250	1:02.629

#### LAP 3 @ 12:36:32.174

NO	BEHIND	LAP TIME
191		54.726
35	0.352	55.023
1	0.640	55.033
16	5.518	56.717
34	6.221	57.030
27	6.304	57.195
7	6.981	56.762
65	7.109	57.415
77	8.053	56.935
45	8.724	56.994
0	8.775	58.462
11	8.857	57.180
18	9.501	57.637
141	11.947	58.829
10	12.051	58.572
12	14.608	58.707

87	16.970	1:00.121
400	17.079	59.792
54	20.018	1:00.579
33	25.480	1:02.956

#### LAP 4 @ 12:37:28.500

NO	BEHIND	LAP TIME
35		55.974
1	0.182	55.868
16	6.157	56.965
34	6.698	56.803
27	7.016	57.038
7	7.165	56.510
65	7.716	56.933
77	8.591	56.864
11	9.391	56.860
0	9.880	57.431
45	10.210	57.812
18	10.500	57.325
141	14.453	58.832
10	14.539	58.814
12	16.964	58.682
87	20.845	1:00.201
400	21.148	1:00.395
54	24.859	1:01.167
33	32.868	1:03.714

#### LAP 5 @ 12:38:25.510

NO	BEHIND	LAP TIME
1		56.828
35	0.159	57.169
16	6.281	57.134
34	6.935	57.247
27	7.601	57.595
7	7.686	57.531
65	7.857	57.151
77	8.252	56.671
11	9.737	57.356
0	9.975	57.105
45	10.236	57.036
18	10.508	57.018
10	15.885	58.356
141	16.181	58.738
12	18.424	58.470
87	23.978	1:00.143
400	24.187	1:00.049
54	29.204	1:01.355
33	38.889	1:03.031

#### LAP 6 @ 12:39:21.244

NO	BEHIND	LAP TIME
1		55.734
35	1.019	56.594
16	7.704	57.157
34	8.074	56.873
27	8.331	56.464
7	8.538	56.586
77	9.001	56.483
65	9.018	56.895
45	12.063	57.561
11	12.095	58.092
0	12.197	57.956
18	12.379	57.605
10	18.248	58.097

141	18.530	58.083
12	20.853	58.163
87	28.153	59.909
400	28.480	1:00.027
54	34.238	1:00.768
33	45.790	1:02.635

#### LAP 7 @ 12:40:16.985

NO	BEHIND	LAP TIME
1		55.741
35	2.297	57.019
34	9.761	57.428
27	9.810	57.220
16	9.879	57.916
7	9.998	57.201
77	10.609	57.349
65	10.622	57.345
0	13.727	57.271
11	14.334	57.980
18	14.426	57.788
45	14.469	58.147
141	20.727	57.938
10	20.851	58.344
12	23.026	57.914
87	32.281	59.869
400	32.768	1:00.029
54	38.966	1:00.469
33	52.829	1:02.780

#### LAP 8 @ 12:41:12.773

NO	BEHIND	LAP TIME
1		55.788
35	3.299	56.790
34	10.636	56.663
27	10.684	56.662
16	10.835	56.744
7	11.680	57.470
65	11.728	56.894
77	12.154	57.333
0	15.007	57.068
45	15.386	56.705
11	15.644	57.098
18	15.740	57.102
141	23.198	58.259
10	23.658	58.595
12	25.133	57.895
87	36.578	1:00.085
400	36.751	59.771
54	43.338	1:00.160

#### LAP 9 @ 12:42:09.119

NO	BEHIND	LAP TIME
1		56.346
33	1 Lap	1:02.315
35	3.645	56.692
34	11.339	57.049
27	11.553	57.215
16	11.841	57.352
65	11.996	56.614
7	12.411	57.077
77	12.583	56.775
45	15.788	56.748
0	16.086	57.425
18	16.230	56.836

11	16.706	57.408
141	25.274	58.422
10	25.534	58.222
12	27.154	58.367
400	39.572	59.167
87	40.210	59.978
54	47.030	1:00.038

#### LAP 10 @ 12:43:05.408

NO	BEHIND	LAP TIME
1		56.289
35	5.125	57.769
33	1 Lap	1:02.073
27	11.618	56.354
16	11.989	56.437
34	12.574	57.524
65	12.658	56.951
77	13.017	56.723
7	13.436	57.314
45	16.539	57.040
0	16.635	56.838
18	17.211	57.270
11	17.569	57.152
141	27.767	58.782
10	28.469	59.224
12	29.112	58.247
400	42.670	59.387
87	43.451	59.530
54	50.966	1:00.225

#### LAP 11 @ 12:44:01.637

NO	BEHIND	LAP TIME
1		56.229
35	7.574	58.678
16	12.072	56.312
27	12.361	56.972
34	12.462	56.117
65	13.286	56.857
77	13.976	57.188
7	14.402	57.195
33	1 Lap	1:02.772
45	17.545	57.235
0	17.946	57.540
18	18.113	57.131
11	18.935	57.595
141	29.910	58.372
10	30.077	57.837
12	30.566	57.683
400	46.026	59.585
87	46.242	59.020
54	55.362	1:00.625

# BMCRC - MRO Championships 2023 - Rnd 8 @ Brands Hatch Indy

## ACU Team Green Junior Cup & Senior Ninja Series

### RACE 9 - POSITION CHART

No	Name	Lap Pos	Lap											
			1	2	3	4	5	6	7	8	9	10	11	
35	WESTON	1	191	191	191	35	1	1	1	1	1	1	1	1
191	DANCE	2	35	35	35	1	35	35	35	35	35	35	35	35
1	ATKINSON	3	1	1	1	16	16	16	34	34	34	27	16	
27	BROWN	4	16	16	16	34	34	34	27	27	27	16	27	
34	ARBON	5	34	27	34	27	27	27	16	16	16	34	34	
65	BREESE	6	27	34	27	7	7	7	7	7	65	65	65	
77	WHITE	7	65	65	7	65	65	77	77	65	7	77	77	
11	BATE	8	0	7	65	77	77	65	65	77	77	7	7	
16	LAYTON	9	7	0	77	11	11	45	0	0	45	45	45	
7	ROOKER	10	77	77	45	0	0	11	11	45	0	0	0	
18	HIGGINS	11	11	11	0	45	45	0	18	11	18	18	18	
45	MACKENZIE	12	18	45	11	18	18	18	45	18	11	11	11	
10	BRUNSDON	13	45	18	18	141	10	10	141	141	141	141	141	
141	GUILLERY	14	141	141	141	10	141	141	10	10	10	10	10	
12	RAMSEY	15	10	10	10	12	12	12	12	12	12	12	12	
87	ATKINSON	16	87	12	12	87	87	87	87	87	400	400	400	
400	THURTLLE	17	12	87	87	400	400	400	400	400	87	87	87	
0	HUNTE	18	400	400	400	54	54	54	54	54	54	54	54	
54	SCOTT	19	54	54	54	33	33	33	33	33	33	33	33	
33	KLINGE	20	33	33	33									

# BMCRC - MRO Championships 2023 - Rnd 8 @ Brands Hatch Indy

## ACU Team Green Junior Cup & Senior Ninja Series

### RACE 9 - SECTOR ANALYSIS



SECTOR 1 = FL to I1, SECTOR 2 = I1 to FL, DIFF = Difference To Personal Best Lap, P = Crossed Finish Line in Pit Lane, D = Time Disallowed

P1		1 S	Phil ATKINSON	Kawasaki NINJA 400 - ROSE MOT/Q Oil Treatments		
IDEAL LAP TIME : 54.912		BEST LAP TIME : 55.033		DIFFERENCE : 0.121		
LAP	SECTOR 1	SECTOR 2	LAP TIME	MPH	DIFF	TIME OF DAY
1 -		22.737	1:01.476	70.73	6.443	12:34:42.729
2 -	<b>32.744</b>	22.308	55.052 (2)	78.99	0.019	12:35:37.781
3 -	32.865	<b>22.168</b>	<b>55.033 (1)</b>	<b>79.01</b>		<b>12:36:32.814</b>
4 -	33.024	22.844	55.868	77.83	0.835	12:37:28.682
5 -	33.762	23.066	56.828	76.52	1.795	12:38:25.510
6 -	33.251	22.483	55.734 (3)	78.02	0.701	12:39:21.244
7 -	33.133	22.608	55.741	78.01	0.708	12:40:16.985
8 -	33.173	22.615	55.788	77.94	0.755	12:41:12.773
9 -	33.495	22.851	56.346	77.17	1.313	12:42:09.119
10 -	33.495	22.794	56.289	77.25	1.256	12:43:05.408
11 -	33.478	22.751	56.229	77.33	1.196	12:44:01.637

P2		35 J	Zack WESTON	Kawasaki NINJA 400 - NW Racing		
IDEAL LAP TIME : 55.023		BEST LAP TIME : 55.023		DIFFERENCE : 0.000		
LAP	SECTOR 1	SECTOR 2	LAP TIME	MPH	DIFF	TIME OF DAY
1 -		22.852	1:01.039	71.24	6.016	12:34:42.292
2 -	32.865	22.346	55.211 (2)	78.76	0.188	12:35:37.503
3 -	<b>32.828</b>	<b>22.195</b>	<b>55.023 (1)</b>	<b>79.03</b>		<b>12:36:32.526</b>
4 -	33.208	22.766	55.974 (3)	77.68	0.951	12:37:28.500
5 -	33.840	23.329	57.169	76.06	2.146	12:38:25.669
6 -	33.696	22.898	56.594	76.83	1.571	12:39:22.263
7 -	33.787	23.232	57.019	76.26	1.996	12:40:19.282
8 -	33.885	22.905	56.790	76.57	1.767	12:41:16.072
9 -	33.970	22.722	56.692	76.70	1.669	12:42:12.764
10 -	34.461	23.308	57.769	75.27	2.746	12:43:10.533
11 -	34.788	23.890	58.678	74.10	3.655	12:44:09.211

P3		16 J	Aleisha LAYTON	Kawasaki NINJA 300 -		
IDEAL LAP TIME : 56.172		BEST LAP TIME : 56.312		DIFFERENCE : 0.140		
LAP	SECTOR 1	SECTOR 2	LAP TIME	MPH	DIFF	TIME OF DAY
1 -		22.795	1:02.792	69.25	6.480	12:34:44.045
2 -	34.139	22.791	56.930	76.38	0.618	12:35:40.975
3 -	34.158	22.559	56.717 (3)	76.67	0.405	12:36:37.692
4 -	34.338	22.627	56.965	76.33	0.653	12:37:34.657
5 -	34.415	22.719	57.134	76.11	0.822	12:38:31.791
6 -	34.608	<b>22.549</b>	57.157	76.08	0.845	12:39:28.948
7 -	35.297	22.619	57.916	75.08	1.604	12:40:26.864
8 -	34.147	22.597	56.744	76.63	0.432	12:41:23.608
9 -	34.311	23.041	57.352	75.82	1.040	12:42:20.960
10 -	33.840	22.597	56.437 (2)	77.05	0.125	12:43:17.397
11 -	<b>33.623</b>	22.689	<b>56.312 (1)</b>	<b>77.22</b>		<b>12:44:13.709</b>

P4		27 S	Ben BROWN	Kawasaki NINJA - Hunts Motorcycles		
IDEAL LAP TIME : 56.225		BEST LAP TIME : 56.354		DIFFERENCE : 0.129		
LAP	SECTOR 1	SECTOR 2	LAP TIME	MPH	DIFF	TIME OF DAY
1 -		22.881	1:02.858	69.18	6.504	12:34:44.111
2 -	34.352	22.820	57.172	76.06	0.818	12:35:41.283
3 -	34.565	22.630	57.195	76.03	0.841	12:36:38.478
4 -	34.052	22.986	57.038	76.24	0.684	12:37:35.516
5 -	35.054	22.541	57.595	75.50	1.241	12:38:33.111
6 -	33.934	22.530	56.464 (2)	77.01	0.110	12:39:29.575
7 -	34.706	<b>22.514</b>	57.220	75.99	0.866	12:40:26.795
8 -	33.976	22.686	56.662 (3)	76.74	0.308	12:41:23.457
9 -	34.283	22.932	57.215	76.00	0.861	12:42:20.672
10 -	<b>33.711</b>	22.643	<b>56.354 (1)</b>	<b>77.16</b>		<b>12:43:17.026</b>
11 -	34.245	22.727	56.972	76.32	0.618	12:44:13.998

# BMCRC - MRO Championships 2023 - Rnd 8 @ Brands Hatch Indy

## ACU Team Green Junior Cup & Senior Ninja Series

### RACE 9 - SECTOR ANALYSIS



SECTOR 1 = FL to I1, SECTOR 2 = I1 to FL, DIFF = Difference To Personal Best Lap, P = Crossed Finish Line in Pit Lane, D = Time Disallowed

<b>P5 34 S</b>		<b>Oliver ARBON</b>		Kawasaki NINJA 400 - tt plumbing and heating		
IDEAL LAP TIME : 56.117		BEST LAP TIME : 56.117		DIFFERENCE : 0.000		
LAP	SECTOR 1	SECTOR 2	LAP TIME	MPH	DIFF	TIME OF DAY
1 -		23.217	1:02.823	69.21	6.706	12:34:44.076
2 -	34.510	22.779	57.289	75.90	1.172	12:35:41.365
3 -	33.958	23.072	57.030	76.25	0.913	12:36:38.395
4 -	34.089	22.714	56.803 (3)	76.55	0.686	12:37:35.198
5 -	34.155	23.092	57.247	75.96	1.130	12:38:32.445
6 -	34.056	22.817	56.873	76.46	0.756	12:39:29.318
7 -	34.350	23.078	57.428	75.72	1.311	12:40:26.746
8 -	33.849	22.814	56.663 (2)	76.74	0.546	12:41:23.409
9 -	34.293	22.756	57.049	76.22	0.932	12:42:20.458
10 -	34.885	22.639	57.524	75.59	1.407	12:43:17.982
11 -	<b>33.485</b>	<b>22.632</b>	<b>56.117 (1)</b>	<b>77.49</b>		<b>12:44:14.099</b>

<b>P6 65 S</b>		<b>Konrad BREESE</b>		Kawasaki NINJA 400 - STIHL Racing		
IDEAL LAP TIME : 56.364		BEST LAP TIME : 56.614		DIFFERENCE : 0.250		
LAP	SECTOR 1	SECTOR 2	LAP TIME	MPH	DIFF	TIME OF DAY
1 -		23.003	1:03.640	68.33	7.026	12:34:44.893
2 -	34.003	22.972	56.975	76.32	0.361	12:35:41.868
3 -	34.038	23.377	57.415	75.73	0.801	12:36:39.283
4 -	34.186	<b>22.747</b>	56.933	76.38	0.319	12:37:36.216
5 -	34.139	23.012	57.151	76.08	0.537	12:38:33.367
6 -	33.966	22.929	56.895	76.43	0.281	12:39:30.262
7 -	34.208	23.137	57.345	75.83	0.731	12:40:27.607
8 -	33.994	22.900	56.894 (3)	76.43	0.280	12:41:24.501
9 -	<b>33.617</b>	22.997	<b>56.614 (1)</b>	<b>76.81</b>		<b>12:42:21.115</b>
10 -	34.062	22.889	56.951	76.35	0.337	12:43:18.066
11 -	33.750	23.107	56.857 (2)	76.48	0.243	12:44:14.923

<b>P7 77 S</b>		<b>Joe WHITE</b>		Kawasaki NINJA 400 - Just In Graphics /MZ CONTRACTS/ Silver		
IDEAL LAP TIME : 56.359		BEST LAP TIME : 56.483		DIFFERENCE : 0.124		
LAP	SECTOR 1	SECTOR 2	LAP TIME	MPH	DIFF	TIME OF DAY
1 -		23.042	1:04.636	67.27	8.153	12:34:45.889
2 -	34.565	22.838	57.403	75.75	0.920	12:35:43.292
3 -	34.132	22.803	56.935	76.37	0.452	12:36:40.227
4 -	34.191	22.673	56.864	76.47	0.381	12:37:37.091
5 -	33.975	22.696	56.671 (2)	76.73	0.188	12:38:33.762
6 -	33.830	22.653	<b>56.483 (1)</b>	<b>76.98</b>		<b>12:39:30.245</b>
7 -	34.391	22.958	57.349	75.82	0.866	12:40:27.594
8 -	34.531	22.802	57.333	75.84	0.850	12:41:24.927
9 -	34.180	<b>22.595</b>	56.775	76.59	0.292	12:42:21.702
10 -	33.883	22.840	56.723 (3)	76.66	0.240	12:43:18.425
11 -	<b>33.764</b>	23.424	57.188	76.04	0.705	12:44:15.613

<b>P8 7 J</b>		<b>Travis ROOKER</b>		Kawasaki NINJA 400 -		
IDEAL LAP TIME : 56.219		BEST LAP TIME : 56.510		DIFFERENCE : 0.291		
LAP	SECTOR 1	SECTOR 2	LAP TIME	MPH	DIFF	TIME OF DAY
1 -		23.017	1:04.151	67.78	7.641	12:34:45.404
2 -	33.983	23.006	56.989	76.30	0.479	12:35:42.393
3 -	<b>33.492</b>	23.270	56.762 (3)	76.61	0.252	12:36:39.155
4 -	33.696	22.814	<b>56.510 (1)</b>	<b>76.95</b>		<b>12:37:35.665</b>
5 -	34.564	22.967	57.531	75.58	1.021	12:38:33.196
6 -	33.859	<b>22.727</b>	56.586 (2)	76.84	0.076	12:39:29.782
7 -	34.223	22.978	57.201	76.02	0.691	12:40:26.983
8 -	34.343	23.127	57.470	75.66	0.960	12:41:24.453
9 -	33.727	23.350	57.077	76.18	0.567	12:42:21.530
10 -	34.159	23.155	57.314	75.87	0.804	12:43:18.844
11 -	34.141	23.054	57.195	76.03	0.685	12:44:16.039

# BMCRC - MRO Championships 2023 - Rnd 8 @ Brands Hatch Indy

## ACU Team Green Junior Cup & Senior Ninja Series

### RACE 9 - SECTOR ANALYSIS



SECTOR 1 = FL to I1, SECTOR 2 = I1 to FL, DIFF = Difference To Personal Best Lap, P = Crossed Finish Line in Pit Lane, D = Time Disallowed

P9 45 J		Marley MACKENZIE		Kawasaki NINJA - Kirkcaldy Kawasaki, ELPM		
IDEAL LAP TIME : 56.654		BEST LAP TIME : 56.705		DIFFERENCE : 0.051		
LAP	SECTOR 1	SECTOR 2	LAP TIME	MPH	DIFF	TIME OF DAY
1 -		23.321	1:05.498	66.39	8.793	12:34:46.751
2 -	34.076	23.077	57.153	76.08	0.448	12:35:43.904
3 -	33.926	23.068	56.994 (3)	76.29	0.289	12:36:40.898
4 -	34.640	23.172	57.812	75.21	1.107	12:37:38.710
5 -	34.094	22.942	57.036	76.24	0.331	12:38:35.746
6 -	34.154	23.407	57.561	75.54	0.856	12:39:33.307
7 -	34.874	23.273	58.147	74.78	1.442	12:40:31.454
8 -	33.829	<b>22.876</b>	<b>56.705 (1)</b>	<b>76.68</b>		<b>12:41:28.159</b>
9 -	<b>33.778</b>	22.970	56.748 (2)	76.63	0.043	12:42:24.907
10 -	34.006	23.034	57.040	76.23	0.335	12:43:21.947
11 -	34.233	23.002	57.235	75.97	0.530	12:44:19.182

P10 0 S		Ramone HUNTE		Kawasaki NINJA 400 -		
IDEAL LAP TIME : 56.699		BEST LAP TIME : 56.838		DIFFERENCE : 0.139		
LAP	SECTOR 1	SECTOR 2	LAP TIME	MPH	DIFF	TIME OF DAY
1 -		22.901	1:04.053	67.88	7.215	12:34:45.306
2 -	34.133	23.048	57.181	76.04	0.343	12:35:42.487
3 -	34.100	24.362	58.462	74.38	1.624	12:36:40.949
4 -	34.519	22.912	57.431	75.71	0.593	12:37:38.380
5 -	34.278	22.827	57.105 (3)	76.15	0.267	12:38:35.485
6 -	34.737	23.219	57.956	75.03	1.118	12:39:33.441
7 -	34.307	22.964	57.271	75.93	0.433	12:40:30.712
8 -	<b>34.042</b>	23.026	57.068 (2)	76.20	0.230	12:41:27.780
9 -	34.188	23.237	57.425	75.72	0.587	12:42:25.205
10 -	34.181	<b>22.657</b>	<b>56.838 (1)</b>	<b>76.50</b>		<b>12:43:22.043</b>
11 -	34.632	22.908	57.540	75.57	0.702	12:44:19.583

P11 18 J		George HIGGINS		Kawasaki NINJA 400 - Aztec Racing		
IDEAL LAP TIME : 56.521		BEST LAP TIME : 56.836		DIFFERENCE : 0.315		
LAP	SECTOR 1	SECTOR 2	LAP TIME	MPH	DIFF	TIME OF DAY
1 -		23.382	1:05.416	66.47	8.580	12:34:46.669
2 -	34.397	22.972	57.369	75.80	0.533	12:35:44.038
3 -	34.443	23.194	57.637	75.44	0.801	12:36:41.675
4 -	34.349	22.976	57.325	75.85	0.489	12:37:39.000
5 -	34.013	23.005	57.018 (2)	76.26	0.182	12:38:36.018
6 -	34.577	23.028	57.605	75.49	0.769	12:39:33.623
7 -	34.481	23.307	57.788	75.25	0.952	12:40:31.411
8 -	34.352	<b>22.750</b>	57.102 (3)	76.15	0.266	12:41:28.513
9 -	<b>33.771</b>	23.065	<b>56.836 (1)</b>	<b>76.51</b>		<b>12:42:25.349</b>
10 -	34.193	23.077	57.270	75.93	0.434	12:43:22.619
11 -	34.230	22.901	57.131	76.11	0.295	12:44:19.750

P12 11 J		Freddie BATE		Kawasaki NINJA 300 - hartjay		
IDEAL LAP TIME : 56.683		BEST LAP TIME : 56.860		DIFFERENCE : 0.177		
LAP	SECTOR 1	SECTOR 2	LAP TIME	MPH	DIFF	TIME OF DAY
1 -		23.407	1:05.170	66.72	8.310	12:34:46.423
2 -	34.218	23.210	57.428	75.72	0.568	12:35:43.851
3 -	34.308	22.872	57.180	76.05	0.320	12:36:41.031
4 -	<b>33.947</b>	22.913	<b>56.860 (1)</b>	<b>76.47</b>		<b>12:37:37.891</b>
5 -	34.234	23.122	57.356	75.81	0.496	12:38:35.247
6 -	34.806	23.286	58.092	74.85	1.232	12:39:33.339
7 -	34.463	23.517	57.980	75.00	1.120	12:40:31.319
8 -	34.192	22.906	57.098 (2)	76.16	0.238	12:41:28.417
9 -	34.672	<b>22.736</b>	57.408	75.74	0.548	12:42:25.825
10 -	34.098	23.054	57.152 (3)	76.08	0.292	12:43:22.977
11 -	34.419	23.176	57.595	75.50	0.735	12:44:20.572



# BMCRC - MRO Championships 2023 - Rnd 8 @ Brands Hatch Indy

## ACU Team Green Junior Cup & Senior Ninja Series

### RACE 9 - SECTOR ANALYSIS



SECTOR 1 = FL to I1, SECTOR 2 = I1 to FL, DIFF = Difference To Personal Best Lap, P = Crossed Finish Line in Pit Lane, D = Time Disallowed

P13 141 J		Noah GUILLERY		Kawasaki NINJA 300 - MDM-R		
IDEAL LAP TIME : 57.625		BEST LAP TIME : 57.938		DIFFERENCE : 0.313		
LAP	SECTOR 1	SECTOR 2	LAP TIME	MPH	DIFF	TIME OF DAY
1 -		23.647	1:05.935	65.95	7.997	12:34:47.188
2 -	34.801	23.303	58.104 (3)	74.84	0.166	12:35:45.292
3 -	35.275	23.554	58.829	73.91	0.891	12:36:44.121
4 -	35.085	23.747	58.832	73.91	0.894	12:37:42.953
5 -	35.335	23.403	58.738	74.03	0.800	12:38:41.691
6 -	34.716	23.367	58.083 (2)	74.86	0.145	12:39:39.774
7 -	<b>34.337</b>	23.601	<b>57.938 (1)</b>	<b>75.05</b>		<b>12:40:37.712</b>
8 -	34.971	<b>23.288</b>	58.259	74.64	0.321	12:41:35.971
9 -	35.013	23.409	58.422	74.43	0.484	12:42:34.393
10 -	35.107	23.675	58.782	73.97	0.844	12:43:33.175
11 -	34.800	23.572	58.372	74.49	0.434	12:44:31.547

P14 10 S		Mike BRUNSDON		Kawasaki NINJA 400 - Parts Europe		
IDEAL LAP TIME : 57.773		BEST LAP TIME : 57.837		DIFFERENCE : 0.064		
LAP	SECTOR 1	SECTOR 2	LAP TIME	MPH	DIFF	TIME OF DAY
1 -		23.446	1:06.113	65.77	8.276	12:34:47.366
2 -	35.055	23.232	58.287	74.60	0.450	12:35:45.653
3 -	35.045	23.527	58.572	74.24	0.735	12:36:44.225
4 -	35.330	23.484	58.814	73.93	0.977	12:37:43.039
5 -	35.056	23.300	58.356	74.51	0.519	12:38:41.395
6 -	34.905	23.192	58.097 (2)	74.85	0.260	12:39:39.492
7 -	34.936	23.408	58.344	74.53	0.507	12:40:37.836
8 -	35.412	<b>23.183</b>	58.595	74.21	0.758	12:41:36.431
9 -	34.901	23.321	58.222 (3)	74.69	0.385	12:42:34.653
10 -	35.910	23.314	59.224	73.42	1.387	12:43:33.877
11 -	<b>34.590</b>	23.247	<b>57.837 (1)</b>	<b>75.18</b>		<b>12:44:31.714</b>

P15 12 J		Kees RAMSEY		Kawasaki NINJA 400 -		
IDEAL LAP TIME : 57.683		BEST LAP TIME : 57.683		DIFFERENCE : 0.000		
LAP	SECTOR 1	SECTOR 2	LAP TIME	MPH	DIFF	TIME OF DAY
1 -		23.968	1:07.492	64.43	9.809	12:34:48.745
2 -	35.663	23.667	59.330	73.29	1.647	12:35:48.075
3 -	35.340	23.367	58.707	74.07	1.024	12:36:46.782
4 -	35.374	23.308	58.682	74.10	0.999	12:37:45.464
5 -	35.087	23.383	58.470	74.37	0.787	12:38:43.934
6 -	34.765	23.398	58.163	74.76	0.480	12:39:42.097
7 -	34.668	23.246	57.914 (3)	75.08	0.231	12:40:40.011
8 -	34.745	23.150	57.895 (2)	75.11	0.212	12:41:37.906
9 -	35.062	23.305	58.367	74.50	0.684	12:42:36.273
10 -	34.739	23.508	58.247	74.65	0.564	12:43:34.520
11 -	<b>34.664</b>	<b>23.019</b>	<b>57.683 (1)</b>	<b>75.38</b>		<b>12:44:32.203</b>

P16 400 S		Stuart THURTLÉ		Kawasaki NINJA 400 - TeamTortoise Racing		
IDEAL LAP TIME : 59.029		BEST LAP TIME : 59.167		DIFFERENCE : 0.138		
LAP	SECTOR 1	SECTOR 2	LAP TIME	MPH	DIFF	TIME OF DAY
1 -		24.168	1:08.303	63.66	9.136	12:34:49.556
2 -	36.079	23.826	59.905	72.59	0.738	12:35:49.461
3 -	35.841	23.951	59.792	72.72	0.625	12:36:49.253
4 -	36.449	23.946	1:00.395	72.00	1.228	12:37:49.648
5 -	35.890	24.159	1:00.049	72.41	0.882	12:38:49.697
6 -	35.906	24.121	1:00.027	72.44	0.860	12:39:49.724
7 -	35.783	24.246	1:00.029	72.44	0.862	12:40:49.753
8 -	35.686	24.085	59.771	72.75	0.604	12:41:49.524
9 -	<b>35.348</b>	23.819	<b>59.167 (1)</b>	<b>73.49</b>		<b>12:42:48.691</b>
10 -	35.627	23.760	59.387 (2)	73.22	0.220	12:43:48.078
11 -	35.904	<b>23.681</b>	59.585 (3)	72.98	0.418	12:44:47.663

# BMCRC - MRO Championships 2023 - Rnd 8 @ Brands Hatch Indy

## ACU Team Green Junior Cup & Senior Ninja Series

### RACE 9 - SECTOR ANALYSIS



SECTOR 1 = FL to I1, SECTOR 2 = I1 to FL, DIFF = Difference To Personal Best Lap, P = Crossed Finish Line in Pit Lane, D = Time Disallowed

P17 87 J		Sam ATKINSON		Kawasaki NINJA 300 - Major Heat			
IDEAL LAP TIME : 59.020		BEST LAP TIME : 59.020		DIFFERENCE : 0.000			
LAP	SECTOR 1	SECTOR 2	LAP TIME	MPH	DIFF	TIME OF DAY	
1 -		24.154	1:07.395	64.52	8.375	12:34:48.648	
2 -	36.164	24.211	1:00.375	72.02	1.355	12:35:49.023	
3 -	35.919	24.202	1:00.121	72.33	1.101	12:36:49.144	
4 -	36.139	24.062	1:00.201	72.23	1.181	12:37:49.345	
5 -	36.059	24.084	1:00.143	72.30	1.123	12:38:49.488	
6 -	36.025	23.884	59.909	72.58	0.889	12:39:49.397	
7 -	35.999	23.870	59.869 (3)	72.63	0.849	12:40:49.266	
8 -	36.067	24.018	1:00.085	72.37	1.065	12:41:49.351	
9 -	36.318	23.660	59.978	72.50	0.958	12:42:49.329	
10 -	35.693	23.837	59.530 (2)	73.04	0.510	12:43:48.859	
11 -	<b>35.404</b>	<b>23.616</b>	<b>59.020 (1)</b>	<b>73.68</b>		<b>12:44:47.879</b>	

P18 54 S		Ben SCOTT		Kawasaki NINJA 250 - GI Landscapes VampTech			
IDEAL LAP TIME : 1:00.019		BEST LAP TIME : 1:00.038		DIFFERENCE : 0.019			
LAP	SECTOR 1	SECTOR 2	LAP TIME	MPH	DIFF	TIME OF DAY	
1 -		24.843	1:09.292	62.75	9.254	12:34:50.545	
2 -	36.725	24.343	1:01.068	71.20	1.030	12:35:51.613	
3 -	36.220	24.359	1:00.579	71.78	0.541	12:36:52.192	
4 -	36.897	24.270	1:01.167	71.09	1.129	12:37:53.359	
5 -	36.842	24.513	1:01.355	70.87	1.317	12:38:54.714	
6 -	36.492	24.276	1:00.768	71.56	0.730	12:39:55.482	
7 -	36.305	24.164	1:00.469	71.91	0.431	12:40:55.951	
8 -	<b>36.030</b>	24.130	1:00.160 (2)	72.28	0.122	12:41:56.111	
9 -	36.049	<b>23.989</b>	<b>1:00.038 (1)</b>	<b>72.43</b>		<b>12:42:56.149</b>	
10 -	36.049	24.176	1:00.225 (3)	72.20	0.187	12:43:56.374	
11 -	36.315	24.310	1:00.625	71.72	0.587	12:44:56.999	

P19 33 J		Patrick KLINGE		Kawasaki NINJA 300 - Klingklong Racing			
IDEAL LAP TIME : 1:02.058		BEST LAP TIME : 1:02.073		DIFFERENCE : 0.015			
LAP	SECTOR 1	SECTOR 2	LAP TIME	MPH	DIFF	TIME OF DAY	
1 -		25.006	1:10.816	61.40	8.743	12:34:52.069	
2 -	37.744	24.885	1:02.629 (3)	69.43	0.556	12:35:54.698	
3 -	37.817	25.139	1:02.956	69.07	0.883	12:36:57.654	
4 -	38.865	24.849	1:03.714	68.25	1.641	12:38:01.368	
5 -	37.846	25.185	1:03.031	68.99	0.958	12:39:04.399	
6 -	37.674	24.961	1:02.635	69.42	0.562	12:40:07.034	
7 -	37.798	24.982	1:02.780	69.26	0.707	12:41:09.814	
8 -	37.565	<b>24.750</b>	1:02.315 (2)	69.78	0.242	12:42:12.129	
9 -	<b>37.308</b>	24.765	<b>1:02.073 (1)</b>	<b>70.05</b>		<b>12:43:14.202</b>	
10 -	37.309	25.463	1:02.772	69.27	0.699	12:44:16.974	

P20 191 J		Craig DANCE		Kawasaki NINJA 400 - 2 brothers scaffolding			
IDEAL LAP TIME : 54.726		BEST LAP TIME : 54.726		DIFFERENCE : 0.000			
LAP	SECTOR 1	SECTOR 2	LAP TIME	MPH	DIFF	TIME OF DAY	
1 -		22.705	1:00.941	71.35	6.215	12:34:42.194	
2 -	32.787	22.467	55.254 (2)	78.70	0.528	12:35:37.448	
3 -	<b>32.523</b>	<b>22.203</b>	<b>54.726 (1)</b>	<b>79.46</b>		<b>12:36:32.174</b>	

# BMCRC - MRO Championships 2023 - Rnd 8 @ Brands Hatch Indy

## ACU Team Green Junior Cup & Senior Ninja Series

### RACE 9 - BEST SECTORS

SECTOR 1			SECTOR 2			IDEAL / BEST COMPARISON						
POS	NO	NAME	TIME	NO	NAME	TIME	POS	NO	NAME	IDEAL	BEST	DIFF
									<b>PERFECT LAP</b>	<b>54.691</b>		
1	191	DANCE	<b>32.523</b>	1	ATKINSON	<b>22.168</b>	1	191	DANCE	54.726	54.726	<b>0.000</b>
2	1	ATKINSON	<b>32.744</b>	35	WESTON	<b>22.195</b>	2	1	ATKINSON	54.912	55.033	<b>0.121</b>
3	35	WESTON	<b>32.828</b>	191	DANCE	<b>22.203</b>	3	35	WESTON	55.023	55.023	<b>0.000</b>
4	34	ARBON	<b>33.485</b>	27	BROWN	<b>22.514</b>	4	34	ARBON	56.117	56.117	<b>0.000</b>
5	7	ROOKER	<b>33.492</b>	16	LAYTON	<b>22.549</b>	5	16	LAYTON	56.172	56.312	<b>0.140</b>
6	65	BREESE	<b>33.617</b>	77	WHITE	<b>22.595</b>	6	7	ROOKER	56.219	56.510	<b>0.291</b>
7	16	LAYTON	<b>33.623</b>	34	ARBON	<b>22.632</b>	7	27	BROWN	56.225	56.354	<b>0.129</b>
8	27	BROWN	<b>33.711</b>	0	HUNTE	<b>22.657</b>	8	77	WHITE	56.359	56.483	<b>0.124</b>
9	77	WHITE	<b>33.764</b>	7	ROOKER	<b>22.727</b>	9	65	BREESE	56.364	56.614	<b>0.250</b>
10	18	HIGGINS	<b>33.771</b>	11	BATE	<b>22.736</b>	10	18	HIGGINS	56.521	56.836	<b>0.315</b>
11	45	MACKENZIE	<b>33.778</b>	65	BREESE	<b>22.747</b>	11	45	MACKENZIE	56.654	56.705	<b>0.051</b>
12	11	BATE	<b>33.947</b>	18	HIGGINS	<b>22.750</b>	12	11	BATE	56.683	56.860	<b>0.177</b>
13	0	HUNTE	<b>34.042</b>	45	MACKENZIE	<b>22.876</b>	13	0	HUNTE	56.699	56.838	<b>0.139</b>
14	141	GUILLERY	<b>34.337</b>	12	RAMSEY	<b>23.019</b>	14	141	GUILLERY	57.625	57.938	<b>0.313</b>
15	10	BRUNSDON	<b>34.590</b>	10	BRUNSDON	<b>23.183</b>	15	12	RAMSEY	57.683	57.683	<b>0.000</b>
16	12	RAMSEY	<b>34.664</b>	141	GUILLERY	<b>23.288</b>	16	10	BRUNSDON	57.773	57.837	<b>0.064</b>
17	400	THURTL	<b>35.348</b>	87	ATKINSON	<b>23.616</b>	17	87	ATKINSON	59.020	59.020	<b>0.000</b>
18	87	ATKINSON	<b>35.404</b>	400	THURTL	<b>23.681</b>	18	400	THURTL	59.029	59.167	<b>0.138</b>
19	54	SCOTT	<b>36.030</b>	54	SCOTT	<b>23.989</b>	19	54	SCOTT	1:00.019	1:00.038	<b>0.019</b>
20	33	KLINGE	<b>37.308</b>	33	KLINGE	<b>24.750</b>	20	33	KLINGE	1:02.058	1:02.073	<b>0.015</b>

# BMCRC - MRO Championships 2023 - Rnd 8 @ Brands Hatch Indy

## ACU Team Green Junior Cup & Senior Ninja Series

### RACE 9 - STATISTICS

**Competitors Started** 20  
**Planned Start** 2023-10-01 @ 13:00:00.000  
**Actual Start** 2023-10-01 @ 12:33:41.252  
**Finish Time** 2023-10-01 @ 12:44:01.636  
**Track Length** 1.2079mi.  
**Total Laps** 211  
**Total Distance Covered** 254.8765mi.

#### Session Fastest Lap History

NO	CL	NAME	LAP TIME	TIME OF DAY	LAP	VEHICLE
191	J	Craig DANCE	55.254	12:35:37.461	2	Kawasaki NINJA 400
35	J	Zack WESTON	55.211	12:35:37.503	2	Kawasaki NINJA 400
1	S	Phil ATKINSON	55.052	12:35:37.791	2	Kawasaki NINJA 400
191	J	Craig DANCE	54.726	12:36:32.188	3	Kawasaki NINJA 400

#### Session Leader History

NO	CL	NAME	FROM LAP	LAPS LED	DISTANCE	VEHICLE
191	J	Craig DANCE	1	3	3.62 miles	Kawasaki NINJA 400
35	J	Zack WESTON	4	1	1.20 miles	Kawasaki NINJA 400
1	S	Phil ATKINSON	5	7	8.45 miles	Kawasaki NINJA 400

#### Flag History

TYPE	TIME OF DAY
GREEN	12:33:41.252
FINISH	12:44:01.636

#### Flag Statistics

TYPE	COUNT	TOTAL LAPS	TOTAL TIME
Green	1	11	11:19.729
Red	0	0	0.000
Safety Car	0	0	0.000
FCY	0	0	0.000

# BMCRC - MRO Championships 2023 - Rnd 8 @ Brands Hatch Indy

## ACU Team Green Junior Cup & Senior Ninja Series

### RACE 9 - STATISTICS

**CLASS : S**

9 Starters

#### Fastest Lap History

NO	NAME	LAP TIME	TIME OF DAY	LAP	VEHICLE
1	Phil ATKINSON	<b>55.052</b>	12:35:37.791	2	Kawasaki NINJA 400
1	Phil ATKINSON	<b>55.033</b>	12:36:32.823	3	Kawasaki NINJA 400

#### Leader History

NO	NAME	FROM LAP	LAPS LED	DISTANCE	VEHICLE
1	Phil ATKINSON	1	11	13.28 miles	Kawasaki NINJA 400

# BMCRC - MRO Championships 2023 - Rnd 8 @ Brands Hatch Indy

## ACU Team Green Junior Cup & Senior Ninja Series

### RACE 9 - STATISTICS

CLASS : J

11 Starters

#### Fastest Lap History

NO	NAME	LAP TIME	TIME OF DAY	LAP	VEHICLE
191	Craig DANCE	<b>55.254</b>	12:35:37.461	2	Kawasaki NINJA 400
35	Zack WESTON	<b>55.211</b>	12:35:37.503	2	Kawasaki NINJA 400
191	Craig DANCE	<b>54.726</b>	12:36:32.188	3	Kawasaki NINJA 400

#### Leader History

NO	NAME	FROM LAP	LAPS LED	DISTANCE	VEHICLE
191	Craig DANCE	1	3	3.62 miles	Kawasaki NINJA 400
35	Zack WESTON	4	8	9.66 miles	Kawasaki NINJA 400

**BMCRC - MRO Championships 2023 - Rnd 8 @ Brands Hatch Indy**



**ACU Team Green Junior Cup & Senior Ninja Series**

**RACE 20 - GRID (11 Laps)**



ROW 8	23	4	Nigel FRANKLIN	22	31	Robbie PARK						
ROW 7	21	47	Daryl DANCE	20	33	Patrick KLINGE	1:02.073	19	54	Ben SCOTT	1:00.038	
ROW 6	18	400	Stuart THURTLÉ	59.167	17	87	Sam ATKINSON	59.020	16	141	Noah GULLERY	57.938
ROW 5	15	10	Mike BRUNSDON	57.837	14	12	Kees RAMSEY	57.683	13	11	Freddie BATE	56.860
ROW 4	12	0	Ramone HUNTE	56.838	11	18	George HIGGINS	56.836	10	45	Marley MACKENZIE	56.705
ROW 3	9	65	Konrad BREESE	56.614	8	7	Travis ROOKER	56.510	7	77	Joe WHITE	56.483
ROW 2	6	27	Ben BROWN	56.354	5	16	Aleisha LAYTON	56.312	4	34	Oliver ARBON	56.117
ROW 1	3	1	Phil ATKINSON	55.033	2	35	Zack WESTON	55.023	1	191	Craig DANCE	54.726
<b>Pole</b>												

Brands Hatch Indy: 1.2079 miles

These results are provisional until the conclusion of any judicial and technical matters.

Clerk Of Course :	Stewards :	Timekeeper : <i>Craig Smith</i>
-------------------	------------	------------------------------------

Results can be found at [www.tsl-timing.com](http://www.tsl-timing.com)

Printed - 12:46 Sunday, 01 October 2023



# BMCRC - MRO Championships 2023 - Rnd 8 @ Brands Hatch Indy



## ACU Team Green Junior Cup & Senior Ninja Series

### RACE 20 - CLASSIFICATION

# Kawasaki

POS	NO	CL	PIC NAME	ENTRY	LAPS	TIME	GAP	DIFF	MPH	BEST	ON
1	35	J	1 Zack WESTON	Kawasaki NINJA 400 - NW Racing	11	10:18.207			77.37	55.246	9
2	191	J	2 Craig DANCE	Kawasaki NINJA 400 - 2 brothers scaffolding	11	10:22.116	3.909	3.909	76.89	55.327	9
3	1	S	1 Phil ATKINSON	Kawasaki NINJA 400 - ROSE MOT/Q Oil Treatments	11	10:22.222	4.015	0.106	76.87	55.540	5
4	16	J	3 Aleisha LAYTON	Kawasaki NINJA 300 -	11	10:28.139	9.932	5.917	76.15	56.160	6
5	34	S	2 Oliver ARBON	Kawasaki NINJA 400 - tt plumbing and heating	11	10:32.600	14.393	4.461	75.61	56.502	2
6	27	S	3 Ben BROWN	Kawasaki NINJA - Hunts Motorcycles	11	10:33.091	14.884	0.491	75.55	56.443	3
7	65	S	4 Konrad BREESE	Kawasaki NINJA 400 - STIHL Racing	11	10:34.932	16.725	1.841	75.33	56.410	11
8	45	J	4 Marley MACKENZIE	Kawasaki NINJA - Kirkcaldy Kawasaki, ELPM	11	10:35.725	17.518	0.793	75.24	56.871	7
9	7	J	5 Travis ROOKER	Kawasaki NINJA 400 -	11	10:35.762	17.555	0.037	75.23	56.706	4
10	77	S	5 Joe WHITE	Kawasaki NINJA 400 - Just In Graphics /MZ CONTR	11	10:35.991	17.784	0.229	75.21	56.788	3
11	0	S	6 Ramone HUNTE	Kawasaki NINJA 400 -	11	10:37.866	19.659	1.875	74.99	57.140	7
12	18	J	6 George HIGGINS	Kawasaki NINJA 400 - Aztec Racing	11	10:38.472	20.265	0.606	74.92	56.956	6
13	12	J	7 Kees RAMSEY	Kawasaki NINJA 400 -	11	10:46.807	28.600	8.335	73.95	57.597	4
14	10	S	7 Mike BRUNSDON	Kawasaki NINJA 400 - Parts Europe	11	10:47.635	29.428	0.828	73.86	57.441	11
15	141	J	8 Noah GUILLERY	Kawasaki NINJA 300 - MDM-R	11	10:47.852	29.645	0.217	73.83	57.760	7
16	11	J	9 Freddie BATE	Kawasaki NINJA 300 - hartjay	11	10:48.085	29.878	0.233	73.80	57.176	5
17	87	J	10 Sam ATKINSON	Kawasaki NINJA 300 - Major Heat	11	11:02.181	43.974	14.096	72.23	58.757	3
18	400	S	8 Stuart THURTLIE	Kawasaki NINJA 400 - TeamTortoise Racing	11	11:14.156	55.949	11.975	70.95	1:00.008	7
19	54	S	9 Ben SCOTT	Kawasaki NINJA 250 - GI Landscapes VampTech	11	11:14.244	56.037	0.088	70.94	59.997	10
20	33	J	11 Patrick KLINGE	Kawasaki NINJA 300 - Klingklong Racing	10	10:29.996	1 Lap	1 Lap	69.02	1:01.570	10

#### FASTEST LAP

35	J	Zack WESTON	Kawasaki NINJA 400 - NW Racing	9	55.246	78.71 mph	126.67 kph
1	S	Phil ATKINSON	Kawasaki NINJA 400 - ROSE MOT/Q Oil Treatments	5	55.540	78.29 mph	126.00 kph

Class J - 92.5% of Race Speed = 71.56 mph

Class S - 92.5% of Race Speed = 71.10 mph

Weather / Track : Cloudy / Dry

These results are provisional until the conclusion of any judicial and technical matters.

Race Distance: 11 Laps / 13.28 miles

Brands Hatch Indy: 1.2079 miles

Date: 01/10/2023 Start: 16:32 Finish: 16:42

Clerk Of Course :	Stewards :	Timekeeper : <i>Craig Smith</i>
-------------------	------------	------------------------------------

Results can be found at [www.tsl-timing.com](http://www.tsl-timing.com)

Printed - 16:44 Sunday, 01 October 2023





# BMCRC - MRO Championships 2023 - Rnd 8 @ Brands Hatch Indy

## ACU Team Green Junior Cup & Senior Ninja Series

### RACE 20 - LAP CHART

#### LAP 1 @ 16:33:15.455

NO	BEHIND	LAP TIME
35		1:01.398
16	0.161	1:01.559
1	1.075	1:02.473
34	1.222	1:02.620
27	1.967	1:03.365
191	2.635	1:04.033
45	2.684	1:04.082
77	2.900	1:04.298
7	2.984	1:04.382
0	3.393	1:04.791
65	3.476	1:04.874
18	3.994	1:05.392
12	4.183	1:05.581
11	4.338	1:05.736
141	4.650	1:06.048
10	4.835	1:06.233
87	5.336	1:06.734
54	6.662	1:08.060
400	6.921	1:08.319
33	9.049	1:10.447

#### LAP 2 @ 16:34:11.094

NO	BEHIND	LAP TIME
35		55.639
1	1.870	56.434
16	1.903	57.381
34	2.085	56.502
191	3.559	56.563
27	3.687	57.359
45	4.211	57.166
77	4.475	57.214
7	4.647	57.302
65	5.039	57.202
0	5.189	57.435
18	5.729	57.374
141	7.409	58.398
12	7.502	58.958
11	7.946	59.247
10	8.200	59.004
87	8.971	59.274
54	11.414	1:00.391
400	11.603	1:00.321
33	15.770	1:02.360

#### LAP 3 @ 16:35:06.804

NO	BEHIND	LAP TIME
35		55.710
1	2.224	56.064
16	2.405	56.212
34	2.996	56.621
191	3.380	55.531
27	4.420	56.443
45	5.374	56.873
77	5.553	56.788
65	6.103	56.774
7	6.691	57.754
0	6.705	57.226
18	7.546	57.527
141	10.316	58.617
12	10.408	58.616
11	10.764	58.528
10	10.959	58.469

Weather / Track : Cloudy / Dry

Results can be found at [www.tsl-timing.com](http://www.tsl-timing.com)

#### LAP 4 @ 16:36:02.422

NO	BEHIND	LAP TIME
35		55.618
1	2.427	55.821
16	3.116	56.329
191	3.684	55.922
34	4.383	57.005
27	5.528	56.726
45	7.147	57.391
77	7.302	57.367
65	7.554	57.069
7	7.779	56.706
0	8.874	57.787
18	9.220	57.292
12	12.387	57.597
141	12.897	58.199
10	13.588	58.247
11	13.722	58.576
87	15.654	59.254
54	21.660	1:00.395
400	22.279	1:00.969
33	29.420	1:02.033

#### LAP 5 @ 16:36:57.957

NO	BEHIND	LAP TIME
35		55.535
1	2.432	55.540
191	4.057	55.908
16	4.237	56.656
34	5.970	57.122
27	6.840	56.847
77	8.858	57.091
45	9.171	57.559
65	9.384	57.365
7	9.468	57.224
0	10.498	57.159
18	10.920	57.235
12	14.517	57.665
141	15.262	57.900
11	15.363	57.176
10	15.591	57.538
87	19.815	59.696
54	27.187	1:01.062
400	27.693	1:00.949
33	35.724	1:01.839

#### LAP 6 @ 16:37:53.972

NO	BEHIND	LAP TIME
35		56.015
1	2.337	55.920
191	3.490	55.448
16	4.382	56.160
34	7.335	57.380
27	7.784	56.959
77	9.877	57.034
45	10.251	57.095
7	10.336	56.883
65	10.440	57.071
0	11.715	57.232

#### LAP 7 @ 16:38:49.536

NO	BEHIND	LAP TIME
35		55.564
1	2.555	55.782
191	3.814	55.888
16	5.280	56.462
34	8.971	57.200
27	9.013	56.793
77	11.399	57.086
45	11.558	56.871
7	11.928	57.156
65	11.950	57.074
0	13.291	57.140
18	13.745	57.448
12	19.069	58.169
141	19.618	57.760
11	20.006	57.999
10	20.231	58.141
87	28.105	59.766
400	36.797	1:00.008
54	37.576	1:00.930
33	49.041	1:02.340

#### LAP 8 @ 16:39:45.062

NO	BEHIND	LAP TIME
35		55.526
1	3.015	55.986
191	3.869	55.581
16	6.288	56.534
34	10.404	56.959
27	10.444	56.957
77	12.912	57.039
45	13.149	57.117
65	13.391	56.967
7	13.478	57.076
0	14.947	57.182
18	15.198	56.979
12	21.881	58.338
141	21.978	57.886
11	22.238	57.758
10	22.324	57.619
87	32.179	59.600
400	41.805	1:00.534
54	42.235	1:00.185

#### LAP 9 @ 16:40:40.308

NO	BEHIND	LAP TIME
35		55.246
33	1 Lap	1:01.798
1	3.612	55.843
191	3.950	55.327
16	7.606	56.564
34	12.558	57.400
27	12.711	57.513

#### LAP 10 @ 16:41:35.946

NO	BEHIND	LAP TIME
35		55.638
191	4.252	55.940
1	4.451	56.477
33	1 Lap	1:02.108
16	8.642	56.674
34	13.699	56.779
27	13.932	56.859
45	16.362	57.070
77	16.447	57.351
65	16.633	56.957
7	16.791	57.092
0	18.782	57.262
18	19.296	57.585
12	27.212	58.033
141	28.039	58.757
11	28.258	58.645
10	28.305	58.606
87	40.727	59.686
400	51.484	1:00.123
54	51.837	59.997

#### LAP 11 @ 16:42:32.264

NO	BEHIND	LAP TIME
35		56.318
191	3.909	55.975
1	4.015	55.882
16	9.932	57.608
33	1 Lap	1:01.570
34	14.393	57.012
27	14.884	57.270
65	16.725	56.410
45	17.518	57.474
7	17.555	57.082
77	17.784	57.655
0	19.659	57.195
18	20.265	57.287
12	28.600	57.706
10	29.428	57.441
141	29.645	57.924
11	29.878	57.938
87	43.974	59.565
400	55.949	1:00.783
54	56.037	1:00.518

Brands Hatch Indy: 1.2079 miles  
Date: 01/10/2023 Start: 16:32 Finish: 16:42

Printed - 16:43 Sunday, 01 October 2023

# BMCRC - MRO Championships 2023 - Rnd 8 @ Brands Hatch Indy

## ACU Team Green Junior Cup & Senior Ninja Series

### RACE 20 - POSITION CHART

No	Name	Lap												
		Pos	1	2	3	4	5	6	7	8	9	10	11	
191	DANCE	1	35	35	35	35	35	35	35	35	35	35	35	35
35	WESTON	2	16	1	1	1	1	1	1	1	1	191	191	
1	ATKINSON	3	1	16	16	16	191	191	191	191	191	1	1	
34	ARBON	4	34	34	34	191	16	16	16	16	16	16	16	
16	LAYTON	5	27	191	191	34	34	34	34	34	34	34	34	
27	BROWN	6	191	27	27	27	27	27	27	27	27	27	27	
77	WHITE	7	45	45	45	45	77	77	77	77	77	45	65	
7	ROOKER	8	77	77	77	77	45	45	45	45	45	77	45	
65	BREESE	9	7	7	65	65	65	7	7	65	65	65	7	
45	MACKENZIE	10	0	65	7	7	7	65	65	7	7	7	77	
18	HIGGINS	11	65	0	0	0	0	0	0	0	0	0	0	
0	HUNTE	12	18	18	18	18	18	18	18	18	18	18	18	
11	BATE	13	12	141	141	12	12	12	12	12	12	12	12	
12	RAMSEY	14	11	12	12	141	141	141	141	141	141	141	10	
10	BRUNSDON	15	141	11	11	10	11	11	11	11	11	11	141	
141	GULLERY	16	10	10	10	11	10	10	10	10	10	10	11	
87	ATKINSON	17	87	87	87	87	87	87	87	87	87	87	87	
400	THURTLIE	18	54	54	54	54	54	54	400	400	400	400	400	
54	SCOTT	19	400	400	400	400	400	400	54	54	54	54	54	
33	KLINGE	20	33	33	33	33	33	33	33	33	33	33	33	

# BMCRC - MRO Championships 2023 - Rnd 8 @ Brands Hatch Indy

## ACU Team Green Junior Cup & Senior Ninja Series

### RACE 20 - SECTOR ANALYSIS



SECTOR 1 = FL to I1, SECTOR 2 = I1 to FL, DIFF = Difference To Personal Best Lap, P = Crossed Finish Line in Pit Lane, D = Time Disallowed

P1 35 J		Zack WESTON		Kawasaki NINJA 400 - NW Racing			
IDEAL LAP TIME : 55.236		BEST LAP TIME : 55.246		DIFFERENCE : 0.010			
LAP	SECTOR 1	SECTOR 2	LAP TIME	MPH	DIFF	TIME OF DAY	
1 -		22.494	1:01.398	70.82	6.152	16:33:15.455	
2 -	33.054	22.585	55.639	78.15	0.393	16:34:11.094	
3 -	33.140	22.570	55.710	78.05	0.464	16:35:06.804	
4 -	32.943	22.675	55.618	78.18	0.372	16:36:02.422	
5 -	32.964	22.571	55.535 (3)	78.30	0.289	16:36:57.957	
6 -	33.236	22.779	56.015	77.63	0.769	16:37:53.972	
7 -	<b>32.898</b>	22.666	55.564	78.26	0.318	16:38:49.536	
8 -	32.934	22.592	55.526 (2)	78.31	0.280	16:39:45.062	
9 -	32.908	<b>22.338</b>	<b>55.246 (1)</b>	<b>78.71</b>		<b>16:40:40.308</b>	
10 -	32.916	22.722	55.638	78.15	0.392	16:41:35.946	
11 -	33.410	22.908	56.318	77.21	1.072	16:42:32.264	

P2 191 J		Craig DANCE		Kawasaki NINJA 400 - 2 brothers scaffolding			
IDEAL LAP TIME : 55.327		BEST LAP TIME : 55.327		DIFFERENCE : 0.000			
LAP	SECTOR 1	SECTOR 2	LAP TIME	MPH	DIFF	TIME OF DAY	
1 -		24.444	1:04.033	67.91	8.706	16:33:18.090	
2 -	33.758	22.805	56.563	76.88	1.236	16:34:14.653	
3 -	32.881	22.650	55.531 (3)	78.30	0.204	16:35:10.184	
4 -	33.286	22.636	55.922	77.76	0.595	16:36:06.106	
5 -	33.299	22.609	55.908	77.78	0.581	16:37:02.014	
6 -	32.918	22.530	55.448 (2)	78.42	0.121	16:37:57.462	
7 -	33.214	22.674	55.888	77.80	0.561	16:38:53.350	
8 -	32.984	22.597	55.581	78.23	0.254	16:39:48.931	
9 -	<b>32.824</b>	<b>22.503</b>	<b>55.327 (1)</b>	<b>78.59</b>		<b>16:40:44.258</b>	
10 -	33.139	22.801	55.940	77.73	0.613	16:41:40.198	
11 -	33.138	22.837	55.975	77.68	0.648	16:42:36.173	

P3 1 S		Phil ATKINSON		Kawasaki NINJA 400 - ROSE MOT/Q Oil Treatments			
IDEAL LAP TIME : 55.540		BEST LAP TIME : 55.540		DIFFERENCE : 0.000			
LAP	SECTOR 1	SECTOR 2	LAP TIME	MPH	DIFF	TIME OF DAY	
1 -		22.890	1:02.473	69.60	6.933	16:33:16.530	
2 -	33.600	22.834	56.434	77.05	0.894	16:34:12.964	
3 -	33.453	22.611	56.064	77.56	0.524	16:35:09.028	
4 -	33.249	22.572	55.821 (3)	77.90	0.281	16:36:04.849	
5 -	<b>32.992</b>	<b>22.548</b>	<b>55.540 (1)</b>	<b>78.29</b>		<b>16:37:00.389</b>	
6 -	33.217	22.703	55.920	77.76	0.380	16:37:56.309	
7 -	33.135	22.647	55.782 (2)	77.95	0.242	16:38:52.091	
8 -	33.243	22.743	55.986	77.67	0.446	16:39:48.077	
9 -	33.199	22.644	55.843	77.87	0.303	16:40:43.920	
10 -	33.566	22.911	56.477	76.99	0.937	16:41:40.397	
11 -	33.089	22.793	55.882	77.81	0.342	16:42:36.279	

P4 16 J		Aleisha LAYTON		Kawasaki NINJA 300 -			
IDEAL LAP TIME : 56.138		BEST LAP TIME : 56.160		DIFFERENCE : 0.022			
LAP	SECTOR 1	SECTOR 2	LAP TIME	MPH	DIFF	TIME OF DAY	
1 -		22.542	1:01.559	70.64	5.399	16:33:15.616	
2 -	34.245	23.136	57.381	75.78	1.221	16:34:12.997	
3 -	33.681	22.531	56.212 (2)	77.36	0.052	16:35:09.209	
4 -	33.856	<b>22.473</b>	56.329 (3)	77.20	0.169	16:36:05.538	
5 -	34.061	22.595	56.656	76.75	0.496	16:37:02.194	
6 -	<b>33.665</b>	22.495	<b>56.160 (1)</b>	<b>77.43</b>		<b>16:37:58.354</b>	
7 -	33.911	22.551	56.462	77.01	0.302	16:38:54.816	
8 -	34.003	22.531	56.534	76.92	0.374	16:39:51.350	
9 -	33.798	22.766	56.564	76.87	0.404	16:40:47.914	
10 -	34.034	22.640	56.674	76.73	0.514	16:41:44.588	
11 -	34.530	23.078	57.608	75.48	1.448	16:42:42.196	

# BMCRC - MRO Championships 2023 - Rnd 8 @ Brands Hatch Indy

## ACU Team Green Junior Cup & Senior Ninja Series

### RACE 20 - SECTOR ANALYSIS



SECTOR 1 = FL to I1, SECTOR 2 = I1 to FL, DIFF = Difference To Personal Best Lap, P = Crossed Finish Line in Pit Lane, D = Time Disallowed

<b>P5 34 S</b>		<b>Oliver ARBON</b>		Kawasaki NINJA 400 - tt plumbing and heating		
IDEAL LAP TIME : 56.385		BEST LAP TIME : 56.502		DIFFERENCE : 0.117		
LAP	SECTOR 1	SECTOR 2	LAP TIME	MPH	DIFF	TIME OF DAY
1 -		22.887	1:02.620	69.44	6.118	16:33:16.677
2 -	33.848	<b>22.654</b>	<b>56.502 (1)</b>	<b>76.96</b>		<b>16:34:13.179</b>
3 -	<b>33.731</b>	22.890	56.621 (2)	76.80	0.119	16:35:09.800
4 -	34.108	22.897	57.005	76.28	0.503	16:36:06.805
5 -	34.162	22.960	57.122	76.12	0.620	16:37:03.927
6 -	34.474	22.906	57.380	75.78	0.878	16:38:01.307
7 -	34.025	23.175	57.200	76.02	0.698	16:38:58.507
8 -	34.048	22.911	56.959	76.34	0.457	16:39:55.466
9 -	34.448	22.952	57.400	75.75	0.898	16:40:52.866
10 -	33.946	22.833	56.779 (3)	76.58	0.277	16:41:49.645
11 -	34.170	22.842	57.012	76.27	0.510	16:42:46.657

<b>P6 27 S</b>		<b>Ben BROWN</b>		Kawasaki NINJA - Hunts Motorcycles		
IDEAL LAP TIME : 56.421		BEST LAP TIME : 56.443		DIFFERENCE : 0.022		
LAP	SECTOR 1	SECTOR 2	LAP TIME	MPH	DIFF	TIME OF DAY
1 -		22.878	1:03.365	68.62	6.922	16:33:17.422
2 -	34.710	<b>22.649</b>	57.359	75.81	0.916	16:34:14.781
3 -	<b>33.772</b>	22.671	<b>56.443 (1)</b>	<b>77.04</b>		<b>16:35:11.224</b>
4 -	33.998	22.728	56.726 (2)	76.65	0.283	16:36:07.950
5 -	34.021	22.826	56.847	76.49	0.404	16:37:04.797
6 -	34.069	22.890	56.959	76.34	0.516	16:38:01.756
7 -	34.061	22.732	56.793 (3)	76.56	0.350	16:38:58.549
8 -	34.030	22.927	56.957	76.34	0.514	16:39:55.506
9 -	34.326	23.187	57.513	75.61	1.070	16:40:53.019
10 -	34.096	22.763	56.859	76.48	0.416	16:41:49.878
11 -	34.598	22.672	57.270	75.93	0.827	16:42:47.148

<b>P7 65 S</b>		<b>Konrad BREESE</b>		Kawasaki NINJA 400 - STIHL Racing		
IDEAL LAP TIME : 56.410		BEST LAP TIME : 56.410		DIFFERENCE : 0.000		
LAP	SECTOR 1	SECTOR 2	LAP TIME	MPH	DIFF	TIME OF DAY
1 -		23.501	1:04.874	67.03	8.464	16:33:18.931
2 -	33.976	23.226	57.202	76.02	0.792	16:34:16.133
3 -	33.708	23.066	56.774 (2)	76.59	0.364	16:35:12.907
4 -	33.981	23.088	57.069	76.19	0.659	16:36:09.976
5 -	34.185	23.180	57.365	75.80	0.955	16:37:07.341
6 -	34.041	23.030	57.071	76.19	0.661	16:38:04.412
7 -	33.920	23.154	57.074	76.19	0.664	16:39:01.486
8 -	33.825	23.142	56.967	76.33	0.557	16:39:58.453
9 -	33.866	23.303	57.169	76.06	0.759	16:40:55.622
10 -	33.970	22.987	56.957 (3)	76.34	0.547	16:41:52.579
11 -	<b>33.534</b>	<b>22.876</b>	<b>56.410 (1)</b>	<b>77.08</b>		<b>16:42:48.989</b>

<b>P8 45 J</b>		<b>Marley MACKENZIE</b>		Kawasaki NINJA - Kirkcaldy Kawasaki, ELPM		
IDEAL LAP TIME : 56.723		BEST LAP TIME : 56.871		DIFFERENCE : 0.148		
LAP	SECTOR 1	SECTOR 2	LAP TIME	MPH	DIFF	TIME OF DAY
1 -		23.154	1:04.082	67.85	7.211	16:33:18.139
2 -	34.140	23.026	57.166	76.06	0.295	16:34:15.305
3 -	33.853	23.020	56.873 (2)	76.46	0.002	16:35:12.178
4 -	34.233	23.158	57.391	75.77	0.520	16:36:09.569
5 -	34.395	23.164	57.559	75.55	0.688	16:37:07.128
6 -	<b>33.852</b>	23.243	57.095	76.16	0.224	16:38:04.223
7 -	33.928	22.943	<b>56.871 (1)</b>	<b>76.46</b>		<b>16:39:01.094</b>
8 -	34.081	23.036	57.117	76.13	0.246	16:39:58.211
9 -	34.009	23.018	57.027 (3)	76.25	0.156	16:40:55.238
10 -	33.903	23.167	57.070	76.19	0.199	16:41:52.308
11 -	34.603	<b>22.871</b>	57.474	75.66	0.603	16:42:49.782

# BMCRC - MRO Championships 2023 - Rnd 8 @ Brands Hatch Indy

## ACU Team Green Junior Cup & Senior Ninja Series

### RACE 20 - SECTOR ANALYSIS



SECTOR 1 = FL to I1, SECTOR 2 = I1 to FL, DIFF = Difference To Personal Best Lap, P = Crossed Finish Line in Pit Lane, D = Time Disallowed

P9		7 J		Travis ROOKER		Kawasaki NINJA 400 -	
IDEAL LAP TIME : 56.700		BEST LAP TIME : 56.706		DIFFERENCE : 0.006			
LAP	SECTOR 1	SECTOR 2	LAP TIME	MPH	DIFF	TIME OF DAY	
1 -		23.314	1:04.382	67.54	7.676	16:33:18.439	
2 -	34.368	22.934	57.302	75.88	0.596	16:34:15.741	
3 -	33.843	23.911	57.754	75.29	1.048	16:35:13.495	
4 -	<b>33.820</b>	22.886	<b>56.706 (1)</b>	<b>76.68</b>		<b>16:36:10.201</b>	
5 -	34.101	23.123	57.224	75.99	0.518	16:37:07.425	
6 -	33.892	22.991	56.883 (2)	76.44	0.177	16:38:04.308	
7 -	34.051	23.105	57.156	76.08	0.450	16:39:01.464	
8 -	33.889	23.187	57.076 (3)	76.18	0.370	16:39:58.540	
9 -	33.907	23.198	57.105	76.15	0.399	16:40:55.645	
10 -	33.986	23.106	57.092	76.16	0.386	16:41:52.737	
11 -	34.202	<b>22.880</b>	57.082	76.18	0.376	16:42:49.819	

P10		77 S		Joe WHITE		Kawasaki NINJA 400 - Just In Graphics /MZ CONTRACTS/ Silver	
IDEAL LAP TIME : 56.788		BEST LAP TIME : 56.788		DIFFERENCE : 0.000			
LAP	SECTOR 1	SECTOR 2	LAP TIME	MPH	DIFF	TIME OF DAY	
1 -		23.290	1:04.298	67.63	7.510	16:33:18.355	
2 -	34.342	22.872	57.214	76.00	0.426	16:34:15.569	
3 -	<b>33.989</b>	<b>22.799</b>	<b>56.788 (1)</b>	<b>76.57</b>		<b>16:35:12.357</b>	
4 -	34.413	22.954	57.367	75.80	0.579	16:36:09.724	
5 -	34.126	22.965	57.091	76.16	0.303	16:37:06.815	
6 -	34.031	23.003	57.034 (2)	76.24	0.246	16:38:03.849	
7 -	34.196	22.890	57.086	76.17	0.298	16:39:00.935	
8 -	34.094	22.945	57.039 (3)	76.23	0.251	16:39:57.974	
9 -	34.131	22.937	57.068	76.20	0.280	16:40:55.042	
10 -	34.413	22.938	57.351	75.82	0.563	16:41:52.393	
11 -	34.684	22.971	57.655	75.42	0.867	16:42:50.048	

P11		0 S		Ramone HUNTE		Kawasaki NINJA 400 -	
IDEAL LAP TIME : 56.911		BEST LAP TIME : 57.140		DIFFERENCE : 0.229			
LAP	SECTOR 1	SECTOR 2	LAP TIME	MPH	DIFF	TIME OF DAY	
1 -		23.038	1:04.791	67.11	7.651	16:33:18.848	
2 -	34.637	<b>22.798</b>	57.435	75.71	0.295	16:34:16.283	
3 -	34.371	22.855	57.226	75.99	0.086	16:35:13.509	
4 -	34.612	23.175	57.787	75.25	0.647	16:36:11.296	
5 -	34.335	22.824	57.159 (2)	76.07	0.019	16:37:08.455	
6 -	34.265	22.967	57.232	75.98	0.092	16:38:05.687	
7 -	34.203	22.937	<b>57.140 (1)</b>	<b>76.10</b>		<b>16:39:02.827</b>	
8 -	<b>34.113</b>	23.069	57.182 (3)	76.04	0.042	16:40:00.009	
9 -	34.358	23.099	57.457	75.68	0.317	16:40:57.466	
10 -	34.361	22.901	57.262	75.94	0.122	16:41:54.728	
11 -	34.177	23.018	57.195	76.03	0.055	16:42:51.923	

P12		18 J		George HIGGINS		Kawasaki NINJA 400 - Aztec Racing	
IDEAL LAP TIME : 56.951		BEST LAP TIME : 56.956		DIFFERENCE : 0.005			
LAP	SECTOR 1	SECTOR 2	LAP TIME	MPH	DIFF	TIME OF DAY	
1 -		23.623	1:05.392	66.50	8.436	16:33:19.449	
2 -	34.251	23.123	57.374	75.79	0.418	16:34:16.823	
3 -	34.009	23.518	57.527	75.59	0.571	16:35:14.350	
4 -	34.064	23.228	57.292	75.90	0.336	16:36:11.642	
5 -	34.035	23.200	57.235 (3)	75.97	0.279	16:37:08.877	
6 -	<b>33.922</b>	23.034	<b>56.956 (1)</b>	<b>76.35</b>		<b>16:38:05.833</b>	
7 -	34.179	23.269	57.448	75.69	0.492	16:39:03.281	
8 -	33.950	<b>23.029</b>	56.979 (2)	76.31	0.023	16:40:00.260	
9 -	34.307	23.090	57.397	75.76	0.441	16:40:57.657	
10 -	34.421	23.164	57.585	75.51	0.629	16:41:55.242	
11 -	34.114	23.173	57.287	75.90	0.331	16:42:52.529	

# BMCRC - MRO Championships 2023 - Rnd 8 @ Brands Hatch Indy

## ACU Team Green Junior Cup & Senior Ninja Series

### RACE 20 - SECTOR ANALYSIS



SECTOR 1 = FL to I1, SECTOR 2 = I1 to FL, DIFF = Difference To Personal Best Lap, P = Crossed Finish Line in Pit Lane, D = Time Disallowed

P13 12 J		Kees RAMSEY		Kawasaki NINJA 400 -			
IDEAL LAP TIME : 57.443		BEST LAP TIME : 57.597		DIFFERENCE : 0.154			
LAP	SECTOR 1	SECTOR 2	LAP TIME	MPH	DIFF	TIME OF DAY	
1 -		23.458	1:05.581	66.30	7.984	16:33:19.638	
2 -	35.142	23.816	58.958	73.75	1.361	16:34:18.596	
3 -	35.441	23.175	58.616	74.18	1.019	16:35:17.212	
4 -	<b>34.474</b>	23.123	<b>57.597 (1)</b>	<b>75.50</b>		<b>16:36:14.809</b>	
5 -	34.576	23.089	57.665 (2)	75.41	0.068	16:37:12.474	
6 -	34.872	23.090	57.962	75.02	0.365	16:38:10.436	
7 -	34.858	23.311	58.169	74.75	0.572	16:39:08.605	
8 -	34.923	23.415	58.338	74.54	0.741	16:40:06.943	
9 -	35.213	<b>22.969</b>	58.182	74.74	0.585	16:41:05.125	
10 -	34.959	23.074	58.033	74.93	0.436	16:42:03.158	
11 -	34.577	23.129	57.706 (3)	75.35	0.109	16:43:00.864	

P14 10 S		Mike BRUNSDON		Kawasaki NINJA 400 - Parts Europe			
IDEAL LAP TIME : 57.170		BEST LAP TIME : 57.441		DIFFERENCE : 0.271			
LAP	SECTOR 1	SECTOR 2	LAP TIME	MPH	DIFF	TIME OF DAY	
1 -		23.487	1:06.233	65.65	8.792	16:33:20.290	
2 -	35.303	23.701	59.004	73.70	1.563	16:34:19.294	
3 -	35.320	23.149	58.469	74.37	1.028	16:35:17.763	
4 -	35.013	23.234	58.247	74.65	0.806	16:36:16.010	
5 -	34.681	22.857	57.538 (2)	75.57	0.097	16:37:13.548	
6 -	34.910	23.168	58.078	74.87	0.637	16:38:11.626	
7 -	35.239	22.902	58.141	74.79	0.700	16:39:09.767	
8 -	34.773	<b>22.846</b>	57.619 (3)	75.47	0.178	16:40:07.386	
9 -	35.303	22.956	58.259	74.64	0.818	16:41:05.645	
10 -	34.955	23.651	58.606	74.20	1.165	16:42:04.251	
11 -	<b>34.324</b>	23.117	<b>57.441 (1)</b>	<b>75.70</b>		<b>16:43:01.692</b>	

P15 141 J		Noah GUILLERY		Kawasaki NINJA 300 - MDM-R			
IDEAL LAP TIME : 57.379		BEST LAP TIME : 57.760		DIFFERENCE : 0.381			
LAP	SECTOR 1	SECTOR 2	LAP TIME	MPH	DIFF	TIME OF DAY	
1 -		23.598	1:06.048	65.84	8.288	16:33:20.105	
2 -	35.059	23.339	58.398	74.46	0.638	16:34:18.503	
3 -	35.089	23.528	58.617	74.18	0.857	16:35:17.120	
4 -	34.721	23.478	58.199	74.71	0.439	16:36:15.319	
5 -	<b>34.256</b>	23.644	57.900 (3)	75.10	0.140	16:37:13.219	
6 -	34.685	23.490	58.175	74.75	0.415	16:38:11.394	
7 -	34.637	<b>23.123</b>	<b>57.760 (1)</b>	<b>75.28</b>		<b>16:39:09.154</b>	
8 -	34.371	23.515	57.886 (2)	75.12	0.126	16:40:07.040	
9 -	34.648	23.540	58.188	74.73	0.428	16:41:05.228	
10 -	34.911	23.846	58.757	74.00	0.997	16:42:03.985	
11 -	34.688	23.236	57.924	75.07	0.164	16:43:01.909	

P16 11 J		Freddie BATE		Kawasaki NINJA 300 - hartjay			
IDEAL LAP TIME : 57.068		BEST LAP TIME : 57.176		DIFFERENCE : 0.108			
LAP	SECTOR 1	SECTOR 2	LAP TIME	MPH	DIFF	TIME OF DAY	
1 -		23.788	1:05.736	66.15	8.560	16:33:19.793	
2 -	35.643	23.604	59.247	73.39	2.071	16:34:19.040	
3 -	35.292	23.236	58.528	74.29	1.352	16:35:17.568	
4 -	35.506	23.070	58.576	74.23	1.400	16:36:16.144	
5 -	<b>34.100</b>	23.076	<b>57.176 (1)</b>	<b>76.05</b>		<b>16:37:13.320</b>	
6 -	34.577	23.646	58.223	74.68	1.047	16:38:11.543	
7 -	34.991	23.008	57.999	74.97	0.823	16:39:09.542	
8 -	34.461	23.297	57.758 (2)	75.29	0.582	16:40:07.300	
9 -	35.197	23.062	58.259	74.64	1.083	16:41:05.559	
10 -	34.734	23.911	58.645	74.15	1.469	16:42:04.204	
11 -	34.970	<b>22.968</b>	57.938 (3)	75.05	0.762	16:43:02.142	

# BMCRC - MRO Championships 2023 - Rnd 8 @ Brands Hatch Indy

## ACU Team Green Junior Cup & Senior Ninja Series

### RACE 20 - SECTOR ANALYSIS



SECTOR 1 = FL to I1, SECTOR 2 = I1 to FL, DIFF = Difference To Personal Best Lap, P = Crossed Finish Line in Pit Lane, D = Time Disallowed

P17 87 J		Sam ATKINSON		Kawasaki NINJA 300 - Major Heat		
IDEAL LAP TIME : 58.757		BEST LAP TIME : 58.757		DIFFERENCE : 0.000		
LAP	SECTOR 1	SECTOR 2	LAP TIME	MPH	DIFF	TIME OF DAY
1 -		23.649	1:06.734	65.16	7.977	16:33:20.791
2 -	35.542	23.732	59.274 (3)	73.36	0.517	16:34:20.065
3 -	<b>35.222</b>	<b>23.535</b>	<b>58.757 (1)</b>	<b>74.00</b>		<b>16:35:18.822</b>
4 -	35.381	23.873	59.254 (2)	73.38	0.497	16:36:18.076
5 -	35.757	23.939	59.696	72.84	0.939	16:37:17.772
6 -	36.091	24.012	1:00.103	72.35	1.346	16:38:17.875
7 -	35.895	23.871	59.766	72.76	1.009	16:39:17.641
8 -	35.761	23.839	59.600	72.96	0.843	16:40:17.241
9 -	35.741	24.005	59.746	72.78	0.989	16:41:16.987
10 -	35.671	24.015	59.686	72.85	0.929	16:42:16.673
11 -	35.654	23.911	59.565	73.00	0.808	16:43:16.238

P18 400 S		Stuart THURTLÉ		Kawasaki NINJA 400 - TeamTortoise Racing		
IDEAL LAP TIME : 59.801		BEST LAP TIME : 1:00.008		DIFFERENCE : 0.207		
LAP	SECTOR 1	SECTOR 2	LAP TIME	MPH	DIFF	TIME OF DAY
1 -		24.086	1:08.319	63.65	8.311	16:33:22.376
2 -	36.180	24.141	1:00.321 (3)	72.09	0.313	16:34:22.697
3 -	36.425	24.610	1:01.035	71.24	1.027	16:35:23.732
4 -	36.200	24.769	1:00.969	71.32	0.961	16:36:24.701
5 -	36.056	24.893	1:00.949	71.34	0.941	16:37:25.650
6 -	36.102	24.573	1:00.675	71.67	0.667	16:38:26.325
7 -	<b>35.912</b>	24.096	<b>1:00.008 (1)</b>	<b>72.46</b>		<b>16:39:26.333</b>
8 -	36.371	24.163	1:00.534	71.83	0.526	16:40:26.867
9 -	36.377	24.063	1:00.440	71.94	0.432	16:41:27.307
10 -	36.234	<b>23.889</b>	1:00.123 (2)	72.32	0.115	16:42:27.430
11 -	36.677	24.106	1:00.783	71.54	0.775	16:43:28.213

P19 54 S		Ben SCOTT		Kawasaki NINJA 250 - GI Landscapes VampTech		
IDEAL LAP TIME : 59.886		BEST LAP TIME : 59.997		DIFFERENCE : 0.111		
LAP	SECTOR 1	SECTOR 2	LAP TIME	MPH	DIFF	TIME OF DAY
1 -		24.207	1:08.060	63.89	8.063	16:33:22.117
2 -	36.118	24.273	1:00.391 (3)	72.00	0.394	16:34:22.508
3 -	36.403	24.776	1:01.179	71.08	1.182	16:35:23.687
4 -	<b>35.981</b>	24.414	1:00.395	72.00	0.398	16:36:24.082
5 -	36.537	24.525	1:01.062	71.21	1.065	16:37:25.144
6 -	36.441	24.597	1:01.038	71.24	1.041	16:38:26.182
7 -	36.765	24.165	1:00.930	71.37	0.933	16:39:27.112
8 -	36.191	23.994	1:00.185 (2)	72.25	0.188	16:40:27.297
9 -	36.352	24.137	1:00.489	71.89	0.492	16:41:27.786
10 -	36.092	<b>23.905</b>	<b>59.997 (1)</b>	<b>72.48</b>		<b>16:42:27.783</b>
11 -	36.597	23.921	1:00.518	71.85	0.521	16:43:28.301

P20 33 J		Patrick KLINGE		Kawasaki NINJA 300 - Klingklong Racing		
IDEAL LAP TIME : 1:01.419		BEST LAP TIME : 1:01.570		DIFFERENCE : 0.151		
LAP	SECTOR 1	SECTOR 2	LAP TIME	MPH	DIFF	TIME OF DAY
1 -		24.729	1:10.447	61.72	8.877	16:33:24.504
2 -	37.656	24.704	1:02.360	69.73	0.790	16:34:26.864
3 -	37.935	25.010	1:02.945	69.08	1.375	16:35:29.809
4 -	37.325	24.708	1:02.033	70.10	0.463	16:36:31.842
5 -	37.218	24.621	1:01.839 (3)	70.32	0.269	16:37:33.681
6 -	37.997	24.559	1:02.556	69.51	0.986	16:38:36.237
7 -	37.272	25.068	1:02.340	69.75	0.770	16:39:38.577
8 -	<b>36.921</b>	24.877	1:01.798 (2)	70.36	0.228	16:40:40.375
9 -	37.359	24.749	1:02.108	70.01	0.538	16:41:42.483
10 -	37.072	<b>24.498</b>	<b>1:01.570 (1)</b>	<b>70.62</b>		<b>16:42:44.053</b>

# BMCRC - MRO Championships 2023 - Rnd 8 @ Brands Hatch Indy

## ACU Team Green Junior Cup & Senior Ninja Series

### RACE 20 - BEST SECTORS

SECTOR 1			SECTOR 2			IDEAL / BEST COMPARISON						
POS	NO	NAME	TIME	NO	NAME	TIME	POS	NO	NAME	IDEAL	BEST	DIFF
									<b>PERFECT LAP</b>	<b>55.162</b>		
1	191	DANCE	<b>32.824</b>	35	WESTON	<b>22.338</b>	1	35	WESTON	55.236	55.246	<b>0.010</b>
2	35	WESTON	<b>32.898</b>	16	LAYTON	<b>22.473</b>	2	191	DANCE	55.327	55.327	<b>0.000</b>
3	1	ATKINSON	<b>32.992</b>	191	DANCE	<b>22.503</b>	3	1	ATKINSON	55.540	55.540	<b>0.000</b>
4	65	BREESE	<b>33.534</b>	1	ATKINSON	<b>22.548</b>	4	16	LAYTON	56.138	56.160	<b>0.022</b>
5	16	LAYTON	<b>33.665</b>	27	BROWN	<b>22.649</b>	5	34	ARBON	56.385	56.502	<b>0.117</b>
6	34	ARBON	<b>33.731</b>	34	ARBON	<b>22.654</b>	6	65	BREESE	56.410	56.410	<b>0.000</b>
7	27	BROWN	<b>33.772</b>	0	HUNTE	<b>22.798</b>	7	27	BROWN	56.421	56.443	<b>0.022</b>
8	7	ROOKER	<b>33.820</b>	77	WHITE	<b>22.799</b>	8	7	ROOKER	56.700	56.706	<b>0.006</b>
9	45	MACKENZIE	<b>33.852</b>	10	BRUNSDON	<b>22.846</b>	9	45	MACKENZIE	56.723	56.871	<b>0.148</b>
10	18	HIGGINS	<b>33.922</b>	45	MACKENZIE	<b>22.871</b>	10	77	WHITE	56.788	56.788	<b>0.000</b>
11	77	WHITE	<b>33.989</b>	65	BREESE	<b>22.876</b>	11	0	HUNTE	56.911	57.140	<b>0.229</b>
12	11	BATE	<b>34.100</b>	7	ROOKER	<b>22.880</b>	12	18	HIGGINS	56.951	56.956	<b>0.005</b>
13	0	HUNTE	<b>34.113</b>	11	BATE	<b>22.968</b>	13	11	BATE	57.068	57.176	<b>0.108</b>
14	141	GUILLERY	<b>34.256</b>	12	RAMSEY	<b>22.969</b>	14	10	BRUNSDON	57.170	57.441	<b>0.271</b>
15	10	BRUNSDON	<b>34.324</b>	18	HIGGINS	<b>23.029</b>	15	141	GUILLERY	57.379	57.760	<b>0.381</b>
16	12	RAMSEY	<b>34.474</b>	141	GUILLERY	<b>23.123</b>	16	12	RAMSEY	57.443	57.597	<b>0.154</b>
17	87	ATKINSON	<b>35.222</b>	87	ATKINSON	<b>23.535</b>	17	87	ATKINSON	58.757	58.757	<b>0.000</b>
18	400	THURTL	<b>35.912</b>	400	THURTL	<b>23.889</b>	18	400	THURTL	59.801	1:00.008	<b>0.207</b>
19	54	SCOTT	<b>35.981</b>	54	SCOTT	<b>23.905</b>	19	54	SCOTT	59.886	59.997	<b>0.111</b>
20	33	KLINGE	<b>36.921</b>	33	KLINGE	<b>24.498</b>	20	33	KLINGE	1:01.419	1:01.570	<b>0.151</b>



# BMCRC - MRO Championships 2023 - Rnd 8 @ Brands Hatch Indy

## ACU Team Green Junior Cup & Senior Ninja Series

### RACE 20 - STATISTICS

**Competitors Started** 20  
**Planned Start** 2023-10-01 @ 16:40:00.000  
**Actual Start** 2023-10-01 @ 16:32:14.057  
**Finish Time** 2023-10-01 @ 16:42:32.263  
**Track Length** 1.2079mi.  
**Total Laps** 219  
**Total Distance Covered** 264.5400mi.

#### Session Fastest Lap History

NO	CL	NAME	LAP TIME	TIME OF DAY	LAP	VEHICLE
35	J	Zack WESTON	55.639	16:34:11.111	2	Kawasaki NINJA 400
191	J	Craig DANCE	55.531	16:35:10.214	3	Kawasaki NINJA 400
191	J	Craig DANCE	55.448	16:37:57.492	6	Kawasaki NINJA 400
35	J	Zack WESTON	55.246	16:40:40.325	9	Kawasaki NINJA 400

#### Session Leader History

NO	CL	NAME	FROM LAP	LAPS LED	DISTANCE	VEHICLE
35	J	Zack WESTON	1	11	13.28 miles	Kawasaki NINJA 400

#### Flag History

TYPE	TIME OF DAY
GREEN	16:32:14.057
FINISH	16:42:32.263

#### Flag Statistics

TYPE	COUNT	TOTAL LAPS	TOTAL TIME
Green	1	11	11:24.280
Red	0	0	0.000
Safety Car	0	0	0.000
FCY	0	0	0.000

# BMCRC - MRO Championships 2023 - Rnd 8 @ Brands Hatch Indy

## ACU Team Green Junior Cup & Senior Ninja Series

### RACE 20 - STATISTICS

CLASS : S

9 Starters

#### Fastest Lap History

NO	NAME	LAP TIME	TIME OF DAY	LAP	VEHICLE
1	Phil ATKINSON	<b>56.434</b>	16:34:12.975	2	Kawasaki NINJA 400
1	Phil ATKINSON	<b>56.064</b>	16:35:09.039	3	Kawasaki NINJA 400
1	Phil ATKINSON	<b>55.821</b>	16:36:04.859	4	Kawasaki NINJA 400
1	Phil ATKINSON	<b>55.540</b>	16:37:00.399	5	Kawasaki NINJA 400

#### Leader History

NO	NAME	FROM LAP	LAPS LED	DISTANCE	VEHICLE
1	Phil ATKINSON	1	11	13.28 miles	Kawasaki NINJA 400

# BMCRC - MRO Championships 2023 - Rnd 8 @ Brands Hatch Indy

## ACU Team Green Junior Cup & Senior Ninja Series

### RACE 20 - STATISTICS

CLASS : J

11 Starters

#### Fastest Lap History

NO	NAME	LAP TIME	TIME OF DAY	LAP	VEHICLE
35	Zack WESTON	55.639	16:34:11.111	2	Kawasaki NINJA 400
191	Craig DANCE	55.531	16:35:10.214	3	Kawasaki NINJA 400
191	Craig DANCE	55.448	16:37:57.492	6	Kawasaki NINJA 400
35	Zack WESTON	55.246	16:40:40.325	9	Kawasaki NINJA 400

#### Leader History

NO	NAME	FROM LAP	LAPS LED	DISTANCE	VEHICLE
35	Zack WESTON	1	11	13.28 miles	Kawasaki NINJA 400



# REACTIVE PARTS MRO POWERBIKES inc CIGMA RACING CLUBMAN 1000



BMCRC-MRO Championships - Round 8  
Brands Hatch Indy  
30<sup>th</sup> September / 1<sup>st</sup> October 2023



Timing & Results Provided by Timing Solutions Ltd

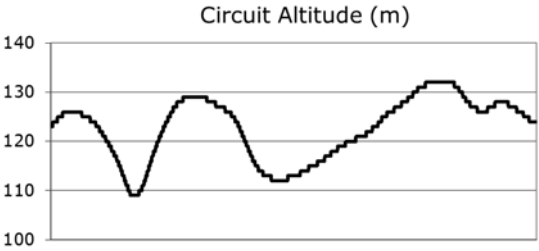
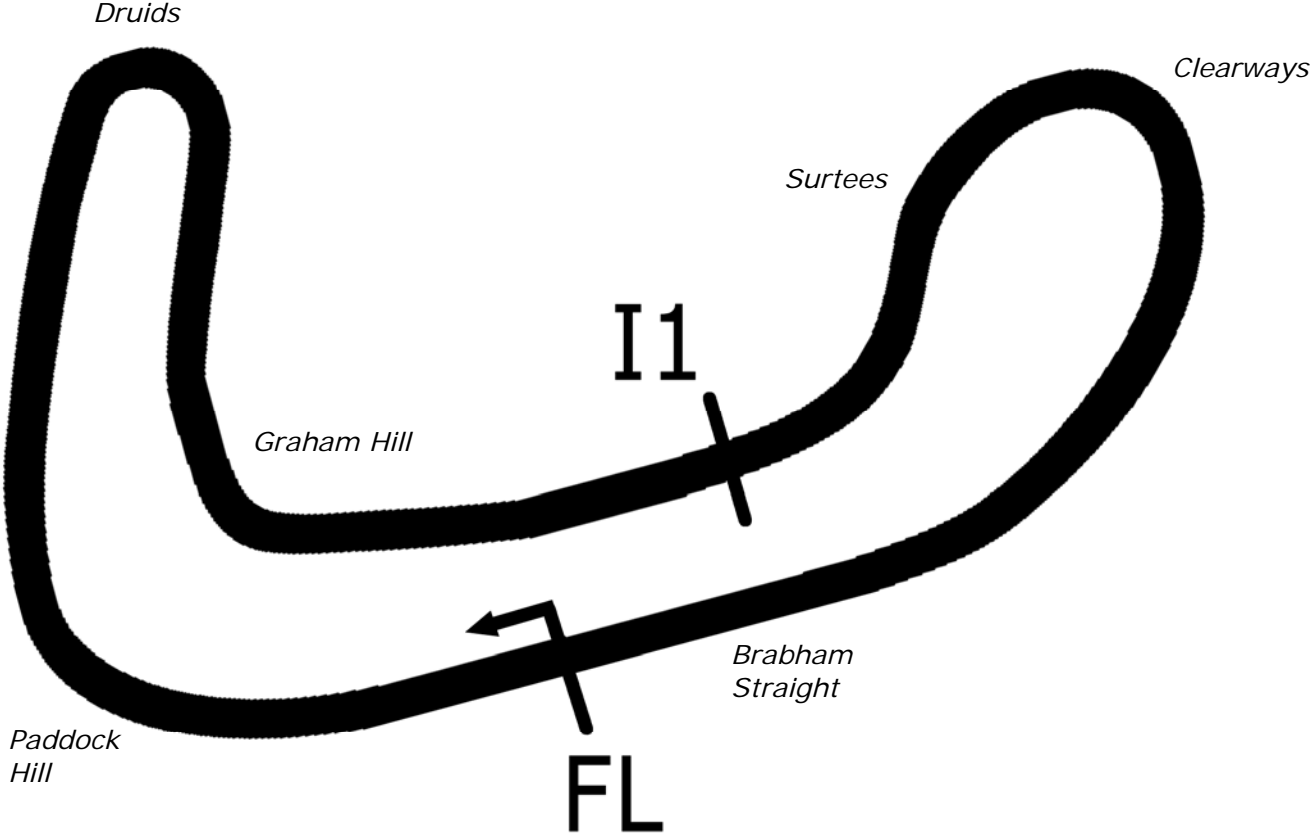
[www.tsl-timing.com](http://www.tsl-timing.com)

# Brands Hatch Indy



SPORTS TIMING

TIMING SOLUTIONS LTD



Length	1.2079 miles	1944.0 m	
FL		51.36032 N	0.26032 E
I1	1112m	51.35934 N	0.25955 E
Pit Entry	1669m	51.35911 N	0.25743 E
Pit Exit	26m after FL	51.36027 N	0.26078 E
Pit Entry–Pit Exit 277m, 16.6s @60kph, 12.4s @80kph			



# BMCRC - MRO Championships 2023 - Rnd 8 @ Brands Hatch Indy

## Reactive Parts MRO Powerbikes inc Clubman 1000 & Thunderbike Ultra QUALIFYING - CLASSIFICATION



POS	NO	CL	PIC NAME	ENTRY	TIME	ON	LAPS	GAP	DIFF	MPH
1	26		1 Josh WAINWRIGHT	Honda CBR1000 - JW MOT Centre	48.417	9	9			89.81
2	48		2 Nicky WILSON	Suzuki GSXR 1000 - Demon GP/Haslemere Motorcycle	48.694	4	11	0.277	0.277	89.30
3	2		3 Peter BAKER	Kawasaki ZX10R - T.J & Peter Baker M/C	49.080	10	10	0.663	0.386	88.60
4	37	C	1 Clayton GROVER	Yamaha R1 - Grover stunts	49.115	10	10	0.698	0.035	88.53
5	224	C	2 Lee HEALEY	Suzuki GSXR 1000R - Wilvin UK Ltd / Uniq3 Projects Li	49.578	10	10	1.161	0.463	87.71
6	5	U	1 Stacey KILLWORTH	Suzuki GSXR 1000 - Greenplant/Everns	49.739	3	4	1.322	0.161	87.42
7	800	U	2 Morgan CREASEY	Suzuki GSXR 1000 K7 - Warics Ltd	49.950	7	9	1.533	0.211	87.05
8	78	C	3 Jamie THOMAS	Suzuki GSXR 1000 - Team RubyRacing DART Motorsp	50.159	7	8	1.742	0.209	86.69
9	134		4 Donald GILBERT	Suzuki GSXR1000 - S and N tyres	50.226	7	7	1.809	0.067	86.58
10	17		5 Phil BAKER	BMW S1000RR -	50.229	6	7	1.812	0.003	86.57
11	30	C	4 Alex PENRICE	Yamaha R1 - AP Motorcycles	50.333	10	10	1.916	0.104	86.39
12	188		6 Dawid KRAWIECKI	Yamaha R1 - Code Blue LTD & D A East Electrical	50.690	8	8	2.273	0.357	85.78
13	53		7 Seamus McGLYNN	Yamaha R1 - S and d build and design Ltd	51.042	4	10	2.625	0.352	85.19
14	39		8 Austen WEBSTER	Kawasaki ZX10R - Ace Motorcycles	51.068	9	9	2.651	0.026	85.15
15	102	U	4 James FEARN	Suzuki GSXR1000 - Mark Wilby plumbing	51.861	3	3	3.444	0.793	83.85
16	184	C	5 Martyn DELLOW	Suzuki GSXR1000 - Kirdford Shotblasting	51.933	10	10	3.516	0.072	83.73
17	19	U	5 Tyler DONOVAN	Kawasaki ZX10R - Tinder Corp	52.223	9	9	3.806	0.290	83.26
18	117	U	6 Raymond STAGG	Suzuki GSXR 750 -	52.541	7	7	4.124	0.318	82.76
19	229	C	6 David JAMES	Yamaha R1 -	52.598	8	9	4.181	0.057	82.67
20	258	U	7 Ande FRIEND	Kawasaki ZX10R - Flying colours Motorcycle Training	52.617	8	8	4.200	0.019	82.64
21	20	U	8 Connor SWYER	Suzuki GSXR 1000 K6 - WSC Performance & lleithyr fan	52.852	8	8	4.435	0.235	82.27
22	80	U	9 Mark OVEL	Yamaha R1 - I NEED A SPONSOR	52.960	3	8	4.543	0.108	82.11
23	17	U	10 Jordan KILLWORTH	Kawasaki ZX10R - BK Racing / Rabbit	53.065	7	7	4.648	0.105	81.94
24	23	U	11 Justin ROSE	Yamaha R1 -	53.069	7	9	4.652	0.004	81.94
25	41	U	12 Paul PRICE	Suzuki GSXR 1000 -	53.082	8	9	4.665	0.013	81.92
26	10		9 Daniel MERCER	Honda CBR1000RR - Merc&Co Racing	53.118	7	8	4.701	0.036	81.86
27	46	C	7 Simon GATES	Yamaha YZF R1 - T.A Roden LTD / Canine Plus Hydro	53.330	8	9	4.913	0.212	81.54
28	8	U	14 Dave SAUNDERS	Suzuki GSXR1000 - Mum/Dad/JW MOT/Parks Utility	53.716	9	9	5.299	0.386	80.95
29	261	C	8 Roberto Di GREGORIO	Ducati 899 PANIGALE - Physio Healthy	53.890	8	8	5.473	0.174	80.69
30	96	U	15 Pete SCOTT	Suzuki GSXR1000K5 - South Hill MOT Centre	54.178	4	5	5.761	0.288	80.26
31	333		10 Andrew HOUGHTON	BMW S1000RR - Bahnstomer BMW	54.827	4	4	6.410	0.649	79.31
32	24	U	16 Mark REYNOLDS	Yamaha R1 4C8 -	54.981	3	4	6.564	0.154	79.09
33	21	U	17 Danny BRENNAN	Suzuki GSXR 1000 -	55.037	4	10	6.620	0.056	79.01
34	744	U	18 Gary ANDERSON	Honda 954RR - A&M MOT Services. Guildford	55.448	8	8	7.031	0.411	78.42
35	114	U	19 Richard BATE	Yamaha R1 - TEAM PSR	56.088	8	8	7.671	0.640	77.53
36	274	C	9 Stewart LATIMER	Suzuki GSXR1000 R - Fat Bloke Racing RR	56.637	6	7	8.220	0.549	76.78

Weather / Track : Cloudy / Dry

These results are provisional until the conclusion of any judicial and technical matters.

Brands Hatch Indy: 1.2079 miles  
Date: 30/09/2023 Start: 10:50 Finish: 00:00

Clerk Of Course :	Stewards :	Timekeeper : <i>Craig Smith</i>
-------------------	------------	------------------------------------

Results can be found at [www.tsl-timing.com](http://www.tsl-timing.com)

Printed - 11:11 Saturday, 30 September 2023



# BMCRC - MRO Championships 2023 - Rnd 8 @ Brands Hatch Indy

## Reactive Parts MRO Powerbikes inc Clubman 1000 & Thunderbike Ultra

### QUALIFYING - SECTOR ANALYSIS



SECTOR 1 = FL to I1, SECTOR 2 = I1 to FL, DIFF = Difference To Personal Best Lap, P = Crossed Finish Line in Pit Lane, D = Time Disallowed

P1 26		Josh WAINWRIGHT		Honda CBR1000 - JW MOT Centre			
IDEAL LAP TIME : 48.327		BEST LAP TIME : 48.417		DIFFERENCE : 0.090			
LAP	SECTOR 1	SECTOR 2	LAP TIME	MPH	DIFF	TIME OF DAY	
1 -	31.529	19.870	51.399	84.60	2.982	10:51:25.162	
2 -	29.971	19.840	49.811	87.30	1.394	10:52:14.973	
3 -	29.350	<b>19.197</b>	48.547 (2)	89.57	0.130	10:53:03.520	
4 -	29.388	IN PIT	8:56.021 P	8.11	8:07.604	11:01:59.541	
5 -	OUTLAP	19.748	53.190	81.75	4.773	11:02:52.731	
6 -	29.933	19.215	49.148	88.47	0.731	11:03:41.879	
7 -	29.415	19.255	48.670 (3)	89.34	0.253	11:04:30.549	
8 -	30.389	19.342	49.731	87.44	1.314	11:05:20.280	
9 -	<b>29.130</b>	19.287	<b>48.417 (1)</b>	<b>89.81</b>		<b>11:06:08.697</b>	

P2 48		Nicky WILSON		Suzuki GSXR 1000 - Demon GP/Haslemere Motorcycles			
IDEAL LAP TIME : 48.185		BEST LAP TIME : 48.694		DIFFERENCE : 0.509			
LAP	SECTOR 1	SECTOR 2	LAP TIME	MPH	DIFF	TIME OF DAY	
1 -	31.309	19.940	51.249	84.85	2.555	10:51:24.796	
2 -	30.314	20.033	50.347	86.37	1.653	10:52:15.143	
3 -	29.628	<b>19.176</b>	48.804 (3)	89.10	0.110	10:53:03.947	
4 -	29.181	19.513	<b>48.694 (1)</b>	<b>89.30</b>		<b>10:53:52.641</b>	
5 -	<b>29.009</b>	IN PIT	8:05.664 P	8.95	7:16.970	11:01:58.305	
6 -	OUTLAP	19.822	53.877	80.71	5.183	11:02:52.182	
7 -	29.874	19.542	49.416	87.99	0.722	11:03:41.598	
8 -	29.510	19.362	48.872	88.97	0.178	11:04:30.470	
9 -	29.924	19.377	49.301	88.20	0.607	11:05:19.771	
10 -	29.349	19.388	48.737 (2)	89.22	0.043	11:06:08.508	
11 -	29.573	19.704	49.277	88.24	0.583	11:06:57.785	

P3 2		Peter BAKER		Kawasaki ZX10R - TJ & Peter Baker M/C			
IDEAL LAP TIME : 49.003		BEST LAP TIME : 49.080		DIFFERENCE : 0.077			
LAP	SECTOR 1	SECTOR 2	LAP TIME	MPH	DIFF	TIME OF DAY	
1 -	31.829	20.124	51.953	83.70	2.873	10:51:29.315	
2 -	30.484	20.016	50.500	86.11	1.420	10:52:19.815	
3 -	30.042	20.337	50.379	86.31	1.299	10:53:10.194	
4 -	29.646	19.940	49.586	87.69	0.506	10:53:59.780	
5 -	29.627	IN PIT	7:59.156 P	9.07	7:10.076	11:01:58.936	
6 -	OUTLAP	19.851	54.377	79.97	5.297	11:02:53.313	
7 -	30.321	19.616	49.937	87.08	0.857	11:03:43.250	
8 -	29.615	19.627	49.242 (2)	88.31	0.162	11:04:32.492	
9 -	29.701	<b>19.600</b>	49.301 (3)	88.20	0.221	11:05:21.793	
10 -	<b>29.403</b>	19.677	<b>49.080 (1)</b>	<b>88.60</b>		<b>11:06:10.873</b>	

P4 37 C		Clayton GROVER		Yamaha R1 - Grover stunts			
IDEAL LAP TIME : 48.891		BEST LAP TIME : 49.115		DIFFERENCE : 0.224			
LAP	SECTOR 1	SECTOR 2	LAP TIME	MPH	DIFF	TIME OF DAY	
1 -	31.608	20.099	51.707	84.10	2.592	10:51:25.636	
2 -	29.793	19.961	49.754	87.40	0.639	10:52:15.390	
3 -	30.142	19.703	49.845	87.24	0.730	10:53:05.235	
4 -	29.771	19.694	49.465	87.91	0.350	10:53:54.700	
5 -	29.464	IN PIT	8:05.125 P	8.96	7:16.010	11:01:59.825	
6 -	OUTLAP	19.932	53.807	80.81	4.692	11:02:53.632	
7 -	30.184	19.660	49.844	87.24	0.729	11:03:43.476	
8 -	29.649	19.646	49.295 (3)	88.21	0.180	11:04:32.771	
9 -	29.656	<b>19.472</b>	49.128 (2)	88.51	0.013	11:05:21.899	
10 -	<b>29.419</b>	19.696	<b>49.115 (1)</b>	<b>88.53</b>		<b>11:06:11.014</b>	

# BMCRC - MRO Championships 2023 - Rnd 8 @ Brands Hatch Indy

## Reactive Parts MRO Powerbikes inc Clubman 1000 & Thunderbike Ultra

### QUALIFYING - SECTOR ANALYSIS



SECTOR 1 = FL to I1, SECTOR 2 = I1 to FL, DIFF = Difference To Personal Best Lap, P = Crossed Finish Line in Pit Lane, D = Time Disallowed

<b>P5 224 C</b>		<b>Lee HEALEY</b>		Suzuki GSXR 1000R - Wilvin UK Ltd / Uniq3 Projects Ltd			
IDEAL LAP TIME : 49.450		BEST LAP TIME : 49.578		DIFFERENCE : 0.128			
LAP	SECTOR 1	SECTOR 2	LAP TIME	MPH	DIFF	TIME OF DAY	
1 -	32.600	20.717	53.317	81.56	3.739	10:51:27.978	
2 -	30.762	20.048	50.810	85.58	1.232	10:52:18.788	
3 -	30.849	20.164	51.013	85.24	1.435	10:53:09.801	
4 -	30.909	20.525	51.434	84.54	1.856	10:54:01.235	
5 -	30.974	IN PIT	7:56.936	<b>P</b> 9.11	7:07.358	11:01:58.171	
6 -	OUTLAP	19.930	54.635	79.59	5.057	11:02:52.806	
7 -	30.666	19.664	50.330	86.40	0.752	11:03:43.136	
8 -	30.559	<b>19.639</b>	50.198	<b>(3)</b> 86.62	0.620	11:04:33.334	
9 -	30.143	19.823	49.966	<b>(2)</b> 87.03	0.388	11:05:23.300	
10 -	<b>29.811</b>	19.767	<b>49.578</b>	<b>(1)</b> <b>87.71</b>		<b>11:06:12.878</b>	

<b>P6 5 U</b>		<b>Stacey KILLWORTH</b>		Suzuki GSXR 1000 - Greenplant/Evens			
IDEAL LAP TIME : 49.739		BEST LAP TIME : 49.739		DIFFERENCE : 0.000			
LAP	SECTOR 1	SECTOR 2	LAP TIME	MPH	DIFF	TIME OF DAY	
1 -	31.471	20.657	52.128	83.42	2.389	10:51:24.183	
2 -	30.681	20.182	50.863	<b>(3)</b> 85.49	1.124	10:52:15.046	
3 -	<b>30.053</b>	<b>19.686</b>	<b>49.739</b>	<b>(1)</b> <b>87.42</b>		<b>10:53:04.785</b>	
4 -	30.093	19.747	49.840	<b>(2)</b> 87.25	0.101	10:53:54.625	

<b>P7 800 U</b>		<b>Morgan CREASEY</b>		Suzuki GSXR 1000 K7 - Warics Ltd			
IDEAL LAP TIME : 49.950		BEST LAP TIME : 49.950		DIFFERENCE : 0.000			
LAP	SECTOR 1	SECTOR 2	LAP TIME	MPH	DIFF	TIME OF DAY	
1 -	OUTLAP	20.502	1:02.395	69.69	12.445	10:52:19.884	
2 -	30.300	20.513	50.813	85.58	0.863	10:53:10.697	
3 -	30.465	20.655	51.120	85.06	1.170	10:54:01.817	
4 -	31.059	IN PIT	7:59.324	<b>P</b> 9.07	7:09.374	11:02:01.141	
5 -	OUTLAP	20.792	59.717	72.82	9.767	11:03:00.858	
6 -	30.825	20.004	50.829	85.55	0.879	11:03:51.687	
7 -	<b>30.084</b>	<b>19.866</b>	<b>49.950</b>	<b>(1)</b> <b>87.05</b>		<b>11:04:41.637</b>	
8 -	30.273	20.010	50.283	<b>(3)</b> 86.48	0.333	11:05:31.920	
9 -	30.121	20.045	50.166	<b>(2)</b> 86.68	0.216	11:06:22.086	

<b>P8 78 C</b>		<b>Jamie THOMAS</b>		Suzuki GSXR 1000 - Team RubyRacing DART Motorsport			
IDEAL LAP TIME : 50.159		BEST LAP TIME : 50.159		DIFFERENCE : 0.000			
LAP	SECTOR 1	SECTOR 2	LAP TIME	MPH	DIFF	TIME OF DAY	
1 -	OUTLAP	21.842	57.234	75.97	7.075	10:53:02.134	
2 -	31.062	20.510	51.572	84.32	1.413	10:53:53.706	
3 -	30.394	IN PIT	8:12.339	<b>P</b> 8.83	7:22.180	11:02:06.045	
4 -	OUTLAP	20.545	55.012	79.04	4.853	11:03:01.057	
5 -	31.580	20.497	52.077	83.50	1.918	11:03:53.134	
6 -	30.357	20.242	50.599	<b>(3)</b> 85.94	0.440	11:04:43.733	
7 -	<b>30.135</b>	<b>20.024</b>	<b>50.159</b>	<b>(1)</b> <b>86.69</b>		<b>11:05:33.892</b>	
8 -	30.232	20.059	50.291	<b>(2)</b> 86.46	0.132	11:06:24.183	

<b>P9 134</b>		<b>Donald GILBERT</b>		Suzuki GSXR1000 - S and N tyres			
IDEAL LAP TIME : 50.226		BEST LAP TIME : 50.226		DIFFERENCE : 0.000			
LAP	SECTOR 1	SECTOR 2	LAP TIME	MPH	DIFF	TIME OF DAY	
1 -	32.146	20.551	52.697	<b>(3)</b> 82.52	2.471	10:51:31.173	
2 -	30.628	IN PIT	1:12.697	<b>P</b> 59.81	22.471	10:52:43.870	
3 -	OUTLAP	21.339	55.688	78.08	5.462	10:53:39.558	
4 -	49.083	IN PIT	10:26.518	<b>P</b> 6.94	9:36.292	11:04:06.076	
5 -	OUTLAP	20.404	56.302	77.23	6.076	11:05:02.378	
6 -	30.981	20.914	51.895	<b>(2)</b> 83.79	1.669	11:05:54.273	
7 -	<b>30.293</b>	<b>19.933</b>	<b>50.226</b>	<b>(1)</b> <b>86.58</b>		<b>11:06:44.499</b>	



# BMCRC - MRO Championships 2023 - Rnd 8 @ Brands Hatch Indy

## Reactive Parts MRO Powerbikes inc Clubman 1000 & Thunderbike Ultra

### QUALIFYING - SECTOR ANALYSIS



SECTOR 1 = FL to I1, SECTOR 2 = I1 to FL, DIFF = Difference To Personal Best Lap, P = Crossed Finish Line in Pit Lane, D = Time Disallowed

P10 17		Phil BAKER		BMW S1000RR -		
IDEAL LAP TIME : 50.204		BEST LAP TIME : 50.229		DIFFERENCE : 0.025		
LAP	SECTOR 1	SECTOR 2	LAP TIME	MPH	DIFF	TIME OF DAY
1 -	OUTLAP	21.034	55.836	77.88	5.607	10:53:10.384
2 -	30.822	21.103	51.925	83.74	1.696	10:54:02.309
3 -	31.300	IN PIT	9:12.948	<b>P</b> 7.86	8:22.719	11:03:15.257
4 -	OUTLAP	20.666	56.451	77.03	6.222	11:04:11.708
5 -	30.376	20.362	50.738	<b>(3)</b> 85.70	0.509	11:05:02.446
6 -	30.309	<b>19.920</b>	<b>50.229</b>	<b>(1)</b> <b>86.57</b>		<b>11:05:52.675</b>
7 -	<b>30.284</b>	20.104	50.388	<b>(2)</b> 86.30	0.159	11:06:43.063

P11 30 C		Alex PENRICE		Yamaha R1 - AP Motorcycles		
IDEAL LAP TIME : 50.272		BEST LAP TIME : 50.333		DIFFERENCE : 0.061		
LAP	SECTOR 1	SECTOR 2	LAP TIME	MPH	DIFF	TIME OF DAY
1 -	32.875	20.985	53.860	80.73	3.527	10:51:27.869
2 -	31.949	20.500	52.449	82.91	2.116	10:52:20.318
3 -	30.740	20.051	50.791	<b>(3)</b> 85.61	0.458	10:53:11.109
4 -	30.669	20.653	51.322	84.73	0.989	10:54:02.431
5 -	32.283	IN PIT	7:54.165	<b>P</b> 9.17	7:03.832	11:01:56.596
6 -	OUTLAP	20.909	55.149	78.85	4.816	11:02:51.745
7 -	30.981	20.112	51.093	85.11	0.760	11:03:42.838
8 -	31.437	20.067	51.504	84.43	1.171	11:04:34.342
9 -	30.490	<b>20.041</b>	50.531	<b>(2)</b> 86.05	0.198	11:05:24.873
10 -	<b>30.231</b>	20.102	<b>50.333</b>	<b>(1)</b> <b>86.39</b>		<b>11:06:15.206</b>

P12 188		Dawid KRAWIECKI		Yamaha R1 - Code Blue LTD & D A East Electrical		
IDEAL LAP TIME : 50.302		BEST LAP TIME : 50.690		DIFFERENCE : 0.388		
LAP	SECTOR 1	SECTOR 2	LAP TIME	MPH	DIFF	TIME OF DAY
1 -	OUTLAP	20.484	54.468	79.83	3.778	10:52:24.529
2 -	36.062	20.696	56.758	76.61	6.068	10:53:21.287
3 -	30.857	<b>19.987</b>	50.844	<b>(2)</b> 85.52	0.154	10:54:12.131
4 -	42.668	IN PIT	8:53.938	<b>P</b> 8.14	8:03.248	11:03:06.069
5 -	OUTLAP	20.518	59.019	73.68	8.329	11:04:05.088
6 -	30.811	20.385	51.196	84.94	0.506	11:04:56.284
7 -	<b>30.315</b>	20.842	51.157	<b>(3)</b> 85.00	0.467	11:05:47.441
8 -	30.536	20.154	<b>50.690</b>	<b>(1)</b> <b>85.78</b>		<b>11:06:38.131</b>

P13 53		Seamus McGLYNN		Yamaha R1 - S and d build and design Ltd		
IDEAL LAP TIME : 50.921		BEST LAP TIME : 51.042		DIFFERENCE : 0.121		
LAP	SECTOR 1	SECTOR 2	LAP TIME	MPH	DIFF	TIME OF DAY
1 -	33.049	21.292	54.341	80.02	3.299	10:51:28.642
2 -	31.831	20.735	52.566	82.72	1.524	10:52:21.208
3 -	31.307	20.434	51.741	84.04	0.699	10:53:12.949
4 -	30.738	20.304	<b>51.042</b>	<b>(1)</b> <b>85.19</b>		<b>10:54:03.991</b>
5 -	32.494	IN PIT	8:02.375	<b>P</b> 9.01	7:11.333	11:02:06.366
6 -	OUTLAP	20.728	55.270	78.67	4.228	11:03:01.636
7 -	31.169	20.345	51.514	84.41	0.472	11:03:53.150
8 -	30.837	<b>20.263</b>	51.100	<b>(2)</b> 85.09	0.058	11:04:44.250
9 -	30.761	20.422	51.183	<b>(3)</b> 84.96	0.141	11:05:35.433
10 -	<b>30.658</b>	20.831	51.489	84.45	0.447	11:06:26.922

# BMCRC - MRO Championships 2023 - Rnd 8 @ Brands Hatch Indy

## Reactive Parts MRO Powerbikes inc Clubman 1000 & Thunderbike Ultra

### QUALIFYING - SECTOR ANALYSIS



SECTOR 1 = FL to I1, SECTOR 2 = I1 to FL, DIFF = Difference To Personal Best Lap, P = Crossed Finish Line in Pit Lane, D = Time Disallowed

P14 39 Austen WEBSTER		Kawasaki ZX10R - Ace Motorcycles				
IDEAL LAP TIME : 50.925		BEST LAP TIME : 51.068		DIFFERENCE : 0.143		
LAP	SECTOR 1	SECTOR 2	LAP TIME	MPH	DIFF	TIME OF DAY
1 -	OUTLAP	21.788	59.166	73.49	8.098	10:52:31.142
2 -	32.233	21.080	53.313	81.56	2.245	10:53:24.455
3 -	33.123	21.389	54.512	79.77	3.444	10:54:18.967
4 -	47.652	IN PIT	7:41.472	P 9.42	6:50.404	11:02:00.439
5 -	OUTLAP	21.393	57.085	76.17	6.017	11:02:57.524
6 -	31.543	20.698	52.241	83.24	1.173	11:03:49.765
7 -	31.134	20.600	51.734 (3)	84.05	0.666	11:04:41.499
8 -	30.987	<b>20.244</b>	51.231 (2)	84.88	0.163	11:05:32.730
9 -	<b>30.681</b>	20.387	<b>51.068 (1)</b>	<b>85.15</b>		<b>11:06:23.798</b>

P15 102 U James FEARN		Suzuki GSXR1000 - Mark Wilby plumbing				
IDEAL LAP TIME : 51.861		BEST LAP TIME : 51.861		DIFFERENCE : 0.000		
LAP	SECTOR 1	SECTOR 2	LAP TIME	MPH	DIFF	TIME OF DAY
1 -	33.822	22.537	56.359 (3)	77.15	4.498	10:51:47.554
2 -	31.961	20.661	52.622 (2)	82.63	0.761	10:52:40.176
3 -	<b>31.402</b>	<b>20.459</b>	<b>51.861 (1)</b>	<b>83.85</b>		<b>10:53:32.037</b>

P16 184 C Martyn DELLOW		Suzuki GSXR1000 - Kirdford Shotblasting				
IDEAL LAP TIME : 51.694		BEST LAP TIME : 51.933		DIFFERENCE : 0.239		
LAP	SECTOR 1	SECTOR 2	LAP TIME	MPH	DIFF	TIME OF DAY
1 -	32.720	21.147	53.867	80.72	1.934	10:51:36.787
2 -	32.304	21.754	54.058	80.44	2.125	10:52:30.845
3 -	31.447	21.640	53.087	81.91	1.154	10:53:23.932
4 -	31.874	<b>20.611</b>	52.485	82.85	0.552	10:54:16.417
5 -	44.989	IN PIT	8:10.261	P 8.86	7:18.328	11:02:26.678
6 -	OUTLAP	20.908	58.193	74.72	6.260	11:03:24.871
7 -	31.093	20.979	52.072 (3)	83.51	0.139	11:04:16.943
8 -	32.669	21.272	53.941	80.61	2.008	11:05:10.884
9 -	<b>31.083</b>	20.916	51.999 (2)	83.62	0.066	11:06:02.883
10 -	31.156	20.777	<b>51.933 (1)</b>	<b>83.73</b>		<b>11:06:54.816</b>

P17 19 U Tyler DONOVAN		Kawasaki ZX10R - Tinder Corp				
IDEAL LAP TIME : 52.154		BEST LAP TIME : 52.223		DIFFERENCE : 0.069		
LAP	SECTOR 1	SECTOR 2	LAP TIME	MPH	DIFF	TIME OF DAY
1 -	33.246	21.114	54.360	79.99	2.137	10:51:33.563
2 -	33.071	21.217	54.288	80.10	2.065	10:52:27.851
3 -	33.293	21.782	55.075	78.95	2.852	10:53:22.926
4 -	31.773	20.983	52.756 (3)	82.42	0.533	10:54:15.682
5 -	40.722	IN PIT	7:51.691	P 9.21	6:59.468	11:02:07.373
6 -	OUTLAP	21.086	56.792	76.57	4.569	11:03:04.165
7 -	31.855	21.033	52.888	82.22	0.665	11:03:57.053
8 -	<b>31.549</b>	20.704	52.253 (2)	83.22	0.030	11:04:49.306
9 -	31.618	<b>20.605</b>	<b>52.223 (1)</b>	<b>83.26</b>		<b>11:05:41.529</b>

P18 117 U Raymond STAGG		Suzuki GSXR 750 -				
IDEAL LAP TIME : 52.539		BEST LAP TIME : 52.541		DIFFERENCE : 0.002		
LAP	SECTOR 1	SECTOR 2	LAP TIME	MPH	DIFF	TIME OF DAY
1 -	OUTLAP	21.778	59.931	72.56	7.390	10:54:11.630
2 -	42.501	IN PIT	7:56.067	P 9.13	7:03.526	11:02:07.697
3 -	OUTLAP	23.007	1:00.241	72.18	7.700	11:03:07.938
4 -	32.320	21.281	53.601	81.12	1.060	11:04:01.539
5 -	31.999	21.169	53.168 (3)	81.78	0.627	11:04:54.707
6 -	31.723	<b>20.971</b>	52.694 (2)	82.52	0.153	11:05:47.401
7 -	<b>31.568</b>	20.973	<b>52.541 (1)</b>	<b>82.76</b>		<b>11:06:39.942</b>

# BMCRC - MRO Championships 2023 - Rnd 8 @ Brands Hatch Indy

## Reactive Parts MRO Powerbikes inc Clubman 1000 & Thunderbike Ultra

### QUALIFYING - SECTOR ANALYSIS



SECTOR 1 = FL to I1, SECTOR 2 = I1 to FL, DIFF = Difference To Personal Best Lap, P = Crossed Finish Line in Pit Lane, D = Time Disallowed

P19 229 C		David JAMES		Yamaha R1 -		
IDEAL LAP TIME : 52.251		BEST LAP TIME : 52.598		DIFFERENCE : 0.347		
LAP	SECTOR 1	SECTOR 2	LAP TIME	MPH	DIFF	TIME OF DAY
1 -	OUTLAP	21.395	58.677	74.11	6.079	10:52:37.887
2 -	31.980	21.291	53.271	81.63	0.673	10:53:31.158
3 -	31.647	21.102	52.749 (3)	82.43	0.151	10:54:23.907
4 -	47.658	IN PIT	7:36.987 P	9.51	6:44.389	11:02:00.894
5 -	OUTLAP	21.720	59.145	73.52	6.547	11:03:00.039
6 -	32.074	20.848	52.922	82.17	0.324	11:03:52.961
7 -	31.902	<b>20.793</b>	52.695 (2)	82.52	0.097	11:04:45.656
8 -	<b>31.458</b>	21.140	<b>52.598 (1)</b>	<b>82.67</b>		<b>11:05:38.254</b>
9 -	31.915	20.934	52.849	82.28	0.251	11:06:31.103

P20 258 U		Ande FRIEND		Kawasaki ZX10R - Flying colours Motorcycle Training		
IDEAL LAP TIME : 52.515		BEST LAP TIME : 52.617		DIFFERENCE : 0.102		
LAP	SECTOR 1	SECTOR 2	LAP TIME	MPH	DIFF	TIME OF DAY
1 -	OUTLAP	22.460	1:01.917	70.23	9.300	10:53:23.569
2 -	33.370	21.324	54.694	79.50	2.077	10:54:18.263
3 -	45.728	IN PIT	7:50.688 P	9.23	6:58.071	11:02:08.951
4 -	OUTLAP	22.389	59.125	73.54	6.508	11:03:08.076
5 -	32.438	21.209	53.647	81.05	1.030	11:04:01.723
6 -	32.031	21.175	53.206 (3)	81.73	0.589	11:04:54.929
7 -	31.777	<b>21.076</b>	52.853 (2)	82.27	0.236	11:05:47.782
8 -	<b>31.439</b>	21.178	<b>52.617 (1)</b>	<b>82.64</b>		<b>11:06:40.399</b>

P21 20 U		Connor SWYER		Suzuki GSXR 1000 K6 - WSC Performace & lleithyr farm & dad		
IDEAL LAP TIME : 52.852		BEST LAP TIME : 52.852		DIFFERENCE : 0.000		
LAP	SECTOR 1	SECTOR 2	LAP TIME	MPH	DIFF	TIME OF DAY
1 -	34.062	22.246	56.308	77.22	3.456	10:51:59.696
2 -	32.423	21.692	54.115	80.35	1.263	10:52:53.811
3 -	32.550	21.480	54.030 (3)	80.48	1.178	10:53:47.841
4 -	32.197	IN PIT	8:20.243 P	8.69	7:27.391	11:02:08.084
5 -	OUTLAP	22.950	1:00.089	72.36	7.237	11:03:08.173
6 -	33.664	21.483	55.147	78.85	2.295	11:04:03.320
7 -	32.463	21.505	53.968 (2)	80.57	1.116	11:04:57.288
8 -	<b>31.688</b>	<b>21.164</b>	<b>52.852 (1)</b>	<b>82.27</b>		<b>11:05:50.140</b>

P22 80 U		Mark OVEL		Yamaha R1 - I NEED A SPONSOR		
IDEAL LAP TIME : 52.666		BEST LAP TIME : 52.960		DIFFERENCE : 0.294		
LAP	SECTOR 1	SECTOR 2	LAP TIME	MPH	DIFF	TIME OF DAY
1 -	36.037	23.244	59.281	73.35	6.321	10:51:47.406
2 -	34.068	22.267	56.335	77.19	3.375	10:52:43.741
3 -	<b>31.760</b>	21.200	<b>52.960 (1)</b>	<b>82.11</b>		<b>10:53:36.701</b>
4 -	46.777	IN PIT	8:50.452 P	8.19	7:57.492	11:02:27.153
5 -	OUTLAP	22.810	1:02.061	70.06	9.101	11:03:29.214
6 -	32.893	21.318	54.211	80.21	1.251	11:04:23.425
7 -	32.388	21.563	53.951 (3)	80.60	0.991	11:05:17.376
8 -	32.198	<b>20.906</b>	53.104 (2)	81.88	0.144	11:06:10.480

P23 17 U		Jordan KILLWORTH		Kawasaki ZX10R - BK Racing / Rabbit		
IDEAL LAP TIME : 52.925		BEST LAP TIME : 53.065		DIFFERENCE : 0.140		
LAP	SECTOR 1	SECTOR 2	LAP TIME	MPH	DIFF	TIME OF DAY
1 -	OUTLAP	21.742	59.106	73.57	6.041	10:54:01.577
2 -	33.664	IN PIT	8:05.312 P	8.96	7:12.247	11:02:06.889
3 -	OUTLAP	23.300	1:01.023	71.26	7.958	11:03:07.912
4 -	33.326	21.625	54.951	79.13	1.886	11:04:02.863
5 -	32.736	<b>21.033</b>	53.769 (3)	80.87	0.704	11:04:56.632
6 -	32.073	21.126	53.199 (2)	81.74	0.134	11:05:49.831
7 -	<b>31.892</b>	21.173	<b>53.065 (1)</b>	<b>81.94</b>		<b>11:06:42.896</b>

# BMCRC - MRO Championships 2023 - Rnd 8 @ Brands Hatch Indy

## Reactive Parts MRO Powerbikes inc Clubman 1000 & Thunderbike Ultra

### QUALIFYING - SECTOR ANALYSIS



SECTOR 1 = FL to I1, SECTOR 2 = I1 to FL, DIFF = Difference To Personal Best Lap, P = Crossed Finish Line in Pit Lane, D = Time Disallowed

P24 23 U Justin ROSE		Yamaha R1 -				
IDEAL LAP TIME : 52.953		BEST LAP TIME : 53.069		DIFFERENCE : 0.116		
LAP	SECTOR 1	SECTOR 2	LAP TIME	MPH	DIFF	TIME OF DAY
1 -	36.929	23.766	1:00.695	71.64	7.626	10:51:47.508
2 -	34.608	22.151	56.759	76.61	3.690	10:52:44.267
3 -	33.762	21.916	55.678	78.10	2.609	10:53:39.945
4 -	1:01.312	IN PIT	8:38.322 P	8.38	7:45.253	11:02:18.267
5 -	OUTLAP	21.888	59.986	72.49	6.917	11:03:18.253
6 -	32.869	21.399	54.268	80.13	1.199	11:04:12.521
7 -	<b>31.922</b>	21.147	<b>53.069 (1)</b>	<b>81.94</b>		<b>11:05:05.590</b>
8 -	32.282	21.108	53.390 (3)	81.44	0.321	11:05:58.980
9 -	32.167	<b>21.031</b>	53.198 (2)	81.74	0.129	11:06:52.178

P25 41 U Paul PRICE		Suzuki GSXR 1000 -				
IDEAL LAP TIME : 52.912		BEST LAP TIME : 53.082		DIFFERENCE : 0.170		
LAP	SECTOR 1	SECTOR 2	LAP TIME	MPH	DIFF	TIME OF DAY
1 -	38.426	23.535	1:01.961	70.18	8.879	10:51:47.301
2 -	34.270	22.495	56.765	76.60	3.683	10:52:44.066
3 -	33.782	21.906	55.688	78.08	2.606	10:53:39.754
4 -	1:03.508	IN PIT	8:39.690 P	8.36	7:46.608	11:02:19.444
5 -	OUTLAP	22.897	1:01.392	70.83	8.310	11:03:20.836
6 -	33.971	21.936	55.907	77.78	2.825	11:04:16.743
7 -	32.634	21.981	54.615 (3)	79.62	1.533	11:05:11.358
8 -	32.033	<b>21.049</b>	<b>53.082 (1)</b>	<b>81.92</b>		<b>11:06:04.440</b>
9 -	<b>31.863</b>	21.412	53.275 (2)	81.62	0.193	11:06:57.715

P26 10 Daniel MERCER		Honda CBR1000RR - Merc&Co Racing				
IDEAL LAP TIME : 52.958		BEST LAP TIME : 53.118		DIFFERENCE : 0.160		
LAP	SECTOR 1	SECTOR 2	LAP TIME	MPH	DIFF	TIME OF DAY
1 -	OUTLAP	22.193	1:03.270	68.73	10.152	10:53:20.801
2 -	33.159	21.343	54.502	79.78	1.384	10:54:15.303
3 -	44.806	IN PIT	8:09.733 P	8.87	7:16.615	11:02:25.036
4 -	OUTLAP	21.538	58.639	74.15	5.521	11:03:23.675
5 -	31.974	21.145	53.119 (2)	81.86	0.001	11:04:16.794
6 -	33.456	21.366	54.822	79.32	1.704	11:05:11.616
7 -	32.109	<b>21.009</b>	<b>53.118 (1)</b>	<b>81.86</b>		<b>11:06:04.734</b>
8 -	<b>31.949</b>	21.228	53.177 (3)	81.77	0.059	11:06:57.911

P27 46 C Simon GATES		Yamaha YZF R1 - T.A Roden LTD / Canine Plus Hydro				
IDEAL LAP TIME : 53.212		BEST LAP TIME : 53.330		DIFFERENCE : 0.118		
LAP	SECTOR 1	SECTOR 2	LAP TIME	MPH	DIFF	TIME OF DAY
1 -			57.244	75.96	3.914	10:51:33.045
2 -			55.306	78.62	1.976	10:52:28.351
3 -			55.354	78.55	2.024	10:53:23.705
4 -		IN PIT	8:54.188 P	8.14	8:00.858	11:02:17.893
5 -	OUTLAP	21.696	59.888	72.61	6.558	11:03:17.781
6 -	32.888	21.085	53.973	80.56	0.643	11:04:11.754
7 -	<b>32.381</b>	21.047	53.428 (2)	81.39	0.098	11:05:05.182
8 -	32.499	<b>20.831</b>	<b>53.330 (1)</b>	<b>81.54</b>		<b>11:05:58.512</b>
9 -	32.391	21.072	53.463 (3)	81.33	0.133	11:06:51.975

# BMCRC - MRO Championships 2023 - Rnd 8 @ Brands Hatch Indy

## Reactive Parts MRO Powerbikes inc Clubman 1000 & Thunderbike Ultra

### QUALIFYING - SECTOR ANALYSIS



SECTOR 1 = FL to I1, SECTOR 2 = I1 to FL, DIFF = Difference To Personal Best Lap, P = Crossed Finish Line in Pit Lane, D = Time Disallowed

<b>P28</b>		<b>8 U</b>		<b>Dave SAUNDERS</b>		Suzuki GSXR1000 - Mum/Dad/JW MOT/Parks Utility	
IDEAL LAP TIME : 53.716		BEST LAP TIME : 53.716		DIFFERENCE : 0.000			
LAP	SECTOR 1	SECTOR 2	LAP TIME	MPH	DIFF	TIME OF DAY	
1 -	38.321	23.499	1:01.820	70.34	8.104	10:51:46.968	
2 -	34.313	22.504	56.817	76.53	3.101	10:52:43.785	
3 -	33.598	21.964	55.562	78.26	1.846	10:53:39.347	
4 -	58.599	IN PIT	8:35.750 <b>P</b>	8.43	7:42.034	11:02:15.097	
5 -	OUTLAP	23.450	1:02.797	69.24	9.081	11:03:17.894	
6 -	34.507	22.330	56.837	76.51	3.121	11:04:14.731	
7 -	32.873	21.727	54.600 <b>(3)</b>	79.64	0.884	11:05:09.331	
8 -	32.864	21.523	54.387 <b>(2)</b>	79.95	0.671	11:06:03.718	
9 -	<b>32.316</b>	<b>21.400</b>	<b>53.716 (1)</b>	<b>80.95</b>		<b>11:06:57.434</b>	

<b>P29</b>		<b>261 C</b>		<b>Roberto Di GREGORIO</b>		Ducati 899 PANIGALE - Physio Healthy	
IDEAL LAP TIME : 53.835		BEST LAP TIME : 53.890		DIFFERENCE : 0.055			
LAP	SECTOR 1	SECTOR 2	LAP TIME	MPH	DIFF	TIME OF DAY	
1 -	OUTLAP	22.188	1:04.648	67.26	10.758	10:53:23.061	
2 -	33.909	21.656	55.565	78.26	1.675	10:54:18.626	
3 -	45.825	IN PIT	7:44.098 <b>P</b>	9.37	6:50.208	11:02:02.724	
4 -	OUTLAP	21.572	59.876	72.62	5.986	11:03:02.600	
5 -	33.137	21.242	54.379 <b>(3)</b>	79.96	0.489	11:03:56.979	
6 -	33.200	21.385	54.585	79.66	0.695	11:04:51.564	
7 -	<b>32.789</b>	21.116	53.905 <b>(2)</b>	80.67	0.015	11:05:45.469	
8 -	32.844	<b>21.046</b>	<b>53.890 (1)</b>	<b>80.69</b>		<b>11:06:39.359</b>	

<b>P30</b>		<b>96 U</b>		<b>Pete SCOTT</b>		Suzuki GSXR1000K5 - South Hill MOT Centre	
IDEAL LAP TIME : 54.111		BEST LAP TIME : 54.178		DIFFERENCE : 0.067			
LAP	SECTOR 1	SECTOR 2	LAP TIME	MPH	DIFF	TIME OF DAY	
1 -	OUTLAP	23.727	1:04.348	67.57	10.170	11:03:08.148	
2 -	35.272	22.596	57.868	75.14	3.690	11:04:06.016	
3 -	32.762	<b>21.811</b>	54.573 <b>(3)</b>	79.68	0.395	11:05:00.589	
4 -	<b>32.300</b>	21.878	<b>54.178 (1)</b>	<b>80.26</b>		<b>11:05:54.767</b>	
5 -	32.486	22.067	54.553 <b>(2)</b>	79.71	0.375	11:06:49.320	

<b>P31</b>		<b>333</b>		<b>Andrew HOUGHTON</b>		BMW S1000RR - Bahnstomer BMW	
IDEAL LAP TIME : 54.340		BEST LAP TIME : 54.827		DIFFERENCE : 0.487			
LAP	SECTOR 1	SECTOR 2	LAP TIME	MPH	DIFF	TIME OF DAY	
1 -	OUTLAP	22.916	1:01.327	70.90	6.500	10:51:15.271	
2 -	34.831	22.412	57.243 <b>(3)</b>	75.96	2.416	10:52:12.514	
3 -	33.986	<b>21.684</b>	55.670 <b>(2)</b>	78.11	0.843	10:53:08.184	
4 -	<b>32.656</b>	22.171	<b>54.827 (1)</b>	<b>79.31</b>		<b>10:54:03.011</b>	

<b>P32</b>		<b>24 U</b>		<b>Mark REYNOLDS</b>		Yamaha R1 4C8 -	
IDEAL LAP TIME : 54.740		BEST LAP TIME : 54.981		DIFFERENCE : 0.241			
LAP	SECTOR 1	SECTOR 2	LAP TIME	MPH	DIFF	TIME OF DAY	
1 -	35.759	22.515	58.274	74.62	3.293	10:51:37.627	
2 -	33.504	22.192	55.696 <b>(3)</b>	78.07	0.715	10:52:33.323	
3 -	<b>33.140</b>	21.841	<b>54.981 (1)</b>	<b>79.09</b>		<b>10:53:28.304</b>	
4 -	33.606	<b>21.600</b>	55.206 <b>(2)</b>	78.77	0.225	10:54:23.510	

# BMCRC - MRO Championships 2023 - Rnd 8 @ Brands Hatch Indy

## Reactive Parts MRO Powerbikes inc Clubman 1000 & Thunderbike Ultra

### QUALIFYING - SECTOR ANALYSIS



SECTOR 1 = FL to I1, SECTOR 2 = I1 to FL, DIFF = Difference To Personal Best Lap, P = Crossed Finish Line in Pit Lane, D = Time Disallowed

P33 21 U		Danny BRENNAN		Suzuki GSXR 1000 -			
IDEAL LAP TIME : 54.909		BEST LAP TIME : 55.037		DIFFERENCE : 0.128			
LAP	SECTOR 1	SECTOR 2	LAP TIME	MPH	DIFF	TIME OF DAY	
1 -	35.618	22.516	58.134	74.80	3.097	10:51:35.394	
2 -	34.739	21.947	56.686	76.71	1.649	10:52:32.080	
3 -	33.797	22.291	56.088	77.53	1.051	10:53:28.168	
4 -	<b>33.374</b>	21.663	<b>55.037 (1)</b>	<b>79.01</b>		<b>10:54:23.205</b>	
5 -	49.570	IN PIT	7:45.419 P	9.34	6:50.382	11:02:08.624	
6 -	OUTLAP	21.948	59.838	72.67	4.801	11:03:08.462	
7 -	33.787	<b>21.535</b>	55.322 (3)	78.60	0.285	11:04:03.784	
8 -	33.620	21.715	55.335	78.58	0.298	11:04:59.119	
9 -	33.420	22.026	55.446	78.42	0.409	11:05:54.565	
10 -	33.428	21.821	55.249 (2)	78.70	0.212	11:06:49.814	

P34 744 U		Gary ANDERSON		Honda 954RR - A&M MOT Services. Guildford			
IDEAL LAP TIME : 55.035		BEST LAP TIME : 55.448		DIFFERENCE : 0.413			
LAP	SECTOR 1	SECTOR 2	LAP TIME	MPH	DIFF	TIME OF DAY	
1 -	35.255	22.997	58.252	74.65	2.804	10:51:47.906	
2 -	34.031	22.091	56.122	77.48	0.674	10:52:44.028	
3 -	33.737	<b>21.770</b>	55.507 (2)	78.34	0.059	10:53:39.535	
4 -	1:04.624	IN PIT	8:37.752 P	8.39	7:42.304	11:02:17.287	
5 -	OUTLAP	22.991	1:03.246	68.75	7.798	11:03:20.533	
6 -	34.072	21.899	55.971 (3)	77.69	0.523	11:04:16.504	
7 -	34.342	22.091	56.433	77.05	0.985	11:05:12.937	
8 -	33.492	21.956	<b>55.448 (1)</b>	<b>78.42</b>		<b>11:06:08.385</b>	

P35 114 U		Richard BATE		Yamaha R1 - TEAM PSR			
IDEAL LAP TIME : 55.501		BEST LAP TIME : 56.088		DIFFERENCE : 0.587			
LAP	SECTOR 1	SECTOR 2	LAP TIME	MPH	DIFF	TIME OF DAY	
1 -	37.624	23.728	1:01.352	70.87	5.264	10:52:04.939	
2 -	34.868	23.802	58.670	74.11	2.582	10:53:03.609	
3 -	34.466	23.037	57.503 (3)	75.62	1.415	10:54:01.112	
4 -	37.187	IN PIT	8:05.612 P	8.95	7:09.524	11:02:06.724	
5 -	OUTLAP	24.996	1:08.364	63.60	12.276	11:03:15.088	
6 -	35.844	23.524	59.368	73.24	3.280	11:04:14.456	
7 -	34.511	22.498	57.009 (2)	76.27	0.921	11:05:11.465	
8 -	33.691	<b>22.397</b>	<b>56.088 (1)</b>	<b>77.53</b>		<b>11:06:07.553</b>	

P36 274 C		Stewart LATIMER		Suzuki GSXR1000 R - Fat Bloke Racing RR			
IDEAL LAP TIME : 56.637		BEST LAP TIME : 56.637		DIFFERENCE : 0.000			
LAP	SECTOR 1	SECTOR 2	LAP TIME	MPH	DIFF	TIME OF DAY	
1 -	OUTLAP	24.168	1:07.353	64.56	10.716	10:53:24.366	
2 -	34.721	22.777	57.498 (3)	75.63	0.861	10:54:21.864	
3 -	48.120	IN PIT	8:03.980 P	8.98	7:07.343	11:02:25.844	
4 -	OUTLAP	23.541	1:03.766	68.19	7.129	11:03:29.610	
5 -	35.834	22.922	58.756	74.01	2.119	11:04:28.366	
6 -	<b>34.350</b>	<b>22.287</b>	<b>56.637 (1)</b>	<b>76.78</b>		<b>11:05:25.003</b>	
7 -	34.878	22.338	57.216 (2)	76.00	0.579	11:06:22.219	

# BMCRC - MRO Championships 2023 - Rnd 8 @ Brands Hatch Indy

## Reactive Parts MRO Powerbikes inc Clubman 1000 & Thunderbike Ultra

### QUALIFYING - BEST SECTORS

SECTOR 1			SECTOR 2			IDEAL / BEST COMPARISON						
POS	NO	NAME	TIME	NO	NAME	TIME	POS	NO	NAME	IDEAL	BEST	DIFF
									<b>PERFECT LAP</b>	<b>48.185</b>		
1	48	WILSON	29.009	48	WILSON	19.176	1	48	WILSON	48.185	48.694	0.509
2	26	WAINWRIGHT	29.130	26	WAINWRIGHT	19.197	2	26	WAINWRIGHT	48.327	48.417	0.090
3	2	BAKER	29.403	37	GROVER	19.472	3	37	GROVER	48.891	49.115	0.224
4	37	GROVER	29.419	2	BAKER	19.600	4	2	BAKER	49.003	49.080	0.077
5	224	HEALEY	29.811	224	HEALEY	19.639	5	224	HEALEY	49.450	49.578	0.128
6	5	KILLWORTH	30.053	5	KILLWORTH	19.686	6	5	KILLWORTH	49.739	49.739	0.000
7	800	CREASEY	30.084	800	CREASEY	19.866	7	800	CREASEY	49.950	49.950	0.000
8	78	THOMAS	30.135	17	BAKER	19.920	8	78	THOMAS	50.159	50.159	0.000
9	30	PENRICE	30.231	134	GILBERT	19.933	9	17	BAKER	50.204	50.229	0.025
10	17	BAKER	30.284	188	KRAWIECKI	19.987	10	134	GILBERT	50.226	50.226	0.000
11	134	GILBERT	30.293	78	THOMAS	20.024	11	30	PENRICE	50.272	50.333	0.061
12	188	KRAWIECKI	30.315	30	PENRICE	20.041	12	188	KRAWIECKI	50.302	50.690	0.388
13	53	McGLYNN	30.658	39	WEBSTER	20.244	13	53	McGLYNN	50.921	51.042	0.121
14	39	WEBSTER	30.681	53	McGLYNN	20.263	14	39	WEBSTER	50.925	51.068	0.143
15	184	DELLOW	31.083	102	FEARN	20.459	15	184	DELLOW	51.694	51.933	0.239
16	102	FEARN	31.402	19	DONOVAN	20.605	16	102	FEARN	51.861	51.861	0.000
17	258	FRIEND	31.439	184	DELLOW	20.611	17	19	DONOVAN	52.154	52.223	0.069
18	229	JAMES	31.458	229	JAMES	20.793	18	229	JAMES	52.251	52.598	0.347
19	19	DONOVAN	31.549	46	GATES	20.831	19	258	FRIEND	52.515	52.617	0.102
20	117	STAGG	31.568	80	OVEL	20.906	20	117	STAGG	52.539	52.541	0.002
21	20	SWYER	31.688	117	STAGG	20.971	21	80	OVEL	52.666	52.960	0.294
22	80	OVEL	31.760	10	MERCER	21.009	22	20	SWYER	52.852	52.852	0.000
23	41	PRICE	31.863	23	ROSE	21.031	23	41	PRICE	52.912	53.082	0.170
24	17	KILLWORTH	31.892	17	KILLWORTH	21.033	24	17	KILLWORTH	52.925	53.065	0.140
25	23	ROSE	31.922	261	GREGORIO	21.046	25	23	ROSE	52.953	53.069	0.116
26	10	MERCER	31.949	41	PRICE	21.049	26	10	MERCER	52.958	53.118	0.160
27	96	SCOTT	32.300	258	FRIEND	21.076	27	46	GATES	53.212	53.330	0.118
28	8	SAUNDERS	32.316	20	SWYER	21.164	28	8	SAUNDERS	53.716	53.716	0.000
29	46	GATES	32.381	8	SAUNDERS	21.400	29	261	GREGORIO	53.835	53.890	0.055
30	333	HOUGHTON	32.656	21	BRENNAN	21.535	30	96	SCOTT	54.111	54.178	0.067
31	261	GREGORIO	32.789	24	REYNOLDS	21.600	31	333	HOUGHTON	54.340	54.827	0.487
32	114	BATE	33.104	333	HOUGHTON	21.684	32	24	REYNOLDS	54.740	54.981	0.241
33	24	REYNOLDS	33.140	744	ANDERSON	21.770	33	21	BRENNAN	54.909	55.037	0.128
34	744	ANDERSON	33.265	96	SCOTT	21.811	34	744	ANDERSON	55.035	55.448	0.413
35	21	BRENNAN	33.374	274	LATIMER	22.287	35	114	BATE	55.501	56.088	0.587
36	274	LATIMER	34.350	114	BATE	22.397	36	274	LATIMER	56.637	56.637	0.000

# BMCRC - MRO Championships 2023 - Rnd 8 @ Brands Hatch Indy

Reactive Parts MRO Powerbikes inc Clubman 1000 & Thunderbike Ultra

## QUALIFYING - STATISTICS

**Competitors Started** 36  
**Planned Start** 2023-09-30 @ 10:45:00.000  
**Actual Start** 2023-09-30 @ 10:50:04.377  
**Finish Time**  
**Track Length** 1.2079mi.  
**Total Laps** 289  
**Total Distance Covered** 349.0962mi.

### Session Fastest Lap History

NO	CL	NAME	LAP TIME	TIME OF DAY	LAP	VEHICLE
5	U	Stacey KILLWORTH	52.128	10:51:24.194	1	Suzuki GSXR 1000
48		Nicky WILSON	51.249	10:51:24.806	1	Suzuki GSXR 1000
26		Josh WAINWRIGHT	49.811	10:52:14.996	2	Honda CBR1000
37	C	Clayton GROVER	49.754	10:52:15.399	2	Yamaha R1
26		Josh WAINWRIGHT	48.547	10:53:03.544	3	Honda CBR1000
26		Josh WAINWRIGHT	48.417	11:06:08.720	9	Honda CBR1000

### Flag History

TYPE	TIME OF DAY
GREEN	10:50:04.377
RED	10:54:26.820
GREEN	11:01:54.492
RED	11:06:58.437

### Flag Statistics

TYPE	COUNT	TOTAL LAPS	TOTAL TIME
Green	2	11	9:26.387
Red	2	0	9:39.360
Safety Car	0	0	0.000
FCY	0	0	0.000



# BMCRC - MRO Championships 2023 - Rnd 8 @ Brands Hatch Indy

Reactive Parts MRO Powerbikes inc Clubman 1000 & Thunderbike Ultra

## QUALIFYING - STATISTICS

CLASS :

10 Starters

### Fastest Lap History

NO	NAME	LAP TIME	TIME OF DAY	LAP	VEHICLE
48	Nicky WILSON	51.249	10:51:24.806	1	Suzuki GSXR 1000
26	Josh WAINWRIGHT	49.811	10:52:14.996	2	Honda CBR1000
26	Josh WAINWRIGHT	48.547	10:53:03.544	3	Honda CBR1000
26	Josh WAINWRIGHT	48.417	11:06:08.720	9	Honda CBR1000

# BMCRC - MRO Championships 2023 - Rnd 8 @ Brands Hatch Indy

Reactive Parts MRO Powerbikes inc Clubman 1000 & Thunderbike Ultra

## QUALIFYING - STATISTICS

CLASS : C

9 Starters

### Fastest Lap History

NO	NAME	LAP TIME	TIME OF DAY	LAP	VEHICLE
37	Clayton GROVER	51.707	10:51:25.644	1	Yamaha R1
37	Clayton GROVER	49.754	10:52:15.399	2	Yamaha R1
37	Clayton GROVER	49.465	10:53:54.708	4	Yamaha R1
37	Clayton GROVER	49.295	11:04:32.778	8	Yamaha R1
37	Clayton GROVER	49.128	11:05:21.907	9	Yamaha R1
37	Clayton GROVER	49.115	11:06:11.022	10	Yamaha R1

# BMCRC - MRO Championships 2023 - Rnd 8 @ Brands Hatch Indy

Reactive Parts MRO Powerbikes inc Clubman 1000 & Thunderbike Ultra

## QUALIFYING - STATISTICS

CLASS : U

19 Starters

### Fastest Lap History

NO	NAME	LAP TIME	TIME OF DAY	LAP	VEHICLE
5	Stacey KILLWORTH	52.128	10:51:24.194	1	Suzuki GSXR 1000
5	Stacey KILLWORTH	50.863	10:52:15.057	2	Suzuki GSXR 1000
5	Stacey KILLWORTH	49.739	10:53:04.796	3	Suzuki GSXR 1000

**BMCRC - MRO Championships 2023 - Rnd 8 @ Brands Hatch Indy**

**Reactive Parts MRO Powerbikes inc Clubman 1000**

**RACE 8 - GRID (12 Laps)**



ROW 7	21		20	91	Chris TAYLOR	19	274	Stewart LATIMER	56.637			
ROW 6	18	333	Andrew HOUGHTON	54.827	17	261	Roberto Di GREGORIO	53.890	16	46	Simon GATES	53.330
ROW 5	15	10	Daniel MERCER	53.118	14	229	David JAMES	52.598	13	184	Martyn DELLOW	51.933
ROW 4	12	39	Austen WEBSTER	51.068	11	53	Seamus McGLYNN	51.042	10	188	Dawid KRAWIECKI	50.690
ROW 3	9	30	Alex PENRICE	50.333	8	17	Phil BAKER	50.229	7	134	Donald GILBERT	50.226
ROW 2	6	78	Jamie THOMAS	50.159	5	224	Lee HEALEY	49.578	4	37	Clayton GROVER	49.115
ROW 1	3	2	Peter BAKER	49.080	2	48	Nicky WILSON	48.694	1	26	Josh WAINWRIGHT	48.417
<b>Pole</b>												

Brands Hatch Indy: 1.2079 miles

These results are provisional until the conclusion of any judicial and technical matters.

Clerk Of Course :	Stewards :	Timekeeper : <i>Craig Smith</i>
-------------------	------------	------------------------------------

Results can be found at [www.tsl-timing.com](http://www.tsl-timing.com)

Printed - 11:13 Saturday, 30 September 2023





# BMCRC - MRO Championships 2023 - Rnd 8 @ Brands Hatch Indy

## Reactive Parts MRO Powerbikes inc Clubman 1000



### RACE 8 - CLASSIFICATION

POS	NO	CL	PIC NAME	ENTRY	LAPS	TIME	GAP	DIFF	MPH	BEST	ON
1	48		1 Nicky WILSON	Suzuki GSXR 1000 - Demon GP/Haslemere Motorcy	12	9:51.737			88.18	48.339	10
2	26		2 Josh WAINWRIGHT	Honda CBR1000 - JW MOT Centre	12	9:51.846	0.109	0.109	88.17	48.321	10
3	134		3 Donald GILBERT	Suzuki GSXR1000 - S and N tyres	12	9:53.201	1.464	1.355	87.96	48.430	10
4	188		4 Dawid KRAWIECKI	Yamaha R1 - Code Blue LTD & D A East Electrical	12	9:56.567	4.830	3.366	87.47	48.780	4
5	2		5 Peter BAKER	Kawasaki ZX10R - TJ & Peter Baker M/C	12	9:59.212	7.475	2.645	87.08	48.795	7
6	37	C	1 Clayton GROVER	Yamaha R1 - Grover stunts	12	10:01.396	9.659	2.184	86.77	49.045	5
7	17		6 Phil BAKER	BMW S1000RR -	12	10:02.116	10.379	0.720	86.66	49.245	5
8	224	C	2 Lee HEALEY	Suzuki GSXR 1000R - Wilvin UK Ltd / Uniq3 Project	12	10:09.122	17.385	7.006	85.66	49.720	3
9	53		7 Seamus McGLYNN	Yamaha R1 - S and d build and design Ltd	12	10:13.187	21.450	4.065	85.10	50.087	5
10	30	C	3 Alex PENRICE	Yamaha R1 - AP Motorcycles	12	10:13.496	21.759	0.309	85.05	50.101	5
11	39		8 Austen WEBSTER	Kawasaki ZX10R - Ace Motorcycles	12	10:22.381	30.644	8.885	83.84	50.831	4
12	184	C	4 Martyn DELLOW	Suzuki GSXR1000 - Kirdford Shotblasting	12	10:32.532	40.795	10.151	82.49	51.565	2
13	229	C	5 David JAMES	Yamaha R1 -	12	10:33.346	41.609	0.814	82.39	51.772	2
14	333		9 Andrew HOUGHTON	BMW S1000RR - Bahnstormer BMW	12	10:34.518	42.781	1.172	82.24	51.757	11
15	46	C	6 Simon GATES	Yamaha YZF R1 - T.A Roden LTD / Canine Plus Hyc	12	10:36.553	44.816	2.035	81.97	52.060	12
16	10		10 Daniel MERCER	Honda CBR1000RR - Merc&Co Racing	11	9:51.760	1 Lap	1 Lap	80.83	52.792	6
17	261	C	7 Roberto Di GREGORIO	Ducati 899 PANIGALE - Physio Healthy	11	9:51.898	1 Lap	0.138	80.81	52.324	5
18	274	C	8 Stewart LATIMER	Suzuki GSXR1000 R - Fat Bloke Racing RR	11	10:34.369	1 Lap	42.471	75.40	56.741	10

#### FASTEST LAP

26			Josh WAINWRIGHT	Honda CBR1000 - JW MOT Centre	10	48.321		89.99 mph	144.83 kph
37	C		Clayton GROVER	Yamaha R1 - Grover stunts	5	49.045		88.66 mph	142.69 kph

Class - 92.5% of Race Speed = 81.56 mph  
 Class C - 92.5% of Race Speed = 80.26 mph

Weather / Track : Cloudy / Dry

These results are provisional until the conclusion of any judicial and technical matters.

Race Distance: 12 Laps / 14.49 miles

Brands Hatch Indy: 1.2079 miles

Date: 30/09/2023 Start: 13:54 Finish: 14:04

Clerk Of Course :	Stewards :	Timekeeper : <i>Craig Smith</i>
-------------------	------------	------------------------------------

Results can be found at [www.tsl-timing.com](http://www.tsl-timing.com)

Printed - 14:10 Saturday, 30 September 2023



# BMCRC - MRO Championships 2023 - Rnd 8 @ Brands Hatch Indy

## Reactive Parts MRO Powerbikes inc Clubman 1000

### RACE 8 - LAP CHART

LAP 1 @ 13:55:53.468			LAP 4 @ 13:58:20.852			LAP 7 @ 14:00:48.214			LAP 10 @ 14:03:13.763		
NO	BEHIND	LAP TIME	NO	BEHIND	LAP TIME	NO	BEHIND	LAP TIME	NO	BEHIND	LAP TIME
26		54.354	26		48.766	26		48.883	26		48.321
48	0.090	54.444	48	0.074	48.746	48	0.244	49.046	48	0.105	48.339
134	0.377	54.731	134	0.350	48.685	134	0.535	49.081	134	0.844	48.430
188	0.687	55.041	188	0.743	48.780	274	1 Lap	57.755	188	2.852	49.220
37	1.149	55.503	2	2.296	49.053	188	0.933	49.211	2	4.552	49.568
17	1.270	55.624	37	2.487	49.374	2	1.721	48.795	37	5.619	49.495
2	1.574	55.928	17	2.905	49.300	37	2.351	49.132	17	7.880	49.561
53	2.066	56.420	224	5.058	50.083	17	4.777	49.828	224	13.226	50.465
224	2.288	56.642	53	6.081	50.274	224	7.772	50.058	53	17.186	50.820
30	2.760	57.114	30	6.548	50.145	53	10.487	50.953	30	17.609	50.605
229	3.528	57.882	39	10.943	50.831	30	10.747	50.749	39	25.479	52.209
184	4.021	58.375	229	12.043	52.008	39	17.025	50.957	274	1 Lap	57.032
39	4.287	58.641	184	12.454	51.925	184	21.174	52.000	184	32.637	52.596
46	4.850	59.204	46	15.198	52.383	229	21.804	52.120	229	32.823	52.335
333	5.711	1:00.065	333	16.055	52.053	46	25.047	52.399	333	36.023	51.920
10	6.329	1:00.683	261	17.764	52.864	333	25.480	52.655	46	37.734	52.412
261	6.502	1:00.856	10	18.276	53.049	261	29.503	53.478	261	43.696	53.412
274	10.405	1:04.759	274	33.640	56.785	10	30.153	53.296	10	44.090	53.176

LAP 2 @ 13:56:42.979			LAP 5 @ 13:59:10.066			LAP 8 @ 14:01:36.861			LAP 11 @ 14:04:02.232		
NO	BEHIND	LAP TIME	NO	BEHIND	LAP TIME	NO	BEHIND	LAP TIME	NO	BEHIND	LAP TIME
26		49.511	26		49.214	26		48.647	26		48.469
48	0.092	49.513	48	0.099	49.239	48	0.110	48.513	48	0.128	48.492
134	0.275	49.409	134	0.308	49.172	134	0.698	48.810	134	1.109	48.734
188	0.540	49.364	188	0.451	48.922	188	1.420	49.134	188	4.005	49.622
37	1.438	49.800	2	2.003	48.921	2	2.399	49.325	2	6.223	50.140
17	1.766	50.007	37	2.318	49.045	37	3.333	49.629	37	7.526	50.376
2	1.966	49.903	17	2.936	49.245	17	5.739	49.609	17	9.204	49.793
53	2.917	50.362	224	5.689	49.845	224	9.006	49.881	224	15.419	50.662
224	3.128	50.351	53	6.954	50.087	274	1 Lap	56.885	53	19.611	50.894
30	3.869	50.620	30	7.435	50.101	53	12.761	50.921	30	19.820	50.680
229	5.789	51.772	39	13.096	51.367	30	13.085	50.985	39	28.320	51.310
184	6.075	51.565	184	15.105	51.865	39	19.235	50.857	274	1 Lap	56.741
39	6.164	51.388	229	15.448	52.619	184	24.914	52.387	184	36.637	52.469
46	8.270	52.931	46	18.496	52.512	229	25.429	52.272	229	36.882	52.528
333	9.249	53.049	333	18.761	51.920	333	28.994	52.161	333	39.311	51.757
261	9.725	52.734	261	20.874	52.324	46	29.557	53.157	46	41.375	52.110
10	10.203	53.385	10	22.213	53.151	261	33.948	53.092			
274	17.931	57.037	274	41.230	56.804	10	34.790	53.284			

LAP 3 @ 13:57:32.086			LAP 6 @ 13:59:59.331			LAP 9 @ 14:02:25.442			LAP 12 @ 14:04:50.851		
NO	BEHIND	LAP TIME	NO	BEHIND	LAP TIME	NO	BEHIND	LAP TIME	NO	BEHIND	LAP TIME
26		49.107	26		49.265	26		48.581	48		48.491
48	0.094	49.109	48	0.081	49.247	48	0.087	48.558	10	1 Lap	53.021
134	0.431	49.263	134	0.337	49.294	134	0.735	48.618	26	0.109	48.728
188	0.729	49.296	188	0.605	49.419	188	1.953	49.114	261	1 Lap	53.553
37	1.879	49.548	2	1.809	49.071	2	3.305	49.487	134	1.464	48.974
2	2.009	49.150	37	2.102	49.049	37	4.445	49.693	188	4.830	49.444
17	2.371	49.712	17	3.832	50.161	17	6.640	49.482	2	7.475	49.871
224	3.741	49.720	224	6.597	50.173	224	11.082	50.657	37	9.659	50.752
53	4.573	50.763	53	8.417	50.728	53	14.687	50.507	17	10.379	49.794
30	5.169	50.407	30	8.881	50.711	30	15.325	50.821	224	17.385	50.585
229	8.801	52.119	39	14.951	51.120	274	1 Lap	56.940	53	21.450	50.458
39	8.878	51.821	184	18.057	52.217	39	21.591	50.937	30	21.759	50.558
184	9.295	52.327	229	18.567	52.384	184	28.362	52.029	39	30.644	50.943
46	11.581	52.418	46	21.531	52.300	229	28.809	51.961	184	40.795	52.777
333	12.768	52.626	333	21.708	52.212	333	32.424	52.011	229	41.609	53.346
261	13.666	53.048	261	24.908	53.299	46	33.643	52.667	274	1 Lap	56.834
10	13.993	52.897	10	25.740	52.792	261	38.605	53.238	333	42.781	52.089
274	25.621	56.797				10	39.235	53.026	46	44.816	52.060

# BMCRC - MRO Championships 2023 - Rnd 8 @ Brands Hatch Indy

## Reactive Parts MRO Powerbikes inc Clubman 1000

### RACE 8 - POSITION CHART

No	Name	Lap													
		Pos	1	2	3	4	5	6	7	8	9	10	11	12	
26	WAINWRIGHT	1	26	26	26	26	26	26	26	26	26	26	26	26	48
48	WILSON	2	48	48	48	48	48	48	48	48	48	48	48	48	26
2	BAKER	3	134	134	134	134	134	134	134	134	134	134	134	134	134
37	GROVER	4	188	188	188	188	188	188	188	188	188	188	188	188	188
224	HEALEY	5	37	37	37	2	2	2	2	2	2	2	2	2	2
134	GILBERT	6	17	17	2	37	37	37	37	37	37	37	37	37	37
17	BAKER	7	2	2	17	17	17	17	17	17	17	17	17	17	17
30	PENRICE	8	53	53	224	224	224	224	224	224	224	224	224	224	224
188	KRAWIECKI	9	224	224	53	53	53	53	53	53	53	53	53	53	53
53	McGLYNN	10	30	30	30	30	30	30	30	30	30	30	30	30	30
39	WEBSTER	11	229	229	229	39	39	39	39	39	39	39	39	39	39
184	DELLOW	12	184	184	39	229	184	184	184	184	184	184	184	184	184
229	JAMES	13	39	39	184	184	229	229	229	229	229	229	229	229	229
10	MERCER	14	46	46	46	46	46	46	46	46	333	333	333	333	333
46	GATES	15	333	333	333	333	333	333	333	46	46	46	46	46	46
261	GREGORIO	16	10	261	261	261	261	261	261	261	261	261	261	10	
333	HOUGHTON	17	261	10	10	10	10	10	10	10	10	10	10	261	
274	LATIMER	18	274	274	274	274	274	274	274	274	274	274	274	274	274

# BMCRC - MRO Championships 2023 - Rnd 8 @ Brands Hatch Indy

## Reactive Parts MRO Powerbikes inc Clubman 1000

### RACE 8 - SECTOR ANALYSIS



SECTOR 1 = FL to I1, SECTOR 2 = I1 to FL, DIFF = Difference To Personal Best Lap, P = Crossed Finish Line in Pit Lane, D = Time Disallowed

<b>P1 48</b>		<b>Nicky WILSON</b>		Suzuki GSXR 1000 - Demon GP/Haslemere Motorcycles			
IDEAL LAP TIME : 48.286		BEST LAP TIME : 48.339		DIFFERENCE : 0.053			
LAP	SECTOR 1	SECTOR 2	LAP TIME	MPH	DIFF	TIME OF DAY	
1 -		19.719	54.444	79.87	6.105	13:55:53.558	
2 -	29.834	19.679	49.513	87.82	1.174	13:56:43.071	
3 -	29.613	19.496	49.109	88.55	0.770	13:57:32.180	
4 -	29.248	19.498	48.746	89.20	0.407	13:58:20.926	
5 -	29.554	19.685	49.239	88.31	0.900	13:59:10.165	
6 -	29.610	19.637	49.247	88.30	0.908	13:59:59.412	
7 -	29.338	19.708	49.046	88.66	0.707	14:00:48.458	
8 -	29.242	19.271	48.513	89.63	0.174	14:01:36.971	
9 -	29.200	19.358	48.558	89.55	0.219	14:02:25.529	
<b>10 -</b>	<b>29.052</b>	<b>19.287</b>	<b>48.339 (1)</b>	<b>89.96</b>		<b>14:03:13.868</b>	
11 -	29.258	<b>19.234</b>	48.492 (3)	89.67	0.153	14:04:02.360	
12 -	29.106	19.385	48.491 (2)	89.67	0.152	14:04:50.851	

<b>P2 26</b>		<b>Josh WAINWRIGHT</b>		Honda CBR1000 - JW MOT Centre			
IDEAL LAP TIME : 48.269		BEST LAP TIME : 48.321		DIFFERENCE : 0.052			
LAP	SECTOR 1	SECTOR 2	LAP TIME	MPH	DIFF	TIME OF DAY	
1 -		19.751	54.354	80.00	6.033	13:55:53.468	
2 -	29.757	19.754	49.511	87.83	1.190	13:56:42.979	
3 -	29.542	19.565	49.107	88.55	0.786	13:57:32.086	
4 -	29.147	19.619	48.766	89.17	0.445	13:58:20.852	
5 -	29.454	19.760	49.214	88.36	0.893	13:59:10.066	
6 -	29.591	19.674	49.265	88.26	0.944	13:59:59.331	
7 -	29.229	19.654	48.883	88.95	0.562	14:00:48.214	
8 -	29.288	19.359	48.647	89.39	0.326	14:01:36.861	
9 -	29.062	19.519	48.581 (3)	89.51	0.260	14:02:25.442	
<b>10 -</b>	<b>28.971</b>	19.350	<b>48.321 (1)</b>	<b>89.99</b>		<b>14:03:13.763</b>	
11 -	29.171	<b>19.298</b>	48.469 (2)	89.71	0.148	14:04:02.232	
12 -	29.331	19.397	48.728	89.24	0.407	14:04:50.960	

<b>P3 134</b>		<b>Donald GILBERT</b>		Suzuki GSXR1000 - S and N tyres			
IDEAL LAP TIME : 48.424		BEST LAP TIME : 48.430		DIFFERENCE : 0.006			
LAP	SECTOR 1	SECTOR 2	LAP TIME	MPH	DIFF	TIME OF DAY	
1 -		19.753	54.731	79.45	6.301	13:55:53.845	
2 -	29.913	19.496	49.409	88.01	0.979	13:56:43.254	
3 -	29.695	19.568	49.263	88.27	0.833	13:57:32.517	
4 -	29.245	19.440	48.685 (3)	89.32	0.255	13:58:21.202	
5 -	29.589	19.583	49.172	88.43	0.742	13:59:10.374	
6 -	29.819	19.475	49.294	88.21	0.864	13:59:59.668	
7 -	29.464	19.617	49.081	88.60	0.651	14:00:48.749	
8 -	29.409	19.401	48.810	89.09	0.380	14:01:37.559	
9 -	29.248	<b>19.370</b>	48.618 (2)	89.44	0.188	14:02:26.177	
<b>10 -</b>	<b>29.054</b>	19.376	<b>48.430 (1)</b>	<b>89.79</b>		<b>14:03:14.607</b>	
11 -	29.239	19.495	48.734	89.23	0.304	14:04:03.341	
12 -	29.417	19.557	48.974	88.79	0.544	14:04:52.315	



# BMCRC - MRO Championships 2023 - Rnd 8 @ Brands Hatch Indy

## Reactive Parts MRO Powerbikes inc Clubman 1000

### RACE 8 - SECTOR ANALYSIS



SECTOR 1 = FL to I1, SECTOR 2 = I1 to FL, DIFF = Difference To Personal Best Lap, P = Crossed Finish Line in Pit Lane, D = Time Disallowed

P4 188		Dawid KRAWIECKI		Yamaha R1 - Code Blue LTD & D A East Electrical			
IDEAL LAP TIME : 48.780		BEST LAP TIME : 48.780		DIFFERENCE : 0.000			
LAP	SECTOR 1	SECTOR 2	LAP TIME	MPH	DIFF	TIME OF DAY	
1 -		19.861	55.041	79.00	6.261	13:55:54.155	
2 -	29.825	19.539	49.364	88.09	0.584	13:56:43.519	
3 -	29.697	19.599	49.296	88.21	0.516	13:57:32.815	
4 -	<b>29.327</b>	<b>19.453</b>	<b>48.780 (1)</b>	<b>89.14</b>		<b>13:58:21.595</b>	
5 -	29.344	19.578	48.922 (2)	88.88	0.142	13:59:10.517	
6 -	29.856	19.563	49.419	87.99	0.639	13:59:59.936	
7 -	29.632	19.579	49.211	88.36	0.431	14:00:49.147	
8 -	29.606	19.528	49.134	88.50	0.354	14:01:38.281	
9 -	29.534	19.580	49.114 (3)	88.54	0.334	14:02:27.395	
10 -	29.472	19.748	49.220	88.35	0.440	14:03:16.615	
11 -	29.791	19.831	49.622	87.63	0.842	14:04:06.237	
12 -	29.603	19.841	49.444	87.95	0.664	14:04:55.681	

P5 2		Peter BAKER		Kawasaki ZX10R - TJ & Peter Baker M/C			
IDEAL LAP TIME : 48.784		BEST LAP TIME : 48.795		DIFFERENCE : 0.011			
LAP	SECTOR 1	SECTOR 2	LAP TIME	MPH	DIFF	TIME OF DAY	
1 -		20.099	55.928	77.75	7.133	13:55:55.042	
2 -	30.112	19.791	49.903	87.14	1.108	13:56:44.945	
3 -	29.581	19.569	49.150	88.47	0.355	13:57:34.095	
4 -	29.364	19.689	49.053 (3)	88.65	0.258	13:58:23.148	
5 -	29.263	19.658	48.921 (2)	88.89	0.126	13:59:12.069	
6 -	29.519	<b>19.552</b>	49.071	88.61	0.276	14:00:01.140	
7 -	<b>29.232</b>	19.563	<b>48.795 (1)</b>	<b>89.11</b>		<b>14:00:49.935</b>	
8 -	29.571	19.754	49.325	88.16	0.530	14:01:39.260	
9 -	29.606	19.881	49.487	87.87	0.692	14:02:28.747	
10 -	29.731	19.837	49.568	87.73	0.773	14:03:18.315	
11 -	30.168	19.972	50.140	86.72	1.345	14:04:08.455	
12 -	29.953	19.918	49.871	87.19	1.076	14:04:58.326	

P6 37 C		Clayton GROVER		Yamaha R1 - Grover stunts			
IDEAL LAP TIME : 48.919		BEST LAP TIME : 49.045		DIFFERENCE : 0.126			
LAP	SECTOR 1	SECTOR 2	LAP TIME	MPH	DIFF	TIME OF DAY	
1 -		19.966	55.503	78.34	6.458	13:55:54.617	
2 -	30.072	19.728	49.800	87.32	0.755	13:56:44.417	
3 -	29.702	19.846	49.548	87.76	0.503	13:57:33.965	
4 -	29.701	19.673	49.374	88.07	0.329	13:58:23.339	
5 -	29.427	19.618	<b>49.045 (1)</b>	<b>88.66</b>		<b>13:59:12.384</b>	
6 -	29.542	<b>19.507</b>	49.049 (2)	88.65	0.004	14:00:01.433	
7 -	<b>29.412</b>	19.720	49.132 (3)	88.50	0.087	14:00:50.565	
8 -	30.000	19.629	49.629	87.62	0.584	14:01:40.194	
9 -	29.770	19.923	49.693	87.50	0.648	14:02:29.887	
10 -	29.765	19.730	49.495	87.85	0.450	14:03:19.382	
11 -	30.374	20.002	50.376	86.32	1.331	14:04:09.758	
12 -	30.436	20.316	50.752	85.68	1.707	14:05:00.510	

# BMCRC - MRO Championships 2023 - Rnd 8 @ Brands Hatch Indy

Reactive Parts MRO Powerbikes inc Clubman 1000

## RACE 8 - SECTOR ANALYSIS



SECTOR 1 = FL to I1, SECTOR 2 = I1 to FL, DIFF = Difference To Personal Best Lap, P = Crossed Finish Line in Pit Lane, D = Time Disallowed

<b>P7 17 Phil BAKER</b>		BMW S1000RR -				
IDEAL LAP TIME : 49.163		BEST LAP TIME : 49.245				
		DIFFERENCE : 0.082				
LAP	SECTOR 1	SECTOR 2	LAP TIME	MPH	DIFF	TIME OF DAY
1 -		19.876	55.624	78.17	6.379	13:55:54.738
2 -	30.279	19.728	50.007	86.95	0.762	13:56:44.745
3 -	30.079	19.633	49.712	87.47	0.467	13:57:34.457
4 -	29.827	<b>19.473</b>	49.300 (2)	88.20	0.055	13:58:23.757
5 -	<b>29.690</b>	19.555	<b>49.245 (1)</b>	<b>88.30</b>		<b>13:59:13.002</b>
6 -	30.328	19.833	50.161	86.69	0.916	14:00:03.163
7 -	30.101	19.727	49.828	87.27	0.583	14:00:52.991
8 -	29.923	19.686	49.609	87.65	0.364	14:01:42.600
9 -	29.849	19.633	49.482 (3)	87.88	0.237	14:02:32.082
10 -	29.855	19.706	49.561	87.74	0.316	14:03:21.643
11 -	30.062	19.731	49.793	87.33	0.548	14:04:11.436
12 -	29.989	19.805	49.794	87.33	0.549	14:05:01.230

<b>P8 224 C Lee HEALEY</b>		Suzuki GSXR 1000R - Wilvin UK Ltd / Uniq3 Projects Ltd				
IDEAL LAP TIME : 49.720		BEST LAP TIME : 49.720				
		DIFFERENCE : 0.000				
LAP	SECTOR 1	SECTOR 2	LAP TIME	MPH	DIFF	TIME OF DAY
1 -		19.952	56.642	76.77	6.922	13:55:55.756
2 -	30.423	19.928	50.351	86.36	0.631	13:56:46.107
3 -	<b>30.164</b>	<b>19.556</b>	<b>49.720 (1)</b>	<b>87.46</b>		<b>13:57:35.827</b>
4 -	30.415	19.668	50.083	86.82	0.363	13:58:25.910
5 -	30.252	19.593	49.845 (2)	87.24	0.125	13:59:15.755
6 -	30.501	19.672	50.173	86.67	0.453	14:00:05.928
7 -	30.264	19.794	50.058	86.87	0.338	14:00:55.986
8 -	30.215	19.666	49.881 (3)	87.17	0.161	14:01:45.867
9 -	30.759	19.898	50.657	85.84	0.937	14:02:36.524
10 -	30.531	19.934	50.465	86.17	0.745	14:03:26.989
11 -	30.625	20.037	50.662	85.83	0.942	14:04:17.651
12 -	30.583	20.002	50.585	85.96	0.865	14:05:08.236

<b>P9 53 Seamus McGLYNN</b>		Yamaha R1 - S and d build and design Ltd				
IDEAL LAP TIME : 49.962		BEST LAP TIME : 50.087				
		DIFFERENCE : 0.125				
LAP	SECTOR 1	SECTOR 2	LAP TIME	MPH	DIFF	TIME OF DAY
1 -		20.195	56.420	77.07	6.333	13:55:55.534
2 -	30.348	20.014	50.362 (3)	86.34	0.275	13:56:45.896
3 -	30.706	20.057	50.763	85.66	0.676	13:57:36.659
4 -	30.355	19.919	50.274 (2)	86.49	0.187	13:58:26.933
5 -	30.364	<b>19.723</b>	<b>50.087 (1)</b>	<b>86.82</b>		<b>13:59:17.020</b>
6 -	30.675	20.053	50.728	85.72	0.641	14:00:07.748
7 -	30.356	20.597	50.953	85.34	0.866	14:00:58.701
8 -	30.597	20.324	50.921	85.39	0.834	14:01:49.622
9 -	30.365	20.142	50.507	86.09	0.420	14:02:40.129
10 -	30.655	20.165	50.820	85.56	0.733	14:03:30.949
11 -	30.605	20.289	50.894	85.44	0.807	14:04:21.843
12 -	<b>30.239</b>	20.219	50.458	86.18	0.371	14:05:12.301

# BMCRC - MRO Championships 2023 - Rnd 8 @ Brands Hatch Indy

## Reactive Parts MRO Powerbikes inc Clubman 1000

### RACE 8 - SECTOR ANALYSIS



SECTOR 1 = FL to I1, SECTOR 2 = I1 to FL, DIFF = Difference To Personal Best Lap, P = Crossed Finish Line in Pit Lane, D = Time Disallowed

P10 30 C		Alex PENRICE		Yamaha R1 - AP Motorcycles			
IDEAL LAP TIME : 50.077		BEST LAP TIME : 50.101		DIFFERENCE : 0.024			
LAP	SECTOR 1	SECTOR 2	LAP TIME	MPH	DIFF	TIME OF DAY	
1 -		20.274	57.114	76.13	7.013	13:55:56.228	
2 -	30.623	19.997	50.620	85.90	0.519	13:56:46.848	
3 -	30.487	19.920	50.407 (3)	86.26	0.306	13:57:37.255	
4 -	30.273	<b>19.872</b>	50.145 (2)	86.72	0.044	13:58:27.400	
5 -	<b>30.205</b>	19.896	<b>50.101 (1)</b>	<b>86.79</b>		<b>13:59:17.501</b>	
6 -	30.614	20.097	50.711	85.75	0.610	14:00:08.212	
7 -	30.491	20.258	50.749	85.68	0.648	14:00:58.961	
8 -	30.699	20.286	50.985	85.29	0.884	14:01:49.946	
9 -	30.714	20.107	50.821	85.56	0.720	14:02:40.767	
10 -	30.670	19.935	50.605	85.93	0.504	14:03:31.372	
11 -	30.490	20.190	50.680	85.80	0.579	14:04:22.052	
12 -	30.403	20.155	50.558	86.01	0.457	14:05:12.610	

P11 39		Austen WEBSTER		Kawasaki ZX10R - Ace Motorcycles			
IDEAL LAP TIME : 50.766		BEST LAP TIME : 50.831		DIFFERENCE : 0.065			
LAP	SECTOR 1	SECTOR 2	LAP TIME	MPH	DIFF	TIME OF DAY	
1 -		20.802	58.641	74.15	7.810	13:55:57.755	
2 -	31.149	20.239	51.388	84.62	0.557	13:56:49.143	
3 -	31.192	20.629	51.821	83.91	0.990	13:57:40.964	
4 -	30.635	<b>20.196</b>	<b>50.831 (1)</b>	<b>85.55</b>		<b>13:58:31.795</b>	
5 -	31.053	20.314	51.367	84.65	0.536	13:59:23.162	
6 -	30.828	20.292	51.120	85.06	0.289	14:00:14.282	
7 -	30.702	20.255	50.957	85.33	0.126	14:01:05.239	
8 -	<b>30.570</b>	20.287	50.857 (2)	85.50	0.026	14:01:56.096	
9 -	30.584	20.353	50.937 (3)	85.37	0.106	14:02:47.033	
10 -	30.663	21.546	52.209	83.29	1.378	14:03:39.242	
11 -	30.845	20.465	51.310	84.75	0.479	14:04:30.552	
12 -	30.731	20.212	50.943	85.36	0.112	14:05:21.495	

P12 184 C		Martyn DELLOW		Suzuki GSXR1000 - Kirdford Shotblasting			
IDEAL LAP TIME : 51.565		BEST LAP TIME : 51.565		DIFFERENCE : 0.000			
LAP	SECTOR 1	SECTOR 2	LAP TIME	MPH	DIFF	TIME OF DAY	
1 -		21.024	58.375	74.49	6.810	13:55:57.489	
2 -	<b>30.893</b>	<b>20.672</b>	<b>51.565 (1)</b>	<b>84.33</b>		<b>13:56:49.054</b>	
3 -	31.436	20.891	52.327	83.10	0.762	13:57:41.381	
4 -	31.006	20.919	51.925 (3)	83.74	0.360	13:58:33.306	
5 -	30.989	20.876	51.865 (2)	83.84	0.300	13:59:25.171	
6 -	31.415	20.802	52.217	83.27	0.652	14:00:17.388	
7 -	31.127	20.873	52.000	83.62	0.435	14:01:09.388	
8 -	31.445	20.942	52.387	83.00	0.822	14:02:01.775	
9 -	31.122	20.907	52.029	83.58	0.464	14:02:53.804	
10 -	31.434	21.162	52.596	82.67	1.031	14:03:46.400	
11 -	31.471	20.998	52.469	82.87	0.904	14:04:38.869	
12 -	31.778	20.999	52.777	82.39	1.212	14:05:31.646	

# BMCRC - MRO Championships 2023 - Rnd 8 @ Brands Hatch Indy

## Reactive Parts MRO Powerbikes inc Clubman 1000

### RACE 8 - SECTOR ANALYSIS



SECTOR 1 = FL to I1, SECTOR 2 = I1 to FL, DIFF = Difference To Personal Best Lap, P = Crossed Finish Line in Pit Lane, D = Time Disallowed

P13 229 C		David JAMES		Yamaha R1 -			
IDEAL LAP TIME : 51.641		BEST LAP TIME : 51.772		DIFFERENCE : 0.131			
LAP	SECTOR 1	SECTOR 2	LAP TIME	MPH	DIFF	TIME OF DAY	
1 -		<b>20.577</b>	57.882	75.12	6.110	13:55:56.996	
2 -	<b>31.064</b>	20.708	<b>51.772 (1)</b>	<b>83.99</b>		<b>13:56:48.768</b>	
3 -	31.397	20.722	52.119	83.43	0.347	13:57:40.887	
4 -	31.294	20.714	52.008 (3)	83.61	0.236	13:58:32.895	
5 -	31.411	21.208	52.619	82.64	0.847	13:59:25.514	
6 -	31.616	20.768	52.384	83.01	0.612	14:00:17.898	
7 -	31.205	20.915	52.120	83.43	0.348	14:01:10.018	
8 -	31.315	20.957	52.272	83.19	0.500	14:02:02.290	
9 -	31.149	20.812	51.961 (2)	83.68	0.189	14:02:54.251	
10 -	31.382	20.953	52.335	83.09	0.563	14:03:46.586	
11 -	31.624	20.904	52.528	82.78	0.756	14:04:39.114	
12 -	32.043	21.303	53.346	81.51	1.574	14:05:32.460	

P14 333		Andrew HOUGHTON		BMW S1000RR - Bahnstomer BMW			
IDEAL LAP TIME : 51.461		BEST LAP TIME : 51.757		DIFFERENCE : 0.296			
LAP	SECTOR 1	SECTOR 2	LAP TIME	MPH	DIFF	TIME OF DAY	
1 -		21.001	1:00.065	72.39	8.308	13:55:59.179	
2 -	32.070	20.979	53.049	81.97	1.292	13:56:52.228	
3 -	31.787	20.839	52.626	82.63	0.869	13:57:44.854	
4 -	31.367	20.686	52.053	83.54	0.296	13:58:36.907	
5 -	31.544	<b>20.376</b>	51.920 (2)	83.75	0.163	13:59:28.827	
6 -	31.715	20.497	52.212	83.28	0.455	14:00:21.039	
7 -	32.139	20.516	52.655	82.58	0.898	14:01:13.694	
8 -	31.700	20.461	52.161	83.36	0.404	14:02:05.855	
9 -	31.398	20.613	52.011	83.60	0.254	14:02:57.866	
10 -	31.408	20.512	51.920 (2)	83.75	0.163	14:03:49.786	
11 -	31.157	20.600	<b>51.757 (1)</b>	<b>84.01</b>		<b>14:04:41.543</b>	
12 -	<b>31.085</b>	21.004	52.089	83.48	0.332	14:05:33.632	

P15 46 C		Simon GATES		Yamaha YZF R1 - T.A Roden LTD / Canine Plus Hydro			
IDEAL LAP TIME : 51.954		BEST LAP TIME : 52.060		DIFFERENCE : 0.106			
LAP	SECTOR 1	SECTOR 2	LAP TIME	MPH	DIFF	TIME OF DAY	
1 -		20.864	59.204	73.45	7.144	13:55:58.318	
2 -	32.271	20.660	52.931	82.15	0.871	13:56:51.249	
3 -	31.702	20.716	52.418	82.96	0.358	13:57:43.667	
4 -	31.783	20.600	52.383	83.01	0.323	13:58:36.050	
5 -	31.844	20.668	52.512	82.81	0.452	13:59:28.562	
6 -	31.650	20.650	52.300 (3)	83.14	0.240	14:00:20.862	
7 -	31.728	20.671	52.399	82.99	0.339	14:01:13.261	
8 -	32.265	20.892	53.157	81.80	1.097	14:02:06.418	
9 -	32.053	20.614	52.667	82.56	0.607	14:02:59.085	
10 -	31.880	<b>20.532</b>	52.412	82.96	0.352	14:03:51.497	
11 -	31.554	20.556	52.110 (2)	83.45	0.050	14:04:43.607	
12 -	<b>31.422</b>	20.638	<b>52.060 (1)</b>	<b>83.53</b>		<b>14:05:35.667</b>	

# BMCRC - MRO Championships 2023 - Rnd 8 @ Brands Hatch Indy

## Reactive Parts MRO Powerbikes inc Clubman 1000

### RACE 8 - SECTOR ANALYSIS



SECTOR 1 = FL to I1, SECTOR 2 = I1 to FL, DIFF = Difference To Personal Best Lap, P = Crossed Finish Line in Pit Lane, D = Time Disallowed

<b>P16 10 Daniel MERCER</b>		Honda CBR1000RR - Merc&Co Racing				
IDEAL LAP TIME : 52.352		BEST LAP TIME : 52.792				
		DIFFERENCE : 0.440				
LAP	SECTOR 1	SECTOR 2	LAP TIME	MPH	DIFF	TIME OF DAY
1 -		21.292	1:00.683	71.66	7.891	13:55:59.797
2 -	32.800	<b>20.585</b>	53.385	81.45	0.593	13:56:53.182
3 -	32.291	20.606	52.897 (2)	82.20	0.105	13:57:46.079
4 -	31.979	21.070	53.049	81.97	0.257	13:58:39.128
5 -	32.322	20.829	53.151	81.81	0.359	13:59:32.279
6 -	<b>31.767</b>	21.025	<b>52.792 (1)</b>	<b>82.37</b>		<b>14:00:25.071</b>
7 -	32.144	21.152	53.296	81.59	0.504	14:01:18.367
8 -	32.217	21.067	53.284	81.61	0.492	14:02:11.651
9 -	32.163	20.863	53.026	82.00	0.234	14:03:04.677
10 -	32.046	21.130	53.176	81.77	0.384	14:03:57.853
11 -	32.002	21.019	53.021 (3)	82.01	0.229	14:04:50.874

<b>P17 261 C Roberto Di GREGORIO</b>		Ducati 899 PANIGALE - Physio Healthy				
IDEAL LAP TIME : 52.324		BEST LAP TIME : 52.324				
		DIFFERENCE : 0.000				
LAP	SECTOR 1	SECTOR 2	LAP TIME	MPH	DIFF	TIME OF DAY
1 -		21.199	1:00.856	71.45	8.532	13:55:59.970
2 -	31.981	20.753	52.734 (2)	82.46	0.410	13:56:52.704
3 -	32.341	20.707	53.048	81.97	0.724	13:57:45.752
4 -	31.978	20.886	52.864 (3)	82.26	0.540	13:58:38.616
5 -	<b>31.816</b>	<b>20.508</b>	<b>52.324 (1)</b>	<b>83.10</b>		<b>13:59:30.940</b>
6 -	32.136	21.163	53.299	81.58	0.975	14:00:24.239
7 -	32.425	21.053	53.478	81.31	1.154	14:01:17.717
8 -	32.464	20.628	53.092	81.90	0.768	14:02:10.809
9 -	32.349	20.889	53.238	81.68	0.914	14:03:04.047
10 -	32.416	20.996	53.412	81.41	1.088	14:03:57.459
11 -	32.478	21.075	53.553	81.20	1.229	14:04:51.012

<b>P18 274 C Stewart LATIMER</b>		Suzuki GSXR1000 R - Fat Bloke Racing RR				
IDEAL LAP TIME : 56.677		BEST LAP TIME : 56.741				
		DIFFERENCE : 0.064				
LAP	SECTOR 1	SECTOR 2	LAP TIME	MPH	DIFF	TIME OF DAY
1 -		22.989	1:04.759	67.15	8.018	13:56:03.873
2 -	34.437	22.600	57.037	76.24	0.296	13:57:00.910
3 -	<b>34.235</b>	22.562	56.797 (3)	76.56	0.056	13:57:57.707
4 -	34.271	22.514	56.785 (2)	76.58	0.044	13:58:54.492
5 -	34.362	<b>22.442</b>	56.804	76.55	0.063	13:59:51.296
6 -	34.884	22.871	57.755	75.29	1.014	14:00:49.051
7 -	34.284	22.601	56.885	76.44	0.144	14:01:45.936
8 -	34.323	22.617	56.940	76.37	0.199	14:02:42.876
9 -	34.382	22.650	57.032	76.24	0.291	14:03:39.908
10 -	34.246	22.495	<b>56.741 (1)</b>	<b>76.63</b>		<b>14:04:36.649</b>
11 -	34.327	22.507	56.834	76.51	0.093	14:05:33.483

# BMCRC - MRO Championships 2023 - Rnd 8 @ Brands Hatch Indy

## Reactive Parts MRO Powerbikes inc Clubman 1000

### RACE 8 - BEST SECTORS

SECTOR 1			SECTOR 2			IDEAL / BEST COMPARISON						
POS	NO	NAME	TIME	NO	NAME	TIME	POS	NO	NAME	IDEAL	BEST	DIFF
									<b>PERFECT LAP</b>	<b>48.205</b>		
1	26	WAINWRIGHT	28.971	48	WILSON	19.234	1	26	WAINWRIGHT	48.269	48.321	0.052
2	48	WILSON	29.052	26	WAINWRIGHT	19.298	2	48	WILSON	48.286	48.339	0.053
3	134	GILBERT	29.054	134	GILBERT	19.370	3	134	GILBERT	48.424	48.430	0.006
4	2	BAKER	29.232	188	KRAWIECKI	19.453	4	188	KRAWIECKI	48.780	48.780	0.000
5	188	KRAWIECKI	29.327	17	BAKER	19.473	5	2	BAKER	48.784	48.795	0.011
6	37	GROVER	29.412	37	GROVER	19.507	6	37	GROVER	48.919	49.045	0.126
7	17	BAKER	29.690	2	BAKER	19.552	7	17	BAKER	49.163	49.245	0.082
8	224	HEALEY	30.164	224	HEALEY	19.556	8	224	HEALEY	49.720	49.720	0.000
9	30	PENRICE	30.205	53	McGLYNN	19.723	9	53	McGLYNN	49.962	50.087	0.125
10	53	McGLYNN	30.239	30	PENRICE	19.872	10	30	PENRICE	50.077	50.101	0.024
11	39	WEBSTER	30.570	39	WEBSTER	20.196	11	39	WEBSTER	50.766	50.831	0.065
12	184	DELLOW	30.893	333	HOUGHTON	20.376	12	333	HOUGHTON	51.461	51.757	0.296
13	229	JAMES	31.064	261	GREGORIO	20.508	13	184	DELLOW	51.565	51.565	0.000
14	333	HOUGHTON	31.085	46	GATES	20.532	14	229	JAMES	51.641	51.772	0.131
15	46	GATES	31.422	229	JAMES	20.577	15	46	GATES	51.954	52.060	0.106
16	10	MERCER	31.767	10	MERCER	20.585	16	261	GREGORIO	52.324	52.324	0.000
17	261	GREGORIO	31.816	184	DELLOW	20.672	17	10	MERCER	52.352	52.792	0.440
18	274	LATIMER	34.235	274	LATIMER	22.442	18	274	LATIMER	56.677	56.741	0.064

# BMCRC - MRO Championships 2023 - Rnd 8 @ Brands Hatch Indy

## Reactive Parts MRO Powerbikes inc Clubman 1000

### RACE 8 - STATISTICS

<b>Competitors Started</b>	18
<b>Planned Start</b>	2023-09-30 @ 14:15:00.000
<b>Actual Start</b>	2023-09-30 @ 13:54:59.114
<b>Finish Time</b>	2023-09-30 @ 14:04:50.850
<b>Track Length</b>	1.2079mi.
<b>Total Laps</b>	213
<b>Total Distance Covered</b>	257.2924mi.

### Session Fastest Lap History

NO	CL	NAME	LAP TIME	TIME OF DAY	LAP	VEHICLE
26		Josh WAINWRIGHT	49.511	13:56:43.002	2	Honda CBR1000
134		Donald GILBERT	49.409	13:56:43.275	2	Suzuki GSXR1000
188		Dawid KRAWIECKI	49.364	13:56:43.540	2	Yamaha R1
26		Josh WAINWRIGHT	49.107	13:57:32.108	3	Honda CBR1000
26		Josh WAINWRIGHT	48.766	13:58:20.874	4	Honda CBR1000
48		Nicky WILSON	48.746	13:58:20.926	4	Suzuki GSXR 1000
134		Donald GILBERT	48.685	13:58:21.224	4	Suzuki GSXR1000
26		Josh WAINWRIGHT	48.647	14:01:36.884	8	Honda CBR1000
48		Nicky WILSON	48.513	14:01:36.980	8	Suzuki GSXR 1000
26		Josh WAINWRIGHT	48.321	14:03:13.786	10	Honda CBR1000

### Session Leader History

NO	CL	NAME	FROM LAP	LAPS LED	DISTANCE	VEHICLE
26		Josh WAINWRIGHT	1	11	13.28 miles	Honda CBR1000
48		Nicky WILSON	12	1	1.20 miles	Suzuki GSXR 1000

### Flag History

TYPE	TIME OF DAY
GREEN	13:54:59.114
FINISH	14:04:50.850

### Flag Statistics

TYPE	COUNT	TOTAL LAPS	TOTAL TIME
Green	1	12	10:45.514
Red	0	0	0.000
Safety Car	0	0	0.000
FCY	0	0	0.000

# BMCRC - MRO Championships 2023 - Rnd 8 @ Brands Hatch Indy

## Reactive Parts MRO Powerbikes inc Clubman 1000

### RACE 8 - STATISTICS

CLASS :

10 Starters

#### Fastest Lap History

NO	NAME	LAP TIME	TIME OF DAY	LAP	VEHICLE
26	Josh WAINWRIGHT	49.511	13:56:43.002	2	Honda CBR1000
134	Donald GILBERT	49.409	13:56:43.275	2	Suzuki GSXR1000
188	Dawid KRAWIECKI	49.364	13:56:43.540	2	Yamaha R1
26	Josh WAINWRIGHT	49.107	13:57:32.108	3	Honda CBR1000
26	Josh WAINWRIGHT	48.766	13:58:20.874	4	Honda CBR1000
48	Nicky WILSON	48.746	13:58:20.926	4	Suzuki GSXR 1000
134	Donald GILBERT	48.685	13:58:21.224	4	Suzuki GSXR1000
26	Josh WAINWRIGHT	48.647	14:01:36.884	8	Honda CBR1000
48	Nicky WILSON	48.513	14:01:36.980	8	Suzuki GSXR 1000
26	Josh WAINWRIGHT	48.321	14:03:13.786	10	Honda CBR1000

#### Leader History

NO	NAME	FROM LAP	LAPS LED	DISTANCE	VEHICLE
26	Josh WAINWRIGHT	1	11	13.28 miles	Honda CBR1000
48	Nicky WILSON	12	1	1.20 miles	Suzuki GSXR 1000



# BMCRC - MRO Championships 2023 - Rnd 8 @ Brands Hatch Indy

Reactive Parts MRO Powerbikes inc Clubman 1000

## RACE 8 - STATISTICS

CLASS : C

8 Starters

### Fastest Lap History

NO	NAME	LAP TIME	TIME OF DAY	LAP	VEHICLE
37	Clayton GROVER	49.800	13:56:44.424	2	Yamaha R1
37	Clayton GROVER	49.548	13:57:33.973	3	Yamaha R1
37	Clayton GROVER	49.374	13:58:23.347	4	Yamaha R1
37	Clayton GROVER	49.045	13:59:12.392	5	Yamaha R1

### Leader History

NO	NAME	FROM LAP	LAPS LED	DISTANCE	VEHICLE
37	Clayton GROVER	1	12	14.49 miles	Yamaha R1

**BMCRC - MRO Championships 2023 - Rnd 8 @ Brands Hatch Indy**

**Reactive Parts MRO Powerbikes inc Clubman 1000**

**RACE 8 - GRID (15 Laps)**



ROW 7	21		20	<b>91</b> Chris TAYLOR	19	<b>78</b> Jamie THOMAS
ROW 6	18	56.741 <b>274</b> Stewart LATIMER	17	52.792 <b>10</b> Daniel MERCER	16	52.324 <b>261</b> Roberto Di GREGORIO
ROW 5	15	52.060 <b>46</b> Simon GATES	14	51.772 <b>229</b> David JAMES	13	51.757 <b>333</b> Andrew HOUGHTON
ROW 4	12	51.565 <b>184</b> Martyn DELLOW	11	50.831 <b>39</b> Austen WEBSTER	10	50.101 <b>30</b> Alex PENRICE
ROW 3	9	50.087 <b>53</b> Seamus McGLYNN	8	49.720 <b>224</b> Lee HEALEY	7	49.245 <b>17</b> Phil BAKER
ROW 2	6	49.045 <b>37</b> Clayton GROVER	5	48.795 <b>2</b> Peter BAKER	4	48.780 <b>188</b> Dawid KRAWIECKI
ROW 1	3	48.430 <b>134</b> Donald GILBERT	2	48.339 <b>48</b> Nicky WILSON	1	48.321 <b>26</b> Josh WAINWRIGHT
<b>Pole</b>						

Brands Hatch Indy: 1.2079 miles

These results are provisional until the conclusion of any judicial and technical matters.

Clerk Of Course :	Stewards :	Timekeeper : <i>Craig Smith</i>
-------------------	------------	------------------------------------

Results can be found at [www.tsl-timing.com](http://www.tsl-timing.com)

Printed - 14:12 Saturday, 30 September 2023





# BMCRC - MRO Championships 2023 - Rnd 8 @ Brands Hatch Indy

## Reactive Parts MRO Powerbikes inc Clubman 1000



### RACE 8 - CLASSIFICATION

POS	NO	CL	PIC NAME	ENTRY	LAPS	TIME	GAP	DIFF	MPH	BEST	ON
1	26		1 Josh WAINWRIGHT	Honda CBR1000 - JW MOT Centre	15	12:13.427			88.93	47.965	12
2	48		2 Nicky WILSON	Suzuki GSXR 1000 - Demon GP/Haslemere Motorcy	15	12:15.345	1.918	1.918	88.70	48.069	4
3	134		3 Donald GILBERT	Suzuki GSXR1000 - S and N tyres	15	12:23.653	10.226	8.308	87.71	48.947	7
4	2		4 Peter BAKER	Kawasaki ZX10R - TJ & Peter Baker M/C	15	12:23.849	10.422	0.196	87.69	48.822	15
5	188		5 Dawid KRAWIECKI	Yamaha R1 - Code Blue LTD & D A East Electrical	15	12:24.870	11.443	1.021	87.57	48.925	7
6	17		6 Phil BAKER	BMW S1000RR -	15	12:30.444	17.017	5.574	86.92	49.262	4
7	37	C	1 Clayton GROVER	Yamaha R1 - Grover stunts	15	12:30.675	17.248	0.231	86.89	49.143	6
8	53		7 Seamus McGLYNN	Yamaha R1 - S and d build and design Ltd	15	12:35.314	21.887	4.639	86.36	49.417	14
9	224	C	2 Lee HEALEY	Suzuki GSXR 1000R - Wilvin UK Ltd / Uniq3 Project	15	12:38.562	25.135	3.248	85.99	49.567	4
10	30	C	3 Alex PENRICE	Yamaha R1 - AP Motorcycles	15	12:41.210	27.783	2.648	85.69	50.060	13
11	39		8 Austen WEBSTER	Kawasaki ZX10R - Ace Motorcycles	15	12:48.166	34.739	6.956	84.91	50.446	5
12	184	C	4 Martyn DELLOW	Suzuki GSXR1000 - Kirdford Shotblasting	15	12:57.722	44.295	9.556	83.87	50.445	4
13	229	C	5 David JAMES	Yamaha R1 -	14	12:14.127	1 Lap	1 Lap	82.92	51.773	8
14	46	C	6 Simon GATES	Yamaha YZF R1 - T.A Roden LTD / Canine Plus Hyc	14	12:17.096	1 Lap	2.969	82.59	51.748	6
15	10		9 Daniel MERCER	Honda CBR1000RR - Merc&Co Racing	14	12:21.740	1 Lap	4.644	82.07	51.941	11
16	261	C	7 Roberto Di GREGORIO	Ducati 899 PANIGALE - Physio Healthy	14	12:38.876	1 Lap	17.136	80.22	53.227	7
17	274	C	8 Stewart LATIMER	Suzuki GSXR1000 R - Fat Bloke Racing RR	13	12:22.981	2 Laps	1 Lap	76.08	55.852	9

#### NOT CLASSIFIED

DNF	333		Andrew HOUGHTON	BMW S1000RR - Bahnstormer BMW	10	8:51.602	5 Laps	3 Laps	81.80	51.891	7
DNF	744		Gary ANDERSON	Honda 954RR - A&M MOT Services. Guildford	8	7:17.053	7 Laps	2 Laps	79.59	52.924	3

#### FASTEST LAP

	26		Josh WAINWRIGHT	Honda CBR1000 - JW MOT Centre	12	47.965		90.66 mph		145.90 kph	
	37	C	Clayton GROVER	Yamaha R1 - Grover stunts	6	49.143		88.48 mph		142.40 kph	

Class - 92.5% of Race Speed = 82.26 mph  
 Class C - 92.5% of Race Speed = 80.37 mph

Weather / Track : Cloudy / Dry

These results are provisional until the conclusion of any judicial and technical matters.

Race Distance: 15 Laps / 18.11 miles

Brands Hatch Indy: 1.2079 miles

Date: 01/10/2023 Start: 12:17 Finish: 12:29

Clerk Of Course :

Stewards :

Timekeeper :

*Craig Smith*

Results can be found at [www.tsl-timing.com](http://www.tsl-timing.com)

Printed - 12:31 Sunday, 01 October 2023





# BMCRC - MRO Championships 2023 - Rnd 8 @ Brands Hatch Indy

## Reactive Parts MRO Powerbikes inc Clubman 1000

### RACE 8 - POSITION CHART

No	Name	Lap															
		Pos	1	2	3	4	5	6	7	8	9	10	11	12	13	14	15
26	WAINWRIGHT	1	134	26	26	26	48	48	48	26	26	48	26	26	26	26	26
48	WILSON	2	26	48	48	48	26	26	26	48	48	26	48	48	48	48	48
134	GILBERT	3	48	134	134	134	134	134	134	134	134	134	134	134	134	134	134
188	KRAWIECKI	4	188	188	188	188	188	188	188	188	188	188	188	188	2	2	2
2	BAKER	5	17	2	2	2	2	2	2	2	2	2	2	2	188	188	188
37	GROVER	6	2	17	17	17	17	17	37	37	37	37	37	37	37	37	17
17	BAKER	7	37	37	37	37	37	37	17	17	17	17	17	17	17	17	37
224	HEALEY	8	30	30	53	53	224	224	53	53	53	53	53	53	53	53	53
53	McGLYNN	9	53	53	224	224	53	53	224	224	224	224	224	224	224	224	224
30	PENRICE	10	39	224	30	30	30	30	30	30	30	30	30	30	30	30	30
39	WEBSTER	11	224	39	39	39	39	39	39	39	39	39	39	39	39	39	39
184	DELLOW	12	184	184	184	184	184	184	184	184	184	184	184	184	184	184	184
333	HOUGHTON	13	229	229	229	229	229	229	229	229	229	229	229	229	229	229	229
229	JAMES	14	46	46	46	46	46	46	46	46	46	46	46	46	46	46	46
46	GATES	15	10	10	10	10	10	10	10	10	10	10	10	10	10	10	10
261	GREGORIO	16	333	333	333	333	333	333	333	333	333	333	261	261	261	261	261
10	MERCER	17	744	744	744	744	744	261	261	261	261	261	274	274	274	274	274
274	LATIMER	18	261	261	261	261	261	744	744	744	274	274					
744	ANDERSON	19	274	274	274	274	274	274	274	274	274	274					

# BMCRC - MRO Championships 2023 - Rnd 8 @ Brands Hatch Indy

## Reactive Parts MRO Powerbikes inc Clubman 1000

### RACE 8 - SECTOR ANALYSIS



SECTOR 1 = FL to I1, SECTOR 2 = I1 to FL, DIFF = Difference To Personal Best Lap, P = Crossed Finish Line in Pit Lane, D = Time Disallowed

P1 26		Josh WAINWRIGHT		Honda CBR1000 - JW MOT Centre			
IDEAL LAP TIME : 47.850		BEST LAP TIME : 47.965		DIFFERENCE : 0.115			
LAP	SECTOR 1	SECTOR 2	LAP TIME	MPH	DIFF	TIME OF DAY	
1 -		19.926	54.095	80.38	6.130	12:18:30.702	
2 -	29.357	19.147	48.504	89.65	0.539	12:19:19.206	
3 -	28.933	19.204	48.137 (3)	90.33	0.172	12:20:07.343	
4 -	<b>28.760</b>	19.242	48.002 (2)	90.59	0.037	12:20:55.345	
5 -	29.538	19.228	48.766	89.17	0.801	12:21:44.111	
6 -	29.142	19.171	48.313	90.00	0.348	12:22:32.424	
7 -	29.240	19.287	48.527	89.61	0.562	12:23:20.951	
8 -	29.256	19.448	48.704	89.28	0.739	12:24:09.655	
9 -	29.134	19.427	48.561	89.54	0.596	12:24:58.216	
10 -	29.673	19.538	49.211	88.36	1.246	12:25:47.427	
11 -	29.543	<b>19.090</b>	48.633	89.41	0.668	12:26:36.060	
12 -	28.843	19.122	<b>47.965 (1)</b>	<b>90.66</b>		<b>12:27:24.025</b>	
13 -	28.933	19.243	48.176	90.26	0.211	12:28:12.201	
14 -	29.274	19.630	48.904	88.92	0.939	12:29:01.105	
15 -	29.418	19.511	48.929	88.87	0.964	12:29:50.034	

P2 48		Nicky WILSON		Suzuki GSXR 1000 - Demon GP/Haslemere Motorcycles			
IDEAL LAP TIME : 48.007		BEST LAP TIME : 48.069		DIFFERENCE : 0.062			
LAP	SECTOR 1	SECTOR 2	LAP TIME	MPH	DIFF	TIME OF DAY	
1 -		19.804	54.105	80.37	6.036	12:18:30.712	
2 -	29.565	<b>19.165</b>	48.730	89.23	0.661	12:19:19.442	
3 -	28.906	19.258	48.164 (3)	90.28	0.095	12:20:07.606	
4 -	<b>28.842</b>	19.227	<b>48.069 (1)</b>	<b>90.46</b>		<b>12:20:55.675</b>	
5 -	28.996	19.321	48.317	90.00	0.248	12:21:43.992	
6 -	29.009	19.342	48.351	89.93	0.282	12:22:32.343	
7 -	29.086	19.456	48.542	89.58	0.473	12:23:20.885	
8 -	29.463	19.380	48.843	89.03	0.774	12:24:09.728	
9 -	29.223	19.392	48.615	89.44	0.546	12:24:58.343	
10 -	29.249	19.675	48.924	88.88	0.855	12:25:47.267	
11 -	30.002	19.304	49.306	88.19	1.237	12:26:36.573	
12 -	28.897	19.238	48.135 (2)	90.34	0.066	12:27:24.708	
13 -	28.970	19.396	48.366	89.91	0.297	12:28:13.074	
14 -	29.230	19.638	48.868	88.98	0.799	12:29:01.942	
15 -	30.184	19.826	50.010	86.95	1.941	12:29:51.952	

P3 134		Donald GILBERT		Suzuki GSXR1000 - S and N tyres			
IDEAL LAP TIME : 48.938		BEST LAP TIME : 48.947		DIFFERENCE : 0.009			
LAP	SECTOR 1	SECTOR 2	LAP TIME	MPH	DIFF	TIME OF DAY	
1 -		19.876	53.971	80.57	5.024	12:18:30.578	
2 -	30.186	19.595	49.781	87.35	0.834	12:19:20.359	
3 -	29.813	19.601	49.414	88.00	0.467	12:20:09.773	
4 -	29.627	19.708	49.335	88.14	0.388	12:20:59.108	
5 -	29.539	19.568	49.107	88.55	0.160	12:21:48.215	
6 -	29.437	19.615	49.052 (3)	88.65	0.105	12:22:37.267	
7 -	<b>29.432</b>	19.515	<b>48.947 (1)</b>	<b>88.84</b>		<b>12:23:26.214</b>	
8 -	29.566	19.649	49.215	88.35	0.268	12:24:15.429	
9 -	29.608	19.612	49.220	88.35	0.273	12:25:04.649	
10 -	29.645	19.677	49.322	88.16	0.375	12:25:53.971	
11 -	29.454	<b>19.506</b>	48.960 (2)	88.81	0.013	12:26:42.931	
12 -	29.610	19.819	49.429	87.97	0.482	12:27:32.360	
13 -	29.626	19.734	49.360	88.09	0.413	12:28:21.720	
14 -	29.581	19.650	49.231	88.33	0.284	12:29:10.951	
15 -	29.610	19.699	49.309	88.19	0.362	12:30:00.260	

# BMCRC - MRO Championships 2023 - Rnd 8 @ Brands Hatch Indy

## Reactive Parts MRO Powerbikes inc Clubman 1000

### RACE 8 - SECTOR ANALYSIS



SECTOR 1 = FL to I1, SECTOR 2 = I1 to FL, DIFF = Difference To Personal Best Lap, P = Crossed Finish Line in Pit Lane, D = Time Disallowed

<b>P4</b>		<b>2</b>		<b>Peter BAKER</b>		Kawasaki ZX10R - TJ & Peter Baker M/C	
IDEAL LAP TIME : 48.568		BEST LAP TIME : 48.822		DIFFERENCE : 0.254			
LAP	SECTOR 1	SECTOR 2	LAP TIME	MPH	DIFF	TIME OF DAY	
1 -		19.857	54.914	79.18	6.092	12:18:31.521	
2 -	29.693	19.514	49.207	88.37	0.385	12:19:20.728	
3 -	29.629	19.780	49.409	88.01	0.587	12:20:10.137	
4 -	29.664	19.686	49.350	88.11	0.528	12:20:59.487	
5 -	29.645	19.557	49.202	88.38	0.380	12:21:48.689	
6 -	29.450	19.664	49.114	88.54	0.292	12:22:37.803	
7 -	29.447	19.632	49.079	88.60	0.257	12:23:26.882	
8 -	30.008	19.534	49.542	87.77	0.720	12:24:16.424	
9 -	29.231	19.627	48.858 (2)	89.00	0.036	12:25:05.282	
10 -	29.675	19.718	49.393	88.04	0.571	12:25:54.675	
11 -	29.445	<b>19.435</b>	48.880 (3)	88.96	0.058	12:26:43.555	
12 -	29.659	19.637	49.296	88.21	0.474	12:27:32.851	
13 -	29.296	19.792	49.088	88.58	0.266	12:28:21.939	
14 -	30.047	19.648	49.695	87.50	0.873	12:29:11.634	
15 -	<b>29.133</b>	19.689	<b>48.822 (1)</b>	<b>89.07</b>		<b>12:30:00.456</b>	

<b>P5</b>		<b>188</b>		<b>Dawid KRAWIECKI</b>		Yamaha R1 - Code Blue LTD & D A East Electrical	
IDEAL LAP TIME : 48.752		BEST LAP TIME : 48.925		DIFFERENCE : 0.173			
LAP	SECTOR 1	SECTOR 2	LAP TIME	MPH	DIFF	TIME OF DAY	
1 -		19.708	54.203	80.22	5.278	12:18:30.810	
2 -	30.087	19.586	49.673	87.54	0.748	12:19:20.483	
3 -	29.871	19.486	49.357	88.10	0.432	12:20:09.840	
4 -	29.717	19.643	49.360	88.09	0.435	12:20:59.200	
5 -	29.653	19.563	49.216	88.35	0.291	12:21:48.416	
6 -	<b>29.384</b>	19.678	49.062	88.63	0.137	12:22:37.478	
7 -	29.420	19.505	<b>48.925 (1)</b>	<b>88.88</b>		<b>12:23:26.403</b>	
8 -	30.033	<b>19.368</b>	49.401	88.02	0.476	12:24:15.804	
9 -	29.389	19.642	49.031 (3)	88.69	0.106	12:25:04.835	
10 -	29.652	19.780	49.432	87.97	0.507	12:25:54.267	
11 -	29.468	19.549	49.017 (2)	88.71	0.092	12:26:43.284	
12 -	29.631	19.749	49.380	88.06	0.455	12:27:32.664	
13 -	29.956	19.735	49.691	87.51	0.766	12:28:22.355	
14 -	29.872	19.912	49.784	87.34	0.859	12:29:12.139	
15 -	29.662	19.676	49.338	88.13	0.413	12:30:01.477	

<b>P6</b>		<b>17</b>		<b>Phil BAKER</b>		BMW S1000RR -	
IDEAL LAP TIME : 49.262		BEST LAP TIME : 49.262		DIFFERENCE : 0.000			
LAP	SECTOR 1	SECTOR 2	LAP TIME	MPH	DIFF	TIME OF DAY	
1 -		19.845	54.700	79.49	5.438	12:18:31.307	
2 -	30.312	19.656	49.968	87.02	0.706	12:19:21.275	
3 -	29.850	19.594	49.444 (3)	87.95	0.182	12:20:10.719	
4 -	<b>29.740</b>	<b>19.522</b>	<b>49.262 (1)</b>	<b>88.27</b>		<b>12:20:59.981</b>	
5 -	29.835	19.532	49.367 (2)	88.08	0.105	12:21:49.348	
6 -	29.910	19.597	49.507	87.83	0.245	12:22:38.855	
7 -	30.142	19.716	49.858	87.21	0.596	12:23:28.713	
8 -	29.956	19.837	49.793	87.33	0.531	12:24:18.506	
9 -	30.087	19.698	49.785	87.34	0.523	12:25:08.291	
10 -	30.111	19.780	49.891	87.16	0.629	12:25:58.182	
11 -	29.988	19.565	49.553	87.75	0.291	12:26:47.735	
12 -	30.067	19.813	49.880	87.18	0.618	12:27:37.615	
13 -	29.951	19.792	49.743	87.42	0.481	12:28:27.358	
14 -	29.999	19.794	49.793	87.33	0.531	12:29:17.151	
15 -	30.102	19.798	49.900	87.14	0.638	12:30:07.051	

# BMCRC - MRO Championships 2023 - Rnd 8 @ Brands Hatch Indy

## Reactive Parts MRO Powerbikes inc Clubman 1000

### RACE 8 - SECTOR ANALYSIS



SECTOR 1 = FL to I1, SECTOR 2 = I1 to FL, DIFF = Difference To Personal Best Lap, P = Crossed Finish Line in Pit Lane, D = Time Disallowed

P7 37 C Clayton GROVER		Yamaha R1 - Grover stunts				
IDEAL LAP TIME : 49.113		BEST LAP TIME : 49.143		DIFFERENCE : 0.030		
LAP	SECTOR 1	SECTOR 2	LAP TIME	MPH	DIFF	TIME OF DAY
1 -		19.979	55.231	78.73	6.088	12:18:31.838
2 -	29.901	19.772	49.673	87.54	0.530	12:19:21.511
3 -	29.840	19.605	49.445	87.94	0.302	12:20:10.956
4 -	29.662	19.660	49.322 (3)	88.16	0.179	12:21:00.278
5 -	29.644	19.858	49.502	87.84	0.359	12:21:49.780
6 -	29.567	<b>19.576</b>	<b>49.143 (1)</b>	<b>88.48</b>		<b>12:22:38.923</b>
7 -	<b>29.537</b>	19.720	49.257 (2)	88.28	0.114	12:23:28.180
8 -	29.620	19.737	49.357	88.10	0.214	12:24:17.537
9 -	29.847	19.810	49.657	87.57	0.514	12:25:07.194
10 -	30.141	19.862	50.003	86.96	0.860	12:25:57.197
11 -	30.378	19.911	50.289	86.47	1.146	12:26:47.486
12 -	29.816	20.010	49.826	87.27	0.683	12:27:37.312
13 -	29.910	19.688	49.598	87.67	0.455	12:28:26.910
14 -	29.727	19.937	49.664	87.56	0.521	12:29:16.574
15 -	30.297	20.411	50.708	85.75	1.565	12:30:07.282

P8 53 Seamus McGLYNN		Yamaha R1 - S and d build and design Ltd				
IDEAL LAP TIME : 49.237		BEST LAP TIME : 49.417		DIFFERENCE : 0.180		
LAP	SECTOR 1	SECTOR 2	LAP TIME	MPH	DIFF	TIME OF DAY
1 -		20.109	56.154	77.44	6.737	12:18:32.761
2 -	30.200	19.897	50.097	86.80	0.680	12:19:22.858
3 -	30.217	20.029	50.246	86.54	0.829	12:20:13.104
4 -	30.077	19.841	49.918	87.11	0.501	12:21:03.022
5 -	30.245	20.116	50.361	86.34	0.944	12:21:53.383
6 -	30.333	<b>19.690</b>	50.023	86.93	0.606	12:22:43.406
7 -	30.450	19.888	50.338	86.38	0.921	12:23:33.744
8 -	30.086	19.925	50.011	86.95	0.594	12:24:23.755
9 -	30.255	19.762	50.017	86.94	0.600	12:25:13.772
10 -	29.840	19.733	49.573 (3)	87.72	0.156	12:26:03.345
11 -	29.964	19.743	49.707	87.48	0.290	12:26:53.052
12 -	29.778	20.335	50.113	86.77	0.696	12:27:43.165
13 -	29.656	19.876	49.532 (2)	87.79	0.115	12:28:32.697
14 -	<b>29.547</b>	19.870	<b>49.417 (1)</b>	<b>87.99</b>		<b>12:29:22.114</b>
15 -	29.919	19.888	49.807	87.30	0.390	12:30:11.921

P9 224 C Lee HEALEY		Suzuki GSXR 1000R - Wilvin UK Ltd / Uniq3 Projects Ltd				
IDEAL LAP TIME : 49.506		BEST LAP TIME : 49.567		DIFFERENCE : 0.061		
LAP	SECTOR 1	SECTOR 2	LAP TIME	MPH	DIFF	TIME OF DAY
1 -		19.897	57.031	76.24	7.464	12:18:33.638
2 -	30.343	19.969	50.312	86.43	0.745	12:19:23.950
3 -	30.126	<b>19.510</b>	49.636 (2)	87.60	0.069	12:20:13.586
4 -	<b>29.996</b>	19.571	<b>49.567 (1)</b>	<b>87.73</b>		<b>12:21:03.153</b>
5 -	30.395	19.762	50.157	86.69	0.590	12:21:53.310
6 -	30.290	19.636	49.926	87.10	0.359	12:22:43.236
7 -	30.682	20.040	50.722	85.73	1.155	12:23:33.958
8 -	30.235	19.709	49.944	87.06	0.377	12:24:23.902
9 -	30.504	19.708	50.212	86.60	0.645	12:25:14.114
10 -	30.334	19.646	49.980	87.00	0.413	12:26:04.094
11 -	30.203	19.677	49.880	87.18	0.313	12:26:53.974
12 -	30.586	19.709	50.295	86.46	0.728	12:27:44.269
13 -	30.190	19.622	49.812 (3)	87.30	0.245	12:28:34.081
14 -	30.493	20.255	50.748	85.69	1.181	12:29:24.829
15 -	30.538	19.802	50.340	86.38	0.773	12:30:15.169



# BMCRC - MRO Championships 2023 - Rnd 8 @ Brands Hatch Indy

## Reactive Parts MRO Powerbikes inc Clubman 1000

### RACE 8 - SECTOR ANALYSIS



SECTOR 1 = FL to I1, SECTOR 2 = I1 to FL, DIFF = Difference To Personal Best Lap, P = Crossed Finish Line in Pit Lane, D = Time Disallowed

P10 30 C		Alex PENRICE		Yamaha R1 - AP Motorcycles			
IDEAL LAP TIME : 49.912		BEST LAP TIME : 50.060		DIFFERENCE : 0.148			
LAP	SECTOR 1	SECTOR 2	LAP TIME	MPH	DIFF	TIME OF DAY	
1 -		20.237	55.931	77.74	5.871	12:18:32.538	
2 -	30.228	19.928	50.156 (3)	86.70	0.096	12:19:22.694	
3 -	30.471	20.600	51.071	85.14	1.011	12:20:13.765	
4 -	30.365	19.945	50.310	86.43	0.250	12:21:04.075	
5 -	30.308	19.821	50.129 (2)	86.74	0.069	12:21:54.204	
6 -	30.438	19.948	50.386	86.30	0.326	12:22:44.590	
7 -	30.400	19.918	50.318	86.42	0.258	12:23:34.908	
8 -	30.316	19.974	50.290	86.47	0.230	12:24:25.198	
9 -	30.445	20.281	50.726	85.72	0.666	12:25:15.924	
10 -	30.472	19.982	50.454	86.18	0.394	12:26:06.378	
11 -	30.436	19.859	50.295	86.46	0.235	12:26:56.673	
12 -	30.480	<b>19.820</b>	50.300	86.45	0.240	12:27:46.973	
<b>13 -</b>	<b>30.092</b>	19.968	<b>50.060 (1)</b>	<b>86.86</b>		<b>12:28:37.033</b>	
14 -	30.656	19.853	50.509	86.09	0.449	12:29:27.542	
15 -	30.386	19.889	50.275	86.49	0.215	12:30:17.817	

P11 39		Austen WEBSTER		Kawasaki ZX10R - Ace Motorcycles			
IDEAL LAP TIME : 50.343		BEST LAP TIME : 50.446		DIFFERENCE : 0.103			
LAP	SECTOR 1	SECTOR 2	LAP TIME	MPH	DIFF	TIME OF DAY	
1 -		20.349	56.866	76.47	6.420	12:18:33.473	
2 -	30.424	20.353	50.777	85.64	0.331	12:19:24.250	
3 -	30.492	<b>20.045</b>	50.537 (3)	86.04	0.091	12:20:14.787	
4 -	30.398	20.124	50.522 (2)	86.07	0.076	12:21:05.309	
<b>5 -</b>	<b>30.298</b>	20.148	<b>50.446 (1)</b>	<b>86.20</b>		<b>12:21:55.755</b>	
6 -	30.859	20.198	51.057	85.17	0.611	12:22:46.812	
7 -	30.492	20.124	50.616	85.91	0.170	12:23:37.428	
8 -	30.578	20.227	50.805	85.59	0.359	12:24:28.233	
9 -	30.510	20.224	50.734	85.71	0.288	12:25:18.967	
10 -	30.853	20.260	51.113	85.07	0.667	12:26:10.080	
11 -	30.580	20.241	50.821	85.56	0.375	12:27:00.901	
12 -	30.666	20.362	51.028	85.21	0.582	12:27:51.929	
13 -	30.710	20.297	51.007	85.25	0.561	12:28:42.936	
14 -	30.699	20.346	51.045	85.19	0.599	12:29:33.981	
15 -	30.611	20.181	50.792	85.61	0.346	12:30:24.773	

P12 184 C		Martyn DELLOW		Suzuki GSXR1000 - Kirdford Shotblasting			
IDEAL LAP TIME : 50.307		BEST LAP TIME : 50.445		DIFFERENCE : 0.138			
LAP	SECTOR 1	SECTOR 2	LAP TIME	MPH	DIFF	TIME OF DAY	
1 -		20.833	57.507	75.61	7.062	12:18:34.114	
2 -	30.393	<b>20.149</b>	50.542 (3)	86.03	0.097	12:19:24.656	
3 -	<b>30.158</b>	20.605	50.763	85.66	0.318	12:20:15.419	
<b>4 -</b>	30.289	20.156	<b>50.445 (1)</b>	<b>86.20</b>		<b>12:21:05.864</b>	
5 -	30.190	20.320	50.510 (2)	86.09	0.065	12:21:56.374	
6 -	30.782	20.382	51.164	84.99	0.719	12:22:47.538	
7 -	30.919	20.188	51.107	85.08	0.662	12:23:38.645	
8 -	30.903	20.952	51.855	83.86	1.410	12:24:30.500	
9 -	31.506	20.534	52.040	83.56	1.595	12:25:22.540	
10 -	31.410	20.828	52.238	83.24	1.793	12:26:14.778	
11 -	30.945	20.674	51.619	84.24	1.174	12:27:06.397	
12 -	31.464	20.434	51.898	83.79	1.453	12:27:58.295	
13 -	31.523	20.765	52.288	83.16	1.843	12:28:50.583	
14 -	31.573	20.532	52.105	83.45	1.660	12:29:42.688	
15 -	30.978	20.663	51.641	84.20	1.196	12:30:34.329	

# BMCRC - MRO Championships 2023 - Rnd 8 @ Brands Hatch Indy

## Reactive Parts MRO Powerbikes inc Clubman 1000

### RACE 8 - SECTOR ANALYSIS



SECTOR 1 = FL to I1, SECTOR 2 = I1 to FL, DIFF = Difference To Personal Best Lap, P = Crossed Finish Line in Pit Lane, D = Time Disallowed

P13 229 C		David JAMES		Yamaha R1 -			
IDEAL LAP TIME : 51.591		BEST LAP TIME : 51.773		DIFFERENCE : 0.182			
LAP	SECTOR 1	SECTOR 2	LAP TIME	MPH	DIFF	TIME OF DAY	
1 -		21.011	58.134	74.80	6.361	12:18:34.741	
2 -	31.147	20.644	51.791 (2)	83.96	0.018	12:19:26.532	
3 -	31.188	20.829	52.017	83.59	0.244	12:20:18.549	
4 -	31.274	20.723	51.997	83.63	0.224	12:21:10.546	
5 -	31.194	20.691	51.885	83.81	0.112	12:22:02.431	
6 -	31.166	20.885	52.051	83.54	0.278	12:22:54.482	
7 -	31.307	<b>20.519</b>	51.826 (3)	83.90	0.053	12:23:46.308	
8 -	31.201	20.572	<b>51.773 (1)</b>	<b>83.99</b>		<b>12:24:38.081</b>	
9 -	31.135	20.704	51.839	83.88	0.066	12:25:29.920	
10 -	31.210	20.680	51.890	83.80	0.117	12:26:21.810	
11 -	<b>31.072</b>	20.754	51.826 (3)	83.90	0.053	12:27:13.636	
12 -	31.195	21.200	52.395	82.99	0.622	12:28:06.031	
13 -	31.516	20.889	52.405	82.98	0.632	12:28:58.436	
14 -	31.394	20.904	52.298	83.15	0.525	12:29:50.734	

P14 46 C		Simon GATES		Yamaha YZF R1 - T.A Roden LTD / Canine Plus Hydro			
IDEAL LAP TIME : 51.650		BEST LAP TIME : 51.748		DIFFERENCE : 0.098			
LAP	SECTOR 1	SECTOR 2	LAP TIME	MPH	DIFF	TIME OF DAY	
1 -		20.802	58.811	73.94	7.063	12:18:35.418	
2 -	32.069	<b>20.487</b>	52.556	82.74	0.808	12:19:27.974	
3 -	31.510	20.555	52.065	83.52	0.317	12:20:20.039	
4 -	31.309	20.492	51.801 (2)	83.94	0.053	12:21:11.840	
5 -	31.475	20.550	52.025	83.58	0.277	12:22:03.865	
6 -	<b>31.163</b>	20.585	<b>51.748 (1)</b>	<b>84.03</b>		<b>12:22:55.613</b>	
7 -	31.623	20.617	52.240	83.24	0.492	12:23:47.853	
8 -	31.457	20.536	51.993	83.63	0.245	12:24:39.846	
9 -	31.237	20.598	51.835 (3)	83.89	0.087	12:25:31.681	
10 -	31.421	20.612	52.033	83.57	0.285	12:26:23.714	
11 -	31.220	20.706	51.926	83.74	0.178	12:27:15.640	
12 -	31.389	20.896	52.285	83.17	0.537	12:28:07.925	
13 -	32.047	20.810	52.857	82.27	1.109	12:29:00.782	
14 -	32.099	20.822	52.921	82.17	1.173	12:29:53.703	

P15 10		Daniel MERCER		Honda CBR1000RR - Merc&Co Racing			
IDEAL LAP TIME : 51.837		BEST LAP TIME : 51.941		DIFFERENCE : 0.104			
LAP	SECTOR 1	SECTOR 2	LAP TIME	MPH	DIFF	TIME OF DAY	
1 -		20.839	59.396	73.21	7.455	12:18:36.003	
2 -	31.851	20.670	52.521	82.79	0.580	12:19:28.524	
3 -	31.527	<b>20.620</b>	52.147 (2)	83.39	0.206	12:20:20.671	
4 -	31.580	20.662	52.242 (3)	83.23	0.301	12:21:12.913	
5 -	31.930	20.739	52.669	82.56	0.728	12:22:05.582	
6 -	31.416	20.907	52.323	83.11	0.382	12:22:57.905	
7 -	31.588	20.897	52.485	82.85	0.544	12:23:50.390	
8 -	31.594	20.850	52.444	82.91	0.503	12:24:42.834	
9 -	31.715	20.832	52.547	82.75	0.606	12:25:35.381	
10 -	31.612	20.758	52.370	83.03	0.429	12:26:27.751	
11 -	<b>31.217</b>	20.724	<b>51.941 (1)</b>	<b>83.72</b>		<b>12:27:19.692</b>	
12 -	31.478	20.844	52.322	83.11	0.381	12:28:12.014	
13 -	31.827	20.823	52.650	82.59	0.709	12:29:04.664	
14 -	32.488	21.195	53.683	81.00	1.742	12:29:58.347	

# BMCRC - MRO Championships 2023 - Rnd 8 @ Brands Hatch Indy

## Reactive Parts MRO Powerbikes inc Clubman 1000

### RACE 8 - SECTOR ANALYSIS



SECTOR 1 = FL to I1, SECTOR 2 = I1 to FL, DIFF = Difference To Personal Best Lap, P = Crossed Finish Line in Pit Lane, D = Time Disallowed

P16 261 C		Roberto Di GREGORIO		Ducati 899 PANIGALE - Physio Healthy		
IDEAL LAP TIME : 52.552		BEST LAP TIME : 53.227		DIFFERENCE : 0.675		
LAP	SECTOR 1	SECTOR 2	LAP TIME	MPH	DIFF	TIME OF DAY
1 -		21.265	1:01.449	70.76	8.222	12:18:38.056
2 -	32.581	20.904	53.485	81.30	0.258	12:19:31.541
3 -	<b>31.805</b>	21.746	53.551	81.20	0.324	12:20:25.092
4 -	32.600	<b>20.747</b>	53.347 (2)	81.51	0.120	12:21:18.439
5 -	32.528	20.991	53.519	81.25	0.292	12:22:11.958
6 -	32.487	20.973	53.460 (3)	81.34	0.233	12:23:05.418
7 -	32.218	21.009	<b>53.227 (1)</b>	<b>81.69</b>		<b>12:23:58.645</b>
8 -	32.510	20.974	53.484	81.30	0.257	12:24:52.129
9 -	32.594	20.904	53.498	81.28	0.271	12:25:45.627
10 -	32.840	20.781	53.621	81.09	0.394	12:26:39.248
11 -	32.742	20.829	53.571	81.17	0.344	12:27:32.819
12 -	33.144	21.159	54.303	80.08	1.076	12:28:27.122
13 -	32.572	21.660	54.232	80.18	1.005	12:29:21.354
14 -	32.875	21.254	54.129	80.33	0.902	12:30:15.483

P17 274 C		Stewart LATIMER		Suzuki GSXR1000 R - Fat Bloke Racing RR		
IDEAL LAP TIME : 55.740		BEST LAP TIME : 55.852		DIFFERENCE : 0.112		
LAP	SECTOR 1	SECTOR 2	LAP TIME	MPH	DIFF	TIME OF DAY
1 -		<b>22.127</b>	1:02.621	69.44	6.769	12:18:39.228
2 -	34.251	22.821	57.072	76.19	1.220	12:19:36.300
3 -	34.738	22.234	56.972	76.32	1.120	12:20:33.272
4 -	33.689	22.480	56.169 (3)	77.42	0.317	12:21:29.441
5 -	34.654	23.005	57.659	75.41	1.807	12:22:27.100
6 -	34.575	22.776	57.351	75.82	1.499	12:23:24.451
7 -	34.169	22.507	56.676	76.72	0.824	12:24:21.127
8 -	<b>33.613</b>	22.474	56.087 (2)	77.53	0.235	12:25:17.214
9 -	33.705	22.147	<b>55.852 (1)</b>	<b>77.85</b>		<b>12:26:13.066</b>
10 -	34.113	22.708	56.821	76.53	0.969	12:27:09.887
11 -	33.692	22.523	56.215	77.35	0.363	12:28:06.102
12 -	34.371	22.416	56.787	76.57	0.935	12:29:02.889
13 -	34.506	22.193	56.699	76.69	0.847	12:29:59.588

P18 333		Andrew HOUGHTON		BMW S1000RR - Bahnstomer BMW		
IDEAL LAP TIME : 51.777		BEST LAP TIME : 51.891		DIFFERENCE : 0.114		
LAP	SECTOR 1	SECTOR 2	LAP TIME	MPH	DIFF	TIME OF DAY
1 -		20.967	1:00.054	72.41	8.163	12:18:36.661
2 -	31.856	20.808	52.664	82.57	0.773	12:19:29.325
3 -	31.628	20.774	52.402	82.98	0.511	12:20:21.727
4 -	31.702	20.840	52.542	82.76	0.651	12:21:14.269
5 -	31.721	20.633	52.354	83.06	0.463	12:22:06.623
6 -	31.521	20.602	52.123 (2)	83.42	0.232	12:22:58.746
7 -	<b>31.272</b>	20.619	<b>51.891 (1)</b>	<b>83.80</b>		<b>12:23:50.637</b>
8 -	31.687	20.636	52.323 (3)	83.11	0.432	12:24:42.960
9 -	32.104	<b>20.505</b>	52.609	82.65	0.718	12:25:35.569
10 -	31.921	20.719	52.640	82.61	0.749	12:26:28.209

P19 744		Gary ANDERSON		Honda 954RR - A&M MOT Services. Guildford		
IDEAL LAP TIME : 52.924		BEST LAP TIME : 52.924		DIFFERENCE : 0.000		
LAP	SECTOR 1	SECTOR 2	LAP TIME	MPH	DIFF	TIME OF DAY
1 -		21.339	1:00.608	71.74	7.684	12:18:37.215
2 -	32.328	21.250	53.578 (2)	81.16	0.654	12:19:30.793
3 -	<b>32.006</b>	<b>20.918</b>	<b>52.924 (1)</b>	<b>82.16</b>		<b>12:20:23.717</b>
4 -	32.661	21.434	54.095	80.38	1.171	12:21:17.812
5 -	32.440	21.469	53.909	80.66	0.985	12:22:11.721
6 -	32.266	21.567	53.833	80.77	0.909	12:23:05.554
7 -	32.957	21.518	54.475	79.82	1.551	12:24:00.029
8 -	32.451	21.180	53.631 (3)	81.08	0.707	12:24:53.660

# BMCRC - MRO Championships 2023 - Rnd 8 @ Brands Hatch Indy

## Reactive Parts MRO Powerbikes inc Clubman 1000

### RACE 8 - BEST SECTORS

SECTOR 1			SECTOR 2			IDEAL / BEST COMPARISON						
POS	NO	NAME	TIME	NO	NAME	TIME	POS	NO	NAME	IDEAL	BEST	DIFF
									<b>PERFECT LAP</b>	<b>47.850</b>		
1	26	WAINWRIGHT	28.760	26	WAINWRIGHT	19.090	1	26	WAINWRIGHT	47.850	47.965	0.115
2	48	WILSON	28.842	48	WILSON	19.165	2	48	WILSON	48.007	48.069	0.062
3	2	BAKER	29.133	188	KRAWIECKI	19.368	3	2	BAKER	48.568	48.822	0.254
4	188	KRAWIECKI	29.384	2	BAKER	19.435	4	188	KRAWIECKI	48.752	48.925	0.173
5	134	GILBERT	29.432	134	GILBERT	19.506	5	134	GILBERT	48.938	48.947	0.009
6	37	GROVER	29.537	224	HEALEY	19.510	6	37	GROVER	49.113	49.143	0.030
7	53	McGLYNN	29.547	17	BAKER	19.522	7	53	McGLYNN	49.237	49.417	0.180
8	17	BAKER	29.740	37	GROVER	19.576	8	17	BAKER	49.262	49.262	0.000
9	224	HEALEY	29.996	53	McGLYNN	19.690	9	224	HEALEY	49.506	49.567	0.061
10	30	PENRICE	30.092	30	PENRICE	19.820	10	30	PENRICE	49.912	50.060	0.148
11	184	DELLOW	30.158	39	WEBSTER	20.045	11	184	DELLOW	50.307	50.445	0.138
12	39	WEBSTER	30.298	184	DELLOW	20.149	12	39	WEBSTER	50.343	50.446	0.103
13	229	JAMES	31.072	46	GATES	20.487	13	229	JAMES	51.591	51.773	0.182
14	46	GATES	31.163	333	HOUGHTON	20.505	14	46	GATES	51.650	51.748	0.098
15	10	MERCER	31.217	229	JAMES	20.519	15	333	HOUGHTON	51.777	51.891	0.114
16	333	HOUGHTON	31.272	10	MERCER	20.620	16	10	MERCER	51.837	51.941	0.104
17	261	GREGORIO	31.805	261	GREGORIO	20.747	17	261	GREGORIO	52.552	53.227	0.675
18	744	ANDERSON	32.006	744	ANDERSON	20.918	18	744	ANDERSON	52.924	52.924	0.000
19	274	LATIMER	33.613	274	LATIMER	22.127	19	274	LATIMER	55.740	55.852	0.112

# BMCRC - MRO Championships 2023 - Rnd 8 @ Brands Hatch Indy

Reactive Parts MRO Powerbikes inc Clubman 1000

## RACE 8 - STATISTICS

**Competitors Started** 19  
**Planned Start** 2023-10-01 @ 12:40:00.000  
**Actual Start** 2023-10-01 @ 12:17:36.606  
**Finish Time** 2023-10-01 @ 12:29:50.033  
**Track Length** 1.2079mi.  
**Total Laps** 267  
**Total Distance Covered** 322.5214mi.

### Session Fastest Lap History

NO	CL	NAME	LAP TIME	TIME OF DAY	LAP	VEHICLE
26		Josh WAINWRIGHT	<b>48.504</b>	12:19:19.228	2	Honda CBR1000
26		Josh WAINWRIGHT	<b>48.137</b>	12:20:07.366	3	Honda CBR1000
26		Josh WAINWRIGHT	<b>48.002</b>	12:20:55.368	4	Honda CBR1000
26		Josh WAINWRIGHT	<b>47.965</b>	12:27:24.048	12	Honda CBR1000

### Session Leader History

NO	CL	NAME	FROM LAP	LAPS LED	DISTANCE	VEHICLE
134		Donald GILBERT	1	1	1.20 miles	Suzuki GSXR1000
26		Josh WAINWRIGHT	2	3	3.62 miles	Honda CBR1000
48		Nicky WILSON	5	3	3.62 miles	Suzuki GSXR 1000
26		Josh WAINWRIGHT	8	2	2.41 miles	Honda CBR1000
48		Nicky WILSON	10	1	1.20 miles	Suzuki GSXR 1000
26		Josh WAINWRIGHT	11	5	6.03 miles	Honda CBR1000

### Flag History

TYPE	TIME OF DAY
GREEN	12:17:36.606
FINISH	12:29:50.033

### Flag Statistics

TYPE	COUNT	TOTAL LAPS	TOTAL TIME
Green	1	15	13:05.419
Red	0	0	0.000
Safety Car	0	0	0.000
FCY	0	0	0.000

# BMCRC - MRO Championships 2023 - Rnd 8 @ Brands Hatch Indy

Reactive Parts MRO Powerbikes inc Clubman 1000

## RACE 8 - STATISTICS

CLASS :

11 Starters

### Fastest Lap History

NO	NAME	LAP TIME	TIME OF DAY	LAP	VEHICLE
26	Josh WAINWRIGHT	48.504	12:19:19.228	2	Honda CBR1000
26	Josh WAINWRIGHT	48.137	12:20:07.366	3	Honda CBR1000
26	Josh WAINWRIGHT	48.002	12:20:55.368	4	Honda CBR1000
26	Josh WAINWRIGHT	47.965	12:27:24.048	12	Honda CBR1000

### Leader History

NO	NAME	FROM LAP	LAPS LED	DISTANCE	VEHICLE
134	Donald GILBERT	1	1	1.20 miles	Suzuki GSXR1000
26	Josh WAINWRIGHT	2	3	3.62 miles	Honda CBR1000
48	Nicky WILSON	5	3	3.62 miles	Suzuki GSXR 1000
26	Josh WAINWRIGHT	8	2	2.41 miles	Honda CBR1000
48	Nicky WILSON	10	1	1.20 miles	Suzuki GSXR 1000
26	Josh WAINWRIGHT	11	5	6.03 miles	Honda CBR1000

# BMCRC - MRO Championships 2023 - Rnd 8 @ Brands Hatch Indy

Reactive Parts MRO Powerbikes inc Clubman 1000

## RACE 8 - STATISTICS

CLASS : C

8 Starters

### Fastest Lap History

NO	NAME	LAP TIME	TIME OF DAY	LAP	VEHICLE
37	Clayton GROVER	<b>49.673</b>	12:19:21.520	2	Yamaha R1
37	Clayton GROVER	<b>49.445</b>	12:20:10.964	3	Yamaha R1
37	Clayton GROVER	<b>49.322</b>	12:21:00.286	4	Yamaha R1
37	Clayton GROVER	<b>49.143</b>	12:22:38.931	6	Yamaha R1

### Leader History

NO	NAME	FROM LAP	LAPS LED	DISTANCE	VEHICLE
37	Clayton GROVER	1	15	18.11 miles	Yamaha R1

**BMCRC - MRO Championships 2023 - Rnd 8 @ Brands Hatch Indy**

**Reactive Parts MRO Powerbikes inc Clubman 1000**

**RACE 19 - GRID (15 Laps)**



ROW 7	21	91	Chris TAYLOR	20	78	Jamie THOMAS	19	274	Stewart LATIMER	55.852
ROW 6	18	261	Roberto Di GREGORIO	17	744	Gary ANDERSON	16	10	Daniel MERCER	51.941
ROW 5	15	333	Andrew HOUGHTON	14	229	David JAMES	13	46	Simon GATES	51.748
ROW 4	12	39	Austen WEBSTER	11	184	Martyn DELLOW	10	30	Alex PENRICE	50.060
ROW 3	9	224	Lee HEALEY	8	53	Seamus McGLYNN	7	17	Phil BAKER	49.262
ROW 2	6	37	Clayton GROVER	5	134	Donald GILBERT	4	188	Dawid KRAWIECKI	48.925
ROW 1	3	2	Peter BAKER	2	48	Nicky WILSON	1	26	Josh WAINWRIGHT	47.965
<b>Pole</b>										

Brands Hatch Indy: 1.2079 miles

These results are provisional until the conclusion of any judicial and technical matters.

Clerk Of Course :	Stewards :	Timekeeper : <i>Craig Smith</i>
-------------------	------------	------------------------------------

Results can be found at [www.tsl-timing.com](http://www.tsl-timing.com)

Printed - 12:33 Sunday, 01 October 2023







# BMCRC - MRO Championships 2023 - Rnd 8 @ Brands Hatch Indy

## Reactive Parts MRO Powerbikes inc Clubman 1000



### RACE 19 - CLASSIFICATION

POS	NO	CL	PIC NAME	ENTRY	LAPS	TIME	GAP	DIFF	MPH	BEST	ON
1	26		1 Josh WAINWRIGHT	Honda CBR1000 - JW MOT Centre	15	12:12.221			89.08	47.758	3
2	134		2 Donald GILBERT	Suzuki GSXR1000 - S and N tyres	15	12:20.349	8.128	8.128	88.10	48.867	3
3	48		3 Nicky WILSON	Suzuki GSXR 1000 - Demon GP/Haslemere Motorcy	15	12:21.029	8.808	0.680	88.02	48.511	9
4	2		4 Peter BAKER	Kawasaki ZX10R - TJ & Peter Baker M/C	15	12:24.312	12.091	3.283	87.63	48.812	4
5	37	C	1 Clayton GROVER	Yamaha R1 - Grover stunts	15	12:30.225	18.004	5.913	86.94	49.018	2
6	53		5 Seamus McGLYNN	Yamaha R1 - S and d build and design Ltd	15	12:37.669	25.448	7.444	86.09	49.654	7
7	224	C	2 Lee HEALEY	Suzuki GSXR 1000R - Wilvin UK Ltd / Uniq3 Project	15	12:37.807	25.586	0.138	86.07	49.485	11
8	30	C	3 Alex PENRICE	Yamaha R1 - AP Motorcycles	15	12:53.089	40.868	15.282	84.37	50.618	3
9	184	C	4 Martyn DELLOW	Suzuki GSXR1000 - Kirdford Shotblasting	15	12:53.588	41.367	0.499	84.32	50.436	15
10	39		6 Austen WEBSTER	Kawasaki ZX10R - Ace Motorcycles	15	12:54.393	42.172	0.805	84.23	50.549	12
11	333		7 Andrew HOUGHTON	BMW S1000RR - Bahnstormer BMW	14	12:18.023	1 Lap	1 Lap	82.49	51.663	11
12	229	C	5 David JAMES	Yamaha R1 -	14	12:19.462	1 Lap	1.439	82.33	51.854	13
13	10		8 Daniel MERCER	Honda CBR1000RR - Merc&Co Racing	14	12:22.027	1 Lap	2.565	82.04	51.707	11

#### NOT CLASSIFIED

DNF	188		Dawid KRAWIECKI	Yamaha R1 - Code Blue LTD & D A East Electrical	10	8:16.557	5 Laps	4 Laps	87.57	48.782	3
DNF	274	C	Stewart LATIMER	Suzuki GSXR1000 R - Fat Bloke Racing RR	10	9:36.903	5 Laps	1:20.346	75.37	56.055	7
DNF	46	C	Simon GATES	Yamaha YZF R1 - T.A Roden LTD / Canine Plus Hyc	7	6:14.952	8 Laps	3 Laps	81.18	52.243	3
DNF	744		Gary ANDERSON	Honda 954RR - A&M MOT Services. Guildford	6	5:28.555	9 Laps	1 Lap	79.41	52.814	3
DNF	261	C	Roberto Di GREGORIO	Ducati 899 PANIGALE - Physio Healthy	3	2:47.583	12 Laps	3 Laps	77.84	53.264	3

#### FASTEST LAP

	26		Josh WAINWRIGHT	Honda CBR1000 - JW MOT Centre	3	47.758		91.05 mph		146.53 kph	
	37	C	Clayton GROVER	Yamaha R1 - Grover stunts	2	49.018		88.71 mph		142.77 kph	

Class - 92.5% of Race Speed = 82.39 mph  
 Class C - 92.5% of Race Speed = 80.41 mph

Weather / Track : Cloudy / Dry

These results are provisional until the conclusion of any judicial and technical matters.

Race Distance: 15 Laps / 18.11 miles

Brands Hatch Indy: 1.2079 miles

Date: 01/10/2023 Start: 16:14 Finish: 16:26

Clerk Of Course :

Stewards :

Timekeeper :

*Craig Smith*

Results can be found at [www.tsl-timing.com](http://www.tsl-timing.com)

Printed - 16:27 Sunday, 01 October 2023



# BMCRC - MRO Championships 2023 - Rnd 8 @ Brands Hatch Indy

## Reactive Parts MRO Powerbikes inc Clubman 1000

### RACE 19 - LAP CHART

LAP 1 @ 16:15:07.344			LAP 4 @ 16:17:31.088			LAP 11 @ 16:23:10.188			LAP 15 @ 16:26:26.593		
NO	BEHIND	LAP TIME	NO	BEHIND	LAP TIME	NO	BEHIND	LAP TIME	NO	BEHIND	LAP TIME
26		52.972	26		47.853	26		48.411	26		49.634
134	0.824	53.796	134	3.753	48.888	134	8.512	48.895	333	1 Lap	51.908
188	1.100	54.072	188	3.906	48.835	48	8.710	48.914	229	1 Lap	52.106
48	1.442	54.414	48	4.217	48.899	2	11.245	49.769	134	8.128	49.173
2	1.659	54.631	2	4.653	48.812	37	14.907	49.515	48	8.808	49.586
37	1.998	54.970	37	6.680	49.489	224	21.320	49.485	10	1 Lap	52.648
30	3.262	56.234	224	10.766	49.955	53	21.498	49.740	2	12.091	49.591
224	3.441	56.413	53	11.631	50.636	30	32.399	51.444	37	18.004	50.497
53	3.996	56.968	30	11.694	50.919	184	34.799	50.916	53	25.448	50.184
39	4.624	57.596	39	14.114	51.064	274	1 Lap	56.777	224	25.586	49.785
46	5.039	58.011	184	14.899	51.251	333	45.863	51.663	30	40.868	50.797
184	5.328	58.300	229	19.774	52.710	229	46.943	52.037	184	41.367	50.436
229	5.735	58.707	333	20.470	52.171	10	48.341	51.707	39	42.172	50.725
333	6.559	59.531	46	20.680	52.269						
10	7.070	1:00.042	10	21.039	52.118						
744	7.418	1:00.390	744	23.614	53.750						
261	7.933	1:00.905	274	37.770	57.491						
274	10.795	1:03.767									

LAP 2 @ 16:15:55.477			LAP 5 @ 16:18:19.358			LAP 8 @ 16:20:44.804			LAP 12 @ 16:23:58.604		
NO	BEHIND	LAP TIME	NO	BEHIND	LAP TIME	NO	BEHIND	LAP TIME	NO	BEHIND	LAP TIME
26		48.133	26		48.270	26		48.764	26		48.416
134	1.609	48.918	134	4.700	49.217	134	7.095	49.264	134	9.037	48.941
188	1.900	48.933	188	4.810	49.174	188	7.573	49.575	48	9.261	48.967
48	2.200	48.891	48	5.024	49.077	48	7.732	49.611	2	11.937	49.108
2	2.550	49.024	2	5.538	49.155	2	7.956	49.482	37	15.932	49.441
37	2.883	49.018	37	7.684	49.274	37	11.184	49.733	224	22.704	49.800
30	5.768	50.639	224	13.033	50.537	274	1 Lap	56.055	53	22.881	49.799
224	5.972	50.664	53	13.201	49.840	53	17.341	49.890	30	35.567	51.584
53	6.455	50.592	30	15.001	51.577	224	17.432	49.678	184	36.235	50.449
39	7.687	51.196	39	17.479	51.635	30	23.276	51.183	39	36.932	50.549
184	8.762	51.567	184	17.821	51.192	184	26.067	51.340			
229	10.032	52.430	229	24.138	52.634	39	26.625	51.467			
333	11.469	53.043	333	24.724	52.524	229	35.258	52.001			
46	11.779	54.873	46	25.059	52.649	333	35.618	51.949			
10	12.191	53.254	10	25.308	52.539	10	37.790	53.011			
744	12.661	53.376	744	29.550	54.206						
261	13.214	53.414	274	46.445	56.945						
274	19.361	56.699									

LAP 3 @ 16:16:43.235			LAP 6 @ 16:19:07.406			LAP 9 @ 16:21:33.326			LAP 13 @ 16:24:48.234		
NO	BEHIND	LAP TIME	NO	BEHIND	LAP TIME	NO	BEHIND	LAP TIME	NO	BEHIND	LAP TIME
26		47.758	26		48.048	26		48.522	26		49.630
134	2.718	48.867	134	5.956	49.304	134	7.519	48.946	333	1 Lap	52.253
188	2.924	48.782	188	6.107	49.345	48	7.721	48.511	229	1 Lap	52.743
48	3.171	48.729	48	6.312	49.336	188	8.245	49.194	10	1 Lap	53.419
2	3.694	48.902	2	6.613	49.123	2	8.600	49.166	134	8.391	48.984
37	5.044	49.919	37	9.063	49.427	37	12.707	50.045	48	8.559	48.928
30	8.628	50.618	53	15.195	50.042	53	18.682	49.863	2	11.620	49.313
224	8.664	50.450	224	15.492	50.507	224	18.882	49.972	37	15.881	49.579
53	8.848	50.151	30	18.204	51.251	274	1 Lap	56.217	53	23.491	50.240
39	10.903	50.974	184	20.687	50.914	30	26.101	51.347	224	23.886	50.812
184	11.501	50.497	39	21.161	51.730	184	28.822	51.277	30	37.240	51.303
229	14.917	52.643	229	28.409	52.319	39	29.284	51.181	184	38.250	51.645
333	16.152	52.441	333	28.785	52.109	229	38.890	52.154	39	38.432	51.130
46	16.264	52.243	46	29.346	52.335	333	38.960	51.864			
10	16.774	52.341	10	29.637	52.377	10	41.616	52.348			
744	17.717	52.814	744	35.521	54.019						
261	18.720	53.264									
274	28.132	56.529									

LAP 7 @ 16:19:56.040			LAP 10 @ 16:22:21.777			LAP 14 @ 16:25:36.959		
NO	BEHIND	LAP TIME	NO	BEHIND	LAP TIME	NO	BEHIND	LAP TIME
26		48.634	26		48.451	26		48.725
134	6.595	49.273	134	8.028	48.960	333	1 Lap	52.183
			48	8.207	48.937	229	1 Lap	51.854
			188	9.152	49.358	10	1 Lap	51.803
			2	9.887	49.738	134	8.589	48.923
			37	13.803	49.547	48	8.856	49.022
			53	20.169	49.938	2	12.134	49.239
			224	20.246	49.815	37	17.141	49.985
			30	29.366	51.716	53	24.898	50.132
			184	31.746	51.375	224	25.435	50.274
			39	32.294	51.461			

# BMCRC - MRO Championships 2023 - Rnd 8 @ Brands Hatch Indy

## Reactive Parts MRO Powerbikes inc Clubman 1000

### RACE 19 - POSITION CHART

No	Name	Lap															
		Pos	1	2	3	4	5	6	7	8	9	10	11	12	13	14	15
26	WAINWRIGHT	1	26	26	26	26	26	26	26	26	26	26	26	26	26	26	26
48	WILSON	2	134	134	134	134	134	134	134	134	134	134	134	134	134	134	134
2	BAKER	3	188	188	188	188	188	188	188	188	48	48	48	48	48	48	48
188	KRAWIECKI	4	48	48	48	48	48	48	48	48	188	188	2	2	2	2	2
134	GILBERT	5	2	2	2	2	2	2	2	2	2	2	37	37	37	37	37
37	GROVER	6	37	37	37	37	37	37	37	37	37	37	224	224	53	53	53
53	McGLYNN	7	30	30	30	224	224	53	53	53	53	53	53	53	224	224	224
224	HEALEY	8	224	224	224	53	53	224	224	224	224	224	30	30	30	30	30
30	PENRICE	9	53	53	53	30	30	30	30	30	30	30	184	184	184	184	184
184	DELLOW	10	39	39	39	39	39	184	184	184	184	184	39	39	39	39	39
39	WEBSTER	11	46	184	184	184	184	39	39	39	39	39	333	333	333	333	333
46	GATES	12	184	229	229	229	229	229	229	229	229	229	333	229	229	229	229
229	JAMES	13	229	333	333	333	333	333	333	333	333	229	10	10	10	10	10
333	HOUGHTON	14	333	46	46	46	46	46	46	46	10	10	10				
10	MERCER	15	10	10	10	10	10	10	10	10	274	274	274				
744	ANDERSON	16	744	744	744	744	744	744	744	274							
261	GREGORIO	17	261	261	261	274	274	274									
274	LATIMER	18	274	274	274												

# BMCRC - MRO Championships 2023 - Rnd 8 @ Brands Hatch Indy

## Reactive Parts MRO Powerbikes inc Clubman 1000

### RACE 19 - SECTOR ANALYSIS



SECTOR 1 = FL to I1, SECTOR 2 = I1 to FL, DIFF = Difference To Personal Best Lap, P = Crossed Finish Line in Pit Lane, D = Time Disallowed

P1 26		Josh WAINWRIGHT		Honda CBR1000 - JW MOT Centre		
IDEAL LAP TIME : 47.731		BEST LAP TIME : 47.758		DIFFERENCE : 0.027		
LAP	SECTOR 1	SECTOR 2	LAP TIME	MPH	DIFF	TIME OF DAY
1 -		19.299	52.972	82.09	5.214	16:15:07.344
2 -	29.087	<b>19.046</b>	48.133	90.34	0.375	16:15:55.477
3 -	<b>28.685</b>	19.073	<b>47.758 (1)</b>	<b>91.05</b>		<b>16:16:43.235</b>
4 -	28.746	19.107	47.853 (2)	90.87	0.095	16:17:31.088
5 -	29.120	19.150	48.270	90.08	0.512	16:18:19.358
6 -	28.968	19.080	48.048 (3)	90.50	0.290	16:19:07.406
7 -	29.296	19.338	48.634	89.41	0.876	16:19:56.040
8 -	29.333	19.431	48.764	89.17	1.006	16:20:44.804
9 -	29.159	19.363	48.522	89.62	0.764	16:21:33.326
10 -	29.186	19.265	48.451	89.75	0.693	16:22:21.777
11 -	29.057	19.354	48.411	89.82	0.653	16:23:10.188
12 -	29.119	19.297	48.416	89.81	0.658	16:23:58.604
13 -	29.679	19.951	49.630	87.62	1.872	16:24:48.234
14 -	29.267	19.458	48.725	89.24	0.967	16:25:36.959
15 -	29.872	19.762	49.634	87.61	1.876	16:26:26.593

P2 134		Donald GILBERT		Suzuki GSXR1000 - S and N tyres		
IDEAL LAP TIME : 48.713		BEST LAP TIME : 48.867		DIFFERENCE : 0.154		
LAP	SECTOR 1	SECTOR 2	LAP TIME	MPH	DIFF	TIME OF DAY
1 -		19.515	53.796	80.83	4.929	16:15:08.168
2 -	29.405	19.513	48.918	88.89	0.051	16:15:57.086
3 -	<b>29.286</b>	19.581	<b>48.867 (1)</b>	<b>88.98</b>		<b>16:16:45.953</b>
4 -	29.461	<b>19.427</b>	48.888 (2)	88.95	0.021	16:17:34.841
5 -	29.630	19.587	49.217	88.35	0.350	16:18:24.058
6 -	29.723	19.581	49.304	88.19	0.437	16:19:13.362
7 -	29.452	19.821	49.273	88.25	0.406	16:20:02.635
8 -	29.699	19.565	49.264	88.27	0.397	16:20:51.899
9 -	29.382	19.564	48.946	88.84	0.079	16:21:40.845
10 -	29.428	19.532	48.960	88.81	0.093	16:22:29.805
11 -	29.427	19.468	48.895 (3)	88.93	0.028	16:23:18.700
12 -	29.449	19.492	48.941	88.85	0.074	16:24:07.641
13 -	29.343	19.641	48.984	88.77	0.117	16:24:56.625
14 -	29.332	19.591	48.923	88.88	0.056	16:25:45.548
15 -	29.503	19.670	49.173	88.43	0.306	16:26:34.721

P3 48		Nicky WILSON		Suzuki GSXR 1000 - Demon GP/Haslemere Motorcycles		
IDEAL LAP TIME : 48.511		BEST LAP TIME : 48.511		DIFFERENCE : 0.000		
LAP	SECTOR 1	SECTOR 2	LAP TIME	MPH	DIFF	TIME OF DAY
1 -		19.607	54.414	79.91	5.903	16:15:08.786
2 -	29.338	19.553	48.891 (3)	88.94	0.380	16:15:57.677
3 -	29.283	19.446	48.729 (2)	89.24	0.218	16:16:46.406
4 -	29.341	19.558	48.899	88.93	0.388	16:17:35.305
5 -	29.589	19.488	49.077	88.60	0.566	16:18:24.382
6 -	29.715	19.621	49.336	88.14	0.825	16:19:13.718
7 -	29.495	19.712	49.207	88.37	0.696	16:20:02.925
8 -	29.703	19.908	49.611	87.65	1.100	16:20:52.536
9 -	<b>29.076</b>	<b>19.435</b>	<b>48.511 (1)</b>	<b>89.64</b>		<b>16:21:41.047</b>
10 -	29.305	19.632	48.937	88.86	0.426	16:22:29.984
11 -	29.367	19.547	48.914	88.90	0.403	16:23:18.898
12 -	29.368	19.599	48.967	88.80	0.456	16:24:07.865
13 -	29.243	19.685	48.928	88.87	0.417	16:24:56.793
14 -	29.330	19.692	49.022	88.70	0.511	16:25:45.815
15 -	29.617	19.969	49.586	87.69	1.075	16:26:35.401

# BMCRC - MRO Championships 2023 - Rnd 8 @ Brands Hatch Indy

## Reactive Parts MRO Powerbikes inc Clubman 1000

### RACE 19 - SECTOR ANALYSIS



SECTOR 1 = FL to I1, SECTOR 2 = I1 to FL, DIFF = Difference To Personal Best Lap, P = Crossed Finish Line in Pit Lane, D = Time Disallowed

P4 2		Peter BAKER		Kawasaki ZX10R - TJ & Peter Baker M/C		
IDEAL LAP TIME : 48.639		BEST LAP TIME : 48.812		DIFFERENCE : 0.173		
LAP	SECTOR 1	SECTOR 2	LAP TIME	MPH	DIFF	TIME OF DAY
1 -		19.475	54.631	79.59	5.819	16:15:09.003
2 -	29.620	<b>19.404</b>	49.024 (3)	88.70	0.212	16:15:58.027
3 -	29.423	19.479	48.902 (2)	88.92	0.090	16:16:46.929
4 -	<b>29.235</b>	19.577	<b>48.812 (1)</b>	<b>89.08</b>		<b>16:17:35.741</b>
5 -	29.595	19.560	49.155	88.46	0.343	16:18:24.896
6 -	29.488	19.635	49.123	88.52	0.311	16:19:14.019
7 -	29.562	19.697	49.259	88.28	0.447	16:20:03.278
8 -	29.744	19.738	49.482	87.88	0.670	16:20:52.760
9 -	29.639	19.527	49.166	88.44	0.354	16:21:41.926
10 -	30.060	19.678	49.738	87.43	0.926	16:22:31.664
11 -	29.377	20.392	49.769	87.37	0.957	16:23:21.433
12 -	29.484	19.624	49.108	88.55	0.296	16:24:10.541
13 -	29.587	19.726	49.313	88.18	0.501	16:24:59.854
14 -	29.447	19.792	49.239	88.31	0.427	16:25:49.093
15 -	29.662	19.929	49.591	87.68	0.779	16:26:38.684

P5 37 C		Clayton GROVER		Yamaha R1 - Grover stunts		
IDEAL LAP TIME : 49.018		BEST LAP TIME : 49.018		DIFFERENCE : 0.000		
LAP	SECTOR 1	SECTOR 2	LAP TIME	MPH	DIFF	TIME OF DAY
1 -		19.611	54.970	79.10	5.952	16:15:09.342
2 -	<b>29.539</b>	<b>19.479</b>	<b>49.018 (1)</b>	<b>88.71</b>		<b>16:15:58.360</b>
3 -	30.174	19.745	49.919	87.11	0.901	16:16:48.279
4 -	29.898	19.591	49.489	87.87	0.471	16:17:37.768
5 -	29.623	19.651	49.274 (2)	88.25	0.256	16:18:27.042
6 -	29.791	19.636	49.427 (3)	87.98	0.409	16:19:16.469
7 -	30.092	19.694	49.786	87.34	0.768	16:20:06.255
8 -	30.106	19.627	49.733	87.43	0.715	16:20:55.988
9 -	30.222	19.823	50.045	86.89	1.027	16:21:46.033
10 -	29.854	19.693	49.547	87.76	0.529	16:22:35.580
11 -	29.901	19.614	49.515	87.82	0.497	16:23:25.095
12 -	29.774	19.667	49.441	87.95	0.423	16:24:14.536
13 -	29.655	19.924	49.579	87.71	0.561	16:25:04.115
14 -	30.145	19.840	49.985	86.99	0.967	16:25:54.100
15 -	29.926	20.571	50.497	86.11	1.479	16:26:44.597

P6 53		Seamus McGLYNN		Yamaha R1 - S and d build and design Ltd		
IDEAL LAP TIME : 49.537		BEST LAP TIME : 49.654		DIFFERENCE : 0.117		
LAP	SECTOR 1	SECTOR 2	LAP TIME	MPH	DIFF	TIME OF DAY
1 -		20.300	56.968	76.33	7.314	16:15:11.340
2 -	30.549	20.043	50.592	85.95	0.938	16:16:01.932
3 -	30.224	19.927	50.151	86.71	0.497	16:16:52.083
4 -	30.776	19.860	50.636	85.87	0.982	16:17:42.719
5 -	30.128	19.712	49.840	87.25	0.186	16:18:32.559
6 -	30.243	19.799	50.042	86.89	0.388	16:19:22.601
7 -	<b>29.903</b>	19.751	<b>49.654 (1)</b>	<b>87.57</b>		<b>16:20:12.255</b>
8 -	29.985	19.905	49.890	87.16	0.236	16:21:02.145
9 -	30.023	19.840	49.863	87.21	0.209	16:21:52.008
10 -	29.958	19.980	49.938	87.08	0.284	16:22:41.946
11 -	30.106	<b>19.634</b>	49.740 (2)	87.42	0.086	16:23:31.686
12 -	29.942	19.857	49.799 (3)	87.32	0.145	16:24:21.485
13 -	30.134	20.106	50.240	86.55	0.586	16:25:11.725
14 -	30.059	20.073	50.132	86.74	0.478	16:26:01.857
15 -	30.065	20.119	50.184	86.65	0.530	16:26:52.041

# BMCRC - MRO Championships 2023 - Rnd 8 @ Brands Hatch Indy

## Reactive Parts MRO Powerbikes inc Clubman 1000

### RACE 19 - SECTOR ANALYSIS



SECTOR 1 = FL to I1, SECTOR 2 = I1 to FL, DIFF = Difference To Personal Best Lap, P = Crossed Finish Line in Pit Lane, D = Time Disallowed

P7 224 C		Lee HEALEY		Suzuki GSXR 1000R - Wilvin UK Ltd / Uniq3 Projects Ltd			
IDEAL LAP TIME : 49.386		BEST LAP TIME : 49.485		DIFFERENCE : 0.099			
LAP	SECTOR 1	SECTOR 2	LAP TIME	MPH	DIFF	TIME OF DAY	
1 -		20.016	56.413	77.08	6.928	16:15:10.785	
2 -	30.467	20.197	50.664	85.83	1.179	16:16:01.449	
3 -	30.443	20.007	50.450	86.19	0.965	16:16:51.899	
4 -	30.276	19.679	49.955	87.05	0.470	16:17:41.854	
5 -	30.840	19.697	50.537	86.04	1.052	16:18:32.391	
6 -	30.724	19.783	50.507	86.09	1.022	16:19:22.898	
7 -	30.087	19.573	49.660 (2)	87.56	0.175	16:20:12.558	
8 -	30.087	19.591	49.678 (3)	87.53	0.193	16:21:02.236	
9 -	30.437	<b>19.535</b>	49.972	87.02	0.487	16:21:52.208	
10 -	30.095	19.720	49.815	87.29	0.330	16:22:42.023	
<b>11 -</b>	<b>29.851</b>	19.634	<b>49.485 (1)</b>	<b>87.87</b>		<b>16:23:31.508</b>	
12 -	29.966	19.834	49.800	87.32	0.315	16:24:21.308	
13 -	30.975	19.837	50.812	85.58	1.327	16:25:12.120	
14 -	30.438	19.836	50.274	86.49	0.789	16:26:02.394	
15 -	30.023	19.762	49.785	87.34	0.300	16:26:52.179	

P8 30 C		Alex PENRICE		Yamaha R1 - AP Motorcycles			
IDEAL LAP TIME : 50.584		BEST LAP TIME : 50.618		DIFFERENCE : 0.034			
LAP	SECTOR 1	SECTOR 2	LAP TIME	MPH	DIFF	TIME OF DAY	
1 -		20.173	56.234	77.33	5.616	16:15:10.606	
2 -	<b>30.519</b>	20.120	50.639 (2)	85.87	0.021	16:16:01.245	
<b>3 -</b>	<b>30.523</b>	20.095	<b>50.618 (1)</b>	<b>85.91</b>		<b>16:16:51.863</b>	
4 -	30.854	<b>20.065</b>	50.919	85.40	0.301	16:17:42.782	
5 -	31.075	20.502	51.577	84.31	0.959	16:18:34.359	
6 -	30.820	20.431	51.251	84.84	0.633	16:19:25.610	
7 -	30.878	20.409	51.287	84.78	0.669	16:20:16.897	
8 -	30.961	20.222	51.183	84.96	0.565	16:21:08.080	
9 -	30.778	20.569	51.347	84.69	0.729	16:21:59.427	
10 -	31.259	20.457	51.716	84.08	1.098	16:22:51.143	
11 -	30.995	20.449	51.444	84.53	0.826	16:23:42.587	
12 -	31.118	20.466	51.584	84.30	0.966	16:24:34.171	
13 -	31.062	20.241	51.303	84.76	0.685	16:25:25.474	
14 -	30.801	20.389	51.190	84.95	0.572	16:26:16.664	
15 -	30.722	20.075	50.797 (3)	85.60	0.179	16:27:07.461	

P9 184 C		Martyn DELLOW		Suzuki GSXR1000 - Kirdford Shotblasting			
IDEAL LAP TIME : 50.184		BEST LAP TIME : 50.436		DIFFERENCE : 0.252			
LAP	SECTOR 1	SECTOR 2	LAP TIME	MPH	DIFF	TIME OF DAY	
1 -		20.610	58.300	74.58	7.864	16:15:12.672	
2 -	31.155	20.412	51.567	84.32	1.131	16:16:04.239	
3 -	30.339	20.158	50.497 (3)	86.11	0.061	16:16:54.736	
4 -	30.766	20.485	51.251	84.84	0.815	16:17:45.987	
5 -	30.942	20.250	51.192	84.94	0.756	16:18:37.179	
6 -	30.520	20.394	50.914	85.41	0.478	16:19:28.093	
7 -	30.976	20.462	51.438	84.54	1.002	16:20:19.531	
8 -	31.039	20.301	51.340	84.70	0.904	16:21:10.871	
9 -	30.832	20.445	51.277	84.80	0.841	16:22:02.148	
10 -	30.670	20.705	51.375	84.64	0.939	16:22:53.523	
11 -	30.847	20.020	50.867	85.48	0.431	16:23:44.390	
12 -	30.484	<b>19.965</b>	50.449 (2)	86.19	0.013	16:24:34.839	
13 -	31.116	20.529	51.645	84.20	1.209	16:25:26.484	
14 -	30.852	20.188	51.040	85.19	0.604	16:26:17.524	
<b>15 -</b>	<b>30.219</b>	20.217	<b>50.436 (1)</b>	<b>86.22</b>		<b>16:27:07.960</b>	

# BMCRC - MRO Championships 2023 - Rnd 8 @ Brands Hatch Indy

## Reactive Parts MRO Powerbikes inc Clubman 1000

### RACE 19 - SECTOR ANALYSIS



SECTOR 1 = FL to I1, SECTOR 2 = I1 to FL, DIFF = Difference To Personal Best Lap, P = Crossed Finish Line in Pit Lane, D = Time Disallowed

P10 39		Austen WEBSTER		Kawasaki ZX10R - Ace Motorcycles		
IDEAL LAP TIME : 50.537		BEST LAP TIME : 50.549		DIFFERENCE : 0.012		
LAP	SECTOR 1	SECTOR 2	LAP TIME	MPH	DIFF	TIME OF DAY
1 -		20.549	57.596	75.50	7.047	16:15:11.968
2 -	30.844	20.352	51.196	84.94	0.647	16:16:03.164
3 -	30.772	20.202	50.974	85.31	0.425	16:16:54.138
4 -	30.656	20.408	51.064	85.15	0.515	16:17:45.202
5 -	31.186	20.449	51.635	84.21	1.086	16:18:36.837
6 -	30.826	20.904	51.730	84.06	1.181	16:19:28.567
7 -	31.167	20.228	51.395	84.61	0.846	16:20:19.962
8 -	31.229	20.238	51.467	84.49	0.918	16:21:11.429
9 -	30.852	20.329	51.181	84.96	0.632	16:22:02.610
10 -	<b>30.511</b>	20.950	51.461	84.50	0.912	16:22:54.071
11 -	30.847	20.069	50.916 (3)	85.40	0.367	16:23:44.987
12 -	30.523	<b>20.026</b>	<b>50.549 (1)</b>	<b>86.02</b>		<b>16:24:35.536</b>
13 -	30.763	20.367	51.130	85.04	0.581	16:25:26.666
14 -	31.244	20.130	51.374	84.64	0.825	16:26:18.040
15 -	30.641	20.084	50.725 (2)	85.72	0.176	16:27:08.765

P11 333		Andrew HOUGHTON		BMW S1000RR - Bahnstormer BMW		
IDEAL LAP TIME : 51.588		BEST LAP TIME : 51.663		DIFFERENCE : 0.075		
LAP	SECTOR 1	SECTOR 2	LAP TIME	MPH	DIFF	TIME OF DAY
1 -		21.013	59.531	73.04	7.868	16:15:13.903
2 -	32.026	21.017	53.043	81.98	1.380	16:16:06.946
3 -	31.542	20.899	52.441	82.92	0.778	16:16:59.387
4 -	31.388	20.783	52.171	83.35	0.508	16:17:51.558
5 -	31.796	20.728	52.524	82.79	0.861	16:18:44.082
6 -	31.418	20.691	52.109	83.45	0.446	16:19:36.191
7 -	31.646	20.636	52.282	83.17	0.619	16:20:28.473
8 -	31.420	20.529	51.949	83.70	0.286	16:21:20.422
9 -	31.449	<b>20.415</b>	51.864 (2)	83.84	0.201	16:22:12.286
10 -	31.613	20.489	52.102	83.46	0.439	16:23:04.388
11 -	<b>31.173</b>	20.490	<b>51.663 (1)</b>	<b>84.17</b>		<b>16:23:56.051</b>
12 -	31.389	20.864	52.253	83.22	0.590	16:24:48.304
13 -	31.469	20.714	52.183	83.33	0.520	16:25:40.487
14 -	31.357	20.551	51.908 (3)	83.77	0.245	16:26:32.395

P12 229 C		David JAMES		Yamaha R1 -		
IDEAL LAP TIME : 51.595		BEST LAP TIME : 51.854		DIFFERENCE : 0.259		
LAP	SECTOR 1	SECTOR 2	LAP TIME	MPH	DIFF	TIME OF DAY
1 -		21.019	58.707	74.07	6.853	16:15:13.079
2 -	31.354	21.076	52.430	82.94	0.576	16:16:05.509
3 -	31.679	20.964	52.643	82.60	0.789	16:16:58.152
4 -	31.795	20.915	52.710	82.50	0.856	16:17:50.862
5 -	31.703	20.931	52.634	82.61	0.780	16:18:43.496
6 -	31.533	20.786	52.319	83.11	0.465	16:19:35.815
7 -	31.422	20.824	52.246	83.23	0.392	16:20:28.061
8 -	<b>31.067</b>	20.934	52.001 (2)	83.62	0.147	16:21:20.062
9 -	31.393	20.761	52.154	83.38	0.300	16:22:12.216
10 -	32.140	20.738	52.878	82.23	1.024	16:23:05.094
11 -	31.086	20.951	52.037 (3)	83.56	0.183	16:23:57.131
12 -	31.502	21.241	52.743	82.44	0.889	16:24:49.874
13 -	31.326	<b>20.528</b>	<b>51.854 (1)</b>	<b>83.86</b>		<b>16:25:41.728</b>
14 -	31.494	20.612	52.106	83.45	0.252	16:26:33.834

# BMCRC - MRO Championships 2023 - Rnd 8 @ Brands Hatch Indy

Reactive Parts MRO Powerbikes inc Clubman 1000

## RACE 19 - SECTOR ANALYSIS



SECTOR 1 = FL to I1, SECTOR 2 = I1 to FL, DIFF = Difference To Personal Best Lap, P = Crossed Finish Line in Pit Lane, D = Time Disallowed

P13 10		Daniel MERCER		Honda CBR1000RR - Merc&Co Racing		
IDEAL LAP TIME : 51.707		BEST LAP TIME : 51.707		DIFFERENCE : 0.000		
LAP	SECTOR 1	SECTOR 2	LAP TIME	MPH	DIFF	TIME OF DAY
1 -		21.070	1:00.042	72.42	8.335	16:15:14.414
2 -	32.211	21.043	53.254	81.65	1.547	16:16:07.668
3 -	31.775	20.566	52.341	83.08	0.634	16:17:00.009
4 -	31.633	20.485	52.118	83.43	0.411	16:17:52.127
5 -	31.936	20.603	52.539	82.76	0.832	16:18:44.666
6 -	31.883	20.494	52.377	83.02	0.670	16:19:37.043
7 -	32.074	20.466	52.540	82.76	0.833	16:20:29.583
8 -	32.122	20.889	53.011	82.03	1.304	16:21:22.594
9 -	31.744	20.604	52.348	83.07	0.641	16:22:14.942
10 -	31.491	20.389	51.880 (3)	83.82	0.173	16:23:06.822
11 -	<b>31.357</b>	<b>20.350</b>	<b>51.707 (1)</b>	<b>84.10</b>		<b>16:23:58.529</b>
12 -	32.527	20.892	53.419	81.40	1.712	16:24:51.948
13 -	31.359	20.444	51.803 (2)	83.94	0.096	16:25:43.751
14 -	31.526	21.122	52.648	82.59	0.941	16:26:36.399

P14 188		Dawid KRAWIECKI		Yamaha R1 - Code Blue LTD & D A East Electrical		
IDEAL LAP TIME : 48.722		BEST LAP TIME : 48.782		DIFFERENCE : 0.060		
LAP	SECTOR 1	SECTOR 2	LAP TIME	MPH	DIFF	TIME OF DAY
1 -		19.490	54.072	80.42	5.290	16:15:08.444
2 -	29.519	<b>19.414</b>	48.933 (3)	88.86	0.151	16:15:57.377
3 -	<b>29.308</b>	19.474	<b>48.782 (1)</b>	<b>89.14</b>		<b>16:16:46.159</b>
4 -	29.388	19.447	48.835 (2)	89.04	0.053	16:17:34.994
5 -	29.653	19.521	49.174	88.43	0.392	16:18:24.168
6 -	29.715	19.630	49.345	88.12	0.563	16:19:13.513
7 -	29.489	19.800	49.289	88.22	0.507	16:20:02.802
8 -	29.700	19.875	49.575	87.71	0.793	16:20:52.377
9 -	29.671	19.523	49.194	88.39	0.412	16:21:41.571
10 -	29.529	19.829	49.358	88.10	0.576	16:22:30.929

P15 274 C		Stewart LATIMER		Suzuki GSXR1000 R - Fat Bloke Racing RR		
IDEAL LAP TIME : 55.963		BEST LAP TIME : 56.055		DIFFERENCE : 0.092		
LAP	SECTOR 1	SECTOR 2	LAP TIME	MPH	DIFF	TIME OF DAY
1 -		23.017	1:03.767	68.19	7.712	16:15:18.139
2 -	34.235	22.464	56.699	76.69	0.644	16:16:14.838
3 -	34.059	22.470	56.529 (3)	76.92	0.474	16:17:11.367
4 -	34.681	22.810	57.491	75.63	1.436	16:18:08.858
5 -	34.259	22.686	56.945	76.36	0.890	16:19:05.803
6 -	34.551	23.815	58.366	74.50	2.311	16:20:04.169
7 -	33.761	<b>22.294</b>	<b>56.055 (1)</b>	<b>77.57</b>		<b>16:21:00.224</b>
8 -	<b>33.669</b>	22.548	56.217 (2)	77.35	0.162	16:21:56.441
9 -	34.855	23.202	58.057	74.90	2.002	16:22:54.498
10 -	34.265	22.512	56.777	76.59	0.722	16:23:51.275

P16 46 C		Simon GATES		Yamaha YZF R1 - T.A Roden LTD / Canine Plus Hydro		
IDEAL LAP TIME : 51.980		BEST LAP TIME : 52.243		DIFFERENCE : 0.263		
LAP	SECTOR 1	SECTOR 2	LAP TIME	MPH	DIFF	TIME OF DAY
1 -		20.617	58.011	74.96	5.768	16:15:12.383
2 -	33.859	21.014	54.873	79.24	2.630	16:16:07.256
3 -	<b>31.406</b>	20.837	<b>52.243 (1)</b>	<b>83.23</b>		<b>16:16:59.499</b>
4 -	31.485	20.784	52.269 (2)	83.19	0.026	16:17:51.768
5 -	31.779	20.870	52.649	82.59	0.406	16:18:44.417
6 -	31.524	20.811	52.335 (3)	83.09	0.092	16:19:36.752
7 -	31.998	<b>20.574</b>	52.572	82.71	0.329	16:20:29.324



# BMCRC - MRO Championships 2023 - Rnd 8 @ Brands Hatch Indy

Reactive Parts MRO Powerbikes inc Clubman 1000

## RACE 19 - SECTOR ANALYSIS



SECTOR 1 = FL to I1, SECTOR 2 = I1 to FL, DIFF = Difference To Personal Best Lap, P = Crossed Finish Line in Pit Lane, D = Time Disallowed

<b>P17 744 Gary ANDERSON</b>		Honda 954RR - A&M MOT Services. Guildford				
IDEAL LAP TIME : 52.814		BEST LAP TIME : 52.814		DIFFERENCE : 0.000		
LAP	SECTOR 1	SECTOR 2	LAP TIME	MPH	DIFF	TIME OF DAY
1 -		21.293	1:00.390	72.00	7.576	16:15:14.762
2 -	32.592	20.784	53.376 (2)	81.47	0.562	16:16:08.138
3 -	<b>32.040</b>	<b>20.774</b>	<b>52.814 (1)</b>	<b>82.33</b>		<b>16:17:00.952</b>
4 -	32.538	21.212	53.750 (3)	80.90	0.936	16:17:54.702
5 -	32.673	21.533	54.206	80.22	1.392	16:18:48.908
6 -	32.571	21.448	54.019	80.50	1.205	16:19:42.927

<b>P18 261 C Roberto Di GREGORIO</b>		Ducati 899 PANIGALE - Physio Healthy				
IDEAL LAP TIME : 53.087		BEST LAP TIME : 53.264		DIFFERENCE : 0.177		
LAP	SECTOR 1	SECTOR 2	LAP TIME	MPH	DIFF	TIME OF DAY
1 -		21.348	1:00.905	71.39	7.641	16:15:15.277
2 -	32.500	<b>20.914</b>	53.414 (2)	81.41	0.150	16:16:08.691
3 -	<b>32.173</b>	21.091	<b>53.264 (1)</b>	<b>81.64</b>		<b>16:17:01.955</b>

# BMCRC - MRO Championships 2023 - Rnd 8 @ Brands Hatch Indy

## Reactive Parts MRO Powerbikes inc Clubman 1000

### RACE 19 - BEST SECTORS

SECTOR 1			SECTOR 2			IDEAL / BEST COMPARISON						
POS	NO	NAME	TIME	NO	NAME	TIME	POS	NO	NAME	IDEAL	BEST	DIFF
									<b>PERFECT LAP</b>	<b>47.731</b>		
1	26	WAINWRIGHT	28.685	26	WAINWRIGHT	19.046	1	26	WAINWRIGHT	47.731	47.758	0.027
2	48	WILSON	29.076	2	BAKER	19.404	2	48	WILSON	48.511	48.511	0.000
3	2	BAKER	29.235	188	KRAWIECKI	19.414	3	2	BAKER	48.639	48.812	0.173
4	134	GILBERT	29.286	134	GILBERT	19.427	4	134	GILBERT	48.713	48.867	0.154
5	188	KRAWIECKI	29.308	48	WILSON	19.435	5	188	KRAWIECKI	48.722	48.782	0.060
6	37	GROVER	29.539	37	GROVER	19.479	6	37	GROVER	49.018	49.018	0.000
7	224	HEALEY	29.851	224	HEALEY	19.535	7	224	HEALEY	49.386	49.485	0.099
8	53	McGLYNN	29.903	53	McGLYNN	19.634	8	53	McGLYNN	49.537	49.654	0.117
9	184	DELLOW	30.219	184	DELLOW	19.965	9	184	DELLOW	50.184	50.436	0.252
10	39	WEBSTER	30.511	39	WEBSTER	20.026	10	39	WEBSTER	50.537	50.549	0.012
11	30	PENRICE	30.519	30	PENRICE	20.065	11	30	PENRICE	50.584	50.618	0.034
12	229	JAMES	31.067	10	MERCER	20.350	12	333	HOUGHTON	51.588	51.663	0.075
13	333	HOUGHTON	31.173	333	HOUGHTON	20.415	13	229	JAMES	51.595	51.854	0.259
14	10	MERCER	31.357	229	JAMES	20.528	14	10	MERCER	51.707	51.707	0.000
15	46	GATES	31.406	46	GATES	20.574	15	46	GATES	51.980	52.243	0.263
16	744	ANDERSON	32.040	744	ANDERSON	20.774	16	744	ANDERSON	52.814	52.814	0.000
17	261	GREGORIO	32.173	261	GREGORIO	20.914	17	261	GREGORIO	53.087	53.264	0.177
18	274	LATIMER	33.669	274	LATIMER	22.294	18	274	LATIMER	55.963	56.055	0.092

# BMCRC - MRO Championships 2023 - Rnd 8 @ Brands Hatch Indy

## Reactive Parts MRO Powerbikes inc Clubman 1000

### RACE 19 - STATISTICS

**Competitors Started** 18  
**Planned Start** 2023-10-01 @ 16:20:00.000  
**Actual Start** 2023-10-01 @ 16:14:14.371  
**Finish Time** 2023-10-01 @ 16:26:26.592  
**Track Length** 1.2079mi.  
**Total Laps** 228  
**Total Distance Covered** 275.4115mi.

#### Session Fastest Lap History

NO	CL	NAME	LAP TIME	TIME OF DAY	LAP	VEHICLE
26		Josh WAINWRIGHT	<b>48.133</b>	16:15:55.499	2	Honda CBR1000
26		Josh WAINWRIGHT	<b>47.758</b>	16:16:43.257	3	Honda CBR1000

#### Session Leader History

NO	CL	NAME	FROM LAP	LAPS LED	DISTANCE	VEHICLE
26		Josh WAINWRIGHT	1	15	18.11 miles	Honda CBR1000

#### Flag History

TYPE	TIME OF DAY
GREEN	16:14:14.371
FINISH	16:26:26.592

#### Flag Statistics

TYPE	COUNT	TOTAL LAPS	TOTAL TIME
Green	1	15	13:01.338
Red	0	0	0.000
Safety Car	0	0	0.000
FCY	0	0	0.000

# BMCRC - MRO Championships 2023 - Rnd 8 @ Brands Hatch Indy

Reactive Parts MRO Powerbikes inc Clubman 1000

## RACE 19 - STATISTICS

CLASS :

10 Starters

### Fastest Lap History

NO	NAME	LAP TIME	TIME OF DAY	LAP	VEHICLE
26	Josh WAINWRIGHT	48.133	16:15:55.499	2	Honda CBR1000
26	Josh WAINWRIGHT	47.758	16:16:43.257	3	Honda CBR1000

### Leader History

NO	NAME	FROM LAP	LAPS LED	DISTANCE	VEHICLE
26	Josh WAINWRIGHT	1	15	18.11 miles	Honda CBR1000

# BMCRC - MRO Championships 2023 - Rnd 8 @ Brands Hatch Indy

Reactive Parts MRO Powerbikes inc Clubman 1000

## RACE 19 - STATISTICS

**CLASS : C**

8 Starters

### Fastest Lap History

NO	NAME	LAP TIME	TIME OF DAY	LAP	VEHICLE
37	Clayton GROVER	<b>49.018</b>	16:15:58.368	2	Yamaha R1

### Leader History

NO	NAME	FROM LAP	LAPS LED	DISTANCE	VEHICLE
37	Clayton GROVER	1	15	18.11 miles	Yamaha R1



# L & W CONTRACTORS

## BMCRC ROOKIE 600 & 1000



BMCRC-MRO Championships - Round 8  
Brands Hatch Indy  
30<sup>th</sup> September / 1<sup>st</sup> October 2023



Timing & Results Provided by Timing Solutions Ltd

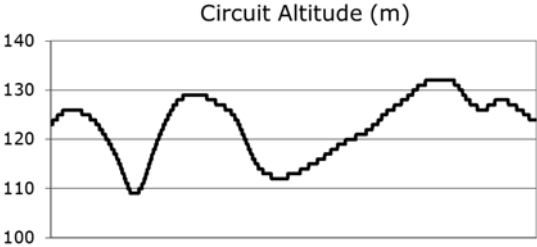
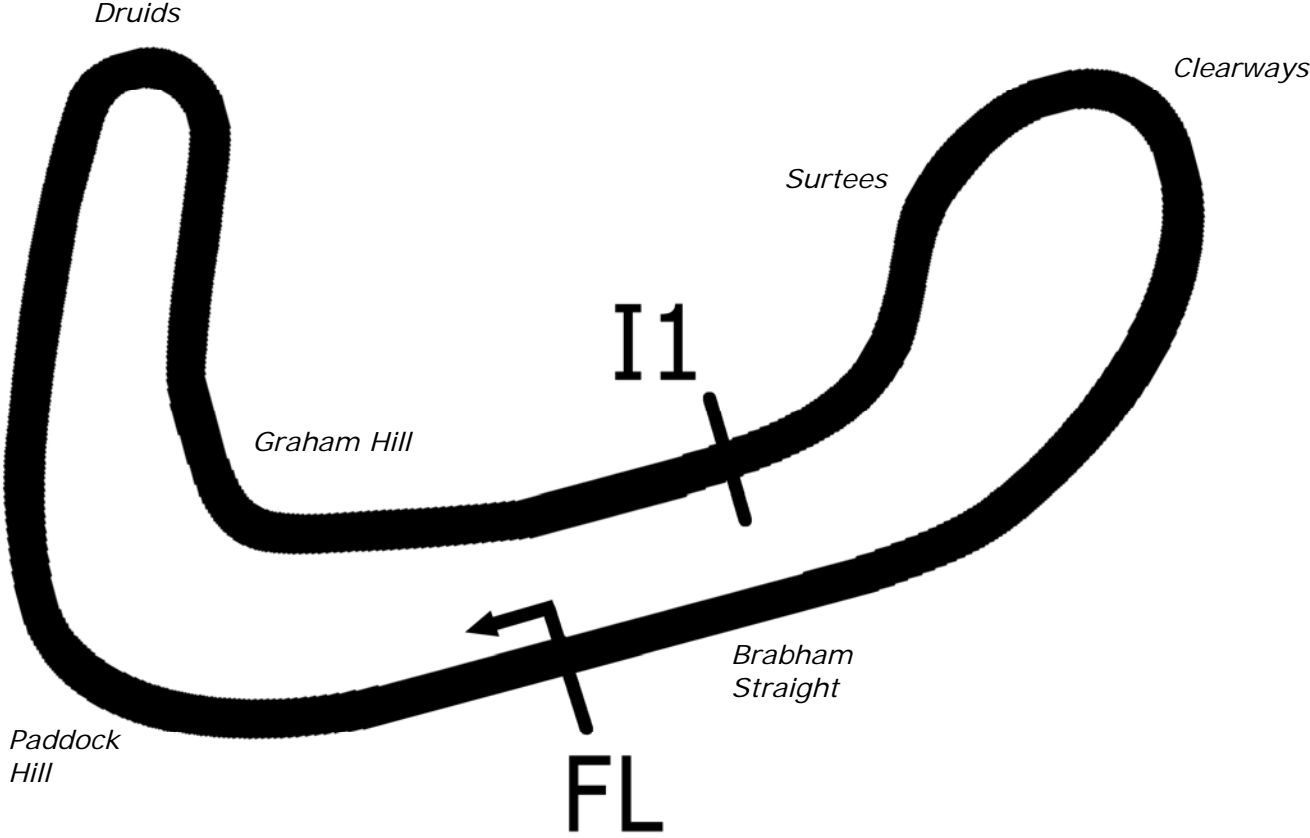
[www.tsl-timing.com](http://www.tsl-timing.com)

# Brands Hatch Indy



SPORTS TIMING

TIMING SOLUTIONS LTD



Length	1.2079 miles	1944.0 m	
FL		51.36032 N	0.26032 E
I1	1112m	51.35934 N	0.25955 E
Pit Entry	1669m	51.35911 N	0.25743 E
Pit Exit	26m after FL	51.36027 N	0.26078 E
Pit Entry–Pit Exit 277m, 16.6s @60kph, 12.4s @80kph			

# BMCRC - MRO Championships 2023 - Rnd 8 @ Brands Hatch Indy

## L&W Contractors BMCRC Rookie 600 & Rookie 1000

### QUALIFYING - CLASSIFICATION - AMENDED



CONTRACTORS LTD

POS	NO	CL	PIC NAME	ENTRY	TIME	ON	LAPS	GAP	DIFF	MPH
1	100	1000	1 Sam CRANSTONE	Bmw S1000RR - Fortis racing	50.397	7	13			86.28
2	65	600	1 Frank MONTINI	Triumph DAYTONA 675R - Sara Johnson	51.010	9	11	0.613	0.613	85.25
3	87	1000	2 Karl THOMPSON	Yamaha R1 - #Teamrace	51.487	8	13	1.090	0.477	84.46
4	24	600	2 Callum MANLEY	Honda CBR600 RR - Bec's Sweets	51.589	4	4	1.192	0.102	84.29
5	123	1000	3 James VINCER	Kawasaki ZX 10 - A W RACING LTD	51.747	6	13	1.350	0.158	84.03
6	28	600	3 Tom WALKER	Honda CBR600RR - TRW Racing	52.040	7	11	1.643	0.293	83.56
7	81	1000	4 Dan HARTLE	Yamaha R1 2CR - #Teamrace	52.174	10	13	1.777	0.134	83.34
8	149	1000	5 David WILKINS	Yamaha R1 - TwoClicksOut Racing	52.206	9	13	1.809	0.032	83.29
9	14	1000	6 Alex YIANNI	BMW S1000 RR - Airpack 2000 Racing	52.255	4	6	1.858	0.049	83.21
10	61	600	4 Jason GAMBLE	Kawasaki ZX6R - #TeamRace	52.363	11	12	1.966	0.108	83.04
11	115*	600	5 Brian MAHER	Yamaha R6 -	52.377	9	10	1.980	0.014	83.02
12	37	1000	7 Adam DAVEY	BMW S1000RR - Cayman convertible roof repairs	52.502	9	10	2.105	0.125	82.82
13	40	600	6 James LORD	-	52.647	10	10	2.250	0.145	82.59
14	643	600	7 Harry HARRIS	Yamaha R6 - Bespoke bathing	52.849	12	13	2.452	0.202	82.28
15	23	1000	8 Jason PAES	Aprilia RSV4 - J&R Electrical Ltd	53.188	6	9	2.791	0.339	81.75
16	36	1000	9 Alan MORGAN	Suzuki GSXR 1000 - Little Duck Racing	53.267	7	10	2.870	0.079	81.63
17	124	600	8 Mark STRUTT	Yamaha R6 - MPS Developments LTD	53.582	8	13	3.185	0.315	81.15
18	191	1000	10 Maurice DAVEY	Suzuki GSXR 1000 - M D racing	53.853	12	13	3.456	0.271	80.74
19	911	600	9 Tom BRASTOCK	Suzuki GSXR 600 - MY POCKET	54.781	8	8	4.384	0.928	79.38
20	52	600	10 Spencer CARRINGTON	Yamaha R6 - seton tuning	54.978	5	11	4.581	0.197	79.09
21	75	600	11 Alex TUFNALL	Kawasaki 636 -	55.060	12	12	4.663	0.082	78.97
22	90	600	12 Tom ELLIOTT	Yamaha R6 - A. Harland Race Services	55.188	6	6	4.791	0.128	78.79
23	413	600	13 Paul CONSTANTINE	Kawasaki ZX6R -	55.217	12	12	4.820	0.029	78.75
24	122	600	14 James EGGINTON	Kawasaki ZX6R - Advance Computer Services - www.aj	55.256	6	12	4.859	0.039	78.69
25	4	600	15 Kallum BEDWELL	Yamaha R6 - CTHL-Connected to homes ltd	55.409	3	8	5.012	0.153	78.48
26	825	600	16 Cody OWENS	Suzuki GSXR 600 - Crippling debt	55.674	4	5	5.277	0.265	78.10
27	627	1000	11 Dean MILLER	Yamaha R1 - Self-sponsored	56.466	10	12	6.069	0.792	77.01
28	916	600	17 Adam FREWIN	Yamaha R6 - Mundo Street food Ibiza	58.061	2	3	7.664	1.595	74.89
29	101	1000	12 David HINCH	Suzuki GSXR - David Burnell Financial Services	58.910	11	12	8.513	0.849	73.81
30	395	600	18 William NICHOLLS	Yamaha R6 - Will Nicholls Farriery	1:02.359	5	6	11.962	3.449	69.73

\* No. 115 - Please fit a working transponder

Amended result - correction of class for No. 40

Weather / Track : Cloudy / Dry

These results are provisional until the conclusion of any judicial and technical matters.

Brands Hatch Indy: 1.2079 miles  
Date: 30/09/2023 Start: 09:51 Finish: 10:03

Clerk Of Course :	Stewards :	Timekeeper : <i>Craig Smith</i>
-------------------	------------	------------------------------------

Results can be found at [www.tsl-timing.com](http://www.tsl-timing.com)

Printed - 10:29 Saturday, 30 September 2023





# BMCRC - MRO Championships 2023 - Rnd 8 @ Brands Hatch Indy

## L&W Contractors BMCRC Rookie 600 & Rookie 1000

### QUALIFYING - SECTOR ANALYSIS



SECTOR 1 = FL to I1, SECTOR 2 = I1 to FL, DIFF = Difference To Personal Best Lap, P = Crossed Finish Line in Pit Lane, D = Time Disallowed

P1		100	1000	Sam CRANSTONE	Bmw S1000RR - Fortis racing		
IDEAL LAP TIME : 50.360		BEST LAP TIME : 50.397		DIFFERENCE : 0.037			
LAP	SECTOR 1	SECTOR 2	LAP TIME	MPH	DIFF	TIME OF DAY	
1 -	32.255	21.815	54.070	80.42	3.673	09:53:13.383	
2 -	31.255	20.516	51.771	83.99	1.374	09:54:05.154	
3 -	31.924	20.119	52.043	83.55	1.646	09:54:57.197	
4 -	30.600	20.283	50.883	85.46	0.486	09:55:48.080	
5 -	31.046	20.073	51.119	85.06	0.722	09:56:39.199	
6 -	<b>30.464</b>	20.089	50.553 (2)	86.02	0.156	09:57:29.752	
7 -	30.501	<b>19.896</b>	<b>50.397 (1)</b>	<b>86.28</b>		<b>09:58:20.149</b>	
8 -	31.227	20.743	51.970	83.67	1.573	09:59:12.119	
9 -	31.000	20.111	51.111	85.08	0.714	10:00:03.230	
10 -	31.847	20.244	52.091	83.48	1.694	10:00:55.321	
11 -	30.941	20.145	51.086	85.12	0.689	10:01:46.407	
12 -	31.762	21.427	53.189	81.75	2.792	10:02:39.596	
13 -	30.741	20.085	50.826 (3)	85.55	0.429	10:03:30.422	

P2		65	600	Frank MONTINI	Triumph DAYTONA 675R - Sara Johnson		
IDEAL LAP TIME : 51.010		BEST LAP TIME : 51.010		DIFFERENCE : 0.000			
LAP	SECTOR 1	SECTOR 2	LAP TIME	MPH	DIFF	TIME OF DAY	
1 -	34.996	23.009	58.005	74.96	6.995	09:53:15.610	
2 -	32.656	21.376	54.032	80.48	3.022	09:54:09.642	
3 -	32.458	21.673	54.131	80.33	3.121	09:55:03.773	
4 -	31.296	21.532	52.828	82.31	1.818	09:55:56.601	
5 -	32.483	21.238	53.721	80.94	2.711	09:56:50.322	
6 -	31.187	20.546	51.733 (3)	84.05	0.723	09:57:42.055	
7 -	30.825	21.374	52.199	83.30	1.189	09:58:34.254	
8 -	32.015	20.782	52.797	82.36	1.787	09:59:27.051	
9 -	<b>30.814</b>	<b>20.196</b>	<b>51.010 (1)</b>	<b>85.25</b>		<b>10:00:18.061</b>	
10 -	31.873	20.618	52.491	82.84	1.481	10:01:10.552	
11 -	31.036	20.691	51.727 (2)	84.06	0.717	10:02:02.279	

P3		87	1000	Karl THOMPSON	Yamaha R1 - #Teamrace		
IDEAL LAP TIME : 51.145		BEST LAP TIME : 51.487		DIFFERENCE : 0.342			
LAP	SECTOR 1	SECTOR 2	LAP TIME	MPH	DIFF	TIME OF DAY	
1 -	36.457	23.264	59.721	72.81	8.234	09:53:21.694	
2 -	34.364	21.832	56.196	77.38	4.709	09:54:17.890	
3 -	32.839	21.525	54.364	79.99	2.877	09:55:12.254	
4 -	33.558	20.908	54.466	79.84	2.979	09:56:06.720	
5 -	31.398	20.874	52.272	83.19	0.785	09:56:58.992	
6 -	32.128	21.070	53.198	81.74	1.711	09:57:52.190	
7 -	31.759	22.178	53.937	80.62	2.450	09:58:46.127	
8 -	31.119	<b>20.368</b>	<b>51.487 (1)</b>	<b>84.46</b>		<b>09:59:37.614</b>	
9 -	31.898	20.418	52.316	83.12	0.829	10:00:29.930	
10 -	31.249	20.810	52.059	83.53	0.572	10:01:21.989	
11 -	<b>30.777</b>	20.838	51.615 (2)	84.25	0.128	10:02:13.604	
12 -	31.283	20.409	51.692	84.12	0.205	10:03:05.296	
13 -	31.009	20.611	51.620 (3)	84.24	0.133	10:03:56.916	

P4		24	600	Callum MANLEY	Honda CBR600 RR - Bec's Sweets		
IDEAL LAP TIME : 51.582		BEST LAP TIME : 51.589		DIFFERENCE : 0.007			
LAP	SECTOR 1	SECTOR 2	LAP TIME	MPH	DIFF	TIME OF DAY	
1 -	34.344	21.944	56.288	77.25	4.699	09:52:51.670	
2 -	32.122	21.351	53.473 (3)	81.32	1.884	09:53:45.143	
3 -	31.241	<b>20.732</b>	51.973 (2)	83.67	0.384	09:54:37.116	
4 -	<b>30.850</b>	20.739	<b>51.589 (1)</b>	<b>84.29</b>		<b>09:55:28.705</b>	

# BMCRC - MRO Championships 2023 - Rnd 8 @ Brands Hatch Indy

## L&W Contractors BMCRC Rookie 600 & Rookie 1000

### QUALIFYING - SECTOR ANALYSIS



SECTOR 1 = FL to I1, SECTOR 2 = I1 to FL, DIFF = Difference To Personal Best Lap, P = Crossed Finish Line in Pit Lane, D = Time Disallowed

P5		123 1000 James VINCER		Kawasaki ZX 10 - A W RACING LTD			
IDEAL LAP TIME : 51.643		BEST LAP TIME : 51.747		DIFFERENCE : 0.104			
LAP	SECTOR 1	SECTOR 2	LAP TIME	MPH	DIFF	TIME OF DAY	
1 -	33.591	22.940	56.531	76.92	4.784	09:53:14.101	
2 -	32.415	22.786	55.201	78.77	3.454	09:54:09.302	
3 -	32.127	21.063	53.190	81.75	1.443	09:55:02.492	
4 -	32.247	21.932	54.179	80.26	2.432	09:55:56.671	
5 -	32.759	21.590	54.349	80.01	2.602	09:56:51.020	
<b>6 -</b>	<b>31.244</b>	<b>20.503</b>	<b>51.747 (1)</b>	<b>84.03</b>		<b>09:57:42.767</b>	
7 -	31.185	20.939	52.124 (2)	83.42	0.377	09:58:34.891	
8 -	32.123	20.802	52.925	82.16	1.178	09:59:27.816	
9 -	31.582	20.653	52.235 (3)	83.25	0.488	10:00:20.051	
10 -	32.336	21.014	53.350	81.51	1.603	10:01:13.401	
11 -	31.301	21.265	52.566	82.72	0.819	10:02:05.967	
12 -	32.272	20.783	53.055	81.96	1.308	10:02:59.022	
13 -	<b>31.140</b>	21.239	52.379	83.02	0.632	10:03:51.401	

P6		28 600 Tom WALKER		Honda CBR600RR - TRW Racing			
IDEAL LAP TIME : 52.040		BEST LAP TIME : 52.040		DIFFERENCE : 0.000			
LAP	SECTOR 1	SECTOR 2	LAP TIME	MPH	DIFF	TIME OF DAY	
1 -	34.128	23.147	57.275	75.92	5.235	09:53:15.108	
2 -	32.677	21.819	54.496	79.79	2.456	09:54:09.604	
3 -	32.774	22.762	55.536	78.30	3.496	09:55:05.140	
4 -	32.390	21.035	53.425	81.39	1.385	09:55:58.565	
5 -	31.570	21.226	52.796 (3)	82.36	0.756	09:56:51.361	
6 -	31.651	20.796	52.447 (2)	82.91	0.407	09:57:43.808	
<b>7 -</b>	<b>31.370</b>	<b>20.670</b>	<b>52.040 (1)</b>	<b>83.56</b>		<b>09:58:35.848</b>	
8 -	32.728	20.984	53.712	80.96	1.672	09:59:29.560	
9 -	31.956	20.917	52.873	82.24	0.833	10:00:22.433	
10 -	31.792	21.450	53.242	81.67	1.202	10:01:15.675	
11 -	32.308	21.150	53.458	81.34	1.418	10:02:09.133	

P7		81 1000 Dan HARTLE		Yamaha R1 2CR - #Teamrace			
IDEAL LAP TIME : 51.709		BEST LAP TIME : 52.174		DIFFERENCE : 0.465			
LAP	SECTOR 1	SECTOR 2	LAP TIME	MPH	DIFF	TIME OF DAY	
1 -	35.876	23.191	59.067	73.62	6.893	09:53:22.223	
2 -	34.536	22.579	57.115	76.13	4.941	09:54:19.338	
3 -	32.761	20.892	53.653	81.05	1.479	09:55:12.991	
4 -	33.497	21.061	54.558	79.70	2.384	09:56:07.549	
5 -	32.040	20.670	52.710	82.50	0.536	09:57:00.259	
6 -	31.880	20.591	52.471 (3)	82.87	0.297	09:57:52.730	
7 -	31.814	21.260	53.074	81.93	0.900	09:58:45.804	
8 -	31.760	20.423	52.183 (2)	83.33	0.009	09:59:37.987	
9 -	32.175	<b>20.326</b>	52.501	82.82	0.327	10:00:30.488	
<b>10 -</b>	<b>31.383</b>	20.791	<b>52.174 (1)</b>	<b>83.34</b>		<b>10:01:22.662</b>	
11 -	31.486	21.141	52.627	82.63	0.453	10:02:15.289	
12 -	32.155	20.673	52.828	82.31	0.654	10:03:08.117	
13 -	31.818	21.213	53.031	82.00	0.857	10:04:01.148	

# BMCRC - MRO Championships 2023 - Rnd 8 @ Brands Hatch Indy

## L&W Contractors BMCRC Rookie 600 & Rookie 1000

### QUALIFYING - SECTOR ANALYSIS



SECTOR 1 = FL to I1, SECTOR 2 = I1 to FL, DIFF = Difference To Personal Best Lap, P = Crossed Finish Line in Pit Lane, D = Time Disallowed

P8 149 1000 David WILKINS		Yamaha R1 - TwoClicksOut Racing				
IDEAL LAP TIME : 51.981		BEST LAP TIME : 52.206		DIFFERENCE : 0.225		
LAP	SECTOR 1	SECTOR 2	LAP TIME	MPH	DIFF	TIME OF DAY
1 -	35.554	23.028	58.582	74.23	6.376	09:53:22.388
2 -	34.089	22.284	56.373	77.13	4.167	09:54:18.761
3 -	32.276	21.435	53.711	80.96	1.505	09:55:12.472
4 -	32.030	20.896	52.926	82.16	0.720	09:56:05.398
5 -	31.941	21.366	53.307	81.57	1.101	09:56:58.705
6 -	32.184	21.048	53.232	81.69	1.026	09:57:51.937
7 -	31.658	20.724	52.382 (3)	83.01	0.176	09:58:44.319
8 -	31.454	20.801	52.255 (2)	83.21	0.049	09:59:36.574
9 -	31.517	20.689	<b>52.206 (1)</b>	<b>83.29</b>		<b>10:00:28.780</b>
10 -	32.312	20.773	53.085	81.91	0.879	10:01:21.865
11 -	32.074	21.140	53.214	81.71	1.008	10:02:15.079
12 -	32.584	<b>20.612</b>	53.196	81.74	0.990	10:03:08.275
13 -	<b>31.369</b>	21.048	52.417	82.96	0.211	10:04:00.692

P9 14 1000 Alex YIANNI		BMW S1000 RR - Airpack 2000 Racing				
IDEAL LAP TIME : 52.255		BEST LAP TIME : 52.255		DIFFERENCE : 0.000		
LAP	SECTOR 1	SECTOR 2	LAP TIME	MPH	DIFF	TIME OF DAY
1 -	OUTLAP	22.303	1:02.275	69.82	10.020	09:53:51.407
2 -	33.645	21.204	54.849	79.28	2.594	09:54:46.256
3 -	33.219	21.153	54.372	79.97	2.117	09:55:40.628
4 -	<b>31.623</b>	<b>20.632</b>	<b>52.255 (1)</b>	<b>83.21</b>		<b>09:56:32.883</b>
5 -	32.383	20.819	53.202 (2)	81.73	0.947	09:57:26.085
6 -	31.880	21.343	53.223 (3)	81.70	0.968	09:58:19.308

P10 61 600 Jason GAMBLE		Kawasaki ZX6R - #TeamRace				
IDEAL LAP TIME : 52.227		BEST LAP TIME : 52.363		DIFFERENCE : 0.136		
LAP	SECTOR 1	SECTOR 2	LAP TIME	MPH	DIFF	TIME OF DAY
1 -	35.325	22.143	57.468	75.67	5.105	09:52:56.381
2 -	33.043	22.323	55.366	78.54	3.003	09:53:51.747
3 -	32.680	20.980	53.660	81.03	1.297	09:54:45.407
4 -	31.761	20.760	52.521	82.79	0.158	09:55:37.928
5 -	31.645	20.796	52.441 (3)	82.92	0.078	09:56:30.369
6 -	31.663	20.923	52.586	82.69	0.223	09:57:22.955
7 -	31.675	<b>20.729</b>	52.404 (2)	82.98	0.041	09:58:15.359
8 -	31.758	20.753	52.511	82.81	0.148	09:59:07.870
9 -	32.040	22.300	54.340	80.02	1.977	10:00:02.210
10 -	33.794	22.053	55.847	77.86	3.484	10:00:58.057
11 -	31.524	20.839	<b>52.363 (1)</b>	<b>83.04</b>		<b>10:01:50.420</b>
12 -	<b>31.498</b>	22.077	53.575	81.16	1.212	10:02:43.995

P11 115 600 Brian MAHER		Yamaha R6 -				
IDEAL LAP TIME :		BEST LAP TIME : 52.377		DIFFERENCE :		
LAP	SECTOR 1	SECTOR 2	LAP TIME	MPH	DIFF	TIME OF DAY
1 -			1:00.043	72.42	7.666	09:53:05.906
2 -			56.824	76.52	4.447	09:54:02.730
3 -			54.250	80.15	1.873	09:54:56.980
4 -			53.334 (2)	81.53	0.957	09:55:50.314
5 -			54.926	79.17	2.549	09:56:45.240
6 -			54.565	79.69	2.188	09:57:39.805
7 -			54.276	80.12	1.899	09:58:34.081
8 -			53.434 (3)	81.38	1.057	09:59:27.515
9 -			<b>52.377 (1)</b>	<b>83.02</b>		<b>10:00:19.892</b>
10 -			55.126	78.88	2.749	10:01:15.018

# BMCRC - MRO Championships 2023 - Rnd 8 @ Brands Hatch Indy

## L&W Contractors BMCRC Rookie 600 & Rookie 1000

### QUALIFYING - SECTOR ANALYSIS



SECTOR 1 = FL to I1, SECTOR 2 = I1 to FL, DIFF = Difference To Personal Best Lap, P = Crossed Finish Line in Pit Lane, D = Time Disallowed

P12 37 1000 Adam DAVEY		BMW S1000RR - Cayman convertible roof repairs				
IDEAL LAP TIME : 52.441		BEST LAP TIME : 52.502		DIFFERENCE : 0.061		
LAP	SECTOR 1	SECTOR 2	LAP TIME	MPH	DIFF	TIME OF DAY
1 -	36.513	22.978	59.491	73.09	6.989	09:53:08.945
2 -	36.033	22.466	58.499	74.33	5.997	09:54:07.444
3 -	33.087	21.367	54.454	79.85	1.952	09:55:01.898
4 -	32.711	21.710	54.421	79.90	1.919	09:55:56.319
5 -	33.302	22.044	55.346	78.57	2.844	09:56:51.665
6 -	33.263	21.477	54.740	79.44	2.238	09:57:46.405
7 -	31.960	21.327	53.287 (3)	81.60	0.785	09:58:39.692
8 -	31.793	<b>21.002</b>	52.795 (2)	82.36	0.293	09:59:32.487
9 -	<b>31.439</b>	21.063	<b>52.502 (1)</b>	<b>82.82</b>		<b>10:00:24.989</b>
10 -	31.839	21.462	53.301	81.58	0.799	10:01:18.290

P13 40 1000 James LORD		Bmw S1000RR -				
IDEAL LAP TIME : 52.647		BEST LAP TIME : 52.647		DIFFERENCE : 0.000		
LAP	SECTOR 1	SECTOR 2	LAP TIME	MPH	DIFF	TIME OF DAY
1 -	35.751	22.418	58.169	74.75	5.522	09:52:55.323
2 -	33.988	22.734	56.722	76.66	4.075	09:53:52.045
3 -	33.301	21.561	54.862	79.26	2.215	09:54:46.907
4 -	32.454	21.537	53.991	80.54	1.344	09:55:40.898
5 -	32.489	21.182	53.671	81.02	1.024	09:56:34.569
6 -	32.895	21.963	54.858	79.27	2.211	09:57:29.427
7 -	32.112	20.972	53.084 (2)	81.91	0.437	09:58:22.511
8 -	32.397	20.971	53.368 (3)	81.48	0.721	09:59:15.879
9 -	33.480	21.642	55.122	78.89	2.475	10:00:11.001
10 -	<b>31.820</b>	<b>20.827</b>	<b>52.647 (1)</b>	<b>82.59</b>		<b>10:01:03.648</b>

P14 643 600 Harry HARRIS		Yamaha R6 - Bespoke bathing				
IDEAL LAP TIME : 52.849		BEST LAP TIME : 52.849		DIFFERENCE : 0.000		
LAP	SECTOR 1	SECTOR 2	LAP TIME	MPH	DIFF	TIME OF DAY
1 -	36.510	22.531	59.041	73.65	6.192	09:53:01.863
2 -	34.280	22.091	56.371	77.14	3.522	09:53:58.234
3 -	33.798	22.127	55.925	77.75	3.076	09:54:54.159
4 -	33.370	22.379	55.749	78.00	2.900	09:55:49.908
5 -	33.279	21.830	55.109	78.90	2.260	09:56:45.017
6 -	33.096	21.516	54.612	79.62	1.763	09:57:39.629
7 -	32.950	21.361	54.311	80.06	1.462	09:58:33.940
8 -	33.298	21.433	54.731	79.45	1.882	09:59:28.671
9 -	32.450	21.083	53.533 (2)	81.23	0.684	10:00:22.204
10 -	32.722	21.040	53.762 (3)	80.88	0.913	10:01:15.966
11 -	32.985	21.071	54.056	80.44	1.207	10:02:10.022
12 -	<b>32.012</b>	<b>20.837</b>	<b>52.849 (1)</b>	<b>82.28</b>		<b>10:03:02.871</b>
13 -	32.645	21.496	54.141	80.31	1.292	10:03:57.012

P15 23 1000 Jason PAES		Aprilia RSV4 - J&R Electrical Ltd				
IDEAL LAP TIME : 53.101		BEST LAP TIME : 53.188		DIFFERENCE : 0.087		
LAP	SECTOR 1	SECTOR 2	LAP TIME	MPH	DIFF	TIME OF DAY
1 -	34.835	22.174	57.009	76.27	3.821	09:52:52.018
2 -	32.995	21.424	54.419	79.90	1.231	09:53:46.437
3 -	32.520	21.317	53.837	80.77	0.649	09:54:40.274
4 -	32.365	21.095	53.460 (2)	81.34	0.272	09:55:33.734
5 -	32.339	21.159	53.498	81.28	0.310	09:56:27.232
6 -	<b>32.014</b>	21.174	<b>53.188 (1)</b>	<b>81.75</b>		<b>09:57:20.420</b>
7 -	32.398	<b>21.087</b>	53.485 (3)	81.30	0.297	09:58:13.905
8 -	32.571	21.165	53.736	80.92	0.548	09:59:07.641
9 -	32.864	21.965	54.829	79.31	1.641	10:00:02.470

# BMCRC - MRO Championships 2023 - Rnd 8 @ Brands Hatch Indy

## L&W Contractors BMCRC Rookie 600 & Rookie 1000

### QUALIFYING - SECTOR ANALYSIS



SECTOR 1 = FL to I1, SECTOR 2 = I1 to FL, DIFF = Difference To Personal Best Lap, P = Crossed Finish Line in Pit Lane, D = Time Disallowed

P16 36 1000 Alan MORGAN			Suzuki GSXR 1000 - Little Duck Racing			
IDEAL LAP TIME : 53.267		BEST LAP TIME : 53.267		DIFFERENCE : 0.000		
LAP	SECTOR 1	SECTOR 2	LAP TIME	MPH	DIFF	TIME OF DAY
1 -	34.251	22.798	57.049	76.22	3.782	09:53:12.913
2 -	32.973	23.280	56.253	77.30	2.986	09:54:09.166
3 -	32.858	22.887	55.745	78.00	2.478	09:55:04.911
4 -	33.685	21.685	55.370	78.53	2.103	09:56:00.281
5 -	32.585	21.779	54.364	79.99	1.097	09:56:54.645
6 -	32.693	21.564	54.257	80.14	0.990	09:57:48.902
7 -	<b>32.125</b>	<b>21.142</b>	<b>53.267 (1)</b>	<b>81.63</b>		<b>09:58:42.169</b>
8 -	32.827	21.288	54.115 (3)	80.35	0.848	09:59:36.284
9 -	32.259	21.276	53.535 (2)	81.22	0.268	10:00:29.819
10 -	34.556	23.544	58.100	74.84	4.833	10:01:27.919

P17 124 600 Mark STRUTT			Yamaha R6 - MPS Developments LTD			
IDEAL LAP TIME : 53.391		BEST LAP TIME : 53.582		DIFFERENCE : 0.191		
LAP	SECTOR 1	SECTOR 2	LAP TIME	MPH	DIFF	TIME OF DAY
1 -	36.295	22.672	58.967	73.74	5.385	09:53:02.195
2 -	34.149	22.184	56.333	77.19	2.751	09:53:58.528
3 -	33.200	21.613	54.813	79.33	1.231	09:54:53.341
4 -	32.333	21.264	53.597 (2)	81.13	0.015	09:55:46.938
5 -	32.792	21.268	54.060	80.44	0.478	09:56:40.998
6 -	32.611	21.869	54.480	79.82	0.898	09:57:35.478
7 -	32.739	21.306	54.045	80.46	0.463	09:58:29.523
8 -	32.415	<b>21.167</b>	<b>53.582 (1)</b>	<b>81.15</b>		<b>09:59:23.105</b>
9 -	32.741	21.455	54.196	80.23	0.614	10:00:17.301
10 -	33.398	21.168	54.566	79.69	0.984	10:01:11.867
11 -	32.314	21.422	53.736 (3)	80.92	0.154	10:02:05.603
12 -	32.956	21.546	54.502	79.78	0.920	10:03:00.105
13 -	<b>32.224</b>	21.917	54.141	80.31	0.559	10:03:54.246

P18 191 1000 Maurice DAVEY			Suzuki GSXR 1000 - M D racing			
IDEAL LAP TIME : 53.659		BEST LAP TIME : 53.853		DIFFERENCE : 0.194		
LAP	SECTOR 1	SECTOR 2	LAP TIME	MPH	DIFF	TIME OF DAY
1 -	37.363	22.760	1:00.123	72.32	6.270	09:53:08.210
2 -	35.129	21.943	57.072	76.19	3.219	09:54:05.282
3 -	33.869	21.746	55.615	78.19	1.762	09:55:00.897
4 -	33.374	21.627	55.001	79.06	1.148	09:55:55.898
5 -	33.219	21.929	55.148	78.85	1.295	09:56:51.046
6 -	34.179	21.785	55.964	77.70	2.111	09:57:47.010
7 -	33.184	21.658	54.842	79.29	0.989	09:58:41.852
8 -	33.252	21.736	54.988	79.08	1.135	09:59:36.840
9 -	33.873	21.616	55.489	78.36	1.636	10:00:32.329
10 -	<b>32.487</b>	22.821	55.308	78.62	1.455	10:01:27.637
11 -	32.700	21.397	54.097 (2)	80.38	0.244	10:02:21.734
12 -	32.681	<b>21.172</b>	<b>53.853 (1)</b>	<b>80.74</b>		<b>10:03:15.587</b>
13 -	32.908	21.300	54.208 (3)	80.22	0.355	10:04:09.795

P19 911 600 Tom BRASTOCK			Suzuki GSXR 600 - MY POCKET			
IDEAL LAP TIME : 54.634		BEST LAP TIME : 54.781		DIFFERENCE : 0.147		
LAP	SECTOR 1	SECTOR 2	LAP TIME	MPH	DIFF	TIME OF DAY
1 -	38.434	24.215	1:02.649	69.41	7.868	09:53:05.728
2 -	35.464	23.069	58.533	74.29	3.752	09:54:04.261
3 -	33.833	22.206	56.039	77.59	1.258	09:55:00.300
4 -	33.298	21.930	55.228 (3)	78.73	0.447	09:55:55.528
5 -	33.235	22.160	55.395	78.50	0.614	09:56:50.923
6 -	33.471	22.081	55.552	78.27	0.771	09:57:46.475
7 -	33.414	<b>21.697</b>	55.111 (2)	78.90	0.330	09:58:41.586
8 -	<b>32.937</b>	21.844	<b>54.781 (1)</b>	<b>79.38</b>		<b>09:59:36.367</b>

# BMCRC - MRO Championships 2023 - Rnd 8 @ Brands Hatch Indy

## L&W Contractors BMCRC Rookie 600 & Rookie 1000

### QUALIFYING - SECTOR ANALYSIS



SECTOR 1 = FL to I1, SECTOR 2 = I1 to FL, DIFF = Difference To Personal Best Lap, P = Crossed Finish Line in Pit Lane, D = Time Disallowed

P20 52 600 Spencer CARRINGTON			Yamaha R6 - seton tuning			
IDEAL LAP TIME : 54.723		BEST LAP TIME : 54.978		DIFFERENCE : 0.255		
LAP	SECTOR 1	SECTOR 2	LAP TIME	MPH	DIFF	TIME OF DAY
1 -	39.473	26.286	1:05.759	66.12	10.781	09:53:16.977
2 -	37.269	22.357	59.626	72.93	4.648	09:54:16.603
3 -	33.773	21.962	55.735 (3)	78.02	0.757	09:55:12.338
4 -	35.308	22.029	57.337	75.84	2.359	09:56:09.675
5 -	<b>32.885</b>	22.093	<b>54.978 (1)</b>	<b>79.09</b>		<b>09:57:04.653</b>
6 -	34.928	22.097	57.025	76.25	2.047	09:58:01.678
7 -	33.764	22.086	55.850	77.86	0.872	09:58:57.528
8 -	33.536	<b>21.838</b>	55.374 (2)	78.53	0.396	09:59:52.902
9 -	33.820	22.164	55.984	77.67	1.006	10:00:48.886
10 -	34.411	21.936	56.347	77.17	1.369	10:01:45.233
11 -	35.314	22.439	57.753	75.29	2.775	10:02:42.986

P21 75 600 Alex TUFNALL			Kawasaki 636 -			
IDEAL LAP TIME : 54.857		BEST LAP TIME : 55.060		DIFFERENCE : 0.203		
LAP	SECTOR 1	SECTOR 2	LAP TIME	MPH	DIFF	TIME OF DAY
1 -	39.898	23.837	1:03.735	68.22	8.675	09:53:14.040
2 -	35.448	22.532	57.980	75.00	2.920	09:54:12.020
3 -	35.085	23.671	58.756	74.01	3.696	09:55:10.776
4 -	34.325	21.789	56.114	77.49	1.054	09:56:06.890
5 -	34.960	22.176	57.136	76.10	2.076	09:57:04.026
6 -	34.646	22.198	56.844	76.50	1.784	09:58:00.870
7 -	34.079	21.993	56.072	77.55	1.012	09:58:56.942
8 -	33.530	22.024	55.554 (3)	78.27	0.494	09:59:52.496
9 -	34.465	22.116	56.581	76.85	1.521	10:00:49.077
10 -	33.834	21.723	55.557	78.27	0.497	10:01:44.634
11 -	33.454	<b>21.702</b>	55.156 (2)	78.84	0.096	10:02:39.790
12 -	<b>33.155</b>	21.905	<b>55.060 (1)</b>	<b>78.97</b>		<b>10:03:34.850</b>

P22 90 600 Tom ELLIOTT			Yamaha R6 - A. Harland Race Services			
IDEAL LAP TIME : 55.188		BEST LAP TIME : 55.188		DIFFERENCE : 0.000		
LAP	SECTOR 1	SECTOR 2	LAP TIME	MPH	DIFF	TIME OF DAY
1 -	37.425	23.669	1:01.094	71.17	5.906	09:53:07.844
2 -	34.243	22.519	56.762 (2)	76.61	1.574	09:54:04.606
3 -	34.071	IN PIT	1:52.228 P	38.74	57.040	09:55:56.834
4 -	OUTLAP	22.381	1:02.211	69.90	7.023	09:56:59.045
5 -	34.328	22.438	56.766 (3)	76.60	1.578	09:57:55.811
6 -	<b>33.441</b>	<b>21.747</b>	<b>55.188 (1)</b>	<b>78.79</b>		<b>09:58:50.999</b>

P23 413 600 Paul CONSTANTINE			Kawasaki ZX6R -			
IDEAL LAP TIME : 54.980		BEST LAP TIME : 55.217		DIFFERENCE : 0.237		
LAP	SECTOR 1	SECTOR 2	LAP TIME	MPH	DIFF	TIME OF DAY
1 -	36.393	22.799	59.192	73.46	3.975	09:53:20.887
2 -	35.316	23.201	58.517	74.31	3.300	09:54:19.404
3 -	34.170	22.738	56.908	76.41	1.691	09:55:16.312
4 -	34.002	22.682	56.684	76.71	1.467	09:56:12.996
5 -	34.431	22.461	56.892	76.43	1.675	09:57:09.888
6 -	33.740	22.255	55.995	77.66	0.778	09:58:05.883
7 -	33.400	22.287	55.687	78.09	0.470	09:59:01.570
8 -	33.932	22.288	56.220	77.34	1.003	09:59:57.790
9 -	33.323	21.961	55.284 (2)	78.65	0.067	10:00:53.074
10 -	33.724	<b>21.879</b>	55.603 (3)	78.20	0.386	10:01:48.677
11 -	<b>33.101</b>	22.509	55.610	78.19	0.393	10:02:44.287
12 -	33.209	22.008	<b>55.217 (1)</b>	<b>78.75</b>		<b>10:03:39.504</b>

# BMCRC - MRO Championships 2023 - Rnd 8 @ Brands Hatch Indy

## L&W Contractors BMCRC Rookie 600 & Rookie 1000

### QUALIFYING - SECTOR ANALYSIS



SECTOR 1 = FL to I1, SECTOR 2 = I1 to FL, DIFF = Difference To Personal Best Lap, P = Crossed Finish Line in Pit Lane, D = Time Disallowed

P24 122 600 James EGGINTON		Kawasaki ZX6R - Advance Computer Services - www.ACS.co.uk				
IDEAL LAP TIME : 55.219		BEST LAP TIME : 55.256		DIFFERENCE : 0.037		
LAP	SECTOR 1	SECTOR 2	LAP TIME	MPH	DIFF	TIME OF DAY
1 -	37.763	23.386	1:01.149	71.11	5.893	09:53:26.479
2 -	34.717	22.496	57.213	76.00	1.957	09:54:23.692
3 -	33.846	23.392	57.238	75.97	1.982	09:55:20.930
4 -	34.513	22.273	56.786	76.57	1.530	09:56:17.716
5 -	33.419	22.269	55.688	78.08	0.432	09:57:13.404
6 -	<b>33.204</b>	22.052	<b>55.256 (1)</b>	<b>78.69</b>		<b>09:58:08.660</b>
7 -	33.704	22.551	56.255	77.30	0.999	09:59:04.915
8 -	34.560	22.558	57.118	76.13	1.862	10:00:02.033
9 -	33.754	22.107	55.861	77.84	0.605	10:00:57.894
10 -	33.436	<b>22.015</b>	55.451 (2)	78.42	0.195	10:01:53.345
11 -	33.519	22.162	55.681 (3)	78.09	0.425	10:02:49.026
12 -	38.521	23.768	1:02.289	69.81	7.033	10:03:51.315

P25 4 600 Kallum BEDWELL		Yamaha R6 - CTHL-Connected to homes ltd				
IDEAL LAP TIME : 55.113		BEST LAP TIME : 55.409		DIFFERENCE : 0.296		
LAP	SECTOR 1	SECTOR 2	LAP TIME	MPH	DIFF	TIME OF DAY
1 -	35.396	22.189	57.585	75.51	2.176	09:52:56.316
2 -	33.804	22.161	55.965	77.70	0.556	09:53:52.281
3 -	33.623	21.786	<b>55.409 (1)</b>	<b>78.48</b>		<b>09:54:47.690</b>
4 -	<b>33.470</b>	21.946	55.416 (2)	78.47	0.007	09:55:43.106
5 -	33.792	22.127	55.919	77.76	0.510	09:56:39.025
6 -	35.537	IN PIT	1:36.790 P	44.92	41.381	09:58:15.815
7 -	OUTLAP	22.260	1:05.823	66.06	10.414	09:59:21.638
8 -	33.890	<b>21.643</b>	55.533 (3)	78.30	0.124	10:00:17.171

P26 825 600 Cody OWENS		Suzuki GSXR 600 - Crippling debt				
IDEAL LAP TIME : 55.674		BEST LAP TIME : 55.674		DIFFERENCE : 0.000		
LAP	SECTOR 1	SECTOR 2	LAP TIME	MPH	DIFF	TIME OF DAY
1 -	37.326	23.076	1:00.402	71.99	4.728	09:53:08.857
2 -	35.990	22.480	58.470	74.37	2.796	09:54:07.327
3 -	34.382	22.773	57.155 (3)	76.08	1.481	09:55:04.482
4 -	<b>33.663</b>	<b>22.011</b>	<b>55.674 (1)</b>	<b>78.10</b>		<b>09:56:00.156</b>
5 -	34.215	22.080	56.295 (2)	77.24	0.621	09:56:56.451

P27 627 1000 Dean MILLER		Yamaha R1 - Self-sponsored				
IDEAL LAP TIME : 56.186		BEST LAP TIME : 56.466		DIFFERENCE : 0.280		
LAP	SECTOR 1	SECTOR 2	LAP TIME	MPH	DIFF	TIME OF DAY
1 -	38.979	23.226	1:02.205	69.90	5.739	09:53:27.969
2 -	35.677	22.017	57.694	75.37	1.228	09:54:25.663
3 -	35.870	23.729	59.599	72.96	3.133	09:55:25.262
4 -	35.572	22.057	57.629	75.45	1.163	09:56:22.891
5 -	35.345	21.954	57.299	75.89	0.833	09:57:20.190
6 -	35.383	21.675	57.058	76.21	0.592	09:58:17.248
7 -	35.081	22.125	57.206	76.01	0.740	09:59:14.454
8 -	36.249	<b>21.624</b>	57.873	75.14	1.407	10:00:12.327
9 -	34.819	21.737	56.556 (2)	76.89	0.090	10:01:08.883
10 -	<b>34.562</b>	21.904	<b>56.466 (1)</b>	<b>77.01</b>		<b>10:02:05.349</b>
11 -	35.013	21.729	56.742 (3)	76.63	0.276	10:03:02.091
12 -	37.033	21.978	59.011	73.69	2.545	10:04:01.102

P28 916 600 Adam FREWIN		Yamaha R6 - Mundo Street food Ibiza				
IDEAL LAP TIME : 58.061		BEST LAP TIME : 58.061		DIFFERENCE : 0.000		
LAP	SECTOR 1	SECTOR 2	LAP TIME	MPH	DIFF	TIME OF DAY
1 -	40.646	23.636	1:04.282 (3)	67.64	6.221	09:53:13.443
2 -	<b>34.906</b>	<b>23.155</b>	<b>58.061 (1)</b>	<b>74.89</b>		<b>09:54:11.504</b>
3 -	35.211	23.602	58.813 (2)	73.93	0.752	09:55:10.317

# BMCRC - MRO Championships 2023 - Rnd 8 @ Brands Hatch Indy

## L&W Contractors BMCRC Rookie 600 & Rookie 1000

### QUALIFYING - SECTOR ANALYSIS



SECTOR 1 = FL to I1, SECTOR 2 = I1 to FL, DIFF = Difference To Personal Best Lap, P = Crossed Finish Line in Pit Lane, D = Time Disallowed

<b>P29 101 1000 David HINCH</b>			Suzuki GSXR - David Burnell Financial Services			
IDEAL LAP TIME : 58.910		BEST LAP TIME : 58.910		DIFFERENCE : 0.000		
LAP	SECTOR 1	SECTOR 2	LAP TIME	MPH	DIFF	TIME OF DAY
1 -	39.160	26.571	1:05.731	66.15	6.821	09:53:07.620
2 -	37.592	24.267	1:01.859	70.29	2.949	09:54:09.479
3 -	36.637	24.510	1:01.147	71.11	2.237	09:55:10.626
4 -	36.617	25.482	1:02.099	70.02	3.189	09:56:12.725
5 -	37.164	24.011	1:01.175	71.08	2.265	09:57:13.900
6 -	35.868	23.868	59.736 (3)	72.79	0.826	09:58:13.636
7 -	36.959	23.994	1:00.953	71.34	2.043	09:59:14.589
8 -	37.406	23.765	1:01.171	71.08	2.261	10:00:15.760
9 -	36.429	24.189	1:00.618	71.73	1.708	10:01:16.378
10 -	35.322	23.698	59.020 (2)	73.68	0.110	10:02:15.398
<b>11 -</b>	<b>35.304</b>	<b>23.606</b>	<b>58.910 (1)</b>	<b>73.81</b>		<b>10:03:14.308</b>
12 -	36.388	27.402	1:03.790	68.17	4.880	10:04:18.098

<b>P30 395 600 William NICHOLLS</b>			Yamaha R6 - Will Nicholls Farriery			
IDEAL LAP TIME : 1:01.813		BEST LAP TIME : 1:02.359		DIFFERENCE : 0.546		
LAP	SECTOR 1	SECTOR 2	LAP TIME	MPH	DIFF	TIME OF DAY
1 -	42.178	26.375	1:08.553	63.43	6.194	09:53:16.725
2 -	40.149	25.075	1:05.224	66.67	2.865	09:54:21.949
3 -	39.184	24.590	1:03.774	68.18	1.415	09:55:25.723
4 -	38.044	24.917	1:02.961 (3)	69.06	0.602	09:56:28.684
5 -	38.438	<b>23.921</b>	<b>1:02.359 (1)</b>	<b>69.73</b>		<b>09:57:31.043</b>
6 -	<b>37.892</b>	25.067	1:02.959 (2)	69.07	0.600	09:58:34.002



# BMCRC - MRO Championships 2023 - Rnd 8 @ Brands Hatch Indy

## L&W Contractors BMCRC Rookie 600 & Rookie 1000

### QUALIFYING - BEST SECTORS

SECTOR 1				SECTOR 2				IDEAL / BEST COMPARISON				
POS	NO	NAME	TIME	NO	NAME	TIME	POS	NO	NAME	IDEAL	BEST	DIFF
									<b>PERFECT LAP</b>	<b>50.360</b>		
1	100	CRANSTONE	<b>30.464</b>	100	CRANSTONE	<b>19.896</b>	1	100	CRANSTONE	50.360	50.397	<b>0.037</b>
2	87	THOMPSON	<b>30.777</b>	65	MONTINI	<b>20.196</b>	2	65	MONTINI	51.010	51.010	<b>0.000</b>
3	65	MONTINI	<b>30.814</b>	81	HARTLE	<b>20.326</b>	3	87	THOMPSON	51.145	51.487	<b>0.342</b>
4	24	MANLEY	<b>30.850</b>	87	THOMPSON	<b>20.368</b>	4	24	MANLEY	51.582	51.589	<b>0.007</b>
5	123	VINCER	<b>31.140</b>	123	VINCER	<b>20.503</b>	5	123	VINCER	51.643	51.747	<b>0.104</b>
6	149	WILKINS	<b>31.369</b>	149	WILKINS	<b>20.612</b>	6	81	HARTLE	51.709	52.174	<b>0.465</b>
7	28	WALKER	<b>31.370</b>	14	YIANNI	<b>20.632</b>	7	149	WILKINS	51.981	52.206	<b>0.225</b>
8	81	HARTLE	<b>31.383</b>	28	WALKER	<b>20.670</b>	8	28	WALKER	52.040	52.040	<b>0.000</b>
9	37	DAVEY	<b>31.439</b>	61	GAMBLE	<b>20.729</b>	9	61	GAMBLE	52.227	52.363	<b>0.136</b>
10	61	GAMBLE	<b>31.498</b>	24	MANLEY	<b>20.732</b>	10	14	YIANNI	52.255	52.255	<b>0.000</b>
11	14	YIANNI	<b>31.623</b>	40	LORD	<b>20.827</b>	11	37	DAVEY	52.441	52.502	<b>0.061</b>
12	40	LORD	<b>31.820</b>	643	HARRIS	<b>20.837</b>	12	40	LORD	52.647	52.647	<b>0.000</b>
13	643	HARRIS	<b>32.012</b>	37	DAVEY	<b>21.002</b>	13	643	HARRIS	52.849	52.849	<b>0.000</b>
14	23	PAES	<b>32.014</b>	23	PAES	<b>21.087</b>	14	23	PAES	53.101	53.188	<b>0.087</b>
15	36	MORGAN	<b>32.125</b>	36	MORGAN	<b>21.142</b>	15	36	MORGAN	53.267	53.267	<b>0.000</b>
16	124	STRUTT	<b>32.224</b>	124	STRUTT	<b>21.167</b>	16	124	STRUTT	53.391	53.582	<b>0.191</b>
17	191	DAVEY	<b>32.487</b>	191	DAVEY	<b>21.172</b>	17	191	DAVEY	53.659	53.853	<b>0.194</b>
18	52	CARRINGTON	<b>32.885</b>	627	MILLER	<b>21.624</b>	18	911	BRASTOCK	54.634	54.781	<b>0.147</b>
19	911	BRASTOCK	<b>32.937</b>	4	BEDWELL	<b>21.643</b>	19	52	CARRINGTON	54.723	54.978	<b>0.255</b>
20	413	CONSTANTINE	<b>33.101</b>	911	BRASTOCK	<b>21.697</b>	20	75	TUFNALL	54.857	55.060	<b>0.203</b>
21	75	TUFNALL	<b>33.155</b>	75	TUFNALL	<b>21.702</b>	21	413	CONSTANTINE	54.980	55.217	<b>0.237</b>
22	122	EGGINTON	<b>33.204</b>	90	ELLIOTT	<b>21.747</b>	22	4	BEDWELL	55.113	55.409	<b>0.296</b>
23	90	ELLIOTT	<b>33.441</b>	52	CARRINGTON	<b>21.838</b>	23	90	ELLIOTT	55.188	55.188	<b>0.000</b>
24	4	BEDWELL	<b>33.470</b>	413	CONSTANTINE	<b>21.879</b>	24	122	EGGINTON	55.219	55.256	<b>0.037</b>
25	825	OWENS	<b>33.663</b>	825	OWENS	<b>22.011</b>	25	825	OWENS	55.674	55.674	<b>0.000</b>
26	627	MILLER	<b>34.562</b>	122	EGGINTON	<b>22.015</b>	26	627	MILLER	56.186	56.466	<b>0.280</b>
27	916	FREWIN	<b>34.906</b>	916	FREWIN	<b>23.155</b>	27	916	FREWIN	58.061	58.061	<b>0.000</b>
28	101	HINCH	<b>35.304</b>	101	HINCH	<b>23.606</b>	28	101	HINCH	58.910	58.910	<b>0.000</b>
29	395	NICHOLLS	<b>37.892</b>	395	NICHOLLS	<b>23.921</b>	29	395	NICHOLLS	1:01.813	1:02.359	<b>0.546</b>
30							30	115	MAHER		52.377	

# BMCRC - MRO Championships 2023 - Rnd 8 @ Brands Hatch Indy

## L&W Contractors BMCRC Rookie 600 & Rookie 1000

### QUALIFYING - STATISTICS

**Competitors Started** 30  
**Planned Start** 2023-09-30 @ 09:45:00.000  
**Actual Start** 2023-09-30 @ 09:51:27.063  
**Finish Time** 2023-09-30 @ 10:03:29.263  
**Track Length** 1.2079mi.  
**Total Laps** 304  
**Total Distance Covered** 367.2154mi.

### Session Fastest Lap History

NO	CL	NAME	LAP TIME	TIME OF DAY	LAP	VEHICLE
24	600	Callum MANLEY	56.288	09:52:51.675	1	Honda CBR600 RR
100	1000	Sam CRANSTONE	54.070	09:53:13.405	1	Bmw S1000RR
24	600	Callum MANLEY	53.473	09:53:45.147	2	Honda CBR600 RR
100	1000	Sam CRANSTONE	51.771	09:54:05.176	2	Bmw S1000RR
24	600	Callum MANLEY	51.589	09:55:28.708	4	Honda CBR600 RR
100	1000	Sam CRANSTONE	50.883	09:55:48.100	4	Bmw S1000RR
100	1000	Sam CRANSTONE	50.553	09:57:29.773	6	Bmw S1000RR
100	1000	Sam CRANSTONE	50.397	09:58:20.170	7	Bmw S1000RR

### Flag History

TYPE	TIME OF DAY
GREEN	09:51:27.063
FINISH	10:03:29.263

### Flag Statistics

TYPE	COUNT	TOTAL LAPS	TOTAL TIME
Green	1	13	12:55.327
Red	0	0	0.000
Safety Car	0	0	0.000
FCY	0	0	0.000

# BMCRC - MRO Championships 2023 - Rnd 8 @ Brands Hatch Indy

## L&W Contractors BMCRC Rookie 600 & Rookie 1000

### QUALIFYING - STATISTICS

CLASS : 1000

13 Starters

#### Fastest Lap History

NO	NAME	LAP TIME	TIME OF DAY	LAP	VEHICLE
23	Jason PAES	57.009	09:52:52.038	1	Aprilia RSV4
100	Sam CRANSTONE	54.070	09:53:13.405	1	Bmw S1000RR
100	Sam CRANSTONE	51.771	09:54:05.176	2	Bmw S1000RR
100	Sam CRANSTONE	50.883	09:55:48.100	4	Bmw S1000RR
100	Sam CRANSTONE	50.553	09:57:29.773	6	Bmw S1000RR
100	Sam CRANSTONE	50.397	09:58:20.170	7	Bmw S1000RR

# BMCRC - MRO Championships 2023 - Rnd 8 @ Brands Hatch Indy

## L&W Contractors BMCRC Rookie 600 & Rookie 1000

### QUALIFYING - STATISTICS

**CLASS : 600**

17 Starters

#### Fastest Lap History

NO	NAME	LAP TIME	TIME OF DAY	LAP	VEHICLE
24	Callum MANLEY	<b>56.288</b>	09:52:51.675	1	Honda CBR600 RR
24	Callum MANLEY	<b>53.473</b>	09:53:45.147	2	Honda CBR600 RR
24	Callum MANLEY	<b>51.973</b>	09:54:37.121	3	Honda CBR600 RR
24	Callum MANLEY	<b>51.589</b>	09:55:28.708	4	Honda CBR600 RR
65	Frank MONTINI	<b>51.010</b>	10:00:18.070	9	Triumph DAYTONA 675R

# BMCRC - MRO Championships 2023 - Rnd 8 @ Brands Hatch Indy

## L&W Contractors BMCRC Rookie 600 & Rookie 1000

### RACE 4 - GRID - AMENDED (9 Laps)



CONTRACTORS LTD

ROW 12	36	1:02.359	<b>395</b> William NICHOLLS	35	58.061	<b>916</b> Adam FREWIN	34	55.674	<b>825</b> Cody OWENS		
ROW 11			33	55.409	<b>4</b> Kallum BEDWELL	32	55.256	<b>122</b> James EGGINTON	31	55.217	<b>413</b> Paul CONSTANTINE
ROW 10	30	55.188	<b>90</b> Tom ELLIOTT	29	55.060	<b>75</b> Alex TUFNALL	28	54.978	<b>52</b> Spencer CARRINGTON		
ROW 9			27	54.781	<b>911</b> Tom BRASTOCK	26	53.582	<b>124</b> Mark STRUTT	25	52.849	<b>643</b> Harry HARRIS
ROW 8	24	52.647	<b>40</b> James LORD	23	52.377	<b>115</b> Brian MAHER	22	52.363	<b>61</b> Jason GAMBLE		
ROW 7			21	52.040	<b>28</b> Tom WALKER	20	51.589	<b>24</b> Callum MANLEY	19	51.010	<b>65</b> Frank MONTINI
ROW 6	18			17			16				
ROW 5			15			14	<b>991</b> Daniel CLEARY	13	<b>125</b> Matthew CHAM		
ROW 4	12	58.910	<b>101</b> David HINCH	11	56.466	<b>627</b> Dean MILLER	10	53.853	<b>191</b> Maurice DAVEY		
ROW 3			9	53.267	<b>36</b> Alan MORGAN	8	53.188	<b>23</b> Jason PAES	7	52.502	<b>37</b> Adam DAVEY
ROW 2	6	52.255	<b>14</b> Alex YIANNI	5	52.206	<b>149</b> David WILKINS	4	52.174	<b>81</b> Dan HARTLE		
ROW 1			3	51.747	<b>123</b> James VINCER	2	51.487	<b>87</b> Karl THOMPSON	1	50.397	<b>100</b> Sam CRANSTONE
<b>Pole</b>											

Brands Hatch Indy: 1.2079 miles

These results are provisional until the conclusion of any judicial and technical matters.

Clerk Of Course :	Stewards :	Timekeeper : <i>Craig Smith</i>
-------------------	------------	------------------------------------

Results can be found at [www.tsl-timing.com](http://www.tsl-timing.com)

Printed - 10:31 Saturday, 30 September 2023



# BMCRC - MRO Championships 2023 - Rnd 8 @ Brands Hatch Indy

## L&W Contractors BMCRC Rookie 600 & Rookie 1000

### RACE 4 - CLASSIFICATION



CONTRACTORS LTD

POS	NO	CL	PIC NAME	ENTRY	LAPS	TIME	GAP	DIFF	MPH	BEST	ON
1	100	1000	1 Sam CRANSTONE	Bmw S1000RR - Fortis racing	9	7:42.854			84.55	49.999	2
2	87	1000	2 Karl THOMPSON	Yamaha R1 - #Teamrace	9	7:47.520	4.666	4.666	83.71	50.949	7
3	149	1000	3 David WILKINS	Yamaha R1 - TwoClicksOut Racing	9	7:48.209	5.355	0.689	83.58	50.764	2
4	123	1000	4 James VINCER	Kawasaki ZX 10 - A W RACING LTD	9	7:49.460	6.606	1.251	83.36	51.225	7
5	81	1000	5 Dan HARTLE	Yamaha R1 2CR - #Teamrace	9	7:56.439	13.585	6.979	82.14	51.517	4
6	23	1000	6 Jason PAES	Aprilia RSV4 - J&R Electrical Ltd	9	8:00.518	17.664	4.079	81.44	52.099	3
7	37	1000	7 Adam DAVEY	BMW S1000RR - Cayman convertible roof repairs	9	8:04.291	21.437	3.773	80.81	52.571	7
8	36	1000	8 Alan MORGAN	Suzuki GSXR 1000 - Little Duck Racing	9	8:05.428	22.574	1.137	80.62	52.709	7
9	24	600	1 Callum MANLEY	Honda CBR600 RR - Bec's Sweets	9	8:05.796	22.942	0.368	80.56	50.789	4
10	28	600	2 Tom WALKER	Honda CBR600RR - TRW Racing	9	8:10.166	27.312	4.370	79.84	50.710	5
11	191	1000	9 Maurice DAVEY	Suzuki GSXR 1000 - M D racing	9	8:17.798	34.944	7.632	78.62	53.980	3
12	65	600	3 Frank MONTINI	Triumph DAYTONA 675R - Sara Johnson	9	8:18.332	35.478	0.534	78.53	51.705	5
13	124	600	4 Mark STRUTT	Yamaha R6 - MPS Developments LTD	9	8:20.825	37.971	2.493	78.14	52.301	4
14	115	600	5 Brian MAHER	Yamaha R6 -	9	8:24.814	41.960	3.989	77.52	53.127	3
15	643	600	6 Harry HARRIS	Yamaha R6 - Bespoke bathing	9	8:25.055	42.201	0.241	77.49	53.051	3
16	40	600	7 James LORD	Triumph DAYTONA 675R -	9	8:25.497	42.643	0.442	77.42	52.961	4
17	627	1000	10 Dean MILLER	Yamaha R1 - Self-sponsored	9	8:32.447	49.593	6.950	76.37	55.227	8
18	911	600	8 Tom BRASTOCK	Suzuki GSXR 600 - MY POCKET	8	7:46.668	1 Lap	1 Lap	74.54	54.206	7
19	75	600	9 Alex TUFNALL	Kawasaki 636 -	8	7:48.395	1 Lap	1.727	74.27	53.928	8
20	122	600	10 James EGGINTON	Kawasaki ZX6R - Advance Computer Services - www	8	7:48.418	1 Lap	0.023	74.26	54.036	8
21	4	600	11 Kallum BEDWELL	Yamaha R6 - CTHL-Connected to homes ltd	8	7:49.316	1 Lap	0.898	74.12	54.147	8
22	825	600	12 Cody OWENS	Suzuki GSXR 600 - Crippling debt	8	7:51.205	1 Lap	1.889	73.82	53.203	8
23	90	600	13 Tom ELLIOTT	Yamaha R6 - A. Harland Race Services	8	7:51.665	1 Lap	0.460	73.75	54.679	8
24	413	600	14 Paul CONSTANTINE	Kawasaki ZX6R -	8	7:56.245	1 Lap	4.580	73.04	54.779	5
25	52	600	15 Spencer CARRINGTON	Yamaha R6 - seton tuning	8	7:56.834	1 Lap	0.589	72.95	54.682	5
26	101	1000	11 David HINCH	Suzuki GSXR - David Burnell Financial Services	8	7:57.598	1 Lap	0.764	72.84	58.138	3
27	916	600	16 Adam FREWIN	Yamaha R6 - Mundo Street food Ibiza	8	8:12.171	1 Lap	14.573	70.68	56.498	3
28	395	600	17 William NICHOLLS	Yamaha R6 - Will Nicholls Farriery	8	8:36.405	1 Lap	24.234	67.36	59.973	4

#### NOT CLASSIFIED

DNF	14	1000	Alex YIANNI	BMW S1000 RR - Airpack 2000 Racing	8	7:03.874	1 Lap		82.07	51.964	8
-----	----	------	-------------	------------------------------------	---	----------	-------	--	-------	--------	---

#### FASTEST LAP

100	1000	Sam CRANSTONE	Bmw S1000RR - Fortis racing	2	49.999	86.97 mph	139.97 kph
28	600	Tom WALKER	Honda CBR600RR - TRW Racing	5	50.710	85.75 mph	138.00 kph

Class 1000 - 92.5% of Race Speed = 78.20 mph

Class 600 - 92.5% of Race Speed = 74.51 mph

Weather / Track : Cloudy / Dry

These results are provisional until the conclusion of any judicial and technical matters.

Race Distance: 9 Laps / 10.87 miles

Brands Hatch Indy: 1.2079 miles

Date: 30/09/2023 Start: 12:28 Finish: 12:36

Clerk Of Course :

Stewards :

Timekeeper :

*Craig Smith*

Results can be found at [www.tsl-timing.com](http://www.tsl-timing.com)

Printed - 12:44 Saturday, 30 September 2023



# BMCRC - MRO Championships 2023 - Rnd 8 @ Brands Hatch Indy

## L&W Contractors BMCRC Rookie 600 & Rookie 1000

### RACE 4 - LAP CHART

LAP 1 @ 12:29:37.673		
NO	BEHIND	LAP TIME

100		54.504
87	1.591	56.095
149	2.233	56.737
123	2.746	57.250
14	3.160	57.664
36	4.285	58.789
23	4.751	59.255
37	5.337	59.841
81	5.408	59.912
191	5.843	1:00.347
627	7.736	1:02.240
101	11.953	1:06.457
24	21.592	1:16.096
65	22.125	1:16.629
28	22.409	1:16.913
643	23.184	1:17.688
115	23.437	1:17.941
40	24.257	1:18.761
124	24.337	1:18.841
75	28.395	1:22.899
4	28.694	1:23.198
911	28.916	1:23.420
413	29.134	1:23.638
825	29.350	1:23.854
122	29.446	1:23.950
90	29.537	1:24.041
52	29.834	1:24.338
916	30.210	1:24.714
395	33.781	1:28.285

LAP 2 @ 12:30:27.672		
NO	BEHIND	LAP TIME

100		49.999
87	2.614	51.022
149	2.998	50.764
123	4.022	51.275
14	5.149	51.988
23	7.616	52.864
36	7.763	53.477
37	8.397	53.059
81	8.473	53.064
191	10.033	54.189
627	13.738	56.001
101	21.252	59.298
24	22.952	51.359
28	24.092	51.682
65	24.758	52.632
643	26.313	53.128
115	26.642	53.204
124	26.787	52.449
40	27.566	53.308
4	34.241	55.546
75	35.073	56.677
911	35.464	56.547
413	35.876	56.741
122	35.967	56.520
825	36.587	57.236
90	36.626	57.088
52	37.118	57.283
916	37.439	57.228
395	44.905	1:01.123

LAP 3 @ 12:31:17.718		
NO	BEHIND	LAP TIME

100		50.046
87	3.612	51.044
149	4.092	51.140
123	5.213	51.237
14	7.281	52.178
23	9.669	52.099
81	10.241	51.814
36	10.533	52.816
37	11.487	53.136
191	13.967	53.980
627	20.483	56.791
24	24.060	51.154
28	25.608	51.562
65	27.096	52.384
643	29.318	53.051
101	29.344	58.138
124	29.492	52.751
115	29.723	53.127
40	30.498	52.978
4	39.548	55.353
911	40.000	54.582
122	40.863	54.942
75	41.069	56.042
413	41.495	55.665
90	41.576	54.996
825	42.099	55.558
52	42.515	55.443
916	43.891	56.498

LAP 4 @ 12:32:08.367		
NO	BEHIND	LAP TIME

100		50.649
87	4.388	51.425
149	4.614	51.171
395	1 Lap	1:00.479
123	5.901	51.337
14	9.313	52.681
81	11.109	51.517
23	11.189	52.169
36	13.100	53.216
37	13.509	52.671
191	18.180	54.862
24	24.200	50.789
28	26.720	51.761
627	26.835	57.001
65	28.431	51.984
124	31.144	52.301
643	32.222	53.553
115	32.397	53.323
40	32.810	52.961
101	37.709	59.014
911	44.158	54.807
4	44.584	55.685
122	44.702	54.488
75	45.072	54.652
413	45.948	55.102
90	46.130	55.203
825	46.502	55.052
52	46.953	55.087
916	50.120	56.878

LAP 5 @ 12:32:59.248		
NO	BEHIND	LAP TIME

100		50.881
149	4.975	51.242
87	5.251	51.744
123	6.616	51.596
14	11.633	53.201
81	12.535	52.307
23	13.028	52.720
395	1 Lap	59.973
36	15.019	52.800
37	15.813	53.185
191	22.342	55.043
24	24.216	50.897
28	26.549	50.710
65	29.255	51.705
627	31.887	55.933
124	32.864	52.601
643	34.553	53.212
115	34.740	53.224
40	35.071	53.142
101	45.830	59.002
911	47.665	54.388
4	48.770	55.067
122	49.244	55.423
75	49.418	55.227
413	49.846	54.779
90	50.077	54.828
825	50.488	54.867

LAP 6 @ 12:33:49.856		
NO	BEHIND	LAP TIME

100		50.608
52	1 Lap	54.682
149	5.493	51.126
87	5.625	50.982
123	7.328	51.320
916	1 Lap	58.918
14	13.091	52.066
81	13.484	51.557
23	14.681	52.261
36	17.735	53.324
37	18.184	52.979
395	1 Lap	1:01.170
24	25.027	51.419
191	26.212	54.478
28	27.138	51.197
65	30.675	52.028
124	35.822	53.566
627	37.149	55.870
643	37.283	53.338
115	37.348	53.216
40	37.806	53.343
911	51.523	54.466
122	53.330	54.694
101	53.540	58.318

LAP 7 @ 12:34:43.443		
NO	BEHIND	LAP TIME

100		53.587
4	1 Lap	55.507
75	1 Lap	54.951
90	1 Lap	54.732
413	1 Lap	54.997

825	1 Lap	54.845
52	1 Lap	55.985
87	2.987	50.949
149	3.546	51.640
123	4.966	51.225
14	11.636	52.132
81	11.679	51.782
916	1 Lap	58.551
23	13.280	52.186
36	16.857	52.709
37	17.168	52.571
24	22.797	51.357
28	26.370	52.819
191	28.046	55.421
65	29.607	52.519
395	1 Lap	1:00.915
124	34.705	52.470
643	36.828	53.132
115	37.014	53.253
40	37.346	53.127
627	39.357	55.795

LAP 8 @ 12:35:35.155		
NO	BEHIND	LAP TIME

100		51.712
911	1 Lap	54.206
122	1 Lap	54.365
75	1 Lap	54.019
87	3.145	51.870
4	1 Lap	54.813
149	4.634	52.800
90	1 Lap	56.098
825	1 Lap	56.590
123	6.154	52.900
413	1 Lap	57.398
101	1 Lap	58.139
52	1 Lap	56.688
81	11.803	51.836
14	11.888	51.964
23	14.648	53.080
36	18.872	53.727
37	19.204	53.748
916	1 Lap	59.186
24	22.249	51.164
28	25.841	51.183
191	30.995	54.661
65	31.425	53.530
124	35.933	52.940
643	39.187	54.071
115	39.383	54.081
40	39.626	53.992
395	1 Lap	1:01.912
627	42.872	55.227

LAP 9 @ 12:36:26.023		
NO	BEHIND	LAP TIME

100		50.868
911	1 Lap	54.252
87	4.666	52.389
149	5.355	51.589
75	1 Lap	53.928
122	1 Lap	54.036
4	1 Lap	54.147
123	6.606	51.320
825	1 Lap	53.203

# BMCRC - MRO Championships 2023 - Rnd 8 @ Brands Hatch Indy

## L&W Contractors BMCRC Rookie 600 & Rookie 1000

### RACE 4 - POSITION CHART

No	Name	Lap											
		Pos	1	2	3	4	5	6	7	8	9	10	
100	CRANSTONE	1	100	100	100	100	100	100	100	100	100	100	100
87	THOMPSON	2	87	87	87	87	149	149	87	87	87	87	87
123	VINCER	3	149	149	149	149	87	87	149	149	149	149	149
81	HARTLE	4	123	123	123	123	123	123	123	123	123	123	123
149	WILKINS	5	14	14	14	14	14	14	14	14	81	81	81
14	YIANNI	6	36	23	23	81	81	81	81	14	23	23	23
37	DAVEY	7	23	36	81	23	23	23	23	23	37	37	37
23	PAES	8	37	37	36	36	36	36	36	36	36	36	36
36	MORGAN	9	81	81	37	37	37	37	37	37	37	24	24
191	DAVEY	10	191	191	191	191	191	24	24	24	24	28	28
627	MILLER	11	627	627	627	24	24	191	28	28	191	191	191
101	HINCH	12	101	101	24	28	28	28	191	191	65	65	65
65	MONTINI	13	24	24	28	627	65	65	65	65	124	124	124
24	MANLEY	14	65	28	65	65	627	124	124	124	115	115	115
28	WALKER	15	28	65	643	124	124	627	643	643	643	643	643
115	MAHER	16	643	643	101	643	643	643	115	115	40	40	40
40	LORD	17	115	115	124	115	115	115	40	40	627	627	627
643	HARRIS	18	40	124	115	40	40	40	627	627	627	627	627
124	STRUTT	19	124	40	40	101	101	911	911	911	911	911	911
911	BRASTOCK	20	75	4	4	911	911	122	122	75	75	75	75
52	CARRINGTON	21	4	75	911	4	4	101	75	122	122	122	122
75	TUFNALL	22	911	911	122	122	122	4	4	4	4	4	4
90	ELLIOTT	23	413	413	75	75	75	75	90	825	825	825	825
413	CONSTANTINE	24	825	122	413	413	413	90	825	90	90	90	90
122	EGGINTON	25	122	825	90	90	90	413	413	413	413	413	413
4	BEDWELL	26	90	90	825	825	825	825	101	52	52	52	52
825	OWENS	27	52	52	52	52	52	52	52	101	101	101	101
916	FREWIN	28	916	916	916	916	916	916	916	916	916	916	916
395	NICHOLLS	29	395	395	395	395	395	395	395	395	395	395	395



# BMCRC - MRO Championships 2023 - Rnd 8 @ Brands Hatch Indy

## L&W Contractors BMCRC Rookie 600 & Rookie 1000

### RACE 4 - SECTOR ANALYSIS



SECTOR 1 = FL to I1, SECTOR 2 = I1 to FL, DIFF = Difference To Personal Best Lap, P = Crossed Finish Line in Pit Lane, D = Time Disallowed

P1		100	1000	Sam CRANSTONE	Bmw S1000RR - Fortis racing			
IDEAL LAP TIME :		49.999		BEST LAP TIME :	49.999		DIFFERENCE :	0.000
LAP	SECTOR 1	SECTOR 2		LAP TIME	MPH	DIFF	TIME OF DAY	
1 -		20.148		54.504	79.78	4.505	12:29:37.673	
2 -	<b>30.146</b>	<b>19.853</b>		<b>49.999 (1)</b>	<b>86.97</b>		<b>12:30:27.672</b>	
3 -	30.161	19.885		50.046 (2)	86.89	0.047	12:31:17.718	
4 -	30.648	20.001		50.649	85.85	0.650	12:32:08.367	
5 -	30.677	20.204		50.881	85.46	0.882	12:32:59.248	
6 -	30.705	19.903		50.608 (3)	85.92	0.609	12:33:49.856	
7 -	31.898	21.689		53.587	81.15	3.588	12:34:43.443	
8 -	30.571	21.141		51.712	84.09	1.713	12:35:35.155	
9 -	30.500	20.368		50.868	85.48	0.869	12:36:26.023	

P2		87	1000	Karl THOMPSON	Yamaha R1 - #Teamrace			
IDEAL LAP TIME :		50.807		BEST LAP TIME :	50.949		DIFFERENCE :	0.142
LAP	SECTOR 1	SECTOR 2		LAP TIME	MPH	DIFF	TIME OF DAY	
1 -		20.352		56.095	77.52	5.146	12:29:39.264	
2 -	30.572	20.450		51.022 (3)	85.22	0.073	12:30:30.286	
3 -	30.794	<b>20.250</b>		51.044	85.19	0.095	12:31:21.330	
4 -	30.737	20.688		51.425	84.56	0.476	12:32:12.755	
5 -	31.296	20.448		51.744	84.04	0.795	12:33:04.499	
6 -	30.568	20.414		50.982 (2)	85.29	0.033	12:33:55.481	
7 -	<b>30.557</b>	20.392		<b>50.949 (1)</b>	<b>85.35</b>		<b>12:34:46.430</b>	
8 -	31.408	20.462		51.870	83.83	0.921	12:35:38.300	
9 -	31.520	20.869		52.389	83.00	1.440	12:36:30.689	

P3		149	1000	David WILKINS	Yamaha R1 - TwoClicksOut Racing			
IDEAL LAP TIME :		50.733		BEST LAP TIME :	50.764		DIFFERENCE :	0.031
LAP	SECTOR 1	SECTOR 2		LAP TIME	MPH	DIFF	TIME OF DAY	
1 -		20.380		56.737	76.64	5.973	12:29:39.906	
2 -	30.566	<b>20.198</b>		<b>50.764 (1)</b>	<b>85.66</b>		<b>12:30:30.670</b>	
3 -	30.863	20.277		51.140 (3)	85.03	0.376	12:31:21.810	
4 -	30.649	20.522		51.171	84.98	0.407	12:32:12.981	
5 -	30.929	20.313		51.242	84.86	0.478	12:33:04.223	
6 -	<b>30.535</b>	20.591		51.126 (2)	85.05	0.362	12:33:55.349	
7 -	31.012	20.628		51.640	84.20	0.876	12:34:46.989	
8 -	31.593	21.207		52.800	82.35	2.036	12:35:39.789	
9 -	31.104	20.485		51.589	84.29	0.825	12:36:31.378	

P4		123	1000	James VINCER	Kawasaki ZX 10 - A W RACING LTD			
IDEAL LAP TIME :		50.994		BEST LAP TIME :	51.225		DIFFERENCE :	0.231
LAP	SECTOR 1	SECTOR 2		LAP TIME	MPH	DIFF	TIME OF DAY	
1 -		20.635		57.250	75.95	6.025	12:29:40.419	
2 -	31.009	20.266		51.275 (3)	84.80	0.050	12:30:31.694	
3 -	30.983	<b>20.254</b>		51.237 (2)	84.87	0.012	12:31:22.931	
4 -	31.029	20.308		51.337	84.70	0.112	12:32:14.268	
5 -	31.199	20.397		51.596	84.28	0.371	12:33:05.864	
6 -	31.028	20.292		51.320	84.73	0.095	12:33:57.184	
7 -	30.886	20.339		<b>51.225 (1)</b>	<b>84.89</b>		<b>12:34:48.409</b>	
8 -	<b>30.740</b>	22.160		52.900	82.20	1.675	12:35:41.309	
9 -	30.952	20.368		51.320	84.73	0.095	12:36:32.629	

# BMCRC - MRO Championships 2023 - Rnd 8 @ Brands Hatch Indy

## L&W Contractors BMCRC Rookie 600 & Rookie 1000

### RACE 4 - SECTOR ANALYSIS



SECTOR 1 = FL to I1, SECTOR 2 = I1 to FL, DIFF = Difference To Personal Best Lap, P = Crossed Finish Line in Pit Lane, D = Time Disallowed

P5 81 1000 Dan HARTLE			Yamaha R1 2CR - #Teamrace			
IDEAL LAP TIME : 51.093		BEST LAP TIME : 51.517	DIFFERENCE : 0.424			
LAP	SECTOR 1	SECTOR 2	LAP TIME	MPH	DIFF	TIME OF DAY
1 -		21.367	59.912	72.58	8.395	12:29:43.081
2 -	32.112	20.952	53.064	81.95	1.547	12:30:36.145
3 -	31.268	20.546	51.814	83.92	0.297	12:31:27.959
4 -	31.275	<b>20.242</b>	<b>51.517 (1)</b>	<b>84.41</b>		<b>12:32:19.476</b>
5 -	31.462	20.845	52.307	83.13	0.790	12:33:11.783
6 -	31.248	20.309	51.557 (2)	84.34	0.040	12:34:03.340
7 -	31.178	20.604	51.782 (3)	83.97	0.265	12:34:55.122
8 -	31.177	20.659	51.836	83.89	0.319	12:35:46.958
9 -	<b>30.851</b>	21.799	52.650	82.59	1.133	12:36:39.608

P6 23 1000 Jason PAES			Aprilia RSV4 - J&R Electrical Ltd			
IDEAL LAP TIME : 51.830		BEST LAP TIME : 52.099	DIFFERENCE : 0.269			
LAP	SECTOR 1	SECTOR 2	LAP TIME	MPH	DIFF	TIME OF DAY
1 -		20.970	59.255	73.38	7.156	12:29:42.424
2 -	31.733	21.131	52.864	82.26	0.765	12:30:35.288
3 -	<b>31.276</b>	20.823	<b>52.099 (1)</b>	<b>83.46</b>		<b>12:31:27.387</b>
4 -	31.615	<b>20.554</b>	52.169 (2)	83.35	0.070	12:32:19.556
5 -	31.704	21.016	52.720	82.48	0.621	12:33:12.276
6 -	31.644	20.617	52.261	83.20	0.162	12:34:04.537
7 -	31.439	20.747	52.186 (3)	83.32	0.087	12:34:56.723
8 -	32.143	20.937	53.080	81.92	0.981	12:35:49.803
9 -	32.556	21.328	53.884	80.70	1.785	12:36:43.687

P7 37 1000 Adam DAVEY			BMW S1000RR - Cayman convertible roof repairs			
IDEAL LAP TIME : 52.480		BEST LAP TIME : 52.571	DIFFERENCE : 0.091			
LAP	SECTOR 1	SECTOR 2	LAP TIME	MPH	DIFF	TIME OF DAY
1 -		21.494	59.841	72.66	7.270	12:29:43.010
2 -	31.950	21.109	53.059	81.95	0.488	12:30:36.069
3 -	31.859	21.277	53.136	81.83	0.565	12:31:29.205
4 -	31.573	21.098	52.671 (2)	82.56	0.100	12:32:21.876
5 -	32.054	21.131	53.185	81.76	0.614	12:33:15.061
6 -	31.942	21.037	52.979 (3)	82.08	0.408	12:34:08.040
7 -	<b>31.516</b>	21.055	<b>52.571 (1)</b>	<b>82.71</b>		<b>12:35:00.611</b>
8 -	31.723	22.025	53.748	80.90	1.177	12:35:54.359
9 -	32.137	<b>20.964</b>	53.101	81.89	0.530	12:36:47.460

P8 36 1000 Alan MORGAN			Suzuki GSXR 1000 - Little Duck Racing			
IDEAL LAP TIME : 52.488		BEST LAP TIME : 52.709	DIFFERENCE : 0.221			
LAP	SECTOR 1	SECTOR 2	LAP TIME	MPH	DIFF	TIME OF DAY
1 -		<b>20.914</b>	58.789	73.96	6.080	12:29:41.958
2 -	31.947	21.530	53.477	81.31	0.768	12:30:35.435
3 -	<b>31.574</b>	21.242	52.816 (3)	82.33	0.107	12:31:28.251
4 -	31.659	21.557	53.216	81.71	0.507	12:32:21.467
5 -	31.659	21.141	52.800 (2)	82.35	0.091	12:33:14.267
6 -	32.075	21.249	53.324	81.55	0.615	12:34:07.591
7 -	31.592	21.117	<b>52.709 (1)</b>	<b>82.50</b>		<b>12:35:00.300</b>
8 -	31.773	21.954	53.727	80.93	1.018	12:35:54.027
9 -	32.753	21.817	54.570	79.68	1.861	12:36:48.597

# BMCRC - MRO Championships 2023 - Rnd 8 @ Brands Hatch Indy

## L&W Contractors BMCRC Rookie 600 & Rookie 1000

### RACE 4 - SECTOR ANALYSIS



SECTOR 1 = FL to I1, SECTOR 2 = I1 to FL, DIFF = Difference To Personal Best Lap, P = Crossed Finish Line in Pit Lane, D = Time Disallowed

P9 24 600		Callum MANLEY		Honda CBR600 RR - Bec's Sweets		
IDEAL LAP TIME : 50.789		BEST LAP TIME : 50.789		DIFFERENCE : 0.000		
LAP	SECTOR 1	SECTOR 2	LAP TIME	MPH	DIFF	TIME OF DAY
1 -		20.763	1:16.096	57.14	25.307	12:29:59.265
2 -	30.810	20.549	51.359	84.67	0.570	12:30:50.624
3 -	30.731	20.423	51.154 (3)	85.01	0.365	12:31:41.778
4 -	<b>30.469</b>	<b>20.320</b>	<b>50.789 (1)</b>	<b>85.62</b>		<b>12:32:32.567</b>
5 -	30.537	20.360	50.897 (2)	85.43	0.108	12:33:23.464
6 -	30.892	20.527	51.419	84.57	0.630	12:34:14.883
7 -	30.814	20.543	51.357	84.67	0.568	12:35:06.240
8 -	30.667	20.497	51.164	84.99	0.375	12:35:57.404
9 -	31.182	20.379	51.561	84.33	0.772	12:36:48.965

P10 28 600		Tom WALKER		Honda CBR600RR - TRW Racing		
IDEAL LAP TIME : 50.710		BEST LAP TIME : 50.710		DIFFERENCE : 0.000		
LAP	SECTOR 1	SECTOR 2	LAP TIME	MPH	DIFF	TIME OF DAY
1 -		20.853	1:16.913	56.53	26.203	12:30:00.082
2 -	31.187	20.495	51.682	84.14	0.972	12:30:51.764
3 -	31.114	20.448	51.562	84.33	0.852	12:31:43.326
4 -	30.823	20.938	51.761	84.01	1.051	12:32:35.087
5 -	<b>30.547</b>	<b>20.163</b>	<b>50.710 (1)</b>	<b>85.75</b>		<b>12:33:25.797</b>
6 -	30.840	20.357	51.197 (3)	84.93	0.487	12:34:16.994
7 -	32.348	20.471	52.819	82.33	2.109	12:35:09.813
8 -	30.831	20.352	51.183 (2)	84.96	0.473	12:36:00.996
9 -	31.339	21.000	52.339	83.08	1.629	12:36:53.335

P11 191 1000		Maurice DAVEY		Suzuki GSXR 1000 - M D racing		
IDEAL LAP TIME : 53.719		BEST LAP TIME : 53.980		DIFFERENCE : 0.261		
LAP	SECTOR 1	SECTOR 2	LAP TIME	MPH	DIFF	TIME OF DAY
1 -		21.312	1:00.347	72.05	6.367	12:29:43.516
2 -	33.013	21.176	54.189 (2)	80.24	0.209	12:30:37.705
3 -	<b>32.635</b>	21.345	<b>53.980 (1)</b>	<b>80.55</b>		<b>12:31:31.685</b>
4 -	33.510	21.352	54.862	79.26	0.882	12:32:26.547
5 -	33.626	21.417	55.043	79.00	1.063	12:33:21.590
6 -	33.394	<b>21.084</b>	54.478 (3)	79.82	0.498	12:34:16.068
7 -	34.106	21.315	55.421	78.46	1.441	12:35:11.489
8 -	33.315	21.346	54.661	79.55	0.681	12:36:06.150
9 -	33.488	21.329	54.817	79.32	0.837	12:37:00.967

P12 65 600		Frank MONTINI		Triumph DAYTONA 675R - Sara Johnson		
IDEAL LAP TIME : 51.705		BEST LAP TIME : 51.705		DIFFERENCE : 0.000		
LAP	SECTOR 1	SECTOR 2	LAP TIME	MPH	DIFF	TIME OF DAY
1 -		20.698	1:16.629	56.74	24.924	12:29:59.798
2 -	31.871	20.761	52.632	82.62	0.927	12:30:52.430
3 -	31.494	20.890	52.384	83.01	0.679	12:31:44.814
4 -	31.313	20.671	51.984 (2)	83.65	0.279	12:32:36.798
5 -	<b>31.161</b>	<b>20.544</b>	<b>51.705 (1)</b>	<b>84.10</b>		<b>12:33:28.503</b>
6 -	31.234	20.794	52.028 (3)	83.58	0.323	12:34:20.531
7 -	31.490	21.029	52.519	82.80	0.814	12:35:13.050
8 -	31.983	21.547	53.530	81.23	1.825	12:36:06.580
9 -	33.377	21.544	54.921	79.17	3.216	12:37:01.501

# BMCRC - MRO Championships 2023 - Rnd 8 @ Brands Hatch Indy

## L&W Contractors BMCRC Rookie 600 & Rookie 1000

### RACE 4 - SECTOR ANALYSIS



SECTOR 1 = FL to I1, SECTOR 2 = I1 to FL, DIFF = Difference To Personal Best Lap, P = Crossed Finish Line in Pit Lane, D = Time Disallowed

P13 124 600		Mark STRUTT		Yamaha R6 - MPS Developments LTD			
IDEAL LAP TIME : 52.301		BEST LAP TIME : 52.301		DIFFERENCE : 0.000			
LAP	SECTOR 1	SECTOR 2	LAP TIME	MPH	DIFF	TIME OF DAY	
1 -		21.131	1:18.841	55.15	26.540	12:30:02.010	
2 -	31.605	20.844	52.449 (2)	82.91	0.148	12:30:54.459	
3 -	31.845	20.906	52.751	82.43	0.450	12:31:47.210	
4 -	<b>31.591</b>	<b>20.710</b>	<b>52.301 (1)</b>	<b>83.14</b>		<b>12:32:39.511</b>	
5 -	31.756	20.845	52.601	82.67	0.300	12:33:32.112	
6 -	32.779	20.787	53.566	81.18	1.265	12:34:25.678	
7 -	31.654	20.816	52.470 (3)	82.87	0.169	12:35:18.148	
8 -	32.113	20.827	52.940	82.14	0.639	12:36:11.088	
9 -	32.011	20.895	52.906	82.19	0.605	12:37:03.994	

P14 115 600		Brian MAHER		Yamaha R6 -			
IDEAL LAP TIME : 52.881		BEST LAP TIME : 53.127		DIFFERENCE : 0.246			
LAP	SECTOR 1	SECTOR 2	LAP TIME	MPH	DIFF	TIME OF DAY	
1 -		21.032	1:17.941	55.79	24.814	12:30:01.110	
2 -	32.269	20.935	53.204 (2)	81.73	0.077	12:30:54.314	
3 -	32.289	20.838	<b>53.127 (1)</b>	<b>81.85</b>		<b>12:31:47.441</b>	
4 -	32.289	21.034	53.323	81.55	0.196	12:32:40.764	
5 -	<b>32.206</b>	21.018	53.224	81.70	0.097	12:33:33.988	
6 -	32.408	20.808	53.216 (3)	81.71	0.089	12:34:27.204	
7 -	32.578	<b>20.675</b>	53.253	81.65	0.126	12:35:20.457	
8 -	32.508	21.573	54.081	80.40	0.954	12:36:14.538	
9 -	32.746	20.699	53.445	81.36	0.318	12:37:07.983	

P15 643 600		Harry HARRIS		Yamaha R6 - Bespoke bathing			
IDEAL LAP TIME : 52.913		BEST LAP TIME : 53.051		DIFFERENCE : 0.138			
LAP	SECTOR 1	SECTOR 2	LAP TIME	MPH	DIFF	TIME OF DAY	
1 -		21.048	1:17.688	55.97	24.637	12:30:00.857	
2 -	32.316	20.812	53.128 (2)	81.85	0.077	12:30:53.985	
3 -	<b>32.116</b>	20.935	<b>53.051 (1)</b>	<b>81.97</b>		<b>12:31:47.036</b>	
4 -	32.464	21.089	53.553	81.20	0.502	12:32:40.589	
5 -	32.259	20.953	53.212	81.72	0.161	12:33:33.801	
6 -	32.146	21.192	53.338	81.52	0.287	12:34:27.139	
7 -	32.335	<b>20.797</b>	53.132 (3)	81.84	0.081	12:35:20.271	
8 -	32.555	21.516	54.071	80.42	1.020	12:36:14.342	
9 -	32.814	21.068	53.882	80.70	0.831	12:37:08.224	

P16 40 600		James LORD		Triumph DAYTONA 675R -			
IDEAL LAP TIME : 52.815		BEST LAP TIME : 52.961		DIFFERENCE : 0.146			
LAP	SECTOR 1	SECTOR 2	LAP TIME	MPH	DIFF	TIME OF DAY	
1 -		21.160	1:18.761	55.21	25.800	12:30:01.930	
2 -	32.279	21.029	53.308	81.57	0.347	12:30:55.238	
3 -	<b>31.990</b>	20.988	52.978 (2)	82.08	0.017	12:31:48.216	
4 -	32.006	20.955	<b>52.961 (1)</b>	<b>82.10</b>		<b>12:32:41.177</b>	
5 -	32.146	20.996	53.142	81.82	0.181	12:33:34.319	
6 -	32.454	20.889	53.343	81.52	0.382	12:34:27.662	
7 -	32.302	<b>20.825</b>	53.127 (3)	81.85	0.166	12:35:20.789	
8 -	32.264	21.728	53.992	80.54	1.031	12:36:14.781	
9 -	32.554	21.331	53.885	80.70	0.924	12:37:08.666	

# BMCRC - MRO Championships 2023 - Rnd 8 @ Brands Hatch Indy

## L&W Contractors BMCRC Rookie 600 & Rookie 1000

### RACE 4 - SECTOR ANALYSIS



SECTOR 1 = FL to I1, SECTOR 2 = I1 to FL, DIFF = Difference To Personal Best Lap, P = Crossed Finish Line in Pit Lane, D = Time Disallowed

P17 627 1000 Dean MILLER		Yamaha R1 - Self-sponsored				
IDEAL LAP TIME : 54.780		BEST LAP TIME : 55.227		DIFFERENCE : 0.447		
LAP	SECTOR 1	SECTOR 2	LAP TIME	MPH	DIFF	TIME OF DAY
1 -		21.813	1:02.240	69.86	7.013	12:29:45.409
2 -	34.333	21.668	56.001	77.65	0.774	12:30:41.410
3 -	34.914	21.877	56.791	76.57	1.564	12:31:38.201
4 -	35.100	21.901	57.001	76.28	1.774	12:32:35.202
5 -	34.287	21.646	55.933	77.74	0.706	12:33:31.135
6 -	34.035	21.835	55.870 (3)	77.83	0.643	12:34:27.005
7 -	34.512	<b>21.283</b>	55.795 (2)	77.93	0.568	12:35:22.800
8 -	<b>33.497</b>	21.730	<b>55.227 (1)</b>	<b>78.74</b>		<b>12:36:18.027</b>
9 -	36.061	21.528	57.589	75.51	2.362	12:37:15.616

P18 911 600 Tom BRASTOCK		Suzuki GSXR 600 - MY POCKET				
IDEAL LAP TIME : 54.056		BEST LAP TIME : 54.206		DIFFERENCE : 0.150		
LAP	SECTOR 1	SECTOR 2	LAP TIME	MPH	DIFF	TIME OF DAY
1 -		23.394	1:23.420	52.12	29.214	12:30:06.589
2 -	34.455	22.092	56.547	76.90	2.341	12:31:03.136
3 -	32.999	<b>21.583</b>	54.582	79.67	0.376	12:31:57.718
4 -	33.086	21.721	54.807	79.34	0.601	12:32:52.525
5 -	32.754	21.634	54.388 (3)	79.95	0.182	12:33:46.913
6 -	32.766	21.700	54.466	79.84	0.260	12:34:41.379
7 -	32.504	21.702	<b>54.206 (1)</b>	<b>80.22</b>		<b>12:35:35.585</b>
8 -	<b>32.473</b>	21.779	54.252 (2)	80.15	0.046	12:36:29.837

P19 75 600 Alex TUFNALL		Kawasaki 636 -				
IDEAL LAP TIME : 53.894		BEST LAP TIME : 53.928		DIFFERENCE : 0.034		
LAP	SECTOR 1	SECTOR 2	LAP TIME	MPH	DIFF	TIME OF DAY
1 -		23.018	1:22.899	52.45	28.971	12:30:06.068
2 -	34.796	21.881	56.677	76.72	2.749	12:31:02.745
3 -	34.298	21.744	56.042	77.59	2.114	12:31:58.787
4 -	33.213	21.439	54.652 (3)	79.56	0.724	12:32:53.439
5 -	33.463	21.764	55.227	78.74	1.299	12:33:48.666
6 -	32.922	22.029	54.951	79.13	1.023	12:34:43.617
7 -	<b>32.637</b>	21.382	54.019 (2)	80.50	0.091	12:35:37.636
8 -	32.671	<b>21.257</b>	<b>53.928 (1)</b>	<b>80.63</b>		<b>12:36:31.564</b>

P20 122 600 James EGGINTON		Kawasaki ZX6R - Advance Computer Services - www.ACS.co.uk				
IDEAL LAP TIME : 54.027		BEST LAP TIME : 54.036		DIFFERENCE : 0.009		
LAP	SECTOR 1	SECTOR 2	LAP TIME	MPH	DIFF	TIME OF DAY
1 -		22.580	1:23.950	51.79	29.914	12:30:07.119
2 -	34.333	22.187	56.520	76.93	2.484	12:31:03.639
3 -	33.197	21.745	54.942	79.14	0.906	12:31:58.581
4 -	32.931	21.557	54.488 (3)	79.80	0.452	12:32:53.069
5 -	33.616	21.807	55.423	78.46	1.387	12:33:48.492
6 -	32.857	21.837	54.694	79.50	0.658	12:34:43.186
7 -	<b>32.511</b>	21.854	54.365 (2)	79.98	0.329	12:35:37.551
8 -	32.520	<b>21.516</b>	<b>54.036 (1)</b>	<b>80.47</b>		<b>12:36:31.587</b>

P21 4 600 Kallum BEDWELL		Yamaha R6 - CTHL-Connected to homes ltd				
IDEAL LAP TIME : 54.147		BEST LAP TIME : 54.147		DIFFERENCE : 0.000		
LAP	SECTOR 1	SECTOR 2	LAP TIME	MPH	DIFF	TIME OF DAY
1 -		23.226	1:23.198	52.26	29.051	12:30:06.367
2 -	33.965	21.581	55.546	78.28	1.399	12:31:01.913
3 -	33.130	22.223	55.353	78.56	1.206	12:31:57.266
4 -	33.741	21.944	55.685	78.09	1.538	12:32:52.951
5 -	33.190	21.877	55.067 (3)	78.96	0.920	12:33:48.018
6 -	32.979	22.528	55.507	78.34	1.360	12:34:43.525
7 -	33.073	21.740	54.813 (2)	79.33	0.666	12:35:38.338
8 -	<b>32.638</b>	<b>21.509</b>	<b>54.147 (1)</b>	<b>80.31</b>		<b>12:36:32.485</b>

# BMCRC - MRO Championships 2023 - Rnd 8 @ Brands Hatch Indy

## L&W Contractors BMCRC Rookie 600 & Rookie 1000

### RACE 4 - SECTOR ANALYSIS



SECTOR 1 = FL to I1, SECTOR 2 = I1 to FL, DIFF = Difference To Personal Best Lap, P = Crossed Finish Line in Pit Lane, D = Time Disallowed

P22 825 600		Cody OWENS		Suzuki GSXR 600 - Crippling debt		
IDEAL LAP TIME : 53.203		BEST LAP TIME : 53.203		DIFFERENCE : 0.000		
LAP	SECTOR 1	SECTOR 2	LAP TIME	MPH	DIFF	TIME OF DAY
1 -		23.325	1:23.854	51.85	30.651	12:30:07.023
2 -	34.725	22.511	57.236	75.97	4.033	12:31:04.259
3 -	33.620	21.938	55.558	78.27	2.355	12:31:59.817
4 -	33.434	21.618	55.052	78.99	1.849	12:32:54.869
5 -	32.860	22.007	54.867 (3)	79.25	1.664	12:33:49.736
6 -	33.116	21.729	54.845 (2)	79.28	1.642	12:34:44.581
7 -	33.519	23.071	56.590	76.84	3.387	12:35:41.171
8 -	<b>32.224</b>	<b>20.979</b>	<b>53.203 (1)</b>	<b>81.73</b>		<b>12:36:34.374</b>

P23 90 600		Tom ELLIOTT		Yamaha R6 - A. Harland Race Services		
IDEAL LAP TIME : 54.385		BEST LAP TIME : 54.679		DIFFERENCE : 0.294		
LAP	SECTOR 1	SECTOR 2	LAP TIME	MPH	DIFF	TIME OF DAY
1 -		22.573	1:24.041	51.74	29.362	12:30:07.210
2 -	34.813	22.275	57.088	76.17	2.409	12:31:04.298
3 -	33.214	21.782	54.996	79.07	0.317	12:31:59.294
4 -	33.705	21.498	55.203	78.77	0.524	12:32:54.497
5 -	<b>32.998</b>	21.830	54.828 (3)	79.31	0.149	12:33:49.325
6 -	33.272	21.460	54.732 (2)	79.45	0.053	12:34:44.057
7 -	34.035	22.063	56.098	77.51	1.419	12:35:40.155
8 -	33.292	<b>21.387</b>	<b>54.679 (1)</b>	<b>79.52</b>		<b>12:36:34.834</b>

P24 413 600		Paul CONSTANTINE		Kawasaki ZX6R -		
IDEAL LAP TIME : 54.695		BEST LAP TIME : 54.779		DIFFERENCE : 0.084		
LAP	SECTOR 1	SECTOR 2	LAP TIME	MPH	DIFF	TIME OF DAY
1 -		23.386	1:23.638	51.99	28.859	12:30:06.807
2 -	34.636	22.105	56.741	76.63	1.962	12:31:03.548
3 -	33.657	22.008	55.665	78.12	0.886	12:31:59.213
4 -	33.132	<b>21.970</b>	55.102 (3)	78.91	0.323	12:32:54.315
5 -	<b>32.725</b>	22.054	<b>54.779 (1)</b>	<b>79.38</b>		<b>12:33:49.094</b>
6 -	32.729	22.268	54.997 (2)	79.06	0.218	12:34:44.091
7 -	34.826	22.572	57.398	75.76	2.619	12:35:41.489
8 -	32.890	25.035	57.925	75.07	3.146	12:36:39.414

P25 52 600		Spencer CARRINGTON		Yamaha R6 - seton tuning		
IDEAL LAP TIME : 54.682		BEST LAP TIME : 54.682		DIFFERENCE : 0.000		
LAP	SECTOR 1	SECTOR 2	LAP TIME	MPH	DIFF	TIME OF DAY
1 -		22.665	1:24.338	51.56	29.656	12:30:07.507
2 -	35.077	22.206	57.283	75.91	2.601	12:31:04.790
3 -	33.811	21.632	55.443 (3)	78.43	0.761	12:32:00.233
4 -	33.477	21.610	55.087 (2)	78.94	0.405	12:32:55.320
5 -	<b>33.178</b>	<b>21.504</b>	<b>54.682 (1)</b>	<b>79.52</b>		<b>12:33:50.002</b>
6 -	34.156	21.829	55.985	77.67	1.303	12:34:45.987
7 -	34.861	21.827	56.688	76.71	2.006	12:35:42.675
8 -	34.363	22.965	57.328	75.85	2.646	12:36:40.003

P26 101 1000		David HINCH		Suzuki GSXR - David Burnell Financial Services		
IDEAL LAP TIME : 57.486		BEST LAP TIME : 58.138		DIFFERENCE : 0.652		
LAP	SECTOR 1	SECTOR 2	LAP TIME	MPH	DIFF	TIME OF DAY
1 -		23.770	1:06.457	65.43	8.319	12:29:49.626
2 -	35.780	23.518	59.298	73.33	1.160	12:30:48.924
3 -	35.173	<b>22.965</b>	<b>58.138 (1)</b>	<b>74.79</b>		<b>12:31:47.062</b>
4 -	35.676	23.338	59.014	73.68	0.876	12:32:46.076
5 -	35.178	23.824	59.002	73.70	0.864	12:33:45.078
6 -	35.093	23.225	58.318 (3)	74.56	0.180	12:34:43.396
7 -	<b>34.521</b>	23.618	58.139 (2)	74.79	0.001	12:35:41.535
8 -	35.854	23.378	59.232	73.41	1.094	12:36:40.767

# BMCRC - MRO Championships 2023 - Rnd 8 @ Brands Hatch Indy

## L&W Contractors BMCRC Rookie 600 & Rookie 1000

### RACE 4 - SECTOR ANALYSIS



SECTOR 1 = FL to I1, SECTOR 2 = I1 to FL, DIFF = Difference To Personal Best Lap, P = Crossed Finish Line in Pit Lane, D = Time Disallowed

P27 916 600 Adam FREWIN		Yamaha R6 - Mundo Street food Ibiza				
IDEAL LAP TIME : 56.498		BEST LAP TIME : 56.498		DIFFERENCE : 0.000		
LAP	SECTOR 1	SECTOR 2	LAP TIME	MPH	DIFF	TIME OF DAY
1 -		22.797	1:24.714	51.33	28.216	12:30:07.883
2 -	34.790	22.438	57.228 (3)	75.98	0.730	12:31:05.111
3 -	<b>34.169</b>	<b>22.329</b>	<b>56.498 (1)</b>	<b>76.96</b>		<b>12:32:01.609</b>
4 -	34.296	22.582	56.878 (2)	76.45	0.380	12:32:58.487
5 -	35.669	23.249	58.918	73.80	2.420	12:33:57.405
6 -	35.447	23.104	58.551	74.27	2.053	12:34:55.956
7 -	35.782	23.404	59.186	73.47	2.688	12:35:55.142
8 -	36.664	23.534	1:00.198	72.23	3.700	12:36:55.340

P28 395 600 William NICHOLLS		Yamaha R6 - Will Nicholls Farriery				
IDEAL LAP TIME : 59.894		BEST LAP TIME : 59.973		DIFFERENCE : 0.079		
LAP	SECTOR 1	SECTOR 2	LAP TIME	MPH	DIFF	TIME OF DAY
1 -		24.251	1:28.285	49.25	28.312	12:30:11.454
2 -	37.169	23.954	1:01.123	71.14	1.150	12:31:12.577
3 -	36.755	<b>23.724</b>	1:00.479 (2)	71.90	0.506	12:32:13.056
4 -	<b>36.170</b>	23.803	<b>59.973 (1)</b>	<b>72.50</b>		<b>12:33:13.029</b>
5 -	37.245	23.925	1:01.170	71.09	1.197	12:34:14.199
6 -	37.096	23.819	1:00.915 (3)	71.38	0.942	12:35:15.114
7 -	37.042	24.870	1:01.912	70.23	1.939	12:36:17.026
8 -	38.237	24.311	1:02.548	69.52	2.575	12:37:19.574

P29 14 1000 Alex YIANNI		BMW S1000 RR - Airpack 2000 Racing				
IDEAL LAP TIME : 51.752		BEST LAP TIME : 51.964		DIFFERENCE : 0.212		
LAP	SECTOR 1	SECTOR 2	LAP TIME	MPH	DIFF	TIME OF DAY
1 -		<b>20.325</b>	57.664	75.41	5.700	12:29:40.833
2 -	31.587	20.401	51.988 (2)	83.64	0.024	12:30:32.821
3 -	31.820	20.358	52.178	83.34	0.214	12:31:24.999
4 -	31.961	20.720	52.681	82.54	0.717	12:32:17.680
5 -	32.036	21.165	53.201	81.73	1.237	12:33:10.881
6 -	31.621	20.445	52.066 (3)	83.52	0.102	12:34:02.947
7 -	31.687	20.445	52.132	83.41	0.168	12:34:55.079
8 -	<b>31.427</b>	20.537	<b>51.964 (1)</b>	<b>83.68</b>		<b>12:35:47.043</b>

# BMCRC - MRO Championships 2023 - Rnd 8 @ Brands Hatch Indy

## L&W Contractors BMCRC Rookie 600 & Rookie 1000

### RACE 4 - BEST SECTORS

SECTOR 1			SECTOR 2			IDEAL / BEST COMPARISON						
POS	NO	NAME	TIME	NO	NAME	TIME	POS	NO	NAME	IDEAL	BEST	DIFF
									<b>PERFECT LAP</b>	<b>49.999</b>		
1	100	CRANSTONE	<b>30.146</b>	100	CRANSTONE	<b>19.853</b>	1	100	CRANSTONE	49.999	49.999	<b>0.000</b>
2	24	MANLEY	<b>30.469</b>	28	WALKER	<b>20.163</b>	2	28	WALKER	50.710	50.710	<b>0.000</b>
3	149	WILKINS	<b>30.535</b>	149	WILKINS	<b>20.198</b>	3	149	WILKINS	50.733	50.764	<b>0.031</b>
4	28	WALKER	<b>30.547</b>	81	HARTLE	<b>20.242</b>	4	24	MANLEY	50.789	50.789	<b>0.000</b>
5	87	THOMPSON	<b>30.557</b>	87	THOMPSON	<b>20.250</b>	5	87	THOMPSON	50.807	50.949	<b>0.142</b>
6	123	VINCER	<b>30.740</b>	123	VINCER	<b>20.254</b>	6	123	VINCER	50.994	51.225	<b>0.231</b>
7	81	HARTLE	<b>30.851</b>	24	MANLEY	<b>20.320</b>	7	81	HARTLE	51.093	51.517	<b>0.424</b>
8	65	MONTINI	<b>31.161</b>	14	YIANNI	<b>20.325</b>	8	65	MONTINI	51.705	51.705	<b>0.000</b>
9	23	PAES	<b>31.276</b>	65	MONTINI	<b>20.544</b>	9	14	YIANNI	51.752	51.964	<b>0.212</b>
10	14	YIANNI	<b>31.427</b>	23	PAES	<b>20.554</b>	10	23	PAES	51.830	52.099	<b>0.269</b>
11	37	DAVEY	<b>31.516</b>	115	MAHER	<b>20.675</b>	11	124	STRUTT	52.301	52.301	<b>0.000</b>
12	36	MORGAN	<b>31.574</b>	124	STRUTT	<b>20.710</b>	12	37	DAVEY	52.480	52.571	<b>0.091</b>
13	124	STRUTT	<b>31.591</b>	643	HARRIS	<b>20.797</b>	13	36	MORGAN	52.488	52.709	<b>0.221</b>
14	40	LORD	<b>31.990</b>	40	LORD	<b>20.825</b>	14	40	LORD	52.815	52.961	<b>0.146</b>
15	643	HARRIS	<b>32.116</b>	36	MORGAN	<b>20.914</b>	15	115	MAHER	52.881	53.127	<b>0.246</b>
16	115	MAHER	<b>32.206</b>	37	DAVEY	<b>20.964</b>	16	643	HARRIS	52.913	53.051	<b>0.138</b>
17	825	OWENS	<b>32.224</b>	825	OWENS	<b>20.979</b>	17	825	OWENS	53.203	53.203	<b>0.000</b>
18	911	BRASTOCK	<b>32.473</b>	191	DAVEY	<b>21.084</b>	18	191	DAVEY	53.719	53.980	<b>0.261</b>
19	122	EGGINTON	<b>32.511</b>	75	TUFNALL	<b>21.257</b>	19	75	TUFNALL	53.894	53.928	<b>0.034</b>
20	191	DAVEY	<b>32.635</b>	627	MILLER	<b>21.283</b>	20	122	EGGINTON	54.027	54.036	<b>0.009</b>
21	75	TUFNALL	<b>32.637</b>	90	ELLIOTT	<b>21.387</b>	21	911	BRASTOCK	54.056	54.206	<b>0.150</b>
22	4	BEDWELL	<b>32.638</b>	52	CARRINGTON	<b>21.504</b>	22	4	BEDWELL	54.147	54.147	<b>0.000</b>
23	413	CONSTANTINE	<b>32.725</b>	4	BEDWELL	<b>21.509</b>	23	90	ELLIOTT	54.385	54.679	<b>0.294</b>
24	90	ELLIOTT	<b>32.998</b>	122	EGGINTON	<b>21.516</b>	24	52	CARRINGTON	54.682	54.682	<b>0.000</b>
25	52	CARRINGTON	<b>33.178</b>	911	BRASTOCK	<b>21.583</b>	25	413	CONSTANTINE	54.695	54.779	<b>0.084</b>
26	627	MILLER	<b>33.497</b>	413	CONSTANTINE	<b>21.970</b>	26	627	MILLER	54.780	55.227	<b>0.447</b>
27	916	FREWIN	<b>34.169</b>	916	FREWIN	<b>22.329</b>	27	916	FREWIN	56.498	56.498	<b>0.000</b>
28	101	HINCH	<b>34.521</b>	101	HINCH	<b>22.965</b>	28	101	HINCH	57.486	58.138	<b>0.652</b>
29	395	NICHOLLS	<b>36.170</b>	395	NICHOLLS	<b>23.724</b>	29	395	NICHOLLS	59.894	59.973	<b>0.079</b>



# BMCRC - MRO Championships 2023 - Rnd 8 @ Brands Hatch Indy

## L&W Contractors BMCRC Rookie 600 & Rookie 1000

### RACE 4 - STATISTICS

**Competitors Started** 29  
**Planned Start** 2023-09-30 @ 12:20:00.000  
**Actual Start** 2023-09-30 @ 12:28:43.168  
**Finish Time** 2023-09-30 @ 12:36:26.022  
**Track Length** 1.2079mi.  
**Total Laps** 249  
**Total Distance Covered** 300.7784mi.

#### Session Fastest Lap History

NO	CL	NAME	LAP TIME	TIME OF DAY	LAP	VEHICLE
100	1000	Sam CRANSTONE	49.999	12:30:27.692	2	Bmw S1000RR

#### Session Leader History

NO	CL	NAME	FROM LAP	LAPS LED	DISTANCE	VEHICLE
100	1000	Sam CRANSTONE	1	9	10.87 miles	Bmw S1000RR

#### Flag History

TYPE	TIME OF DAY
GREEN	12:28:43.168
FINISH	12:36:26.022

#### Flag Statistics

TYPE	COUNT	TOTAL LAPS	TOTAL TIME
Green	1	9	8:42.582
Red	0	0	0.000
Safety Car	0	0	0.000
FCY	0	0	0.000

# BMCRC - MRO Championships 2023 - Rnd 8 @ Brands Hatch Indy

## L&W Contractors BMCRC Rookie 600 & Rookie 1000

### RACE 4 - STATISTICS

**CLASS : 1000**

12 Starters

#### Fastest Lap History

NO	NAME	LAP TIME	TIME OF DAY	LAP	VEHICLE
100	Sam CRANSTONE	49.999	12:30:27.692	2	Bmw S1000RR

#### Leader History

NO	NAME	FROM LAP	LAPS LED	DISTANCE	VEHICLE
100	Sam CRANSTONE	1	9	10.87 miles	Bmw S1000RR

# BMCRC - MRO Championships 2023 - Rnd 8 @ Brands Hatch Indy

## L&W Contractors BMCRC Rookie 600 & Rookie 1000

### RACE 4 - STATISTICS

**CLASS : 600**

17 Starters

#### Fastest Lap History

NO	NAME	LAP TIME	TIME OF DAY	LAP	VEHICLE
24	Callum MANLEY	<b>51.359</b>	12:30:50.628	2	Honda CBR600 RR
24	Callum MANLEY	<b>51.154</b>	12:31:41.782	3	Honda CBR600 RR
24	Callum MANLEY	<b>50.789</b>	12:32:32.571	4	Honda CBR600 RR
28	Tom WALKER	<b>50.710</b>	12:33:25.820	5	Honda CBR600RR

#### Leader History

NO	NAME	FROM LAP	LAPS LED	DISTANCE	VEHICLE
24	Callum MANLEY	1	9	10.87 miles	Honda CBR600 RR

# BMCRC - MRO Championships 2023 - Rnd 8 @ Brands Hatch Indy

## L&W Contractors BMCRC Rookie 600 & Rookie 1000

### RACE 15 - GRID (9 Laps)



CONTRACTORS LTD

ROW 12	36	61	Jason GAMBLE	59.973	35	395	William NICHOLLS	56.498	34	916	Adam FREWIN								
ROW 11				54.779	33	413	Paul CONSTANTINE	54.682	32	52	Spencer CARRINGTON	54.679	31	90	Tom ELLIOTT				
ROW 10				54.206	30	911	Tom BRASTOCK	54.147	29	4	Kallum BEDWELL	53.994	28	122	James EGGINTON				
ROW 9				53.928	27	75	Alex TUFNALL	53.203	26	825	Cody OWENS	53.127	25	115	Brian MAHER				
ROW 8				53.051	24	643	Harry HARRIS	52.961	23	40	James LORD	52.301	22	124	Mark STRUTT				
ROW 7				51.705	21	65	Frank MONTINI	50.789	20	24	Callum MANLEY	50.710	19	28	Tom WALKER				
ROW 6					18					17				16					
ROW 5										15				14	991	Daniel CLEARY	13	125	Matthew CHAM
ROW 4				58.138	12	101	David HINCH	55.227	11	627	Dean MILLER	53.980	10	191	Maurice DAVEY				
ROW 3				52.709	9	36	Alan MORGAN	52.571	8	37	Adam DAVEY	52.099	7	23	Jason PAES				
ROW 2				51.964	6	14	Alex YIANNI	51.517	5	81	Dan HARTLE	51.225	4	123	James VINCER				
ROW 1				50.949	3	87	Karl THOMPSON	50.764	2	149	David WILKINS	49.999	1	100	Sam CRANSTONE				
<b>Pole</b>																			

Brands Hatch Indy: 1.2079 miles

These results are provisional until the conclusion of any judicial and technical matters.

Clerk Of Course :	Stewards :	Timekeeper : <i>Craig Smith</i>
-------------------	------------	------------------------------------

Results can be found at [www.tsl-timing.com](http://www.tsl-timing.com)

Printed - 12:41 Saturday, 30 September 2023



# BMCRC - MRO Championships 2023 - Rnd 8 @ Brands Hatch Indy

## L&W Contractors BMCRC Rookie 600 & Rookie 1000

### RACE 15 - CLASSIFICATION



CONTRACTORS LTD

POS	NO	CL	PIC NAME	ENTRY	LAPS	TIME	GAP	DIFF	MPH	BEST	ON
1	100	1000	1 Sam CRANSTONE	Bmw S1000RR - Fortis racing	7	6:05.626			83.25	51.288	2
2	87	1000	2 Karl THOMPSON	Yamaha R1 - #Teamrace	7	6:11.760	6.134	6.134	81.88	52.261	2
3	123	1000	3 James VINCER	Kawasaki ZX 10 - A W RACING LTD	7	6:12.010	6.384	0.250	81.82	51.046	7
4	81	1000	4 Dan HARTLE	Yamaha R1 2CR - #Teamrace	7	6:14.132	8.506	2.122	81.36	52.189	7
5	37	1000	5 Adam DAVEY	BMW S1000RR - Cayman convertible roof repairs	7	6:21.739	16.113	7.607	79.74	53.265	6
6	36*	1000	6 Alan MORGAN	Suzuki GSXR 1000 - Little Duck Racing	7	6:24.506	18.880	2.767	79.16	53.376	5
7	191	1000	7 Maurice DAVEY	Suzuki GSXR 1000 - M D racing	7	6:24.893	19.267	0.387	79.08	53.512	6
8	23	1000	8 Jason PAES	Aprilia RSV4 - J&R Electrical Ltd	7	6:25.131	19.505	0.238	79.03	53.339	2
9	24	600	1 Callum MANLEY	Honda CBR600 RR - Bec's Sweets	7	6:29.558	23.932	4.427	78.14	50.895	7
10	28	600	2 Tom WALKER	Honda CBR600RR - TRW Racing	7	6:30.138	24.512	0.580	78.02	51.247	7
11	65	600	3 Frank MONTINI	Triumph DAYTONA 675R - Sara Johnson	7	6:31.572	25.946	1.434	77.73	51.002	7
12	115	600	4 Brian MAHER	Yamaha R6 -	7	6:33.565	27.939	1.993	77.34	51.802	6
13	627	1000	9 Dean MILLER	Yamaha R1 - Self-sponsored	7	6:36.622	30.996	3.057	76.74	54.570	4
14	124	600	5 Mark STRUTT	Yamaha R6 - MPS Developments LTD	7	6:36.664	31.038	0.042	76.74	51.871	5
15	40	600	6 James LORD	Triumph DAYTONA 675R -	7	6:36.859	31.233	0.195	76.70	51.710	5
16	643	600	7 Harry HARRIS	Yamaha R6 - Bespoke bathing	7	6:45.051	39.425	8.192	75.15	53.667	4
17	825	600	8 Cody OWENS	Suzuki GSXR 600 - Crippling debt	7	6:51.485	45.859	6.434	73.97	54.109	7
18	4	600	9 Kallum BEDWELL	Yamaha R6 - CTHL-Connected to homes ltd	7	6:51.636	46.010	0.151	73.94	53.723	7
19	90	600	10 Tom ELLIOTT	Yamaha R6 - A. Harland Race Services	7	6:59.410	53.784	7.774	72.57	54.831	5
20	75	600	11 Alex TUFNALL	Kawasaki 636 -	7	6:59.448	53.822	0.038	72.57	55.059	5
21	911	600	12 Tom BRASTOCK	Suzuki GSXR 600 - MY POCKET	7	7:01.547	55.921	2.099	72.21	55.172	3
22	52	600	13 Spencer CARRINGTON	Yamaha R6 - seton tuning	6	6:07.119	1 Lap	1 Lap	71.07	55.356	6
23	413	600	14 Paul CONSTANTINE	Kawasaki ZX6R -	6	6:07.557	1 Lap	0.438	70.98	56.196	6
24	101	1000	10 David HINCH	Suzuki GSXR - David Burnell Financial Services	6	6:13.417	1 Lap	5.860	69.87	59.373	3
25	916	600	15 Adam FREWIN	Yamaha R6 - Mundo Street food Ibiza	6	6:27.669	1 Lap	14.252	67.30	57.787	2

#### NOT CLASSIFIED

DNF	395	600	William NICHOLLS	Yamaha R6 - Will Nicholls Farriery	2	2:40.113	5 Laps	4 Laps	54.31	1:05.447	2
DNF	61	600	Jason GAMBLE	Kawasaki ZX6R - #TeamRace	0						

#### FASTEST LAP

	24	600	Callum MANLEY	Honda CBR600 RR - Bec's Sweets	7	50.895			85.44 mph	137.50 kph	
	123	1000	James VINCER	Kawasaki ZX 10 - A W RACING LTD	7	51.046			85.18 mph	137.09 kph	

\* No. 36 - Please fit a working transponder  
 Class 1000 - 92.5% of Race Speed = 77.00 mph  
 Class 600 - 92.5% of Race Speed = 72.27 mph

Weather / Track : Cloudy / Dry

These results are provisional until the conclusion of any judicial and technical matters.

Race Distance: 7 Laps / 8.45 miles

Brands Hatch Indy: 1.2079 miles

Date: 30/09/2023 Start: 16:58 Finish: 17:04

Clerk Of Course :

Stewards :

Timekeeper :

*Craig Smith*

Results can be found at [www.tsl-timing.com](http://www.tsl-timing.com)

Printed - 17:08 Saturday, 30 September 2023



# BMCRC - MRO Championships 2023 - Rnd 8 @ Brands Hatch Indy

## L&W Contractors BMCRC Rookie 600 & Rookie 1000

### RACE 15 - LAP CHART

#### LAP 1 @ 16:59:44.273

NO	BEHIND	LAP TIME
100		56.269
87	0.982	57.251
123	1.939	58.208
81	2.279	58.548
191	3.649	59.918
37	3.992	1:00.261
36	4.755	1:01.024
23	5.545	1:01.814
627	6.411	1:02.680
101	15.833	1:12.102
28	22.954	1:19.223
24	23.515	1:19.784
115	23.740	1:20.009
643	24.505	1:20.774
40	24.758	1:21.027
65	24.884	1:21.153
124	25.159	1:21.428
4	27.508	1:23.777
825	28.922	1:25.191
911	29.235	1:25.504
413	29.388	1:25.657
75	29.731	1:26.000
52	29.920	1:26.189
90	30.541	1:26.810
916	31.028	1:27.297
395	38.397	1:34.666

#### LAP 2 @ 17:00:35.561

NO	BEHIND	LAP TIME
100		51.288
87	1.955	52.261
123	3.317	52.666
81	3.625	52.634
37	6.538	53.834
191	6.809	54.448
36	7.143	53.676
23	7.596	53.339
627	10.901	55.778
28	23.690	52.024
24	24.495	52.268
115	25.191	52.739
101	25.690	1:01.145
65	25.900	52.304
40	27.095	53.625
124	27.239	53.368
643	28.477	55.260
825	32.024	54.390
4	32.240	56.020
911	33.824	55.877
413	34.408	56.308
75	34.688	56.245
52	35.115	56.483
90	35.232	55.979
916	37.527	57.787

#### LAP 3 @ 17:01:27.160

NO	BEHIND	LAP TIME
100		51.599
395	1 Lap	1:05.447
87	2.706	52.350
123	4.408	52.690
81	4.746	52.720

37	8.695	53.756
36	9.415	53.871
191	9.867	54.657
23	10.185	54.188
627	14.987	55.685
28	24.024	51.933
24	24.372	51.476
115	25.768	52.176
65	26.071	51.770
40	28.130	52.634
124	28.318	52.678
643	31.086	54.208
101	33.464	59.373
825	34.655	54.230
4	35.548	54.907
911	37.397	55.172
75	39.019	55.930
413	39.046	56.237
90	39.602	55.969
52	39.837	56.321
916	46.779	1:00.851

#### LAP 4 @ 17:02:18.468

NO	BEHIND	LAP TIME
100		51.308
87	4.193	52.795
123	6.470	53.370
81	6.981	53.543
37	11.121	53.734
36	12.372	54.265
191	13.061	54.502
23	13.135	54.258
627	18.249	54.570
24	24.407	51.343
28	24.511	51.795
115	26.726	52.266
65	27.101	52.338
40	28.773	51.951
124	29.178	52.168
643	33.445	53.667
825	38.200	54.853
4	38.846	54.606
911	41.749	55.660
101	42.592	1:00.436
75	42.872	55.161
90	43.291	54.997
413	44.160	56.422
52	44.848	56.319

#### LAP 5 @ 17:03:10.121

NO	BEHIND	LAP TIME
100		51.653
916	1 Lap	59.793
87	4.848	52.308
123	6.837	52.020
81	7.538	52.210
37	12.741	53.273
36	14.095	53.376
191	15.155	53.747
23	15.555	54.073
627	22.080	55.484
24	23.728	50.974
28	24.351	51.493
115	27.032	51.959
65	27.246	51.798

40	28.830	51.710
124	29.396	51.871
643	35.529	53.737
825	40.993	54.446
4	41.409	54.216
911	45.877	55.781
75	46.278	55.059
90	46.469	54.831
413	49.244	56.737
52	49.646	56.451

#### LAP 6 @ 17:04:01.536

NO	BEHIND	LAP TIME
100		51.415
101	1 Lap	1:00.877
87	5.822	52.389
123	7.432	52.010
81	8.411	52.288
916	1 Lap	1:00.515
37	14.591	53.265
36	16.589	53.909
191	17.252	53.512
23	17.714	53.574
24	25.131	52.818
28	25.359	52.423
627	26.879	56.214
65	27.038	51.207
115	27.419	51.802
124	30.245	52.264
40	30.419	53.004
643	37.819	53.705
825	43.844	54.266
4	44.381	54.387
75	50.411	55.548
90	50.759	55.705
911	51.438	56.976

#### LAP 7 @ 17:04:53.630

NO	BEHIND	LAP TIME
100		52.094
52	1 Lap	55.356
413	1 Lap	56.196
87	6.134	52.406
123	6.384	51.046
101	1 Lap	59.484
81	8.506	52.189
37	16.113	53.616
36	18.880	54.385
191	19.267	54.109
23	19.505	53.885
916	1 Lap	1:01.426
24	23.932	50.895
28	24.512	51.247
65	25.946	51.002
115	27.939	52.614
627	30.996	56.211
124	31.038	52.887
40	31.233	52.908
643	39.425	53.700
825	45.859	54.109
4	46.010	53.723
90	53.784	55.119
75	53.822	55.505
911	55.921	56.577

# BMCRC - MRO Championships 2023 - Rnd 8 @ Brands Hatch Indy

## L&W Contractors BMCRC Rookie 600 & Rookie 1000

### RACE 15 - POSITION CHART

No	Name	Lap							
		Pos	1	2	3	4	5	6	7
100	CRANSTONE	1	100	100	100	100	100	100	100
87	THOMPSON	2	87	87	87	87	87	87	87
123	VINCER	3	123	123	123	123	123	123	123
81	HARTLE	4	81	81	81	81	81	81	81
23	PAES	5	191	37	37	37	37	37	37
37	DAVEY	6	37	191	36	36	36	36	36
36	MORGAN	7	36	36	191	191	191	191	191
191	DAVEY	8	23	23	23	23	23	23	23
627	MILLER	9	627	627	627	627	627	24	24
101	HINCH	10	101	28	28	24	24	28	28
28	WALKER	11	28	24	24	28	28	627	65
24	MANLEY	12	24	115	115	115	115	65	115
65	MONTINI	13	115	101	65	65	65	115	627
124	STRUTT	14	643	65	40	40	40	124	124
40	LORD	15	40	40	124	124	124	40	40
643	HARRIS	16	65	124	643	643	643	643	643
115	MAHER	17	124	643	101	825	825	825	825
825	OWENS	18	4	825	825	4	4	4	4
75	TUFNALL	19	825	4	4	911	911	75	90
4	BEDWELL	20	911	911	911	101	75	90	75
911	BRASTOCK	21	413	413	75	75	90	911	911
90	ELLIOTT	22	75	75	413	90	413	52	
52	CARRINGTON	23	52	52	90	413	52	413	
413	CONSTANTINE	24	90	90	52	52	101	101	
916	FREWIN	25	916	916	916	916	916	916	
395	NICHOLLS	26	395	395					
61	GAMBLE	27							

# BMCRC - MRO Championships 2023 - Rnd 8 @ Brands Hatch Indy

## L&W Contractors BMCRC Rookie 600 & Rookie 1000

### RACE 15 - SECTOR ANALYSIS



SECTOR 1 = FL to I1, SECTOR 2 = I1 to FL, DIFF = Difference To Personal Best Lap, P = Crossed Finish Line in Pit Lane, D = Time Disallowed

P1		100	1000	Sam CRANSTONE	Bmw S1000RR - Fortis racing		
IDEAL LAP TIME : 51.234		BEST LAP TIME : 51.288		DIFFERENCE : 0.054			
LAP	SECTOR 1	SECTOR 2		LAP TIME	MPH	DIFF	TIME OF DAY
1 -		20.505		56.269	77.28	4.981	16:59:44.273
2 -	<b>30.786</b>	20.502		<b>51.288 (1)</b>	<b>84.78</b>		<b>17:00:35.561</b>
3 -	30.938	20.661		51.599	84.27	0.311	17:01:27.160
4 -	30.854	20.454		51.308 (2)	84.75	0.020	17:02:18.468
5 -	31.205	<b>20.448</b>		51.653	84.18	0.365	17:03:10.121
6 -	30.856	20.559		51.415 (3)	84.57	0.127	17:04:01.536
7 -	31.533	20.561		52.094	83.47	0.806	17:04:53.630

P2		87	1000	Karl THOMPSON	Yamaha R1 - #Teamrace		
IDEAL LAP TIME : 51.794		BEST LAP TIME : 52.261		DIFFERENCE : 0.467			
LAP	SECTOR 1	SECTOR 2		LAP TIME	MPH	DIFF	TIME OF DAY
1 -		20.818		57.251	75.95	4.990	16:59:45.255
2 -	<b>31.304</b>	20.957		<b>52.261 (1)</b>	<b>83.20</b>		<b>17:00:37.516</b>
3 -	31.326	21.024		52.350 (3)	83.06	0.089	17:01:29.866
4 -	31.975	20.820		52.795	82.36	0.534	17:02:22.661
5 -	31.494	20.814		52.308 (2)	83.13	0.047	17:03:14.969
6 -	31.899	<b>20.490</b>		52.389	83.00	0.128	17:04:07.358
7 -	31.378	21.028		52.406	82.97	0.145	17:04:59.764

P3		123	1000	James VINCER	Kawasaki ZX 10 - A W RACING LTD		
IDEAL LAP TIME : 51.046		BEST LAP TIME : 51.046		DIFFERENCE : 0.000			
LAP	SECTOR 1	SECTOR 2		LAP TIME	MPH	DIFF	TIME OF DAY
1 -		21.086		58.208	74.70	7.162	16:59:46.212
2 -	31.656	21.010		52.666	82.56	1.620	17:00:38.878
3 -	31.760	20.930		52.690	82.53	1.644	17:01:31.568
4 -	32.894	20.476		53.370	81.48	2.324	17:02:24.938
5 -	31.416	20.604		52.020 (3)	83.59	0.974	17:03:16.958
6 -	31.635	20.375		52.010 (2)	83.61	0.964	17:04:08.968
7 -	<b>30.936</b>	<b>20.110</b>		<b>51.046 (1)</b>	<b>85.18</b>		<b>17:05:00.014</b>

P4		81	1000	Dan HARTLE	Yamaha R1 2CR - #Teamrace		
IDEAL LAP TIME : 52.121		BEST LAP TIME : 52.189		DIFFERENCE : 0.068			
LAP	SECTOR 1	SECTOR 2		LAP TIME	MPH	DIFF	TIME OF DAY
1 -		20.989		58.548	74.27	6.359	16:59:46.552
2 -	31.827	20.807		52.634	82.61	0.445	17:00:39.186
3 -	31.949	20.771		52.720	82.48	0.531	17:01:31.906
4 -	32.636	20.907		53.543	81.21	1.354	17:02:25.449
5 -	<b>31.521</b>	20.689		52.210 (2)	83.29	0.021	17:03:17.659
6 -	31.688	<b>20.600</b>		52.288 (3)	83.16	0.099	17:04:09.947
7 -	31.572	20.617		<b>52.189 (1)</b>	<b>83.32</b>		<b>17:05:02.136</b>

P5		37	1000	Adam DAVEY	BMW S1000RR - Cayman convertible roof repairs		
IDEAL LAP TIME : 52.837		BEST LAP TIME : 53.265		DIFFERENCE : 0.428			
LAP	SECTOR 1	SECTOR 2		LAP TIME	MPH	DIFF	TIME OF DAY
1 -		21.618		1:00.261	72.16	6.996	16:59:48.265
2 -	32.299	21.535		53.834	80.77	0.569	17:00:42.099
3 -	32.384	21.372		53.756	80.89	0.491	17:01:35.855
4 -	<b>31.743</b>	21.991		53.734	80.92	0.469	17:02:29.589
5 -	31.995	21.278		53.273 (2)	81.62	0.008	17:03:22.862
6 -	32.090	21.175		<b>53.265 (1)</b>	<b>81.64</b>		<b>17:04:16.127</b>
7 -	32.522	<b>21.094</b>		53.616 (3)	81.10	0.351	17:05:09.743



# BMCRC - MRO Championships 2023 - Rnd 8 @ Brands Hatch Indy

## L&W Contractors BMCRC Rookie 600 & Rookie 1000

### RACE 15 - SECTOR ANALYSIS



SECTOR 1 = FL to I1, SECTOR 2 = I1 to FL, DIFF = Difference To Personal Best Lap, P = Crossed Finish Line in Pit Lane, D = Time Disallowed

<b>P6 36 1000 Alan MORGAN</b>		Suzuki GSXR 1000 - Little Duck Racing				
IDEAL LAP TIME :		BEST LAP TIME : 53.376		DIFFERENCE :		
LAP	SECTOR 1	SECTOR 2	LAP TIME	MPH	DIFF	TIME OF DAY
1 -			1:01.024	71.26	7.648	16:59:49.028
2 -			53.676 (2)	81.01	0.300	17:00:42.704
3 -			53.871 (3)	80.72	0.495	17:01:36.575
4 -			54.265	80.13	0.889	17:02:30.840
5 -			<b>53.376 (1)</b>	<b>81.47</b>		<b>17:03:24.216</b>
6 -			53.909	80.66	0.533	17:04:18.125
7 -			54.385	79.95	1.009	17:05:12.510

<b>P7 191 1000 Maurice DAVEY</b>		Suzuki GSXR 1000 - M D racing				
IDEAL LAP TIME : 53.512		BEST LAP TIME : 53.512		DIFFERENCE : 0.000		
LAP	SECTOR 1	SECTOR 2	LAP TIME	MPH	DIFF	TIME OF DAY
1 -		21.532	59.918	72.57	6.406	16:59:47.922
2 -	32.687	21.761	54.448	79.86	0.936	17:00:42.370
3 -	33.194	21.463	54.657	79.56	1.145	17:01:37.027
4 -	32.592	21.910	54.502	79.78	0.990	17:02:31.529
5 -	32.604	21.143	53.747 (2)	80.90	0.235	17:03:25.276
6 -	<b>32.514</b>	<b>20.998</b>	<b>53.512 (1)</b>	<b>81.26</b>		<b>17:04:18.788</b>
7 -	32.787	21.322	54.109 (3)	80.36	0.597	17:05:12.897

<b>P8 23 1000 Jason PAES</b>		Aprilia RSV4 - J&R Electrical Ltd				
IDEAL LAP TIME : 53.339		BEST LAP TIME : 53.339		DIFFERENCE : 0.000		
LAP	SECTOR 1	SECTOR 2	LAP TIME	MPH	DIFF	TIME OF DAY
1 -		22.665	1:01.814	70.34	8.475	16:59:49.818
2 -	<b>32.147</b>	<b>21.192</b>	<b>53.339 (1)</b>	<b>81.52</b>		<b>17:00:43.157</b>
3 -	32.479	21.709	54.188	80.25	0.849	17:01:37.345
4 -	32.169	22.089	54.258	80.14	0.919	17:02:31.603
5 -	32.592	21.481	54.073	80.42	0.734	17:03:25.676
6 -	32.323	21.251	53.574 (2)	81.17	0.235	17:04:19.250
7 -	32.340	21.545	53.885 (3)	80.70	0.546	17:05:13.135

<b>P9 24 600 Callum MANLEY</b>		Honda CBR600 RR - Bec's Sweets				
IDEAL LAP TIME : 50.885		BEST LAP TIME : 50.895		DIFFERENCE : 0.010		
LAP	SECTOR 1	SECTOR 2	LAP TIME	MPH	DIFF	TIME OF DAY
1 -		21.310	1:19.784	54.50	28.889	17:00:07.788
2 -	30.942	21.326	52.268	83.19	1.373	17:01:00.056
3 -	30.826	20.650	51.476	84.47	0.581	17:01:51.532
4 -	30.705	20.638	51.343 (3)	84.69	0.448	17:02:42.875
5 -	30.481	<b>20.493</b>	50.974 (2)	85.31	0.079	17:03:33.849
6 -	32.126	20.692	52.818	82.33	1.923	17:04:26.667
7 -	<b>30.392</b>	20.503	<b>50.895 (1)</b>	<b>85.44</b>		<b>17:05:17.562</b>

<b>P10 28 600 Tom WALKER</b>		Honda CBR600RR - TRW Racing				
IDEAL LAP TIME : 51.247		BEST LAP TIME : 51.247		DIFFERENCE : 0.000		
LAP	SECTOR 1	SECTOR 2	LAP TIME	MPH	DIFF	TIME OF DAY
1 -		20.798	1:19.223	54.89	27.976	17:00:07.227
2 -	31.229	20.795	52.024	83.58	0.777	17:00:59.251
3 -	31.393	20.540	51.933	83.73	0.686	17:01:51.184
4 -	31.321	20.474	51.795 (3)	83.95	0.548	17:02:42.979
5 -	31.035	20.458	51.493 (2)	84.45	0.246	17:03:34.472
6 -	31.895	20.528	52.423	82.95	1.176	17:04:26.895
7 -	<b>30.970</b>	<b>20.277</b>	<b>51.247 (1)</b>	<b>84.85</b>		<b>17:05:18.142</b>

# BMCRC - MRO Championships 2023 - Rnd 8 @ Brands Hatch Indy

## L&W Contractors BMCRC Rookie 600 & Rookie 1000

### RACE 15 - SECTOR ANALYSIS



SECTOR 1 = FL to I1, SECTOR 2 = I1 to FL, DIFF = Difference To Personal Best Lap, P = Crossed Finish Line in Pit Lane, D = Time Disallowed

P11 65 600 Frank MONTINI		Triumph DAYTONA 675R - Sara Johnson				
IDEAL LAP TIME : 51.002		BEST LAP TIME : 51.002		DIFFERENCE : 0.000		
LAP	SECTOR 1	SECTOR 2	LAP TIME	MPH	DIFF	TIME OF DAY
1 -		21.274	1:21.153	53.58	30.151	17:00:09.157
2 -	31.718	20.586	52.304	83.14	1.302	17:01:01.461
3 -	31.304	20.466	51.770 (3)	83.99	0.768	17:01:53.231
4 -	31.809	20.529	52.338	83.08	1.336	17:02:45.569
5 -	31.558	20.240	51.798	83.95	0.796	17:03:37.367
6 -	30.951	20.256	51.207 (2)	84.92	0.205	17:04:28.574
7 -	<b>30.803</b>	<b>20.199</b>	<b>51.002 (1)</b>	<b>85.26</b>		<b>17:05:19.576</b>

P12 115 600 Brian MAHER		Yamaha R6 -				
IDEAL LAP TIME : 51.743		BEST LAP TIME : 51.802		DIFFERENCE : 0.059		
LAP	SECTOR 1	SECTOR 2	LAP TIME	MPH	DIFF	TIME OF DAY
1 -		21.113	1:20.009	54.35	28.207	17:00:08.013
2 -	31.956	20.783	52.739	82.45	0.937	17:01:00.752
3 -	31.659	20.517	52.176 (3)	83.34	0.374	17:01:52.928
4 -	31.666	20.600	52.266	83.20	0.464	17:02:45.194
5 -	<b>31.492</b>	20.467	51.959 (2)	83.69	0.157	17:03:37.153
6 -	31.551	<b>20.251</b>	<b>51.802 (1)</b>	<b>83.94</b>		<b>17:04:28.955</b>
7 -	32.010	20.604	52.614	82.65	0.812	17:05:21.569

P13 627 1000 Dean MILLER		Yamaha R1 - Self-sponsored				
IDEAL LAP TIME : 54.432		BEST LAP TIME : 54.570		DIFFERENCE : 0.138		
LAP	SECTOR 1	SECTOR 2	LAP TIME	MPH	DIFF	TIME OF DAY
1 -		22.056	1:02.680	69.37	8.110	16:59:50.684
2 -	34.121	21.657	55.778	77.96	1.208	17:00:46.462
3 -	34.013	21.672	55.685 (3)	78.09	1.115	17:01:42.147
4 -	<b>33.004</b>	21.566	<b>54.570 (1)</b>	<b>79.68</b>		<b>17:02:36.717</b>
5 -	34.056	<b>21.428</b>	55.484 (2)	78.37	0.914	17:03:32.201
6 -	34.510	21.704	56.214	77.35	1.644	17:04:28.415
7 -	34.582	21.629	56.211	77.36	1.641	17:05:24.626

P14 124 600 Mark STRUTT		Yamaha R6 - MPS Developments LTD				
IDEAL LAP TIME : 51.869		BEST LAP TIME : 51.871		DIFFERENCE : 0.002		
LAP	SECTOR 1	SECTOR 2	LAP TIME	MPH	DIFF	TIME OF DAY
1 -		21.387	1:21.428	53.40	29.557	17:00:09.432
2 -	32.453	20.915	53.368	81.48	1.497	17:01:02.800
3 -	31.949	20.729	52.678	82.55	0.807	17:01:55.478
4 -	31.561	<b>20.607</b>	52.168 (2)	83.35	0.297	17:02:47.646
5 -	<b>31.262</b>	20.609	<b>51.871 (1)</b>	<b>83.83</b>		<b>17:03:39.517</b>
6 -	31.565	20.699	52.264 (3)	83.20	0.393	17:04:31.781
7 -	31.560	21.327	52.887	82.22	1.016	17:05:24.668

P15 40 600 James LORD		Triumph DAYTONA 675R -				
IDEAL LAP TIME : 51.710		BEST LAP TIME : 51.710		DIFFERENCE : 0.000		
LAP	SECTOR 1	SECTOR 2	LAP TIME	MPH	DIFF	TIME OF DAY
1 -		21.303	1:21.027	53.66	29.317	17:00:09.031
2 -	32.767	20.858	53.625	81.09	1.915	17:01:02.656
3 -	31.955	20.679	52.634 (3)	82.61	0.924	17:01:55.290
4 -	31.407	20.544	51.951 (2)	83.70	0.241	17:02:47.241
5 -	<b>31.219</b>	<b>20.491</b>	<b>51.710 (1)</b>	<b>84.09</b>		<b>17:03:38.951</b>
6 -	32.481	20.523	53.004	82.04	1.294	17:04:31.955
7 -	31.680	21.228	52.908	82.19	1.198	17:05:24.863

# BMCRC - MRO Championships 2023 - Rnd 8 @ Brands Hatch Indy

## L&W Contractors BMCRC Rookie 600 & Rookie 1000

### RACE 15 - SECTOR ANALYSIS



SECTOR 1 = FL to I1, SECTOR 2 = I1 to FL, DIFF = Difference To Personal Best Lap, P = Crossed Finish Line in Pit Lane, D = Time Disallowed

P16 643 600 Harry HARRIS		Yamaha R6 - Bespoke bathing				
IDEAL LAP TIME : 53.510		BEST LAP TIME : 53.667		DIFFERENCE : 0.157		
LAP	SECTOR 1	SECTOR 2	LAP TIME	MPH	DIFF	TIME OF DAY
1 -		21.222	1:20.774	53.83	27.107	17:00:08.778
2 -	33.497	21.763	55.260	78.69	1.593	17:01:04.038
3 -	32.871	21.337	54.208	80.22	0.541	17:01:58.246
4 -	32.489	21.178	<b>53.667 (1)</b>	<b>81.02</b>		<b>17:02:51.913</b>
5 -	32.563	21.174	53.737	80.92	0.070	17:03:45.650
6 -	<b>32.384</b>	21.321	53.705 (3)	80.97	0.038	17:04:39.355
7 -	32.574	<b>21.126</b>	53.700 (2)	80.97	0.033	17:05:33.055

P17 825 600 Cody OWENS		Suzuki GSXR 600 - Crippling debt				
IDEAL LAP TIME : 53.948		BEST LAP TIME : 54.109		DIFFERENCE : 0.161		
LAP	SECTOR 1	SECTOR 2	LAP TIME	MPH	DIFF	TIME OF DAY
1 -		22.181	1:25.191	51.04	31.082	17:00:13.195
2 -	<b>32.475</b>	21.915	54.390	79.95	0.281	17:01:07.585
3 -	32.757	<b>21.473</b>	54.230 (2)	80.18	0.121	17:02:01.815
4 -	33.194	21.659	54.853	79.27	0.744	17:02:56.668
5 -	32.492	21.954	54.446	79.87	0.337	17:03:51.114
6 -	32.629	21.637	54.266 (3)	80.13	0.157	17:04:45.380
7 -	32.509	21.600	<b>54.109 (1)</b>	<b>80.36</b>		<b>17:05:39.489</b>

P18 4 600 Kallum BEDWELL		Yamaha R6 - CTHL-Connected to homes ltd				
IDEAL LAP TIME : 53.723		BEST LAP TIME : 53.723		DIFFERENCE : 0.000		
LAP	SECTOR 1	SECTOR 2	LAP TIME	MPH	DIFF	TIME OF DAY
1 -		22.597	1:23.777	51.90	30.054	17:00:11.781
2 -	33.681	22.339	56.020	77.62	2.297	17:01:07.801
3 -	33.206	21.701	54.907	79.19	1.184	17:02:02.708
4 -	33.001	21.605	54.606	79.63	0.883	17:02:57.314
5 -	32.625	21.591	54.216 (2)	80.20	0.493	17:03:51.530
6 -	32.802	21.585	54.387 (3)	79.95	0.664	17:04:45.917
7 -	<b>32.409</b>	<b>21.314</b>	<b>53.723 (1)</b>	<b>80.94</b>		<b>17:05:39.640</b>

P19 90 600 Tom ELLIOTT		Yamaha R6 - A. Harland Race Services				
IDEAL LAP TIME : 54.731		BEST LAP TIME : 54.831		DIFFERENCE : 0.100		
LAP	SECTOR 1	SECTOR 2	LAP TIME	MPH	DIFF	TIME OF DAY
1 -		23.043	1:26.810	50.09	31.979	17:00:14.814
2 -	34.297	21.682	55.979	77.68	1.148	17:01:10.793
3 -	34.037	21.932	55.969	77.69	1.138	17:02:06.762
4 -	33.376	<b>21.621</b>	54.997 (2)	79.06	0.166	17:03:01.759
5 -	33.143	21.688	<b>54.831 (1)</b>	<b>79.30</b>		<b>17:03:56.590</b>
6 -	33.724	21.981	55.705	78.06	0.874	17:04:52.295
7 -	<b>33.110</b>	22.009	55.119 (3)	78.89	0.288	17:05:47.414

P20 75 600 Alex TUFNALL		Kawasaki 636 -				
IDEAL LAP TIME : 55.017		BEST LAP TIME : 55.059		DIFFERENCE : 0.042		
LAP	SECTOR 1	SECTOR 2	LAP TIME	MPH	DIFF	TIME OF DAY
1 -		22.916	1:26.000	50.56	30.941	17:00:14.004
2 -	34.230	22.015	56.245	77.31	1.186	17:01:10.249
3 -	34.014	21.916	55.930	77.75	0.871	17:02:06.179
4 -	<b>33.136</b>	22.025	55.161 (2)	78.83	0.102	17:03:01.340
5 -	33.178	<b>21.881</b>	<b>55.059 (1)</b>	<b>78.98</b>		<b>17:03:56.399</b>
6 -	33.612	21.936	55.548	78.28	0.489	17:04:51.947
7 -	33.267	22.238	55.505 (3)	78.34	0.446	17:05:47.452

# BMCRC - MRO Championships 2023 - Rnd 8 @ Brands Hatch Indy

## L&W Contractors BMCRC Rookie 600 & Rookie 1000

### RACE 15 - SECTOR ANALYSIS



SECTOR 1 = FL to I1, SECTOR 2 = I1 to FL, DIFF = Difference To Personal Best Lap, P = Crossed Finish Line in Pit Lane, D = Time Disallowed

P21 911 600 Tom BRASTOCK		Suzuki GSXR 600 - MY POCKET				
IDEAL LAP TIME : 55.172		BEST LAP TIME : 55.172		DIFFERENCE : 0.000		
LAP	SECTOR 1	SECTOR 2	LAP TIME	MPH	DIFF	TIME OF DAY
1 -		22.929	1:25.504	50.85	30.332	17:00:13.508
2 -	33.687	22.190	55.877	77.82	0.705	17:01:09.385
3 -	<b>33.204</b>	<b>21.968</b>	<b>55.172 (1)</b>	<b>78.81</b>		<b>17:02:04.557</b>
4 -	33.333	22.327	55.660 (2)	78.12	0.488	17:03:00.217
5 -	33.478	22.303	55.781 (3)	77.95	0.609	17:03:55.998
6 -	33.995	22.981	56.976	76.32	1.804	17:04:52.974
7 -	33.945	22.632	56.577	76.86	1.405	17:05:49.551

P22 52 600 Spencer CARRINGTON		Yamaha R6 - seton tuning				
IDEAL LAP TIME : 55.169		BEST LAP TIME : 55.356		DIFFERENCE : 0.187		
LAP	SECTOR 1	SECTOR 2	LAP TIME	MPH	DIFF	TIME OF DAY
1 -		22.673	1:26.189	50.45	30.833	17:00:14.193
2 -	34.560	21.923	56.483	76.98	1.127	17:01:10.676
3 -	34.309	22.012	56.321 (3)	77.21	0.965	17:02:06.997
4 -	34.501	<b>21.818</b>	56.319 (2)	77.21	0.963	17:03:03.316
5 -	34.315	22.136	56.451	77.03	1.095	17:03:59.767
6 -	<b>33.351</b>	22.005	<b>55.356 (1)</b>	<b>78.55</b>		<b>17:04:55.123</b>

P23 413 600 Paul CONSTANTINE		Kawasaki ZX6R -				
IDEAL LAP TIME : 55.832		BEST LAP TIME : 56.196		DIFFERENCE : 0.364		
LAP	SECTOR 1	SECTOR 2	LAP TIME	MPH	DIFF	TIME OF DAY
1 -		22.846	1:25.657	50.76	29.461	17:00:13.661
2 -	34.148	22.160	56.308 (3)	77.22	0.112	17:01:09.969
3 -	<b>33.860</b>	22.377	56.237 (2)	77.32	0.041	17:02:06.206
4 -	34.450	<b>21.972</b>	56.422	77.07	0.226	17:03:02.628
5 -	34.540	22.197	56.737	76.64	0.541	17:03:59.365
6 -	33.923	22.273	<b>56.196 (1)</b>	<b>77.38</b>		<b>17:04:55.561</b>

P24 101 1000 David HINCH		Suzuki GSXR - David Burnell Financial Services				
IDEAL LAP TIME : 59.365		BEST LAP TIME : 59.373		DIFFERENCE : 0.008		
LAP	SECTOR 1	SECTOR 2	LAP TIME	MPH	DIFF	TIME OF DAY
1 -		23.956	1:12.102	60.31	12.729	17:00:00.106
2 -	36.320	24.825	1:01.145	71.11	1.772	17:01:01.251
3 -	35.633	<b>23.740</b>	<b>59.373 (1)</b>	<b>73.24</b>		<b>17:02:00.624</b>
4 -	36.043	24.393	1:00.436 (3)	71.95	1.063	17:03:01.060
5 -	36.684	24.193	1:00.877	71.43	1.504	17:04:01.937
6 -	<b>35.625</b>	23.859	59.484 (2)	73.10	0.111	17:05:01.421

P25 916 600 Adam FREWIN		Yamaha R6 - Mundo Street food Ibiza				
IDEAL LAP TIME : 57.787		BEST LAP TIME : 57.787		DIFFERENCE : 0.000		
LAP	SECTOR 1	SECTOR 2	LAP TIME	MPH	DIFF	TIME OF DAY
1 -		23.169	1:27.297	49.81	29.510	17:00:15.301
2 -	<b>34.749</b>	<b>23.038</b>	<b>57.787 (1)</b>	<b>75.25</b>		<b>17:01:13.088</b>
3 -	37.187	23.664	1:00.851	71.46	3.064	17:02:13.939
4 -	36.698	23.095	59.793 (2)	72.72	2.006	17:03:13.732
5 -	36.653	23.862	1:00.515 (3)	71.85	2.728	17:04:14.247
6 -	37.612	23.814	1:01.426	70.79	3.639	17:05:15.673

P26 395 600 William NICHOLLS		Yamaha R6 - Will Nicholls Farriery				
IDEAL LAP TIME : 1:04.776		BEST LAP TIME : 1:05.447		DIFFERENCE : 0.671		
LAP	SECTOR 1	SECTOR 2	LAP TIME	MPH	DIFF	TIME OF DAY
1 -		26.215	1:34.666	45.93	29.219	17:00:22.670
2 -	39.454	<b>25.993</b>	<b>1:05.447 (1)</b>	<b>66.44</b>		<b>17:01:28.117</b>

# BMCRC - MRO Championships 2023 - Rnd 8 @ Brands Hatch Indy

## L&W Contractors BMCRC Rookie 600 & Rookie 1000

### RACE 15 - BEST SECTORS

SECTOR 1			SECTOR 2			IDEAL / BEST COMPARISON						
POS	NO	NAME	TIME	NO	NAME	TIME	POS	NO	NAME	IDEAL	BEST	DIFF
									<b>PERFECT LAP</b>	<b>50.502</b>		
1	24	MANLEY	30.392	123	VINCER	20.110	1	24	MANLEY	50.885	50.895	0.010
2	100	CRANSTONE	30.786	65	MONTINI	20.199	2	65	MONTINI	51.002	51.002	0.000
3	65	MONTINI	30.803	115	MAHER	20.251	3	123	VINCER	51.046	51.046	0.000
4	123	VINCER	30.936	28	WALKER	20.277	4	100	CRANSTONE	51.234	51.288	0.054
5	28	WALKER	30.970	100	CRANSTONE	20.448	5	28	WALKER	51.247	51.247	0.000
6	40	LORD	31.219	87	THOMPSON	20.490	6	40	LORD	51.710	51.710	0.000
7	124	STRUTT	31.262	40	LORD	20.491	7	115	MAHER	51.743	51.802	0.059
8	87	THOMPSON	31.304	24	MANLEY	20.493	8	87	THOMPSON	51.794	52.261	0.467
9	115	MAHER	31.492	81	HARTLE	20.600	9	124	STRUTT	51.869	51.871	0.002
10	81	HARTLE	31.521	124	STRUTT	20.607	10	81	HARTLE	52.121	52.189	0.068
11	37	DAVEY	31.743	191	DAVEY	20.998	11	37	DAVEY	52.837	53.265	0.428
12	23	PAES	32.147	37	DAVEY	21.094	12	23	PAES	53.339	53.339	0.000
13	643	HARRIS	32.384	643	HARRIS	21.126	13	643	HARRIS	53.510	53.667	0.157
14	4	BEDWELL	32.409	23	PAES	21.192	14	191	DAVEY	53.512	53.512	0.000
15	825	OWENS	32.475	4	BEDWELL	21.314	15	4	BEDWELL	53.723	53.723	0.000
16	191	DAVEY	32.514	627	MILLER	21.428	16	825	OWENS	53.948	54.109	0.161
17	627	MILLER	33.004	825	OWENS	21.473	17	627	MILLER	54.432	54.570	0.138
18	90	ELLIOTT	33.110	90	ELLIOTT	21.621	18	90	ELLIOTT	54.731	54.831	0.100
19	75	TUFNALL	33.136	52	CARRINGTON	21.818	19	75	TUFNALL	55.017	55.059	0.042
20	911	BRASTOCK	33.204	75	TUFNALL	21.881	20	52	CARRINGTON	55.169	55.356	0.187
21	52	CARRINGTON	33.351	911	BRASTOCK	21.968	21	911	BRASTOCK	55.172	55.172	0.000
22	413	CONSTANTINE	33.860	413	CONSTANTINE	21.972	22	413	CONSTANTINE	55.832	56.196	0.364
23	916	FREWIN	34.749	916	FREWIN	23.038	23	916	FREWIN	57.787	57.787	0.000
24	101	HINCH	35.625	101	HINCH	23.740	24	101	HINCH	59.365	59.373	0.008
25	395	NICHOLLS	38.783	395	NICHOLLS	25.993	25	395	NICHOLLS	1:04.776	1:05.447	0.671
26							26	36	MORGAN		53.376	
27												

# BMCRC - MRO Championships 2023 - Rnd 8 @ Brands Hatch Indy

## L&W Contractors BMCRC Rookie 600 & Rookie 1000

### RACE 15 - STATISTICS

**Competitors Started** 27  
**Planned Start** 2023-09-30 @ 16:01:00.000  
**Actual Start** 2023-09-30 @ 16:58:48.003  
**Finish Time** 2023-09-30 @ 17:04:53.629  
**Track Length** 1.2079mi.  
**Total Laps** 173  
**Total Distance Covered** 208.9745mi.

#### Session Fastest Lap History

NO	CL	NAME	LAP TIME	TIME OF DAY	LAP	VEHICLE
100	1000	Sam CRANSTONE	51.288	17:00:35.582	2	Bmw S1000RR
24	600	Callum MANLEY	50.974	17:03:33.853	5	Honda CBR600 RR
24	600	Callum MANLEY	50.895	17:05:17.566	7	Honda CBR600 RR

#### Session Leader History

NO	CL	NAME	FROM LAP	LAPS LED	DISTANCE	VEHICLE
100	1000	Sam CRANSTONE	1	7	8.45 miles	Bmw S1000RR

#### Flag History

TYPE	TIME OF DAY
GREEN	16:58:48.003
FINISH	17:04:53.629

#### Flag Statistics

TYPE	COUNT	TOTAL LAPS	TOTAL TIME
Green	1	7	7:14.068
Red	0	0	0.000
Safety Car	0	0	0.000
FCY	0	0	0.000

# BMCRC - MRO Championships 2023 - Rnd 8 @ Brands Hatch Indy

## L&W Contractors BMCRC Rookie 600 & Rookie 1000

### RACE 15 - STATISTICS

**CLASS : 1000**

10 Starters

#### Fastest Lap History

NO	NAME	LAP TIME	TIME OF DAY	LAP	VEHICLE
100	Sam CRANSTONE	51.288	17:00:35.582	2	Bmw S1000RR
123	James VINCER	51.046	17:05:00.035	7	Kawasaki ZX 10

#### Leader History

NO	NAME	FROM LAP	LAPS LED	DISTANCE	VEHICLE
100	Sam CRANSTONE	1	7	8.45 miles	Bmw S1000RR

# BMCRC - MRO Championships 2023 - Rnd 8 @ Brands Hatch Indy

## L&W Contractors BMCRC Rookie 600 & Rookie 1000

### RACE 15 - STATISTICS

CLASS : 600

17 Starters

#### Fastest Lap History

NO	NAME	LAP TIME	TIME OF DAY	LAP	VEHICLE
28	Tom WALKER	<b>52.024</b>	17:00:59.274	2	Honda CBR600RR
28	Tom WALKER	<b>51.933</b>	17:01:51.207	3	Honda CBR600RR
24	Callum MANLEY	<b>51.476</b>	17:01:51.536	3	Honda CBR600 RR
24	Callum MANLEY	<b>51.343</b>	17:02:42.880	4	Honda CBR600 RR
24	Callum MANLEY	<b>50.974</b>	17:03:33.853	5	Honda CBR600 RR
24	Callum MANLEY	<b>50.895</b>	17:05:17.566	7	Honda CBR600 RR

#### Leader History

NO	NAME	FROM LAP	LAPS LED	DISTANCE	VEHICLE
28	Tom WALKER	1	3	3.62 miles	Honda CBR600RR
24	Callum MANLEY	4	4	4.83 miles	Honda CBR600 RR



# BMCRC - MRO Championships 2023 - Rnd 8 @ Brands Hatch Indy

## L&W Contractors BMCRC Rookie 600 & Rookie 1000

### RACE 4 - GRID (11 Laps)



CONTRACTORS LTD

ROW 12	36	122	James EGGINTON	35	61	Jason GAMBLE	34	395	William NICHOLLS	1:05.447
ROW 11				33	916	Adam FREWIN	32	413	Paul CONSTANTINE	57.787 56.196 55.356
ROW 10				30	911	Tom BRASTOCK	29	75	Alex TUFNALL	55.172 55.059 54.831
ROW 9				27	825	Cody OWENS	26	4	Kallum BEDWELL	54.109 53.723 53.667
ROW 8				24	124	Mark STRUTT	23	115	Brian MAHER	51.871 51.802 51.710
ROW 7				21	28	Tom WALKER	20	65	Frank MONTINI	51.247 51.002 50.895
ROW 6				18			17			
ROW 5				15			14	991	Daniel CLEARY	
ROW 4				12	14	Alex YIANNI	11	149	David WILKINS	59.373
ROW 3				9	627	Dean MILLER	8	191	Maurice DAVEY	54.570 53.512 53.376
ROW 2				6	23	Jason PAES	5	37	Adam DAVEY	53.339 53.265 52.261
ROW 1				3	81	Dan HARTLE	2	100	Sam CRANSTONE	52.189 51.288 51.046
							1	123	James VINCER	
										<b>Pole</b>

Brands Hatch Indy: 1.2079 miles

These results are provisional until the conclusion of any judicial and technical matters.

Clerk Of Course :	Stewards :	Timekeeper : <i>Craig Smith</i>
-------------------	------------	------------------------------------

Results can be found at [www.tsl-timing.com](http://www.tsl-timing.com)

Printed - 17:11 Saturday, 30 September 2023



# BMCRC - MRO Championships 2023 - Rnd 8 @ Brands Hatch Indy

## L&W Contractors BMCRC Rookie 600 & Rookie 1000

### RACE 4 - CLASSIFICATION



CONTRACTORS LTD

POS	NO	CL	PIC NAME	ENTRY	LAPS	TIME	GAP	DIFF	MPH	BEST	ON
1	87	1000	1 Karl THOMPSON	Yamaha R1 - #Teamrace	11	9:20.393			85.35	49.543	11
2	100	1000	2 Sam CRANSTONE	Bmw S1000RR - Fortis racing	11	9:21.856	1.463	1.463	85.13	50.127	4
3	123	1000	3 James VINCER	Kawasaki ZX 10 - A W RACING LTD	11	9:32.707	12.314	10.851	83.52	50.655	11
4	81	1000	4 Dan HARTLE	Yamaha R1 2CR - #Teamrace	11	9:34.310	13.917	1.603	83.29	50.548	7
5	24	600	1 Callum MANLEY	Honda CBR600 RR - Bec's Sweets	11	9:43.283	22.890	8.973	82.00	50.425	7
6	37	1000	5 Adam DAVEY	BMW S1000RR - Cayman convertible roof repairs	11	9:48.116	27.723	4.833	81.33	52.098	11
7	23	1000	6 Jason PAES	Aprilia RSV4 - J&R Electrical Ltd	11	9:52.321	31.928	4.205	80.75	52.668	9
8	28	600	2 Tom WALKER	Honda CBR600RR - TRW Racing	11	9:52.438	32.045	0.117	80.74	51.262	5
9	65	600	3 Frank MONTINI	Triumph DAYTONA 675R - Sara Johnson	11	9:52.779	32.386	0.341	80.69	51.426	8
10	191	1000	7 Maurice DAVEY	Suzuki GSXR 1000 - M D racing	11	9:53.271	32.878	0.492	80.62	52.358	9
11	115	600	4 Brian MAHER	Yamaha R6 -	11	9:55.863	35.470	2.592	80.27	51.803	2
12	124	600	5 Mark STRUTT	Yamaha R6 - MPS Developments LTD	11	9:56.967	36.574	1.104	80.12	51.587	6
13	125	1000	8 Matthew CHAM	Kawasaki ZX10 -	11	9:58.471	38.078	1.504	79.92	52.998	7
14	40	600	6 James LORD	Triumph DAYTONA 675R -	11	9:59.192	38.799	0.721	79.83	52.033	9
15	643	600	7 Harry HARRIS	Yamaha R6 - Bespoke bathing	11	10:00.361	39.968	1.169	79.67	52.016	6
16	627	1000	9 Dean MILLER	Yamaha R1 - Self-sponsored	11	10:05.356	44.963	4.995	79.01	53.468	6
17	825	600	8 Cody OWENS	Suzuki GSXR 600 - Crippling debt	11	10:10.810	50.417	5.454	78.31	52.870	6
18	4	600	9 Kallum BEDWELL	Yamaha R6 - CTHL-Connected to homes ltd	11	10:10.955	50.562	0.145	78.29	52.943	7
19	61	600	10 Jason GAMBLE	Kawasaki ZX6R - #TeamRace	10	9:22.104	1 Lap	1 Lap	77.36	53.177	7
20	90	600	11 Tom ELLIOTT	Yamaha R6 - A. Harland Race Services	10	9:28.580	1 Lap	6.476	76.48	53.737	7
21	75	600	12 Alex TUFNALL	Kawasaki 636 -	10	9:37.258	1 Lap	8.678	75.33	53.936	10
22	122	600	13 James EGGINTON	Kawasaki ZX6R - Advance Computer Services - www	10	9:38.682	1 Lap	1.424	75.14	54.367	10
23	101	1000	10 David HINCH	Suzuki GSXR - David Burnell Financial Services	10	9:40.298	1 Lap	1.616	74.93	55.781	10
24	52	600	14 Spencer CARRINGTON	Yamaha R6 - seton tuning	10	9:46.125	1 Lap	5.827	74.19	55.239	8
25	916	600	15 Adam FREWIN	Yamaha R6 - Mundo Street food Ibiza	10	9:57.226	1 Lap	11.101	72.81	55.910	3
26	395	600	16 William NICHOLLS	Yamaha R6 - Will Nicholls Farriery	9	9:34.974	2 Laps	1 Lap	68.06	1:00.284	4

#### NOT CLASSIFIED

DNF	36*	1000	Alan MORGAN	Suzuki GSXR 1000 - Little Duck Racing	10	8:56.368	1 Lap	0.000	81.07	52.572	7
-----	-----	------	-------------	---------------------------------------	----	----------	-------	-------	-------	--------	---

#### FASTEST LAP

87	1000	Karl THOMPSON	Yamaha R1 - #Teamrace	11	49.543	87.77 mph	141.25 kph
24	600	Callum MANLEY	Honda CBR600 RR - Bec's Sweets	7	50.425	86.23 mph	138.78 kph

\* No. 36 - Please fit a working transponder

Class 1000 - 92.5% of Race Speed = 78.94 mph

Class 600 - 92.5% of Race Speed = 75.85 mph

Weather / Track : Cloudy / Dry

These results are provisional until the conclusion of any judicial and technical matters.

Race Distance: 11 Laps / 13.28 miles

Brands Hatch Indy: 1.2079 miles

Date: 01/10/2023 Start: 11:13 Finish: 11:23

Clerk Of Course :

Stewards :

Timekeeper :

*Craig Smith*

Results can be found at [www.tsl-timing.com](http://www.tsl-timing.com)

Printed - 11:28 Sunday, 01 October 2023





# BMCRC - MRO Championships 2023 - Rnd 8 @ Brands Hatch Indy

## L&W Contractors BMCRC Rookie 600 & Rookie 1000

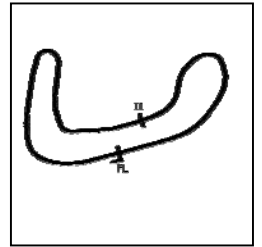
### RACE 4 - POSITION CHART

No	Name	Lap Pos													
			1	2	3	4	5	6	7	8	9	10	11		
123	VINCER	1	100	100	100	100	100	100	100	100	100	100	100	100	87
100	CRANSTONE	2	123	87	87	87	87	87	87	87	87	87	87	87	100
81	HARTLE	3	87	123	123	123	123	81	81	81	81	81	81	123	
87	THOMPSON	4	37	81	81	81	81	123	123	123	123	123	123	81	
37	DAVEY	5	36	37	36	36	36	36	36	36	24	24	24		
23	PAES	6	81	36	37	37	37	37	37	24	36	37	37		
36	MORGAN	7	23	23	23	23	23	23	24	37	37	36	23		
191	DAVEY	8	125	125	125	125	125	24	23	23	23	23	28		
627	MILLER	9	191	191	191	191	191	125	125	125	28	28	65		
101	HINCH	10	627	627	627	24	24	191	191	28	191	191	191		
125	CHAM	11	101	101	24	627	28	28	28	191	125	65	115		
24	MANLEY	12	24	24	28	28	65	65	65	65	65	125	124		
65	MONTINI	13	28	28	65	115	115	115	115	115	115	115	125		
28	WALKER	14	65	65	115	65	627	627	124	124	124	124	40		
40	LORD	15	115	115	40	40	40	40	627	40	40	40	643		
115	MAHER	16	40	40	643	643	643	643	40	643	643	643	627		
124	STRUTT	17	643	643	124	124	124	124	643	627	627	627	825		
643	HARRIS	18	124	124	101	825	825	825	825	825	825	825	4		
4	BEDWELL	19	4	4	4	101	4	4	4	4	4	4			
825	OWENS	20	825	825	825	4	61	61	61	61	61	61			
90	ELLIOTT	21	61	61	61	61	90	90	90	90	90	90			
75	TUFNALL	22	75	90	90	90	101	101	101	101	75	75			
52	CARRINGTON	23	90	75	75	75	75	75	122	122	122	122			
916	FREWIN	24	916	52	52	52	122	122	75	75	101	101			
395	NICHOLLS	25	52	122	122	122	52	52	52	52	52	52			
61	GAMBLE	26	122	916	916	916	916	916	916	916	916	916			
122	EGGINTON	27	395	395	395	395	395	395	395	395	395	395			

# BMCRC - MRO Championships 2023 - Rnd 8 @ Brands Hatch Indy

## L&W Contractors BMCRC Rookie 600 & Rookie 1000

### RACE 4 - SECTOR ANALYSIS



SECTOR 1 = FL to I1, SECTOR 2 = I1 to FL, DIFF = Difference To Personal Best Lap, P = Crossed Finish Line in Pit Lane, D = Time Disallowed

P1 87 1000 Karl THOMPSON			Yamaha R1 - #Teamrace			
IDEAL LAP TIME : 49.543		BEST LAP TIME : 49.543		DIFFERENCE : 0.000		
LAP	SECTOR 1	SECTOR 2	LAP TIME	MPH	DIFF	TIME OF DAY
1 -		20.595	56.519	76.94	6.976	11:14:45.224
2 -	30.676	20.139	50.815	85.57	1.272	11:15:36.039
3 -	30.236	20.072	50.308	86.43	0.765	11:16:26.347
4 -	30.282	19.961	50.243	86.55	0.700	11:17:16.590
5 -	30.378	20.286	50.664	85.83	1.121	11:18:07.254
6 -	30.224	19.984	50.208	86.61	0.665	11:18:57.462
7 -	29.930	20.202	50.132 (2)	86.74	0.589	11:19:47.594
8 -	30.439	20.731	51.170	84.98	1.627	11:20:38.764
9 -	30.121	20.023	50.144 (3)	86.72	0.601	11:21:28.908
10 -	30.443	20.204	50.647	85.86	1.104	11:22:19.555
11 -	<b>29.661</b>	<b>19.882</b>	<b>49.543 (1)</b>	<b>87.77</b>		<b>11:23:09.098</b>

P2 100 1000 Sam CRANSTONE			Bmw S1000RR - Fortis racing			
IDEAL LAP TIME : 50.119		BEST LAP TIME : 50.127		DIFFERENCE : 0.008		
LAP	SECTOR 1	SECTOR 2	LAP TIME	MPH	DIFF	TIME OF DAY
1 -		20.127	55.167	78.82	5.040	11:14:43.872
2 -	30.310	20.066	50.376	86.32	0.249	11:15:34.248
3 -	30.460	20.126	50.586	85.96	0.459	11:16:24.834
4 -	30.244	<b>19.883</b>	<b>50.127 (1)</b>	<b>86.75</b>		<b>11:17:14.961</b>
5 -	<b>30.236</b>	20.121	50.357 (3)	86.35	0.230	11:18:05.318
6 -	30.620	20.191	50.811	85.58	0.684	11:18:56.129
7 -	30.490	20.558	51.048	85.18	0.921	11:19:47.177
8 -	30.541	20.576	51.117	85.07	0.990	11:20:38.294
9 -	30.292	19.946	50.238 (2)	86.56	0.111	11:21:28.532
10 -	30.544	20.299	50.843	85.53	0.716	11:22:19.375
11 -	30.356	20.830	51.186	84.95	1.059	11:23:10.561

P3 123 1000 James VINCER			Kawasaki ZX 10 - A W RACING LTD			
IDEAL LAP TIME : 50.655		BEST LAP TIME : 50.655		DIFFERENCE : 0.000		
LAP	SECTOR 1	SECTOR 2	LAP TIME	MPH	DIFF	TIME OF DAY
1 -		20.597	56.353	77.16	5.698	11:14:45.058
2 -	31.322	20.804	52.126	83.42	1.471	11:15:37.184
3 -	31.095	20.776	51.871	83.83	1.216	11:16:29.055
4 -	31.275	20.487	51.762	84.01	1.107	11:17:20.817
5 -	31.345	20.933	52.278	83.18	1.623	11:18:13.095
6 -	31.830	20.407	52.237	83.24	1.582	11:19:05.332
7 -	31.266	20.196	51.462	84.50	0.807	11:19:56.794
8 -	30.856	20.505	51.361 (3)	84.66	0.706	11:20:48.155
9 -	30.983	20.539	51.522	84.40	0.867	11:21:39.677
10 -	30.616	20.464	51.080 (2)	85.13	0.425	11:22:30.757
11 -	<b>30.578</b>	<b>20.077</b>	<b>50.655 (1)</b>	<b>85.84</b>		<b>11:23:21.412</b>

P4 81 1000 Dan HARTLE			Yamaha R1 2CR - #Teamrace			
IDEAL LAP TIME : 50.523		BEST LAP TIME : 50.548		DIFFERENCE : 0.025		
LAP	SECTOR 1	SECTOR 2	LAP TIME	MPH	DIFF	TIME OF DAY
1 -		20.927	58.255	74.64	7.707	11:14:46.960
2 -	31.293	20.296	51.589	84.29	1.041	11:15:38.549
3 -	30.815	20.179	50.994 (2)	85.27	0.446	11:16:29.543
4 -	31.062	20.467	51.529	84.39	0.981	11:17:21.072
5 -	31.477	20.741	52.218	83.27	1.670	11:18:13.290
6 -	31.161	20.187	51.348	84.68	0.800	11:19:04.638
7 -	30.467	<b>20.081</b>	<b>50.548 (1)</b>	<b>86.02</b>		<b>11:19:55.186</b>
8 -	<b>30.442</b>	20.759	51.201 (3)	84.93	0.653	11:20:46.387
9 -	30.744	21.033	51.777	83.98	1.229	11:21:38.164
10 -	31.813	20.654	52.467	82.88	1.919	11:22:30.631
11 -	31.523	20.861	52.384	83.01	1.836	11:23:23.015

# BMCRC - MRO Championships 2023 - Rnd 8 @ Brands Hatch Indy

## L&W Contractors BMCRC Rookie 600 & Rookie 1000

### RACE 4 - SECTOR ANALYSIS



SECTOR 1 = FL to I1, SECTOR 2 = I1 to FL, DIFF = Difference To Personal Best Lap, P = Crossed Finish Line in Pit Lane, D = Time Disallowed

<b>P5 24 600 Callum MANLEY</b>		Honda CBR600 RR - Bec's Sweets				
IDEAL LAP TIME : 50.425		BEST LAP TIME : 50.425				
		DIFFERENCE : 0.000				
LAP	SECTOR 1	SECTOR 2	LAP TIME	MPH	DIFF	TIME OF DAY
1 -		20.701	1:11.165	61.10	20.740	11:14:59.870
2 -	31.017	20.590	51.607	84.26	1.182	11:15:51.477
3 -	30.742	20.510	51.252	84.84	0.827	11:16:42.729
4 -	30.450	20.349	50.799 (2)	85.60	0.374	11:17:33.528
5 -	30.451	20.552	51.003	85.26	0.578	11:18:24.531
6 -	30.394	20.761	51.155	85.00	0.730	11:19:15.686
7 -	<b>30.145</b>	<b>20.280</b>	<b>50.425 (1)</b>	<b>86.23</b>		<b>11:20:06.111</b>
8 -	31.036	20.891	51.927	83.74	1.502	11:20:58.038
9 -	31.260	20.419	51.679	84.14	1.254	11:21:49.717
10 -	30.766	20.525	51.291	84.78	0.866	11:22:41.008
11 -	30.558	20.422	50.980 (3)	85.30	0.555	11:23:31.988

<b>P6 37 1000 Adam DAVEY</b>		BMW S1000RR - Cayman convertible roof repairs				
IDEAL LAP TIME : 52.098		BEST LAP TIME : 52.098				
		DIFFERENCE : 0.000				
LAP	SECTOR 1	SECTOR 2	LAP TIME	MPH	DIFF	TIME OF DAY
1 -		21.262	58.207	74.70	6.109	11:14:46.912
2 -	32.028	21.587	53.615	81.10	1.517	11:15:40.527
3 -	32.202	21.330	53.532	81.23	1.434	11:16:34.059
4 -	31.678	21.148	52.826	82.31	0.728	11:17:26.885
5 -	31.871	21.052	52.923	82.16	0.825	11:18:19.808
6 -	31.845	20.839	52.684 (3)	82.54	0.586	11:19:12.492
7 -	31.823	20.833	52.656 (2)	82.58	0.558	11:20:05.148
8 -	31.750	21.288	53.038	81.99	0.940	11:20:58.186
9 -	31.756	21.294	53.050	81.97	0.952	11:21:51.236
10 -	31.784	21.703	53.487	81.30	1.389	11:22:44.723
11 -	<b>31.326</b>	<b>20.772</b>	<b>52.098 (1)</b>	<b>83.46</b>		<b>11:23:36.821</b>

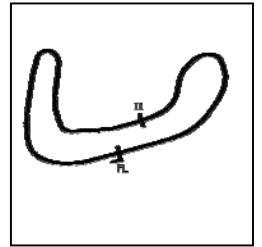
<b>P7 23 1000 Jason PAES</b>		Aprilia RSV4 - J&R Electrical Ltd				
IDEAL LAP TIME : 52.594		BEST LAP TIME : 52.668				
		DIFFERENCE : 0.074				
LAP	SECTOR 1	SECTOR 2	LAP TIME	MPH	DIFF	TIME OF DAY
1 -		21.214	59.138	73.53	6.470	11:14:47.843
2 -	32.270	20.982	53.252	81.66	0.584	11:15:41.095
3 -	32.039	21.280	53.319	81.55	0.651	11:16:34.414
4 -	32.082	20.818	52.900	82.20	0.232	11:17:27.314
5 -	31.990	21.064	53.054	81.96	0.386	11:18:20.368
6 -	32.013	22.138	54.151	80.30	1.483	11:19:14.519
7 -	32.114	<b>20.765</b>	52.879	82.23	0.211	11:20:07.398
8 -	31.858	20.824	52.682 (2)	82.54	0.014	11:21:00.080
9 -	<b>31.829</b>	20.839	<b>52.668 (1)</b>	<b>82.56</b>		<b>11:21:52.748</b>
10 -	31.937	20.935	52.872 (3)	82.24	0.204	11:22:45.620
11 -	34.294	21.112	55.406	78.48	2.738	11:23:41.026

<b>P8 28 600 Tom WALKER</b>		Honda CBR600RR - TRW Racing				
IDEAL LAP TIME : 51.225		BEST LAP TIME : 51.262				
		DIFFERENCE : 0.037				
LAP	SECTOR 1	SECTOR 2	LAP TIME	MPH	DIFF	TIME OF DAY
1 -		20.535	1:11.459	60.85	20.197	11:15:00.164
2 -	31.014	20.505	51.519 (2)	84.40	0.257	11:15:51.683
3 -	31.036	20.605	51.641	84.20	0.379	11:16:43.324
4 -	31.816	20.640	52.456	82.90	1.194	11:17:35.780
5 -	<b>30.773</b>	20.489	<b>51.262 (1)</b>	<b>84.83</b>		<b>11:18:27.042</b>
6 -	31.076	<b>20.452</b>	51.528 (3)	84.39	0.266	11:19:18.570
7 -	31.000	20.682	51.682	84.14	0.420	11:20:10.252
8 -	31.592	21.031	52.623	82.63	1.361	11:21:02.875
9 -	31.140	20.615	51.755	84.02	0.493	11:21:54.630
10 -	31.276	20.754	52.030	83.57	0.768	11:22:46.660
11 -	33.790	20.693	54.483	79.81	3.221	11:23:41.143

# BMCRC - MRO Championships 2023 - Rnd 8 @ Brands Hatch Indy

## L&W Contractors BMCRC Rookie 600 & Rookie 1000

### RACE 4 - SECTOR ANALYSIS



SECTOR 1 = FL to I1, SECTOR 2 = I1 to FL, DIFF = Difference To Personal Best Lap, P = Crossed Finish Line in Pit Lane, D = Time Disallowed

P9 65 600 Frank MONTINI			Triumph DAYTONA 675R - Sara Johnson			
IDEAL LAP TIME : 51.403		BEST LAP TIME : 51.426		DIFFERENCE : 0.023		
LAP	SECTOR 1	SECTOR 2	LAP TIME	MPH	DIFF	TIME OF DAY
1 -		20.688	1:12.013	60.38	20.587	11:15:00.718
2 -	30.991	20.662	51.653 (3)	84.18	0.227	11:15:52.371
3 -	<b>30.923</b>	20.511	51.434 (2)	84.54	0.008	11:16:43.805
4 -	32.746	<b>20.480</b>	53.226	81.70	1.800	11:17:37.031
5 -	31.526	20.588	52.114	83.44	0.688	11:18:29.145
6 -	31.056	20.673	51.729	84.06	0.303	11:19:20.874
7 -	31.521	20.666	52.187	83.32	0.761	11:20:13.061
8 -	30.942	20.484	<b>51.426 (1)</b>	<b>84.56</b>		<b>11:21:04.487</b>
9 -	31.427	21.113	52.540	82.76	1.114	11:21:57.027
10 -	31.000	21.142	52.142	83.39	0.716	11:22:49.169
11 -	31.779	20.536	52.315	83.12	0.889	11:23:41.484

P10 191 1000 Maurice DAVEY			Suzuki GSXR 1000 - M D racing			
IDEAL LAP TIME : 52.358		BEST LAP TIME : 52.358		DIFFERENCE : 0.000		
LAP	SECTOR 1	SECTOR 2	LAP TIME	MPH	DIFF	TIME OF DAY
1 -		21.622	1:00.489	71.89	8.131	11:14:49.194
2 -	33.091	21.287	54.378	79.96	2.020	11:15:43.572
3 -	32.247	21.407	53.654	81.04	1.296	11:16:37.226
4 -	32.496	21.069	53.565	81.18	1.207	11:17:30.791
5 -	32.456	20.716	53.172	81.78	0.814	11:18:23.963
6 -	32.502	20.729	53.231	81.69	0.873	11:19:17.194
7 -	31.990	20.528	52.518 (2)	82.80	0.160	11:20:09.712
8 -	32.367	21.019	53.386	81.45	1.028	11:21:03.098
9 -	<b>31.894</b>	<b>20.464</b>	<b>52.358 (1)</b>	<b>83.05</b>		<b>11:21:55.456</b>
10 -	32.390	20.751	53.141 (3)	81.83	0.783	11:22:48.597
11 -	32.900	20.479	53.379	81.46	1.021	11:23:41.976

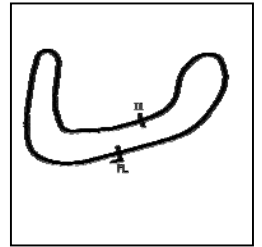
P11 115 600 Brian MAHER			Yamaha R6 -			
IDEAL LAP TIME : 51.690		BEST LAP TIME : 51.803		DIFFERENCE : 0.113		
LAP	SECTOR 1	SECTOR 2	LAP TIME	MPH	DIFF	TIME OF DAY
1 -		20.556	1:12.119	60.29	20.316	11:15:00.824
2 -	31.611	<b>20.192</b>	<b>51.803 (1)</b>	<b>83.94</b>		<b>11:15:52.627</b>
3 -	31.607	20.375	51.982	83.65	0.179	11:16:44.609
4 -	31.553	20.299	51.852 (2)	83.86	0.049	11:17:36.461
5 -	32.666	20.704	53.370	81.48	1.567	11:18:29.831
6 -	31.575	20.535	52.110	83.45	0.307	11:19:21.941
7 -	31.841	20.453	52.294	83.15	0.491	11:20:14.235
8 -	<b>31.498</b>	20.379	51.877 (3)	83.82	0.074	11:21:06.112
9 -	31.693	20.591	52.284	83.17	0.481	11:21:58.396
10 -	31.679	21.309	52.988	82.06	1.185	11:22:51.384
11 -	32.151	21.033	53.184	81.76	1.381	11:23:44.568

P12 124 600 Mark STRUTT			Yamaha R6 - MPS Developments LTD			
IDEAL LAP TIME : 51.488		BEST LAP TIME : 51.587		DIFFERENCE : 0.099		
LAP	SECTOR 1	SECTOR 2	LAP TIME	MPH	DIFF	TIME OF DAY
1 -		20.931	1:13.381	59.26	21.794	11:15:02.086
2 -	31.977	20.866	52.843	82.29	1.256	11:15:54.929
3 -	32.102	21.159	53.261	81.64	1.674	11:16:48.190
4 -	32.102	20.792	52.894	82.21	1.307	11:17:41.084
5 -	31.871	20.825	52.696	82.52	1.109	11:18:33.780
6 -	31.187	<b>20.400</b>	<b>51.587 (1)</b>	<b>84.29</b>		<b>11:19:25.367</b>
7 -	31.596	20.870	52.466	82.88	0.879	11:20:17.833
8 -	31.272	20.735	52.007	83.61	0.420	11:21:09.840
9 -	<b>31.088</b>	20.671	51.759 (3)	84.01	0.172	11:22:01.599
10 -	31.328	20.421	51.749 (2)	84.03	0.162	11:22:53.348
11 -	31.745	20.579	52.324	83.10	0.737	11:23:45.672

# BMCRC - MRO Championships 2023 - Rnd 8 @ Brands Hatch Indy

## L&W Contractors BMCRC Rookie 600 & Rookie 1000

### RACE 4 - SECTOR ANALYSIS



SECTOR 1 = FL to I1, SECTOR 2 = I1 to FL, DIFF = Difference To Personal Best Lap, P = Crossed Finish Line in Pit Lane, D = Time Disallowed

P13 125 1000 Matthew CHAM			Kawasaki ZX10 -			
IDEAL LAP TIME : 52.925		BEST LAP TIME : 52.998	DIFFERENCE : 0.073			
LAP	SECTOR 1	SECTOR 2	LAP TIME	MPH	DIFF	TIME OF DAY
1 -		21.311	59.447	73.15	6.449	11:14:48.152
2 -	32.591	<b>21.035</b>	53.626	81.09	0.628	11:15:41.778
3 -	32.398	21.204	53.602 (3)	81.12	0.604	11:16:35.380
4 -	32.136	21.148	53.284 (2)	81.61	0.286	11:17:28.664
5 -	32.327	21.295	53.622	81.09	0.624	11:18:22.286
6 -	32.337	21.469	53.806	80.82	0.808	11:19:16.092
7 -	<b>31.890</b>	21.108	<b>52.998 (1)</b>	<b>82.05</b>		<b>11:20:09.090</b>
8 -	32.191	21.456	53.647	81.05	0.649	11:21:02.737
9 -	32.890	21.326	54.216	80.20	1.218	11:21:56.953
10 -	32.949	21.432	54.381	79.96	1.383	11:22:51.334
11 -	33.854	21.988	55.842	77.87	2.844	11:23:47.176

P14 40 600 James LORD			Triumph DAYTONA 675R -			
IDEAL LAP TIME : 51.963		BEST LAP TIME : 52.033	DIFFERENCE : 0.070			
LAP	SECTOR 1	SECTOR 2	LAP TIME	MPH	DIFF	TIME OF DAY
1 -		20.635	1:12.601	59.89	20.568	11:15:01.306
2 -	31.995	20.880	52.875	82.24	0.842	11:15:54.181
3 -	31.612	20.870	52.482	82.85	0.449	11:16:46.663
4 -	31.798	20.721	52.519	82.80	0.486	11:17:39.182
5 -	31.895	20.620	52.515	82.80	0.482	11:18:31.697
6 -	31.665	20.765	52.430 (3)	82.94	0.397	11:19:24.127
7 -	32.673	21.121	53.794	80.83	1.761	11:20:17.921
8 -	31.776	20.713	52.489	82.84	0.456	11:21:10.410
9 -	31.511	<b>20.522</b>	<b>52.033 (1)</b>	<b>83.57</b>		<b>11:22:02.443</b>
10 -	<b>31.441</b>	20.782	52.223 (2)	83.26	0.190	11:22:54.666
11 -	32.484	20.747	53.231	81.69	1.198	11:23:47.897

P15 643 600 Harry HARRIS			Yamaha R6 - Bespoke bathing			
IDEAL LAP TIME : 52.016		BEST LAP TIME : 52.016	DIFFERENCE : 0.000			
LAP	SECTOR 1	SECTOR 2	LAP TIME	MPH	DIFF	TIME OF DAY
1 -		20.920	1:13.230	59.38	21.214	11:15:01.935
2 -	31.839	20.905	52.744	82.44	0.728	11:15:54.679
3 -	32.024	21.276	53.300	81.58	1.284	11:16:47.979
4 -	31.844	20.803	52.647	82.59	0.631	11:17:40.626
5 -	31.882	20.654	52.536	82.77	0.520	11:18:33.162
6 -	<b>31.468</b>	<b>20.548</b>	<b>52.016 (1)</b>	<b>83.60</b>		<b>11:19:25.178</b>
7 -	32.603	20.755	53.358	81.49	1.342	11:20:18.536
8 -	32.590	20.802	53.392	81.44	1.376	11:21:11.928
9 -	31.568	20.700	52.268 (3)	83.19	0.252	11:22:04.196
10 -	31.538	20.602	52.140 (2)	83.40	0.124	11:22:56.336
11 -	31.994	20.736	52.730	82.46	0.714	11:23:49.066

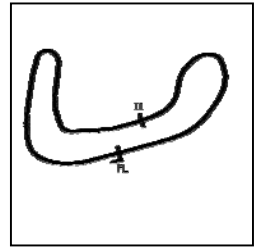
P16 627 1000 Dean MILLER			Yamaha R1 - Self-sponsored			
IDEAL LAP TIME : 53.435		BEST LAP TIME : 53.468	DIFFERENCE : 0.033			
LAP	SECTOR 1	SECTOR 2	LAP TIME	MPH	DIFF	TIME OF DAY
1 -		22.662	1:03.284	68.71	9.816	11:14:51.989
2 -	33.715	21.365	55.080	78.95	1.612	11:15:47.069
3 -	33.102	21.599	54.701	79.49	1.233	11:16:41.770
4 -	32.805	21.115	53.920	80.64	0.452	11:17:35.690
5 -	33.364	21.216	54.580	79.67	1.112	11:18:30.270
6 -	32.830	<b>20.638</b>	<b>53.468 (1)</b>	<b>81.33</b>		<b>11:19:23.738</b>
7 -	<b>32.797</b>	21.336	54.133	80.33	0.665	11:20:17.871
8 -	34.012	20.876	54.888	79.22	1.420	11:21:12.759
9 -	32.833	20.801	53.634 (3)	81.07	0.166	11:22:06.393
10 -	32.832	20.670	53.502 (2)	81.27	0.034	11:22:59.895
11 -	33.193	20.973	54.166	80.28	0.698	11:23:54.061



# BMCRC - MRO Championships 2023 - Rnd 8 @ Brands Hatch Indy

## L&W Contractors BMCRC Rookie 600 & Rookie 1000

### RACE 4 - SECTOR ANALYSIS



SECTOR 1 = FL to I1, SECTOR 2 = I1 to FL, DIFF = Difference To Personal Best Lap, P = Crossed Finish Line in Pit Lane, D = Time Disallowed

P17 825 600		Cody OWENS		Suzuki GSXR 600 - Crippling debt		
IDEAL LAP TIME : 52.870		BEST LAP TIME : 52.870		DIFFERENCE : 0.000		
LAP	SECTOR 1	SECTOR 2	LAP TIME	MPH	DIFF	TIME OF DAY
1 -		22.012	1:16.128	57.12	23.258	11:15:04.833
2 -	32.397	21.525	53.922	80.64	1.052	11:15:58.755
3 -	32.631	21.782	54.413	79.91	1.543	11:16:53.168
4 -	32.383	21.089	53.472	81.32	0.602	11:17:46.640
5 -	32.307	21.077	53.384	81.45	0.514	11:18:40.024
6 -	<b>31.918</b>	<b>20.952</b>	<b>52.870 (1)</b>	<b>82.25</b>		<b>11:19:32.894</b>
7 -	31.964	21.132	53.096 (2)	81.90	0.226	11:20:25.990
8 -	32.080	21.431	53.511	81.26	0.641	11:21:19.501
9 -	32.072	21.324	53.396	81.44	0.526	11:22:12.897
10 -	32.164	20.953	53.117 (3)	81.86	0.247	11:23:06.014
11 -	32.470	21.031	53.501	81.28	0.631	11:23:59.515

P18 4 600		Kallum BEDWELL		Yamaha R6 - CTHL-Connected to homes ltd		
IDEAL LAP TIME : 52.813		BEST LAP TIME : 52.943		DIFFERENCE : 0.130		
LAP	SECTOR 1	SECTOR 2	LAP TIME	MPH	DIFF	TIME OF DAY
1 -		21.816	1:15.691	57.45	22.748	11:15:04.396
2 -	32.530	21.360	53.890	80.69	0.947	11:15:58.286
3 -	32.926	21.761	54.687	79.51	1.744	11:16:52.973
4 -	32.623	21.635	54.258	80.14	1.315	11:17:47.231
5 -	32.082	21.067	53.149	81.81	0.206	11:18:40.380
6 -	32.142	20.911	53.053 (2)	81.96	0.110	11:19:33.433
7 -	<b>31.977</b>	20.966	<b>52.943 (1)</b>	<b>82.13</b>		<b>11:20:26.376</b>
8 -	32.239	21.217	53.456	81.34	0.513	11:21:19.832
9 -	32.582	20.865	53.447	81.36	0.504	11:22:13.279
10 -	32.286	<b>20.836</b>	53.122 (3)	81.86	0.179	11:23:06.401
11 -	32.266	20.993	53.259	81.65	0.316	11:23:59.660

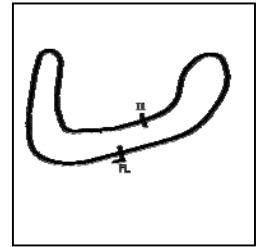
P19 61 600		Jason GAMBLE		Kawasaki ZX6R - #TeamRace		
IDEAL LAP TIME : 53.124		BEST LAP TIME : 53.177		DIFFERENCE : 0.053		
LAP	SECTOR 1	SECTOR 2	LAP TIME	MPH	DIFF	TIME OF DAY
1 -		22.086	1:16.416	56.90	23.239	11:15:05.121
2 -	32.233	21.506	53.739	80.92	0.562	11:15:58.860
3 -	32.732	21.683	54.415	79.91	1.238	11:16:53.275
4 -	32.635	21.488	54.123	80.34	0.946	11:17:47.398
5 -	32.305	<b>21.241</b>	53.546 (2)	81.21	0.369	11:18:40.944
6 -	32.378	21.477	53.855	80.74	0.678	11:19:34.799
7 -	<b>31.883</b>	21.294	<b>53.177 (1)</b>	<b>81.77</b>		<b>11:20:27.976</b>
8 -	32.160	21.572	53.732 (3)	80.93	0.555	11:21:21.708
9 -	32.929	21.805	54.734	79.44	1.557	11:22:16.442
10 -	33.030	21.337	54.367	79.98	1.190	11:23:10.809

P20 90 600		Tom ELLIOTT		Yamaha R6 - A. Harland Race Services		
IDEAL LAP TIME : 53.720		BEST LAP TIME : 53.737		DIFFERENCE : 0.017		
LAP	SECTOR 1	SECTOR 2	LAP TIME	MPH	DIFF	TIME OF DAY
1 -		21.994	1:17.766	55.91	24.029	11:15:06.471
2 -	33.536	22.070	55.606	78.20	1.869	11:16:02.077
3 -	32.950	21.582	54.532	79.74	0.795	11:16:56.609
4 -	32.423	21.336	53.759 (2)	80.89	0.022	11:17:50.368
5 -	32.876	21.735	54.611	79.62	0.874	11:18:44.979
6 -	32.661	<b>21.327</b>	53.988 (3)	80.54	0.251	11:19:38.967
7 -	<b>32.393</b>	21.344	<b>53.737 (1)</b>	<b>80.92</b>		<b>11:20:32.704</b>
8 -	32.915	21.581	54.496	79.79	0.759	11:21:27.200
9 -	33.020	21.852	54.872	79.24	1.135	11:22:22.072
10 -	33.480	21.733	55.213	78.76	1.476	11:23:17.285

# BMCRC - MRO Championships 2023 - Rnd 8 @ Brands Hatch Indy

## L&W Contractors BMCRC Rookie 600 & Rookie 1000

### RACE 4 - SECTOR ANALYSIS



SECTOR 1 = FL to I1, SECTOR 2 = I1 to FL, DIFF = Difference To Personal Best Lap, P = Crossed Finish Line in Pit Lane, D = Time Disallowed

P21 75 600 Alex TUFNALL		Kawasaki 636 -				
IDEAL LAP TIME : 53.936		BEST LAP TIME : 53.936		DIFFERENCE : 0.000		
LAP	SECTOR 1	SECTOR 2	LAP TIME	MPH	DIFF	TIME OF DAY
1 -		21.902	1:16.979	56.49	23.043	11:15:05.684
2 -	33.958	22.640	56.598	76.83	2.662	11:16:02.282
3 -	33.404	22.253	55.657	78.13	1.721	11:16:57.939
4 -	33.837	22.443	56.280	77.26	2.344	11:17:54.219
5 -	33.888	22.354	56.242	77.31	2.306	11:18:50.461
6 -	33.686	22.145	55.831	77.88	1.895	11:19:46.292
7 -	33.943	21.725	55.668	78.11	1.732	11:20:41.960
8 -	33.029	21.718	54.747 (2)	79.43	0.811	11:21:36.707
9 -	33.562	21.758	55.320 (3)	78.60	1.384	11:22:32.027
10 -	<b>32.429</b>	<b>21.507</b>	<b>53.936 (1)</b>	<b>80.62</b>		<b>11:23:25.963</b>

P22 122 600 James EGGINTON		Kawasaki ZX6R - Advance Computer Services - www.ACS.co.uk				
IDEAL LAP TIME : 54.367		BEST LAP TIME : 54.367		DIFFERENCE : 0.000		
LAP	SECTOR 1	SECTOR 2	LAP TIME	MPH	DIFF	TIME OF DAY
1 -		22.116	1:19.038	55.01	24.671	11:15:07.743
2 -	33.878	22.028	55.906	77.78	1.539	11:16:03.649
3 -	33.780	22.138	55.918	77.76	1.551	11:16:59.567
4 -	33.707	22.071	55.778	77.96	1.411	11:17:55.345
5 -	33.496	22.118	55.614	78.19	1.247	11:18:50.959
6 -	33.460	21.960	55.420	78.46	1.053	11:19:46.379
7 -	33.636	21.674	55.310 (3)	78.62	0.943	11:20:41.689
8 -	33.022	21.921	54.943 (2)	79.14	0.576	11:21:36.632
9 -	33.978	22.410	56.388	77.11	2.021	11:22:33.020
10 -	<b>32.730</b>	<b>21.637</b>	<b>54.367 (1)</b>	<b>79.98</b>		<b>11:23:27.387</b>

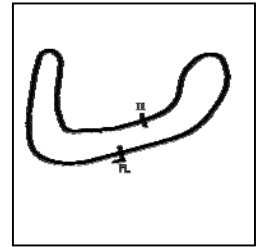
P23 101 1000 David HINCH		Suzuki GSXR - David Burnell Financial Services				
IDEAL LAP TIME : 55.593		BEST LAP TIME : 55.781		DIFFERENCE : 0.188		
LAP	SECTOR 1	SECTOR 2	LAP TIME	MPH	DIFF	TIME OF DAY
1 -		23.455	1:03.762	68.20	7.981	11:14:52.467
2 -	34.307	22.958	57.265	75.93	1.484	11:15:49.732
3 -	35.772	23.195	58.967	73.74	3.186	11:16:48.699
4 -	35.051	23.385	58.436	74.41	2.655	11:17:47.135
5 -	35.573	23.327	58.900	73.83	3.119	11:18:46.035
6 -	34.402	22.723	57.125	76.12	1.344	11:19:43.160
7 -	34.227	22.471	56.698 (3)	76.69	0.917	11:20:39.858
8 -	<b>33.588</b>	22.461	56.049 (2)	77.58	0.268	11:21:35.907
9 -	34.582	22.733	57.315	75.87	1.534	11:22:33.222
10 -	33.776	<b>22.005</b>	<b>55.781 (1)</b>	<b>77.95</b>		<b>11:23:29.003</b>

P24 52 600 Spencer CARRINGTON		Yamaha R6 - seton tuning				
IDEAL LAP TIME : 55.026		BEST LAP TIME : 55.239		DIFFERENCE : 0.213		
LAP	SECTOR 1	SECTOR 2	LAP TIME	MPH	DIFF	TIME OF DAY
1 -		21.990	1:18.137	55.65	22.898	11:15:06.842
2 -	33.833	<b>21.784</b>	55.617 (3)	78.18	0.378	11:16:02.459
3 -	33.799	22.051	55.850	77.86	0.611	11:16:58.309
4 -	<b>33.242</b>	22.741	55.983	77.67	0.744	11:17:54.292
5 -	34.697	22.786	57.483	75.65	2.244	11:18:51.775
6 -	34.005	22.229	56.234	77.33	0.995	11:19:48.009
7 -	33.551	21.885	55.436 (2)	78.44	0.197	11:20:43.445
8 -	33.297	21.942	<b>55.239 (1)</b>	<b>78.72</b>		<b>11:21:38.684</b>
9 -	34.092	24.148	58.240	74.66	3.001	11:22:36.924
10 -	35.087	22.819	57.906	75.09	2.667	11:23:34.830

# BMCRC - MRO Championships 2023 - Rnd 8 @ Brands Hatch Indy

## L&W Contractors BMCRC Rookie 600 & Rookie 1000

### RACE 4 - SECTOR ANALYSIS



SECTOR 1 = FL to I1, SECTOR 2 = I1 to FL, DIFF = Difference To Personal Best Lap, P = Crossed Finish Line in Pit Lane, D = Time Disallowed

<b>P25 916 600 Adam FREWIN</b>		Yamaha R6 - Mundo Street food Ibiza				
IDEAL LAP TIME : 55.826		BEST LAP TIME : 55.910		DIFFERENCE : 0.084		
LAP	SECTOR 1	SECTOR 2	LAP TIME	MPH	DIFF	TIME OF DAY
1 -		22.302	1:17.801	55.89	21.891	11:15:06.506
2 -	35.549	22.332	57.881	75.13	1.971	11:16:04.387
3 -	33.902	<b>22.008</b>	<b>55.910 (1)</b>	<b>77.77</b>		<b>11:17:00.297</b>
4 -	<b>33.818</b>	22.419	56.237 (2)	77.32	0.327	11:17:56.534
5 -	34.082	22.299	56.381 (3)	77.12	0.471	11:18:52.915
6 -	34.942	22.630	57.572	75.53	1.662	11:19:50.487
7 -	34.690	22.753	57.443	75.70	1.533	11:20:47.930
8 -	35.775	23.045	58.820	73.93	2.910	11:21:46.750
9 -	36.010	23.066	59.076	73.61	3.166	11:22:45.826
10 -	36.800	23.305	1:00.105	72.35	4.195	11:23:45.931

<b>P26 395 600 William NICHOLLS</b>		Yamaha R6 - Will Nicholls Farriery				
IDEAL LAP TIME : 1:00.254		BEST LAP TIME : 1:00.284		DIFFERENCE : 0.030		
LAP	SECTOR 1	SECTOR 2	LAP TIME	MPH	DIFF	TIME OF DAY
1 -		24.240	1:22.821	52.50	22.537	11:15:11.526
2 -	38.046	24.075	1:02.121	70.00	1.837	11:16:13.647
3 -	37.002	<b>24.027</b>	1:01.029 (2)	71.25	0.745	11:17:14.676
4 -	<b>36.227</b>	24.057	<b>1:00.284 (1)</b>	<b>72.13</b>		<b>11:18:14.960</b>
5 -	36.811	24.378	1:01.189 (3)	71.06	0.905	11:19:16.149
6 -	37.717	24.200	1:01.917	70.23	1.633	11:20:18.066
7 -	38.578	24.219	1:02.797	69.24	2.513	11:21:20.863
8 -	37.288	24.157	1:01.445	70.77	1.161	11:22:22.308
9 -	37.226	24.145	1:01.371	70.85	1.087	11:23:23.679

<b>P27 36 1000 Alan MORGAN</b>		Suzuki GSXR 1000 - Little Duck Racing				
IDEAL LAP TIME :		BEST LAP TIME : 52.572		DIFFERENCE :		
LAP	SECTOR 1	SECTOR 2	LAP TIME	MPH	DIFF	TIME OF DAY
1 -						
2 -						
3 -						
4 -						
5 -						
6 -						
7 -						
8 -						
9 -						
10 -						

# BMCRC - MRO Championships 2023 - Rnd 8 @ Brands Hatch Indy

## L&W Contractors BMCRC Rookie 600 & Rookie 1000

### RACE 4 - BEST SECTORS

SECTOR 1			SECTOR 2			IDEAL / BEST COMPARISON						
POS	NO	NAME	TIME	NO	NAME	TIME	POS	NO	NAME	IDEAL	BEST	DIFF
									<b>PERFECT LAP</b>	<b>49.543</b>		
1	87	THOMPSON	29.661	87	THOMPSON	19.882	1	87	THOMPSON	49.543	49.543	0.000
2	24	MANLEY	30.145	100	CRANSTONE	19.883	2	100	CRANSTONE	50.119	50.127	0.008
3	100	CRANSTONE	30.236	123	VINCER	20.077	3	24	MANLEY	50.425	50.425	0.000
4	81	HARTLE	30.442	81	HARTLE	20.081	4	81	HARTLE	50.523	50.548	0.025
5	123	VINCER	30.578	115	MAHER	20.192	5	123	VINCER	50.655	50.655	0.000
6	28	WALKER	30.773	24	MANLEY	20.280	6	28	WALKER	51.225	51.262	0.037
7	65	MONTINI	30.923	124	STRUTT	20.400	7	65	MONTINI	51.403	51.426	0.023
8	124	STRUTT	31.088	28	WALKER	20.452	8	124	STRUTT	51.488	51.587	0.099
9	37	DAVEY	31.326	191	DAVEY	20.464	9	115	MAHER	51.690	51.803	0.113
10	40	LORD	31.441	65	MONTINI	20.480	10	40	LORD	51.963	52.033	0.070
11	643	HARRIS	31.468	40	LORD	20.522	11	643	HARRIS	52.016	52.016	0.000
12	115	MAHER	31.498	643	HARRIS	20.548	12	37	DAVEY	52.098	52.098	0.000
13	23	PAES	31.829	627	MILLER	20.638	13	191	DAVEY	52.358	52.358	0.000
14	61	GAMBLE	31.883	23	PAES	20.765	14	23	PAES	52.594	52.668	0.074
15	125	CHAM	31.890	37	DAVEY	20.772	15	4	BEDWELL	52.813	52.943	0.130
16	191	DAVEY	31.894	4	BEDWELL	20.836	16	825	OWENS	52.870	52.870	0.000
17	825	OWENS	31.918	825	OWENS	20.952	17	125	CHAM	52.925	52.998	0.073
18	4	BEDWELL	31.977	125	CHAM	21.035	18	61	GAMBLE	53.124	53.177	0.053
19	90	ELLIOTT	32.393	61	GAMBLE	21.241	19	627	MILLER	53.435	53.468	0.033
20	75	TUFNALL	32.429	90	ELLIOTT	21.327	20	90	ELLIOTT	53.720	53.737	0.017
21	122	EGGINTON	32.730	75	TUFNALL	21.507	21	75	TUFNALL	53.936	53.936	0.000
22	627	MILLER	32.797	122	EGGINTON	21.637	22	122	EGGINTON	54.367	54.367	0.000
23	52	CARRINGTON	33.242	52	CARRINGTON	21.784	23	52	CARRINGTON	55.026	55.239	0.213
24	101	HINCH	33.588	101	HINCH	22.005	24	101	HINCH	55.593	55.781	0.188
25	916	FREWIN	33.818	916	FREWIN	22.008	25	916	FREWIN	55.826	55.910	0.084
26	395	NICHOLLS	36.227	395	NICHOLLS	24.027	26	395	NICHOLLS	1:00.254	1:00.284	0.030
27							27	36	MORGAN		52.572	

# BMCRC - MRO Championships 2023 - Rnd 8 @ Brands Hatch Indy

## L&W Contractors BMCRC Rookie 600 & Rookie 1000

### RACE 4 - STATISTICS

**Competitors Started** 27  
**Planned Start** 2023-10-01 @ 11:20:00.000  
**Actual Start** 2023-10-01 @ 11:13:48.705  
**Finish Time** 2023-10-01 @ 11:23:09.097  
**Track Length** 1.2079mi.  
**Total Laps** 287  
**Total Distance Covered** 346.6803mi.

#### Session Fastest Lap History

NO	CL	NAME	LAP TIME	TIME OF DAY	LAP	VEHICLE
100	1000	Sam CRANSTONE	50.376	11:15:34.269	2	Bmw S1000RR
87	1000	Karl THOMPSON	50.308	11:16:26.355	3	Yamaha R1
100	1000	Sam CRANSTONE	50.127	11:17:14.981	4	Bmw S1000RR
87	1000	Karl THOMPSON	49.543	11:23:09.106	11	Yamaha R1

#### Session Leader History

NO	CL	NAME	FROM LAP	LAPS LED	DISTANCE	VEHICLE
100	1000	Sam CRANSTONE	1	10	12.07 miles	Bmw S1000RR
87	1000	Karl THOMPSON	11	1	1.20 miles	Yamaha R1

#### Flag History

TYPE	TIME OF DAY
GREEN	11:13:48.705
FINISH	11:23:09.097

#### Flag Statistics

TYPE	COUNT	TOTAL LAPS	TOTAL TIME
Green	1	11	11:14.525
Red	0	0	0.000
Safety Car	0	0	0.000
FCY	0	0	0.000

# BMCRC - MRO Championships 2023 - Rnd 8 @ Brands Hatch Indy

## L&W Contractors BMCRC Rookie 600 & Rookie 1000

### RACE 4 - STATISTICS

CLASS : 1000

11 Starters

#### Fastest Lap History

NO	NAME	LAP TIME	TIME OF DAY	LAP	VEHICLE
100	Sam CRANSTONE	50.376	11:15:34.269	2	Bmw S1000RR
87	Karl THOMPSON	50.308	11:16:26.355	3	Yamaha R1
100	Sam CRANSTONE	50.127	11:17:14.981	4	Bmw S1000RR
87	Karl THOMPSON	49.543	11:23:09.106	11	Yamaha R1

#### Leader History

NO	NAME	FROM LAP	LAPS LED	DISTANCE	VEHICLE
100	Sam CRANSTONE	1	10	12.07 miles	Bmw S1000RR
87	Karl THOMPSON	11	1	1.20 miles	Yamaha R1

# BMCRC - MRO Championships 2023 - Rnd 8 @ Brands Hatch Indy

## L&W Contractors BMCRC Rookie 600 & Rookie 1000

### RACE 4 - STATISTICS

**CLASS : 600**

16 Starters

#### Fastest Lap History

NO	NAME	LAP TIME	TIME OF DAY	LAP	VEHICLE
24	Callum MANLEY	51.607	11:15:51.481	2	Honda CBR600 RR
28	Tom WALKER	51.519	11:15:51.706	2	Honda CBR600RR
24	Callum MANLEY	51.252	11:16:42.734	3	Honda CBR600 RR
24	Callum MANLEY	50.799	11:17:33.533	4	Honda CBR600 RR
24	Callum MANLEY	50.425	11:20:06.116	7	Honda CBR600 RR

#### Leader History

NO	NAME	FROM LAP	LAPS LED	DISTANCE	VEHICLE
24	Callum MANLEY	1	11	13.28 miles	Honda CBR600 RR

# BMCRC - MRO Championships 2023 - Rnd 8 @ Brands Hatch Indy

## L&W Contractors BMCRC Rookie 600 & Rookie 1000

### RACE 15 - GRID (11 Laps)



CONTRACTORS LTD

ROW 12	36	413 Paul CONSTANTINE	35	911 Tom BRASTOCK	34	395 William NICHOLLS	1:00.284
ROW 11		55.910	33	916 Adam FREWIN	32	52 Spencer CARRINGTON	54.367
ROW 10		53.936	30	75 Alex TUFNALL	29	90 Tom ELLIOTT	53.177
ROW 9		52.943	27	4 Kallum BEDWELL	26	825 Cody OWENS	52.033
ROW 8		52.016	24	643 Harry HARRIS	23	115 Brian MAHER	51.587
ROW 7		51.426	21	65 Frank MONTINI	20	28 Tom WALKER	50.425
ROW 6	18		17		16		
ROW 5			15		14		
ROW 4			12	149 David WILKINS	11	101 David HINCH	53.468
ROW 3		52.998	9	125 Matthew CHAM	8	23 Jason PAES	52.572
ROW 2		52.358	6	191 Maurice DAVEY	5	37 Adam DAVEY	50.655
ROW 1		50.548	3	81 Dan HARTLE	2	100 Sam CRANSTONE	49.543
					1	87 Karl THOMPSON	<b>Pole</b>

Brands Hatch Indy: 1.2079 miles

These results are provisional until the conclusion of any judicial and technical matters.

Clerk Of Course :	Stewards :	Timekeeper : <i>Craig Smith</i>
-------------------	------------	------------------------------------

Results can be found at [www.tsl-timing.com](http://www.tsl-timing.com)

Printed - 11:31 Sunday, 01 October 2023





# BMCRC - MRO Championships 2023 - Rnd 8 @ Brands Hatch Indy

## L&W Contractors BMCRC Rookie 600 & Rookie 1000

### RACE 15 - CLASSIFICATION



CONTRACTORS LTD

POS	NO	CL	PIC NAME	ENTRY	LAPS	TIME	GAP	DIFF	MPH	BEST	ON
1	87	1000	1 Karl THOMPSON	Yamaha R1 - #Teamrace	5	4:15.834			84.98	50.131	2
2	123	1000	2 James VINCER	Kawasaki ZX 10 - A W RACING LTD	5	4:21.550	5.716	5.716	83.13	51.181	5
3	37	1000	3 Adam DAVEY	BMW S1000RR - Cayman convertible roof repairs	5	4:21.946	6.112	0.396	83.00	51.171	4
4	100	1000	4 Sam CRANSTONE	Bmw S1000RR - Fortis racing	5	4:22.229	6.395	0.283	82.91	50.699	3
5	81	1000	5 Dan HARTLE	Yamaha R1 2CR - #Teamrace	5	4:27.464	11.630	5.235	81.29	52.073	3
6	23	1000	6 Jason PAES	Aprilia RSV4 - J&R Electrical Ltd	5	4:29.751	13.917	2.287	80.60	52.552	4
7	191	1000	7 Maurice DAVEY	Suzuki GSXR 1000 - M D racing	5	4:30.352	14.518	0.601	80.42	52.298	3
8	125	1000	8 Matthew CHAM	Kawasaki ZX10 -	5	4:34.801	18.967	4.449	79.12	53.124	2
9	24	600	1 Callum MANLEY	Honda CBR600 RR - Bec's Sweets	5	4:38.227	22.393	3.426	78.14	50.780	5
10	28	600	2 Tom WALKER	Honda CBR600RR - TRW Racing	5	4:38.495	22.661	0.268	78.07	50.554	5
11	65	600	3 Frank MONTINI	Triumph DAYTONA 675R - Sara Johnson	5	4:39.613	23.779	1.118	77.76	50.906	5
12	40	600	4 James LORD	Triumph DAYTONA 675R -	5	4:43.122	27.288	3.509	76.79	51.771	2
13	115	600	5 Brian MAHER	Yamaha R6 -	5	4:45.694	29.860	2.572	76.10	52.081	4
14	124	600	6 Mark STRUTT	Yamaha R6 - MPS Developments LTD	5	4:45.762	29.928	0.068	76.08	51.892	4
15	825	600	7 Cody OWENS	Suzuki GSXR 600 - Crippling debt	5	4:49.577	33.743	3.815	75.08	52.964	3
16	643	600	8 Harry HARRIS	Yamaha R6 - Bespoke bathing	5	4:49.788	33.954	0.211	75.03	53.152	3
17	122	600	9 James EGGINTON	Kawasaki ZX6R - Advance Computer Services - ww	5	5:01.865	46.031	12.077	72.02	55.040	4
18	90	600	10 Tom ELLIOTT	Yamaha R6 - A. Harland Race Services	5	5:01.911	46.077	0.046	72.01	54.949	4
19	75	600	11 Alex TUFNALL	Kawasaki 636 -	5	5:03.783	47.949	1.872	71.57	55.396	2
20	52	600	12 Spencer CARRINGTON	Yamaha R6 - seton tuning	5	5:06.051	50.217	2.268	71.04	55.418	3
21	916	600	13 Adam FREWIN	Yamaha R6 - Mundo Street food Ibiza	5	5:09.773	53.939	3.722	70.19	56.106	2
22	4	600	14 Kallum BEDWELL	Yamaha R6 - CTHL-Connected to homes ltd	4	4:15.782	1 Lap	1 Lap	68.00	57.783	4
23	395	600	15 William NICHOLLS	Yamaha R6 - Will Nicholls Farriery	4	4:30.863	1 Lap	15.081	64.21	1:00.856	4

NOT CLASSIFIED

DNF	61	600	Jason GAMBLE	Kawasaki ZX6R - #TeamRace	0						
-----	----	-----	--------------	---------------------------	---	--	--	--	--	--	--

FASTEST LAP

87	1000	Karl THOMPSON	Yamaha R1 - #Teamrace	2	50.131	86.74 mph	139.60 kph
28	600	Tom WALKER	Honda CBR600RR - TRW Racing	5	50.554	86.01 mph	138.43 kph

Class 1000 - 92.5% of Race Speed = 78.60 mph

Class 600 - 92.5% of Race Speed = 72.27 mph

Weather / Track : Bright / Dry

These results are provisional until the conclusion of any judicial and technical matters.

Race Distance: 5 Laps / 6.03 miles

Brands Hatch Indy: 1.2079 miles

Date: 01/10/2023 Start: 15:18 Finish: 15:23

Clerk Of Course :

Stewards :

Timekeeper :

*Craig Smith*

Results can be found at [www.tsl-timing.com](http://www.tsl-timing.com)

Printed - 15:25 Sunday, 01 October 2023



# BMCRC - MRO Championships 2023 - Rnd 8 @ Brands Hatch Indy

## L&W Contractors BMCRC Rookie 600 & Rookie 1000

### RACE 15 - LAP CHART

#### LAP 1 @ 15:19:39.919

NO	BEHIND	LAP TIME
87		54.746
100	1.135	55.881
123	1.364	56.110
37	1.949	56.695
23	3.233	57.979
81	3.332	58.078
191	4.529	59.275
125	5.249	59.995
24	19.072	1:13.818
28	19.509	1:14.255
40	19.749	1:14.495
65	19.867	1:14.613
115	20.842	1:15.588
643	21.416	1:16.162
124	21.586	1:16.332
825	21.970	1:16.716
122	25.979	1:20.725
90	26.374	1:21.120
4	26.531	1:21.277
75	26.585	1:21.331
916	26.819	1:21.565
52	26.982	1:21.728
395	31.966	1:26.712

#### LAP 2 @ 15:20:30.050

NO	BEHIND	LAP TIME
87		50.131
100	1.764	50.760
123	2.516	51.283
37	3.443	51.625
81	5.312	52.111
23	6.271	53.169
191	7.061	52.663
125	8.242	53.124
24	20.632	51.691
28	20.828	51.450
65	21.184	51.448
40	21.389	51.771
115	23.779	53.068
124	24.540	53.085
643	25.013	53.728
825	25.789	53.950
122	31.105	55.257
90	31.205	54.962
75	31.850	55.396
916	32.794	56.106
52	34.138	57.287
4	34.949	58.549
395	43.464	1:01.629

#### LAP 3 @ 15:21:20.259

NO	BEHIND	LAP TIME
87		50.209
100	2.254	50.699
123	3.783	51.476
37	4.413	51.179
81	7.176	52.073
23	8.760	52.698
191	9.150	52.298
125	11.282	53.249
24	21.444	51.021
28	21.816	51.197

65	22.258	51.283
40	23.412	52.232
115	25.972	52.402
124	26.400	52.069
643	27.956	53.152
825	28.544	52.964
122	36.543	55.647
90	36.738	55.742
75	37.402	55.761
916	39.200	56.615
52	39.347	55.418
4	42.913	58.173

#### LAP 4 @ 15:22:10.616

NO	BEHIND	LAP TIME
87		50.357
395	1 Lap	1:01.666
123	4.926	51.500
37	5.227	51.171
100	5.650	53.753
81	9.192	52.373
23	10.955	52.552
191	11.566	52.773
125	15.083	54.158
24	22.004	50.917
28	22.498	51.039
65	23.264	51.363
40	25.304	52.249
115	27.696	52.081
124	27.935	51.892
643	30.775	53.176
825	31.161	52.974
122	41.226	55.040
90	41.330	54.949
75	42.688	55.643
52	44.459	55.469
916	45.782	56.939
4	50.339	57.783

#### LAP 5 @ 15:23:01.007

NO	BEHIND	LAP TIME
87		50.391
123	5.716	51.181
37	6.112	51.276
100	6.395	51.136
81	11.630	52.829
23	13.917	53.353
191	14.518	53.343
395	1 Lap	1:00.856
125	18.967	54.275
24	22.393	50.780
28	22.661	50.554
65	23.779	50.906
40	27.288	52.375
115	29.860	52.555
124	29.928	52.384
825	33.743	52.973
643	33.954	53.570
122	46.031	55.196
90	46.077	55.138
75	47.949	55.652
52	50.217	56.149
916	53.939	58.548

# BMCRC - MRO Championships 2023 - Rnd 8 @ Brands Hatch Indy

## L&W Contractors BMCRC Rookie 600 & Rookie 1000

### RACE 15 - POSITION CHART

No	Name	Lap					
		Pos	1	2	3	4	5
87	THOMPSON	1	87	87	87	87	87
100	CRANSTONE	2	100	100	100	123	123
81	HARTLE	3	123	123	123	37	37
123	VINCER	4	37	37	37	100	100
37	DAVEY	5	23	81	81	81	81
191	DAVEY	6	81	23	23	23	23
23	PAES	7	191	191	191	191	191
125	CHAM	8	125	125	125	125	125
24	MANLEY	9	24	24	24	24	24
28	WALKER	10	28	28	28	28	28
65	MONTINI	11	40	65	65	65	65
124	STRUTT	12	65	40	40	40	40
115	MAHER	13	115	115	115	115	115
643	HARRIS	14	643	124	124	124	124
40	LORD	15	124	643	643	643	825
825	OWENS	16	825	825	825	825	643
4	BEDWELL	17	122	122	122	122	122
61	GAMBLE	18	90	90	90	90	90
90	ELLIOTT	19	4	75	75	75	75
75	TUFNALL	20	75	916	916	52	52
122	EGGINTON	21	916	52	52	916	916
52	CARRINGTON	22	52	4	4	4	
916	FREWIN	23	395	395	395	395	
395	NICHOLLS	24					

# BMCRC - MRO Championships 2023 - Rnd 8 @ Brands Hatch Indy

## L&W Contractors BMCRC Rookie 600 & Rookie 1000

### RACE 15 - SECTOR ANALYSIS



SECTOR 1 = FL to I1, SECTOR 2 = I1 to FL, DIFF = Difference To Personal Best Lap, P = Crossed Finish Line in Pit Lane, D = Time Disallowed

P1		87	1000	Karl THOMPSON	Yamaha R1 - #Teamrace						
IDEAL LAP TIME :		50.088		BEST LAP TIME :		50.131		DIFFERENCE :		0.043	
LAP	SECTOR 1	SECTOR 2		LAP TIME	MPH	DIFF	TIME OF DAY				
1 -		20.196		54.746	79.43	4.615	15:19:39.919				
2 -	30.227	<b>19.904</b>		<b>50.131 (1)</b>	<b>86.74</b>		<b>15:20:30.050</b>				
3 -	30.275	19.934		50.209 (2)	86.61	0.078	15:21:20.259				
4 -	<b>30.184</b>	20.173		50.357 (3)	86.35	0.226	15:22:10.616				
5 -	30.389	20.002		50.391	86.29	0.260	15:23:01.007				

P2		123	1000	James VINCER	Kawasaki ZX 10 - A W RACING LTD						
IDEAL LAP TIME :		51.039		BEST LAP TIME :		51.181		DIFFERENCE :		0.142	
LAP	SECTOR 1	SECTOR 2		LAP TIME	MPH	DIFF	TIME OF DAY				
1 -		20.515		56.110	77.50	4.929	15:19:41.283				
2 -	30.676	20.607		51.283 (2)	84.79	0.102	15:20:32.566				
3 -	<b>30.639</b>	20.837		51.476 (3)	84.47	0.295	15:21:24.042				
4 -	30.948	20.552		51.500	84.43	0.319	15:22:15.542				
5 -	30.781	<b>20.400</b>		<b>51.181 (1)</b>	<b>84.96</b>		<b>15:23:06.723</b>				

P3		37	1000	Adam DAVEY	BMW S1000RR - Cayman convertible roof repairs						
IDEAL LAP TIME :		51.097		BEST LAP TIME :		51.171		DIFFERENCE :		0.074	
LAP	SECTOR 1	SECTOR 2		LAP TIME	MPH	DIFF	TIME OF DAY				
1 -		20.661		56.695	76.70	5.524	15:19:41.868				
2 -	31.007	20.618		51.625	84.23	0.454	15:20:33.493				
3 -	<b>30.768</b>	20.411		51.179 (2)	84.96	0.008	15:21:24.672				
4 -	30.842	<b>20.329</b>		<b>51.171 (1)</b>	<b>84.98</b>		<b>15:22:15.843</b>				
5 -	30.927	20.349		51.276 (3)	84.80	0.105	15:23:07.119				

P4		100	1000	Sam CRANSTONE	Bmw S1000RR - Fortis racing						
IDEAL LAP TIME :		50.589		BEST LAP TIME :		50.699		DIFFERENCE :		0.110	
LAP	SECTOR 1	SECTOR 2		LAP TIME	MPH	DIFF	TIME OF DAY				
1 -		20.524		55.881	77.81	5.182	15:19:41.054				
2 -	30.553	20.207		50.760 (2)	85.66	0.061	15:20:31.814				
3 -	<b>30.471</b>	20.228		<b>50.699 (1)</b>	<b>85.77</b>		<b>15:21:22.513</b>				
4 -	33.635	<b>20.118</b>		53.753	80.89	3.054	15:22:16.266				
5 -	30.778	20.358		51.136 (3)	85.03	0.437	15:23:07.402				

P5		81	1000	Dan HARTLE	Yamaha R1 2CR - #Teamrace						
IDEAL LAP TIME :		51.913		BEST LAP TIME :		52.073		DIFFERENCE :		0.160	
LAP	SECTOR 1	SECTOR 2		LAP TIME	MPH	DIFF	TIME OF DAY				
1 -		20.762		58.078	74.87	6.005	15:19:43.251				
2 -	31.633	<b>20.478</b>		52.111 (2)	83.44	0.038	15:20:35.362				
3 -	<b>31.435</b>	20.638		<b>52.073 (1)</b>	<b>83.50</b>		<b>15:21:27.435</b>				
4 -	31.708	20.665		52.373 (3)	83.03	0.300	15:22:19.808				
5 -	32.026	20.803		52.829	82.31	0.756	15:23:12.637				

P6		23	1000	Jason PAES	Aprilia RSV4 - J&R Electrical Ltd						
IDEAL LAP TIME :		52.552		BEST LAP TIME :		52.552		DIFFERENCE :		0.000	
LAP	SECTOR 1	SECTOR 2		LAP TIME	MPH	DIFF	TIME OF DAY				
1 -		21.036		57.979	75.00	5.427	15:19:43.152				
2 -	32.253	20.916		53.169 (3)	81.78	0.617	15:20:36.321				
3 -	31.728	20.970		52.698 (2)	82.51	0.146	15:21:29.019				
4 -	<b>31.650</b>	<b>20.902</b>		<b>52.552 (1)</b>	<b>82.74</b>		<b>15:22:21.571</b>				
5 -	31.824	21.529		53.353	81.50	0.801	15:23:14.924				

# BMCRC - MRO Championships 2023 - Rnd 8 @ Brands Hatch Indy

## L&W Contractors BMCRC Rookie 600 & Rookie 1000

### RACE 15 - SECTOR ANALYSIS



SECTOR 1 = FL to I1, SECTOR 2 = I1 to FL, DIFF = Difference To Personal Best Lap, P = Crossed Finish Line in Pit Lane, D = Time Disallowed

P7		191 1000		Maurice DAVEY		Suzuki GSXR 1000 - M D racing	
IDEAL LAP TIME : 52.298		BEST LAP TIME : 52.298		DIFFERENCE : 0.000			
LAP	SECTOR 1	SECTOR 2	LAP TIME	MPH	DIFF	TIME OF DAY	
1 -		21.135	59.275	73.36	6.977	15:19:44.448	
2 -	32.122	20.541	52.663 (2)	82.57	0.365	15:20:37.111	
3 -	<b>31.820</b>	<b>20.478</b>	<b>52.298 (1)</b>	<b>83.15</b>		<b>15:21:29.409</b>	
4 -	32.035	20.738	52.773 (3)	82.40	0.475	15:22:22.182	
5 -	32.031	21.312	53.343	81.52	1.045	15:23:15.525	

P8		125 1000		Matthew CHAM		Kawasaki ZX10 -	
IDEAL LAP TIME : 52.831		BEST LAP TIME : 53.124		DIFFERENCE : 0.293			
LAP	SECTOR 1	SECTOR 2	LAP TIME	MPH	DIFF	TIME OF DAY	
1 -		21.550	59.995	72.48	6.871	15:19:45.168	
2 -	32.261	<b>20.863</b>	<b>53.124 (1)</b>	<b>81.85</b>		<b>15:20:38.292</b>	
3 -	<b>31.968</b>	21.281	53.249 (2)	81.66	0.125	15:21:31.541	
4 -	32.715	21.443	54.158 (3)	80.29	1.034	15:22:25.699	
5 -	32.554	21.721	54.275	80.12	1.151	15:23:19.974	

P9		24 600		Callum MANLEY		Honda CBR600 RR - Bec's Sweets	
IDEAL LAP TIME : 50.727		BEST LAP TIME : 50.780		DIFFERENCE : 0.053			
LAP	SECTOR 1	SECTOR 2	LAP TIME	MPH	DIFF	TIME OF DAY	
1 -		20.771	1:13.818	58.90	23.038	15:19:58.991	
2 -	31.055	20.636	51.691	84.12	0.911	15:20:50.682	
3 -	30.551	20.470	51.021 (3)	85.23	0.241	15:21:41.703	
4 -	30.525	<b>20.392</b>	50.917 (2)	85.40	0.137	15:22:32.620	
5 -	<b>30.335</b>	20.445	<b>50.780 (1)</b>	<b>85.63</b>		<b>15:23:23.400</b>	

P10		28 600		Tom WALKER		Honda CBR600RR - TRW Racing	
IDEAL LAP TIME : 50.554		BEST LAP TIME : 50.554		DIFFERENCE : 0.000			
LAP	SECTOR 1	SECTOR 2	LAP TIME	MPH	DIFF	TIME OF DAY	
1 -		20.771	1:14.255	58.56	23.701	15:19:59.428	
2 -	31.021	20.429	51.450	84.52	0.896	15:20:50.878	
3 -	30.858	20.339	51.197 (3)	84.93	0.643	15:21:42.075	
4 -	30.760	20.279	51.039 (2)	85.20	0.485	15:22:33.114	
5 -	<b>30.458</b>	<b>20.096</b>	<b>50.554 (1)</b>	<b>86.01</b>		<b>15:23:23.668</b>	

P11		65 600		Frank MONTINI		Triumph DAYTONA 675R - Sara Johnson	
IDEAL LAP TIME : 50.805		BEST LAP TIME : 50.906		DIFFERENCE : 0.101			
LAP	SECTOR 1	SECTOR 2	LAP TIME	MPH	DIFF	TIME OF DAY	
1 -		20.832	1:14.613	58.28	23.707	15:19:59.786	
2 -	30.890	20.558	51.448	84.52	0.542	15:20:51.234	
3 -	31.092	<b>20.191</b>	51.283 (2)	84.79	0.377	15:21:42.517	
4 -	30.966	20.397	51.363 (3)	84.66	0.457	15:22:33.880	
5 -	<b>30.614</b>	20.292	<b>50.906 (1)</b>	<b>85.42</b>		<b>15:23:24.786</b>	

P12		40 600		James LORD		Triumph DAYTONA 675R -	
IDEAL LAP TIME : 51.771		BEST LAP TIME : 51.771		DIFFERENCE : 0.000			
LAP	SECTOR 1	SECTOR 2	LAP TIME	MPH	DIFF	TIME OF DAY	
1 -		20.837	1:14.495	58.37	22.724	15:19:59.668	
2 -	<b>31.371</b>	<b>20.400</b>	<b>51.771 (1)</b>	<b>83.99</b>		<b>15:20:51.439</b>	
3 -	31.621	20.611	52.232 (2)	83.25	0.461	15:21:43.671	
4 -	31.697	20.552	52.249 (3)	83.22	0.478	15:22:35.920	
5 -	31.796	20.579	52.375	83.02	0.604	15:23:28.295	

# BMCRC - MRO Championships 2023 - Rnd 8 @ Brands Hatch Indy

## L&W Contractors BMCRC Rookie 600 & Rookie 1000

### RACE 15 - SECTOR ANALYSIS



SECTOR 1 = FL to I1, SECTOR 2 = I1 to FL, DIFF = Difference To Personal Best Lap, P = Crossed Finish Line in Pit Lane, D = Time Disallowed

P13 115 600		Brian MAHER		Yamaha R6 -		
IDEAL LAP TIME : 52.081		BEST LAP TIME : 52.081		DIFFERENCE : 0.000		
LAP	SECTOR 1	SECTOR 2	LAP TIME	MPH	DIFF	TIME OF DAY
1 -		21.149	1:15.588	57.53	23.507	15:20:00.761
2 -	32.242	20.826	53.068	81.94	0.987	15:20:53.829
3 -	31.728	20.674	52.402 (2)	82.98	0.321	15:21:46.231
4 -	<b>31.506</b>	<b>20.575</b>	<b>52.081 (1)</b>	<b>83.49</b>		<b>15:22:38.312</b>
5 -	31.804	20.751	52.555 (3)	82.74	0.474	15:23:30.867

P14 124 600		Mark STRUTT		Yamaha R6 - MPS Developments LTD		
IDEAL LAP TIME : 51.892		BEST LAP TIME : 51.892		DIFFERENCE : 0.000		
LAP	SECTOR 1	SECTOR 2	LAP TIME	MPH	DIFF	TIME OF DAY
1 -		21.454	1:16.332	56.96	24.440	15:20:01.505
2 -	32.243	20.842	53.085	81.91	1.193	15:20:54.590
3 -	31.436	20.633	52.069 (2)	83.51	0.177	15:21:46.659
4 -	<b>31.352</b>	<b>20.540</b>	<b>51.892 (1)</b>	<b>83.80</b>		<b>15:22:38.551</b>
5 -	31.826	20.558	52.384 (3)	83.01	0.492	15:23:30.935

P15 825 600		Cody OWENS		Suzuki GSXR 600 - Crippling debt		
IDEAL LAP TIME : 52.952		BEST LAP TIME : 52.964		DIFFERENCE : 0.012		
LAP	SECTOR 1	SECTOR 2	LAP TIME	MPH	DIFF	TIME OF DAY
1 -		21.467	1:16.716	56.68	23.752	15:20:01.889
2 -	32.621	21.329	53.950	80.60	0.986	15:20:55.839
3 -	32.007	<b>20.957</b>	<b>52.964 (1)</b>	<b>82.10</b>		<b>15:21:48.803</b>
4 -	32.011	20.963	52.974 (3)	82.08	0.010	15:22:41.777
5 -	<b>31.995</b>	20.978	52.973 (2)	82.09	0.009	15:23:34.750

P16 643 600		Harry HARRIS		Yamaha R6 - Bespoke bathing		
IDEAL LAP TIME : 53.003		BEST LAP TIME : 53.152		DIFFERENCE : 0.149		
LAP	SECTOR 1	SECTOR 2	LAP TIME	MPH	DIFF	TIME OF DAY
1 -		21.298	1:16.162	57.09	23.010	15:20:01.335
2 -	32.424	21.304	53.728	80.93	0.576	15:20:55.063
3 -	32.238	<b>20.914</b>	<b>53.152 (1)</b>	<b>81.81</b>		<b>15:21:48.215</b>
4 -	<b>32.089</b>	21.087	53.176 (2)	81.77	0.024	15:22:41.391
5 -	32.399	21.171	53.570 (3)	81.17	0.418	15:23:34.961

P17 122 600		James EGGINTON		Kawasaki ZX6R - Advance Computer Services - www.ACS.co.uk		
IDEAL LAP TIME : 54.831		BEST LAP TIME : 55.040		DIFFERENCE : 0.209		
LAP	SECTOR 1	SECTOR 2	LAP TIME	MPH	DIFF	TIME OF DAY
1 -		22.715	1:20.725	53.86	25.685	15:20:05.898
2 -	33.160	22.097	55.257 (3)	78.69	0.217	15:21:01.155
3 -	33.683	21.964	55.647	78.14	0.607	15:21:56.802
4 -	<b>33.038</b>	22.002	<b>55.040 (1)</b>	<b>79.00</b>		<b>15:22:51.842</b>
5 -	33.403	<b>21.793</b>	55.196 (2)	78.78	0.156	15:23:47.038

P18 90 600		Tom ELLIOTT		Yamaha R6 - A. Harland Race Services		
IDEAL LAP TIME : 54.523		BEST LAP TIME : 54.949		DIFFERENCE : 0.426		
LAP	SECTOR 1	SECTOR 2	LAP TIME	MPH	DIFF	TIME OF DAY
1 -		23.349	1:21.120	53.60	26.171	15:20:06.293
2 -	<b>33.044</b>	21.918	54.962 (2)	79.12	0.013	15:21:01.255
3 -	33.781	21.961	55.742	78.01	0.793	15:21:56.997
4 -	33.399	21.550	<b>54.949 (1)</b>	<b>79.13</b>		<b>15:22:51.946</b>
5 -	33.659	<b>21.479</b>	55.138 (3)	78.86	0.189	15:23:47.084

# BMCRC - MRO Championships 2023 - Rnd 8 @ Brands Hatch Indy

## L&W Contractors BMCRC Rookie 600 & Rookie 1000

### RACE 15 - SECTOR ANALYSIS



SECTOR 1 = FL to I1, SECTOR 2 = I1 to FL, DIFF = Difference To Personal Best Lap, P = Crossed Finish Line in Pit Lane, D = Time Disallowed

P19 75 600 Alex TUFNALL		Kawasaki 636 -				
IDEAL LAP TIME : 55.275		BEST LAP TIME : 55.396				
		DIFFERENCE : 0.121				
LAP	SECTOR 1	SECTOR 2	LAP TIME	MPH	DIFF	TIME OF DAY
1 -		23.848	1:21.331	53.46	25.935	15:20:06.504
2 -	<b>33.267</b>	22.129	<b>55.396 (1)</b>	<b>78.50</b>		<b>15:21:01.900</b>
3 -	33.753	<b>22.008</b>	55.761	77.98	0.365	15:21:57.661
4 -	33.631	22.012	55.643 (2)	78.15	0.247	15:22:53.304
5 -	33.557	22.095	55.652 (3)	78.13	0.256	15:23:48.956

P20 52 600 Spencer CARRINGTON		Yamaha R6 - seton tuning				
IDEAL LAP TIME : 55.268		BEST LAP TIME : 55.418				
		DIFFERENCE : 0.150				
LAP	SECTOR 1	SECTOR 2	LAP TIME	MPH	DIFF	TIME OF DAY
1 -		22.830	1:21.728	53.20	26.310	15:20:06.901
2 -	34.903	22.384	57.287	75.90	1.869	15:21:04.188
3 -	33.418	<b>22.000</b>	<b>55.418 (1)</b>	<b>78.46</b>		<b>15:21:59.606</b>
4 -	<b>33.268</b>	22.201	55.469 (2)	78.39	0.051	15:22:55.075
5 -	33.780	22.369	56.149 (3)	77.44	0.731	15:23:51.224

P21 916 600 Adam FREWIN		Yamaha R6 - Mundo Street food Ibiza				
IDEAL LAP TIME : 56.106		BEST LAP TIME : 56.106				
		DIFFERENCE : 0.000				
LAP	SECTOR 1	SECTOR 2	LAP TIME	MPH	DIFF	TIME OF DAY
1 -		23.151	1:21.565	53.31	25.459	15:20:06.738
2 -	<b>33.983</b>	<b>22.123</b>	<b>56.106 (1)</b>	<b>77.50</b>		<b>15:21:02.844</b>
3 -	34.141	22.474	56.615 (2)	76.81	0.509	15:21:59.459
4 -	34.248	22.691	56.939 (3)	76.37	0.833	15:22:56.398
5 -	35.246	23.302	58.548	74.27	2.442	15:23:54.946

P22 4 600 Kallum BEDWELL		Yamaha R6 - CTHL-Connected to homes ltd				
IDEAL LAP TIME : 57.783		BEST LAP TIME : 57.783				
		DIFFERENCE : 0.000				
LAP	SECTOR 1	SECTOR 2	LAP TIME	MPH	DIFF	TIME OF DAY
1 -		23.956	1:21.277	53.50	23.494	15:20:06.450
2 -	35.126	23.423	58.549 (3)	74.27	0.766	15:21:04.999
3 -	34.727	23.446	58.173 (2)	74.75	0.390	15:22:03.172
4 -	<b>34.590</b>	<b>23.193</b>	<b>57.783 (1)</b>	<b>75.25</b>		<b>15:23:00.955</b>

P23 395 600 William NICHOLLS		Yamaha R6 - Will Nicholls Farriery				
IDEAL LAP TIME : 1:00.856		BEST LAP TIME : 1:00.856				
		DIFFERENCE : 0.000				
LAP	SECTOR 1	SECTOR 2	LAP TIME	MPH	DIFF	TIME OF DAY
1 -		24.684	1:26.712	50.14	25.856	15:20:11.885
2 -	37.567	24.062	1:01.629 (2)	70.56	0.773	15:21:13.514
3 -	37.177	24.489	1:01.666 (3)	70.51	0.810	15:22:15.180
4 -	<b>37.033</b>	<b>23.823</b>	<b>1:00.856 (1)</b>	<b>71.45</b>		<b>15:23:16.036</b>

# BMCRC - MRO Championships 2023 - Rnd 8 @ Brands Hatch Indy

## L&W Contractors BMCRC Rookie 600 & Rookie 1000

### RACE 15 - BEST SECTORS

SECTOR 1				SECTOR 2				IDEAL / BEST COMPARISON				
POS	NO	NAME	TIME	NO	NAME	TIME	POS	NO	NAME	IDEAL	BEST	DIFF
									<b>PERFECT LAP</b>	<b>50.088</b>		
1	87	THOMPSON	30.184	87	THOMPSON	19.904	1	87	THOMPSON	50.088	50.131	0.043
2	24	MANLEY	30.335	28	WALKER	20.096	2	28	WALKER	50.554	50.554	0.000
3	28	WALKER	30.458	100	CRANSTONE	20.118	3	100	CRANSTONE	50.589	50.699	0.110
4	100	CRANSTONE	30.471	65	MONTINI	20.191	4	24	MANLEY	50.727	50.780	0.053
5	65	MONTINI	30.614	37	DAVEY	20.329	5	65	MONTINI	50.805	50.906	0.101
6	123	VINCER	30.639	24	MANLEY	20.392	6	123	VINCER	51.039	51.181	0.142
7	37	DAVEY	30.768	123	VINCER	20.400	7	37	DAVEY	51.097	51.171	0.074
8	124	STRUTT	31.352	40	LORD	20.400	8	40	LORD	51.771	51.771	0.000
9	40	LORD	31.371	81	HARTLE	20.478	9	124	STRUTT	51.892	51.892	0.000
10	81	HARTLE	31.435	191	DAVEY	20.478	10	81	HARTLE	51.913	52.073	0.160
11	115	MAHER	31.506	124	STRUTT	20.540	11	115	MAHER	52.081	52.081	0.000
12	23	PAES	31.650	115	MAHER	20.575	12	191	DAVEY	52.298	52.298	0.000
13	191	DAVEY	31.820	125	CHAM	20.863	13	23	PAES	52.552	52.552	0.000
14	125	CHAM	31.968	23	PAES	20.902	14	125	CHAM	52.831	53.124	0.293
15	825	OWENS	31.995	643	HARRIS	20.914	15	825	OWENS	52.952	52.964	0.012
16	643	HARRIS	32.089	825	OWENS	20.957	16	643	HARRIS	53.003	53.152	0.149
17	122	EGGINTON	33.038	90	ELLIOTT	21.479	17	90	ELLIOTT	54.523	54.949	0.426
18	90	ELLIOTT	33.044	122	EGGINTON	21.793	18	122	EGGINTON	54.831	55.040	0.209
19	75	TUFNALL	33.267	52	CARRINGTON	22.000	19	52	CARRINGTON	55.268	55.418	0.150
20	52	CARRINGTON	33.268	75	TUFNALL	22.008	20	75	TUFNALL	55.275	55.396	0.121
21	916	FREWIN	33.983	916	FREWIN	22.123	21	916	FREWIN	56.106	56.106	0.000
22	4	BEDWELL	34.590	4	BEDWELL	23.193	22	4	BEDWELL	57.783	57.783	0.000
23	395	NICHOLLS	37.033	395	NICHOLLS	23.823	23	395	NICHOLLS	1:00.856	1:00.856	0.000
24												



# BMCRC - MRO Championships 2023 - Rnd 8 @ Brands Hatch Indy

## L&W Contractors BMCRC Rookie 600 & Rookie 1000

### RACE 15 - STATISTICS

**Competitors Started** 23  
**Planned Start** 2023-10-01 @ 15:01:00.000  
**Actual Start** 2023-10-01 @ 15:18:45.173  
**Finish Time** 2023-10-01 @ 15:23:00.954  
**Track Length** 1.2079mi.  
**Total Laps** 113  
**Total Distance Covered** 136.4978mi.

#### Session Fastest Lap History

NO	CL	NAME	LAP TIME	TIME OF DAY	LAP	VEHICLE
87	1000	Karl THOMPSON	50.131	15:20:30.058	2	Yamaha R1

#### Session Leader History

NO	CL	NAME	FROM LAP	LAPS LED	DISTANCE	VEHICLE
87	1000	Karl THOMPSON	1	5	6.03 miles	Yamaha R1

#### Flag History

TYPE	TIME OF DAY
GREEN	15:18:45.173
FINISH	15:23:00.954

#### Flag Statistics

TYPE	COUNT	TOTAL LAPS	TOTAL TIME
Green	1	5	5:43.078
Red	0	0	0.000
Safety Car	0	0	0.000
FCY	0	0	0.000

# BMCRC - MRO Championships 2023 - Rnd 8 @ Brands Hatch Indy

## L&W Contractors BMCRC Rookie 600 & Rookie 1000

### RACE 15 - STATISTICS

**CLASS : 1000**

8 Starters

#### Fastest Lap History

NO	NAME	LAP TIME	TIME OF DAY	LAP	VEHICLE
87	Karl THOMPSON	50.131	15:20:30.058	2	Yamaha R1

#### Leader History

NO	NAME	FROM LAP	LAPS LED	DISTANCE	VEHICLE
87	Karl THOMPSON	1	5	6.03 miles	Yamaha R1

# BMCRC - MRO Championships 2023 - Rnd 8 @ Brands Hatch Indy

## L&W Contractors BMCRC Rookie 600 & Rookie 1000

### RACE 15 - STATISTICS

**CLASS : 600**

15 Starters

#### Fastest Lap History

NO	NAME	LAP TIME	TIME OF DAY	LAP	VEHICLE
24	Callum MANLEY	51.691	15:20:50.686	2	Honda CBR600 RR
28	Tom WALKER	51.450	15:20:50.901	2	Honda CBR600RR
65	Frank MONTINI	51.448	15:20:51.242	2	Triumph DAYTONA 675R
24	Callum MANLEY	51.021	15:21:41.707	3	Honda CBR600 RR
24	Callum MANLEY	50.917	15:22:32.624	4	Honda CBR600 RR
24	Callum MANLEY	50.780	15:23:23.405	5	Honda CBR600 RR
28	Tom WALKER	50.554	15:23:23.692	5	Honda CBR600RR

#### Leader History

NO	NAME	FROM LAP	LAPS LED	DISTANCE	VEHICLE
24	Callum MANLEY	1	5	6.03 miles	Honda CBR600 RR



# BMCRC F1 & F2 SIDECARS



BMCRC-MRO Championships - Round 8  
Brands Hatch Indy  
30<sup>th</sup> September / 1<sup>st</sup> October 2023



Timing & Results Provided by Timing Solutions Ltd

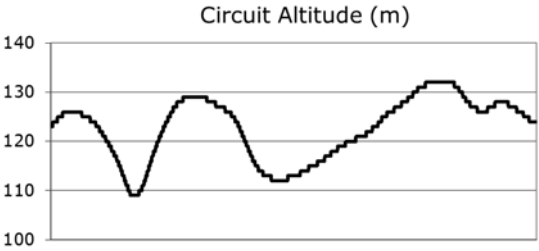
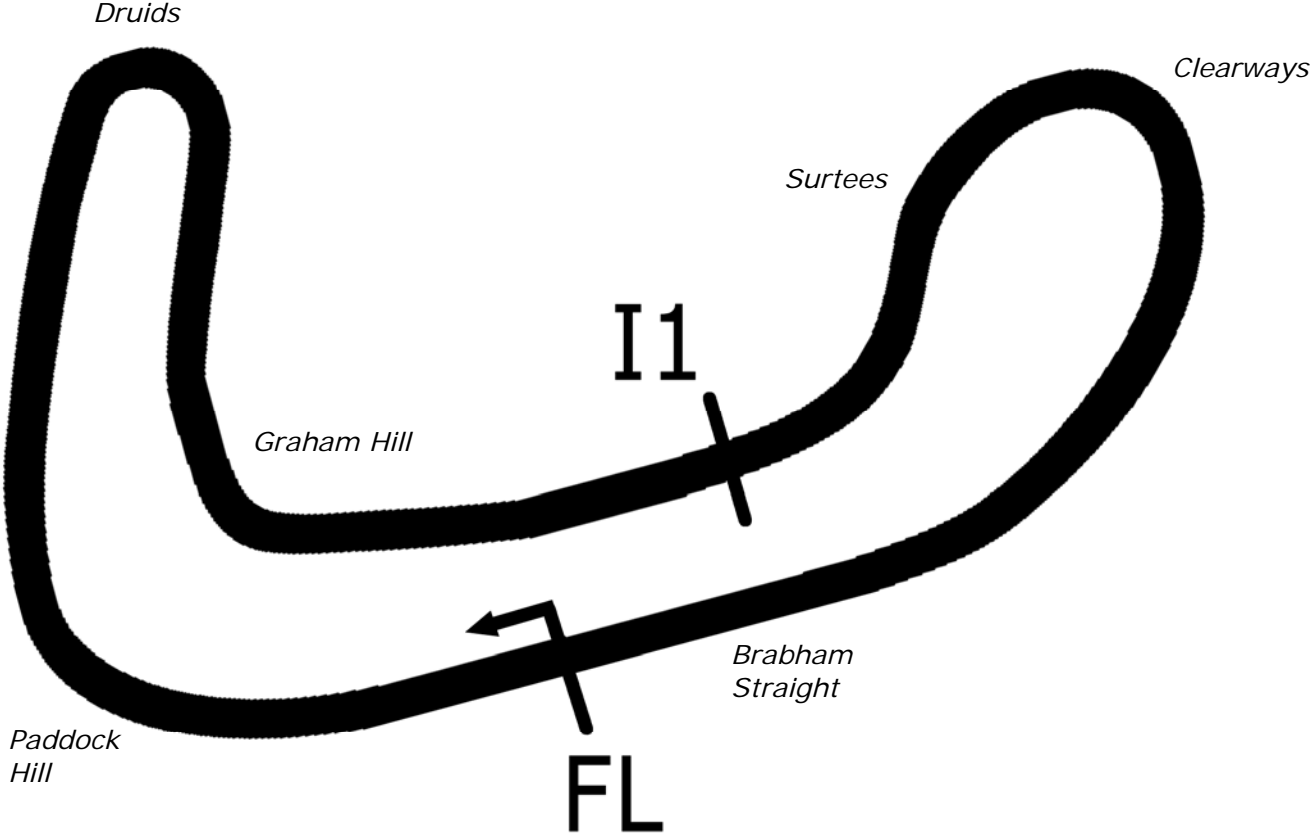
[www.tsl-timing.com](http://www.tsl-timing.com)

# Brands Hatch Indy



SPORTS TIMING

TIMING SOLUTIONS LTD



Length	1.2079 miles	1944.0 m	
FL		51.36032 N	0.26032 E
I1	1112m	51.35934 N	0.25955 E
Pit Entry	1669m	51.35911 N	0.25743 E
Pit Exit	26m after FL	51.36027 N	0.26078 E
Pit Entry–Pit Exit 277m, 16.6s @60kph, 12.4s @80kph			

# BMCRC - MRO Championships 2023 - Rnd 8 @ Brands Hatch Indy

## BMCRC F1 & F2 Sidecars

### QUALIFYING - CLASSIFICATION



POS	NO	CL	PIC NAME	ENTRY	TIME	ON	LAPS	GAP	DIFF	MPH
1	91	F1	1 WILLIAMS / PITT	LCR Yamaha -	50.182	6	10			86.65
2	11	F1	2 GILBERT / HILDIGE	Ryde 1000 - West Ewell fencing	51.674	6	6	1.492	1.492	84.15
3	32	F1	3 GUY / PILMOOR BRADY	LCR Suzuki - YangjiMotorsport	51.742	10	11	1.560	0.068	84.04
4	27	F1	4 P. KIRBY / T. KIRBY	ARS YAMAHA R6 - KRT	51.911	13	14	1.729	0.169	83.77
5	100	F1	5 R. STEVENS / W. STEVENS	Ryde Yamaha R6 -	52.696	7	8	2.514	0.785	82.52
6	33	F2	1 S. HEGARTY / NEAVE	Baker HONDA - Sean Hegarty ltd	52.798	8	8	2.616	0.102	82.36
7	4	F1	6 PEACH / EDWARDS	LCR SIDECAR - Lifesafety Motorsport	52.929	11	11	2.747	0.131	82.15
8	25	F1	7 MACLAURIN / HOPE	Ars1 YAMAHA R6 - Amr	53.585	4	5	3.403	0.656	81.15
9	65	F1	8 FAIERS / PLUCKROSE	Dean Ryde YAMAHA R6 - AWracing ltd	53.870	9	9	3.688	0.285	80.72
10	62	F1	9 WRIGHT / BAILEY	RYDE Yamaha F998 - Stainless Steel Designs Ltd.	53.894	3	5	3.712	0.024	80.68
11	113	F2	2 HANDCOCK / BEVAN	Shelbourne F2 - r j contracting	54.847	12	12	4.665	0.953	79.28
12	13	F2	3 M. HEGARTY / CHILDS	Shelbourne HONDA - Mark Hegarty Surfacing	55.200	7	12	5.018	0.353	78.77
13	83	F2	4 BUCHANAN / EVANS	Lumley Kawasaki - Bull Inn Racing	55.245	6	6	5.063	0.045	78.71
14	38	F1	10 MOSS / PYMM	LCR R6 - LifeSafety Motorsport - CharlieMossRacing	55.595	3	7	5.413	0.350	78.21
15	10	F1	11 WEBB / HOPE	LCR SUZUKI - N W Services	56.166	4	6	5.984	0.571	77.42
16	17	F2	5 THOMAS / COLE	Ireson HONDA - Team Walters And Thomas Sidecar ra	56.841	5	11	6.659	0.675	76.50
17	1	F2	6 PEARSON / EASTELL	LCR SUZUKI 600 - CLEANKILL PEST CONTROL	57.594	4	5	7.412	0.753	75.50
18	67	F1	12 JEFFREY / FIELD	Windle F1 - MJP/wesso racing	58.828	7	9	8.646	1.234	73.92
19	90	F2	7 PHILLIPS / EDWARDS	MRE F2 - The Green Dragon - Brigstock	59.632	4	7	9.450	0.804	72.92
20	20	F2	8 DRISCOLL / CARPENTER	Wintec F2 -	1:09.209	3	4	19.027	9.577	62.83
21	167	F1	13 PETTMAN / MOSS	Baker YAMAHA - Wesso Racing	1:10.033	1	1	19.851	0.824	62.09

Weather / Track : Cloudy / Dry

These results are provisional until the conclusion of any judicial and technical matters.

Brands Hatch Indy: 1.2079 miles  
Date: 30/09/2023 Start: 11:28 Finish: 11:40

Clerk Of Course :

Stewards :

Timekeeper :

*Craig Smith*

Results can be found at [www.tsl-timing.com](http://www.tsl-timing.com)

Printed - 11:43 Saturday, 30 September 2023



# BMCRC - MRO Championships 2023 - Rnd 8 @ Brands Hatch Indy

## BMCRC F1 & F2 Sidecars

### QUALIFYING - SECTOR ANALYSIS



SECTOR 1 = FL to I1, SECTOR 2 = I1 to FL, DIFF = Difference To Personal Best Lap, P = Crossed Finish Line in Pit Lane, D = Time Disallowed

P1		91 F1		WILLIAMS / PITT		LCR Yamaha -	
IDEAL LAP TIME : 50.029		BEST LAP TIME : 50.182		DIFFERENCE : 0.153			
LAP	SECTOR 1	SECTOR 2	LAP TIME	MPH	DIFF	TIME OF DAY	
1 -	33.488	22.005	55.493	78.36	5.311	11:30:01.363	
2 -	30.841	20.810	51.651	84.19	1.469	11:30:53.014	
3 -	30.247	20.587	50.834 (3)	85.54	0.652	11:31:43.848	
4 -	<b>29.767</b>	21.440	51.207	84.92	1.025	11:32:35.055	
5 -	31.247	20.819	52.066	83.52	1.884	11:33:27.121	
6 -	29.920	<b>20.262</b>	<b>50.182 (1)</b>	<b>86.65</b>		<b>11:34:17.303</b>	
7 -	31.347	IN PIT	1:20.656 P	53.91	30.474	11:35:37.959	
8 -	OUTLAP	21.675	58.101	74.84	7.919	11:36:36.060	
9 -	30.468	21.391	51.859	83.85	1.677	11:37:27.919	
10 -	29.769	20.569	50.338 (2)	86.38	0.156	11:38:18.257	

P2		11 F1		GILBERT / HILDIGE		Ryde 1000 - West Ewell fencing	
IDEAL LAP TIME : 51.490		BEST LAP TIME : 51.674		DIFFERENCE : 0.184			
LAP	SECTOR 1	SECTOR 2	LAP TIME	MPH	DIFF	TIME OF DAY	
1 -	33.582	21.466	55.048	78.99	3.374	11:30:06.104	
2 -	31.226	20.894	52.120 (3)	83.43	0.446	11:30:58.224	
3 -	31.513	20.866	52.379	83.02	0.705	11:31:50.603	
4 -	31.162	20.930	52.092 (2)	83.47	0.418	11:32:42.695	
5 -	<b>30.859</b>	21.454	52.313	83.12	0.639	11:33:35.008	
6 -	31.043	<b>20.631</b>	<b>51.674 (1)</b>	<b>84.15</b>		<b>11:34:26.682</b>	

P3		32 F1		GUY / PILMOOR BRADY		LCR Suzuki - YangiMotorsport	
IDEAL LAP TIME : 51.617		BEST LAP TIME : 51.742		DIFFERENCE : 0.125			
LAP	SECTOR 1	SECTOR 2	LAP TIME	MPH	DIFF	TIME OF DAY	
1 -	35.054	23.817	58.871	73.86	7.129	11:30:19.542	
2 -	31.996	22.387	54.383	79.96	2.641	11:31:13.925	
3 -	31.116	21.031	52.147	83.39	0.405	11:32:06.072	
4 -	31.409	21.269	52.678	82.55	0.936	11:32:58.750	
5 -	31.261	20.970	52.231	83.25	0.489	11:33:50.981	
6 -	<b>30.773</b>	21.960	52.733	82.46	0.991	11:34:43.714	
7 -	31.096	21.341	52.437	82.93	0.695	11:35:36.151	
8 -	30.939	20.956	51.895 (3)	83.79	0.153	11:36:28.046	
9 -	31.028	20.911	51.939	83.72	0.197	11:37:19.985	
10 -	30.898	<b>20.844</b>	<b>51.742 (1)</b>	<b>84.04</b>		<b>11:38:11.727</b>	
11 -	30.943	20.917	51.860 (2)	83.85	0.118	11:39:03.587	

P4		27 F1		P. KIRBY / T. KIRBY		ARS YAMAHA R6 - KRT	
IDEAL LAP TIME : 51.817		BEST LAP TIME : 51.911		DIFFERENCE : 0.094			
LAP	SECTOR 1	SECTOR 2	LAP TIME	MPH	DIFF	TIME OF DAY	
1 -	34.166	21.598	55.764	77.98	3.853	11:29:55.783	
2 -	31.239	21.325	52.564	82.72	0.653	11:30:48.347	
3 -	31.476	21.545	53.021	82.01	1.110	11:31:41.368	
4 -	31.285	22.066	53.351	81.50	1.440	11:32:34.719	
5 -	31.417	21.076	52.493	82.84	0.582	11:33:27.212	
6 -	31.067	<b>20.928</b>	51.995 (2)	83.63	0.084	11:34:19.207	
7 -	32.582	21.305	53.887	80.69	1.976	11:35:13.094	
8 -	31.994	21.098	53.092	81.90	1.181	11:36:06.186	
9 -	31.325	21.967	53.292	81.59	1.381	11:36:59.478	
10 -	31.012	21.105	52.117 (3)	83.43	0.206	11:37:51.595	
11 -	30.998	21.163	52.161	83.36	0.250	11:38:43.756	
12 -	31.176	21.278	52.454	82.90	0.543	11:39:36.210	
13 -	<b>30.889</b>	21.022	<b>51.911 (1)</b>	<b>83.77</b>		<b>11:40:28.121</b>	
14 -	31.135	20.995	52.130	83.41	0.219	11:41:20.251	

# BMCRC - MRO Championships 2023 - Rnd 8 @ Brands Hatch Indy

## BMCRC F1 & F2 Sidecars

### QUALIFYING - SECTOR ANALYSIS



SECTOR 1 = FL to I1, SECTOR 2 = I1 to FL, DIFF = Difference To Personal Best Lap, P = Crossed Finish Line in Pit Lane, D = Time Disallowed

P5 100 F1		R. STEVENS / W. STEVENS		Ryde Yamaha R6 -		
IDEAL LAP TIME : 52.696		BEST LAP TIME : 52.696		DIFFERENCE : 0.000		
LAP	SECTOR 1	SECTOR 2	LAP TIME	MPH	DIFF	TIME OF DAY
1 -	35.757	23.081	58.838	73.90	6.142	11:30:18.248
2 -	33.099	22.465	55.564	78.26	2.868	11:31:13.812
3 -	32.639	22.155	54.794	79.36	2.098	11:32:08.606
4 -	32.151	22.068	54.219	80.20	1.523	11:33:02.825
5 -	32.691	21.528	54.219	80.20	1.523	11:33:57.044
6 -	32.399	21.442	53.841 (3)	80.76	1.145	11:34:50.885
7 -	<b>31.419</b>	<b>21.277</b>	<b>52.696 (1)</b>	<b>82.52</b>		<b>11:35:43.581</b>
8 -	31.508	21.446	52.954 (2)	82.12	0.258	11:36:36.535

P6 33 F2		S. HEGARTY / NEAVE		Baker HONDA - Sean Hegarty Ltd		
IDEAL LAP TIME : 52.704		BEST LAP TIME : 52.798		DIFFERENCE : 0.094		
LAP	SECTOR 1	SECTOR 2	LAP TIME	MPH	DIFF	TIME OF DAY
1 -	33.637	21.941	55.578	78.24	2.780	11:30:10.383
2 -	32.221	21.383	53.604	81.12	0.806	11:31:03.987
3 -	32.168	21.623	53.791	80.84	0.993	11:31:57.778
4 -	31.724	21.302	53.026 (3)	82.00	0.228	11:32:50.804
5 -	31.588	21.352	52.940 (2)	82.14	0.142	11:33:43.744
6 -	31.519	21.521	53.040	81.98	0.242	11:34:36.784
7 -	31.557	22.164	53.721	80.94	0.923	11:35:30.505
8 -	31.587	<b>21.211</b>	<b>52.798 (1)</b>	<b>82.36</b>		<b>11:36:23.303</b>

P7 4 F1		PEACH / EDWARDS		LCR SIDECAR - Lifesafety Motorsport		
IDEAL LAP TIME : 52.861		BEST LAP TIME : 52.929		DIFFERENCE : 0.068		
LAP	SECTOR 1	SECTOR 2	LAP TIME	MPH	DIFF	TIME OF DAY
1 -	34.519	23.140	57.659	75.41	4.730	11:30:15.064
2 -	32.632	21.607	54.239	80.17	1.310	11:31:09.303
3 -	31.840	21.759	53.599	81.13	0.670	11:32:02.902
4 -	32.907	21.699	54.606	79.63	1.677	11:32:57.508
5 -	32.312	21.472	53.784	80.85	0.855	11:33:51.292
6 -	<b>31.657</b>	21.739	53.396 (3)	81.44	0.467	11:34:44.688
7 -	31.739	21.242	52.981 (2)	82.07	0.052	11:35:37.669
8 -	33.831	22.014	55.845	77.86	2.916	11:36:33.514
9 -	32.252	IN PIT	1:16.849 P	56.58	23.920	11:37:50.363
10 -	OUTLAP	23.013	58.929	73.79	6.000	11:38:49.292
11 -	31.725	<b>21.204</b>	<b>52.929 (1)</b>	<b>82.15</b>		<b>11:39:42.221</b>

P8 25 F1		MACLAURIN / HOPE		Ars1 YAMAHA R6 - Amr		
IDEAL LAP TIME : 53.513		BEST LAP TIME : 53.585		DIFFERENCE : 0.072		
LAP	SECTOR 1	SECTOR 2	LAP TIME	MPH	DIFF	TIME OF DAY
1 -	37.417	23.204	1:00.621	71.73	7.036	11:30:31.810
2 -	32.507	<b>21.820</b>	54.327 (2)	80.04	0.742	11:31:26.137
3 -	32.393	21.991	54.384 (3)	79.96	0.799	11:32:20.521
4 -	<b>31.693</b>	21.892	<b>53.585 (1)</b>	<b>81.15</b>		<b>11:33:14.106</b>
5 -	32.905	23.511	56.416	77.08	2.831	11:34:10.522

P9 65 F1		FAIERS / PLUCKROSE		Dean Ryde YAMAHA R6 - AWracing ltd		
IDEAL LAP TIME : 53.660		BEST LAP TIME : 53.870		DIFFERENCE : 0.210		
LAP	SECTOR 1	SECTOR 2	LAP TIME	MPH	DIFF	TIME OF DAY
1 -	34.021	22.325	56.346	77.17	2.476	11:30:02.397
2 -	32.902	22.231	55.133	78.87	1.263	11:30:57.530
3 -	32.793	22.120	54.913	79.19	1.043	11:31:52.443
4 -	32.192	22.015	54.207	80.22	0.337	11:32:46.650
5 -	32.154	21.980	54.134 (3)	80.33	0.264	11:33:40.784
6 -	32.184	22.521	54.705	79.49	0.835	11:34:35.489
7 -	32.231	23.512	55.743	78.01	1.873	11:35:31.232
8 -	32.117	<b>21.811</b>	53.928 (2)	80.63	0.058	11:36:25.160
9 -	<b>31.849</b>	22.021	<b>53.870 (1)</b>	<b>80.72</b>		<b>11:37:19.030</b>



# BMCRC - MRO Championships 2023 - Rnd 8 @ Brands Hatch Indy

## BMCRC F1 & F2 Sidecars

### QUALIFYING - SECTOR ANALYSIS



SECTOR 1 = FL to I1, SECTOR 2 = I1 to FL, DIFF = Difference To Personal Best Lap, P = Crossed Finish Line in Pit Lane, D = Time Disallowed

P10 62 F1		WRIGHT / BAILEY		RYDE Yamaha F998 - Stainless Steel Designs Ltd.			
IDEAL LAP TIME : 53.746		BEST LAP TIME : 53.894		DIFFERENCE : 0.148			
LAP	SECTOR 1	SECTOR 2	LAP TIME	MPH	DIFF	TIME OF DAY	
1 -	34.769	22.321	57.090	76.17	3.196	11:30:09.984	
2 -	33.685	22.228	55.913	77.77	2.019	11:31:05.897	
3 -	<b>32.097</b>	21.797	<b>53.894 (1)</b>	<b>80.68</b>		<b>11:31:59.791</b>	
4 -	32.295	21.710	54.005 (3)	80.52	0.111	11:32:53.796	
5 -	32.298	<b>21.649</b>	53.947 (2)	80.60	0.053	11:33:47.743	

P11 113 F2		HANDCOCK / BEVAN		Shelbourne F2 - r j contracting			
IDEAL LAP TIME : 54.538		BEST LAP TIME : 54.847		DIFFERENCE : 0.309			
LAP	SECTOR 1	SECTOR 2	LAP TIME	MPH	DIFF	TIME OF DAY	
1 -	35.776	23.992	59.768	72.75	4.921	11:30:24.515	
2 -	33.567	22.715	56.282	77.26	1.435	11:31:20.797	
3 -	33.234	22.537	55.771	77.97	0.924	11:32:16.568	
4 -	32.664	22.685	55.349	78.56	0.502	11:33:11.917	
5 -	34.044	22.382	56.426	77.06	1.579	11:34:08.343	
6 -	32.779	22.450	55.229	78.73	0.382	11:35:03.572	
7 -	32.935	22.238	55.173	78.81	0.326	11:35:58.745	
8 -	32.827	<b>22.131</b>	54.958	79.12	0.111	11:36:53.703	
9 -	32.489	22.369	54.858 (2)	79.27	0.011	11:37:48.561	
10 -	32.591	22.285	54.876 (3)	79.24	0.029	11:38:43.437	
11 -	32.686	22.400	55.086	78.94	0.239	11:39:38.523	
12 -	<b>32.407</b>	22.440	<b>54.847 (1)</b>	<b>79.28</b>		<b>11:40:33.370</b>	

P12 13 F2		M. HEGARTY / CHILDS		Shelbourne HONDA - Mark Hegarty Surfacing			
IDEAL LAP TIME : 55.073		BEST LAP TIME : 55.200		DIFFERENCE : 0.127			
LAP	SECTOR 1	SECTOR 2	LAP TIME	MPH	DIFF	TIME OF DAY	
1 -	36.332	23.841	1:00.173	72.26	4.973	11:30:19.854	
2 -	33.909	22.879	56.788	76.57	1.588	11:31:16.642	
3 -	33.477	22.623	56.100	77.51	0.900	11:32:12.742	
4 -	33.821	23.279	57.100	76.15	1.900	11:33:09.842	
5 -	34.735	22.432	57.167	76.06	1.967	11:34:07.009	
6 -	33.672	22.375	56.047	77.58	0.847	11:35:03.056	
7 -	<b>32.852</b>	22.348	<b>55.200 (1)</b>	<b>78.77</b>		<b>11:35:58.256</b>	
8 -	33.841	22.498	56.339	77.18	1.139	11:36:54.595	
9 -	33.586	22.416	56.002	77.65	0.802	11:37:50.597	
10 -	33.223	22.674	55.897	77.79	0.697	11:38:46.494	
11 -	33.177	22.292	55.469 (3)	78.39	0.269	11:39:41.963	
12 -	33.168	<b>22.221</b>	55.389 (2)	78.51	0.189	11:40:37.352	

P13 83 F2		BUCHANAN / EVANS		Lumley Kawasaki - Bull Inn Racing			
IDEAL LAP TIME : 55.245		BEST LAP TIME : 55.245		DIFFERENCE : 0.000			
LAP	SECTOR 1	SECTOR 2	LAP TIME	MPH	DIFF	TIME OF DAY	
1 -	37.500	24.262	1:01.762	70.40	6.517	11:30:12.955	
2 -	33.782	22.697	56.479	76.99	1.234	11:31:09.434	
3 -	34.521	23.132	57.653	75.42	2.408	11:32:07.087	
4 -	33.154	22.485	55.639 (3)	78.15	0.394	11:33:02.726	
5 -	32.930	22.510	55.440 (2)	78.43	0.195	11:33:58.166	
6 -	<b>32.888</b>	<b>22.357</b>	<b>55.245 (1)</b>	<b>78.71</b>		<b>11:34:53.411</b>	

# BMCRC - MRO Championships 2023 - Rnd 8 @ Brands Hatch Indy

## BMCRC F1 & F2 Sidecars

### QUALIFYING - SECTOR ANALYSIS



SECTOR 1 = FL to I1, SECTOR 2 = I1 to FL, DIFF = Difference To Personal Best Lap, P = Crossed Finish Line in Pit Lane, D = Time Disallowed

P14 38 F1		MOSS / PYMM		LCR R6 - LifeSafety Motorsport - CharlieMossRacing			
IDEAL LAP TIME : 55.440		BEST LAP TIME : 55.595		DIFFERENCE : 0.155			
LAP	SECTOR 1	SECTOR 2	LAP TIME	MPH	DIFF	TIME OF DAY	
1 -	35.505	23.140	58.645	74.15	3.050	11:30:21.031	
2 -	34.462	23.074	57.536	75.58	1.941	11:31:18.567	
3 -	<b>33.024</b>	22.571	<b>55.595 (1)</b>	<b>78.21</b>		<b>11:32:14.162</b>	
4 -	33.245	23.034	56.279 (3)	77.26	0.684	11:33:10.441	
5 -	34.924	22.839	57.763	75.28	2.168	11:34:08.204	
6 -	33.604	22.847	56.451	77.03	0.856	11:35:04.655	
7 -	33.219	<b>22.416</b>	55.635 (2)	78.16	0.040	11:36:00.290	

P15 10 F1		WEBB / HOPE		LCR SUZUKI - N W Services			
IDEAL LAP TIME : 55.766		BEST LAP TIME : 56.166		DIFFERENCE : 0.400			
LAP	SECTOR 1	SECTOR 2	LAP TIME	MPH	DIFF	TIME OF DAY	
1 -	37.777	24.288	1:02.065	70.06	5.899	11:30:19.732	
2 -	35.439	23.082	58.521	74.30	2.355	11:31:18.253	
3 -	34.428	22.471	56.899 (3)	76.42	0.733	11:32:15.152	
4 -	<b>33.482</b>	22.684	<b>56.166 (1)</b>	<b>77.42</b>		<b>11:33:11.318</b>	
5 -	35.359	23.443	58.802	73.95	2.636	11:34:10.120	
6 -	34.183	<b>22.284</b>	56.467 (2)	77.01	0.301	11:35:06.587	

P16 17 F2		THOMAS / COLE		Ireson HONDA - Team Walters And Thomas Sidecar racing			
IDEAL LAP TIME : 56.692		BEST LAP TIME : 56.841		DIFFERENCE : 0.149			
LAP	SECTOR 1	SECTOR 2	LAP TIME	MPH	DIFF	TIME OF DAY	
1 -	36.420	23.465	59.885	72.61	3.044	11:30:09.291	
2 -	36.092	23.005	59.097	73.58	2.256	11:31:08.388	
3 -	34.974	22.823	57.797	75.23	0.956	11:32:06.185	
4 -	34.953	24.580	59.533	73.04	2.692	11:33:05.718	
5 -	<b>34.100</b>	22.741	<b>56.841 (1)</b>	<b>76.50</b>		<b>11:34:02.559</b>	
6 -	34.837	23.177	58.014	74.95	1.173	11:35:00.573	
7 -	34.593	22.721	57.314 (3)	75.87	0.473	11:35:57.887	
8 -	34.229	23.614	57.843	75.17	1.002	11:36:55.730	
9 -	34.734	23.470	58.204	74.71	1.363	11:37:53.934	
10 -	34.896	22.615	57.511	75.61	0.670	11:38:51.445	
11 -	34.542	<b>22.592</b>	57.134 (2)	76.11	0.293	11:39:48.579	

P17 1 F2		PEARSON / EASTELL		LCR SUZUKI 600 - CLEANKILL PEST CONTROL			
IDEAL LAP TIME : 57.366		BEST LAP TIME : 57.594		DIFFERENCE : 0.228			
LAP	SECTOR 1	SECTOR 2	LAP TIME	MPH	DIFF	TIME OF DAY	
1 -	38.238	24.373	1:02.611	69.45	5.017	11:30:15.169	
2 -	35.236	23.612	58.848 (3)	73.89	1.254	11:31:14.017	
3 -	34.639	23.397	58.036 (2)	74.92	0.442	11:32:12.053	
4 -	<b>34.279</b>	23.315	<b>57.594 (1)</b>	<b>75.50</b>		<b>11:33:09.647</b>	
5 -	36.880	<b>23.087</b>	59.967	72.51	2.373	11:34:09.614	

P18 67 F1		JEFFREY / FIELD		Windle F1 - MJP/wesso racing			
IDEAL LAP TIME : 58.828		BEST LAP TIME : 58.828		DIFFERENCE : 0.000			
LAP	SECTOR 1	SECTOR 2	LAP TIME	MPH	DIFF	TIME OF DAY	
1 -	39.046	26.607	1:05.653	66.23	6.825	11:30:36.006	
2 -	36.171	24.233	1:00.404	71.99	1.576	11:31:36.410	
3 -	35.623	24.627	1:00.250	72.17	1.422	11:32:36.660	
4 -	35.727	23.982	59.709 (2)	72.82	0.881	11:33:36.369	
5 -	36.614	24.338	1:00.952	71.34	2.124	11:34:37.321	
6 -	35.850	23.917	59.767 (3)	72.75	0.939	11:35:37.088	
7 -	<b>35.171</b>	<b>23.657</b>	<b>58.828 (1)</b>	<b>73.92</b>		<b>11:36:35.916</b>	
8 -	35.704	24.384	1:00.088	72.37	1.260	11:37:36.004	
9 -	36.793	23.987	1:00.780	71.54	1.952	11:38:36.784	

# BMCRC - MRO Championships 2023 - Rnd 8 @ Brands Hatch Indy

## BMCRC F1 & F2 Sidecars

### QUALIFYING - SECTOR ANALYSIS



SECTOR 1 = FL to I1, SECTOR 2 = I1 to FL, DIFF = Difference To Personal Best Lap, P = Crossed Finish Line in Pit Lane, D = Time Disallowed

P19		90 F2		PHILLIPS / EDWARDS		MRE F2 - The Green Dragon - Brigstock	
IDEAL LAP TIME : 59.337		BEST LAP TIME : 59.632		DIFFERENCE : 0.295			
LAP	SECTOR 1	SECTOR 2	LAP TIME	MPH	DIFF	TIME OF DAY	
1 -	39.344	25.027	1:04.371	67.55	4.739	11:30:31.971	
2 -	36.015	24.124	1:00.139	72.30	0.507	11:31:32.110	
3 -	35.894	24.400	1:00.294	72.12	0.662	11:32:32.404	
4 -	35.824	23.808	<b>59.632 (1)</b>	<b>72.92</b>		<b>11:33:32.036</b>	
5 -	<b>35.565</b>	24.155	59.720 (2)	72.81	0.088	11:34:31.756	
6 -	35.798	24.223	1:00.021	72.45	0.389	11:35:31.777	
7 -	36.052	<b>23.772</b>	59.824 (3)	72.68	0.192	11:36:31.601	

P20		20 F2		DRISCOLL / CARPENTER		Wintec F2 -	
IDEAL LAP TIME : 1:08.656		BEST LAP TIME : 1:09.209		DIFFERENCE : 0.553			
LAP	SECTOR 1	SECTOR 2	LAP TIME	MPH	DIFF	TIME OF DAY	
1 -	46.697	<b>26.928</b>	1:13.625	59.06	4.416	11:30:48.964	
2 -	<b>41.728</b>	27.835	1:09.563 (2)	62.51	0.354	11:31:58.527	
3 -	41.969	27.240	<b>1:09.209 (1)</b>	<b>62.83</b>		<b>11:33:07.736</b>	
4 -	43.386	27.034	1:10.420 (3)	61.75	1.211	11:34:18.156	

P21		167 F1		PETTMAN / MOSS		Baker YAMAHA - Wesso Racing	
IDEAL LAP TIME : 1:09.221		BEST LAP TIME : 1:10.033		DIFFERENCE : 0.812			
LAP	SECTOR 1	SECTOR 2	LAP TIME	MPH	DIFF	TIME OF DAY	
1 -	42.586	<b>27.447</b>	<b>1:10.033 (1)</b>	<b>62.09</b>		<b>11:30:36.478</b>	

# BMCRC - MRO Championships 2023 - Rnd 8 @ Brands Hatch Indy

## BMCRC F1 & F2 Sidecars

### QUALIFYING - BEST SECTORS

SECTOR 1			SECTOR 2			IDEAL / BEST COMPARISON						
POS	NO	NAME	TIME	NO	NAME	TIME	POS	NO	NAME	IDEAL	BEST	DIFF
									<b>PERFECT LAP</b>	<b>50.029</b>		
1	91	WILLIAMS / PITT	29.767	91	WILLIAMS / PITT	20.262	1	91	WILLIAMS / PITT	50.029	50.182	0.153
2	32	GUY / PILMOOR BRADY	30.773	11	GILBERT / HILDIGE	20.631	2	11	GILBERT / HILDIGE	51.490	51.674	0.184
3	11	GILBERT / HILDIGE	30.859	32	GUY / PILMOOR BRADY	20.844	3	32	GUY / PILMOOR BRA	51.617	51.742	0.125
4	27	P. KIRBY / T. KIRBY	30.889	27	P. KIRBY / T. KIRBY	20.928	4	27	P. KIRBY / T. KIRBY	51.817	51.911	0.094
5	100	R. STEVENS / W. STEVENS	31.419	4	PEACH / EDWARDS	21.204	5	100	R. STEVENS / W. STE	52.696	52.696	0.000
6	33	S. HEGARTY / NEAVE	31.493	33	S. HEGARTY / NEAVE	21.211	6	33	S. HEGARTY / NEAV	52.704	52.798	0.094
7	4	PEACH / EDWARDS	31.657	100	R. STEVENS / W. STEVENS	21.277	7	4	PEACH / EDWARDS	52.861	52.929	0.068
8	25	MACLAURIN / HOPE	31.693	62	WRIGHT / BAILEY	21.649	8	25	MACLAURIN / HOPE	53.513	53.585	0.072
9	65	FAIERS / PLUCKROSE	31.849	65	FAIERS / PLUCKROSE	21.811	9	65	FAIERS / PLUCKROS	53.660	53.870	0.210
10	62	WRIGHT / BAILEY	32.097	25	MACLAURIN / HOPE	21.820	10	62	WRIGHT / BAILEY	53.746	53.894	0.148
11	113	HANDCOCK / BEVAN	32.407	113	HANDCOCK / BEVAN	22.131	11	113	HANDCOCK / BEVAN	54.538	54.847	0.309
12	13	M. HEGARTY / CHILDS	32.852	13	M. HEGARTY / CHILDS	22.221	12	13	M. HEGARTY / CHILD	55.073	55.200	0.127
13	83	BUCHANAN / EVANS	32.888	10	WEBB / HOPE	22.284	13	83	BUCHANAN / EVANS	55.245	55.245	0.000
14	38	MOSS / PYMM	33.024	83	BUCHANAN / EVANS	22.357	14	38	MOSS / PYMM	55.440	55.595	0.155
15	10	WEBB / HOPE	33.482	38	MOSS / PYMM	22.416	15	10	WEBB / HOPE	55.766	56.166	0.400
16	17	THOMAS / COLE	34.100	17	THOMAS / COLE	22.592	16	17	THOMAS / COLE	56.692	56.841	0.149
17	1	PEARSON / EASTELL	34.279	1	PEARSON / EASTELL	23.087	17	1	PEARSON / EASTELL	57.366	57.594	0.228
18	67	JEFFREY / FIELD	35.171	67	JEFFREY / FIELD	23.657	18	67	JEFFREY / FIELD	58.828	58.828	0.000
19	90	PHILLIPS / EDWARDS	35.565	90	PHILLIPS / EDWARDS	23.772	19	90	PHILLIPS / EDWARDS	59.337	59.632	0.295
20	20	DRISCOLL / CARPENTER	41.728	20	DRISCOLL / CARPENTER	26.928	20	20	DRISCOLL / CARPEN	1:08.656	1:09.209	0.553
21	167	PETTMAN / MOSS	41.774	167	PETTMAN / MOSS	27.447	21	167	PETTMAN / MOSS	1:09.221	1:10.033	0.812

# BMCRC - MRO Championships 2023 - Rnd 8 @ Brands Hatch Indy

## BMCRC F1 & F2 Sidecars

### QUALIFYING - STATISTICS

**Competitors Started** 21  
**Planned Start** 2023-09-30 @ 11:15:00.000  
**Actual Start** 2023-09-30 @ 11:28:31.994  
**Finish Time** 2023-09-30 @ 11:40:31.285  
**Track Length** 1.2079mi.  
**Total Laps** 167  
**Total Distance Covered** 201.7269mi.

### Session Fastest Lap History

NO	CL	NAME	LAP TIME	TIME OF DAY	LAP	VEHICLE
27	F1	P. KIRBY / T. KIRBY	55.764	11:29:55.788	1	ARS YAMAHA R6
91	F1	WILLIAMS / PITT	55.493	11:30:01.379	1	LCR Yamaha
11	F1	GILBERT / HILDIGE	55.048	11:30:06.126	1	Ryde 1000
27	F1	P. KIRBY / T. KIRBY	52.564	11:30:48.353	2	ARS YAMAHA R6
91	F1	WILLIAMS / PITT	51.651	11:30:53.030	2	LCR Yamaha
91	F1	WILLIAMS / PITT	50.834	11:31:43.866	3	LCR Yamaha
91	F1	WILLIAMS / PITT	50.182	11:34:17.319	6	LCR Yamaha

### Flag History

TYPE	TIME OF DAY
GREEN	11:28:31.994
FINISH	11:40:31.285

### Flag Statistics

TYPE	COUNT	TOTAL LAPS	TOTAL TIME
Green	1	14	12:53.088
Red	0	0	0.000
Safety Car	0	0	0.000
FCY	0	0	0.000

# BMCRC - MRO Championships 2023 - Rnd 8 @ Brands Hatch Indy

## BMCRC F1 & F2 Sidecars

### QUALIFYING - STATISTICS

CLASS : F1

13 Starters

#### Fastest Lap History

NO	NAME	LAP TIME	TIME OF DAY	LAP	VEHICLE
27	P. KIRBY / T. KIRBY	55.764	11:29:55.788	1	ARS YAMAHA R6
91	WILLIAMS / PITT	55.493	11:30:01.379	1	LCR Yamaha
11	GILBERT / HILDIGE	55.048	11:30:06.126	1	Ryde 1000
27	P. KIRBY / T. KIRBY	52.564	11:30:48.353	2	ARS YAMAHA R6
91	WILLIAMS / PITT	51.651	11:30:53.030	2	LCR Yamaha
91	WILLIAMS / PITT	50.834	11:31:43.866	3	LCR Yamaha
91	WILLIAMS / PITT	50.182	11:34:17.319	6	LCR Yamaha

# BMCRC - MRO Championships 2023 - Rnd 8 @ Brands Hatch Indy

## BMCRC F1 & F2 Sidecars

### QUALIFYING - STATISTICS

CLASS : F2

8 Starters

#### Fastest Lap History

NO	NAME	LAP TIME	TIME OF DAY	LAP	VEHICLE
17	THOMAS / COLE	59.885	11:30:09.317	1	Ireson HONDA
33	S. HEGARTY / NEAVE	55.578	11:30:10.419	1	Baker HONDA
33	S. HEGARTY / NEAVE	53.604	11:31:04.024	2	Baker HONDA
33	S. HEGARTY / NEAVE	53.026	11:32:50.843	4	Baker HONDA
33	S. HEGARTY / NEAVE	52.940	11:33:43.781	5	Baker HONDA
33	S. HEGARTY / NEAVE	52.798	11:36:23.341	8	Baker HONDA

# BMCRC - MRO Championships 2023 - Rnd 8 @ Brands Hatch Indy

## BMCRC F1 & F2 Sidecars

### RACE 11 - GRID (9 Laps)



ROW 11	22	21	KING / SIGSWORTH	21	167	PETTMAN / MOSS	1:10.033
ROW 10	20	20	DRISCOLL / CARPENTER	19	90	PHILLIPS / EDWARDS	59.632
ROW 9	18	67	JEFFREY / FIELD	17	1	PEARSON / EASTELL	57.594
ROW 8	16	17	THOMAS / COLE	15	10	WEBB / HOPE	56.166
ROW 7	14	38	MOSS / PYMM	13	83	BUCHANAN / EVANS	55.245
ROW 6	12	13	M. HEGARTY / CHILDS	11	113	HANDCOCK / BEVAN	54.847
ROW 5	10	62	WRIGHT / BAILEY	9	65	FAIERS / PLUCKROSE	53.870
ROW 4	8	25	MACLAURIN / HOPE	7	4	PEACH / EDWARDS	52.929
ROW 3	6	33	S. HEGARTY / NEAVE	5	100	R. STEVENS / W. STEVENS	52.696
ROW 2	4	27	P. KIRBY / T. KIRBY	3	32	GUY / PILMOOR BRADY	51.742
ROW 1	2	11	GILBERT / HILDIGE	1	91	WILLIAMS / PITT	50.182
<b>Pole</b>							

Brands Hatch Indy: 1.2079 miles

These results are provisional until the conclusion of any judicial and technical matters.

Clerk Of Course :	Stewards :	Timekeeper : <i>Craig Smith</i>
-------------------	------------	------------------------------------

Results can be found at [www.tsl-timing.com](http://www.tsl-timing.com)

Printed - 11:44 Saturday, 30 September 2023





# BMCRC - MRO Championships 2023 - Rnd 8 @ Brands Hatch Indy

## BMCRC F1 & F2 Sidecars

### RACE 11 - CLASSIFICATION



POS	NO	CL	PIC NAME	ENTRY	LAPS	TIME	GAP	DIFF	MPH	BEST	ON
1	91	F1	1 WILLIAMS / PITT	LCR Yamaha -	8	6:47.352			85.40	49.903	5
2	32	F1	2 GUY / PILMOOR BRADY	LCR Suzuki - YangiMotorsport	8	6:57.195	9.843	9.843	83.38	51.124	3
3	27	F1	3 P. KIRBY / T. KIRBY	ARS YAMAHA R6 - KRT	8	7:03.558	16.206	6.363	82.13	51.602	5
4	100	F1	4 R. STEVENS / W. STEVENS	Ryde Yamaha R6 -	7	6:15.945	1 Lap	1 Lap	80.96	52.233	6
5	33	F2	1 S. HEGARTY / NEAVE	Baker HONDA - Sean Hegarty Ltd	7	6:17.456	1 Lap	1.511	80.64	52.512	6
6	4	F1	5 PEACH / EDWARDS	LCR SIDECAR - Lifesafety Motorsport	7	6:20.859	1 Lap	3.403	79.92	52.996	4
7	25	F1	6 MACLAURIN / HOPE	Ars1 YAMAHA R6 - Amr	7	6:22.538	1 Lap	1.679	79.57	53.083	4
8	62	F1	7 WRIGHT / BAILEY	RYDE Yamaha F998 - Stainless Steel Designs Ltd.	7	6:23.836	1 Lap	1.298	79.30	53.257	2
9	113	F2	2 HANDCOCK / BEVAN	Shelbourne F2 - r j contracting	7	6:32.731	1 Lap	8.895	77.50	54.412	7
10	83	F2	3 BUCHANAN / EVANS	Lumley Kawasaki - Bull Inn Racing	7	6:33.846	1 Lap	1.115	77.28	54.634	7
11	13	F2	4 M. HEGARTY / CHILDS	Shelbourne HONDA - Mark Hegarty Surfacing	7	6:34.921	1 Lap	1.075	77.07	55.051	3
12	38	F1	8 MOSS / PYMM	LCR R6 - LifeSafety Motorsport - CharlieMossRacin	7	6:43.590	1 Lap	8.669	75.42	55.573	5
13	10	F1	9 WEBB / HOPE	LCR SUZUKI - N W Services	7	6:43.687	1 Lap	0.097	75.40	55.949	3
14	17	F2	5 THOMAS / COLE	Ireson HONDA - Team Walters And Thomas Sideca	7	6:44.413	1 Lap	0.726	75.26	55.878	3
15	1	F2	6 PEARSON / EASTELL	LCR SUZUKI 600 - CLEANKILL PEST CONTROL	7	6:44.532	1 Lap	0.119	75.24	56.027	4
16	67	F1	10 JEFFREY / FIELD	Windle F1 - MJP/wesso racing	7	7:00.229	1 Lap	15.697	72.43	58.604	6
17	167	F1	11 PETTMAN / MOSS	Baker YAMAHA - Wesso Racing	6	6:55.935	2 Laps	1 Lap	62.72	1:05.226	5
18	20	F2	7 DRISCOLL / CARPENTER	Wintec F2 -	6	7:05.020	2 Laps	9.085	61.38	1:08.043	6

#### NOT CLASSIFIED

DNF	65	F1	FAIERS / PLUCKROSE	Dean Ryde YAMAHA R6 - AWracing Ltd	7	6:32.464	1 Lap	0.000	77.56	54.328	2
DNF	90	F2	PHILLIPS / EDWARDS	MRE F2 - The Green Dragon - Brigstock	2	2:08.330	6 Laps	5 Laps	67.77	59.842	2
DNF	11	F1	GILBERT / HILDIGE	Ryde 1000 - West Ewell fencing	1	57.778	7 Laps	1 Lap	75.26		

#### FASTEST LAP

91	F1	WILLIAMS / PITT	LCR Yamaha -	5	49.903	87.14 mph	140.24 kph
33	F2	S. HEGARTY / NEAVE	Baker HONDA - Sean Hegarty Ltd	6	52.512	82.81 mph	133.27 kph

Class F1 - 92.5% of Race Speed = 78.99 mph

Class F2 - 92.5% of Race Speed = 74.59 mph

Red Flag (end of session): 15:01

Weather / Track : Cloudy / Dry

These results are provisional until the conclusion of any judicial and technical matters.

Race Distance: 8 Laps / 9.66 miles

Brands Hatch Indy: 1.2079 miles

Date: 30/09/2023 Start: 14:54 Finish: 15:00

Clerk Of Course :

Stewards :

Timekeeper :

*Craig Smith*

Results can be found at [www.tsl-timing.com](http://www.tsl-timing.com)

Printed - 15:07 Saturday, 30 September 2023



# BMCRC - MRO Championships 2023 - Rnd 8 @ Brands Hatch Indy

## BMCRC F1 & F2 Sidecars

### RACE 11 - LAP CHART

LAP 1 @ 14:54:56.341		
NO	BEHIND	LAP TIME

91		55.268
32	1.058	56.326
11	2.510	57.778
33	3.276	58.544
27	3.431	58.699
25	4.738	1:00.006
100	4.965	1:00.233
4	5.170	1:00.438
62	5.745	1:01.013
65	6.720	1:01.988
113	7.441	1:02.709
13	7.728	1:02.996
83	8.552	1:03.820
17	8.784	1:04.052
10	9.513	1:04.781
38	10.223	1:05.491
1	10.264	1:05.532
67	11.090	1:06.358
90	13.220	1:08.488
167	18.531	1:13.799
20	23.371	1:18.639

#### LAP 4 @ 14:57:26.712

NO	BEHIND	LAP TIME
91		50.274
32	4.773	51.680
27	9.319	52.085
20	1 Lap	1:09.417
167	1 Lap	1:11.919
100	12.423	52.359
33	12.460	53.161
4	14.100	52.996
25	14.892	53.083
62	16.367	53.464
65	20.938	55.041
113	22.598	55.089
83	22.944	54.786
13	23.733	55.761
17	27.450	56.520
38	28.570	56.407
10	28.668	57.378
1	29.612	56.027
67	36.770	58.745

#### LAP 7 @ 14:59:57.306

NO	BEHIND	LAP TIME
91		50.766
20	2 Laps	1:11.933
67	1 Lap	58.604
32	8.946	51.402
27	14.763	52.303
100	19.712	52.486
33	21.223	52.908
4	24.626	53.504
25	26.305	53.867
62	27.603	53.607
65	36.231	55.144
113	36.498	54.412
83	37.613	54.634
13	38.688	55.189
38	47.357	56.405
10	47.454	56.307
17	48.180	57.885
1	48.299	56.334

#### LAP 2 @ 14:55:46.450

NO	BEHIND	LAP TIME
91		50.109
32	2.231	51.282
27	5.342	52.020
33	6.661	53.494
100	7.865	53.009
25	8.049	53.420
4	8.340	53.279
62	8.893	53.257
65	10.939	54.328
113	12.683	55.351
13	13.183	55.564
83	13.584	55.141
17	15.314	56.639
10	15.603	56.199
38	16.560	56.446
1	17.597	57.442
67	19.595	58.614
90	22.953	59.842
167	40.562	1:12.140
20	41.355	1:08.093

#### LAP 5 @ 14:58:16.615

NO	BEHIND	LAP TIME
91		49.903
32	6.512	51.642
27	11.018	51.602
100	15.684	53.164
33	16.494	53.937
4	18.646	54.449
25	19.591	54.602
62	21.222	54.758
65	26.698	55.663
113	28.243	55.548
167	1 Lap	1:06.025
83	28.456	55.415
13	28.912	55.082
20	1 Lap	1:08.895
17	33.564	56.017
38	34.240	55.573
10	34.722	55.957
1	35.818	56.109
67	46.363	59.496

#### LAP 8 @ 15:00:48.425

NO	BEHIND	LAP TIME
91		51.119
167	2 Laps	1:06.826
32	9.843	52.016
67	1 Lap	59.720
27	16.206	52.562
20	2 Laps	1:08.043

#### LAP 3 @ 14:56:36.438

NO	BEHIND	LAP TIME
91		49.988
32	3.367	51.124
27	7.508	52.154
33	9.573	52.900
100	10.338	52.461
4	11.378	53.026
25	12.083	54.022
62	13.177	54.272
65	16.171	55.220
113	17.783	55.088
13	18.246	55.051
83	18.432	54.836
17	21.204	55.878
10	21.564	55.949
38	22.437	55.865

#### LAP 6 @ 14:59:06.540

NO	BEHIND	LAP TIME
91		49.925
32	8.310	51.723
27	13.226	52.133
100	17.992	52.233
33	19.081	52.512
4	21.888	53.167
25	23.204	53.538
62	24.762	53.465
65	31.853	55.080
113	32.852	54.534
83	33.745	55.214
13	34.265	55.278
17	41.061	57.422
38	41.718	57.403
10	41.913	57.116

Weather / Track : Cloudy / Dry

Results can be found at [www.tsl-timing.com](http://www.tsl-timing.com)

Brands Hatch Indy: 1.2079 miles  
Date: 30/09/2023 Start: 14:54 Finish: 15:00

Printed - 15:07 Saturday, 30 September 2023

# BMCRC - MRO Championships 2023 - Rnd 8 @ Brands Hatch Indy

## BMCRC F1 & F2 Sidecars

### RACE 11 - POSITION CHART

No	Name	Lap									
		Pos	1	2	3	4	5	6	7	8	
91	WILLIAMS / PITT	1	91	91	91	91	91	91	91	91	91
11	GILBERT / HILDIGE	2	32	32	32	32	32	32	32	32	32
32	GUY / PILMOOR BRAD	3	11	27	27	27	27	27	27	27	27
27	P. KIRBY / T. KIRBY	4	33	33	33	100	100	100	100		
100	R. STEVENS / W. STEV	5	27	100	100	33	33	33	33		
33	S. HEGARTY / NEAVE	6	25	25	4	4	4	4	4		
4	PEACH / EDWARDS	7	100	4	25	25	25	25	25		
25	MACLAURIN / HOPE	8	4	62	62	62	62	62	62		
65	FAIERS / PLUCKROSE	9	62	65	65	65	65	65	65		
62	WRIGHT / BAILEY	10	65	113	113	113	113	113	113		
113	HANDCOCK / BEVAN	11	113	13	13	83	83	83	83		
13	M. HEGARTY / CHILDS	12	13	83	83	13	13	13	13		
83	BUCHANAN / EVANS	13	83	17	17	17	17	17	17	38	
38	MOSS / PYMM	14	17	10	10	38	38	38	38	10	
10	WEBB / HOPE	15	10	38	38	10	10	10	10	17	
17	THOMAS / COLE	16	38	1	1	1	1	1	1	1	
1	PEARSON / EASTELL	17	1	67	67	67	67	67	67	67	
67	JEFFREY / FIELD	18	67	90	20	167	167	167			
90	PHILLIPS / EDWARDS	19	90	167	167	20	20	20			
20	DRISCOLL / CARPENT	20	167	20							
167	PETTMAN / MOSS	21	20								

# BMCRC - MRO Championships 2023 - Rnd 8 @ Brands Hatch Indy

## BMCRC F1 & F2 Sidecars

### RACE 11 - SECTOR ANALYSIS



SECTOR 1 = FL to I1, SECTOR 2 = I1 to FL, DIFF = Difference To Personal Best Lap, P = Crossed Finish Line in Pit Lane, D = Time Disallowed

P1 91 F1 WILLIAMS / PITT		LCR Yamaha -				
IDEAL LAP TIME : 49.848		BEST LAP TIME : 49.903		DIFFERENCE : 0.055		
LAP	SECTOR 1	SECTOR 2	LAP TIME	MPH	DIFF	TIME OF DAY
1 -		20.427	55.268	78.68	5.365	14:54:56.341
2 -	29.862	20.247	50.109	86.78	0.206	14:55:46.450
3 -	29.718	20.270	49.988 (3)	86.99	0.085	14:56:36.438
4 -	30.011	20.263	50.274	86.49	0.371	14:57:26.712
5 -	<b>29.642</b>	20.261	<b>49.903 (1)</b>	<b>87.14</b>		<b>14:58:16.615</b>
6 -	29.719	<b>20.206</b>	49.925 (2)	87.10	0.022	14:59:06.540
7 -	30.444	20.322	50.766	85.65	0.863	14:59:57.306
8 -	30.766	20.353	51.119	85.06	1.216	15:00:48.425

P2 32 F1 GUY / PILMOOR BRADY		LCR Suzuki - YangiMotorsport				
IDEAL LAP TIME : 51.030		BEST LAP TIME : 51.124		DIFFERENCE : 0.094		
LAP	SECTOR 1	SECTOR 2	LAP TIME	MPH	DIFF	TIME OF DAY
1 -		<b>20.618</b>	56.326	77.20	5.202	14:54:57.399
2 -	30.568	20.714	51.282 (2)	84.79	0.158	14:55:48.681
3 -	<b>30.412</b>	20.712	<b>51.124 (1)</b>	<b>85.05</b>		<b>14:56:39.805</b>
4 -	30.645	21.035	51.680	84.14	0.556	14:57:31.485
5 -	30.808	20.834	51.642	84.20	0.518	14:58:23.127
6 -	31.049	20.674	51.723	84.07	0.599	14:59:14.850
7 -	30.682	20.720	51.402 (3)	84.59	0.278	15:00:06.252
8 -	31.072	20.944	52.016	83.60	0.892	15:00:58.268

P3 27 F1 P. KIRBY / T. KIRBY		ARS YAMAHA R6 - KRT				
IDEAL LAP TIME : 51.602		BEST LAP TIME : 51.602		DIFFERENCE : 0.000		
LAP	SECTOR 1	SECTOR 2	LAP TIME	MPH	DIFF	TIME OF DAY
1 -		21.413	58.699	74.08	7.097	14:54:59.772
2 -	30.990	21.030	52.020 (2)	83.59	0.418	14:55:51.792
3 -	31.154	21.000	52.154	83.38	0.552	14:56:43.946
4 -	30.935	21.150	52.085 (3)	83.49	0.483	14:57:36.031
5 -	<b>30.881</b>	<b>20.721</b>	<b>51.602 (1)</b>	<b>84.27</b>		<b>14:58:27.633</b>
6 -	31.274	20.859	52.133	83.41	0.531	14:59:19.766
7 -	31.436	20.867	52.303	83.14	0.701	15:00:12.069
8 -	31.095	21.467	52.562	82.73	0.960	15:01:04.631

P4 100 F1 R. STEVENS / W. STEVENS		Ryde Yamaha R6 -				
IDEAL LAP TIME : 52.022		BEST LAP TIME : 52.233		DIFFERENCE : 0.211		
LAP	SECTOR 1	SECTOR 2	LAP TIME	MPH	DIFF	TIME OF DAY
1 -		22.109	1:00.233	72.19	8.000	14:55:01.306
2 -	31.634	21.375	53.009	82.03	0.776	14:55:54.315
3 -	31.215	21.246	52.461 (3)	82.89	0.228	14:56:46.776
4 -	<b>30.999</b>	21.360	52.359 (2)	83.05	0.126	14:57:39.135
5 -	32.014	21.150	53.164	81.79	0.931	14:58:32.299
6 -	31.210	<b>21.023</b>	<b>52.233 (1)</b>	<b>83.25</b>		<b>14:59:24.532</b>
7 -	31.252	21.234	52.486	82.85	0.253	15:00:17.018

P5 33 F2 S. HEGARTY / NEAVE		Baker HONDA - Sean Hegarty Ltd				
IDEAL LAP TIME : 52.512		BEST LAP TIME : 52.512		DIFFERENCE : 0.000		
LAP	SECTOR 1	SECTOR 2	LAP TIME	MPH	DIFF	TIME OF DAY
1 -		21.612	58.544	74.27	6.032	14:54:59.617
2 -	32.164	21.330	53.494	81.29	0.982	14:55:53.111
3 -	31.459	21.441	52.900 (2)	82.20	0.388	14:56:46.011
4 -	31.512	21.649	53.161	81.80	0.649	14:57:39.172
5 -	32.745	21.192	53.937	80.62	1.425	14:58:33.109
6 -	<b>31.342</b>	<b>21.170</b>	<b>52.512 (1)</b>	<b>82.81</b>		<b>14:59:25.621</b>
7 -	31.413	21.495	52.908 (3)	82.19	0.396	15:00:18.529

# BMCRC - MRO Championships 2023 - Rnd 8 @ Brands Hatch Indy

## BMCRC F1 & F2 Sidecars

### RACE 11 - SECTOR ANALYSIS



SECTOR 1 = FL to I1, SECTOR 2 = I1 to FL, DIFF = Difference To Personal Best Lap, P = Crossed Finish Line in Pit Lane, D = Time Disallowed

P6		4 F1		PEACH / EDWARDS		LCR SIDECAR - Lifesafety Motorsport	
IDEAL LAP TIME : 52.919		BEST LAP TIME : 52.996		DIFFERENCE : 0.077			
LAP	SECTOR 1	SECTOR 2	LAP TIME	MPH	DIFF	TIME OF DAY	
1 -		21.467	1:00.438	71.95	7.442	14:55:01.511	
2 -	31.771	21.508	53.279	81.61	0.283	14:55:54.790	
3 -	31.669	<b>21.357</b>	53.026 (2)	82.00	0.030	14:56:47.816	
4 -	<b>31.562</b>	21.434	<b>52.996 (1)</b>	<b>82.05</b>		<b>14:57:40.812</b>	
5 -	33.026	21.423	54.449	79.86	1.453	14:58:35.261	
6 -	31.796	21.371	53.167 (3)	81.79	0.171	14:59:28.428	
7 -	31.920	21.584	53.504	81.27	0.508	15:00:21.932	

P7		25 F1		MACLAURIN / HOPE		Ars1 YAMAHA R6 - Amr	
IDEAL LAP TIME : 53.083		BEST LAP TIME : 53.083		DIFFERENCE : 0.000			
LAP	SECTOR 1	SECTOR 2	LAP TIME	MPH	DIFF	TIME OF DAY	
1 -		22.044	1:00.006	72.46	6.923	14:55:01.079	
2 -	31.570	21.850	53.420 (2)	81.40	0.337	14:55:54.499	
3 -	32.357	21.665	54.022	80.49	0.939	14:56:48.521	
4 -	<b>31.513</b>	<b>21.570</b>	<b>53.083 (1)</b>	<b>81.92</b>		<b>14:57:41.604</b>	
5 -	32.802	21.800	54.602	79.64	1.519	14:58:36.206	
6 -	31.783	21.755	53.538 (3)	81.22	0.455	14:59:29.744	
7 -	31.796	22.071	53.867	80.72	0.784	15:00:23.611	

P8		62 F1		WRIGHT / BAILEY		RYDE Yamaha F998 - Stainless Steel Designs Ltd.	
IDEAL LAP TIME : 53.216		BEST LAP TIME : 53.257		DIFFERENCE : 0.041			
LAP	SECTOR 1	SECTOR 2	LAP TIME	MPH	DIFF	TIME OF DAY	
1 -		21.763	1:01.013	71.27	7.756	14:55:02.086	
2 -	31.680	<b>21.577</b>	<b>53.257 (1)</b>	<b>81.65</b>		<b>14:55:55.343</b>	
3 -	32.360	21.912	54.272	80.12	1.015	14:56:49.615	
4 -	<b>31.639</b>	21.825	53.464 (2)	81.33	0.207	14:57:43.079	
5 -	32.871	21.887	54.758	79.41	1.501	14:58:37.837	
6 -	31.695	21.770	53.465 (3)	81.33	0.208	14:59:31.302	
7 -	31.848	21.759	53.607	81.12	0.350	15:00:24.909	

P9		113 F2		HANDCOCK / BEVAN		Shelbourne F2 - r j contracting	
IDEAL LAP TIME : 54.369		BEST LAP TIME : 54.412		DIFFERENCE : 0.043			
LAP	SECTOR 1	SECTOR 2	LAP TIME	MPH	DIFF	TIME OF DAY	
1 -		22.403	1:02.709	69.34	8.297	14:55:03.782	
2 -	32.952	22.399	55.351	78.56	0.939	14:55:59.133	
3 -	32.842	22.246	55.088 (3)	78.93	0.676	14:56:54.221	
4 -	32.751	22.338	55.089	78.93	0.677	14:57:49.310	
5 -	33.211	22.337	55.548	78.28	1.136	14:58:44.858	
6 -	32.387	<b>22.147</b>	54.534 (2)	79.74	0.122	14:59:39.392	
7 -	<b>32.222</b>	22.190	<b>54.412 (1)</b>	<b>79.91</b>		<b>15:00:33.804</b>	

P10		83 F2		BUCHANAN / EVANS		Lumley Kawasaki - Bull Inn Racing	
IDEAL LAP TIME : 54.624		BEST LAP TIME : 54.634		DIFFERENCE : 0.010			
LAP	SECTOR 1	SECTOR 2	LAP TIME	MPH	DIFF	TIME OF DAY	
1 -		22.525	1:03.820	68.13	9.186	14:55:04.893	
2 -	32.689	22.452	55.141	78.86	0.507	14:56:00.034	
3 -	32.704	<b>22.132</b>	54.836 (3)	79.30	0.202	14:56:54.870	
4 -	32.605	22.181	54.786 (2)	79.37	0.152	14:57:49.656	
5 -	33.110	22.305	55.415	78.47	0.781	14:58:45.071	
6 -	32.852	22.362	55.214	78.75	0.580	14:59:40.285	
7 -	<b>32.492</b>	22.142	<b>54.634 (1)</b>	<b>79.59</b>		<b>15:00:34.919</b>	

# BMCRC - MRO Championships 2023 - Rnd 8 @ Brands Hatch Indy

## BMCRC F1 & F2 Sidecars

### RACE 11 - SECTOR ANALYSIS



SECTOR 1 = FL to I1, SECTOR 2 = I1 to FL, DIFF = Difference To Personal Best Lap, P = Crossed Finish Line in Pit Lane, D = Time Disallowed

P11 13 F2		M. HEGARTY / CHILDS		Shelbourne HONDA - Mark Hegarty Surfacing		
IDEAL LAP TIME : 54.828		BEST LAP TIME : 55.051		DIFFERENCE : 0.223		
LAP	SECTOR 1	SECTOR 2	LAP TIME	MPH	DIFF	TIME OF DAY
1 -		22.520	1:02.996	69.02	7.945	14:55:04.069
2 -	33.051	22.513	55.564	78.26	0.513	14:55:59.633
3 -	<b>32.668</b>	22.383	<b>55.051 (1)</b>	<b>78.99</b>		<b>14:56:54.684</b>
4 -	33.601	<b>22.160</b>	55.761	77.98	0.710	14:57:50.445
5 -	32.771	22.311	55.082 (2)	78.94	0.031	14:58:45.527
6 -	32.905	22.373	55.278	78.66	0.227	14:59:40.805
7 -	33.029	<b>22.160</b>	55.189 (3)	78.79	0.138	15:00:35.994

P12 38 F1		MOSS / PYMM		LCR R6 - LifeSafety Motorsport - CharlieMossRacing		
IDEAL LAP TIME : 55.453		BEST LAP TIME : 55.573		DIFFERENCE : 0.120		
LAP	SECTOR 1	SECTOR 2	LAP TIME	MPH	DIFF	TIME OF DAY
1 -		23.167	1:05.491	66.39	9.918	14:55:06.564
2 -	33.846	22.600	56.446	77.04	0.873	14:56:03.010
3 -	<b>32.974</b>	22.891	55.865 (2)	77.84	0.292	14:56:58.875
4 -	33.225	23.182	56.407	77.09	0.834	14:57:55.282
5 -	33.094	<b>22.479</b>	<b>55.573 (1)</b>	<b>78.25</b>		<b>14:58:50.855</b>
6 -	33.668	23.735	57.403	75.75	1.830	14:59:48.258
7 -	33.763	22.642	56.405 (3)	77.09	0.832	15:00:44.663

P13 10 F1		WEBB / HOPE		LCR SUZUKI - N W Services		
IDEAL LAP TIME : 55.684		BEST LAP TIME : 55.949		DIFFERENCE : 0.265		
LAP	SECTOR 1	SECTOR 2	LAP TIME	MPH	DIFF	TIME OF DAY
1 -		23.146	1:04.781	67.12	8.832	14:55:05.854
2 -	34.051	<b>22.148</b>	56.199 (3)	77.37	0.250	14:56:02.053
3 -	33.574	22.375	<b>55.949 (1)</b>	<b>77.72</b>		<b>14:56:58.002</b>
4 -	34.220	23.158	57.378	75.78	1.429	14:57:55.380
5 -	33.744	22.213	55.957 (2)	77.71	0.008	14:58:51.337
6 -	<b>33.536</b>	23.580	57.116	76.13	1.167	14:59:48.453
7 -	33.984	22.323	56.307	77.23	0.358	15:00:44.760

P14 17 F2		THOMAS / COLE		Ireson HONDA - Team Walters And Thomas Sidecar racing		
IDEAL LAP TIME : 55.569		BEST LAP TIME : 55.878		DIFFERENCE : 0.309		
LAP	SECTOR 1	SECTOR 2	LAP TIME	MPH	DIFF	TIME OF DAY
1 -		23.182	1:04.052	67.89	8.174	14:55:05.125
2 -	34.251	<b>22.388</b>	56.639	76.77	0.761	14:56:01.764
3 -	<b>33.181</b>	22.697	<b>55.878 (1)</b>	<b>77.82</b>		<b>14:56:57.642</b>
4 -	33.781	22.739	56.520 (3)	76.93	0.642	14:57:54.162
5 -	33.422	22.595	56.017 (2)	77.63	0.139	14:58:50.179
6 -	34.028	23.394	57.422	75.73	1.544	14:59:47.601
7 -	34.972	22.913	57.885	75.12	2.007	15:00:45.486

P15 1 F2		PEARSON / EASTELL		LCR SUZUKI 600 - CLEANKILL PEST CONTROL		
IDEAL LAP TIME : 55.943		BEST LAP TIME : 56.027		DIFFERENCE : 0.084		
LAP	SECTOR 1	SECTOR 2	LAP TIME	MPH	DIFF	TIME OF DAY
1 -		23.550	1:05.532	66.35	9.505	14:55:06.605
2 -	34.526	22.916	57.442	75.70	1.415	14:56:04.047
3 -	33.643	<b>22.607</b>	56.250 (3)	77.30	0.223	14:57:00.297
4 -	<b>33.336</b>	22.691	<b>56.027 (1)</b>	<b>77.61</b>		<b>14:57:56.324</b>
5 -	33.479	22.630	56.109 (2)	77.50	0.082	14:58:52.433
6 -	33.687	23.151	56.838	76.50	0.811	14:59:49.271
7 -	33.579	22.755	56.334	77.19	0.307	15:00:45.605

# BMCRC - MRO Championships 2023 - Rnd 8 @ Brands Hatch Indy

## BMCRC F1 & F2 Sidecars

### RACE 11 - SECTOR ANALYSIS



SECTOR 1 = FL to I1, SECTOR 2 = I1 to FL, DIFF = Difference To Personal Best Lap, P = Crossed Finish Line in Pit Lane, D = Time Disallowed

P16 67 F1		JEFFREY / FIELD		Windle F1 - MJP/wesso racing		
IDEAL LAP TIME : 57.939		BEST LAP TIME : 58.604		DIFFERENCE : 0.665		
LAP	SECTOR 1	SECTOR 2	LAP TIME	MPH	DIFF	TIME OF DAY
1 -		24.040	1:06.358	65.53	7.754	14:55:07.431
2 -	35.282	23.332	58.614 (2)	74.19	0.010	14:56:06.045
3 -	<b>34.635</b>	24.057	58.692 (3)	74.09	0.088	14:57:04.737
4 -	34.955	23.790	58.745	74.02	0.141	14:58:03.482
5 -	35.733	23.763	59.496	73.09	0.892	14:59:02.978
6 -	35.300	<b>23.304</b>	<b>58.604 (1)</b>	<b>74.20</b>		<b>15:00:01.582</b>
7 -	35.988	23.732	59.720	72.81	1.116	15:01:01.302

P17 167 F1		PETTMAN / MOSS		Baker YAMAHA - Wesso Racing		
IDEAL LAP TIME : 1:05.226		BEST LAP TIME : 1:05.226		DIFFERENCE : 0.000		
LAP	SECTOR 1	SECTOR 2	LAP TIME	MPH	DIFF	TIME OF DAY
1 -		26.804	1:13.799	58.92	8.573	14:55:14.872
2 -	42.292	29.848	1:12.140	60.28	6.914	14:56:27.012
3 -	44.115	27.804	1:11.919	60.46	6.693	14:57:38.931
4 -	39.269	26.756	1:06.025 (2)	65.86	0.799	14:58:44.956
5 -	<b>38.520</b>	<b>26.706</b>	<b>1:05.226 (1)</b>	<b>66.66</b>		<b>14:59:50.182</b>
6 -	39.679	27.147	1:06.826 (3)	65.07	1.600	15:00:57.008

P18 20 F2		DRISCOLL / CARPENTER		Wintec F2 -		
IDEAL LAP TIME : 1:07.094		BEST LAP TIME : 1:08.043		DIFFERENCE : 0.949		
LAP	SECTOR 1	SECTOR 2	LAP TIME	MPH	DIFF	TIME OF DAY
1 -		27.360	1:18.639	55.29	10.596	14:55:19.712
2 -	<b>40.344</b>	27.749	1:08.093 (2)	63.86	0.050	14:56:27.805
3 -	42.667	<b>26.750</b>	1:09.417	62.64	1.374	14:57:37.222
4 -	40.658	28.237	1:08.895 (3)	63.11	0.852	14:58:46.117
5 -	44.600	27.333	1:11.933	60.45	3.890	14:59:58.050
6 -	40.817	27.226	<b>1:08.043 (1)</b>	<b>63.90</b>		<b>15:01:06.093</b>

P19 65 F1		FAIERS / PLUCKROSE		Dean Ryde YAMAHA R6 - AWracing ltd		
IDEAL LAP TIME : 54.328		BEST LAP TIME : 54.328		DIFFERENCE : 0.000		
LAP	SECTOR 1	SECTOR 2	LAP TIME	MPH	DIFF	TIME OF DAY
1 -		22.238	1:01.988	70.15	7.660	14:55:03.061
2 -	<b>32.348</b>	<b>21.980</b>	<b>54.328 (1)</b>	<b>80.04</b>		<b>14:55:57.389</b>
3 -	32.973	22.247	55.220	78.75	0.892	14:56:52.609
4 -	32.369	22.672	55.041 (2)	79.00	0.713	14:57:47.650
5 -	32.526	23.137	55.663	78.12	1.335	14:58:43.313
6 -	32.800	22.280	55.080 (3)	78.95	0.752	14:59:38.393
7 -	32.413	22.731	55.144	78.85	0.816	15:00:33.537

P20 90 F2		PHILLIPS / EDWARDS		MRE F2 - The Green Dragon - Brigstock		
IDEAL LAP TIME : 59.830		BEST LAP TIME : 59.842		DIFFERENCE : 0.012		
LAP	SECTOR 1	SECTOR 2	LAP TIME	MPH	DIFF	TIME OF DAY
1 -		<b>23.929</b>	1:08.488	63.49	8.646	14:55:09.561
2 -	<b>35.901</b>	23.941	<b>59.842 (1)</b>	<b>72.66</b>		<b>14:56:09.403</b>

P21 11 F1		GILBERT / HILDIGE		Ryde 1000 - West Ewell fencing		
IDEAL LAP TIME : 1:09.138		BEST LAP TIME :		DIFFERENCE :		
LAP	SECTOR 1	SECTOR 2	LAP TIME	MPH	DIFF	TIME OF DAY
1 -		<b>20.987</b>	57.778	75.26		14:54:58.851

# BMCRC - MRO Championships 2023 - Rnd 8 @ Brands Hatch Indy

## BMCRC F1 & F2 Sidecars

### RACE 11 - BEST SECTORS

SECTOR 1			SECTOR 2			IDEAL / BEST COMPARISON						
POS	NO	NAME	TIME	NO	NAME	TIME	POS	NO	NAME	IDEAL	BEST	DIFF
									<b>PERFECT LAP</b>	<b>49.848</b>		
1	91	WILLIAMS / PITT	29.642	91	WILLIAMS / PITT	20.206	1	91	WILLIAMS / PITT	49.848	49.903	0.055
2	32	GUY / PILMOOR BRADY	30.412	32	GUY / PILMOOR BRADY	20.618	2	32	GUY / PILMOOR BRA	51.030	51.124	0.094
3	27	P. KIRBY / T. KIRBY	30.881	27	P. KIRBY / T. KIRBY	20.721	3	27	P. KIRBY / T. KIRBY	51.602	51.602	0.000
4	100	R. STEVENS / W. STEVENS	30.999	11	GILBERT / HILDIGE	20.987	4	100	R. STEVENS / W. STE	52.022	52.233	0.211
5	33	S. HEGARTY / NEAVE	31.342	100	R. STEVENS / W. STEVENS	21.023	5	33	S. HEGARTY / NEAV	52.512	52.512	0.000
6	25	MACLAURIN / HOPE	31.513	33	S. HEGARTY / NEAVE	21.170	6	4	PEACH / EDWARDS	52.919	52.996	0.077
7	4	PEACH / EDWARDS	31.562	4	PEACH / EDWARDS	21.357	7	25	MACLAURIN / HOPE	53.083	53.083	0.000
8	62	WRIGHT / BAILEY	31.639	25	MACLAURIN / HOPE	21.570	8	62	WRIGHT / BAILEY	53.216	53.257	0.041
9	113	HANDCOCK / BEVAN	32.222	62	WRIGHT / BAILEY	21.577	9	65	FAIERS / PLUCKKROS	54.328	54.328	0.000
10	65	FAIERS / PLUCKROSE	32.348	65	FAIERS / PLUCKROSE	21.980	10	113	HANDCOCK / BEVAN	54.369	54.412	0.043
11	83	BUCHANAN / EVANS	32.492	83	BUCHANAN / EVANS	22.132	11	83	BUCHANAN / EVANS	54.624	54.634	0.010
12	13	M. HEGARTY / CHILDS	32.668	113	HANDCOCK / BEVAN	22.147	12	13	M. HEGARTY / CHILD	54.828	55.051	0.223
13	38	MOSS / PYMM	32.974	10	WEBB / HOPE	22.148	13	38	MOSS / PYMM	55.453	55.573	0.120
14	17	THOMAS / COLE	33.181	13	M. HEGARTY / CHILDS	22.160	14	17	THOMAS / COLE	55.569	55.878	0.309
15	1	PEARSON / EASTELL	33.336	17	THOMAS / COLE	22.388	15	10	WEBB / HOPE	55.684	55.949	0.265
16	10	WEBB / HOPE	33.536	38	MOSS / PYMM	22.479	16	1	PEARSON / EASTELL	55.943	56.027	0.084
17	67	JEFFREY / FIELD	34.635	1	PEARSON / EASTELL	22.607	17	67	JEFFREY / FIELD	57.939	58.604	0.665
18	90	PHILLIPS / EDWARDS	35.901	67	JEFFREY / FIELD	23.304	18	90	PHILLIPS / EDWARDS	59.830	59.842	0.012
19	167	PETTMAN / MOSS	38.520	90	PHILLIPS / EDWARDS	23.929	19	167	PETTMAN / MOSS	1:05.226	1:05.226	0.000
20	20	DRISCOLL / CARPENTER	40.344	167	PETTMAN / MOSS	26.706	20	20	DRISCOLL / CARPEN	1:07.094	1:08.043	0.949
21	11	GILBERT / HILDIGE	48.151	20	DRISCOLL / CARPENTER	26.750	21	11	GILBERT / HILDIGE	1:09.138		



# BMCRC - MRO Championships 2023 - Rnd 8 @ Brands Hatch Indy

## BMCRC F1 & F2 Sidecars

### RACE 11 - STATISTICS

**Competitors Started** 21  
**Planned Start** 2023-09-30 @ 15:00:00.000  
**Actual Start** 2023-09-30 @ 14:54:01.072  
**Finish Time** 2023-09-30 @ 15:00:48.424  
**Track Length** 1.2079mi.  
**Total Laps** 137  
**Total Distance Covered** 165.4885mi.

#### Session Fastest Lap History

NO	CL	NAME	LAP TIME	TIME OF DAY	LAP	VEHICLE
91	F1	WILLIAMS / PITT	50.109	14:55:46.467	2	LCR Yamaha
91	F1	WILLIAMS / PITT	49.988	14:56:36.455	3	LCR Yamaha
91	F1	WILLIAMS / PITT	49.903	14:58:16.631	5	LCR Yamaha

#### Session Leader History

NO	CL	NAME	FROM LAP	LAPS LED	DISTANCE	VEHICLE
91	F1	WILLIAMS / PITT	1	8	9.66 miles	LCR Yamaha

#### Flag History

TYPE	TIME OF DAY
GREEN	14:54:01.072
FINISH	15:00:48.424

#### Flag Statistics

TYPE	COUNT	TOTAL LAPS	TOTAL TIME
Green	1	8	8:15.616
Red	0	0	0.000
Safety Car	0	0	0.000
FCY	0	0	0.000

# BMCRC - MRO Championships 2023 - Rnd 8 @ Brands Hatch Indy

## BMCRC F1 & F2 Sidecars

### RACE 11 - STATISTICS

CLASS : F1

13 Starters

#### Fastest Lap History

NO	NAME	LAP TIME	TIME OF DAY	LAP	VEHICLE
91	WILLIAMS / PITT	50.109	14:55:46.467	2	LCR Yamaha
91	WILLIAMS / PITT	49.988	14:56:36.455	3	LCR Yamaha
91	WILLIAMS / PITT	49.903	14:58:16.631	5	LCR Yamaha

#### Leader History

NO	NAME	FROM LAP	LAPS LED	DISTANCE	VEHICLE
91	WILLIAMS / PITT	1	8	9.66 miles	LCR Yamaha

# BMCRC - MRO Championships 2023 - Rnd 8 @ Brands Hatch Indy

## BMCRC F1 & F2 Sidecars

### RACE 11 - STATISTICS

**CLASS : F2**

8 Starters

#### Fastest Lap History

NO	NAME	LAP TIME	TIME OF DAY	LAP	VEHICLE
33	S. HEGARTY / NEAVE	<b>53.494</b>	14:55:53.149	2	Baker HONDA
33	S. HEGARTY / NEAVE	<b>52.900</b>	14:56:46.048	3	Baker HONDA
33	S. HEGARTY / NEAVE	<b>52.512</b>	14:59:25.658	6	Baker HONDA

#### Leader History

NO	NAME	FROM LAP	LAPS LED	DISTANCE	VEHICLE
33	S. HEGARTY / NEAVE	1	7	8.45 miles	Baker HONDA

# BMCRC - MRO Championships 2023 - Rnd 8 @ Brands Hatch Indy

## BMCRC F1 & F2 Sidecars

### RACE 21 - GRID (9 Laps)



ROW 11	22	21	KING / SIGSWORTH	1:08.043	21	20	DRISCOLL / CARPENTER	
ROW 10	20	1:05.226	167	PETTMAN / MOSS	59.842	19	90	PHILLIPS / EDWARDS
ROW 9	18	58.604	67	JEFFREY / FIELD	56.027	17	1	PEARSON / EASTELL
ROW 8	16	55.949	10	WEBB / HOPE	55.878	15	17	THOMAS / COLE
ROW 7	14	55.573	38	MOSS / PYMM	55.051	13	13	M. HEGARTY / CHILDS
ROW 6	12	54.634	83	BUCHANAN / EVANS	54.412	11	113	HANDCOCK / BEVAN
ROW 5	10	54.328	65	FAIERS / PLUCKROSE	53.257	9	62	WRIGHT / BAILEY
ROW 4	8	53.083	11	GILBERT / HILDIGE	53.083	7	25	MACLAURIN / HOPE
ROW 3	6	52.996	4	PEACH / EDWARDS	52.512	5	33	S. HEGARTY / NEAVE
ROW 2	4	52.233	100	R. STEVENS / W. STEVENS	51.602	3	27	P. KIRBY / T. KIRBY
ROW 1	2	51.124	32	GUY / PILMOOR BRADY	49.903	1	91	WILLIAMS / PITT
<b>Pole</b>								

Brands Hatch Indy: 1.2079 miles

These results are provisional until the conclusion of any judicial and technical matters.

Clerk Of Course :	Stewards :	Timekeeper : <i>Craig Smith</i>
-------------------	------------	------------------------------------

Results can be found at [www.tsl-timing.com](http://www.tsl-timing.com)

Printed - 15:08 Saturday, 30 September 2023



# BMCRC - MRO Championships 2023 - Rnd 8 @ Brands Hatch Indy



## BMCRC F1 & F2 Sidecars

### RACE 21 - CLASSIFICATION

POS	NO	CL	PIC NAME	ENTRY	LAPS	TIME	GAP	DIFF	MPH	BEST	ON
1	91	F1	1 WILLIAMS / PITT	LCR Yamaha -	9	7:47.458			83.72	49.857	3
2	32	F1	2 GUY / PILMOOR BRADY	LCR Suzuki - YangiMotorsport	9	7:52.950	5.492	5.492	82.75	51.623	3
3	11	F1	3 GILBERT / HILDIGE	Ryde 1000 - West Ewell fencing	9	7:58.793	11.335	5.843	81.74	51.311	7
4	33	F2	1 S. HEGARTY / NEAVE	Baker HONDA - Sean Hegarty Ltd	9	8:01.415	13.957	2.622	81.29	52.290	7
5	100	F1	4 R. STEVENS / W. STEVENS	Ryde Yamaha R6 -	9	8:03.186	15.728	1.771	80.99	52.255	8
6	4	F1	5 PEACH / EDWARDS	LCR SIDECAR - Lifesafety Motorsport	9	8:03.596	16.138	0.410	80.92	52.237	9
7	25	F1	6 MACLAURIN / HOPE	Ars1 YAMAHA R6 - Amr	9	8:11.742	24.284	8.146	79.58	53.115	8
8	62	F1	7 WRIGHT / BAILEY	RYDE Yamaha F998 - Stainless Steel Designs Ltd.	9	8:15.020	27.562	3.278	79.06	53.702	7
9	13	F2	2 M. HEGARTY / CHILDS	Shelbourne HONDA - Mark Hegarty Surfacing	9	8:23.769	36.311	8.749	77.68	54.474	6
10	113	F2	3 HANDCOCK / BEVAN	Shelbourne F2 - r j contracting	9	8:24.639	37.181	0.870	77.55	54.546	3
11	83	F2	4 BUCHANAN / EVANS	Lumley Kawasaki - Bull Inn Racing	9	8:25.690	38.232	1.051	77.39	54.587	6
12	65	F1	8 FAIERS / PLUCKROSE	Dean Ryde YAMAHA R6 - AWracing Ltd	9	8:25.803	38.345	0.113	77.37	54.690	6
13	38	F1	9 MOSS / PYMM	LCR R6 - LifeSafety Motorsport - CharlieMossRacing	9	8:26.466	39.008	0.663	77.27	54.753	8
14	1	F2	5 PEARSON / EASTELL	LCR SUZUKI 600 - CLEANKILL PEST CONTROL	9	8:27.790	40.332	1.324	77.07	54.521	9
15	10	F1	10 WEBB / HOPE	LCR SUZUKI - N W Services	9	8:36.566	49.108	8.776	75.76	55.189	3
16	67	F1	11 JEFFREY / FIELD	Windle F1 - MJP/wesso racing	8	8:02.411	1 Lap	1 Lap	72.11	58.535	8
17	90	F2	6 PHILLIPS / EDWARDS	MRE F2 - The Green Dragon - Brigstock	8	8:08.617	1 Lap	6.206	71.19	59.781	4
18	167	F1	12 PETTMAN / MOSS	Baker YAMAHA - Wesso Racing	8	8:51.096	1 Lap	42.479	65.50	1:03.907	2
19	20	F2	7 DRISCOLL / CARPENTER	Wintec F2 -	7	8:25.963	2 Laps	1 Lap	60.16	1:07.580	3

#### FASTEST LAP

91	F1	WILLIAMS / PITT	LCR Yamaha -	3	49.857	87.22 mph	140.36 kph
33	F2	S. HEGARTY / NEAVE	Baker HONDA - Sean Hegarty Ltd	7	52.290	83.16 mph	133.83 kph

Class F1 - 92.5% of Race Speed = 77.44 mph

Class F2 - 92.5% of Race Speed = 75.19 mph

Weather / Track : Cloudy / Dry

These results are provisional until the conclusion of any judicial and technical matters.

Race Distance: 9 Laps / 10.87 miles

Brands Hatch Indy: 1.2079 miles

Date: 01/10/2023 Start: 10:15 Finish: 10:23

Clerk Of Course :

Stewards :

Timekeeper :

*Craig Smith*

Results can be found at [www.tsl-timing.com](http://www.tsl-timing.com)

Printed - 10:25 Sunday, 01 October 2023



# BMCRC - MRO Championships 2023 - Rnd 8 @ Brands Hatch Indy

## BMCRC F1 & F2 Sidecars

### RACE 21 - LAP CHART

#### LAP 1 @ 10:16:33.504

NO	BEHIND	LAP TIME
91		55.496
32	1.359	56.855
33	3.150	58.646
100	3.542	59.038
4	4.734	1:00.230
25	4.986	1:00.482
62	6.377	1:01.873
13	6.514	1:02.010
11	6.772	1:02.268
65	7.531	1:03.027
83	8.256	1:03.752
113	8.352	1:03.848
10	8.901	1:04.397
38	9.343	1:04.839
1	9.547	1:05.043
67	11.926	1:07.422
90	12.527	1:08.023
167	15.870	1:11.366
20	24.391	1:19.887

#### LAP 4 @ 10:19:05.007

NO	BEHIND	LAP TIME
91		51.365
32	5.215	51.881
20	1 Lap	1:07.580
33	10.213	52.942
100	10.898	53.438
4	11.642	52.765
11	11.882	52.011
25	15.892	53.870
62	17.122	54.571
13	20.860	55.516
65	21.031	55.023
83	22.061	55.116
113	22.265	54.810
38	23.213	54.872
10	24.994	55.537
1	25.574	55.400
67	38.928	59.414
90	40.488	59.781

#### LAP 7 @ 10:21:36.077

NO	BEHIND	LAP TIME
91		50.334
67	1 Lap	58.694
90	1 Lap	1:00.304
32	10.505	51.905
20	2 Laps	1:09.174
11	17.009	51.311
33	18.270	52.290
100	20.110	52.565
4	20.752	52.675
25	27.374	53.523
62	28.564	53.702
13	34.740	54.955
113	36.253	54.731
65	36.847	55.972
83	37.318	55.435
38	37.958	55.144
1	40.571	55.333
167	1 Lap	1:06.059
10	44.465	57.459

167 1 Lap 1:04.637

#### LAP 2 @ 10:17:23.785

NO	BEHIND	LAP TIME
91		50.281
32	2.933	51.855
33	5.536	52.667
100	5.684	52.423
4	7.601	53.148
25	8.950	54.245
11	9.663	53.172
62	9.837	53.741
13	11.890	55.657
65	12.485	55.235
83	13.215	55.240
113	14.131	56.060
38	14.779	55.717
10	15.490	56.870
1	15.780	56.514
67	20.835	59.190
90	22.042	59.796
167	29.496	1:03.907
20	41.868	1:07.758

#### LAP 5 @ 10:19:55.567

NO	BEHIND	LAP TIME
91		50.560
32	6.829	52.174
167	1 Lap	1:06.682
33	13.555	53.902
11	13.871	52.549
100	15.119	54.781
4	15.871	54.789
25	20.702	55.370
62	21.439	54.877
13	25.821	55.521
65	26.695	56.224
113	27.221	55.516
83	27.806	56.305
38	28.265	55.612
1	30.613	55.599
10	31.172	56.738
20	1 Lap	1:24.328
67	48.025	59.657
90	50.057	1:00.129

#### LAP 8 @ 10:22:25.964

NO	BEHIND	LAP TIME
91		49.887
32	13.063	52.445
67	1 Lap	59.598
11	18.998	51.876
90	1 Lap	1:00.380
33	20.941	52.558
100	22.478	52.255
4	23.403	52.538
20	2 Laps	1:08.781
25	30.602	53.115
62	32.489	53.812
13	40.269	55.416
113	41.268	54.902
65	42.016	55.056
83	42.473	55.042
38	42.824	54.753
1	45.313	54.629
10	51.433	56.855
167	1 Lap	1:06.539

#### LAP 3 @ 10:18:13.642

NO	BEHIND	LAP TIME
91		49.857
32	4.699	51.623
33	8.636	52.957
100	8.825	52.998
4	10.242	52.498
11	11.236	51.430
25	13.387	54.294
62	13.916	53.936
13	16.709	54.676
65	17.373	54.745
83	18.310	54.952
113	18.820	54.546
38	19.706	54.784
10	20.822	55.189
1	21.539	55.616
67	30.879	59.901
90	32.072	59.887
167	44.098	1:04.459

#### LAP 6 @ 10:20:45.743

NO	BEHIND	LAP TIME
91		50.176
32	8.934	52.281
11	16.032	52.337
33	16.314	52.935
100	17.879	52.936
4	18.411	52.716
25	24.185	53.659
62	25.196	53.933
167	1 Lap	1:07.447
13	30.119	54.474
65	31.209	54.690
113	31.856	54.811
83	32.217	54.587
38	33.148	55.059
1	35.572	55.135
10	37.340	56.344

#### LAP 9 @ 10:23:25.466

NO	BEHIND	LAP TIME
91		59.502
32	5.492	51.931
11	11.335	51.839
33	13.957	52.518
67	1 Lap	58.535
100	15.728	52.752
4	16.138	52.237
90	1 Lap	1:00.317
25	24.284	53.184
62	27.562	54.575
13	36.311	55.544
113	37.181	55.415
83	38.232	55.261
65	38.345	55.831
20	2 Laps	1:08.455
38	39.008	55.686
1	40.332	54.521
10	49.108	57.177

# BMCRC - MRO Championships 2023 - Rnd 8 @ Brands Hatch Indy

## BMCRC F1 & F2 Sidecars

### RACE 21 - POSITION CHART

No	Name	Lap										
		Pos	1	2	3	4	5	6	7	8	9	
4	PEACH / EDWARDS	1	91	91	91	91	91	91	91	91	91	
10	WEBB / HOPE	2	32	32	32	32	32	32	32	32	32	
11	GILBERT / HILDIGE	3	33	33	33	33	33	11	11	11	11	
25	MACLAURIN / HOPE	4	100	100	100	100	11	33	33	33	33	
32	GUY / PILMOOR BRAD	5	4	4	4	4	100	100	100	100	100	
38	MOSS / PYMM	6	25	25	11	11	4	4	4	4	4	
62	WRIGHT / BAILEY	7	62	11	25	25	25	25	25	25	25	
65	FAIERS / PLUCKROSE	8	13	62	62	62	62	62	62	62	62	
67	JEFFREY / FIELD	9	11	13	13	13	13	13	13	13	13	
91	WILLIAMS / PITT	10	65	65	65	65	65	65	113	113	113	
100	R. STEVENS / W. STEV	11	83	83	83	83	113	113	65	65	83	
167	PETTMAN / MOSS	12	113	113	113	113	83	83	83	83	65	
1	PEARSON / EASTELL	13	10	38	38	38	38	38	38	38	38	
13	M. HEGARTY / CHILDS	14	38	10	10	10	1	1	1	1	1	
20	DRISCOLL / CARPENT	15	1	1	1	1	10	10	10	10	10	
33	S. HEGARTY / NEAVE	16	67	67	67	67	67	67	67	67	67	
83	BUCHANAN / EVANS	17	90	90	90	90	90	90	90	90	90	
90	PHILLIPS / EDWARDS	18	167	167	167	167	167	167	167	167	167	
113	HANDCOCK / BEVAN	19	20	20	20	20	20	20	20	20	20	

# BMCRC - MRO Championships 2023 - Rnd 8 @ Brands Hatch Indy

## BMCRC F1 & F2 Sidecars

### RACE 21 - SECTOR ANALYSIS



SECTOR 1 = FL to I1, SECTOR 2 = I1 to FL, DIFF = Difference To Personal Best Lap, P = Crossed Finish Line in Pit Lane, D = Time Disallowed

P1 91 F1 WILLIAMS / PITT		LCR Yamaha -				
IDEAL LAP TIME : 49.807		BEST LAP TIME : 49.857		DIFFERENCE : 0.050		
LAP	SECTOR 1	SECTOR 2	LAP TIME	MPH	DIFF	TIME OF DAY
1 -		20.611	55.496	78.35	5.639	10:16:33.504
2 -	29.970	20.311	50.281	86.48	0.424	10:17:23.785
3 -	<b>29.634</b>	20.223	<b>49.857 (1)</b>	<b>87.22</b>		<b>10:18:13.642</b>
4 -	30.627	20.738	51.365	84.66	1.508	10:19:05.007
5 -	30.349	20.211	50.560	86.00	0.703	10:19:55.567
6 -	29.816	20.360	50.176 (3)	86.66	0.319	10:20:45.743
7 -	30.142	20.192	50.334	86.39	0.477	10:21:36.077
8 -	29.714	<b>20.173</b>	49.887 (2)	87.16	0.030	10:22:25.964
9 -	34.183	25.319	59.502	73.08	9.645	10:23:25.466

P2 32 F1 GUY / PILMOOR BRADY		LCR Suzuki - YangiMotorsport				
IDEAL LAP TIME : 51.568		BEST LAP TIME : 51.623		DIFFERENCE : 0.055		
LAP	SECTOR 1	SECTOR 2	LAP TIME	MPH	DIFF	TIME OF DAY
1 -		20.885	56.855	76.48	5.232	10:16:34.863
2 -	30.998	<b>20.857</b>	51.855 (2)	83.86	0.232	10:17:26.718
3 -	<b>30.711</b>	20.912	<b>51.623 (1)</b>	<b>84.23</b>		<b>10:18:18.341</b>
4 -	30.742	21.139	51.881 (3)	83.81	0.258	10:19:10.222
5 -	30.799	21.375	52.174	83.34	0.551	10:20:02.396
6 -	31.013	21.268	52.281	83.17	0.658	10:20:54.677
7 -	30.919	20.986	51.905	83.78	0.282	10:21:46.582
8 -	31.290	21.155	52.445	82.91	0.822	10:22:39.027
9 -	30.870	21.061	51.931	83.73	0.308	10:23:30.958

P3 11 F1 GILBERT / HILDIGE		Ryde 1000 - West Ewell fencing				
IDEAL LAP TIME : 51.164		BEST LAP TIME : 51.311		DIFFERENCE : 0.147		
LAP	SECTOR 1	SECTOR 2	LAP TIME	MPH	DIFF	TIME OF DAY
1 -		21.692	1:02.268	69.83	10.957	10:16:40.276
2 -	31.919	21.253	53.172	81.78	1.861	10:17:33.448
3 -	<b>30.693</b>	20.737	51.430 (2)	84.55	0.119	10:18:24.878
4 -	31.341	20.670	52.011	83.60	0.700	10:19:16.889
5 -	32.078	<b>20.471</b>	52.549	82.75	1.238	10:20:09.438
6 -	31.627	20.710	52.337	83.08	1.026	10:21:01.775
7 -	30.731	20.580	<b>51.311 (1)</b>	<b>84.74</b>		<b>10:21:53.086</b>
8 -	30.937	20.939	51.876	83.82	0.565	10:22:44.962
9 -	31.071	20.768	51.839 (3)	83.88	0.528	10:23:36.801

P4 33 F2 S. HEGARTY / NEAVE		Baker HONDA - Sean Hegarty Ltd				
IDEAL LAP TIME : 52.267		BEST LAP TIME : 52.290		DIFFERENCE : 0.023		
LAP	SECTOR 1	SECTOR 2	LAP TIME	MPH	DIFF	TIME OF DAY
1 -		21.499	58.646	74.14	6.356	10:16:36.654
2 -	31.456	21.211	52.667	82.56	0.377	10:17:29.321
3 -	31.251	21.706	52.957	82.11	0.667	10:18:22.278
4 -	31.542	21.400	52.942	82.13	0.652	10:19:15.220
5 -	32.653	21.249	53.902	80.67	1.612	10:20:09.122
6 -	31.699	21.236	52.935	82.14	0.645	10:21:02.057
7 -	31.229	<b>21.061</b>	<b>52.290 (1)</b>	<b>83.16</b>		<b>10:21:54.347</b>
8 -	31.477	21.081	52.558 (3)	82.73	0.268	10:22:46.905
9 -	<b>31.206</b>	21.312	52.518 (2)	82.80	0.228	10:23:39.423



# BMCRC - MRO Championships 2023 - Rnd 8 @ Brands Hatch Indy

## BMCRC F1 & F2 Sidecars

### RACE 21 - SECTOR ANALYSIS



SECTOR 1 = FL to I1, SECTOR 2 = I1 to FL, DIFF = Difference To Personal Best Lap, P = Crossed Finish Line in Pit Lane, D = Time Disallowed

<b>P5</b>		<b>100 F1</b>		<b>R. STEVENS / W. STEVENS</b>		Ryde Yamaha R6 -	
IDEAL LAP TIME : 52.159		BEST LAP TIME : 52.255		DIFFERENCE : 0.096			
LAP	SECTOR 1	SECTOR 2	LAP TIME	MPH	DIFF	TIME OF DAY	
1 -		21.677	59.038	73.65	6.783	10:16:37.046	
2 -	31.132	21.291	52.423 (2)	82.95	0.168	10:17:29.469	
3 -	<b>31.107</b>	21.891	52.998	82.05	0.743	10:18:22.467	
4 -	31.399	22.039	53.438	81.37	1.183	10:19:15.905	
5 -	33.540	21.241	54.781	79.38	2.526	10:20:10.686	
6 -	31.751	21.185	52.936	82.14	0.681	10:21:03.622	
7 -	31.454	21.111	52.565 (3)	82.72	0.310	10:21:56.187	
<b>8 -</b>	<b>31.203</b>	<b>21.052</b>	<b>52.255 (1)</b>	<b>83.21</b>		<b>10:22:48.442</b>	
9 -	31.460	21.292	52.752	82.43	0.497	10:23:41.194	

<b>P6</b>		<b>4 F1</b>		<b>PEACH / EDWARDS</b>		LCR SIDECAR - Lifesafety Motorsport	
IDEAL LAP TIME : 52.223		BEST LAP TIME : 52.237		DIFFERENCE : 0.014			
LAP	SECTOR 1	SECTOR 2	LAP TIME	MPH	DIFF	TIME OF DAY	
1 -		22.147	1:00.230	72.19	7.993	10:16:38.238	
2 -	31.679	21.469	53.148	81.82	0.911	10:17:31.386	
3 -	31.306	21.192	52.498 (2)	82.83	0.261	10:18:23.884	
4 -	31.415	21.350	52.765	82.41	0.528	10:19:16.649	
5 -	33.304	21.485	54.789	79.37	2.552	10:20:11.438	
6 -	31.521	21.195	52.716	82.49	0.479	10:21:04.154	
7 -	<b>31.096</b>	21.579	52.675	82.55	0.438	10:21:56.829	
8 -	31.333	21.205	52.538 (3)	82.77	0.301	10:22:49.367	
<b>9 -</b>	<b>31.110</b>	<b>21.127</b>	<b>52.237 (1)</b>	<b>83.24</b>		<b>10:23:41.604</b>	

<b>P7</b>		<b>25 F1</b>		<b>MACLAURIN / HOPE</b>		Ars1 YAMAHA R6 - Amr	
IDEAL LAP TIME : 53.115		BEST LAP TIME : 53.115		DIFFERENCE : 0.000			
LAP	SECTOR 1	SECTOR 2	LAP TIME	MPH	DIFF	TIME OF DAY	
1 -		22.608	1:00.482	71.89	7.367	10:16:38.490	
2 -	32.139	22.106	54.245	80.16	1.130	10:17:32.735	
3 -	32.146	22.148	54.294	80.09	1.179	10:18:27.029	
4 -	31.843	22.027	53.870	80.72	0.755	10:19:20.899	
5 -	33.277	22.093	55.370	78.53	2.255	10:20:16.269	
6 -	31.741	21.918	53.659	81.04	0.544	10:21:09.928	
7 -	31.829	21.694	53.523 (3)	81.24	0.408	10:22:03.451	
<b>8 -</b>	<b>31.566</b>	<b>21.549</b>	<b>53.115 (1)</b>	<b>81.87</b>		<b>10:22:56.566</b>	
9 -	31.619	21.565	53.184 (2)	81.76	0.069	10:23:49.750	

<b>P8</b>		<b>62 F1</b>		<b>WRIGHT / BAILEY</b>		RYDE Yamaha F998 - Stainless Steel Designs Ltd.	
IDEAL LAP TIME : 53.493		BEST LAP TIME : 53.702		DIFFERENCE : 0.209			
LAP	SECTOR 1	SECTOR 2	LAP TIME	MPH	DIFF	TIME OF DAY	
1 -		22.103	1:01.873	70.28	8.171	10:16:39.881	
2 -	32.033	21.708	53.741 (2)	80.91	0.039	10:17:33.622	
3 -	32.357	21.579	53.936	80.62	0.234	10:18:27.558	
4 -	32.893	21.678	54.571	79.68	0.869	10:19:22.129	
5 -	33.215	21.662	54.877	79.24	1.175	10:20:17.006	
6 -	32.084	21.849	53.933	80.62	0.231	10:21:10.939	
<b>7 -</b>	<b>32.161</b>	<b>21.541</b>	<b>53.702 (1)</b>	<b>80.97</b>		<b>10:22:04.641</b>	
8 -	<b>31.952</b>	21.860	53.812 (3)	80.81	0.110	10:22:58.453	
9 -	32.657	21.918	54.575	79.68	0.873	10:23:53.028	

# BMCRC - MRO Championships 2023 - Rnd 8 @ Brands Hatch Indy

## BMCRC F1 & F2 Sidecars

### RACE 21 - SECTOR ANALYSIS



SECTOR 1 = FL to I1, SECTOR 2 = I1 to FL, DIFF = Difference To Personal Best Lap, P = Crossed Finish Line in Pit Lane, D = Time Disallowed

P9 13 F2		M. HEGARTY / CHILDS		Shelbourne HONDA - Mark Hegarty Surfacing		
IDEAL LAP TIME : 54.474		BEST LAP TIME : 54.474		DIFFERENCE : 0.000		
LAP	SECTOR 1	SECTOR 2	LAP TIME	MPH	DIFF	TIME OF DAY
1 -		22.340	1:02.010	70.12	7.536	10:16:40.018
2 -	33.389	22.268	55.657	78.13	1.183	10:17:35.675
3 -	32.521	22.155	54.676 (2)	79.53	0.202	10:18:30.351
4 -	33.192	22.324	55.516	78.33	1.042	10:19:25.867
5 -	33.346	22.175	55.521	78.32	1.047	10:20:21.388
6 -	<b>32.417</b>	<b>22.057</b>	<b>54.474 (1)</b>	<b>79.82</b>		<b>10:21:15.862</b>
7 -	32.776	22.179	54.955 (3)	79.13	0.481	10:22:10.817
8 -	33.113	22.303	55.416	78.47	0.942	10:23:06.233
9 -	33.117	22.427	55.544	78.29	1.070	10:24:01.777

P10 113 F2		HANDCOCK / BEVAN		Shelbourne F2 - r j contracting		
IDEAL LAP TIME : 54.109		BEST LAP TIME : 54.546		DIFFERENCE : 0.437		
LAP	SECTOR 1	SECTOR 2	LAP TIME	MPH	DIFF	TIME OF DAY
1 -		22.892	1:03.848	68.10	9.302	10:16:41.856
2 -	33.839	22.221	56.060	77.57	1.514	10:17:37.916
3 -	32.513	22.033	<b>54.546 (1)</b>	<b>79.72</b>		<b>10:18:32.462</b>
4 -	32.602	22.208	54.810 (3)	79.33	0.264	10:19:27.272
5 -	33.623	21.893	55.516	78.33	0.970	10:20:22.788
6 -	32.789	22.022	54.811	79.33	0.265	10:21:17.599
7 -	33.041	<b>21.690</b>	54.731 (2)	79.45	0.185	10:22:12.330
8 -	32.874	22.028	54.902	79.20	0.356	10:23:07.232
9 -	<b>32.419</b>	22.996	55.415	78.47	0.869	10:24:02.647

P11 83 F2		BUCHANAN / EVANS		Lumley Kawasaki - Bull Inn Racing		
IDEAL LAP TIME : 54.587		BEST LAP TIME : 54.587		DIFFERENCE : 0.000		
LAP	SECTOR 1	SECTOR 2	LAP TIME	MPH	DIFF	TIME OF DAY
1 -		22.992	1:03.752	68.21	9.165	10:16:41.760
2 -	32.869	22.371	55.240	78.72	0.653	10:17:37.000
3 -	32.627	22.325	54.952 (2)	79.13	0.365	10:18:31.952
4 -	32.702	22.414	55.116	78.89	0.529	10:19:27.068
5 -	34.045	22.260	56.305	77.23	1.718	10:20:23.373
6 -	<b>32.373</b>	<b>22.214</b>	<b>54.587 (1)</b>	<b>79.66</b>		<b>10:21:17.960</b>
7 -	33.070	22.365	55.435	78.44	0.848	10:22:13.395
8 -	32.681	22.361	55.042 (3)	79.00	0.455	10:23:08.437
9 -	32.698	22.563	55.261	78.69	0.674	10:24:03.698

P12 65 F1		FAIERS / PLUCKROSE		Dean Ryde YAMAHA R6 - AW Racing Ltd		
IDEAL LAP TIME : 54.337		BEST LAP TIME : 54.690		DIFFERENCE : 0.353		
LAP	SECTOR 1	SECTOR 2	LAP TIME	MPH	DIFF	TIME OF DAY
1 -		23.096	1:03.027	68.99	8.337	10:16:41.035
2 -	32.860	22.375	55.235	78.72	0.545	10:17:36.270
3 -	<b>32.231</b>	22.514	54.745 (2)	79.43	0.055	10:18:31.015
4 -	32.812	22.211	55.023 (3)	79.03	0.333	10:19:26.038
5 -	33.715	22.509	56.224	77.34	1.534	10:20:22.262
6 -	32.491	22.199	<b>54.690 (1)</b>	<b>79.51</b>		<b>10:21:16.952</b>
7 -	33.866	<b>22.106</b>	55.972	77.69	1.282	10:22:12.924
8 -	32.564	22.492	55.056	78.98	0.366	10:23:07.980
9 -	33.092	22.739	55.831	77.88	1.141	10:24:03.811

# BMCRC - MRO Championships 2023 - Rnd 8 @ Brands Hatch Indy

## BMCRC F1 & F2 Sidecars

### RACE 21 - SECTOR ANALYSIS



SECTOR 1 = FL to I1, SECTOR 2 = I1 to FL, DIFF = Difference To Personal Best Lap, P = Crossed Finish Line in Pit Lane, D = Time Disallowed

P13 38 F1 MOSS / PYMM			LCR R6 - LifeSafety Motorsport - CharlieMossRacing			
IDEAL LAP TIME : 54.735		BEST LAP TIME : 54.753		DIFFERENCE : 0.018		
LAP	SECTOR 1	SECTOR 2	LAP TIME	MPH	DIFF	TIME OF DAY
1 -		23.218	1:04.839	67.06	10.086	10:16:42.847
2 -	33.377	22.340	55.717	78.04	0.964	10:17:38.564
3 -	<b>32.553</b>	22.231	54.784 (2)	79.37	0.031	10:18:33.348
4 -	32.643	22.229	54.872 (3)	79.24	0.119	10:19:28.220
5 -	33.072	22.540	55.612	78.19	0.859	10:20:23.832
6 -	32.806	22.253	55.059	78.98	0.306	10:21:18.891
7 -	32.622	22.522	55.144	78.85	0.391	10:22:14.035
8 -	32.571	<b>22.182</b>	<b>54.753 (1)</b>	<b>79.42</b>		<b>10:23:08.788</b>
9 -	32.654	23.032	55.686	78.09	0.933	10:24:04.474

P14 1 F2 PEARSON / EASTELL			LCR SUZUKI 600 - CLEANKILL PEST CONTROL			
IDEAL LAP TIME : 54.475		BEST LAP TIME : 54.521		DIFFERENCE : 0.046		
LAP	SECTOR 1	SECTOR 2	LAP TIME	MPH	DIFF	TIME OF DAY
1 -		23.005	1:05.043	66.85	10.522	10:16:43.051
2 -	34.003	22.511	56.514	76.94	1.993	10:17:39.565
3 -	32.714	22.902	55.616	78.18	1.095	10:18:35.181
4 -	32.732	22.668	55.400	78.49	0.879	10:19:30.581
5 -	33.117	22.482	55.599	78.21	1.078	10:20:26.180
6 -	32.645	22.490	55.135 (3)	78.87	0.614	10:21:21.315
7 -	32.504	22.829	55.333	78.58	0.812	10:22:16.648
8 -	32.460	<b>22.169</b>	54.629 (2)	79.60	0.108	10:23:11.277
9 -	<b>32.306</b>	22.215	<b>54.521 (1)</b>	<b>79.76</b>		<b>10:24:05.798</b>

P15 10 F1 WEBB / HOPE			LCR SUZUKI - N W Services			
IDEAL LAP TIME : 55.189		BEST LAP TIME : 55.189		DIFFERENCE : 0.000		
LAP	SECTOR 1	SECTOR 2	LAP TIME	MPH	DIFF	TIME OF DAY
1 -		23.227	1:04.397	67.52	9.208	10:16:42.405
2 -	34.398	22.472	56.870	76.46	1.681	10:17:39.275
3 -	<b>33.022</b>	<b>22.167</b>	<b>55.189 (1)</b>	<b>78.79</b>		<b>10:18:34.464</b>
4 -	33.027	22.510	55.537 (2)	78.30	0.348	10:19:30.001
5 -	34.079	22.659	56.738	76.64	1.549	10:20:26.739
6 -	33.664	22.680	56.344 (3)	77.17	1.155	10:21:23.083
7 -	33.811	23.648	57.459	75.68	2.270	10:22:20.542
8 -	34.281	22.574	56.855	76.48	1.666	10:23:17.397
9 -	34.197	22.980	57.177	76.05	1.988	10:24:14.574

P16 67 F1 JEFFREY / FIELD			Windle F1 - MJP/wesso racing			
IDEAL LAP TIME : 58.418		BEST LAP TIME : 58.535		DIFFERENCE : 0.117		
LAP	SECTOR 1	SECTOR 2	LAP TIME	MPH	DIFF	TIME OF DAY
1 -		23.954	1:07.422	64.49	8.887	10:16:45.430
2 -	35.490	23.700	59.190 (3)	73.46	0.655	10:17:44.620
3 -	35.593	24.308	59.901	72.59	1.366	10:18:44.521
4 -	35.488	23.926	59.414	73.19	0.879	10:19:43.935
5 -	36.142	23.515	59.657	72.89	1.122	10:20:43.592
6 -	35.180	<b>23.514</b>	58.694 (2)	74.08	0.159	10:21:42.286
7 -	35.839	23.759	59.598	72.96	1.063	10:22:41.884
8 -	<b>34.904</b>	23.631	<b>58.535 (1)</b>	<b>74.29</b>		<b>10:23:40.419</b>

# BMCRC - MRO Championships 2023 - Rnd 8 @ Brands Hatch Indy

## BMCRC F1 & F2 Sidecars

### RACE 21 - SECTOR ANALYSIS



SECTOR 1 = FL to I1, SECTOR 2 = I1 to FL, DIFF = Difference To Personal Best Lap, P = Crossed Finish Line in Pit Lane, D = Time Disallowed

P17 90 F2 PHILLIPS / EDWARDS		MRE F2 - The Green Dragon - Brigstock				
IDEAL LAP TIME : 59.367		BEST LAP TIME : 59.781		DIFFERENCE : 0.414		
LAP	SECTOR 1	SECTOR 2	LAP TIME	MPH	DIFF	TIME OF DAY
1 -		24.571	1:08.023	63.92	8.242	10:16:46.031
2 -	36.061	<b>23.735</b>	59.796 (2)	72.72	0.015	10:17:45.827
3 -	<b>35.632</b>	24.255	59.887 (3)	72.61	0.106	10:18:45.714
4 -	35.678	24.103	<b>59.781 (1)</b>	<b>72.74</b>		<b>10:19:45.495</b>
5 -	35.693	24.436	1:00.129	72.32	0.348	10:20:45.624
6 -	36.093	24.211	1:00.304	72.11	0.523	10:21:45.928
7 -	36.181	24.199	1:00.380	72.02	0.599	10:22:46.308
8 -	35.856	24.461	1:00.317	72.09	0.536	10:23:46.625

P18 167 F1 PETTMAN / MOSS		Baker YAMAHA - Wesso Racing				
IDEAL LAP TIME : 1:03.100		BEST LAP TIME : 1:03.907		DIFFERENCE : 0.807		
LAP	SECTOR 1	SECTOR 2	LAP TIME	MPH	DIFF	TIME OF DAY
1 -		<b>25.480</b>	1:11.366	60.93	7.459	10:16:49.374
2 -	<b>37.620</b>	26.287	<b>1:03.907 (1)</b>	<b>68.04</b>		<b>10:17:53.281</b>
3 -	38.613	25.846	1:04.459 (2)	67.46	0.552	10:18:57.740
4 -	39.562	27.120	1:06.682	65.21	2.775	10:20:04.422
5 -	39.979	27.468	1:07.447	64.47	3.540	10:21:11.869
6 -	40.115	25.944	1:06.059	65.82	2.152	10:22:17.928
7 -	39.430	27.109	1:06.539	65.35	2.632	10:23:24.467
8 -	38.650	25.987	1:04.637 (3)	67.27	0.730	10:24:29.104

P19 20 F2 DRISCOLL / CARPENTER		Wintec F2 -				
IDEAL LAP TIME : 1:06.557		BEST LAP TIME : 1:07.580		DIFFERENCE : 1.023		
LAP	SECTOR 1	SECTOR 2	LAP TIME	MPH	DIFF	TIME OF DAY
1 -		27.613	1:19.887	54.43	12.307	10:16:57.895
2 -	41.134	<b>26.624</b>	1:07.758 (2)	64.17	0.178	10:18:05.653
3 -	<b>39.933</b>	27.647	<b>1:07.580 (1)</b>	<b>64.34</b>		<b>10:19:13.233</b>
4 -	57.571	26.757	1:24.328	51.56	16.748	10:20:37.561
5 -	41.648	27.526	1:09.174	62.86	1.594	10:21:46.735
6 -	41.461	27.320	1:08.781	63.22	1.201	10:22:55.516
7 -	41.542	26.913	1:08.455 (3)	63.52	0.875	10:24:03.971

# BMCRC - MRO Championships 2023 - Rnd 8 @ Brands Hatch Indy

## BMCRC F1 & F2 Sidecars

### RACE 21 - BEST SECTORS

SECTOR 1			SECTOR 2			IDEAL / BEST COMPARISON						
POS	NO	NAME	TIME	NO	NAME	TIME	POS	NO	NAME	IDEAL	BEST	DIFF
									<b>PERFECT LAP</b>	<b>49.807</b>		
1	91	WILLIAMS / PITT	29.634	91	WILLIAMS / PITT	20.173	1	91	WILLIAMS / PITT	49.807	49.857	0.050
2	11	GILBERT / HILDIGE	30.693	11	GILBERT / HILDIGE	20.471	2	11	GILBERT / HILDIGE	51.164	51.311	0.147
3	32	GUY / PILMOOR BRADY	30.711	32	GUY / PILMOOR BRADY	20.857	3	32	GUY / PILMOOR BRA	51.568	51.623	0.055
4	4	PEACH / EDWARDS	31.096	100	R. STEVENS / W. STEVENS	21.052	4	100	R. STEVENS / W. STE	52.159	52.255	0.096
5	100	R. STEVENS / W. STEVENS	31.107	33	S. HEGARTY / NEAVE	21.061	5	4	PEACH / EDWARDS	52.223	52.237	0.014
6	33	S. HEGARTY / NEAVE	31.206	4	PEACH / EDWARDS	21.127	6	33	S. HEGARTY / NEAV	52.267	52.290	0.023
7	25	MACLAURIN / HOPE	31.566	62	WRIGHT / BAILEY	21.541	7	25	MACLAURIN / HOPE	53.115	53.115	0.000
8	62	WRIGHT / BAILEY	31.952	25	MACLAURIN / HOPE	21.549	8	62	WRIGHT / BAILEY	53.493	53.702	0.209
9	65	FAIERS / PLUCKROSE	32.231	113	HANDCOCK / BEVAN	21.690	9	113	HANDCOCK / BEVAN	54.109	54.546	0.437
10	1	PEARSON / EASTELL	32.306	13	M. HEGARTY / CHILDS	22.057	10	65	FAIERS / PLUCKROS	54.337	54.690	0.353
11	83	BUCHANAN / EVANS	32.373	65	FAIERS / PLUCKROSE	22.106	11	13	M. HEGARTY / CHILD	54.474	54.474	0.000
12	13	M. HEGARTY / CHILDS	32.417	10	WEBB / HOPE	22.167	12	1	PEARSON / EASTELL	54.475	54.521	0.046
13	113	HANDCOCK / BEVAN	32.419	1	PEARSON / EASTELL	22.169	13	83	BUCHANAN / EVANS	54.587	54.587	0.000
14	38	MOSS / PYMM	32.553	38	MOSS / PYMM	22.182	14	38	MOSS / PYMM	54.735	54.753	0.018
15	10	WEBB / HOPE	33.022	83	BUCHANAN / EVANS	22.214	15	10	WEBB / HOPE	55.189	55.189	0.000
16	67	JEFFREY / FIELD	34.904	67	JEFFREY / FIELD	23.514	16	67	JEFFREY / FIELD	58.418	58.535	0.117
17	90	PHILLIPS / EDWARDS	35.632	90	PHILLIPS / EDWARDS	23.735	17	90	PHILLIPS / EDWARDS	59.367	59.781	0.414
18	167	PETTMAN / MOSS	37.620	167	PETTMAN / MOSS	25.480	18	167	PETTMAN / MOSS	1:03.100	1:03.907	0.807
19	20	DRISCOLL / CARPENTER	39.933	20	DRISCOLL / CARPENTER	26.624	19	20	DRISCOLL / CARPEN	1:06.557	1:07.580	1.023

# BMCRC - MRO Championships 2023 - Rnd 8 @ Brands Hatch Indy

## BMCRC F1 & F2 Sidecars

### RACE 21 - STATISTICS

**Competitors Started** 19  
**Planned Start** 2023-10-01 @ 10:13:00.000  
**Actual Start** 2023-10-01 @ 10:15:38.007  
**Finish Time** 2023-10-01 @ 10:23:25.465  
**Track Length** 1.2079mi.  
**Total Laps** 166  
**Total Distance Covered** 200.5189mi.

#### Session Fastest Lap History

NO	CL	NAME	LAP TIME	TIME OF DAY	LAP	VEHICLE
91	F1	WILLIAMS / PITT	50.281	10:17:23.802	2	LCR Yamaha
91	F1	WILLIAMS / PITT	49.857	10:18:13.658	3	LCR Yamaha

#### Session Leader History

NO	CL	NAME	FROM LAP	LAPS LED	DISTANCE	VEHICLE
91	F1	WILLIAMS / PITT	1	9	10.87 miles	LCR Yamaha

#### Flag History

TYPE	TIME OF DAY
GREEN	10:15:38.007
FINISH	10:23:25.465

#### Flag Statistics

TYPE	COUNT	TOTAL LAPS	TOTAL TIME
Green	1	9	8:53.979
Red	0	0	0.000
Safety Car	0	0	0.000
FCY	0	0	0.000

# BMCRC - MRO Championships 2023 - Rnd 8 @ Brands Hatch Indy

## BMCRC F1 & F2 Sidecars

### RACE 21 - STATISTICS

**CLASS : F1**

12 Starters

#### Fastest Lap History

NO	NAME	LAP TIME	TIME OF DAY	LAP	VEHICLE
91	WILLIAMS / PITT	50.281	10:17:23.802	2	LCR Yamaha
91	WILLIAMS / PITT	49.857	10:18:13.658	3	LCR Yamaha

#### Leader History

NO	NAME	FROM LAP	LAPS LED	DISTANCE	VEHICLE
91	WILLIAMS / PITT	1	9	10.87 miles	LCR Yamaha

# BMCRC - MRO Championships 2023 - Rnd 8 @ Brands Hatch Indy

## BMCRC F1 & F2 Sidecars

### RACE 21 - STATISTICS

**CLASS : F2**

7 Starters

#### Fastest Lap History

NO	NAME	LAP TIME	TIME OF DAY	LAP	VEHICLE
33	S. HEGARTY / NEAVE	<b>52.667</b>	10:17:29.357	2	Baker HONDA
33	S. HEGARTY / NEAVE	<b>52.290</b>	10:21:54.387	7	Baker HONDA

#### Leader History

NO	NAME	FROM LAP	LAPS LED	DISTANCE	VEHICLE
33	S. HEGARTY / NEAVE	1	9	10.87 miles	Baker HONDA



# BMCRC - MRO Championships 2023 - Rnd 8 @ Brands Hatch Indy



## BMCRC F1 & F2 Sidecars

### RACE 11 - GRID (11 Laps)

ROW 11			21	<b>17</b> THOMAS / COLE			
ROW 10	20	<b>27</b> P. KIRBY / T. KIRBY		1:07.580	19	<b>20</b> DRISCOLL / CARPENTER	
ROW 9			1:03.907		59.781	17	<b>90</b> PHILLIPS / EDWARDS
ROW 8	16	<b>67</b> JEFFREY / FIELD	58.535		55.189	15	<b>10</b> WEBB / HOPE
ROW 7			54.753		54.690	13	<b>65</b> FAIERS / PLUCKROSE
ROW 6	12	<b>83</b> BUCHANAN / EVANS	54.587		54.546	11	<b>113</b> HANDCOCK / BEVAN
ROW 5			54.521		54.474	9	<b>13</b> M. HEGARTY / CHILDS
ROW 4	8	<b>62</b> WRIGHT / BAILEY	53.702		53.115	7	<b>25</b> MACLAURIN / HOPE
ROW 3			52.290		52.255	5	<b>100</b> R. STEVENS / W. STEVENS
ROW 2	4	<b>4</b> PEACH / EDWARDS	52.237		51.623	3	<b>32</b> GUY / PILMOOR BRADY
ROW 1			51.311		49.857	1	<b>91</b> WILLIAMS / PITT
<b>Pole</b>							

Brands Hatch Indy: 1.2079 miles

These results are provisional until the conclusion of any judicial and technical matters.

Clerk Of Course :	Stewards :	Timekeeper : <i>Craig Smith</i>
-------------------	------------	------------------------------------

Results can be found at [www.tsl-timing.com](http://www.tsl-timing.com)

Printed - 10:27 Sunday, 01 October 2023



# BMCRC - MRO Championships 2023 - Rnd 8 @ Brands Hatch Indy



## BMCRC F1 & F2 Sidecars

### RACE 11 - CLASSIFICATION

POS	NO	CL	PIC NAME	ENTRY	LAPS	TIME	GAP	DIFF	MPH	BEST	ON
1	32	F1	1 GUY / PILMOOR BRADY	LCR Suzuki - YangiMotorsport	9	7:49.149			83.42	50.874	2
2	100	F1	2 R. STEVENS / W. STEVENS	Ryde Yamaha R6 -	9	7:58.212	9.063	9.063	81.84	51.851	8
3	4	F1	3 PEACH / EDWARDS	LCR SIDECAR - Lifesafety Motorsport	9	8:01.831	12.682	3.619	81.22	52.015	9
4	33	F2	1 S. HEGARTY / NEAVE	Baker HONDA - Sean Hegarty ltd	9	8:03.014	13.865	1.183	81.02	52.756	6
5	62	F1	4 WRIGHT / BAILEY	RYDE Yamaha F998 - Stainless Steel Designs Ltd.	9	8:07.977	18.828	4.963	80.20	53.145	2
6	25	F1	5 MACLAURIN / HOPE	Ars1 YAMAHA R6 - Amr	9	8:11.079	21.930	3.102	79.69	52.519	8
7	13	F2	2 M. HEGARTY / CHILDS	Shelbourne HONDA - Mark Hegarty Surfacing	9	8:16.852	27.703	5.773	78.77	53.882	3
8	113	F2	3 HANDCOCK / BEVAN	Shelbourne F2 - rj contracting	9	8:17.335	28.186	0.483	78.69	54.042	4
9	83	F2	4 BUCHANAN / EVANS	Lumley Kawasaki - Bull Inn Racing	9	8:21.957	32.808	4.622	77.96	54.435	7
10	65	F1	6 FAIERS / PLUCKROSE	Dean Ryde YAMAHA R6 - AWracing ltd	9	8:22.239	33.090	0.282	77.92	54.232	3
11	1	F2	5 PEARSON / EASTELL	LCR SUZUKI 600 - CLEANKILL PEST CONTROL	9	8:22.392	33.243	0.153	77.90	54.531	8
12	67	F1	7 JEFFREY / FIELD	Windle F1 - MJP/wesso racing	8	7:53.784	1 Lap	1 Lap	73.42	57.433	8
13	90	F2	6 PHILLIPS / EDWARDS	MRE F2 - The Green Dragon - Brigstock	8	8:15.030	1 Lap	21.246	70.27	59.796	2
14	20	F2	7 DRISCOLL / CARPENTER	Wintec F2 -	7	7:50.852	2 Laps	1 Lap	64.64	1:04.930	5

#### FASTEST LAP

32	F1	GUY / PILMOOR BRADY	LCR Suzuki - YangiMotorsport	2	50.874	85.47 mph	137.56 kph
33	F2	S. HEGARTY / NEAVE	Baker HONDA - Sean Hegarty ltd	6	52.756	82.42 mph	132.65 kph

Class F1 - 92.5% of Race Speed = 77.16 mph

Class F2 - 92.5% of Race Speed = 74.94 mph

Weather / Track : Cloudy / Dry

These results are provisional until the conclusion of any judicial and technical matters.

Race Distance: 9 Laps / 10.87 miles

Brands Hatch Indy: 1.2079 miles

Date: 01/10/2023 Start: 14:05 Finish: 14:13

Clerk Of Course :

Stewards :

Timekeeper :

*Craig Smith*

Results can be found at [www.tsl-timing.com](http://www.tsl-timing.com)

Printed - 14:17 Sunday, 01 October 2023



# BMCRC - MRO Championships 2023 - Rnd 8 @ Brands Hatch Indy

## BMCRC F1 & F2 Sidecars

### RACE 11 - LAP CHART

LAP 1 @ 14:06:51.666		
NO	BEHIND	LAP TIME

32		56.212
33	1.921	58.133
4	2.054	58.266
100	2.468	58.680
62	3.713	59.925
13	4.737	1:00.949
113	5.607	1:01.819
25	5.719	1:01.931
83	6.009	1:02.221
65	6.854	1:03.066
1	7.400	1:03.612
67	9.552	1:05.764
90	11.527	1:07.739
20	18.296	1:14.508

LAP 2 @ 14:07:42.540		
NO	BEHIND	LAP TIME

32		50.874
4	3.970	52.790
33	4.075	53.028
100	4.362	52.768
62	5.984	53.145
13	8.342	54.479
25	8.844	53.999
113	9.641	54.908
83	10.163	55.028
65	10.792	54.812
1	11.310	54.784
67	17.097	58.419
90	20.449	59.796
20	33.923	1:06.501

LAP 3 @ 14:08:33.502		
NO	BEHIND	LAP TIME

32		50.962
33	5.997	52.884
4	6.091	53.083
100	6.395	52.995
62	8.874	53.852
13	11.262	53.882
25	11.574	53.692
113	13.067	54.388
83	13.914	54.713
65	14.062	54.232
1	15.202	54.854
67	23.809	57.674
90	29.586	1:00.099
20	49.371	1:06.410

LAP 4 @ 14:09:24.997		
NO	BEHIND	LAP TIME

32		51.495
100	7.697	52.797
33	8.027	53.525
4	8.314	53.718
62	10.744	53.365
13	14.296	54.529
25	14.553	54.474
113	15.614	54.042
65	17.529	54.962
83	17.923	55.504

1	18.586	54.879
67	30.971	58.657
90	38.455	1:00.364

LAP 5 @ 14:10:16.973		
NO	BEHIND	LAP TIME

32		51.976
100	8.655	52.934
33	9.259	53.208
4	9.739	53.401
62	12.182	53.414
20	1 Lap	1:06.601
13	16.944	54.624
25	17.046	54.469
113	17.923	54.285
65	19.882	54.329
83	20.933	54.986
1	21.593	54.983
67	37.367	58.372
90	48.099	1:01.620

LAP 6 @ 14:11:08.184		
NO	BEHIND	LAP TIME

32		51.211
100	9.623	52.179
33	10.804	52.756
4	11.016	52.488
62	14.486	53.515
25	19.677	53.842
13	19.697	53.964
113	21.634	54.922
65	25.354	56.683
83	25.433	55.711
1	25.623	55.241
20	1 Lap	1:04.930
67	45.225	59.069

LAP 7 @ 14:11:59.785		
NO	BEHIND	LAP TIME

32		51.601
90	1 Lap	1:01.109
100	9.933	51.911
33	12.072	52.869
4	12.200	52.785
62	16.542	53.657
25	20.699	52.623
13	23.017	54.921
113	24.374	54.341
83	28.267	54.435
65	28.577	54.824
1	28.963	54.941
20	1 Lap	1:06.376

LAP 8 @ 14:12:51.689		
NO	BEHIND	LAP TIME

32		51.904
67	1 Lap	58.396
100	9.880	51.851
33	13.455	53.287
4	13.581	53.285
90	1 Lap	1:02.011
62	17.957	53.319
25	21.314	52.519

13	25.903	54.790
113	26.636	54.166
83	31.124	54.761
65	31.391	54.718
1	31.590	54.531

LAP 9 @ 14:13:44.603		
NO	BEHIND	LAP TIME

32		52.914
20	2 Laps	1:05.526
67	1 Lap	57.433
100	9.063	52.097
4	12.682	52.015
33	13.865	53.324
62	18.828	53.785
25	21.930	53.530
90	1 Lap	1:02.292
13	27.703	54.714
113	28.186	54.464
83	32.808	54.598
65	33.090	54.613
1	33.243	54.567

# BMCRC - MRO Championships 2023 - Rnd 8 @ Brands Hatch Indy

## BMCRC F1 & F2 Sidecars

### RACE 11 - POSITION CHART

No	Name	Lap										
		Pos	1	2	3	4	5	6	7	8	9	
32	GUY / PILMOOR BRAD	1	32	32	32	32	32	32	32	32	32	32
4	PEACH / EDWARDS	2	33	4	33	100	100	100	100	100	100	100
100	R. STEVENS / W. STEV	3	4	33	4	33	33	33	33	33	4	
33	S. HEGARTY / NEAVE	4	100	100	100	4	4	4	4	4	33	
25	MACLAURIN / HOPE	5	62	62	62	62	62	62	62	62	62	62
62	WRIGHT / BAILEY	6	13	13	13	13	13	25	25	25	25	
13	M. HEGARTY / CHILDS	7	113	25	25	25	25	13	13	13	13	
1	PEARSON / EASTELL	8	25	113	113	113	113	113	113	113	113	
113	HANDCOCK / BEVAN	9	83	83	83	65	65	65	83	83	83	
83	BUCHANAN / EVANS	10	65	65	65	83	83	83	65	65	65	
65	FAIERS / PLUCKROSE	11	1	1	1	1	1	1	1	1	1	
67	JEFFREY / FIELD	12	67	67	67	67	67	67	67	67	67	
90	PHILLIPS / EDWARDS	13	90	90	90	90	90	90	90	90	90	
20	DRISCOLL / CARPENT	14	20	20	20	20	20	20	20	20	20	

# BMCRC - MRO Championships 2023 - Rnd 8 @ Brands Hatch Indy

## BMCRC F1 & F2 Sidecars

### RACE 11 - SECTOR ANALYSIS



SECTOR 1 = FL to I1, SECTOR 2 = I1 to FL, DIFF = Difference To Personal Best Lap, P = Crossed Finish Line in Pit Lane, D = Time Disallowed

P1 32 F1		GUY / PILMOOR BRADY		LCR Suzuki - YangiMotorsport		
IDEAL LAP TIME : 50.874		BEST LAP TIME : 50.874		DIFFERENCE : 0.000		
LAP	SECTOR 1	SECTOR 2	LAP TIME	MPH	DIFF	TIME OF DAY
1 -		20.563	56.212	77.36	5.338	14:06:51.666
2 -	<b>30.327</b>	<b>20.547</b>	<b>50.874 (1)</b>	<b>85.47</b>		<b>14:07:42.540</b>
3 -	30.407	20.555	50.962 (2)	85.33	0.088	14:08:33.502
4 -	30.807	20.688	51.495	84.44	0.621	14:09:24.997
5 -	31.201	20.775	51.976	83.66	1.102	14:10:16.973
6 -	30.423	20.788	51.211 (3)	84.91	0.337	14:11:08.184
7 -	31.044	20.557	51.601	84.27	0.727	14:11:59.785
8 -	30.768	21.136	51.904	83.78	1.030	14:12:51.689
9 -	30.779	22.135	52.914	82.18	2.040	14:13:44.603

P2 100 F1		R. STEVENS / W. STEVENS		Ryde Yamaha R6 -		
IDEAL LAP TIME : 51.800		BEST LAP TIME : 51.851		DIFFERENCE : 0.051		
LAP	SECTOR 1	SECTOR 2	LAP TIME	MPH	DIFF	TIME OF DAY
1 -		21.451	58.680	74.10	6.829	14:06:54.134
2 -	31.451	21.317	52.768	82.40	0.917	14:07:46.902
3 -	31.546	21.449	52.995	82.05	1.144	14:08:39.897
4 -	31.331	21.466	52.797	82.36	0.946	14:09:32.694
5 -	31.055	21.879	52.934	82.15	1.083	14:10:25.628
6 -	31.067	21.112	52.179	83.34	0.328	14:11:17.807
7 -	<b>30.858</b>	21.053	51.911 (2)	83.77	0.060	14:12:09.718
8 -	30.909	<b>20.942</b>	<b>51.851 (1)</b>	<b>83.86</b>		<b>14:13:01.569</b>
9 -	30.982	21.115	52.097 (3)	83.47	0.246	14:13:53.666

P3 4 F1		PEACH / EDWARDS		LCR SIDECAR - Lifesafety Motorsport		
IDEAL LAP TIME : 52.004		BEST LAP TIME : 52.015		DIFFERENCE : 0.011		
LAP	SECTOR 1	SECTOR 2	LAP TIME	MPH	DIFF	TIME OF DAY
1 -		21.477	58.266	74.63	6.251	14:06:53.720
2 -	31.504	21.286	52.790	82.37	0.775	14:07:46.510
3 -	31.758	21.325	53.083	81.92	1.068	14:08:39.593
4 -	31.802	21.916	53.718	80.95	1.703	14:09:33.311
5 -	31.346	22.055	53.401	81.43	1.386	14:10:26.712
6 -	<b>31.051</b>	21.437	52.488 (2)	82.84	0.473	14:11:19.200
7 -	31.381	21.404	52.785 (3)	82.38	0.770	14:12:11.985
8 -	31.482	21.803	53.285	81.61	1.270	14:13:05.270
9 -	31.062	<b>20.953</b>	<b>52.015 (1)</b>	<b>83.60</b>		<b>14:13:57.285</b>

P4 33 F2		S. HEGARTY / NEAVE		Baker HONDA - Sean Hegarty Ltd		
IDEAL LAP TIME : 52.732		BEST LAP TIME : 52.756		DIFFERENCE : 0.024		
LAP	SECTOR 1	SECTOR 2	LAP TIME	MPH	DIFF	TIME OF DAY
1 -		21.392	58.133	74.80	5.377	14:06:53.587
2 -	31.681	<b>21.347</b>	53.028	82.00	0.272	14:07:46.615
3 -	31.493	21.391	52.884 (3)	82.22	0.128	14:08:39.499
4 -	31.722	21.803	53.525	81.24	0.769	14:09:33.024
5 -	31.551	21.657	53.208	81.72	0.452	14:10:26.232
6 -	<b>31.385</b>	21.371	<b>52.756 (1)</b>	<b>82.42</b>		<b>14:11:18.988</b>
7 -	31.489	21.380	52.869 (2)	82.25	0.113	14:12:11.857
8 -	31.512	21.775	53.287	81.60	0.531	14:13:05.144
9 -	31.894	21.430	53.324	81.55	0.568	14:13:58.468

# BMCRC - MRO Championships 2023 - Rnd 8 @ Brands Hatch Indy

## BMCRC F1 & F2 Sidecars

### RACE 11 - SECTOR ANALYSIS



SECTOR 1 = FL to I1, SECTOR 2 = I1 to FL, DIFF = Difference To Personal Best Lap, P = Crossed Finish Line in Pit Lane, D = Time Disallowed

P5 62 F1		WRIGHT / BAILEY		RYDE Yamaha F998 - Stainless Steel Designs Ltd.			
IDEAL LAP TIME : 53.090		BEST LAP TIME : 53.145		DIFFERENCE : 0.055			
LAP	SECTOR 1	SECTOR 2	LAP TIME	MPH	DIFF	TIME OF DAY	
1 -		21.577	59.925	72.56	6.780	14:06:55.379	
2 -	<b>31.598</b>	21.547	<b>53.145 (1)</b>	<b>81.82</b>		<b>14:07:48.524</b>	
3 -	31.927	21.925	53.852	80.75	0.707	14:08:42.376	
4 -	31.830	21.535	53.365 (3)	81.48	0.220	14:09:35.741	
5 -	31.733	21.681	53.414	81.41	0.269	14:10:29.155	
6 -	31.825	21.690	53.515	81.25	0.370	14:11:22.670	
7 -	31.998	21.659	53.657	81.04	0.512	14:12:16.327	
8 -	31.827	<b>21.492</b>	53.319 (2)	81.55	0.174	14:13:09.646	
9 -	32.021	21.764	53.785	80.85	0.640	14:14:03.431	

P6 25 F1		MACLAURIN / HOPE		Ars1 YAMAHA R6 - Amr			
IDEAL LAP TIME : 52.471		BEST LAP TIME : 52.519		DIFFERENCE : 0.048			
LAP	SECTOR 1	SECTOR 2	LAP TIME	MPH	DIFF	TIME OF DAY	
1 -		22.286	1:01.931	70.21	9.412	14:06:57.385	
2 -	31.712	22.287	53.999	80.53	1.480	14:07:51.384	
3 -	31.774	21.918	53.692	80.99	1.173	14:08:45.076	
4 -	32.328	22.146	54.474	79.82	1.955	14:09:39.550	
5 -	32.571	21.898	54.469	79.83	1.950	14:10:34.019	
6 -	31.955	21.887	53.842	80.76	1.323	14:11:27.861	
7 -	<b>31.223</b>	21.400	52.623 (2)	82.63	0.104	14:12:20.484	
8 -	31.271	<b>21.248</b>	<b>52.519 (1)</b>	<b>82.80</b>		<b>14:13:13.003</b>	
9 -	31.785	21.745	53.530 (3)	81.23	1.011	14:14:06.533	

P7 13 F2		M. HEGARTY / CHILDS		Shelbourne HONDA - Mark Hegarty Surfacing			
IDEAL LAP TIME : 53.670		BEST LAP TIME : 53.882		DIFFERENCE : 0.212			
LAP	SECTOR 1	SECTOR 2	LAP TIME	MPH	DIFF	TIME OF DAY	
1 -		22.507	1:00.949	71.34	7.067	14:06:56.403	
2 -	32.523	21.956	54.479 (3)	79.82	0.597	14:07:50.882	
3 -	32.237	<b>21.645</b>	<b>53.882 (1)</b>	<b>80.70</b>		<b>14:08:44.764</b>	
4 -	32.523	22.006	54.529	79.74	0.647	14:09:39.293	
5 -	32.676	21.948	54.624	79.60	0.742	14:10:33.917	
6 -	<b>32.025</b>	21.939	53.964 (2)	80.58	0.082	14:11:27.881	
7 -	32.738	22.183	54.921	79.17	1.039	14:12:22.802	
8 -	32.624	22.166	54.790	79.36	0.908	14:13:17.592	
9 -	32.683	22.031	54.714	79.47	0.832	14:14:12.306	

P8 113 F2		HANDCOCK / BEVAN		Shelbourne F2 - rj contracting			
IDEAL LAP TIME : 54.001		BEST LAP TIME : 54.042		DIFFERENCE : 0.041			
LAP	SECTOR 1	SECTOR 2	LAP TIME	MPH	DIFF	TIME OF DAY	
1 -		22.287	1:01.819	70.34	7.777	14:06:57.273	
2 -	32.848	22.060	54.908	79.19	0.866	14:07:52.181	
3 -	32.412	<b>21.976</b>	54.388	79.95	0.346	14:08:46.569	
4 -	<b>32.025</b>	22.017	<b>54.042 (1)</b>	<b>80.46</b>		<b>14:09:40.611</b>	
5 -	32.206	22.079	54.285 (3)	80.10	0.243	14:10:34.896	
6 -	32.847	22.075	54.922	79.17	0.880	14:11:29.818	
7 -	32.316	22.025	54.341	80.02	0.299	14:12:24.159	
8 -	32.147	22.019	54.166 (2)	80.28	0.124	14:13:18.325	
9 -	32.321	22.143	54.464	79.84	0.422	14:14:12.789	

# BMCRC - MRO Championships 2023 - Rnd 8 @ Brands Hatch Indy

## BMCRC F1 & F2 Sidecars

### RACE 11 - SECTOR ANALYSIS



SECTOR 1 = FL to I1, SECTOR 2 = I1 to FL, DIFF = Difference To Personal Best Lap, P = Crossed Finish Line in Pit Lane, D = Time Disallowed

P9 83 F2		BUCHANAN / EVANS		Lumley Kawasaki - Bull Inn Racing			
IDEAL LAP TIME : 54.347		BEST LAP TIME : 54.435		DIFFERENCE : 0.088			
LAP	SECTOR 1	SECTOR 2	LAP TIME	MPH	DIFF	TIME OF DAY	
1 -		22.480	1:02.221	69.88	7.786	14:06:57.675	
2 -	32.882	<b>22.146</b>	55.028	79.02	0.593	14:07:52.703	
3 -	32.390	22.323	54.713 (3)	79.48	0.278	14:08:47.416	
4 -	32.675	22.829	55.504	78.34	1.069	14:09:42.920	
5 -	32.693	22.293	54.986	79.08	0.551	14:10:37.906	
6 -	32.582	23.129	55.711	78.05	1.276	14:11:33.617	
7 -	<b>32.201</b>	22.234	<b>54.435 (1)</b>	<b>79.88</b>		<b>14:12:28.052</b>	
8 -	32.558	22.203	54.761	79.41	0.326	14:13:22.813	
9 -	32.420	22.178	54.598 (2)	79.64	0.163	14:14:17.411	

P10 65 F1		FAIERS / PLUCKROSE		Dean Ryde YAMAHA R6 - AWracing ltd			
IDEAL LAP TIME : 54.211		BEST LAP TIME : 54.232		DIFFERENCE : 0.021			
LAP	SECTOR 1	SECTOR 2	LAP TIME	MPH	DIFF	TIME OF DAY	
1 -		22.585	1:03.066	68.95	8.834	14:06:58.520	
2 -	32.731	<b>22.081</b>	54.812	79.33	0.580	14:07:53.332	
3 -	<b>32.130</b>	22.102	<b>54.232 (1)</b>	<b>80.18</b>		<b>14:08:47.564</b>	
4 -	32.536	22.426	54.962	79.12	0.730	14:09:42.526	
5 -	32.205	22.124	54.329 (2)	80.04	0.097	14:10:36.855	
6 -	32.354	24.329	56.683	76.71	2.451	14:11:33.538	
7 -	32.620	22.204	54.824	79.31	0.592	14:12:28.362	
8 -	32.550	22.168	54.718	79.47	0.486	14:13:23.080	
9 -	32.188	22.425	54.613 (3)	79.62	0.381	14:14:17.693	

P11 1 F2		PEARSON / EASTELL		LCR SUZUKI 600 - CLEANKILL PEST CONTROL			
IDEAL LAP TIME : 54.511		BEST LAP TIME : 54.531		DIFFERENCE : 0.020			
LAP	SECTOR 1	SECTOR 2	LAP TIME	MPH	DIFF	TIME OF DAY	
1 -		23.130	1:03.612	68.36	9.081	14:06:59.066	
2 -	32.699	22.085	54.784 (3)	79.37	0.253	14:07:53.850	
3 -	32.773	22.081	54.854	79.27	0.323	14:08:48.704	
4 -	32.450	22.429	54.879	79.23	0.348	14:09:43.583	
5 -	32.792	22.191	54.983	79.08	0.452	14:10:38.566	
6 -	32.544	22.697	55.241	78.72	0.710	14:11:33.807	
7 -	32.769	22.172	54.941	79.15	0.410	14:12:28.748	
8 -	<b>32.448</b>	22.083	<b>54.531 (1)</b>	<b>79.74</b>		<b>14:13:23.279</b>	
9 -	32.504	<b>22.063</b>	54.567 (2)	79.69	0.036	14:14:17.846	

P12 67 F1		JEFFREY / FIELD		Windle F1 - MJP/wesso racing			
IDEAL LAP TIME : 57.433		BEST LAP TIME : 57.433		DIFFERENCE : 0.000			
LAP	SECTOR 1	SECTOR 2	LAP TIME	MPH	DIFF	TIME OF DAY	
1 -		23.724	1:05.764	66.12	8.331	14:07:01.218	
2 -	34.933	23.486	58.419	74.43	0.986	14:07:59.637	
3 -	34.419	23.255	57.674 (2)	75.39	0.241	14:08:57.311	
4 -	35.029	23.628	58.657	74.13	1.224	14:09:55.968	
5 -	34.957	23.415	58.372 (3)	74.49	0.939	14:10:54.340	
6 -	35.311	23.758	59.069	73.61	1.636	14:11:53.409	
7 -	35.053	23.343	58.396	74.46	0.963	14:12:51.805	
8 -	<b>34.264</b>	<b>23.169</b>	<b>57.433 (1)</b>	<b>75.71</b>		<b>14:13:49.238</b>	

# BMCRC - MRO Championships 2023 - Rnd 8 @ Brands Hatch Indy

## BMCRC F1 & F2 Sidecars

### RACE 11 - SECTOR ANALYSIS



SECTOR 1 = FL to I1, SECTOR 2 = I1 to FL, DIFF = Difference To Personal Best Lap, P = Crossed Finish Line in Pit Lane, D = Time Disallowed

P13 90 F2 PHILLIPS / EDWARDS		MRE F2 - The Green Dragon - Brigstock				
IDEAL LAP TIME : 59.792		BEST LAP TIME : 59.796		DIFFERENCE : 0.004		
LAP	SECTOR 1	SECTOR 2	LAP TIME	MPH	DIFF	TIME OF DAY
1 -		24.426	1:07.739	64.19	7.943	14:07:03.193
2 -	<b>35.622</b>	24.174	<b>59.796 (1)</b>	<b>72.72</b>		<b>14:08:02.989</b>
3 -	35.929	<b>24.170</b>	1:00.099 (2)	72.35	0.303	14:09:03.088
4 -	35.753	24.611	1:00.364 (3)	72.03	0.568	14:10:03.452
5 -	36.907	24.713	1:01.620	70.57	1.824	14:11:05.072
6 -	36.355	24.754	1:01.109	71.16	1.313	14:12:06.181
7 -	37.089	24.922	1:02.011	70.12	2.215	14:13:08.192
8 -	37.488	24.804	1:02.292	69.80	2.496	14:14:10.484

P14 20 F2 DRISCOLL / CARPENTER		Wintec F2 -				
IDEAL LAP TIME : 1:04.930		BEST LAP TIME : 1:04.930		DIFFERENCE : 0.000		
LAP	SECTOR 1	SECTOR 2	LAP TIME	MPH	DIFF	TIME OF DAY
1 -		26.361	1:14.508	58.36	9.578	14:07:09.962
2 -	40.272	26.229	1:06.501	65.39	1.571	14:08:16.463
3 -	40.575	25.835	1:06.410	65.48	1.480	14:09:22.873
4 -	39.764	26.837	1:06.601	65.29	1.671	14:10:29.474
5 -	<b>39.126</b>	<b>25.804</b>	<b>1:04.930 (1)</b>	<b>66.97</b>		<b>14:11:34.404</b>
6 -	39.779	26.597	1:06.376 (3)	65.51	1.446	14:12:40.780
7 -	39.530	25.996	1:05.526 (2)	66.36	0.596	14:13:46.306



# BMCRC - MRO Championships 2023 - Rnd 8 @ Brands Hatch Indy

## BMCRC F1 & F2 Sidecars

### RACE 11 - BEST SECTORS

SECTOR 1			SECTOR 2			IDEAL / BEST COMPARISON						
POS	NO	NAME	TIME	NO	NAME	TIME	POS	NO	NAME	IDEAL	BEST	DIFF
									<b>PERFECT LAP</b>	<b>50.874</b>		
1	32	GUY / PILMOOR BRADY	30.327	32	GUY / PILMOOR BRADY	20.547	1	32	GUY / PILMOOR BRA	50.874	50.874	0.000
2	100	R. STEVENS / W. STEVENS	30.858	100	R. STEVENS / W. STEVENS	20.942	2	100	R. STEVENS / W. STE	51.800	51.851	0.051
3	4	PEACH / EDWARDS	31.051	4	PEACH / EDWARDS	20.953	3	4	PEACH / EDWARDS	52.004	52.015	0.011
4	25	MACLAURIN / HOPE	31.223	25	MACLAURIN / HOPE	21.248	4	25	MACLAURIN / HOPE	52.471	52.519	0.048
5	33	S. HEGARTY / NEAVE	31.385	33	S. HEGARTY / NEAVE	21.347	5	33	S. HEGARTY / NEAV	52.732	52.756	0.024
6	62	WRIGHT / BAILEY	31.598	62	WRIGHT / BAILEY	21.492	6	62	WRIGHT / BAILEY	53.090	53.145	0.055
7	13	M. HEGARTY / CHILDS	32.025	13	M. HEGARTY / CHILDS	21.645	7	13	M. HEGARTY / CHILD	53.670	53.882	0.212
8	113	HANDCOCK / BEVAN	32.025	113	HANDCOCK / BEVAN	21.976	8	113	HANDCOCK / BEVAN	54.001	54.042	0.041
9	65	FAIERS / PLUCKROSE	32.130	1	PEARSON / EASTELL	22.063	9	65	FAIERS / PLUCKROS	54.211	54.232	0.021
10	83	BUCHANAN / EVANS	32.201	65	FAIERS / PLUCKROSE	22.081	10	83	BUCHANAN / EVANS	54.347	54.435	0.088
11	1	PEARSON / EASTELL	32.448	83	BUCHANAN / EVANS	22.146	11	1	PEARSON / EASTELL	54.511	54.531	0.020
12	67	JEFFREY / FIELD	34.264	67	JEFFREY / FIELD	23.169	12	67	JEFFREY / FIELD	57.433	57.433	0.000
13	90	PHILLIPS / EDWARDS	35.622	90	PHILLIPS / EDWARDS	24.170	13	90	PHILLIPS / EDWARD	59.792	59.796	0.004
14	20	DRISCOLL / CARPENTER	39.126	20	DRISCOLL / CARPENTER	25.804	14	20	DRISCOLL / CARPEN	1:04.930	1:04.930	0.000

# BMCRC - MRO Championships 2023 - Rnd 8 @ Brands Hatch Indy

## BMCRC F1 & F2 Sidecars

### RACE 11 - STATISTICS

**Competitors Started** 14  
**Planned Start** 2023-10-01 @ 13:59:00.000  
**Actual Start** 2023-10-01 @ 14:05:55.454  
**Finish Time** 2023-10-01 @ 14:13:44.602  
**Track Length** 1.2079mi.  
**Total Laps** 122  
**Total Distance Covered** 147.3693mi.

#### Session Fastest Lap History

NO	CL	NAME	LAP TIME	TIME OF DAY	LAP	VEHICLE
32	F1	GUY / PILMOOR BRADY	50.874	14:07:42.558	2	LCR Suzuki

#### Session Leader History

NO	CL	NAME	FROM LAP	LAPS LED	DISTANCE	VEHICLE
32	F1	GUY / PILMOOR BRADY	1	9	10.87 miles	LCR Suzuki

#### Flag History

TYPE	TIME OF DAY
GREEN	14:05:55.454
FINISH	14:13:44.602

#### Flag Statistics

TYPE	COUNT	TOTAL LAPS	TOTAL TIME
Green	1	9	8:36.008
Red	0	0	0.000
Safety Car	0	0	0.000
FCY	0	0	0.000

# BMCRC - MRO Championships 2023 - Rnd 8 @ Brands Hatch Indy

## BMCRC F1 & F2 Sidecars

### RACE 11 - STATISTICS

**CLASS : F1**

7 Starters

#### Fastest Lap History

NO	NAME	LAP TIME	TIME OF DAY	LAP	VEHICLE
32	GUY / PILMOOR BRADY	50.874	14:07:42.558	2	LCR Suzuki

#### Leader History

NO	NAME	FROM LAP	LAPS LED	DISTANCE	VEHICLE
32	GUY / PILMOOR BRADY	1	9	10.87 miles	LCR Suzuki

# BMCRC - MRO Championships 2023 - Rnd 8 @ Brands Hatch Indy

## BMCRC F1 & F2 Sidecars

### RACE 11 - STATISTICS

CLASS : F2

7 Starters

#### Fastest Lap History

NO	NAME	LAP TIME	TIME OF DAY	LAP	VEHICLE
33	S. HEGARTY / NEAVE	<b>53.028</b>	14:07:46.603	2	Baker HONDA
33	S. HEGARTY / NEAVE	<b>52.884</b>	14:08:39.535	3	Baker HONDA
33	S. HEGARTY / NEAVE	<b>52.756</b>	14:11:19.025	6	Baker HONDA

#### Leader History

NO	NAME	FROM LAP	LAPS LED	DISTANCE	VEHICLE
33	S. HEGARTY / NEAVE	1	9	10.87 miles	Baker HONDA

# BMCRC - MRO Championships 2023 - Rnd 8 @ Brands Hatch Indy

## BMCRC F1 & F2 Sidecars

### RACE 22 - GRID (11 Laps)



ROW 11			21	17	THOMAS / COLE				
ROW 10	20	27	P. KIRBY / T. KIRBY	19	167	PETTMAN / MOSS			
ROW 9		18	10	WEBB / HOPE	17	38	MOSS / PYMM		
ROW 8	16	11	GILBERT / HILDIGE	15	91	WILLIAMS / PITT			
ROW 7			14	20	DRISCOLL / CARPENTER	13	90	PHILLIPS / EDWARDS	
ROW 6			12	67	JEFFREY / FIELD	11	1	PEARSON / EASTELL	
ROW 5				10	83	BUCHANAN / EVANS	9	65	FAIERS / PLUCKROSE
ROW 4			8	113	HANDCOCK / BEVAN	7	13	M. HEGARTY / CHILDS	
ROW 3				6	62	WRIGHT / BAILEY	5	33	S. HEGARTY / NEAVE
ROW 2			4	25	MACLAURIN / HOPE	3	4	PEACH / EDWARDS	
ROW 1				2	100	R. STEVENS / W. STEVENS	1	32	GUY / PILMOOR BRADY
<b>Pole</b>									

Brands Hatch Indy: 1.2079 miles

These results are provisional until the conclusion of any judicial and technical matters.

Clerk Of Course :	Stewards :	Timekeeper : <i>Craig Smith</i>
-------------------	------------	------------------------------------

Results can be found at [www.tsl-timing.com](http://www.tsl-timing.com)

Printed - 14:18 Sunday, 01 October 2023



# BMCRC - MRO Championships 2023 - Rnd 8 @ Brands Hatch Indy

## BMCRC F1 & F2 Sidecars

### RACE 22 - CLASSIFICATION



POS	NO	CL	PIC NAME	ENTRY	LAPS	TIME	GAP	DIFF	MPH	BEST	ON
1	32	F1	1 GUY / PILMOOR BRADY	LCR Suzuki - YangiMotorsport	11	9:42.730			82.08	51.768	4
2	4	F1	2 PEACH / EDWARDS	LCR SIDECAR - Lifesafety Motorsport	11	9:43.877	1.147	1.147	81.92	51.729	8
3	33	F2	1 S. HEGARTY / NEAVE	Baker HONDA - Sean Hegarty Ltd	11	9:47.811	5.081	3.934	81.37	52.578	7
4	100	F1	3 R. STEVENS / W. STEVENS	Ryde Yamaha R6 -	11	9:54.069	11.339	6.258	80.52	51.684	10
5	25	F1	4 MACLAURIN / HOPE	Ars1 YAMAHA R6 - Amr	11	9:56.172	13.442	2.103	80.23	53.206	4
6	13	F2	2 M. HEGARTY / CHILDS	Shelbourne HONDA - Mark Hegarty Surfacing	11	10:09.393	26.663	13.221	78.49	54.207	3
7	113	F2	3 HANDCOCK / BEVAN	Shelbourne F2 - r j contracting	11	10:09.673	26.943	0.280	78.45	54.414	3
8	83	F2	4 BUCHANAN / EVANS	Lumley Kawasaki - Bull Inn Racing	11	10:21.440	38.710	11.767	76.97	54.444	9

#### FASTEST LAP

100	F1	R. STEVENS / W. STEVENS	Ryde Yamaha R6 -	10	51.684	84.13 mph	135.40 kph
33	F2	S. HEGARTY / NEAVE	Baker HONDA - Sean Hegarty Ltd	7	52.578	82.70 mph	133.10 kph

Class F1 - 92.5% of Race Speed = 75.92 mph

Class F2 - 92.5% of Race Speed = 75.26 mph

Weather / Track : Cloudy / Dry

These results are provisional until the conclusion of any judicial and technical matters.

Race Distance: 11 Laps / 13.28 miles

Brands Hatch Indy: 1.2079 miles

Date: 01/10/2023 Start: 17:00 Finish: 17:10

Clerk Of Course :	Stewards :	Timekeeper : <i>Craig Smith</i>
-------------------	------------	------------------------------------

Results can be found at [www.tsl-timing.com](http://www.tsl-timing.com)

Printed - 17:11 Sunday, 01 October 2023



# BMCRC - MRO Championships 2023 - Rnd 8 @ Brands Hatch Indy

## BMCRC F1 & F2 Sidecars

### RACE 22 - LAP CHART

LAP 1 @ 17:01:41.728		
NO	BEHIND	LAP TIME

32		56.613
33	2.684	59.297
4	2.927	59.540
100	3.064	59.677
25	3.686	1:00.299
13	4.671	1:01.284
113	5.003	1:01.616
83	5.454	1:02.067

LAP 2 @ 17:02:33.538		
NO	BEHIND	LAP TIME

32		51.810
33	4.078	53.204
4	4.201	53.084
100	4.532	53.278
25	5.359	53.483
13	7.501	54.640
113	8.098	54.905
83	8.556	54.912

LAP 3 @ 17:03:25.438		
NO	BEHIND	LAP TIME

32		51.900
33	5.208	53.030
4	5.596	53.295
100	5.715	53.083
25	6.981	53.522
13	9.808	54.207
113	10.612	54.414
83	11.471	54.815

LAP 4 @ 17:04:17.206		
NO	BEHIND	LAP TIME

32		51.768
4	6.091	52.263
33	6.299	52.859
100	6.682	52.735
25	8.419	53.206
13	12.548	54.508
113	13.764	54.920
83	14.396	54.693

LAP 5 @ 17:05:08.996		
NO	BEHIND	LAP TIME

32		51.790
4	6.585	52.284
100	7.081	52.189
33	7.409	52.900
25	10.051	53.422
13	15.716	54.958
113	16.953	54.979
83	17.093	54.487

LAP 6 @ 17:06:00.856		
NO	BEHIND	LAP TIME

32		51.860
4	6.776	52.051
100	7.038	51.817
33	8.465	52.916

25	11.585	53.394
13	18.773	54.917
113	20.057	54.964
83	20.971	55.738

LAP 7 @ 17:06:52.851		
NO	BEHIND	LAP TIME

32		51.995
4	6.668	51.887
100	7.181	52.138
33	9.048	52.578
25	13.283	53.693
13	21.865	55.087
113	22.963	54.901
83	23.511	54.535

LAP 8 @ 17:07:45.279		
NO	BEHIND	LAP TIME

32		52.428
4	5.969	51.729
100	6.935	52.182
33	9.203	52.583
25	14.789	53.934
13	24.234	54.797
113	25.177	54.642
83	25.537	54.454

LAP 9 @ 17:08:37.754		
NO	BEHIND	LAP TIME

32		52.475
4	5.305	51.811
100	6.290	51.830
33	9.366	52.638
25	16.243	53.929
13	26.351	54.592
113	27.263	54.561
83	27.506	54.444

LAP 10 @ 17:09:33.523		
NO	BEHIND	LAP TIME

32		55.769
4	1.425	51.889
100	2.205	51.684
33	6.449	52.852
25	14.095	53.621
13	25.603	55.021
113	26.298	54.804
83	34.676	1:02.939

LAP 11 @ 17:10:27.845		
NO	BEHIND	LAP TIME

32		54.322
4	1.147	54.044
33	5.081	52.954
100	11.339	1:03.456
25	13.442	53.669
13	26.663	55.382
113	26.943	54.967
83	38.710	58.356

# BMCRC - MRO Championships 2023 - Rnd 8 @ Brands Hatch Indy

## BMCRC F1 & F2 Sidecars

### RACE 22 - POSITION CHART

No	Name	Lap											
		Pos	1	2	3	4	5	6	7	8	9	10	11
32	GUY / PILMOOR BRAD	1	32	32	32	32	32	32	32	32	32	32	32
100	R. STEVENS / W. STEV	2	33	33	33	4	4	4	4	4	4	4	4
4	PEACH / EDWARDS	3	4	4	4	33	100	100	100	100	100	100	33
25	MACLAURIN / HOPE	4	100	100	100	100	33	33	33	33	33	33	100
33	S. HEGARTY / NEAVE	5	25	25	25	25	25	25	25	25	25	25	25
13	M. HEGARTY / CHILDS	6	13	13	13	13	13	13	13	13	13	13	13
113	HANDCOCK / BEVAN	7	113	113	113	113	113	113	113	113	113	113	113
83	BUCHANAN / EVANS	8	83	83	83	83	83	83	83	83	83	83	83



# BMCRC - MRO Championships 2023 - Rnd 8 @ Brands Hatch Indy

## BMCRC F1 & F2 Sidecars

### RACE 22 - SECTOR ANALYSIS



SECTOR 1 = FL to I1, SECTOR 2 = I1 to FL, DIFF = Difference To Personal Best Lap, P = Crossed Finish Line in Pit Lane, D = Time Disallowed

P1 32 F1		GUY / PILMOOR BRADY		LCR Suzuki - YangiMotorsport		
IDEAL LAP TIME : 51.582		BEST LAP TIME : 51.768		DIFFERENCE : 0.186		
LAP	SECTOR 1	SECTOR 2	LAP TIME	MPH	DIFF	TIME OF DAY
1 -		20.934	56.613	76.81	4.845	17:01:41.728
2 -	30.904	20.906	51.810 (3)	83.93	0.042	17:02:33.538
3 -	31.012	20.888	51.900	83.78	0.132	17:03:25.438
4 -	<b>30.883</b>	20.885	<b>51.768 (1)</b>	<b>84.00</b>		<b>17:04:17.206</b>
5 -	31.091	<b>20.699</b>	51.790 (2)	83.96	0.022	17:05:08.996
6 -	30.943	20.917	51.860	83.85	0.092	17:06:00.856
7 -	30.934	21.061	51.995	83.63	0.227	17:06:52.851
8 -	31.385	21.043	52.428	82.94	0.660	17:07:45.279
9 -	31.574	20.901	52.475	82.87	0.707	17:08:37.754
10 -	33.891	21.878	55.769	77.97	4.001	17:09:33.523
11 -	32.703	21.619	54.322	80.05	2.554	17:10:27.845

P2 4 F1		PEACH / EDWARDS		LCR SIDECAR - Lifesafety Motorsport		
IDEAL LAP TIME : 51.547		BEST LAP TIME : 51.729		DIFFERENCE : 0.182		
LAP	SECTOR 1	SECTOR 2	LAP TIME	MPH	DIFF	TIME OF DAY
1 -		21.798	59.540	73.03	7.811	17:01:44.655
2 -	31.742	21.342	53.084	81.91	1.355	17:02:37.739
3 -	31.656	21.639	53.295	81.59	1.566	17:03:31.034
4 -	31.005	21.258	52.263	83.20	0.534	17:04:23.297
5 -	31.048	21.236	52.284	83.17	0.555	17:05:15.581
6 -	31.128	20.923	52.051	83.54	0.322	17:06:07.632
7 -	30.987	<b>20.900</b>	51.887 (3)	83.80	0.158	17:06:59.519
8 -	<b>30.647</b>	21.082	<b>51.729 (1)</b>	<b>84.06</b>		<b>17:07:51.248</b>
9 -	30.796	21.015	51.811 (2)	83.93	0.082	17:08:43.059
10 -	30.896	20.993	51.889	83.80	0.160	17:09:34.948
11 -	31.615	22.429	54.044	80.46	2.315	17:10:28.992

P3 33 F2		S. HEGARTY / NEAVE		Baker HONDA - Sean Hegarty ltd		
IDEAL LAP TIME : 52.552		BEST LAP TIME : 52.578		DIFFERENCE : 0.026		
LAP	SECTOR 1	SECTOR 2	LAP TIME	MPH	DIFF	TIME OF DAY
1 -		21.683	59.297	73.33	6.719	17:01:44.412
2 -	31.819	21.385	53.204	81.73	0.626	17:02:37.616
3 -	31.714	21.316	53.030	82.00	0.452	17:03:30.646
4 -	31.412	21.447	52.859	82.26	0.281	17:04:23.505
5 -	<b>31.404</b>	21.496	52.900	82.20	0.322	17:05:16.405
6 -	31.478	21.438	52.916	82.17	0.338	17:06:09.321
7 -	31.430	<b>21.148</b>	<b>52.578 (1)</b>	<b>82.70</b>		<b>17:07:01.899</b>
8 -	31.414	21.169	52.583 (2)	82.69	0.005	17:07:54.482
9 -	31.425	21.213	52.638 (3)	82.61	0.060	17:08:47.120
10 -	31.581	21.271	52.852	82.27	0.274	17:09:39.972
11 -	31.640	21.314	52.954	82.12	0.376	17:10:32.926

P4 100 F1		R. STEVENS / W. STEVENS		Ryde Yamaha R6 -		
IDEAL LAP TIME : 51.546		BEST LAP TIME : 51.684		DIFFERENCE : 0.138		
LAP	SECTOR 1	SECTOR 2	LAP TIME	MPH	DIFF	TIME OF DAY
1 -		21.924	59.677	72.86	7.993	17:01:44.792
2 -	31.641	21.637	53.278	81.62	1.594	17:02:38.070
3 -	31.464	21.619	53.083	81.92	1.399	17:03:31.153
4 -	31.516	21.219	52.735	82.46	1.051	17:04:23.888
5 -	31.069	21.120	52.189	83.32	0.505	17:05:16.077
6 -	30.867	20.950	51.817 (2)	83.92	0.133	17:06:07.894
7 -	31.221	20.917	52.138	83.40	0.454	17:07:00.032
8 -	31.175	21.007	52.182	83.33	0.498	17:07:52.214
9 -	31.026	<b>20.804</b>	51.830 (3)	83.90	0.146	17:08:44.044
10 -	<b>30.742</b>	20.942	<b>51.684 (1)</b>	<b>84.13</b>		<b>17:09:35.728</b>
11 -	30.747	32.709	1:03.456	68.52	11.772	17:10:39.184

# BMCRC - MRO Championships 2023 - Rnd 8 @ Brands Hatch Indy

## BMCRC F1 & F2 Sidecars

### RACE 22 - SECTOR ANALYSIS



SECTOR 1 = FL to I1, SECTOR 2 = I1 to FL, DIFF = Difference To Personal Best Lap, P = Crossed Finish Line in Pit Lane, D = Time Disallowed

P5 25 F1 MACLAURIN / HOPE			Ars1 YAMAHA R6 - Amr			
IDEAL LAP TIME : 53.165		BEST LAP TIME : 53.206		DIFFERENCE : 0.041		
LAP	SECTOR 1	SECTOR 2	LAP TIME	MPH	DIFF	TIME OF DAY
1 -		22.276	1:00.299	72.11	7.093	17:01:45.414
2 -	31.785	21.698	53.483	81.30	0.277	17:02:38.897
3 -	31.675	21.847	53.522	81.24	0.316	17:03:32.419
4 -	<b>31.502</b>	21.704	<b>53.206 (1)</b>	<b>81.73</b>		<b>17:04:25.625</b>
5 -	31.550	21.872	53.422 (3)	81.40	0.216	17:05:19.047
6 -	31.634	21.760	53.394 (2)	81.44	0.188	17:06:12.441
7 -	31.869	21.824	53.693	80.99	0.487	17:07:06.134
8 -	32.033	21.901	53.934	80.62	0.728	17:08:00.068
9 -	32.251	21.678	53.929	80.63	0.723	17:08:53.997
10 -	31.958	<b>21.663</b>	53.621	81.09	0.415	17:09:47.618
11 -	31.863	21.806	53.669	81.02	0.463	17:10:41.287

P6 13 F2 M. HEGARTY / CHILDS			Shelbourne HONDA - Mark Hegarty Surfacing			
IDEAL LAP TIME : 54.170		BEST LAP TIME : 54.207		DIFFERENCE : 0.037		
LAP	SECTOR 1	SECTOR 2	LAP TIME	MPH	DIFF	TIME OF DAY
1 -		22.502	1:01.284	70.95	7.077	17:01:46.399
2 -	32.649	21.991	54.640	79.58	0.433	17:02:41.039
3 -	32.503	<b>21.704</b>	<b>54.207 (1)</b>	<b>80.22</b>		<b>17:03:35.246</b>
4 -	<b>32.466</b>	22.042	54.508 (2)	79.77	0.301	17:04:29.754
5 -	32.918	22.040	54.958	79.12	0.751	17:05:24.712
6 -	32.774	22.143	54.917	79.18	0.710	17:06:19.629
7 -	32.883	22.204	55.087	78.94	0.880	17:07:14.716
8 -	32.991	21.806	54.797	79.35	0.590	17:08:09.513
9 -	32.618	21.974	54.592 (3)	79.65	0.385	17:09:04.105
10 -	32.931	22.090	55.021	79.03	0.814	17:09:59.126
11 -	33.006	22.376	55.382	78.52	1.175	17:10:54.508

P7 113 F2 HANDCOCK / BEVAN			Shelbourne F2 - rj contracting			
IDEAL LAP TIME : 54.357		BEST LAP TIME : 54.414		DIFFERENCE : 0.057		
LAP	SECTOR 1	SECTOR 2	LAP TIME	MPH	DIFF	TIME OF DAY
1 -		22.428	1:01.616	70.57	7.202	17:01:46.731
2 -	32.903	22.002	54.905	79.20	0.491	17:02:41.636
3 -	<b>32.490</b>	21.924	<b>54.414 (1)</b>	<b>79.91</b>		<b>17:03:36.050</b>
4 -	32.965	21.955	54.920	79.18	0.506	17:04:30.970
5 -	32.842	22.137	54.979	79.09	0.565	17:05:25.949
6 -	32.962	22.002	54.964	79.11	0.550	17:06:20.913
7 -	32.819	22.082	54.901	79.20	0.487	17:07:15.814
8 -	32.775	<b>21.867</b>	54.642 (3)	79.58	0.228	17:08:10.456
9 -	32.614	21.947	54.561 (2)	79.70	0.147	17:09:05.017
10 -	32.873	21.931	54.804	79.34	0.390	17:09:59.821
11 -	32.795	22.172	54.967	79.11	0.553	17:10:54.788

P8 83 F2 BUCHANAN / EVANS			Lumley Kawasaki - Bull Inn Racing			
IDEAL LAP TIME : 54.137		BEST LAP TIME : 54.444		DIFFERENCE : 0.307		
LAP	SECTOR 1	SECTOR 2	LAP TIME	MPH	DIFF	TIME OF DAY
1 -		22.592	1:02.067	70.06	7.623	17:01:47.182
2 -	32.678	22.234	54.912	79.19	0.468	17:02:42.094
3 -	32.447	22.368	54.815	79.33	0.371	17:03:36.909
4 -	32.449	22.244	54.693	79.50	0.249	17:04:31.602
5 -	32.332	22.155	54.487 (3)	79.80	0.043	17:05:26.089
6 -	33.431	22.307	55.738	78.01	1.294	17:06:21.827
7 -	32.349	22.186	54.535	79.73	0.091	17:07:16.362
8 -	<b>32.276</b>	22.178	54.454 (2)	79.85	0.010	17:08:10.816
9 -	32.583	<b>21.861</b>	<b>54.444 (1)</b>	<b>79.87</b>		<b>17:09:05.260</b>
10 -	38.611	24.328	1:02.939	69.09	8.495	17:10:08.199
11 -	34.209	24.147	58.356	74.51	3.912	17:11:06.555

# BMCRC - MRO Championships 2023 - Rnd 8 @ Brands Hatch Indy

## BMCRC F1 & F2 Sidecars

### RACE 22 - BEST SECTORS

SECTOR 1			SECTOR 2			IDEAL / BEST COMPARISON						
POS	NO	NAME	TIME	NO	NAME	TIME	POS	NO	NAME	IDEAL	BEST	DIFF
									<b>PERFECT LAP</b>	<b>51.346</b>		
1	4	PEACH / EDWARDS	<b>30.647</b>	32	GUY / PILMOOR BRADY	<b>20.699</b>	1	100	R. STEVENS / W. STEVENS	51.546	51.684	<b>0.138</b>
2	100	R. STEVENS / W. STEVENS	<b>30.742</b>	100	R. STEVENS / W. STEVENS	<b>20.804</b>	2	4	PEACH / EDWARDS	51.547	51.729	<b>0.182</b>
3	32	GUY / PILMOOR BRADY	<b>30.883</b>	4	PEACH / EDWARDS	<b>20.900</b>	3	32	GUY / PILMOOR BRA	51.582	51.768	<b>0.186</b>
4	33	S. HEGARTY / NEAVE	<b>31.404</b>	33	S. HEGARTY / NEAVE	<b>21.148</b>	4	33	S. HEGARTY / NEAV	52.552	52.578	<b>0.026</b>
5	25	MACLAURIN / HOPE	<b>31.502</b>	25	MACLAURIN / HOPE	<b>21.663</b>	5	25	MACLAURIN / HOPE	53.165	53.206	<b>0.041</b>
6	83	BUCHANAN / EVANS	<b>32.276</b>	13	M. HEGARTY / CHILDS	<b>21.704</b>	6	83	BUCHANAN / EVANS	54.137	54.444	<b>0.307</b>
7	13	M. HEGARTY / CHILDS	<b>32.466</b>	83	BUCHANAN / EVANS	<b>21.861</b>	7	13	M. HEGARTY / CHILD	54.170	54.207	<b>0.037</b>
8	113	HANDCOCK / BEVAN	<b>32.490</b>	113	HANDCOCK / BEVAN	<b>21.867</b>	8	113	HANDCOCK / BEVAN	54.357	54.414	<b>0.057</b>

# BMCRC - MRO Championships 2023 - Rnd 8 @ Brands Hatch Indy

## BMCRC F1 & F2 Sidecars

### RACE 22 - STATISTICS

**Competitors Started** 8  
**Planned Start** 2023-10-01 @ 17:20:00.000  
**Actual Start** 2023-10-01 @ 17:00:45.114  
**Finish Time** 2023-10-01 @ 17:10:27.844  
**Track Length** 1.2079mi.  
**Total Laps** 88  
**Total Distance Covered** 106.2992mi.

#### Session Fastest Lap History

NO	CL	NAME	LAP TIME	TIME OF DAY	LAP	VEHICLE
32	F1	GUY / PILMOOR BRADY	51.810	17:02:33.555	2	LCR Suzuki
32	F1	GUY / PILMOOR BRADY	51.768	17:04:17.224	4	LCR Suzuki
4	F1	PEACH / EDWARDS	51.729	17:07:51.263	8	LCR SIDECAR
100	F1	R. STEVENS / W. STEVENS	51.684	17:09:35.747	10	Ryde Yamaha R6

#### Session Leader History

NO	CL	NAME	FROM LAP	LAPS LED	DISTANCE	VEHICLE
32	F1	GUY / PILMOOR BRADY	1	11	13.28 miles	LCR Suzuki

#### Flag History

TYPE	TIME OF DAY
GREEN	17:00:45.114
FINISH	17:10:27.844

#### Flag Statistics

TYPE	COUNT	TOTAL LAPS	TOTAL TIME
Green	1	11	10:25.402
Red	0	0	0.000
Safety Car	0	0	0.000
FCY	0	0	0.000

# BMCRC - MRO Championships 2023 - Rnd 8 @ Brands Hatch Indy

## BMCRC F1 & F2 Sidecars

### RACE 22 - STATISTICS

CLASS : F1

4 Starters

#### Fastest Lap History

NO	NAME	LAP TIME	TIME OF DAY	LAP	VEHICLE
32	GUY / PILMOOR BRADY	51.810	17:02:33.555	2	LCR Suzuki
32	GUY / PILMOOR BRADY	51.768	17:04:17.224	4	LCR Suzuki
4	PEACH / EDWARDS	51.729	17:07:51.263	8	LCR SIDECAR
100	R. STEVENS / W. STEVENS	51.684	17:09:35.747	10	Ryde Yamaha R6

#### Leader History

NO	NAME	FROM LAP	LAPS LED	DISTANCE	VEHICLE
32	GUY / PILMOOR BRADY	1	11	13.28 miles	LCR Suzuki

# BMCRC - MRO Championships 2023 - Rnd 8 @ Brands Hatch Indy

## BMCRC F1 & F2 Sidecars

### RACE 22 - STATISTICS

CLASS : F2

4 Starters

#### Fastest Lap History

NO	NAME	LAP TIME	TIME OF DAY	LAP	VEHICLE
33	S. HEGARTY / NEAVE	<b>53.204</b>	17:02:37.652	2	Baker HONDA
33	S. HEGARTY / NEAVE	<b>53.030</b>	17:03:30.683	3	Baker HONDA
33	S. HEGARTY / NEAVE	<b>52.859</b>	17:04:23.540	4	Baker HONDA
33	S. HEGARTY / NEAVE	<b>52.578</b>	17:07:01.937	7	Baker HONDA

#### Leader History

NO	NAME	FROM LAP	LAPS LED	DISTANCE	VEHICLE
33	S. HEGARTY / NEAVE	1	11	13.28 miles	Baker HONDA



# **BMCRC THUNDERBIKE EXTREME & ULTRA**

## **Supported by Steve Jordan Motorcycles & TBR Performance**



**BMCRC-MRO Championships - Round 8**  
**Brands Hatch Indy**  
**30<sup>th</sup> September / 1<sup>st</sup> October 2023**



Timing & Results Provided by Timing Solutions Ltd

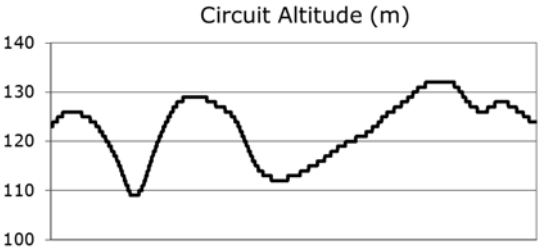
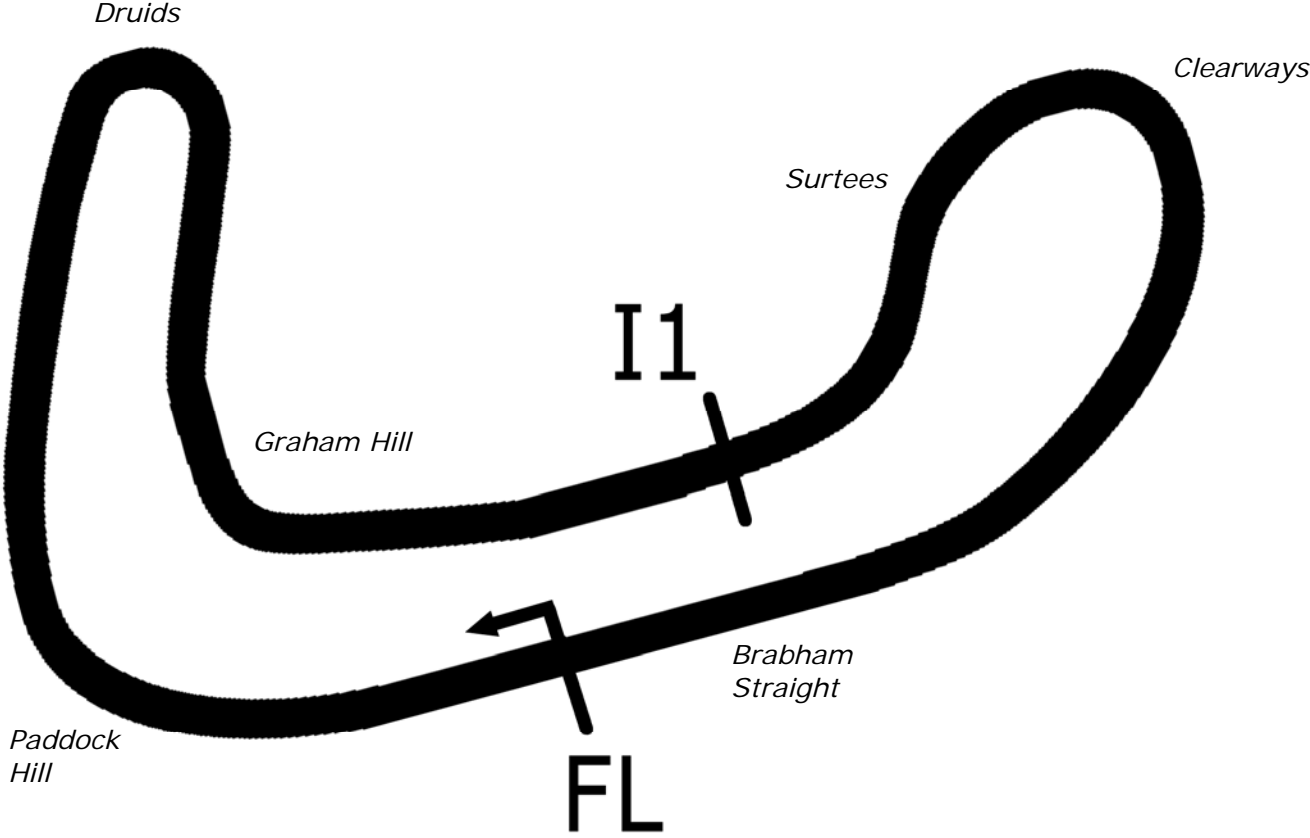
[www.tsl-timing.com](http://www.tsl-timing.com)

# Brands Hatch Indy



SPORTS TIMING

TIMING SOLUTIONS LTD



Length	1.2079 miles	1944.0 m	
FL		51.36032 N	0.26032 E
I1	1112m	51.35934 N	0.25955 E
Pit Entry	1669m	51.35911 N	0.25743 E
Pit Exit	26m after FL	51.36027 N	0.26078 E
Pit Entry–Pit Exit 277m, 16.6s @60kph, 12.4s @80kph			



# BMCRC - MRO Championships 2023 - Rnd 8 @ Brands Hatch Indy

## BMCRC Thunderbike Sport & Extreme & SuperTwins

### QUALIFYING - CLASSIFICATION

POS	NO	CL	PIC NAME	ENTRY	TIME	ON	LAPS	GAP	DIFF	MPH
1	97		1 Alex MANN	Honda CBR600RR - Michael Jones Jeweller, Esprit Gr	50.816	12	13			85.57
2	1		2 Jeremy HILL	Yamaha R6 - Silver Arrows Racing / LT-Info.com	50.893	3	3	0.077	0.077	85.44
3	151		3 Andrew DENYER	Yamaha OW01 - me	51.865	12	12	1.049	0.972	83.84
4	86		4 Jamie KELMAN	Kramer EVO 2 - Phased Out Racing / TSR vapour blasti	51.910	6	8	1.094	0.045	83.77
5	52		5 Elliot FRICKER	Honda CBR600 - Credit card	51.950	9	13	1.134	0.040	83.70
6	118	E	1 Darren CORKETT	Suzuki GSXR 600 - Jackson & Phillips	52.025	8	13	1.209	0.075	83.58
7	69		6 Tony RUSSO	Yamaha R6 - Wymark Lubricants	52.050	9	13	1.234	0.025	83.54
8	129	E	2 Derek CRIPPS	Yamaha R1 - Team FBR	52.140	4	11	1.324	0.090	83.40
9	52	E	3 Barry MANTELL	Honda 929 FIREBLADE - Swedish car connection	52.558	13	13	1.742	0.418	82.73
10	77		7 David MAY	Suzuki GSXR600 - Orchard cooling/ team Silver Arrows	52.805	10	13	1.989	0.247	82.35
11	74	SUP	1 Daniel BLACK	Suzukis SV650 - DAD	52.816	12	13	2.000	0.011	82.33
12	48		8 Shaun WALLIS	Yamaha R6 - MBC Despatch Racing	52.824	11	13	2.008	0.008	82.32
13	25		9 Harrison DAY	Yamaha R6 -	52.884	12	12	2.068	0.060	82.22
14	6	E	4 Andrew FIRTH	Yamaha YZF-R1 - LTRmotorcycles.co.uk / Palmer Rac	53.005	12	12	2.189	0.121	82.04
15	888	SUP	2 Brandon WRIGHT	Suzuki SV650 - 888 Vapour	53.205	13	13	2.389	0.200	81.73
16	994	R	1 Adrian HOWARD	Suzuki GSXR 600 - Geary Roofing & Building Services	53.243	10	13	2.427	0.038	81.67
17	124	E	5 Gareth SKINNER	Aprilia RSVR - Two4 Suspension	53.662	10	10	2.846	0.419	81.03
18	7	R	2 Darren TAYLOR	Kawasaki ZX6R - Market Cross Cafe Swaffham. Downt	54.098	7	9	3.282	0.436	80.38
19	44	SUP	3 Tony PARKER	Kawasaki ER650RR - insta/youtube 44notpol	54.142	9	11	3.326	0.044	80.31
20	45	SUP	4 Terence QUINCE	Suzuki SV650 - K&Q, HM Racing, Titan-x	54.264	9	11	3.448	0.122	80.13
21	58	SUP	5 Michael ALLEN	Kawasaki ER6 -	54.299	11	12	3.483	0.035	80.08
22	81		10 Malvern MAY	Honda CBR600RR - IMP racing	54.326	5	6	3.510	0.027	80.04
23	139*		11 Rob MARLEY	Honda CBR600F3 - PearTree Racing	54.695	10	12	3.879	0.369	79.50
24	689		12 David TREVEIL	Yamaha R6 -	54.888	6	12	4.072	0.193	79.22
25	109	SUP	6 Chris CAYFORD	Honda CB500 - Multi-Tech Coachworks	54.996	7	12	4.180	0.108	79.07
26	40	SUP	7 Simon WILKINSON	Suzuki SV650 - S P Wilkinson Engineering Ltd	55.097	9	12	4.281	0.101	78.92
27	67	R	3 Simon HARVEY	Suzuki SV650 -	55.097	11	12	4.281	0.000	78.92
28	54	E	7 Mark PUTTICK	Suzuki GSXR 750 -	55.483	10	12	4.667	0.386	78.37
29	4	SUP	8 Hayden KILLWORTH	Suzuki SK SV650 - Bradley Hix (H11xy) @Green Plant	55.674	10	12	4.858	0.191	78.10
30	137	R	4 Colin McPHERSON	Yamaha R6 -	55.699	9	13	4.883	0.025	78.07
31	51		13 Paul BEESLEY	Yamaha R6 -	55.767	12	12	4.951	0.068	77.97
32	46	SUP	9 Richard HODGES	Suzuki SV650 -	55.995	10	12	5.179	0.228	77.66
33	110	R	5 Michael CRUMPTON	Honda CBR 600 RR -	56.325	4	10	5.509	0.330	77.20
34	93	SUP	10 Tony BOTTO	Suzuki SV650 - TB Motorcycles	56.522	9	12	5.706	0.197	76.93
35	114		14 Richard BATE	Yamaha R6 - TEAM PSR	56.554	10	11	5.738	0.032	76.89
36	68		15 Mark HILL	DUCATI S2R - Mhp exhausts	57.120	10	12	6.304	0.566	76.13
37	42		16 David ATKINS	- DA PLUMBING and MECHANICAL LTD	57.214	9	11	6.398	0.094	76.00
38	49		17 Olii CHAYTOR	Yamaha R6 - PearTree Racing	57.905	11	11	7.089	0.691	75.09
39	333		18 Andrew HOUGHTON	Husqvarna FS450 - Bahnstomer BMW	58.808	7	7	7.992	0.903	73.94

\* No. 139 - Please fit a working transponder

Weather / Track : Cloudy / Dry

These results are provisional until the conclusion of any judicial and technical matters.

Brands Hatch Indy: 1.2079 miles  
Date: 30/09/2023 Start: 10:35 Finish: 10:48

Clerk Of Course :	Stewards :	Timekeeper : <i>Craig Smith</i>
-------------------	------------	------------------------------------

Results can be found at [www.tsl-timing.com](http://www.tsl-timing.com)

Printed - 10:49 Saturday, 30 September 2023



# BMCRC - MRO Championships 2023 - Rnd 8 @ Brands Hatch Indy

## BMCRC Thunderbike Sport & Extreme & SuperTwins

### QUALIFYING - SECTOR ANALYSIS



SECTOR 1 = FL to I1, SECTOR 2 = I1 to FL, DIFF = Difference To Personal Best Lap, P = Crossed Finish Line in Pit Lane, D = Time Disallowed

<b>P1 97 Alex MANN</b>		Honda CBR600RR - Michael Jones Jeweller, Esprit Group, Carl				
IDEAL LAP TIME : 50.750		BEST LAP TIME : 50.816		DIFFERENCE : 0.066		
LAP	SECTOR 1	SECTOR 2	LAP TIME	MPH	DIFF	TIME OF DAY
1 -	33.212	21.605	54.817	79.32	4.001	10:37:22.910
2 -	32.020	21.318	53.338	81.52	2.522	10:38:16.248
3 -	31.251	20.560	51.811	83.93	0.995	10:39:08.059
4 -	31.474	20.553	52.027	83.58	1.211	10:40:00.086
5 -	30.599	20.430	51.029 (2)	85.21	0.213	10:40:51.115
6 -	31.252	20.722	51.974	83.66	1.158	10:41:43.089
7 -	31.395	21.210	52.605	82.66	1.789	10:42:35.694
8 -	31.737	20.660	52.397	82.99	1.581	10:43:28.091
9 -	30.869	20.826	51.695	84.12	0.879	10:44:19.786
10 -	31.777	20.894	52.671	82.56	1.855	10:45:12.457
11 -	30.661	20.882	51.543 (3)	84.36	0.727	10:46:04.000
12 -	30.623	<b>20.193</b>	<b>50.816 (1)</b>	<b>85.57</b>		<b>10:46:54.816</b>
13 -	<b>30.557</b>	22.347	52.904	82.19	2.088	10:47:47.720

<b>P2 1 Jeremy HILL</b>		Yamaha R6 - Silver Arrows Racing / LT-Info.com				
IDEAL LAP TIME : 50.893		BEST LAP TIME : 50.893		DIFFERENCE : 0.000		
LAP	SECTOR 1	SECTOR 2	LAP TIME	MPH	DIFF	TIME OF DAY
1 -	31.370	20.531	51.901 (3)	83.78	1.008	10:37:16.759
2 -	30.884	20.632	51.516 (2)	84.41	0.623	10:38:08.275
3 -	<b>30.536</b>	<b>20.357</b>	<b>50.893 (1)</b>	<b>85.44</b>		<b>10:38:59.168</b>

<b>P3 151 Andrew DENYER</b>		Yamaha OW01 - me				
IDEAL LAP TIME : 51.727		BEST LAP TIME : 51.865		DIFFERENCE : 0.138		
LAP	SECTOR 1	SECTOR 2	LAP TIME	MPH	DIFF	TIME OF DAY
1 -	OUTLAP	23.684	1:04.560	67.35	12.695	10:38:22.736
2 -	32.692	21.355	54.047	80.45	2.182	10:39:16.783
3 -	32.908	21.357	54.265	80.13	2.400	10:40:11.048
4 -	31.611	21.253	52.864	82.26	0.999	10:41:03.912
5 -	31.460	20.885	52.345	83.07	0.480	10:41:56.257
6 -	31.443	20.961	52.404	82.98	0.539	10:42:48.661
7 -	31.107	21.140	52.247 (3)	83.23	0.382	10:43:40.908
8 -	31.281	20.803	52.084 (2)	83.49	0.219	10:44:32.992
9 -	31.010	21.237	52.247 (3)	83.23	0.382	10:45:25.239
10 -	31.493	21.126	52.619	82.64	0.754	10:46:17.858
11 -	32.091	<b>20.758</b>	52.849	82.28	0.984	10:47:10.707
12 -	<b>30.969</b>	20.896	<b>51.865 (1)</b>	<b>83.84</b>		<b>10:48:02.572</b>

<b>P4 86 Jamie KELMAN</b>		Kramer EVO 2 - Phased Out Racing /TSR vapour blasting				
IDEAL LAP TIME : 51.813		BEST LAP TIME : 51.910		DIFFERENCE : 0.097		
LAP	SECTOR 1	SECTOR 2	LAP TIME	MPH	DIFF	TIME OF DAY
1 -	32.533	21.476	54.009	80.51	2.099	10:37:52.051
2 -	31.764	21.035	52.799	82.36	0.889	10:38:44.850
3 -	33.216	20.851	54.067	80.42	2.157	10:39:38.917
4 -	31.781	<b>20.773</b>	52.554	82.74	0.644	10:40:31.471
5 -	31.255	21.398	52.653	82.58	0.743	10:41:24.124
6 -	<b>31.040</b>	20.870	<b>51.910 (1)</b>	<b>83.77</b>		<b>10:42:16.034</b>
7 -	31.341	20.897	52.238 (2)	83.24	0.328	10:43:08.272
8 -	31.397	20.862	52.259 (3)	83.21	0.349	10:44:00.531

# BMCRC - MRO Championships 2023 - Rnd 8 @ Brands Hatch Indy

## BMCRC Thunderbike Sport & Extreme & SuperTwins

### QUALIFYING - SECTOR ANALYSIS



SECTOR 1 = FL to I1, SECTOR 2 = I1 to FL, DIFF = Difference To Personal Best Lap, P = Crossed Finish Line in Pit Lane, D = Time Disallowed

<b>P5 52</b>		<b>Elliot FRICKER</b>		Honda CBR600 - Credit card			
IDEAL LAP TIME : 51.860		BEST LAP TIME : 51.950		DIFFERENCE : 0.090			
LAP	SECTOR 1	SECTOR 2	LAP TIME	MPH	DIFF	TIME OF DAY	
1 -	33.774	21.542	55.316	78.61	3.366	10:37:24.844	
2 -	33.271	22.394	55.665	78.12	3.715	10:38:20.509	
3 -	32.186	22.599	54.785	79.37	2.835	10:39:15.294	
4 -	31.477	20.804	52.281 (3)	83.17	0.331	10:40:07.575	
5 -	32.223	21.739	53.962	80.58	2.012	10:41:01.537	
6 -	31.322	20.952	52.274 (2)	83.18	0.324	10:41:53.811	
7 -	31.580	21.066	52.646	82.60	0.696	10:42:46.457	
8 -	<b>31.080</b>	21.218	52.298	83.15	0.348	10:43:38.755	
9 -	31.170	<b>20.780</b>	<b>51.950 (1)</b>	<b>83.70</b>		<b>10:44:30.705</b>	
10 -	31.263	21.360	52.623	82.63	0.673	10:45:23.328	
11 -	32.648	21.750	54.398	79.94	2.448	10:46:17.726	
12 -	31.347	20.963	52.310	83.13	0.360	10:47:10.036	
13 -	33.031	21.241	54.272	80.12	2.322	10:48:04.308	

<b>P6 118 E</b>		<b>Darren CORKETT</b>		Suzuki GSXR 600 - Jackson & Phillips			
IDEAL LAP TIME : 51.882		BEST LAP TIME : 52.025		DIFFERENCE : 0.143			
LAP	SECTOR 1	SECTOR 2	LAP TIME	MPH	DIFF	TIME OF DAY	
1 -	35.070	21.985	57.055	76.21	5.030	10:37:27.984	
2 -	33.678	21.866	55.544	78.29	3.519	10:38:23.528	
3 -	32.867	21.183	54.050	80.45	2.025	10:39:17.578	
4 -	33.539	21.096	54.635	79.59	2.610	10:40:12.213	
5 -	32.367	21.010	53.377	81.46	1.352	10:41:05.590	
6 -	<b>31.232</b>	20.957	52.189 (2)	83.32	0.164	10:41:57.779	
7 -	31.277	21.553	52.830	82.31	0.805	10:42:50.609	
8 -	31.272	20.753	<b>52.025 (1)</b>	<b>83.58</b>		<b>10:43:42.634</b>	
9 -	31.760	20.932	52.692	82.52	0.667	10:44:35.326	
10 -	31.418	20.923	52.341	83.08	0.316	10:45:27.667	
11 -	31.920	20.956	52.876	82.24	0.851	10:46:20.543	
12 -	31.570	21.518	53.088	81.91	1.063	10:47:13.631	
13 -	31.611	<b>20.650</b>	52.261 (3)	83.20	0.236	10:48:05.892	

<b>P7 69</b>		<b>Tony RUSSO</b>		Yamaha R6 - Wymark Lubricants			
IDEAL LAP TIME : 51.794		BEST LAP TIME : 52.050		DIFFERENCE : 0.256			
LAP	SECTOR 1	SECTOR 2	LAP TIME	MPH	DIFF	TIME OF DAY	
1 -	35.556	22.418	57.974	75.00	5.924	10:37:27.377	
2 -	33.511	21.775	55.286	78.65	3.236	10:38:22.663	
3 -	32.235	21.518	53.753	80.89	1.703	10:39:16.416	
4 -	31.977	21.033	53.010	82.03	0.960	10:40:09.426	
5 -	31.732	21.600	53.332	81.53	1.282	10:41:02.758	
6 -	32.097	20.920	53.017	82.02	0.967	10:41:55.775	
7 -	31.604	20.859	52.463 (3)	82.88	0.413	10:42:48.238	
8 -	<b>31.153</b>	21.080	52.233 (2)	83.25	0.183	10:43:40.471	
9 -	31.409	<b>20.641</b>	<b>52.050 (1)</b>	<b>83.54</b>		<b>10:44:32.521</b>	
10 -	31.159	21.428	52.587	82.69	0.537	10:45:25.108	
11 -	31.743	21.146	52.889	82.22	0.839	10:46:17.997	
12 -	32.313	21.175	53.488	81.30	1.438	10:47:11.485	
13 -	31.856	21.087	52.943	82.13	0.893	10:48:04.428	

# BMCRC - MRO Championships 2023 - Rnd 8 @ Brands Hatch Indy

## BMCRC Thunderbike Sport & Extreme & SuperTwins

### QUALIFYING - SECTOR ANALYSIS



SECTOR 1 = FL to I1, SECTOR 2 = I1 to FL, DIFF = Difference To Personal Best Lap, P = Crossed Finish Line in Pit Lane, D = Time Disallowed

P8		129 E		Derek CRIPPS		Yamaha R1 - Team FBR	
IDEAL LAP TIME : 51.867		BEST LAP TIME : 52.140		DIFFERENCE : 0.273			
LAP	SECTOR 1	SECTOR 2	LAP TIME	MPH	DIFF	TIME OF DAY	
1 -	37.202	22.975	1:00.177	72.26	8.037	10:37:41.665	
2 -	34.192	22.288	56.480	76.99	4.340	10:38:38.145	
3 -	31.680	21.844	53.524	81.24	1.384	10:39:31.669	
<b>4 -</b>	<b>31.487</b>	<b>20.653</b>	<b>52.140 (1)</b>	<b>83.40</b>		<b>10:40:23.809</b>	
5 -	31.609	20.960	52.569 (3)	82.72	0.429	10:41:16.378	
6 -	32.523	20.874	53.397	81.43	1.257	10:42:09.775	
7 -	31.468	21.304	52.772	82.40	0.632	10:43:02.547	
8 -	32.040	20.694	52.734	82.46	0.594	10:43:55.281	
9 -	32.094	20.907	53.001	82.04	0.861	10:44:48.282	
10 -	31.678	21.338	53.016	82.02	0.876	10:45:41.298	
11 -	<b>31.214</b>	21.135	52.349 (2)	83.06	0.209	10:46:33.647	

P9		52 E		Barry MANTELL		Honda 929 FIREBLADE - Swedish car connection	
IDEAL LAP TIME : 52.558		BEST LAP TIME : 52.558		DIFFERENCE : 0.000			
LAP	SECTOR 1	SECTOR 2	LAP TIME	MPH	DIFF	TIME OF DAY	
1 -	34.852	22.149	57.001	76.28	4.443	10:37:30.717	
2 -	33.363	21.675	55.038	79.01	2.480	10:38:25.755	
3 -	33.235	21.417	54.652	79.56	2.094	10:39:20.407	
4 -	33.087	22.812	55.899	77.79	3.341	10:40:16.306	
5 -	32.638	21.595	54.233	80.18	1.675	10:41:10.539	
6 -	32.647	21.766	54.413	79.91	1.855	10:42:04.952	
7 -	32.762	21.606	54.368	79.98	1.810	10:42:59.320	
8 -	32.575	22.572	55.147	78.85	2.589	10:43:54.467	
9 -	32.512	21.844	54.356	80.00	1.798	10:44:48.823	
10 -	32.545	21.766	54.311	80.06	1.753	10:45:43.134	
11 -	32.577	21.465	54.042 (3)	80.46	1.484	10:46:37.176	
12 -	32.697	21.210	53.907 (2)	80.66	1.349	10:47:31.083	
<b>13 -</b>	<b>31.677</b>	<b>20.881</b>	<b>52.558 (1)</b>	<b>82.73</b>		<b>10:48:23.641</b>	

P10		77		David MAY		Suzuki GSXR600 - Orchard cooling/ team Silver Arrows	
IDEAL LAP TIME : 52.805		BEST LAP TIME : 52.805		DIFFERENCE : 0.000			
LAP	SECTOR 1	SECTOR 2	LAP TIME	MPH	DIFF	TIME OF DAY	
1 -	34.378	22.255	56.633	76.78	3.828	10:37:31.325	
2 -	33.101	21.595	54.696	79.50	1.891	10:38:26.021	
3 -	33.269	21.732	55.001	79.06	2.196	10:39:21.022	
4 -	32.658	22.149	54.807	79.34	2.002	10:40:15.829	
5 -	32.522	21.702	54.224	80.19	1.419	10:41:10.053	
6 -	32.418	21.334	53.752	80.90	0.947	10:42:03.805	
7 -	32.371	21.206	53.577	81.16	0.772	10:42:57.382	
8 -	32.029	21.557	53.586	81.15	0.781	10:43:50.968	
9 -	32.211	21.470	53.681	81.00	0.876	10:44:44.649	
<b>10 -</b>	<b>31.695</b>	<b>21.110</b>	<b>52.805 (1)</b>	<b>82.35</b>		<b>10:45:37.454</b>	
11 -	32.950	21.111	54.061	80.43	1.256	10:46:31.515	
12 -	31.893	21.248	53.141 (3)	81.83	0.336	10:47:24.656	
13 -	31.885	21.184	53.069 (2)	81.94	0.264	10:48:17.725	

# BMCRC - MRO Championships 2023 - Rnd 8 @ Brands Hatch Indy

## BMCRC Thunderbike Sport & Extreme & SuperTwins

### QUALIFYING - SECTOR ANALYSIS



SECTOR 1 = FL to I1, SECTOR 2 = I1 to FL, DIFF = Difference To Personal Best Lap, P = Crossed Finish Line in Pit Lane, D = Time Disallowed

P11 74 SUP Daniel BLACK			Suzukis SV650 - DAD			
IDEAL LAP TIME : 52.555		BEST LAP TIME : 52.816	DIFFERENCE : 0.261			
LAP	SECTOR 1	SECTOR 2	LAP TIME	MPH	DIFF	TIME OF DAY
1 -	34.470	22.204	56.674	76.73	3.858	10:37:30.296
2 -	32.929	21.603	54.532	79.74	1.716	10:38:24.828
3 -	32.788	21.573	54.361	79.99	1.545	10:39:19.189
4 -	32.492	22.432	54.924	79.17	2.108	10:40:14.113
5 -	32.470	<b>21.131</b>	53.601	81.12	0.785	10:41:07.714
6 -	32.011	21.413	53.424	81.39	0.608	10:42:01.138
7 -	32.589	22.258	54.847	79.28	2.031	10:42:55.985
8 -	32.029	22.880	54.909	79.19	2.093	10:43:50.894
9 -	32.632	21.716	54.348	80.01	1.532	10:44:45.242
10 -	31.799	21.320	53.119 (2)	81.86	0.303	10:45:38.361
11 -	33.363	21.388	54.751	79.42	1.935	10:46:33.112
12 -	31.550	21.266	<b>52.816 (1)</b>	<b>82.33</b>		<b>10:47:25.928</b>
13 -	<b>31.424</b>	21.701	53.125 (3)	81.85	0.309	10:48:19.053

P12 48 Shaun WALLIS			Yamaha R6 - MBC Despatch Racing			
IDEAL LAP TIME : 52.824		BEST LAP TIME : 52.824	DIFFERENCE : 0.000			
LAP	SECTOR 1	SECTOR 2	LAP TIME	MPH	DIFF	TIME OF DAY
1 -	35.399	22.329	57.728	75.32	4.904	10:37:32.477
2 -	33.338	21.989	55.327	78.59	2.503	10:38:27.804
3 -	33.039	21.998	55.037	79.01	2.213	10:39:22.841
4 -	32.735	21.317	54.052	80.45	1.228	10:40:16.893
5 -	33.079	21.856	54.935	79.15	2.111	10:41:11.828
6 -	32.835	21.787	54.622	79.61	1.798	10:42:06.450
7 -	32.005	22.029	54.034 (3)	80.47	1.210	10:43:00.484
8 -	31.919	22.245	54.164	80.28	1.340	10:43:54.648
9 -	33.163	23.040	56.203	77.37	3.379	10:44:50.851
10 -	33.807	22.489	56.296	77.24	3.472	10:45:47.147
11 -	<b>31.860</b>	<b>20.964</b>	<b>52.824 (1)</b>	<b>82.32</b>		<b>10:46:39.971</b>
12 -	32.316	22.950	55.266	78.68	2.442	10:47:35.237
13 -	32.072	20.985	53.057 (2)	81.96	0.233	10:48:28.294

P13 25 Harrison DAY			Yamaha R6 -			
IDEAL LAP TIME : 52.884		BEST LAP TIME : 52.884	DIFFERENCE : 0.000			
LAP	SECTOR 1	SECTOR 2	LAP TIME	MPH	DIFF	TIME OF DAY
1 -	34.405	22.213	56.618	76.80	3.734	10:37:31.020
2 -	32.816	21.276	54.092	80.39	1.208	10:38:25.112
3 -	32.603	21.933	54.536	79.73	1.652	10:39:19.648
4 -	32.763	21.400	54.163	80.28	1.279	10:40:13.811
5 -	31.835	21.101	52.936 (2)	82.14	0.052	10:41:06.747
6 -	32.539	21.269	53.808	80.81	0.924	10:42:00.555
7 -	32.935	21.895	54.830	79.31	1.946	10:42:55.385
8 -	32.384	22.534	54.918	79.18	2.034	10:43:50.303
9 -	32.696	21.612	54.308	80.07	1.424	10:44:44.611
10 -	32.074	21.104	53.178 (3)	81.77	0.294	10:45:37.789
11 -	32.932	21.335	54.267	80.13	1.383	10:46:32.056
12 -	<b>31.817</b>	<b>21.067</b>	<b>52.884 (1)</b>	<b>82.22</b>		<b>10:47:24.940</b>

# BMCRC - MRO Championships 2023 - Rnd 8 @ Brands Hatch Indy

## BMCRC Thunderbike Sport & Extreme & SuperTwins

### QUALIFYING - SECTOR ANALYSIS



SECTOR 1 = FL to I1, SECTOR 2 = I1 to FL, DIFF = Difference To Personal Best Lap, P = Crossed Finish Line in Pit Lane, D = Time Disallowed

P14		6 E		Andrew FIRTH		Yamaha YZF-R1 - LTRmotorcycles.co.uk / Palmer Race Skool /	
IDEAL LAP TIME : 52.721		BEST LAP TIME : 53.005		DIFFERENCE : 0.284			
LAP	SECTOR 1	SECTOR 2	LAP TIME	MPH	DIFF	TIME OF DAY	
1 -	OUTLAP	22.325	1:00.766	71.56	7.761	10:38:20.294	
2 -	33.347	22.902	56.249	77.30	3.244	10:39:16.543	
3 -	33.981	21.427	55.408	78.48	2.403	10:40:11.951	
4 -	32.731	21.698	54.429	79.89	1.424	10:41:06.380	
5 -	32.517	21.391	53.908	80.66	0.903	10:42:00.288	
6 -	33.093	21.758	54.851	79.28	1.846	10:42:55.139	
7 -	32.406	22.446	54.852	79.27	1.847	10:43:49.991	
8 -	32.192	21.376	53.568	81.17	0.563	10:44:43.559	
9 -	31.992	21.329	53.321 (3)	81.55	0.316	10:45:36.880	
10 -	33.195	21.186	54.381	79.96	1.376	10:46:31.261	
11 -	<b>31.631</b>	21.389	53.020 (2)	82.01	0.015	10:47:24.281	
12 -	31.915	<b>21.090</b>	<b>53.005 (1)</b>	<b>82.04</b>		<b>10:48:17.286</b>	

P15		888 SUP		Brandon WRIGHT		Suzuki SV650 - 888 Vapour	
IDEAL LAP TIME : 53.134		BEST LAP TIME : 53.205		DIFFERENCE : 0.071			
LAP	SECTOR 1	SECTOR 2	LAP TIME	MPH	DIFF	TIME OF DAY	
1 -	34.799	22.043	56.842	76.50	3.637	10:37:29.989	
2 -	33.189	21.670	54.859	79.26	1.654	10:38:24.848	
3 -	32.987	22.223	55.210	78.76	2.005	10:39:20.058	
4 -	33.152	22.711	55.863	77.84	2.658	10:40:15.921	
5 -	32.874	21.699	54.573	79.68	1.368	10:41:10.494	
6 -	33.368	21.562	54.930	79.16	1.725	10:42:05.424	
7 -	32.896	21.446	54.342	80.02	1.137	10:42:59.766	
8 -	<b>31.997</b>	21.219	53.216 (2)	81.71	0.011	10:43:52.982	
9 -	33.115	22.025	55.140	78.86	1.935	10:44:48.122	
10 -	32.891	21.942	54.833	79.30	1.628	10:45:42.955	
11 -	32.072	21.162	53.234 (3)	81.68	0.029	10:46:36.189	
12 -	32.239	21.232	53.471	81.32	0.266	10:47:29.660	
13 -	32.068	<b>21.137</b>	<b>53.205 (1)</b>	<b>81.73</b>		<b>10:48:22.865</b>	

P16		994 R		Adrian HOWARD		Suzuki GSXR 600 - Geary Roofing & Building Services	
IDEAL LAP TIME : 53.192		BEST LAP TIME : 53.243		DIFFERENCE : 0.051			
LAP	SECTOR 1	SECTOR 2	LAP TIME	MPH	DIFF	TIME OF DAY	
1 -	36.570	22.335	58.905	73.82	5.662	10:37:46.203	
2 -	34.508	22.599	57.107	76.14	3.864	10:38:43.310	
3 -	33.506	21.931	55.437	78.44	2.194	10:39:38.747	
4 -	32.729	21.400	54.129	80.33	0.886	10:40:32.876	
5 -	32.427	21.530	53.957	80.59	0.714	10:41:26.833	
6 -	32.316	22.211	54.527	79.75	1.284	10:42:21.360	
7 -	32.143	21.383	53.526 (2)	81.24	0.283	10:43:14.886	
8 -	32.632	21.356	53.988	80.54	0.745	10:44:08.874	
9 -	32.594	21.521	54.115	80.35	0.872	10:45:02.989	
10 -	31.975	<b>21.268</b>	<b>53.243 (1)</b>	<b>81.67</b>		<b>10:45:56.232</b>	
11 -	<b>31.924</b>	21.685	53.609 (3)	81.11	0.366	10:46:49.841	
12 -	32.253	21.504	53.757	80.89	0.514	10:47:43.598	
13 -	32.400	21.994	54.394	79.94	1.151	10:48:37.992	

# BMCRC - MRO Championships 2023 - Rnd 8 @ Brands Hatch Indy

## BMCRC Thunderbike Sport & Extreme & SuperTwins

### QUALIFYING - SECTOR ANALYSIS



SECTOR 1 = FL to I1, SECTOR 2 = I1 to FL, DIFF = Difference To Personal Best Lap, P = Crossed Finish Line in Pit Lane, D = Time Disallowed

P17 124 E		Gareth SKINNER		Aprilia RSVR - Two4 Suspension		
IDEAL LAP TIME : 53.662		BEST LAP TIME : 53.662		DIFFERENCE : 0.000		
LAP	SECTOR 1	SECTOR 2	LAP TIME	MPH	DIFF	TIME OF DAY
1 -	36.248	24.447	1:00.695	71.64	7.033	10:37:45.499
2 -	34.995	22.261	57.256	75.95	3.594	10:38:42.755
3 -	33.894	21.407	55.301	78.63	1.639	10:39:38.056
4 -	33.153	21.164	54.317	80.05	0.655	10:40:32.373
5 -	32.733	21.112	53.845 (3)	80.76	0.183	10:41:26.218
6 -	32.748	21.613	54.361	79.99	0.699	10:42:20.579
7 -	32.640	21.191	53.831 (2)	80.78	0.169	10:43:14.410
8 -	32.975	21.173	54.148	80.30	0.486	10:44:08.558
9 -	32.744	21.577	54.321	80.05	0.659	10:45:02.879
10 -	<b>32.622</b>	<b>21.040</b>	<b>53.662 (1)</b>	<b>81.03</b>		<b>10:45:56.541</b>

P18 7 R		Darren TAYLOR		Kawasaki ZX6R - Market Cross Cafe Swaffham. Downham Acci		
IDEAL LAP TIME : 53.611		BEST LAP TIME : 54.098		DIFFERENCE : 0.487		
LAP	SECTOR 1	SECTOR 2	LAP TIME	MPH	DIFF	TIME OF DAY
1 -	35.097	22.503	57.600	75.49	3.502	10:37:27.945
2 -	33.419	22.188	55.607	78.20	1.509	10:38:23.552
3 -	33.465	21.711	55.176	78.81	1.078	10:39:18.728
4 -	34.537	22.278	56.815	76.53	2.717	10:40:15.543
5 -	32.621	21.847	54.468 (3)	79.83	0.370	10:41:10.011
6 -	33.029	21.637	54.666	79.54	0.568	10:42:04.677
7 -	32.489	21.609	<b>54.098 (1)</b>	<b>80.38</b>		<b>10:42:58.775</b>
8 -	32.563	<b>21.541</b>	54.104 (2)	80.37	0.006	10:43:52.879
9 -	33.111	21.677	54.788	79.37	0.690	10:44:47.667

P19 44 SUP		Tony PARKER		Kawasaki ER650RR - insta/youtube 44notpol		
IDEAL LAP TIME : 54.093		BEST LAP TIME : 54.142		DIFFERENCE : 0.049		
LAP	SECTOR 1	SECTOR 2	LAP TIME	MPH	DIFF	TIME OF DAY
1 -	OUTLAP	23.048	1:03.256	68.74	9.114	10:38:52.530
2 -	34.461	22.168	56.629	76.79	2.487	10:39:49.159
3 -	33.396	21.857	55.253	78.70	1.111	10:40:44.412
4 -	33.548	22.153	55.701	78.07	1.559	10:41:40.113
5 -	32.577	22.494	55.071	78.96	0.929	10:42:35.184
6 -	32.813	21.726	54.539 (3)	79.73	0.397	10:43:29.723
7 -	33.011	21.999	55.010	79.05	0.868	10:44:24.733
8 -	32.794	21.837	54.631	79.59	0.489	10:45:19.364
9 -	<b>32.381</b>	21.761	<b>54.142 (1)</b>	<b>80.31</b>		<b>10:46:13.506</b>
10 -	33.207	21.909	55.116	78.89	0.974	10:47:08.622
11 -	32.632	<b>21.712</b>	54.344 (2)	80.01	0.202	10:48:02.966

P20 45 SUP		Terence QUINCE		Suzuki SV650 - K&Q, HM Racing, Titan-x		
IDEAL LAP TIME : 54.264		BEST LAP TIME : 54.264		DIFFERENCE : 0.000		
LAP	SECTOR 1	SECTOR 2	LAP TIME	MPH	DIFF	TIME OF DAY
1 -	35.559	22.850	58.409	74.45	4.145	10:37:40.024
2 -	33.716	22.218	55.934	77.74	1.670	10:38:35.958
3 -	33.709	22.767	56.476	76.99	2.212	10:39:32.434
4 -	33.388	22.504	55.892 (3)	77.80	1.628	10:40:28.326
5 -	33.883	22.708	56.591	76.84	2.327	10:41:24.917
6 -	33.899	22.010	55.909	77.78	1.645	10:42:20.826
7 -	34.225	22.295	56.520	76.93	2.256	10:43:17.346
8 -	33.362	22.717	56.079	77.54	1.815	10:44:13.425
9 -	<b>32.552</b>	<b>21.712</b>	<b>54.264 (1)</b>	<b>80.13</b>		<b>10:45:07.689</b>
10 -	34.183	22.703	56.886	76.44	2.622	10:46:04.575
11 -	32.555	21.981	54.536 (2)	79.73	0.272	10:46:59.111

# BMCRC - MRO Championships 2023 - Rnd 8 @ Brands Hatch Indy

## BMCRC Thunderbike Sport & Extreme & SuperTwins

### QUALIFYING - SECTOR ANALYSIS



SECTOR 1 = FL to I1, SECTOR 2 = I1 to FL, DIFF = Difference To Personal Best Lap, P = Crossed Finish Line in Pit Lane, D = Time Disallowed

P21 58 SUP Michael ALLEN			Kawasaki ER6 -			
IDEAL LAP TIME : 54.299		BEST LAP TIME : 54.299		DIFFERENCE : 0.000		
LAP	SECTOR 1	SECTOR 2	LAP TIME	MPH	DIFF	TIME OF DAY
1 -	OUTLAP	23.361	1:02.313	69.78	8.014	10:38:22.799
2 -	34.799	21.911	56.710	76.68	2.411	10:39:19.509
3 -	34.172	22.721	56.893	76.43	2.594	10:40:16.402
4 -	33.497	21.857	55.354	78.55	1.055	10:41:11.756
5 -	33.670	21.695	55.365	78.54	1.066	10:42:07.121
6 -	33.468	21.878	55.346	78.57	1.047	10:43:02.467
7 -	33.308	21.954	55.262	78.69	0.963	10:43:57.729
8 -	33.098	21.667	54.765 (3)	79.40	0.466	10:44:52.494
9 -	32.956	21.993	54.949	79.13	0.650	10:45:47.443
10 -	32.863	21.642	54.505 (2)	79.78	0.206	10:46:41.948
11 -	<b>32.695</b>	<b>21.604</b>	<b>54.299 (1)</b>	<b>80.08</b>		<b>10:47:36.247</b>
12 -	33.191	21.712	54.903	79.20	0.604	10:48:31.150

P22 81 Malvern MAY			Honda CBR600RR - IMP racing			
IDEAL LAP TIME : 54.157		BEST LAP TIME : 54.326		DIFFERENCE : 0.169		
LAP	SECTOR 1	SECTOR 2	LAP TIME	MPH	DIFF	TIME OF DAY
1 -	34.442	22.190	56.632	76.78	2.306	10:37:37.839
2 -	33.291	22.290	55.581	78.23	1.255	10:38:33.420
3 -	32.776	21.685	54.461 (3)	79.84	0.135	10:39:27.881
4 -	<b>32.588</b>	21.779	54.367 (2)	79.98	0.041	10:40:22.248
5 -	32.736	21.590	<b>54.326 (1)</b>	<b>80.04</b>		<b>10:41:16.574</b>
6 -	33.319	<b>21.569</b>	54.888	79.22	0.562	10:42:11.462

P23 139 Rob MARLEY			Honda CBR600F3 - PearTree Racing			
IDEAL LAP TIME :		BEST LAP TIME : 54.695		DIFFERENCE :		
LAP	SECTOR 1	SECTOR 2	LAP TIME	MPH	DIFF	TIME OF DAY
1 -			1:00.548	71.82	5.853	10:37:44.701
2 -			58.964	73.75	4.269	10:38:43.665
3 -			1:00.334	72.07	5.639	10:39:43.999
4 -			59.015	73.68	4.320	10:40:43.014
5 -			56.619	76.80	1.924	10:41:39.633
6 -			56.887	76.44	2.192	10:42:36.520
7 -			55.649	78.14	0.954	10:43:32.169
8 -			55.187 (2)	78.79	0.492	10:44:27.357
9 -			55.488	78.37	0.793	10:45:22.845
10 -			<b>54.695 (1)</b>	<b>79.50</b>		<b>10:46:17.540</b>
11 -			56.145	77.45	1.450	10:47:13.685
12 -			55.371 (3)	78.53	0.676	10:48:09.057

P24 689 David TREVEIL			Yamaha R6 -			
IDEAL LAP TIME : 54.888		BEST LAP TIME : 54.888		DIFFERENCE : 0.000		
LAP	SECTOR 1	SECTOR 2	LAP TIME	MPH	DIFF	TIME OF DAY
1 -	39.027	23.585	1:02.612	69.45	7.724	10:37:43.515
2 -	36.032	22.628	58.660	74.13	3.772	10:38:42.175
3 -	37.103	22.663	59.766	72.76	4.878	10:39:41.941
4 -	34.389	21.841	56.230	77.33	1.342	10:40:38.171
5 -	34.044	21.763	55.807	77.92	0.919	10:41:33.978
6 -	<b>33.200</b>	<b>21.688</b>	<b>54.888 (1)</b>	<b>79.22</b>		<b>10:42:28.866</b>
7 -	33.906	21.748	55.654 (3)	78.13	0.766	10:43:24.520
8 -	33.394	21.788	55.182 (2)	78.80	0.294	10:44:19.702
9 -	34.235	21.979	56.214	77.35	1.326	10:45:15.916
10 -	33.384	23.248	56.632	76.78	1.744	10:46:12.548
11 -	34.509	21.967	56.476	76.99	1.588	10:47:09.024
12 -	34.044	22.559	56.603	76.82	1.715	10:48:05.627



# BMCRC - MRO Championships 2023 - Rnd 8 @ Brands Hatch Indy

## BMCRC Thunderbike Sport & Extreme & SuperTwins

### QUALIFYING - SECTOR ANALYSIS



SECTOR 1 = FL to I1, SECTOR 2 = I1 to FL, DIFF = Difference To Personal Best Lap, P = Crossed Finish Line in Pit Lane, D = Time Disallowed

P25 109 SUP Chris CAYFORD			Honda CB500 - Multi-Tech Coachworks			
IDEAL LAP TIME : 54.829			BEST LAP TIME : 54.996		DIFFERENCE : 0.167	
LAP	SECTOR 1	SECTOR 2	LAP TIME	MPH	DIFF	TIME OF DAY
1 -	OUTLAP	23.183	1:00.781	71.54	5.785	10:38:25.032
2 -	34.088	22.657	56.745	76.63	1.749	10:39:21.777
3 -	33.215	22.452	55.667	78.11	0.671	10:40:17.444
4 -	34.409	22.604	57.013	76.27	2.017	10:41:14.457
5 -	32.897	22.348	55.245 (3)	78.71	0.249	10:42:09.702
6 -	32.816	22.343	55.159 (2)	78.83	0.163	10:43:04.861
7 -	32.716	<b>22.280</b>	<b>54.996 (1)</b>	<b>79.07</b>		<b>10:43:59.857</b>
8 -	33.175	22.306	55.481	78.38	0.485	10:44:55.338
9 -	<b>32.549</b>	22.865	55.414	78.47	0.418	10:45:50.752
10 -	32.964	22.896	55.860	77.84	0.864	10:46:46.612
11 -	33.234	22.883	56.117	77.49	1.121	10:47:42.729
12 -	35.065	23.426	58.491	74.34	3.495	10:48:41.220

P26 40 SUP Simon WILKINSON			Suzuki SV650 - S P Wilkinson Engineering Ltd			
IDEAL LAP TIME : 54.640			BEST LAP TIME : 55.097		DIFFERENCE : 0.457	
LAP	SECTOR 1	SECTOR 2	LAP TIME	MPH	DIFF	TIME OF DAY
1 -	34.865	22.390	57.255	75.95	2.158	10:37:55.931
2 -	33.812	22.859	56.671	76.73	1.574	10:38:52.602
3 -	34.582	22.065	56.647	76.76	1.550	10:39:49.249
4 -	33.908	21.681	55.589	78.22	0.492	10:40:44.838
5 -	33.795	<b>21.597</b>	55.392	78.50	0.295	10:41:40.230
6 -	34.344	22.353	56.697	76.69	1.600	10:42:36.927
7 -	33.717	22.063	55.780	77.95	0.683	10:43:32.707
8 -	33.867	21.777	55.644	78.15	0.547	10:44:28.351
9 -	<b>33.043</b>	22.054	<b>55.097 (1)</b>	<b>78.92</b>		<b>10:45:23.448</b>
10 -	33.488	21.677	55.165 (2)	78.82	0.068	10:46:18.613
11 -	33.655	22.085	55.740	78.01	0.643	10:47:14.353
12 -	33.377	21.866	55.243 (3)	78.71	0.146	10:48:09.596

P27 67 R Simon HARVEY			Suzuki SV650 -			
IDEAL LAP TIME : 54.849			BEST LAP TIME : 55.097		DIFFERENCE : 0.248	
LAP	SECTOR 1	SECTOR 2	LAP TIME	MPH	DIFF	TIME OF DAY
1 -	38.021	23.853	1:01.874	70.28	6.777	10:37:49.609
2 -	34.457	22.532	56.989	76.30	1.892	10:38:46.598
3 -	34.565	23.252	57.817	75.21	2.720	10:39:44.415
4 -	35.073	22.521	57.594	75.50	2.497	10:40:42.009
5 -	33.276	22.456	55.732	78.02	0.635	10:41:37.741
6 -	33.498	22.163	55.661	78.12	0.564	10:42:33.402
7 -	33.253	22.134	55.387	78.51	0.290	10:43:28.789
8 -	33.368	21.902	55.270 (3)	78.67	0.173	10:44:24.059
9 -	<b>33.061</b>	22.262	55.323	78.60	0.226	10:45:19.382
10 -	33.337	21.846	55.183 (2)	78.80	0.086	10:46:14.565
11 -	33.309	<b>21.788</b>	<b>55.097 (1)</b>	<b>78.92</b>		<b>10:47:09.662</b>
12 -	33.657	22.678	56.335	77.19	1.238	10:48:05.997

# BMCRC - MRO Championships 2023 - Rnd 8 @ Brands Hatch Indy

## BMCRC Thunderbike Sport & Extreme & SuperTwins

### QUALIFYING - SECTOR ANALYSIS



SECTOR 1 = FL to I1, SECTOR 2 = I1 to FL, DIFF = Difference To Personal Best Lap, P = Crossed Finish Line in Pit Lane, D = Time Disallowed

P28		54 E		Mark PUTTICK		Suzuki GSXR 750 -	
IDEAL LAP TIME : 54.965		BEST LAP TIME : 55.483		DIFFERENCE : 0.518			
LAP	SECTOR 1	SECTOR 2	LAP TIME	MPH	DIFF	TIME OF DAY	
1 -	OUTLAP	22.889	1:02.421	69.66	6.938	10:38:17.682	
2 -	35.397	23.150	58.547	74.27	3.064	10:39:16.229	
3 -	34.998	22.460	57.458	75.68	1.975	10:40:13.687	
4 -	33.970	22.181	56.151	77.44	0.668	10:41:09.838	
5 -	34.672	<b>21.719</b>	56.391	77.11	0.908	10:42:06.229	
6 -	34.076	22.080	56.156	77.43	0.673	10:43:02.385	
7 -	33.978	22.089	56.067	77.56	0.584	10:43:58.452	
8 -	33.555	22.060	55.615 (2)	78.19	0.132	10:44:54.067	
9 -	33.446	22.615	56.061	77.56	0.578	10:45:50.128	
10 -	33.301	22.182	<b>55.483 (1)</b>	<b>78.37</b>		<b>10:46:45.611</b>	
11 -	34.121	22.485	56.606	76.82	1.123	10:47:42.217	
12 -	<b>33.246</b>	22.473	55.719 (3)	78.04	0.236	10:48:37.936	

P29		4 SUP		Hayden KILLWORTH		Suzuki SK SV650 - Bradley Hix (H11xy) @Green Plant UK	
IDEAL LAP TIME : 55.484		BEST LAP TIME : 55.674		DIFFERENCE : 0.190			
LAP	SECTOR 1	SECTOR 2	LAP TIME	MPH	DIFF	TIME OF DAY	
1 -	36.466	23.769	1:00.235	72.19	4.561	10:37:45.732	
2 -	35.541	23.598	59.139	73.53	3.465	10:38:44.871	
3 -	35.535	IN PIT	1:16.955 P	56.50	21.281	10:40:01.826	
4 -	OUTLAP	23.035	1:00.400	71.99	4.726	10:41:02.226	
5 -	34.673	22.674	57.347	75.82	1.673	10:41:59.573	
6 -	33.516	22.385	55.901	77.79	0.227	10:42:55.474	
7 -	33.333	22.705	56.038	77.60	0.364	10:43:51.512	
8 -	33.446	<b>22.230</b>	55.676 (2)	78.10	0.002	10:44:47.188	
9 -	33.593	22.474	56.067	77.56	0.393	10:45:43.255	
10 -	33.268	22.406	<b>55.674 (1)</b>	<b>78.10</b>		<b>10:46:38.929</b>	
11 -	<b>33.254</b>	22.949	56.203	77.37	0.529	10:47:35.132	
12 -	33.366	22.424	55.790 (3)	77.94	0.116	10:48:30.922	

P30		137 R		Colin McPHERSON		Yamaha R6 -	
IDEAL LAP TIME : 55.665		BEST LAP TIME : 55.699		DIFFERENCE : 0.034			
LAP	SECTOR 1	SECTOR 2	LAP TIME	MPH	DIFF	TIME OF DAY	
1 -	35.893	22.857	58.750	74.01	3.051	10:37:35.627	
2 -	34.552	22.740	57.292	75.90	1.593	10:38:32.919	
3 -	34.585	22.846	57.431	75.71	1.732	10:39:30.350	
4 -	34.443	22.389	56.832	76.51	1.133	10:40:27.182	
5 -	34.261	22.415	56.676	76.72	0.977	10:41:23.858	
6 -	34.115	22.421	56.536	76.91	0.837	10:42:20.394	
7 -	34.365	<b>22.284</b>	56.649	76.76	0.950	10:43:17.043	
8 -	34.167	22.465	56.632	76.78	0.933	10:44:13.675	
9 -	<b>33.381</b>	22.318	<b>55.699 (1)</b>	<b>78.07</b>		<b>10:45:09.374</b>	
10 -	33.896	22.451	56.347 (3)	77.17	0.648	10:46:05.721	
11 -	33.823	22.348	56.171 (2)	77.41	0.472	10:47:01.892	
12 -	34.098	22.351	56.449	77.03	0.750	10:47:58.341	
13 -	34.147	23.626	57.773	75.27	2.074	10:48:56.114	

# BMCRC - MRO Championships 2023 - Rnd 8 @ Brands Hatch Indy

## BMCRC Thunderbike Sport & Extreme & SuperTwins

### QUALIFYING - SECTOR ANALYSIS



SECTOR 1 = FL to I1, SECTOR 2 = I1 to FL, DIFF = Difference To Personal Best Lap, P = Crossed Finish Line in Pit Lane, D = Time Disallowed

<b>P31 51</b>		<b>Paul BEESLEY</b>		Yamaha R6 -			
IDEAL LAP TIME : 55.656		BEST LAP TIME : 55.767		DIFFERENCE : 0.111			
LAP	SECTOR 1	SECTOR 2	LAP TIME	MPH	DIFF	TIME OF DAY	
1 -	38.668	23.542	1:02.210	69.90	6.443	10:37:43.921	
2 -	35.759	23.237	58.996	73.71	3.229	10:38:42.917	
3 -	36.173	22.563	58.736	74.03	2.969	10:39:41.653	
4 -	33.763	<b>22.262</b>	56.025 (3)	77.61	0.258	10:40:37.678	
5 -	33.879	22.529	56.408	77.09	0.641	10:41:34.086	
6 -	33.660	22.568	56.228	77.33	0.461	10:42:30.314	
7 -	33.865	22.813	56.678	76.72	0.911	10:43:26.992	
8 -	33.457	22.531	55.988 (2)	77.67	0.221	10:44:22.980	
9 -	33.701	22.623	56.324	77.20	0.557	10:45:19.304	
10 -	33.996	22.326	56.322	77.20	0.555	10:46:15.626	
11 -	34.538	22.844	57.382	75.78	1.615	10:47:13.008	
12 -	<b>33.394</b>	22.373	<b>55.767 (1)</b>	<b>77.97</b>		<b>10:48:08.775</b>	

<b>P32 46 SUP</b>		<b>Richard HODGES</b>		Suzuki SV650 -			
IDEAL LAP TIME : 55.995		BEST LAP TIME : 55.995		DIFFERENCE : 0.000			
LAP	SECTOR 1	SECTOR 2	LAP TIME	MPH	DIFF	TIME OF DAY	
1 -	OUTLAP	24.529	1:05.430	66.46	9.435	10:38:23.008	
2 -	36.771	23.522	1:00.293	72.12	4.298	10:39:23.301	
3 -	34.815	23.259	58.074	74.88	2.079	10:40:21.375	
4 -	34.352	22.711	57.063	76.20	1.068	10:41:18.438	
5 -	34.187	22.827	57.014	76.27	1.019	10:42:15.452	
6 -	34.450	24.074	58.524	74.30	2.529	10:43:13.976	
7 -	35.077	22.610	57.687	75.38	1.692	10:44:11.663	
8 -	33.616	22.671	56.287 (2)	77.25	0.292	10:45:07.950	
9 -	34.511	23.059	57.570	75.53	1.575	10:46:05.520	
10 -	<b>33.396</b>	<b>22.599</b>	<b>55.995 (1)</b>	<b>77.66</b>		<b>10:47:01.515</b>	
11 -	33.988	22.652	56.640 (3)	76.77	0.645	10:47:58.155	
12 -	33.826	25.989	59.815	72.70	3.820	10:48:57.970	

<b>P33 110 R</b>		<b>Michael CRUMPTON</b>		Honda CBR 600 RR -			
IDEAL LAP TIME : 56.237		BEST LAP TIME : 56.325		DIFFERENCE : 0.088			
LAP	SECTOR 1	SECTOR 2	LAP TIME	MPH	DIFF	TIME OF DAY	
1 -	36.518	23.111	59.629	72.92	3.304	10:37:37.496	
2 -	35.222	22.370	57.592	75.50	1.267	10:38:35.088	
3 -	34.304	<b>22.200</b>	56.504 (2)	76.96	0.179	10:39:31.592	
4 -	<b>34.037</b>	22.288	<b>56.325 (1)</b>	<b>77.20</b>		<b>10:40:27.917</b>	
5 -	34.254	22.308	56.562 (3)	76.88	0.237	10:41:24.479	
6 -	34.436	22.507	56.943	76.36	0.618	10:42:21.422	
7 -	34.517	22.347	56.864	76.47	0.539	10:43:18.286	
8 -	34.302	23.362	57.664	75.41	1.339	10:44:15.950	
9 -	34.931	22.642	57.573	75.53	1.248	10:45:13.523	
10 -	34.819	27.120	1:01.939	70.20	5.614	10:46:15.462	

<b>P34 93 SUP</b>		<b>Tony BOTTO</b>		Suzuki SV650 - TB Motorcycles			
IDEAL LAP TIME : 56.422		BEST LAP TIME : 56.522		DIFFERENCE : 0.100			
LAP	SECTOR 1	SECTOR 2	LAP TIME	MPH	DIFF	TIME OF DAY	
1 -	38.447	23.764	1:02.211	69.90	5.689	10:37:44.450	
2 -	35.555	23.104	58.659	74.13	2.137	10:38:43.109	
3 -	36.391	23.135	59.526	73.05	3.004	10:39:42.635	
4 -	34.789	22.663	57.452	75.69	0.930	10:40:40.087	
5 -	34.703	22.868	57.571	75.53	1.049	10:41:37.658	
6 -	34.895	22.789	57.684	75.38	1.162	10:42:35.342	
7 -	34.181	22.602	56.783 (3)	76.58	0.261	10:43:32.125	
8 -	34.852	<b>22.485</b>	57.337	75.84	0.815	10:44:29.462	
9 -	<b>33.937</b>	22.585	<b>56.522 (1)</b>	<b>76.93</b>		<b>10:45:25.984</b>	
10 -	34.160	22.550	56.710 (2)	76.68	0.188	10:46:22.694	
11 -	34.382	22.719	57.101	76.15	0.579	10:47:19.795	
12 -	34.245	22.741	56.986	76.31	0.464	10:48:16.781	

# BMCRC - MRO Championships 2023 - Rnd 8 @ Brands Hatch Indy

## BMCRC Thunderbike Sport & Extreme & SuperTwins

### QUALIFYING - SECTOR ANALYSIS



SECTOR 1 = FL to I1, SECTOR 2 = I1 to FL, DIFF = Difference To Personal Best Lap, P = Crossed Finish Line in Pit Lane, D = Time Disallowed

P35 114		Richard BATE		Yamaha R6 - TEAM PSR		
IDEAL LAP TIME : 56.554		BEST LAP TIME : 56.554		DIFFERENCE : 0.000		
LAP	SECTOR 1	SECTOR 2	LAP TIME	MPH	DIFF	TIME OF DAY
1 -	OUTLAP	24.971	1:09.188	62.85	12.634	10:38:41.683
2 -	38.465	23.372	1:01.837	70.32	5.283	10:39:43.520
3 -	36.044	23.666	59.710	72.82	3.156	10:40:43.230
4 -	36.832	23.355	1:00.187	72.25	3.633	10:41:43.417
5 -	35.528	23.488	59.016	73.68	2.462	10:42:42.433
6 -	35.338	23.217	58.555	74.26	2.001	10:43:40.988
7 -	34.812	22.813	57.625	75.46	1.071	10:44:38.613
8 -	34.540	22.962	57.502 (3)	75.62	0.948	10:45:36.115
9 -	35.682	22.788	58.470	74.37	1.916	10:46:34.585
10 -	<b>33.962</b>	<b>22.592</b>	<b>56.554 (1)</b>	<b>76.89</b>		<b>10:47:31.139</b>
11 -	34.048	22.751	56.799 (2)	76.56	0.245	10:48:27.938

P36 68		Mark HILL		DUCATI S2R - Mhp exhausts		
IDEAL LAP TIME : 57.013		BEST LAP TIME : 57.120		DIFFERENCE : 0.107		
LAP	SECTOR 1	SECTOR 2	LAP TIME	MPH	DIFF	TIME OF DAY
1 -	OUTLAP	24.364	1:06.828	65.07	9.708	10:38:05.831
2 -	36.688	23.498	1:00.186	72.25	3.066	10:39:06.017
3 -	36.083	23.261	59.344	73.27	2.224	10:40:05.361
4 -	35.574	23.103	58.677	74.11	1.557	10:41:04.038
5 -	35.637	22.788	58.425	74.43	1.305	10:42:02.463
6 -	35.589	22.686	58.275	74.62	1.155	10:43:00.738
7 -	34.900	22.908	57.808	75.22	0.688	10:43:58.546
8 -	34.754	<b>22.615</b>	57.369 (3)	75.80	0.249	10:44:55.915
9 -	<b>34.398</b>	22.728	57.126 (2)	76.12	0.006	10:45:53.041
10 -	34.428	22.692	<b>57.120 (1)</b>	<b>76.13</b>		<b>10:46:50.161</b>
11 -	35.062	23.067	58.129	74.80	1.009	10:47:48.290
12 -	34.706	22.815	57.521	75.60	0.401	10:48:45.811

P37 42		David ATKINS		- DA PLUMBING and MECHANICAL LTD		
IDEAL LAP TIME : 57.214		BEST LAP TIME : 57.214		DIFFERENCE : 0.000		
LAP	SECTOR 1	SECTOR 2	LAP TIME	MPH	DIFF	TIME OF DAY
1 -	37.320	24.985	1:02.305	69.79	5.091	10:37:51.026
2 -	35.805	23.553	59.358	73.26	2.144	10:38:50.384
3 -	34.965	23.481	58.446	74.40	1.232	10:39:48.830
4 -	34.908	23.169	58.077 (3)	74.87	0.863	10:40:46.907
5 -	34.928	23.056	57.984 (2)	74.99	0.770	10:41:44.891
6 -	35.021	23.112	58.133	74.80	0.919	10:42:43.024
7 -	35.012	23.387	58.399	74.46	1.185	10:43:41.423
8 -	34.722	23.440	58.162	74.76	0.948	10:44:39.585
9 -	<b>34.457</b>	<b>22.757</b>	<b>57.214 (1)</b>	<b>76.00</b>		<b>10:45:36.799</b>
10 -	35.855	23.608	59.463	73.13	2.249	10:46:36.262
11 -	35.320	24.066	59.386	73.22	2.172	10:47:35.648

P38 49		Oli CHAYTOR		Yamaha R6 - PearTree Racing		
IDEAL LAP TIME : 57.905		BEST LAP TIME : 57.905		DIFFERENCE : 0.000		
LAP	SECTOR 1	SECTOR 2	LAP TIME	MPH	DIFF	TIME OF DAY
1 -	40.367	24.792	1:05.159	66.73	7.254	10:37:50.546
2 -	38.278	23.373	1:01.651	70.53	3.746	10:38:52.197
3 -	36.366	23.186	59.552	73.02	1.647	10:39:51.749
4 -	36.307	23.025	59.332	73.29	1.427	10:40:51.081
5 -	37.461	23.477	1:00.938	71.36	3.033	10:41:52.019
6 -	36.623	22.606	59.229 (3)	73.42	1.324	10:42:51.248
7 -	36.229	22.852	59.081 (2)	73.60	1.176	10:43:50.329
8 -	36.955	23.417	1:00.372	72.03	2.467	10:44:50.701
9 -	36.218	23.059	59.277	73.36	1.372	10:45:49.978
10 -	36.625	22.959	59.584	72.98	1.679	10:46:49.562
11 -	<b>35.393</b>	<b>22.512</b>	<b>57.905 (1)</b>	<b>75.09</b>		<b>10:47:47.467</b>

# BMCRC - MRO Championships 2023 - Rnd 8 @ Brands Hatch Indy

## BMCRC Thunderbike Sport & Extreme & SuperTwins

### QUALIFYING - SECTOR ANALYSIS



SECTOR 1 = FL to I1, SECTOR 2 = I1 to FL, DIFF = Difference To Personal Best Lap, P = Crossed Finish Line in Pit Lane, D = Time Disallowed

P39 333		Andrew HOUGHTON		Husqvarna FS450 - Bahnstormer BMW			
IDEAL LAP TIME : 58.611		BEST LAP TIME : 58.808		DIFFERENCE : 0.197			
LAP	SECTOR 1	SECTOR 2	LAP TIME	MPH	DIFF	TIME OF DAY	
1 -	OUTLAP	24.862	1:04.683	67.22	5.875	10:37:16.937	
2 -	36.075	24.140	1:00.215	72.21	1.407	10:38:17.152	
3 -	35.362	23.821	59.183	73.47	0.375	10:39:16.335	
4 -	36.359	23.745	1:00.104	72.35	1.296	10:40:16.439	
5 -	35.479	<b>23.528</b>	59.007 (2)	73.69	0.199	10:41:15.446	
6 -	35.534	23.575	59.109 (3)	73.56	0.301	10:42:14.555	
7 -	<b>35.083</b>	23.725	<b>58.808 (1)</b>	<b>73.94</b>		<b>10:43:13.363</b>	

# BMCRC - MRO Championships 2023 - Rnd 8 @ Brands Hatch Indy

## BMCRC Thunderbike Sport & Extreme & SuperTwins

### QUALIFYING - BEST SECTORS

SECTOR 1			SECTOR 2			IDEAL / BEST COMPARISON						
POS	NO	NAME	TIME	NO	NAME	TIME	POS	NO	NAME	IDEAL	BEST	DIFF
									<b>PERFECT LAP</b>	<b>50.729</b>		
1	1	HILL	<b>30.536</b>	97	MANN	<b>20.193</b>	1	97	MANN	50.750	50.816	<b>0.066</b>
2	97	MANN	<b>30.557</b>	1	HILL	<b>20.357</b>	2	1	HILL	50.893	50.893	<b>0.000</b>
3	151	DENYER	<b>30.969</b>	69	RUSSO	<b>20.641</b>	3	151	DENYER	51.727	51.865	<b>0.138</b>
4	86	KELMAN	<b>31.040</b>	118	CORKETT	<b>20.650</b>	4	69	RUSSO	51.794	52.050	<b>0.256</b>
5	52	FRICKER	<b>31.080</b>	129	CRIPPS	<b>20.653</b>	5	86	KELMAN	51.813	51.910	<b>0.097</b>
6	69	RUSSO	<b>31.153</b>	151	DENYER	<b>20.758</b>	6	52	FRICKER	51.860	51.950	<b>0.090</b>
7	129	CRIPPS	<b>31.214</b>	86	KELMAN	<b>20.773</b>	7	129	CRIPPS	51.867	52.140	<b>0.273</b>
8	118	CORKETT	<b>31.232</b>	52	FRICKER	<b>20.780</b>	8	118	CORKETT	51.882	52.025	<b>0.143</b>
9	74	BLACK	<b>31.424</b>	52	MANTELL	<b>20.881</b>	9	74	BLACK	52.555	52.816	<b>0.261</b>
10	6	FIRTH	<b>31.631</b>	48	WALLIS	<b>20.964</b>	10	52	MANTELL	52.558	52.558	<b>0.000</b>
11	52	MANTELL	<b>31.677</b>	124	SKINNER	<b>21.040</b>	11	6	FIRTH	52.721	53.005	<b>0.284</b>
12	77	MAY	<b>31.695</b>	25	DAY	<b>21.067</b>	12	77	MAY	52.805	52.805	<b>0.000</b>
13	25	DAY	<b>31.817</b>	6	FIRTH	<b>21.090</b>	13	48	WALLIS	52.824	52.824	<b>0.000</b>
14	48	WALLIS	<b>31.860</b>	77	MAY	<b>21.110</b>	14	25	DAY	52.884	52.884	<b>0.000</b>
15	994	HOWARD	<b>31.924</b>	74	BLACK	<b>21.131</b>	15	888	WRIGHT	53.134	53.205	<b>0.071</b>
16	888	WRIGHT	<b>31.997</b>	888	WRIGHT	<b>21.137</b>	16	994	HOWARD	53.192	53.243	<b>0.051</b>
17	7	TAYLOR	<b>32.070</b>	994	HOWARD	<b>21.268</b>	17	7	TAYLOR	53.611	54.098	<b>0.487</b>
18	44	PARKER	<b>32.381</b>	7	TAYLOR	<b>21.541</b>	18	124	SKINNER	53.662	53.662	<b>0.000</b>
19	109	CAYFORD	<b>32.549</b>	81	MAY	<b>21.569</b>	19	44	PARKER	54.093	54.142	<b>0.049</b>
20	45	QUINCE	<b>32.552</b>	40	WILKINSON	<b>21.597</b>	20	81	MAY	54.157	54.326	<b>0.169</b>
21	81	MAY	<b>32.588</b>	58	ALLEN	<b>21.604</b>	21	45	QUINCE	54.264	54.264	<b>0.000</b>
22	124	SKINNER	<b>32.622</b>	689	TREVEIL	<b>21.688</b>	22	58	ALLEN	54.299	54.299	<b>0.000</b>
23	58	ALLEN	<b>32.695</b>	44	PARKER	<b>21.712</b>	23	40	WILKINSON	54.640	55.097	<b>0.457</b>
24	40	WILKINSON	<b>33.043</b>	45	QUINCE	<b>21.712</b>	24	109	CAYFORD	54.829	54.996	<b>0.167</b>
25	67	HARVEY	<b>33.061</b>	54	PUTTICK	<b>21.719</b>	25	67	HARVEY	54.849	55.097	<b>0.248</b>
26	689	TREVEIL	<b>33.200</b>	67	HARVEY	<b>21.788</b>	26	689	TREVEIL	54.888	54.888	<b>0.000</b>
27	54	PUTTICK	<b>33.246</b>	110	CRUMPTON	<b>22.200</b>	27	54	PUTTICK	54.965	55.483	<b>0.518</b>
28	4	KILLWORTH	<b>33.254</b>	4	KILLWORTH	<b>22.230</b>	28	4	KILLWORTH	55.484	55.674	<b>0.190</b>
29	137	McPHERSON	<b>33.381</b>	51	BEESLEY	<b>22.262</b>	29	51	BEESLEY	55.656	55.767	<b>0.111</b>
30	51	BEESLEY	<b>33.394</b>	109	CAYFORD	<b>22.280</b>	30	137	McPHERSON	55.665	55.699	<b>0.034</b>
31	46	HODGES	<b>33.396</b>	137	McPHERSON	<b>22.284</b>	31	46	HODGES	55.995	55.995	<b>0.000</b>
32	93	BOTTO	<b>33.937</b>	93	BOTTO	<b>22.485</b>	32	110	CRUMPTON	56.237	56.325	<b>0.088</b>
33	114	BATE	<b>33.962</b>	49	CHAYTOR	<b>22.512</b>	33	93	BOTTO	56.422	56.522	<b>0.100</b>
34	110	CRUMPTON	<b>34.037</b>	114	BATE	<b>22.592</b>	34	114	BATE	56.554	56.554	<b>0.000</b>
35	68	HILL	<b>34.398</b>	46	HODGES	<b>22.599</b>	35	68	HILL	57.013	57.120	<b>0.107</b>
36	42	ATKINS	<b>34.457</b>	68	HILL	<b>22.615</b>	36	42	ATKINS	57.214	57.214	<b>0.000</b>
37	333	HOUGHTON	<b>35.083</b>	42	ATKINS	<b>22.757</b>	37	49	CHAYTOR	57.905	57.905	<b>0.000</b>
38	49	CHAYTOR	<b>35.393</b>	333	HOUGHTON	<b>23.528</b>	38	333	HOUGHTON	58.611	58.808	<b>0.197</b>
39							39	139	MARLEY		54.695	

# BMCRC - MRO Championships 2023 - Rnd 8 @ Brands Hatch Indy

## BMCRC Thunderbike Sport & Extreme & SuperTwins

### QUALIFYING - STATISTICS

**Competitors Started** 39  
**Planned Start** 2023-09-30 @ 10:30:00.000  
**Actual Start** 2023-09-30 @ 10:35:59.309  
**Finish Time** 2023-09-30 @ 10:48:00.693  
**Track Length** 1.2079mi.  
**Total Laps** 442  
**Total Distance Covered** 533.9119mi.

### Session Fastest Lap History

NO	CL	NAME	LAP TIME	TIME OF DAY	LAP	VEHICLE
1		Jeremy HILL	<b>51.901</b>	10:37:16.762	1	Yamaha R6
1		Jeremy HILL	<b>51.516</b>	10:38:08.279	2	Yamaha R6
1		Jeremy HILL	<b>50.893</b>	10:38:59.172	3	Yamaha R6
97		Alex MANN	<b>50.816</b>	10:46:54.825	12	Honda CBR600RR

### Flag History

TYPE	TIME OF DAY
GREEN	10:35:59.309
FINISH	10:48:00.693

### Flag Statistics

TYPE	COUNT	TOTAL LAPS	TOTAL TIME
Green	1	13	13:02.482
Red	0	0	0.000
Safety Car	0	0	0.000
FCY	0	0	0.000

# BMCRC - MRO Championships 2023 - Rnd 8 @ Brands Hatch Indy

## BMCRC Thunderbike Sport & Extreme & SuperTwins

### QUALIFYING - STATISTICS

CLASS :

18 Starters

#### Fastest Lap History

NO	NAME	LAP TIME	TIME OF DAY	LAP	VEHICLE
1	Jeremy HILL	51.901	10:37:16.762	1	Yamaha R6
1	Jeremy HILL	51.516	10:38:08.279	2	Yamaha R6
1	Jeremy HILL	50.893	10:38:59.172	3	Yamaha R6
97	Alex MANN	50.816	10:46:54.825	12	Honda CBR600RR



# BMCRC - MRO Championships 2023 - Rnd 8 @ Brands Hatch Indy

## BMCRC Thunderbike Sport & Extreme & SuperTwins

### QUALIFYING - STATISTICS

CLASS : R

5 Starters

#### Fastest Lap History

NO	NAME	LAP TIME	TIME OF DAY	LAP	VEHICLE
7	Darren TAYLOR	<b>57.600</b>	10:37:27.968	1	Kawasaki ZX6R
7	Darren TAYLOR	<b>55.607</b>	10:38:23.552	2	Kawasaki ZX6R
7	Darren TAYLOR	<b>55.176</b>	10:39:18.751	3	Kawasaki ZX6R
994	Adrian HOWARD	<b>54.129</b>	10:40:32.883	4	Suzuki GSXR 600
994	Adrian HOWARD	<b>53.957</b>	10:41:26.840	5	Suzuki GSXR 600
994	Adrian HOWARD	<b>53.526</b>	10:43:14.893	7	Suzuki GSXR 600
994	Adrian HOWARD	<b>53.243</b>	10:45:56.237	10	Suzuki GSXR 600

# BMCRC - MRO Championships 2023 - Rnd 8 @ Brands Hatch Indy

## BMCRC Thunderbike Sport & Extreme & SuperTwins

### QUALIFYING - STATISTICS

CLASS : SUP

10 Starters

#### Fastest Lap History

NO	NAME	LAP TIME	TIME OF DAY	LAP	VEHICLE
888	Brandon WRIGHT	56.842	10:37:29.996	1	Suzuki SV650
74	Daniel BLACK	56.674	10:37:30.309	1	Suzukis SV650
74	Daniel BLACK	54.532	10:38:24.842	2	Suzukis SV650
74	Daniel BLACK	54.361	10:39:19.202	3	Suzukis SV650
74	Daniel BLACK	53.601	10:41:07.727	5	Suzukis SV650
74	Daniel BLACK	53.424	10:42:01.151	6	Suzukis SV650
888	Brandon WRIGHT	53.216	10:43:52.992	8	Suzuki SV650
74	Daniel BLACK	53.119	10:45:38.373	10	Suzukis SV650
74	Daniel BLACK	52.816	10:47:25.941	12	Suzukis SV650

# BMCRC - MRO Championships 2023 - Rnd 8 @ Brands Hatch Indy

## BMCRC Thunderbike Sport & Extreme & SuperTwins

### QUALIFYING - STATISTICS

CLASS : E

7 Starters

#### Fastest Lap History

NO	NAME	LAP TIME	TIME OF DAY	LAP	VEHICLE
118	Darren CORKETT	<b>57.055</b>	10:37:27.984	1	Suzuki GSXR 600
52	Barry MANTELL	<b>57.001</b>	10:37:30.726	1	Honda 929 FIREBLADE
118	Darren CORKETT	<b>55.544</b>	10:38:23.538	2	Suzuki GSXR 600
52	Barry MANTELL	<b>55.038</b>	10:38:25.763	2	Honda 929 FIREBLADE
118	Darren CORKETT	<b>54.050</b>	10:39:17.581	3	Suzuki GSXR 600
129	Derek CRIPPS	<b>53.524</b>	10:39:31.681	3	Yamaha R1
129	Derek CRIPPS	<b>52.140</b>	10:40:23.820	4	Yamaha R1
118	Darren CORKETT	<b>52.025</b>	10:43:42.637	8	Suzuki GSXR 600



# BMCRC - MRO Championships 2023 - Rnd 8 @ Brands Hatch Indy

## Reactive Parts MRO Powerbikes inc Clubman 1000 & Thunderbike Ultra QUALIFYING - CLASSIFICATION



POS	NO	CL	PIC NAME	ENTRY	TIME	ON	LAPS	GAP	DIFF	MPH
1	26		1 Josh WAINWRIGHT	Honda CBR1000 - JW MOT Centre	48.417	9	9			89.81
2	48		2 Nicky WILSON	Suzuki GSXR 1000 - Demon GP/Haslemere Motorcycle	48.694	4	11	0.277	0.277	89.30
3	2		3 Peter BAKER	Kawasaki ZX10R - T.J & Peter Baker M/C	49.080	10	10	0.663	0.386	88.60
4	37	C	1 Clayton GROVER	Yamaha R1 - Grover stunts	49.115	10	10	0.698	0.035	88.53
5	224	C	2 Lee HEALEY	Suzuki GSXR 1000R - Wilvin UK Ltd / Uniq3 Projects Li	49.578	10	10	1.161	0.463	87.71
6	5	U	1 Stacey KILLWORTH	Suzuki GSXR 1000 - Greenplant/Everns	49.739	3	4	1.322	0.161	87.42
7	800	U	2 Morgan CREASEY	Suzuki GSXR 1000 K7 - Warics Ltd	49.950	7	9	1.533	0.211	87.05
8	78	C	3 Jamie THOMAS	Suzuki GSXR 1000 - Team RubyRacing DART Motorsp	50.159	7	8	1.742	0.209	86.69
9	134		4 Donald GILBERT	Suzuki GSXR1000 - S and N tyres	50.226	7	7	1.809	0.067	86.58
10	17		5 Phil BAKER	BMW S1000RR -	50.229	6	7	1.812	0.003	86.57
11	30	C	4 Alex PENRICE	Yamaha R1 - AP Motorcycles	50.333	10	10	1.916	0.104	86.39
12	188		6 Dawid KRAWIECKI	Yamaha R1 - Code Blue LTD & D A East Electrical	50.690	8	8	2.273	0.357	85.78
13	53		7 Seamus McGLYNN	Yamaha R1 - S and d build and design Ltd	51.042	4	10	2.625	0.352	85.19
14	39		8 Austen WEBSTER	Kawasaki ZX10R - Ace Motorcycles	51.068	9	9	2.651	0.026	85.15
15	102	U	4 James FEARN	Suzuki GSXR1000 - Mark Wilby plumbing	51.861	3	3	3.444	0.793	83.85
16	184	C	5 Martyn DELLOW	Suzuki GSXR1000 - Kirdford Shotblasting	51.933	10	10	3.516	0.072	83.73
17	19	U	5 Tyler DONOVAN	Kawasaki ZX10R - Tinder Corp	52.223	9	9	3.806	0.290	83.26
18	117	U	6 Raymond STAGG	Suzuki GSXR 750 -	52.541	7	7	4.124	0.318	82.76
19	229	C	6 David JAMES	Yamaha R1 -	52.598	8	9	4.181	0.057	82.67
20	258	U	7 Ande FRIEND	Kawasaki ZX10R - Flying colours Motorcycle Training	52.617	8	8	4.200	0.019	82.64
21	20	U	8 Connor SWYER	Suzuki GSXR 1000 K6 - WSC Performance & lleithyr far	52.852	8	8	4.435	0.235	82.27
22	80	U	9 Mark OVEL	Yamaha R1 - I NEED A SPONSOR	52.960	3	8	4.543	0.108	82.11
23	17	U	10 Jordan KILLWORTH	Kawasaki ZX10R - BK Racing / Rabbit	53.065	7	7	4.648	0.105	81.94
24	23	U	11 Justin ROSE	Yamaha R1 -	53.069	7	9	4.652	0.004	81.94
25	41	U	12 Paul PRICE	Suzuki GSXR 1000 -	53.082	8	9	4.665	0.013	81.92
26	10		9 Daniel MERCER	Honda CBR1000RR - Merc&Co Racing	53.118	7	8	4.701	0.036	81.86
27	46	C	7 Simon GATES	Yamaha YZF R1 - T.A Roden LTD / Canine Plus Hydro	53.330	8	9	4.913	0.212	81.54
28	8	U	14 Dave SAUNDERS	Suzuki GSXR1000 - Mum/Dad/JW MOT/Parks Utility	53.716	9	9	5.299	0.386	80.95
29	261	C	8 Roberto Di GREGORIO	Ducati 899 PANIGALE - Physio Healthy	53.890	8	8	5.473	0.174	80.69
30	96	U	15 Pete SCOTT	Suzuki GSXR1000K5 - South Hill MOT Centre	54.178	4	5	5.761	0.288	80.26
31	333		10 Andrew HOUGHTON	BMW S1000RR - Bahnstomer BMW	54.827	4	4	6.410	0.649	79.31
32	24	U	16 Mark REYNOLDS	Yamaha R1 4C8 -	54.981	3	4	6.564	0.154	79.09
33	21	U	17 Danny BRENNAN	Suzuki GSXR 1000 -	55.037	4	10	6.620	0.056	79.01
34	744	U	18 Gary ANDERSON	Honda 954RR - A&M MOT Services. Guildford	55.448	8	8	7.031	0.411	78.42
35	114	U	19 Richard BATE	Yamaha R1 - TEAM PSR	56.088	8	8	7.671	0.640	77.53
36	274	C	9 Stewart LATIMER	Suzuki GSXR1000 R - Fat Bloke Racing RR	56.637	6	7	8.220	0.549	76.78

Weather / Track : Cloudy / Dry

These results are provisional until the conclusion of any judicial and technical matters.

Brands Hatch Indy: 1.2079 miles  
Date: 30/09/2023 Start: 10:50 Finish: 00:00

Clerk Of Course :	Stewards :	Timekeeper : <i>Craig Smith</i>
-------------------	------------	------------------------------------

Results can be found at [www.tsl-timing.com](http://www.tsl-timing.com)

Printed - 11:11 Saturday, 30 September 2023



# BMCRC - MRO Championships 2023 - Rnd 8 @ Brands Hatch Indy

## Reactive Parts MRO Powerbikes inc Clubman 1000 & Thunderbike Ultra

### QUALIFYING - SECTOR ANALYSIS



SECTOR 1 = FL to I1, SECTOR 2 = I1 to FL, DIFF = Difference To Personal Best Lap, P = Crossed Finish Line in Pit Lane, D = Time Disallowed

P1 26		Josh WAINWRIGHT		Honda CBR1000 - JW MOT Centre			
IDEAL LAP TIME : 48.327		BEST LAP TIME : 48.417		DIFFERENCE : 0.090			
LAP	SECTOR 1	SECTOR 2	LAP TIME	MPH	DIFF	TIME OF DAY	
1 -	31.529	19.870	51.399	84.60	2.982	10:51:25.162	
2 -	29.971	19.840	49.811	87.30	1.394	10:52:14.973	
3 -	29.350	<b>19.197</b>	48.547 (2)	89.57	0.130	10:53:03.520	
4 -	29.388	IN PIT	8:56.021 P	8.11	8:07.604	11:01:59.541	
5 -	OUTLAP	19.748	53.190	81.75	4.773	11:02:52.731	
6 -	29.933	19.215	49.148	88.47	0.731	11:03:41.879	
7 -	29.415	19.255	48.670 (3)	89.34	0.253	11:04:30.549	
8 -	30.389	19.342	49.731	87.44	1.314	11:05:20.280	
9 -	<b>29.130</b>	19.287	<b>48.417 (1)</b>	<b>89.81</b>		<b>11:06:08.697</b>	

P2 48		Nicky WILSON		Suzuki GSXR 1000 - Demon GP/Haslemere Motorcycles			
IDEAL LAP TIME : 48.185		BEST LAP TIME : 48.694		DIFFERENCE : 0.509			
LAP	SECTOR 1	SECTOR 2	LAP TIME	MPH	DIFF	TIME OF DAY	
1 -	31.309	19.940	51.249	84.85	2.555	10:51:24.796	
2 -	30.314	20.033	50.347	86.37	1.653	10:52:15.143	
3 -	29.628	<b>19.176</b>	48.804 (3)	89.10	0.110	10:53:03.947	
4 -	29.181	19.513	<b>48.694 (1)</b>	<b>89.30</b>		<b>10:53:52.641</b>	
5 -	<b>29.009</b>	IN PIT	8:05.664 P	8.95	7:16.970	11:01:58.305	
6 -	OUTLAP	19.822	53.877	80.71	5.183	11:02:52.182	
7 -	29.874	19.542	49.416	87.99	0.722	11:03:41.598	
8 -	29.510	19.362	48.872	88.97	0.178	11:04:30.470	
9 -	29.924	19.377	49.301	88.20	0.607	11:05:19.771	
10 -	29.349	19.388	48.737 (2)	89.22	0.043	11:06:08.508	
11 -	29.573	19.704	49.277	88.24	0.583	11:06:57.785	

P3 2		Peter BAKER		Kawasaki ZX10R - TJ & Peter Baker M/C			
IDEAL LAP TIME : 49.003		BEST LAP TIME : 49.080		DIFFERENCE : 0.077			
LAP	SECTOR 1	SECTOR 2	LAP TIME	MPH	DIFF	TIME OF DAY	
1 -	31.829	20.124	51.953	83.70	2.873	10:51:29.315	
2 -	30.484	20.016	50.500	86.11	1.420	10:52:19.815	
3 -	30.042	20.337	50.379	86.31	1.299	10:53:10.194	
4 -	29.646	19.940	49.586	87.69	0.506	10:53:59.780	
5 -	29.627	IN PIT	7:59.156 P	9.07	7:10.076	11:01:58.936	
6 -	OUTLAP	19.851	54.377	79.97	5.297	11:02:53.313	
7 -	30.321	19.616	49.937	87.08	0.857	11:03:43.250	
8 -	29.615	19.627	49.242 (2)	88.31	0.162	11:04:32.492	
9 -	29.701	<b>19.600</b>	49.301 (3)	88.20	0.221	11:05:21.793	
10 -	<b>29.403</b>	19.677	<b>49.080 (1)</b>	<b>88.60</b>		<b>11:06:10.873</b>	

P4 37 C		Clayton GROVER		Yamaha R1 - Grover stunts			
IDEAL LAP TIME : 48.891		BEST LAP TIME : 49.115		DIFFERENCE : 0.224			
LAP	SECTOR 1	SECTOR 2	LAP TIME	MPH	DIFF	TIME OF DAY	
1 -	31.608	20.099	51.707	84.10	2.592	10:51:25.636	
2 -	29.793	19.961	49.754	87.40	0.639	10:52:15.390	
3 -	30.142	19.703	49.845	87.24	0.730	10:53:05.235	
4 -	29.771	19.694	49.465	87.91	0.350	10:53:54.700	
5 -	29.464	IN PIT	8:05.125 P	8.96	7:16.010	11:01:59.825	
6 -	OUTLAP	19.932	53.807	80.81	4.692	11:02:53.632	
7 -	30.184	19.660	49.844	87.24	0.729	11:03:43.476	
8 -	29.649	19.646	49.295 (3)	88.21	0.180	11:04:32.771	
9 -	29.656	<b>19.472</b>	49.128 (2)	88.51	0.013	11:05:21.899	
10 -	<b>29.419</b>	19.696	<b>49.115 (1)</b>	<b>88.53</b>		<b>11:06:11.014</b>	

# BMCRC - MRO Championships 2023 - Rnd 8 @ Brands Hatch Indy

## Reactive Parts MRO Powerbikes inc Clubman 1000 & Thunderbike Ultra

### QUALIFYING - SECTOR ANALYSIS



SECTOR 1 = FL to I1, SECTOR 2 = I1 to FL, DIFF = Difference To Personal Best Lap, P = Crossed Finish Line in Pit Lane, D = Time Disallowed

<b>P5 224 C</b>		<b>Lee HEALEY</b>		Suzuki GSXR 1000R - Wilvin UK Ltd / Uniq3 Projects Ltd			
IDEAL LAP TIME : 49.450		BEST LAP TIME : 49.578		DIFFERENCE : 0.128			
LAP	SECTOR 1	SECTOR 2	LAP TIME	MPH	DIFF	TIME OF DAY	
1 -	32.600	20.717	53.317	81.56	3.739	10:51:27.978	
2 -	30.762	20.048	50.810	85.58	1.232	10:52:18.788	
3 -	30.849	20.164	51.013	85.24	1.435	10:53:09.801	
4 -	30.909	20.525	51.434	84.54	1.856	10:54:01.235	
5 -	30.974	IN PIT	7:56.936	<b>P</b> 9.11	7:07.358	11:01:58.171	
6 -	OUTLAP	19.930	54.635	79.59	5.057	11:02:52.806	
7 -	30.666	19.664	50.330	86.40	0.752	11:03:43.136	
8 -	30.559	<b>19.639</b>	50.198	<b>(3)</b> 86.62	0.620	11:04:33.334	
9 -	30.143	19.823	49.966	<b>(2)</b> 87.03	0.388	11:05:23.300	
10 -	<b>29.811</b>	19.767	<b>49.578</b>	<b>(1)</b> <b>87.71</b>		<b>11:06:12.878</b>	

<b>P6 5 U</b>		<b>Stacey KILLWORTH</b>		Suzuki GSXR 1000 - Greenplant/Evens			
IDEAL LAP TIME : 49.739		BEST LAP TIME : 49.739		DIFFERENCE : 0.000			
LAP	SECTOR 1	SECTOR 2	LAP TIME	MPH	DIFF	TIME OF DAY	
1 -	31.471	20.657	52.128	83.42	2.389	10:51:24.183	
2 -	30.681	20.182	50.863	<b>(3)</b> 85.49	1.124	10:52:15.046	
3 -	<b>30.053</b>	<b>19.686</b>	<b>49.739</b>	<b>(1)</b> <b>87.42</b>		<b>10:53:04.785</b>	
4 -	30.093	19.747	49.840	<b>(2)</b> 87.25	0.101	10:53:54.625	

<b>P7 800 U</b>		<b>Morgan CREASEY</b>		Suzuki GSXR 1000 K7 - Warics Ltd			
IDEAL LAP TIME : 49.950		BEST LAP TIME : 49.950		DIFFERENCE : 0.000			
LAP	SECTOR 1	SECTOR 2	LAP TIME	MPH	DIFF	TIME OF DAY	
1 -	OUTLAP	20.502	1:02.395	69.69	12.445	10:52:19.884	
2 -	30.300	20.513	50.813	85.58	0.863	10:53:10.697	
3 -	30.465	20.655	51.120	85.06	1.170	10:54:01.817	
4 -	31.059	IN PIT	7:59.324	<b>P</b> 9.07	7:09.374	11:02:01.141	
5 -	OUTLAP	20.792	59.717	72.82	9.767	11:03:00.858	
6 -	30.825	20.004	50.829	85.55	0.879	11:03:51.687	
7 -	<b>30.084</b>	<b>19.866</b>	<b>49.950</b>	<b>(1)</b> <b>87.05</b>		<b>11:04:41.637</b>	
8 -	30.273	20.010	50.283	<b>(3)</b> 86.48	0.333	11:05:31.920	
9 -	30.121	20.045	50.166	<b>(2)</b> 86.68	0.216	11:06:22.086	

<b>P8 78 C</b>		<b>Jamie THOMAS</b>		Suzuki GSXR 1000 - Team RubyRacing DART Motorsport			
IDEAL LAP TIME : 50.159		BEST LAP TIME : 50.159		DIFFERENCE : 0.000			
LAP	SECTOR 1	SECTOR 2	LAP TIME	MPH	DIFF	TIME OF DAY	
1 -	OUTLAP	21.842	57.234	75.97	7.075	10:53:02.134	
2 -	31.062	20.510	51.572	84.32	1.413	10:53:53.706	
3 -	30.394	IN PIT	8:12.339	<b>P</b> 8.83	7:22.180	11:02:06.045	
4 -	OUTLAP	20.545	55.012	79.04	4.853	11:03:01.057	
5 -	31.580	20.497	52.077	83.50	1.918	11:03:53.134	
6 -	30.357	20.242	50.599	<b>(3)</b> 85.94	0.440	11:04:43.733	
7 -	<b>30.135</b>	<b>20.024</b>	<b>50.159</b>	<b>(1)</b> <b>86.69</b>		<b>11:05:33.892</b>	
8 -	30.232	20.059	50.291	<b>(2)</b> 86.46	0.132	11:06:24.183	

<b>P9 134</b>		<b>Donald GILBERT</b>		Suzuki GSXR1000 - S and N tyres			
IDEAL LAP TIME : 50.226		BEST LAP TIME : 50.226		DIFFERENCE : 0.000			
LAP	SECTOR 1	SECTOR 2	LAP TIME	MPH	DIFF	TIME OF DAY	
1 -	32.146	20.551	52.697	<b>(3)</b> 82.52	2.471	10:51:31.173	
2 -	30.628	IN PIT	1:12.697	<b>P</b> 59.81	22.471	10:52:43.870	
3 -	OUTLAP	21.339	55.688	78.08	5.462	10:53:39.558	
4 -	49.083	IN PIT	10:26.518	<b>P</b> 6.94	9:36.292	11:04:06.076	
5 -	OUTLAP	20.404	56.302	77.23	6.076	11:05:02.378	
6 -	30.981	20.914	51.895	<b>(2)</b> 83.79	1.669	11:05:54.273	
7 -	<b>30.293</b>	<b>19.933</b>	<b>50.226</b>	<b>(1)</b> <b>86.58</b>		<b>11:06:44.499</b>	

# BMCRC - MRO Championships 2023 - Rnd 8 @ Brands Hatch Indy

## Reactive Parts MRO Powerbikes inc Clubman 1000 & Thunderbike Ultra

### QUALIFYING - SECTOR ANALYSIS



SECTOR 1 = FL to I1, SECTOR 2 = I1 to FL, DIFF = Difference To Personal Best Lap, P = Crossed Finish Line in Pit Lane, D = Time Disallowed

P10 17		Phil BAKER		BMW S1000RR -		
IDEAL LAP TIME : 50.204		BEST LAP TIME : 50.229		DIFFERENCE : 0.025		
LAP	SECTOR 1	SECTOR 2	LAP TIME	MPH	DIFF	TIME OF DAY
1 -	OUTLAP	21.034	55.836	77.88	5.607	10:53:10.384
2 -	30.822	21.103	51.925	83.74	1.696	10:54:02.309
3 -	31.300	IN PIT	9:12.948	<b>P</b> 7.86	8:22.719	11:03:15.257
4 -	OUTLAP	20.666	56.451	77.03	6.222	11:04:11.708
5 -	30.376	20.362	50.738	<b>(3)</b> 85.70	0.509	11:05:02.446
6 -	30.309	<b>19.920</b>	<b>50.229</b>	<b>(1)</b> <b>86.57</b>		<b>11:05:52.675</b>
7 -	<b>30.284</b>	20.104	50.388	<b>(2)</b> 86.30	0.159	11:06:43.063

P11 30 C		Alex PENRICE		Yamaha R1 - AP Motorcycles		
IDEAL LAP TIME : 50.272		BEST LAP TIME : 50.333		DIFFERENCE : 0.061		
LAP	SECTOR 1	SECTOR 2	LAP TIME	MPH	DIFF	TIME OF DAY
1 -	32.875	20.985	53.860	80.73	3.527	10:51:27.869
2 -	31.949	20.500	52.449	82.91	2.116	10:52:20.318
3 -	30.740	20.051	50.791	<b>(3)</b> 85.61	0.458	10:53:11.109
4 -	30.669	20.653	51.322	84.73	0.989	10:54:02.431
5 -	32.283	IN PIT	7:54.165	<b>P</b> 9.17	7:03.832	11:01:56.596
6 -	OUTLAP	20.909	55.149	78.85	4.816	11:02:51.745
7 -	30.981	20.112	51.093	85.11	0.760	11:03:42.838
8 -	31.437	20.067	51.504	84.43	1.171	11:04:34.342
9 -	30.490	<b>20.041</b>	50.531	<b>(2)</b> 86.05	0.198	11:05:24.873
10 -	<b>30.231</b>	20.102	<b>50.333</b>	<b>(1)</b> <b>86.39</b>		<b>11:06:15.206</b>

P12 188		Dawid KRAWIECKI		Yamaha R1 - Code Blue LTD & D A East Electrical		
IDEAL LAP TIME : 50.302		BEST LAP TIME : 50.690		DIFFERENCE : 0.388		
LAP	SECTOR 1	SECTOR 2	LAP TIME	MPH	DIFF	TIME OF DAY
1 -	OUTLAP	20.484	54.468	79.83	3.778	10:52:24.529
2 -	36.062	20.696	56.758	76.61	6.068	10:53:21.287
3 -	30.857	<b>19.987</b>	50.844	<b>(2)</b> 85.52	0.154	10:54:12.131
4 -	42.668	IN PIT	8:53.938	<b>P</b> 8.14	8:03.248	11:03:06.069
5 -	OUTLAP	20.518	59.019	73.68	8.329	11:04:05.088
6 -	30.811	20.385	51.196	84.94	0.506	11:04:56.284
7 -	<b>30.315</b>	20.842	51.157	<b>(3)</b> 85.00	0.467	11:05:47.441
8 -	30.536	20.154	<b>50.690</b>	<b>(1)</b> <b>85.78</b>		<b>11:06:38.131</b>

P13 53		Seamus McGLYNN		Yamaha R1 - S and d build and design Ltd		
IDEAL LAP TIME : 50.921		BEST LAP TIME : 51.042		DIFFERENCE : 0.121		
LAP	SECTOR 1	SECTOR 2	LAP TIME	MPH	DIFF	TIME OF DAY
1 -	33.049	21.292	54.341	80.02	3.299	10:51:28.642
2 -	31.831	20.735	52.566	82.72	1.524	10:52:21.208
3 -	31.307	20.434	51.741	84.04	0.699	10:53:12.949
4 -	30.738	20.304	<b>51.042</b>	<b>(1)</b> <b>85.19</b>		<b>10:54:03.991</b>
5 -	32.494	IN PIT	8:02.375	<b>P</b> 9.01	7:11.333	11:02:06.366
6 -	OUTLAP	20.728	55.270	78.67	4.228	11:03:01.636
7 -	31.169	20.345	51.514	84.41	0.472	11:03:53.150
8 -	30.837	<b>20.263</b>	51.100	<b>(2)</b> 85.09	0.058	11:04:44.250
9 -	30.761	20.422	51.183	<b>(3)</b> 84.96	0.141	11:05:35.433
10 -	<b>30.658</b>	20.831	51.489	84.45	0.447	11:06:26.922

# BMCRC - MRO Championships 2023 - Rnd 8 @ Brands Hatch Indy

## Reactive Parts MRO Powerbikes inc Clubman 1000 & Thunderbike Ultra

### QUALIFYING - SECTOR ANALYSIS



SECTOR 1 = FL to I1, SECTOR 2 = I1 to FL, DIFF = Difference To Personal Best Lap, P = Crossed Finish Line in Pit Lane, D = Time Disallowed

P14 39 Austen WEBSTER		Kawasaki ZX10R - Ace Motorcycles				
IDEAL LAP TIME : 50.925		BEST LAP TIME : 51.068		DIFFERENCE : 0.143		
LAP	SECTOR 1	SECTOR 2	LAP TIME	MPH	DIFF	TIME OF DAY
1 -	OUTLAP	21.788	59.166	73.49	8.098	10:52:31.142
2 -	32.233	21.080	53.313	81.56	2.245	10:53:24.455
3 -	33.123	21.389	54.512	79.77	3.444	10:54:18.967
4 -	47.652	IN PIT	7:41.472	P 9.42	6:50.404	11:02:00.439
5 -	OUTLAP	21.393	57.085	76.17	6.017	11:02:57.524
6 -	31.543	20.698	52.241	83.24	1.173	11:03:49.765
7 -	31.134	20.600	51.734 (3)	84.05	0.666	11:04:41.499
8 -	30.987	<b>20.244</b>	51.231 (2)	84.88	0.163	11:05:32.730
9 -	<b>30.681</b>	20.387	<b>51.068 (1)</b>	<b>85.15</b>		<b>11:06:23.798</b>

P15 102 U James FEARN		Suzuki GSXR1000 - Mark Wilby plumbing				
IDEAL LAP TIME : 51.861		BEST LAP TIME : 51.861		DIFFERENCE : 0.000		
LAP	SECTOR 1	SECTOR 2	LAP TIME	MPH	DIFF	TIME OF DAY
1 -	33.822	22.537	56.359 (3)	77.15	4.498	10:51:47.554
2 -	31.961	20.661	52.622 (2)	82.63	0.761	10:52:40.176
3 -	<b>31.402</b>	<b>20.459</b>	<b>51.861 (1)</b>	<b>83.85</b>		<b>10:53:32.037</b>

P16 184 C Martyn DELLOW		Suzuki GSXR1000 - Kirdford Shotblasting				
IDEAL LAP TIME : 51.694		BEST LAP TIME : 51.933		DIFFERENCE : 0.239		
LAP	SECTOR 1	SECTOR 2	LAP TIME	MPH	DIFF	TIME OF DAY
1 -	32.720	21.147	53.867	80.72	1.934	10:51:36.787
2 -	32.304	21.754	54.058	80.44	2.125	10:52:30.845
3 -	31.447	21.640	53.087	81.91	1.154	10:53:23.932
4 -	31.874	<b>20.611</b>	52.485	82.85	0.552	10:54:16.417
5 -	44.989	IN PIT	8:10.261	P 8.86	7:18.328	11:02:26.678
6 -	OUTLAP	20.908	58.193	74.72	6.260	11:03:24.871
7 -	31.093	20.979	52.072 (3)	83.51	0.139	11:04:16.943
8 -	32.669	21.272	53.941	80.61	2.008	11:05:10.884
9 -	<b>31.083</b>	20.916	51.999 (2)	83.62	0.066	11:06:02.883
10 -	31.156	20.777	<b>51.933 (1)</b>	<b>83.73</b>		<b>11:06:54.816</b>

P17 19 U Tyler DONOVAN		Kawasaki ZX10R - Tinder Corp				
IDEAL LAP TIME : 52.154		BEST LAP TIME : 52.223		DIFFERENCE : 0.069		
LAP	SECTOR 1	SECTOR 2	LAP TIME	MPH	DIFF	TIME OF DAY
1 -	33.246	21.114	54.360	79.99	2.137	10:51:33.563
2 -	33.071	21.217	54.288	80.10	2.065	10:52:27.851
3 -	33.293	21.782	55.075	78.95	2.852	10:53:22.926
4 -	31.773	20.983	52.756 (3)	82.42	0.533	10:54:15.682
5 -	40.722	IN PIT	7:51.691	P 9.21	6:59.468	11:02:07.373
6 -	OUTLAP	21.086	56.792	76.57	4.569	11:03:04.165
7 -	31.855	21.033	52.888	82.22	0.665	11:03:57.053
8 -	<b>31.549</b>	20.704	52.253 (2)	83.22	0.030	11:04:49.306
9 -	31.618	<b>20.605</b>	<b>52.223 (1)</b>	<b>83.26</b>		<b>11:05:41.529</b>

P18 117 U Raymond STAGG		Suzuki GSXR 750 -				
IDEAL LAP TIME : 52.539		BEST LAP TIME : 52.541		DIFFERENCE : 0.002		
LAP	SECTOR 1	SECTOR 2	LAP TIME	MPH	DIFF	TIME OF DAY
1 -	OUTLAP	21.778	59.931	72.56	7.390	10:54:11.630
2 -	42.501	IN PIT	7:56.067	P 9.13	7:03.526	11:02:07.697
3 -	OUTLAP	23.007	1:00.241	72.18	7.700	11:03:07.938
4 -	32.320	21.281	53.601	81.12	1.060	11:04:01.539
5 -	31.999	21.169	53.168 (3)	81.78	0.627	11:04:54.707
6 -	31.723	<b>20.971</b>	52.694 (2)	82.52	0.153	11:05:47.401
7 -	<b>31.568</b>	20.973	<b>52.541 (1)</b>	<b>82.76</b>		<b>11:06:39.942</b>



# BMCRC - MRO Championships 2023 - Rnd 8 @ Brands Hatch Indy

## Reactive Parts MRO Powerbikes inc Clubman 1000 & Thunderbike Ultra

### QUALIFYING - SECTOR ANALYSIS



SECTOR 1 = FL to I1, SECTOR 2 = I1 to FL, DIFF = Difference To Personal Best Lap, P = Crossed Finish Line in Pit Lane, D = Time Disallowed

P19 229 C		David JAMES		Yamaha R1 -		
IDEAL LAP TIME : 52.251		BEST LAP TIME : 52.598		DIFFERENCE : 0.347		
LAP	SECTOR 1	SECTOR 2	LAP TIME	MPH	DIFF	TIME OF DAY
1 -	OUTLAP	21.395	58.677	74.11	6.079	10:52:37.887
2 -	31.980	21.291	53.271	81.63	0.673	10:53:31.158
3 -	31.647	21.102	52.749 (3)	82.43	0.151	10:54:23.907
4 -	47.658	IN PIT	7:36.987 P	9.51	6:44.389	11:02:00.894
5 -	OUTLAP	21.720	59.145	73.52	6.547	11:03:00.039
6 -	32.074	20.848	52.922	82.17	0.324	11:03:52.961
7 -	31.902	<b>20.793</b>	52.695 (2)	82.52	0.097	11:04:45.656
8 -	<b>31.458</b>	21.140	<b>52.598 (1)</b>	<b>82.67</b>		<b>11:05:38.254</b>
9 -	31.915	20.934	52.849	82.28	0.251	11:06:31.103

P20 258 U		Ande FRIEND		Kawasaki ZX10R - Flying colours Motorcycle Training		
IDEAL LAP TIME : 52.515		BEST LAP TIME : 52.617		DIFFERENCE : 0.102		
LAP	SECTOR 1	SECTOR 2	LAP TIME	MPH	DIFF	TIME OF DAY
1 -	OUTLAP	22.460	1:01.917	70.23	9.300	10:53:23.569
2 -	33.370	21.324	54.694	79.50	2.077	10:54:18.263
3 -	45.728	IN PIT	7:50.688 P	9.23	6:58.071	11:02:08.951
4 -	OUTLAP	22.389	59.125	73.54	6.508	11:03:08.076
5 -	32.438	21.209	53.647	81.05	1.030	11:04:01.723
6 -	32.031	21.175	53.206 (3)	81.73	0.589	11:04:54.929
7 -	31.777	<b>21.076</b>	52.853 (2)	82.27	0.236	11:05:47.782
8 -	<b>31.439</b>	21.178	<b>52.617 (1)</b>	<b>82.64</b>		<b>11:06:40.399</b>

P21 20 U		Connor SWYER		Suzuki GSXR 1000 K6 - WSC Performace & lleithyr farm & dad		
IDEAL LAP TIME : 52.852		BEST LAP TIME : 52.852		DIFFERENCE : 0.000		
LAP	SECTOR 1	SECTOR 2	LAP TIME	MPH	DIFF	TIME OF DAY
1 -	34.062	22.246	56.308	77.22	3.456	10:51:59.696
2 -	32.423	21.692	54.115	80.35	1.263	10:52:53.811
3 -	32.550	21.480	54.030 (3)	80.48	1.178	10:53:47.841
4 -	32.197	IN PIT	8:20.243 P	8.69	7:27.391	11:02:08.084
5 -	OUTLAP	22.950	1:00.089	72.36	7.237	11:03:08.173
6 -	33.664	21.483	55.147	78.85	2.295	11:04:03.320
7 -	32.463	21.505	53.968 (2)	80.57	1.116	11:04:57.288
8 -	<b>31.688</b>	<b>21.164</b>	<b>52.852 (1)</b>	<b>82.27</b>		<b>11:05:50.140</b>

P22 80 U		Mark OVEL		Yamaha R1 - I NEED A SPONSOR		
IDEAL LAP TIME : 52.666		BEST LAP TIME : 52.960		DIFFERENCE : 0.294		
LAP	SECTOR 1	SECTOR 2	LAP TIME	MPH	DIFF	TIME OF DAY
1 -	36.037	23.244	59.281	73.35	6.321	10:51:47.406
2 -	34.068	22.267	56.335	77.19	3.375	10:52:43.741
3 -	<b>31.760</b>	21.200	<b>52.960 (1)</b>	<b>82.11</b>		<b>10:53:36.701</b>
4 -	46.777	IN PIT	8:50.452 P	8.19	7:57.492	11:02:27.153
5 -	OUTLAP	22.810	1:02.061	70.06	9.101	11:03:29.214
6 -	32.893	21.318	54.211	80.21	1.251	11:04:23.425
7 -	32.388	21.563	53.951 (3)	80.60	0.991	11:05:17.376
8 -	32.198	<b>20.906</b>	53.104 (2)	81.88	0.144	11:06:10.480

P23 17 U		Jordan KILLWORTH		Kawasaki ZX10R - BK Racing / Rabbit		
IDEAL LAP TIME : 52.925		BEST LAP TIME : 53.065		DIFFERENCE : 0.140		
LAP	SECTOR 1	SECTOR 2	LAP TIME	MPH	DIFF	TIME OF DAY
1 -	OUTLAP	21.742	59.106	73.57	6.041	10:54:01.577
2 -	33.664	IN PIT	8:05.312 P	8.96	7:12.247	11:02:06.889
3 -	OUTLAP	23.300	1:01.023	71.26	7.958	11:03:07.912
4 -	33.326	21.625	54.951	79.13	1.886	11:04:02.863
5 -	32.736	<b>21.033</b>	53.769 (3)	80.87	0.704	11:04:56.632
6 -	32.073	21.126	53.199 (2)	81.74	0.134	11:05:49.831
7 -	<b>31.892</b>	21.173	<b>53.065 (1)</b>	<b>81.94</b>		<b>11:06:42.896</b>

# BMCRC - MRO Championships 2023 - Rnd 8 @ Brands Hatch Indy

## Reactive Parts MRO Powerbikes inc Clubman 1000 & Thunderbike Ultra

### QUALIFYING - SECTOR ANALYSIS



SECTOR 1 = FL to I1, SECTOR 2 = I1 to FL, DIFF = Difference To Personal Best Lap, P = Crossed Finish Line in Pit Lane, D = Time Disallowed

P24 23 U Justin ROSE			Yamaha R1 -			
IDEAL LAP TIME : 52.953		BEST LAP TIME : 53.069		DIFFERENCE : 0.116		
LAP	SECTOR 1	SECTOR 2	LAP TIME	MPH	DIFF	TIME OF DAY
1 -	36.929	23.766	1:00.695	71.64	7.626	10:51:47.508
2 -	34.608	22.151	56.759	76.61	3.690	10:52:44.267
3 -	33.762	21.916	55.678	78.10	2.609	10:53:39.945
4 -	1:01.312	IN PIT	8:38.322	P 8.38	7:45.253	11:02:18.267
5 -	OUTLAP	21.888	59.986	72.49	6.917	11:03:18.253
6 -	32.869	21.399	54.268	80.13	1.199	11:04:12.521
7 -	<b>31.922</b>	21.147	<b>53.069 (1)</b>	<b>81.94</b>		<b>11:05:05.590</b>
8 -	32.282	21.108	53.390 (3)	81.44	0.321	11:05:58.980
9 -	32.167	<b>21.031</b>	53.198 (2)	81.74	0.129	11:06:52.178

P25 41 U Paul PRICE			Suzuki GSXR 1000 -			
IDEAL LAP TIME : 52.912		BEST LAP TIME : 53.082		DIFFERENCE : 0.170		
LAP	SECTOR 1	SECTOR 2	LAP TIME	MPH	DIFF	TIME OF DAY
1 -	38.426	23.535	1:01.961	70.18	8.879	10:51:47.301
2 -	34.270	22.495	56.765	76.60	3.683	10:52:44.066
3 -	33.782	21.906	55.688	78.08	2.606	10:53:39.754
4 -	1:03.508	IN PIT	8:39.690	P 8.36	7:46.608	11:02:19.444
5 -	OUTLAP	22.897	1:01.392	70.83	8.310	11:03:20.836
6 -	33.971	21.936	55.907	77.78	2.825	11:04:16.743
7 -	32.634	21.981	54.615 (3)	79.62	1.533	11:05:11.358
8 -	32.033	<b>21.049</b>	<b>53.082 (1)</b>	<b>81.92</b>		<b>11:06:04.440</b>
9 -	<b>31.863</b>	21.412	53.275 (2)	81.62	0.193	11:06:57.715

P26 10 Daniel MERCER			Honda CBR1000RR - Merc&Co Racing			
IDEAL LAP TIME : 52.958		BEST LAP TIME : 53.118		DIFFERENCE : 0.160		
LAP	SECTOR 1	SECTOR 2	LAP TIME	MPH	DIFF	TIME OF DAY
1 -	OUTLAP	22.193	1:03.270	68.73	10.152	10:53:20.801
2 -	33.159	21.343	54.502	79.78	1.384	10:54:15.303
3 -	44.806	IN PIT	8:09.733	P 8.87	7:16.615	11:02:25.036
4 -	OUTLAP	21.538	58.639	74.15	5.521	11:03:23.675
5 -	31.974	21.145	53.119 (2)	81.86	0.001	11:04:16.794
6 -	33.456	21.366	54.822	79.32	1.704	11:05:11.616
7 -	32.109	<b>21.009</b>	<b>53.118 (1)</b>	<b>81.86</b>		<b>11:06:04.734</b>
8 -	<b>31.949</b>	21.228	53.177 (3)	81.77	0.059	11:06:57.911

P27 46 C Simon GATES			Yamaha YZF R1 - T.A Roden LTD / Canine Plus Hydro			
IDEAL LAP TIME : 53.212		BEST LAP TIME : 53.330		DIFFERENCE : 0.118		
LAP	SECTOR 1	SECTOR 2	LAP TIME	MPH	DIFF	TIME OF DAY
1 -			57.244	75.96	3.914	10:51:33.045
2 -			55.306	78.62	1.976	10:52:28.351
3 -			55.354	78.55	2.024	10:53:23.705
4 -		IN PIT	8:54.188	P 8.14	8:00.858	11:02:17.893
5 -	OUTLAP	21.696	59.888	72.61	6.558	11:03:17.781
6 -	32.888	21.085	53.973	80.56	0.643	11:04:11.754
7 -	<b>32.381</b>	21.047	53.428 (2)	81.39	0.098	11:05:05.182
8 -	32.499	<b>20.831</b>	<b>53.330 (1)</b>	<b>81.54</b>		<b>11:05:58.512</b>
9 -	32.391	21.072	53.463 (3)	81.33	0.133	11:06:51.975

# BMCRC - MRO Championships 2023 - Rnd 8 @ Brands Hatch Indy

## Reactive Parts MRO Powerbikes inc Clubman 1000 & Thunderbike Ultra

### QUALIFYING - SECTOR ANALYSIS



SECTOR 1 = FL to I1, SECTOR 2 = I1 to FL, DIFF = Difference To Personal Best Lap, P = Crossed Finish Line in Pit Lane, D = Time Disallowed

<b>P28</b>		<b>8 U</b>		<b>Dave SAUNDERS</b>		Suzuki GSXR1000 - Mum/Dad/JW MOT/Parks Utility	
IDEAL LAP TIME : 53.716		BEST LAP TIME : 53.716		DIFFERENCE : 0.000			
LAP	SECTOR 1	SECTOR 2	LAP TIME	MPH	DIFF	TIME OF DAY	
1 -	38.321	23.499	1:01.820	70.34	8.104	10:51:46.968	
2 -	34.313	22.504	56.817	76.53	3.101	10:52:43.785	
3 -	33.598	21.964	55.562	78.26	1.846	10:53:39.347	
4 -	58.599	IN PIT	8:35.750 <b>P</b>	8.43	7:42.034	11:02:15.097	
5 -	OUTLAP	23.450	1:02.797	69.24	9.081	11:03:17.894	
6 -	34.507	22.330	56.837	76.51	3.121	11:04:14.731	
7 -	32.873	21.727	54.600 <b>(3)</b>	79.64	0.884	11:05:09.331	
8 -	32.864	21.523	54.387 <b>(2)</b>	79.95	0.671	11:06:03.718	
9 -	<b>32.316</b>	<b>21.400</b>	<b>53.716 (1)</b>	<b>80.95</b>		<b>11:06:57.434</b>	

<b>P29</b>		<b>261 C</b>		<b>Roberto Di GREGORIO</b>		Ducati 899 PANIGALE - Physio Healthy	
IDEAL LAP TIME : 53.835		BEST LAP TIME : 53.890		DIFFERENCE : 0.055			
LAP	SECTOR 1	SECTOR 2	LAP TIME	MPH	DIFF	TIME OF DAY	
1 -	OUTLAP	22.188	1:04.648	67.26	10.758	10:53:23.061	
2 -	33.909	21.656	55.565	78.26	1.675	10:54:18.626	
3 -	45.825	IN PIT	7:44.098 <b>P</b>	9.37	6:50.208	11:02:02.724	
4 -	OUTLAP	21.572	59.876	72.62	5.986	11:03:02.600	
5 -	33.137	21.242	54.379 <b>(3)</b>	79.96	0.489	11:03:56.979	
6 -	33.200	21.385	54.585	79.66	0.695	11:04:51.564	
7 -	<b>32.789</b>	21.116	53.905 <b>(2)</b>	80.67	0.015	11:05:45.469	
8 -	32.844	<b>21.046</b>	<b>53.890 (1)</b>	<b>80.69</b>		<b>11:06:39.359</b>	

<b>P30</b>		<b>96 U</b>		<b>Pete SCOTT</b>		Suzuki GSXR1000K5 - South Hill MOT Centre	
IDEAL LAP TIME : 54.111		BEST LAP TIME : 54.178		DIFFERENCE : 0.067			
LAP	SECTOR 1	SECTOR 2	LAP TIME	MPH	DIFF	TIME OF DAY	
1 -	OUTLAP	23.727	1:04.348	67.57	10.170	11:03:08.148	
2 -	35.272	22.596	57.868	75.14	3.690	11:04:06.016	
3 -	32.762	<b>21.811</b>	54.573 <b>(3)</b>	79.68	0.395	11:05:00.589	
4 -	<b>32.300</b>	21.878	<b>54.178 (1)</b>	<b>80.26</b>		<b>11:05:54.767</b>	
5 -	32.486	22.067	54.553 <b>(2)</b>	79.71	0.375	11:06:49.320	

<b>P31</b>		<b>333</b>		<b>Andrew HOUGHTON</b>		BMW S1000RR - Bahnstomer BMW	
IDEAL LAP TIME : 54.340		BEST LAP TIME : 54.827		DIFFERENCE : 0.487			
LAP	SECTOR 1	SECTOR 2	LAP TIME	MPH	DIFF	TIME OF DAY	
1 -	OUTLAP	22.916	1:01.327	70.90	6.500	10:51:15.271	
2 -	34.831	22.412	57.243 <b>(3)</b>	75.96	2.416	10:52:12.514	
3 -	33.986	<b>21.684</b>	55.670 <b>(2)</b>	78.11	0.843	10:53:08.184	
4 -	<b>32.656</b>	22.171	<b>54.827 (1)</b>	<b>79.31</b>		<b>10:54:03.011</b>	

<b>P32</b>		<b>24 U</b>		<b>Mark REYNOLDS</b>		Yamaha R1 4C8 -	
IDEAL LAP TIME : 54.740		BEST LAP TIME : 54.981		DIFFERENCE : 0.241			
LAP	SECTOR 1	SECTOR 2	LAP TIME	MPH	DIFF	TIME OF DAY	
1 -	35.759	22.515	58.274	74.62	3.293	10:51:37.627	
2 -	33.504	22.192	55.696 <b>(3)</b>	78.07	0.715	10:52:33.323	
3 -	<b>33.140</b>	21.841	<b>54.981 (1)</b>	<b>79.09</b>		<b>10:53:28.304</b>	
4 -	33.606	<b>21.600</b>	55.206 <b>(2)</b>	78.77	0.225	10:54:23.510	

# BMCRC - MRO Championships 2023 - Rnd 8 @ Brands Hatch Indy

## Reactive Parts MRO Powerbikes inc Clubman 1000 & Thunderbike Ultra

### QUALIFYING - SECTOR ANALYSIS



SECTOR 1 = FL to I1, SECTOR 2 = I1 to FL, DIFF = Difference To Personal Best Lap, P = Crossed Finish Line in Pit Lane, D = Time Disallowed

P33 21 U		Danny BRENNAN		Suzuki GSXR 1000 -			
IDEAL LAP TIME : 54.909		BEST LAP TIME : 55.037		DIFFERENCE : 0.128			
LAP	SECTOR 1	SECTOR 2	LAP TIME	MPH	DIFF	TIME OF DAY	
1 -	35.618	22.516	58.134	74.80	3.097	10:51:35.394	
2 -	34.739	21.947	56.686	76.71	1.649	10:52:32.080	
3 -	33.797	22.291	56.088	77.53	1.051	10:53:28.168	
4 -	<b>33.374</b>	21.663	<b>55.037 (1)</b>	<b>79.01</b>		<b>10:54:23.205</b>	
5 -	49.570	IN PIT	7:45.419 P	9.34	6:50.382	11:02:08.624	
6 -	OUTLAP	21.948	59.838	72.67	4.801	11:03:08.462	
7 -	33.787	<b>21.535</b>	55.322 (3)	78.60	0.285	11:04:03.784	
8 -	33.620	21.715	55.335	78.58	0.298	11:04:59.119	
9 -	33.420	22.026	55.446	78.42	0.409	11:05:54.565	
10 -	33.428	21.821	55.249 (2)	78.70	0.212	11:06:49.814	

P34 744 U		Gary ANDERSON		Honda 954RR - A&M MOT Services. Guildford			
IDEAL LAP TIME : 55.035		BEST LAP TIME : 55.448		DIFFERENCE : 0.413			
LAP	SECTOR 1	SECTOR 2	LAP TIME	MPH	DIFF	TIME OF DAY	
1 -	35.255	22.997	58.252	74.65	2.804	10:51:47.906	
2 -	34.031	22.091	56.122	77.48	0.674	10:52:44.028	
3 -	33.737	<b>21.770</b>	55.507 (2)	78.34	0.059	10:53:39.535	
4 -	1:04.624	IN PIT	8:37.752 P	8.39	7:42.304	11:02:17.287	
5 -	OUTLAP	22.991	1:03.246	68.75	7.798	11:03:20.533	
6 -	34.072	21.899	55.971 (3)	77.69	0.523	11:04:16.504	
7 -	34.342	22.091	56.433	77.05	0.985	11:05:12.937	
8 -	33.492	21.956	<b>55.448 (1)</b>	<b>78.42</b>		<b>11:06:08.385</b>	

P35 114 U		Richard BATE		Yamaha R1 - TEAM PSR			
IDEAL LAP TIME : 55.501		BEST LAP TIME : 56.088		DIFFERENCE : 0.587			
LAP	SECTOR 1	SECTOR 2	LAP TIME	MPH	DIFF	TIME OF DAY	
1 -	37.624	23.728	1:01.352	70.87	5.264	10:52:04.939	
2 -	34.868	23.802	58.670	74.11	2.582	10:53:03.609	
3 -	34.466	23.037	57.503 (3)	75.62	1.415	10:54:01.112	
4 -	37.187	IN PIT	8:05.612 P	8.95	7:09.524	11:02:06.724	
5 -	OUTLAP	24.996	1:08.364	63.60	12.276	11:03:15.088	
6 -	35.844	23.524	59.368	73.24	3.280	11:04:14.456	
7 -	34.511	22.498	57.009 (2)	76.27	0.921	11:05:11.465	
8 -	33.691	<b>22.397</b>	<b>56.088 (1)</b>	<b>77.53</b>		<b>11:06:07.553</b>	

P36 274 C		Stewart LATIMER		Suzuki GSXR1000 R - Fat Bloke Racing RR			
IDEAL LAP TIME : 56.637		BEST LAP TIME : 56.637		DIFFERENCE : 0.000			
LAP	SECTOR 1	SECTOR 2	LAP TIME	MPH	DIFF	TIME OF DAY	
1 -	OUTLAP	24.168	1:07.353	64.56	10.716	10:53:24.366	
2 -	34.721	22.777	57.498 (3)	75.63	0.861	10:54:21.864	
3 -	48.120	IN PIT	8:03.980 P	8.98	7:07.343	11:02:25.844	
4 -	OUTLAP	23.541	1:03.766	68.19	7.129	11:03:29.610	
5 -	35.834	22.922	58.756	74.01	2.119	11:04:28.366	
6 -	<b>34.350</b>	<b>22.287</b>	<b>56.637 (1)</b>	<b>76.78</b>		<b>11:05:25.003</b>	
7 -	34.878	22.338	57.216 (2)	76.00	0.579	11:06:22.219	

# BMCRC - MRO Championships 2023 - Rnd 8 @ Brands Hatch Indy

## Reactive Parts MRO Powerbikes inc Clubman 1000 & Thunderbike Ultra

### QUALIFYING - BEST SECTORS

SECTOR 1			SECTOR 2			IDEAL / BEST COMPARISON						
POS	NO	NAME	TIME	NO	NAME	TIME	POS	NO	NAME	IDEAL	BEST	DIFF
									<b>PERFECT LAP</b>	<b>48.185</b>		
1	48	WILSON	29.009	48	WILSON	19.176	1	48	WILSON	48.185	48.694	0.509
2	26	WAINWRIGHT	29.130	26	WAINWRIGHT	19.197	2	26	WAINWRIGHT	48.327	48.417	0.090
3	2	BAKER	29.403	37	GROVER	19.472	3	37	GROVER	48.891	49.115	0.224
4	37	GROVER	29.419	2	BAKER	19.600	4	2	BAKER	49.003	49.080	0.077
5	224	HEALEY	29.811	224	HEALEY	19.639	5	224	HEALEY	49.450	49.578	0.128
6	5	KILLWORTH	30.053	5	KILLWORTH	19.686	6	5	KILLWORTH	49.739	49.739	0.000
7	800	CREASEY	30.084	800	CREASEY	19.866	7	800	CREASEY	49.950	49.950	0.000
8	78	THOMAS	30.135	17	BAKER	19.920	8	78	THOMAS	50.159	50.159	0.000
9	30	PENRICE	30.231	134	GILBERT	19.933	9	17	BAKER	50.204	50.229	0.025
10	17	BAKER	30.284	188	KRAWIECKI	19.987	10	134	GILBERT	50.226	50.226	0.000
11	134	GILBERT	30.293	78	THOMAS	20.024	11	30	PENRICE	50.272	50.333	0.061
12	188	KRAWIECKI	30.315	30	PENRICE	20.041	12	188	KRAWIECKI	50.302	50.690	0.388
13	53	McGLYNN	30.658	39	WEBSTER	20.244	13	53	McGLYNN	50.921	51.042	0.121
14	39	WEBSTER	30.681	53	McGLYNN	20.263	14	39	WEBSTER	50.925	51.068	0.143
15	184	DELLOW	31.083	102	FEARN	20.459	15	184	DELLOW	51.694	51.933	0.239
16	102	FEARN	31.402	19	DONOVAN	20.605	16	102	FEARN	51.861	51.861	0.000
17	258	FRIEND	31.439	184	DELLOW	20.611	17	19	DONOVAN	52.154	52.223	0.069
18	229	JAMES	31.458	229	JAMES	20.793	18	229	JAMES	52.251	52.598	0.347
19	19	DONOVAN	31.549	46	GATES	20.831	19	258	FRIEND	52.515	52.617	0.102
20	117	STAGG	31.568	80	OVEL	20.906	20	117	STAGG	52.539	52.541	0.002
21	20	SWYER	31.688	117	STAGG	20.971	21	80	OVEL	52.666	52.960	0.294
22	80	OVEL	31.760	10	MERCER	21.009	22	20	SWYER	52.852	52.852	0.000
23	41	PRICE	31.863	23	ROSE	21.031	23	41	PRICE	52.912	53.082	0.170
24	17	KILLWORTH	31.892	17	KILLWORTH	21.033	24	17	KILLWORTH	52.925	53.065	0.140
25	23	ROSE	31.922	261	GREGORIO	21.046	25	23	ROSE	52.953	53.069	0.116
26	10	MERCER	31.949	41	PRICE	21.049	26	10	MERCER	52.958	53.118	0.160
27	96	SCOTT	32.300	258	FRIEND	21.076	27	46	GATES	53.212	53.330	0.118
28	8	SAUNDERS	32.316	20	SWYER	21.164	28	8	SAUNDERS	53.716	53.716	0.000
29	46	GATES	32.381	8	SAUNDERS	21.400	29	261	GREGORIO	53.835	53.890	0.055
30	333	HOUGHTON	32.656	21	BRENNAN	21.535	30	96	SCOTT	54.111	54.178	0.067
31	261	GREGORIO	32.789	24	REYNOLDS	21.600	31	333	HOUGHTON	54.340	54.827	0.487
32	114	BATE	33.104	333	HOUGHTON	21.684	32	24	REYNOLDS	54.740	54.981	0.241
33	24	REYNOLDS	33.140	744	ANDERSON	21.770	33	21	BRENNAN	54.909	55.037	0.128
34	744	ANDERSON	33.265	96	SCOTT	21.811	34	744	ANDERSON	55.035	55.448	0.413
35	21	BRENNAN	33.374	274	LATIMER	22.287	35	114	BATE	55.501	56.088	0.587
36	274	LATIMER	34.350	114	BATE	22.397	36	274	LATIMER	56.637	56.637	0.000

# BMCRC - MRO Championships 2023 - Rnd 8 @ Brands Hatch Indy

Reactive Parts MRO Powerbikes inc Clubman 1000 & Thunderbike Ultra

## QUALIFYING - STATISTICS

**Competitors Started** 36  
**Planned Start** 2023-09-30 @ 10:45:00.000  
**Actual Start** 2023-09-30 @ 10:50:04.377  
**Finish Time**  
**Track Length** 1.2079mi.  
**Total Laps** 289  
**Total Distance Covered** 349.0962mi.

### Session Fastest Lap History

NO	CL	NAME	LAP TIME	TIME OF DAY	LAP	VEHICLE
5	U	Stacey KILLWORTH	52.128	10:51:24.194	1	Suzuki GSXR 1000
48		Nicky WILSON	51.249	10:51:24.806	1	Suzuki GSXR 1000
26		Josh WAINWRIGHT	49.811	10:52:14.996	2	Honda CBR1000
37	C	Clayton GROVER	49.754	10:52:15.399	2	Yamaha R1
26		Josh WAINWRIGHT	48.547	10:53:03.544	3	Honda CBR1000
26		Josh WAINWRIGHT	48.417	11:06:08.720	9	Honda CBR1000

### Flag History

TYPE	TIME OF DAY
GREEN	10:50:04.377
RED	10:54:26.820
GREEN	11:01:54.492
RED	11:06:58.437

### Flag Statistics

TYPE	COUNT	TOTAL LAPS	TOTAL TIME
Green	2	11	9:26.387
Red	2	0	9:39.360
Safety Car	0	0	0.000
FCY	0	0	0.000

# BMCRC - MRO Championships 2023 - Rnd 8 @ Brands Hatch Indy

Reactive Parts MRO Powerbikes inc Clubman 1000 & Thunderbike Ultra

## QUALIFYING - STATISTICS

CLASS :

10 Starters

### Fastest Lap History

NO	NAME	LAP TIME	TIME OF DAY	LAP	VEHICLE
48	Nicky WILSON	51.249	10:51:24.806	1	Suzuki GSXR 1000
26	Josh WAINWRIGHT	49.811	10:52:14.996	2	Honda CBR1000
26	Josh WAINWRIGHT	48.547	10:53:03.544	3	Honda CBR1000
26	Josh WAINWRIGHT	48.417	11:06:08.720	9	Honda CBR1000

# BMCRC - MRO Championships 2023 - Rnd 8 @ Brands Hatch Indy

Reactive Parts MRO Powerbikes inc Clubman 1000 & Thunderbike Ultra

## QUALIFYING - STATISTICS

CLASS : C

9 Starters

### Fastest Lap History

NO	NAME	LAP TIME	TIME OF DAY	LAP	VEHICLE
37	Clayton GROVER	51.707	10:51:25.644	1	Yamaha R1
37	Clayton GROVER	49.754	10:52:15.399	2	Yamaha R1
37	Clayton GROVER	49.465	10:53:54.708	4	Yamaha R1
37	Clayton GROVER	49.295	11:04:32.778	8	Yamaha R1
37	Clayton GROVER	49.128	11:05:21.907	9	Yamaha R1
37	Clayton GROVER	49.115	11:06:11.022	10	Yamaha R1



# BMCRC - MRO Championships 2023 - Rnd 8 @ Brands Hatch Indy

Reactive Parts MRO Powerbikes inc Clubman 1000 & Thunderbike Ultra

## QUALIFYING - STATISTICS

CLASS : U

19 Starters

### Fastest Lap History

NO	NAME	LAP TIME	TIME OF DAY	LAP	VEHICLE
5	Stacey KILLWORTH	52.128	10:51:24.194	1	Suzuki GSXR 1000
5	Stacey KILLWORTH	50.863	10:52:15.057	2	Suzuki GSXR 1000
5	Stacey KILLWORTH	49.739	10:53:04.796	3	Suzuki GSXR 1000

# BMCRC - MRO Championships 2023 - Rnd 8 @ Brands Hatch Indy

## BMCRC Thunderbike Ultra & Extreme

### QUALIFYING - COMBINED CLASSIFICATION



POS	NO	CL	PIC NAME	ENTRY	FIRST		SECOND		GAP	DIFF
					TIME	LAPS	TIME	LAPS		
1	5	U	1 Stacey KILLWORTH	Suzuki GSXR 1000 - Greenplant/Everns		0	49.739	4		
2	800	U	2 Morgan CREASEY	Suzuki GSXR 1000 K7 - Warics Ltd		0	49.950	9	0.211	0.211
3	78	U	3 Jamie THOMAS	Suzuki GSXR 1000 - Team RubyRacing DART Motors		0	50.159	8	0.420	0.209
4	102	U	4 James FEARN	Suzuki GSXR1000 - Mark Wilby plumbing		0	51.861	3	2.122	1.702
5	118	E	1 Darren CORKETT	Suzuki GSXR 600 - Jackson & Phillips	52.025	13		0	2.286	0.164
6	129	E	2 Derek CRIPPS	Yamaha R1 - Team FBR	52.140	11		0	2.401	0.115
7	19	U	5 Tyler DONOVAN	Kawasaki ZX10R - Tinder Corp		0	52.223	9	2.484	0.083
8	117	U	6 Raymond STAGG	Suzuki GSXR 750 -		0	52.541	7	2.802	0.318
9	52	E	3 Barry MANTELL	Honda 929 FIREBLADE - Swedish car connection	52.558	13		0	2.819	0.017
10	258	U	7 Ande FRIEND	Kawasaki ZX10R - Flying colours Motorcycle Training		0	52.617	8	2.878	0.059
11	20	U	8 Connor SWYER	Suzuki GSXR 1000 K6 - WSC Performace & lleithyr far		0	52.852	8	3.113	0.235
12	80	U	9 Mark OVEL	Yamaha R1 - I NEED A SPONSOR		0	52.960	8	3.221	0.108
13	6	E	4 Andrew FIRTH	Yamaha YZF-R1 - LTRmotorcycles.co.uk / Palmer Ra	53.005	12		0	3.266	0.045
14	17	U	10 Jordan KILLWORTH	Kawasaki ZX10R - BK Racing / Rabbit		0	53.065	7	3.326	0.060
15	23	U	11 Justin ROSE	Yamaha R1 -		0	53.069	9	3.330	0.004
16	41	U	12 Paul PRICE	Suzuki GSXR 1000 -		0	53.082	9	3.343	0.013
17	46	U	13 Simon GATES	Yamaha YZF R1 - T.A Roden LTD / Canine Plus Hydr		0	53.330	9	3.591	0.248
18	124	E	5 Gareth SKINNER	Aprilia RSVR - Two4 Suspension	53.662	10		0	3.923	0.332
19	8	U	14 Dave SAUNDERS	Suzuki GSXR1000 - Mum/Dad/JW MOT/Parks Utility		0	53.716	9	3.977	0.054
20	96	U	15 Pete SCOTT	Suzuki GSXR1000K5 - South Hill MOT Centre		0	54.178	5	4.439	0.462
21	139	E	6 Rob MARLEY	Honda CBR600F3 - PearTree Racing	54.695	12		0	4.956	0.517
22	24	U	16 Mark REYNOLDS	Yamaha R1 4C8 -		0	54.981	4	5.242	0.286
23	21	U	17 Danny BRENNAN	Suzuki GSXR 1000 -		0	55.037	10	5.298	0.056
24	744	U	18 Gary ANDERSON	Honda 954RR - A&M MOT Services. Guildford		0	55.448	8	5.709	0.411
25	54	E	7 Mark PUTTICK	Suzuki GSXR 750 -	55.483	12		0	5.744	0.035
26	114	U	19 Richard BATE	Yamaha R1 - TEAM PSR		0	56.088	8	6.349	0.605

Weather / Track : Cloudy / Dry

Brands Hatch Indy: 1.2079 miles

These results are provisional until the conclusion of any judicial and technical matters.

Clerk Of Course :	Stewards :	Timekeeper : Craig Smith
-------------------	------------	--------------------------

Results can be found at [www.tsl-timing.com](http://www.tsl-timing.com)

Printed - 11:22 Saturday, 30 September 2023



**BMCRC - MRO Championships 2023 - Rnd 8 @ Brands Hatch Indy**

**BMCRC Thunderbike Extreme & Ultra**

**RACE 10 - GRID (9 Laps)**



ROW 9	27		56.088	26	<b>114</b> Richard BATE	25	<b>54</b> Mark PUTTICK	55.483	
ROW 8	24	<b>744</b> Gary ANDERSON	55.448	23	<b>21</b> Danny BRENNAN	55.037	22	<b>24</b> Mark REYNOLDS	54.981
ROW 7	21	<b>139</b> Rob MARLEY	54.695	20	<b>96</b> Pete SCOTT	54.178	19	<b>8</b> Dave SAUNDERS	53.716
ROW 6	18	<b>124</b> Gareth SKINNER	53.662	17	<b>46</b> Simon GATES	53.330	16	<b>41</b> Paul PRICE	53.082
ROW 5	15	<b>23</b> Justin ROSE	53.069	14	<b>17</b> Jordan KILLWORTH	53.065	13	<b>6</b> Andrew FIRTH	53.005
ROW 4	12	<b>80</b> Mark OVEL	52.960	11	<b>20</b> Connor SWYER	52.852	10	<b>258</b> Ande FRIEND	52.617
ROW 3	9	<b>52</b> Barry MANTELL	52.558	8	<b>117</b> Raymond STAGG	52.541	7	<b>19</b> Tyler DONOVAN	52.223
ROW 2	6	<b>129</b> Derek CRIPPS	52.140	5	<b>118</b> Darren CORKETT	52.025	4	<b>102</b> James FEARN	51.861
ROW 1	3	<b>78</b> Jamie THOMAS	50.159	2	<b>800</b> Morgan CREASEY	49.950	1	<b>5</b> Stacey KILLWORTH	49.739
<b>Pole</b>									

Brands Hatch Indy: 1.2079 miles

These results are provisional until the conclusion of any judicial and technical matters.

Clerk Of Course :	Stewards :	Timekeeper : <i>Craig Smith</i>
-------------------	------------	------------------------------------

Results can be found at [www.tsl-timing.com](http://www.tsl-timing.com)

Printed - 11:26 Saturday, 30 September 2023



# BMCRC - MRO Championships 2023 - Rnd 8 @ Brands Hatch Indy

## BMCRC Thunderbike Extreme & Ultra

### RACE 10 - CLASSIFICATION



POS	NO	CL	PIC NAME	ENTRY	LAPS	TIME	GAP	DIFF	MPH	BEST	ON
1	102	U	1 James FEARN	Suzuki GSXR1000 - Mark Wilby plumbing	6	5:09.089			84.41	50.516	5
2	78	U	2 Jamie THOMAS	Suzuki GSXR 1000 - Team RubyRacing DART Moto	6	5:09.264	0.175	0.175	84.36	50.469	2
3	19	U	3 Tyler DONOVAN	Kawasaki ZX10R - Tinder Corp	6	5:14.106	5.017	4.842	83.06	51.366	5
4	258	U	4 Ande FRIEND	Kawasaki ZX10R - Flying colours Motorcycle Trainin	6	5:14.407	5.318	0.301	82.98	51.386	4
5	129	E	1 Derek CRIPPS	Yamaha R1 - Team FBR	6	5:16.368	7.279	1.961	82.47	51.311	6
6	17	U	5 Jordan KILLWORTH	Kawasaki ZX10R - BK Racing / Rabbit	6	5:18.225	9.136	1.857	81.99	51.486	4
7	46	U	6 Simon GATES	Yamaha YZF R1 - T.A Roden LTD / Canine Plus Hyc	6	5:20.253	11.164	2.028	81.47	51.520	4
8	117	U	7 Raymond STAGG	Suzuki GSXR 750 -	6	5:23.398	14.309	3.145	80.67	52.152	5
9	20	U	8 Connor SWYER	Suzuki GSXR 1000 K6 - WSC Performace & lleithyr t	6	5:24.038	14.949	0.640	80.52	52.179	4
10	8	U	9 Dave SAUNDERS	Suzuki GSXR1000 - Mum/Dad/JW MOT/Parks Utility	6	5:24.137	15.048	0.099	80.49	51.018	6
11	52	E	2 Barry MANTELL	Honda 929 FIREBLADE - Swedish car connection	6	5:28.150	19.061	4.013	79.51	52.747	5
12	41	U	10 Paul PRICE	Suzuki GSXR 1000 -	6	5:28.281	19.192	0.131	79.47	52.958	5
13	23	U	11 Justin ROSE	Yamaha R1 -	6	5:28.500	19.411	0.219	79.42	53.123	5
14	96	U	12 Pete SCOTT	Suzuki GSXR1000K5 - South Hill MOT Centre	6	5:32.069	22.980	3.569	78.57	53.658	6
15	124	E	3 Gareth SKINNER	Aprilia RSVR - Two4 Suspension	6	5:33.994	24.905	1.925	78.11	53.666	3
16	744	U	13 Gary ANDERSON	Honda 954RR - A&M MOT Services. Guildford	6	5:40.077	30.988	6.083	76.72	54.864	6
17	139	E	4 Rob MARLEY	Honda CBR600F3 - PearTree Racing	5	4:48.491	1 Lap	1 Lap	75.36	55.998	4
18	114	U	14 Richard BATE	Yamaha R1 - TEAM PSR	5	4:49.012	1 Lap	0.521	75.23	54.915	5
19	54	E	5 Mark PUTTICK	Suzuki GSXR 750 -	5	4:50.364	1 Lap	1.352	74.88	56.052	2

#### NOT CLASSIFIED

DNF	24	U	Mark REYNOLDS	Yamaha R1 4C8 -	5	4:38.588	1 Lap		78.04	53.346	5
DNF	21	U	Danny BRENNAN	Suzuki GSXR 1000 -	3	2:58.774	3 Laps	2 Laps	72.97	55.722	3

#### NOT STARTED

NS	118	E	Darren CORKETT	Suzuki GSXR 600 - Jackson & Phillips							
----	-----	---	----------------	--------------------------------------	--	--	--	--	--	--	--

#### FASTEST LAP

	78	U	Jamie THOMAS	Suzuki GSXR 1000 - Team RubyRacing DART Moto	2	50.469			86.16 mph	138.66 kph	
	129	E	Derek CRIPPS	Yamaha R1 - Team FBR	6	51.311			84.74 mph	136.39 kph	

Class U - 92.5% of Race Speed = 78.07 mph

Class E - 92.5% of Race Speed = 76.28 mph

Red Flag (end of session): 14:37

Weather / Track : Cloudy / Dry

These results are provisional until the conclusion of any judicial and technical matters.

Race Distance: 6 Laps / 7.24 miles

Brands Hatch Indy: 1.2079 miles

Date: 30/09/2023 Start: 14:31 Finish: 14:36

Clerk Of Course :	Stewards :	Timekeeper : <i>Craig Smith</i>
-------------------	------------	------------------------------------

Results can be found at [www.tsl-timing.com](http://www.tsl-timing.com)

Printed - 14:41 Saturday, 30 September 2023



# BMCRC - MRO Championships 2023 - Rnd 8 @ Brands Hatch Indy

## BMCRC Thunderbike Extreme & Ultra

### RACE 10 - LAP CHART

#### LAP 1 @ 14:32:38.621

NO	BEHIND	LAP TIME
78		55.836
102	0.087	55.923
19	0.545	56.381
258	1.042	56.878
129	2.319	58.155
17	2.740	58.576
117	4.079	59.915
23	4.463	1:00.299
46	4.522	1:00.358
52	4.817	1:00.653
20	4.897	1:00.733
41	5.243	1:01.079
96	5.597	1:01.433
124	5.943	1:01.779
8	6.532	1:02.368
139	7.365	1:03.201
21	7.593	1:03.429
24	7.668	1:03.504
744	7.976	1:03.812
54	9.663	1:05.499
114	9.700	1:05.536

#### LAP 2 @ 14:33:29.090

NO	BEHIND	LAP TIME
78		50.469
102	0.207	50.589
19	1.709	51.633
258	2.199	51.626
129	4.047	52.197
17	4.495	52.224
117	6.185	52.575
46	6.295	52.242
20	7.684	53.256
23	8.016	54.022
41	8.577	53.803
52	9.371	55.023
96	10.217	55.089
8	10.305	54.242
124	10.815	55.341
24	10.892	53.693
744	12.928	55.421
139	13.717	56.821
54	15.246	56.052
114	16.128	56.897
21	16.747	59.623

#### LAP 3 @ 14:34:19.898

NO	BEHIND	LAP TIME
78		50.808
102	0.143	50.744
19	2.615	51.714
258	3.005	51.614
129	4.905	51.666
17	5.603	51.916
117	7.831	52.454
46	7.887	52.400
20	9.645	52.769
23	10.815	53.607
41	11.156	53.387
52	11.556	52.993
8	11.720	52.223
96	13.094	53.685

124	13.673	53.666
24	13.770	53.686
744	17.444	55.324
139	19.033	56.124
54	20.745	56.307
114	21.543	56.223
21	21.661	55.722

#### LAP 4 @ 14:35:10.644

NO	BEHIND	LAP TIME
78		50.746
102	0.108	50.711
19	3.303	51.434
258	3.645	51.386
129	5.633	51.474
17	6.343	51.486
46	8.661	51.520
117	10.515	53.430
20	11.078	52.179
23	13.277	53.208
41	13.668	53.258
8	13.756	52.782
52	14.401	53.591
96	16.656	54.308
124	17.307	54.380
24	17.383	54.359
744	22.025	55.327
139	24.285	55.998
54	26.158	56.159
114	26.238	55.441

#### LAP 5 @ 14:36:01.268

NO	BEHIND	LAP TIME
102		50.516
78	0.056	50.680
19	4.045	51.366
258	4.429	51.408
129	6.574	51.565
17	7.629	51.910
46	9.861	51.824
117	12.043	52.152
20	12.919	52.465
8	14.636	51.504
23	15.776	53.123
41	16.002	52.958
52	16.524	52.747
96	19.928	53.896
24	20.105	53.346
124	20.863	54.180
744	26.730	55.329
139	30.008	56.347
114	30.529	54.915
54	31.881	56.347

#### LAP 6 @ 14:36:51.874

NO	BEHIND	LAP TIME
102		50.606
78	0.175	50.725
19	5.017	51.578
258	5.318	51.495
129	7.279	51.311
17	9.136	52.113
46	11.164	51.909
117	14.309	52.872

20	14.949	52.636
8	15.048	51.018
52	19.061	53.143
41	19.192	53.796
23	19.411	54.241
96	22.980	53.658
124	24.905	54.648
744	30.988	54.864

# BMCRC - MRO Championships 2023 - Rnd 8 @ Brands Hatch Indy

## BMCRC Thunderbike Extreme & Ultra

### RACE 10 - POSITION CHART

No	Name	Lap Pos	Lap					
			1	2	3	4	5	6
78	THOMAS	1	78	78	78	78	102	102
102	FEARN	2	102	102	102	102	78	78
118	CORKETT	3	19	19	19	19	19	19
129	CRIPPS	4	258	258	258	258	258	258
19	DONOVAN	5	129	129	129	129	129	129
117	STAGG	6	17	17	17	17	17	17
52	MANTELL	7	117	117	117	46	46	46
258	FRIEND	8	23	46	46	117	117	117
20	SWYER	9	46	20	20	20	20	20
17	KILLWORTH	10	52	23	23	23	8	8
23	ROSE	11	20	41	41	41	23	52
41	PRICE	12	41	52	52	8	41	41
46	GATES	13	96	96	8	52	52	23
124	SKINNER	14	124	8	96	96	96	96
8	SAUNDERS	15	8	124	124	124	24	124
96	SCOTT	16	139	24	24	24	124	744
139	MARLEY	17	21	744	744	744	744	
24	REYNOLDS	18	24	139	139	139	139	
21	BRENNAN	19	744	54	54	54	114	
744	ANDERSON	20	54	114	114	114	54	
54	PUTTICK	21	114	21	21			
114	BATE	22						

# BMCRC - MRO Championships 2023 - Rnd 8 @ Brands Hatch Indy

## BMCRC Thunderbike Extreme & Ultra

### RACE 10 - SECTOR ANALYSIS



SECTOR 1 = FL to I1, SECTOR 2 = I1 to FL, DIFF = Difference To Personal Best Lap, P = Crossed Finish Line in Pit Lane, D = Time Disallowed

P1 102 U		James FEARN		Suzuki GSXR1000 - Mark Wilby plumbing			
IDEAL LAP TIME : 50.395		BEST LAP TIME : 50.516		DIFFERENCE : 0.121			
LAP	SECTOR 1	SECTOR 2	LAP TIME	MPH	DIFF	TIME OF DAY	
1 -		20.041	55.923	77.75	5.407	14:32:38.708	
2 -	30.579	<b>20.010</b>	50.589 (2)	85.95	0.073	14:33:29.297	
3 -	30.601	20.143	50.744	85.69	0.228	14:34:20.041	
4 -	30.617	20.094	50.711	85.75	0.195	14:35:10.752	
5 -	<b>30.385</b>	20.131	<b>50.516 (1)</b>	<b>86.08</b>		<b>14:36:01.268</b>	
6 -	30.487	20.119	50.606 (3)	85.93	0.090	14:36:51.874	

P2 78 U		Jamie THOMAS		Suzuki GSXR 1000 - Team RubyRacing DART Motorsport			
IDEAL LAP TIME : 50.417		BEST LAP TIME : 50.469		DIFFERENCE : 0.052			
LAP	SECTOR 1	SECTOR 2	LAP TIME	MPH	DIFF	TIME OF DAY	
1 -		20.170	55.836	77.88	5.367	14:32:38.621	
2 -	30.465	20.004	<b>50.469 (1)</b>	<b>86.16</b>		<b>14:33:29.090</b>	
3 -	30.633	20.175	50.808	85.58	0.339	14:34:19.898	
4 -	30.628	20.118	50.746	85.69	0.277	14:35:10.644	
5 -	<b>30.436</b>	20.244	50.680 (2)	85.80	0.211	14:36:01.324	
6 -	30.744	<b>19.981</b>	50.725 (3)	85.72	0.256	14:36:52.049	

P3 19 U		Tyler DONOVAN		Kawasaki ZX10R - Tinder Corp			
IDEAL LAP TIME : 51.163		BEST LAP TIME : 51.366		DIFFERENCE : 0.203			
LAP	SECTOR 1	SECTOR 2	LAP TIME	MPH	DIFF	TIME OF DAY	
1 -		<b>20.284</b>	56.381	77.12	5.015	14:32:39.166	
2 -	31.204	20.429	51.633	84.22	0.267	14:33:30.799	
3 -	31.154	20.560	51.714	84.08	0.348	14:34:22.513	
4 -	30.948	20.486	51.434 (2)	84.54	0.068	14:35:13.947	
5 -	<b>30.879</b>	20.487	<b>51.366 (1)</b>	<b>84.65</b>		<b>14:36:05.313</b>	
6 -	31.022	20.556	51.578 (3)	84.31	0.212	14:36:56.891	

P4 258 U		Ande FRIEND		Kawasaki ZX10R - Flying colours Motorcycle Training			
IDEAL LAP TIME : 51.329		BEST LAP TIME : 51.386		DIFFERENCE : 0.057			
LAP	SECTOR 1	SECTOR 2	LAP TIME	MPH	DIFF	TIME OF DAY	
1 -		20.541	56.878	76.45	5.492	14:32:39.663	
2 -	31.144	<b>20.482</b>	51.626	84.23	0.240	14:33:31.289	
3 -	31.025	20.589	51.614	84.25	0.228	14:34:22.903	
4 -	30.894	20.492	<b>51.386 (1)</b>	<b>84.62</b>		<b>14:35:14.289</b>	
5 -	<b>30.847</b>	20.561	51.408 (2)	84.59	0.022	14:36:05.697	
6 -	30.950	20.545	51.495 (3)	84.44	0.109	14:36:57.192	

P5 129 E		Derek CRIPPS		Yamaha R1 - Team FBR			
IDEAL LAP TIME : 51.292		BEST LAP TIME : 51.311		DIFFERENCE : 0.019			
LAP	SECTOR 1	SECTOR 2	LAP TIME	MPH	DIFF	TIME OF DAY	
1 -		20.847	58.155	74.77	6.844	14:32:40.940	
2 -	31.524	20.673	52.197	83.31	0.886	14:33:33.137	
3 -	30.954	20.712	51.666	84.16	0.355	14:34:24.803	
4 -	<b>30.746</b>	20.728	51.474 (2)	84.48	0.163	14:35:16.277	
5 -	30.914	20.651	51.565 (3)	84.33	0.254	14:36:07.842	
6 -	30.765	<b>20.546</b>	<b>51.311 (1)</b>	<b>84.74</b>		<b>14:36:59.153</b>	

P6 17 U		Jordan KILLWORTH		Kawasaki ZX10R - BK Racing / Rabbit			
IDEAL LAP TIME : 51.486		BEST LAP TIME : 51.486		DIFFERENCE : 0.000			
LAP	SECTOR 1	SECTOR 2	LAP TIME	MPH	DIFF	TIME OF DAY	
1 -		20.793	58.576	74.23	7.090	14:32:41.361	
2 -	31.491	20.733	52.224	83.26	0.738	14:33:33.585	
3 -	31.273	20.643	51.916 (3)	83.76	0.430	14:34:25.501	
4 -	<b>31.086</b>	<b>20.400</b>	<b>51.486 (1)</b>	<b>84.46</b>		<b>14:35:16.987</b>	
5 -	31.185	20.725	51.910 (2)	83.77	0.424	14:36:08.897	
6 -	31.278	20.835	52.113	83.44	0.627	14:37:01.010	

# BMCRC - MRO Championships 2023 - Rnd 8 @ Brands Hatch Indy

## BMCRC Thunderbike Extreme & Ultra

### RACE 10 - SECTOR ANALYSIS



SECTOR 1 = FL to I1, SECTOR 2 = I1 to FL, DIFF = Difference To Personal Best Lap, P = Crossed Finish Line in Pit Lane, D = Time Disallowed

P7 46 U		Simon GATES		Yamaha YZF R1 - T.A Roden LTD / Canine Plus Hydro			
IDEAL LAP TIME : 51.435		BEST LAP TIME : 51.520		DIFFERENCE : 0.085			
LAP	SECTOR 1	SECTOR 2	LAP TIME	MPH	DIFF	TIME OF DAY	
1 -		21.125	1:00.358	72.04	8.838	14:32:43.143	
2 -	31.546	20.696	52.242	83.23	0.722	14:33:35.385	
3 -	31.546	20.854	52.400	82.98	0.880	14:34:27.785	
4 -	31.296	<b>20.224</b>	<b>51.520 (1)</b>	<b>84.40</b>		<b>14:35:19.305</b>	
5 -	<b>31.211</b>	20.613	51.824 (2)	83.91	0.304	14:36:11.129	
6 -	31.297	20.612	51.909 (3)	83.77	0.389	14:37:03.038	

P8 117 U		Raymond STAGG		Suzuki GSXR 750 -			
IDEAL LAP TIME : 52.152		BEST LAP TIME : 52.152		DIFFERENCE : 0.000			
LAP	SECTOR 1	SECTOR 2	LAP TIME	MPH	DIFF	TIME OF DAY	
1 -		21.623	59.915	72.57	7.763	14:32:42.700	
2 -	31.686	20.889	52.575 (3)	82.71	0.423	14:33:35.275	
3 -	31.536	20.918	52.454 (2)	82.90	0.302	14:34:27.729	
4 -	32.567	20.863	53.430	81.38	1.278	14:35:21.159	
5 -	<b>31.375</b>	<b>20.777</b>	<b>52.152 (1)</b>	<b>83.38</b>		<b>14:36:13.311</b>	
6 -	31.910	20.962	52.872	82.24	0.720	14:37:06.183	

P9 20 U		Connor SWYER		Suzuki GSXR 1000 K6 - WSC Performace & lleithyr farm & dad			
IDEAL LAP TIME : 52.179		BEST LAP TIME : 52.179		DIFFERENCE : 0.000			
LAP	SECTOR 1	SECTOR 2	LAP TIME	MPH	DIFF	TIME OF DAY	
1 -		21.579	1:00.733	71.60	8.554	14:32:43.518	
2 -	32.276	20.980	53.256	81.65	1.077	14:33:36.774	
3 -	31.613	21.156	52.769	82.40	0.590	14:34:29.543	
4 -	<b>31.358</b>	<b>20.821</b>	<b>52.179 (1)</b>	<b>83.34</b>		<b>14:35:21.722</b>	
5 -	31.501	20.964	52.465 (2)	82.88	0.286	14:36:14.187	
6 -	31.562	21.074	52.636 (3)	82.61	0.457	14:37:06.823	

P10 8 U		Dave SAUNDERS		Suzuki GSXR1000 - Mum/Dad/JW MOT/Parks Utility			
IDEAL LAP TIME : 50.792		BEST LAP TIME : 51.018		DIFFERENCE : 0.226			
LAP	SECTOR 1	SECTOR 2	LAP TIME	MPH	DIFF	TIME OF DAY	
1 -		22.128	1:02.368	69.72	11.350	14:32:45.153	
2 -	32.655	21.587	54.242	80.17	3.224	14:33:39.395	
3 -	31.569	20.654	52.223 (3)	83.26	1.205	14:34:31.618	
4 -	31.844	20.938	52.782	82.38	1.764	14:35:24.400	
5 -	31.266	<b>20.238</b>	51.504 (2)	84.43	0.486	14:36:15.904	
6 -	<b>30.554</b>	20.464	<b>51.018 (1)</b>	<b>85.23</b>		<b>14:37:06.922</b>	

P11 52 E		Barry MANTELL		Honda 929 FIREBLADE - Swedish car connection			
IDEAL LAP TIME : 52.479		BEST LAP TIME : 52.747		DIFFERENCE : 0.268			
LAP	SECTOR 1	SECTOR 2	LAP TIME	MPH	DIFF	TIME OF DAY	
1 -		21.755	1:00.653	71.69	7.906	14:32:43.438	
2 -	33.813	21.210	55.023	79.03	2.276	14:33:38.461	
3 -	32.078	20.915	52.993 (2)	82.05	0.246	14:34:31.454	
4 -	32.588	21.003	53.591	81.14	0.844	14:35:25.045	
5 -	32.118	<b>20.629</b>	<b>52.747 (1)</b>	<b>82.44</b>		<b>14:36:17.792</b>	
6 -	<b>31.850</b>	21.293	53.143 (3)	81.82	0.396	14:37:10.935	

P12 41 U		Paul PRICE		Suzuki GSXR 1000 -			
IDEAL LAP TIME : 52.958		BEST LAP TIME : 52.958		DIFFERENCE : 0.000			
LAP	SECTOR 1	SECTOR 2	LAP TIME	MPH	DIFF	TIME OF DAY	
1 -		21.726	1:01.079	71.19	8.121	14:32:43.864	
2 -	32.879	20.924	53.803	80.82	0.845	14:33:37.667	
3 -	32.253	21.134	53.387 (3)	81.45	0.429	14:34:31.054	
4 -	32.154	21.104	53.258 (2)	81.65	0.300	14:35:24.312	
5 -	<b>32.124</b>	<b>20.834</b>	<b>52.958 (1)</b>	<b>82.11</b>		<b>14:36:17.270</b>	
6 -	32.222	21.574	53.796	80.83	0.838	14:37:11.066	



# BMCRC - MRO Championships 2023 - Rnd 8 @ Brands Hatch Indy

## BMCRC Thunderbike Extreme & Ultra

### RACE 10 - SECTOR ANALYSIS



SECTOR 1 = FL to I1, SECTOR 2 = I1 to FL, DIFF = Difference To Personal Best Lap, P = Crossed Finish Line in Pit Lane, D = Time Disallowed

P13 23 U Justin ROSE		Yamaha R1 -				
IDEAL LAP TIME : 53.016		BEST LAP TIME : 53.123		DIFFERENCE : 0.107		
LAP	SECTOR 1	SECTOR 2	LAP TIME	MPH	DIFF	TIME OF DAY
1 -		21.449	1:00.299	72.11	7.176	14:32:43.084
2 -	32.934	21.088	54.022	80.49	0.899	14:33:37.106
3 -	32.583	21.024	53.607 (3)	81.12	0.484	14:34:30.713
4 -	<b>32.175</b>	21.033	53.208 (2)	81.72	0.085	14:35:23.921
5 -	32.282	<b>20.841</b>	<b>53.123 (1)</b>	<b>81.85</b>		<b>14:36:17.044</b>
6 -	32.780	21.461	54.241	80.17	1.118	14:37:11.285

P14 96 U Pete SCOTT		Suzuki GSXR1000K5 - South Hill MOT Centre				
IDEAL LAP TIME : 53.434		BEST LAP TIME : 53.658		DIFFERENCE : 0.224		
LAP	SECTOR 1	SECTOR 2	LAP TIME	MPH	DIFF	TIME OF DAY
1 -		21.682	1:01.433	70.78	7.775	14:32:44.218
2 -	33.262	21.827	55.089	78.93	1.431	14:33:39.307
3 -	32.492	<b>21.193</b>	53.685 (2)	81.00	0.027	14:34:32.992
4 -	32.615	21.693	54.308	80.07	0.650	14:35:27.300
5 -	32.612	21.284	53.896 (3)	80.68	0.238	14:36:21.196
6 -	<b>32.241</b>	21.417	<b>53.658 (1)</b>	<b>81.04</b>		<b>14:37:14.854</b>

P15 124 E Gareth SKINNER		Aprilia RSVR - Two4 Suspension				
IDEAL LAP TIME : 53.666		BEST LAP TIME : 53.666		DIFFERENCE : 0.000		
LAP	SECTOR 1	SECTOR 2	LAP TIME	MPH	DIFF	TIME OF DAY
1 -		21.563	1:01.779	70.38	8.113	14:32:44.564
2 -	33.415	21.926	55.341	78.57	1.675	14:33:39.905
3 -	<b>32.536</b>	<b>21.130</b>	<b>53.666 (1)</b>	<b>81.03</b>		<b>14:34:33.571</b>
4 -	33.219	21.161	54.380 (3)	79.96	0.714	14:35:27.951
5 -	33.030	21.150	54.180 (2)	80.26	0.514	14:36:22.131
6 -	32.607	22.041	54.648	79.57	0.982	14:37:16.779

P16 744 U Gary ANDERSON		Honda 954RR - A&M MOT Services. Guildford				
IDEAL LAP TIME : 54.596		BEST LAP TIME : 54.864		DIFFERENCE : 0.268		
LAP	SECTOR 1	SECTOR 2	LAP TIME	MPH	DIFF	TIME OF DAY
1 -		22.272	1:03.812	68.14	8.948	14:32:46.597
2 -	33.611	21.810	55.421	78.46	0.557	14:33:42.018
3 -	33.601	21.723	55.324 (2)	78.60	0.460	14:34:37.342
4 -	33.630	<b>21.697</b>	55.327 (3)	78.59	0.463	14:35:32.669
5 -	33.305	22.024	55.329	78.59	0.465	14:36:27.998
6 -	<b>32.899</b>	21.965	<b>54.864 (1)</b>	<b>79.26</b>		<b>14:37:22.862</b>

P17 139 E Rob MARLEY		Honda CBR600F3 - PearTree Racing				
IDEAL LAP TIME : 55.567		BEST LAP TIME : 55.998		DIFFERENCE : 0.431		
LAP	SECTOR 1	SECTOR 2	LAP TIME	MPH	DIFF	TIME OF DAY
1 -		22.674	1:03.201	68.80	7.203	14:32:45.986
2 -	34.208	22.613	56.821	76.53	0.823	14:33:42.807
3 -	33.866	22.258	56.124 (2)	77.48	0.126	14:34:38.931
4 -	33.855	22.143	<b>55.998 (1)</b>	<b>77.65</b>		<b>14:35:34.929</b>
5 -	33.941	22.406	56.347 (3)	77.17	0.349	14:36:31.276

P18 114 U Richard BATE		Yamaha R1 - TEAM PSR				
IDEAL LAP TIME : 54.915		BEST LAP TIME : 54.915		DIFFERENCE : 0.000		
LAP	SECTOR 1	SECTOR 2	LAP TIME	MPH	DIFF	TIME OF DAY
1 -		23.269	1:05.536	66.35	10.621	14:32:48.321
2 -	34.546	22.351	56.897	76.42	1.982	14:33:45.218
3 -	33.885	22.338	56.223 (3)	77.34	1.308	14:34:41.441
4 -	33.404	22.037	55.441 (2)	78.43	0.526	14:35:36.882
5 -	<b>33.152</b>	<b>21.763</b>	<b>54.915 (1)</b>	<b>79.18</b>		<b>14:36:31.797</b>

# BMCRC - MRO Championships 2023 - Rnd 8 @ Brands Hatch Indy

## BMCRC Thunderbike Extreme & Ultra

### RACE 10 - SECTOR ANALYSIS



SECTOR 1 = FL to I1, SECTOR 2 = I1 to FL, DIFF = Difference To Personal Best Lap, P = Crossed Finish Line in Pit Lane, D = Time Disallowed

<b>P19</b>	<b>54 E</b>	<b>Mark PUTTICK</b>	Suzuki GSXR 750 -			
IDEAL LAP TIME : 55.771		BEST LAP TIME : 56.052	DIFFERENCE : 0.281			

LAP	SECTOR 1	SECTOR 2	LAP TIME	MPH	DIFF	TIME OF DAY
1 -		22.989	1:05.499	66.39	9.447	14:32:48.284
2 -	34.069	<b>21.983</b>	<b>56.052 (1)</b>	<b>77.58</b>		<b>14:33:44.336</b>
3 -	34.002	22.305	56.307 (3)	77.23	0.255	14:34:40.643
4 -	<b>33.788</b>	22.371	56.159 (2)	77.43	0.107	14:35:36.802
5 -	33.989	22.358	56.347	77.17	0.295	14:36:33.149

<b>P20</b>	<b>24 U</b>	<b>Mark REYNOLDS</b>	Yamaha R1 4C8 -			
IDEAL LAP TIME : 53.021		BEST LAP TIME : 53.346	DIFFERENCE : 0.325			

LAP	SECTOR 1	SECTOR 2	LAP TIME	MPH	DIFF	TIME OF DAY
1 -		22.506	1:03.504	68.47	10.158	14:32:46.289
2 -	32.457	21.236	53.693 (3)	80.99	0.347	14:33:39.982
3 -	32.814	<b>20.872</b>	53.686 (2)	81.00	0.340	14:34:33.668
4 -	33.346	21.013	54.359	79.99	1.013	14:35:28.027
5 -	<b>32.149</b>	21.197	<b>53.346 (1)</b>	<b>81.51</b>		<b>14:36:21.373</b>

<b>P21</b>	<b>21 U</b>	<b>Danny BRENNAN</b>	Suzuki GSXR 1000 -			
IDEAL LAP TIME : 55.240		BEST LAP TIME : 55.722	DIFFERENCE : 0.482			

LAP	SECTOR 1	SECTOR 2	LAP TIME	MPH	DIFF	TIME OF DAY
1 -		22.745	1:03.429	68.55	7.707	14:32:46.214
2 -	37.890	<b>21.733</b>	59.623 (2)	72.93	3.901	14:33:45.837
3 -	<b>33.507</b>	22.215	<b>55.722 (1)</b>	<b>78.04</b>		<b>14:34:41.559</b>

# BMCRC - MRO Championships 2023 - Rnd 8 @ Brands Hatch Indy

## BMCRC Thunderbike Extreme & Ultra

### RACE 10 - BEST SECTORS

SECTOR 1			SECTOR 2			IDEAL / BEST COMPARISON						
POS	NO	NAME	TIME	NO	NAME	TIME	POS	NO	NAME	IDEAL	BEST	DIFF
									<b>PERFECT LAP</b>	<b>50.366</b>		
1	102	FEARN	30.385	78	THOMAS	19.981	1	102	FEARN	50.395	50.516	0.121
2	78	THOMAS	30.436	102	FEARN	20.010	2	78	THOMAS	50.417	50.469	0.052
3	8	SAUNDERS	30.554	46	GATES	20.224	3	8	SAUNDERS	50.792	51.018	0.226
4	129	CRIPPS	30.746	8	SAUNDERS	20.238	4	19	DONOVAN	51.163	51.366	0.203
5	258	FRIEND	30.847	19	DONOVAN	20.284	5	129	CRIPPS	51.292	51.311	0.019
6	19	DONOVAN	30.879	17	KILLWORTH	20.400	6	258	FRIEND	51.329	51.386	0.057
7	17	KILLWORTH	31.086	258	FRIEND	20.482	7	46	GATES	51.435	51.520	0.085
8	46	GATES	31.211	129	CRIPPS	20.546	8	17	KILLWORTH	51.486	51.486	0.000
9	20	SWYER	31.358	52	MANTELL	20.629	9	117	STAGG	52.152	52.152	0.000
10	117	STAGG	31.375	117	STAGG	20.777	10	20	SWYER	52.179	52.179	0.000
11	52	MANTELL	31.850	20	SWYER	20.821	11	52	MANTELL	52.479	52.747	0.268
12	41	PRICE	32.124	41	PRICE	20.834	12	41	PRICE	52.958	52.958	0.000
13	24	REYNOLDS	32.149	23	ROSE	20.841	13	23	ROSE	53.016	53.123	0.107
14	23	ROSE	32.175	24	REYNOLDS	20.872	14	24	REYNOLDS	53.021	53.346	0.325
15	96	SCOTT	32.241	124	SKINNER	21.130	15	96	SCOTT	53.434	53.658	0.224
16	124	SKINNER	32.536	96	SCOTT	21.193	16	124	SKINNER	53.666	53.666	0.000
17	744	ANDERSON	32.899	744	ANDERSON	21.697	17	744	ANDERSON	54.596	54.864	0.268
18	114	BATE	33.152	21	BRENNAN	21.733	18	114	BATE	54.915	54.915	0.000
19	139	MARLEY	33.498	114	BATE	21.763	19	21	BRENNAN	55.240	55.722	0.482
20	21	BRENNAN	33.507	54	PUTTICK	21.983	20	139	MARLEY	55.567	55.998	0.431
21	54	PUTTICK	33.788	139	MARLEY	22.069	21	54	PUTTICK	55.771	56.052	0.281

# BMCRC - MRO Championships 2023 - Rnd 8 @ Brands Hatch Indy

## BMCRC Thunderbike Extreme & Ultra

### RACE 10 - STATISTICS

**Competitors Started** 21  
**Planned Start** 2023-09-30 @ 14:46:00.000  
**Actual Start** 2023-09-30 @ 14:31:42.784  
**Finish Time** 2023-09-30 @ 14:36:51.873  
**Track Length** 1.2079mi.  
**Total Laps** 119  
**Total Distance Covered** 143.7455mi.

#### Session Fastest Lap History

NO	CL	NAME	LAP TIME	TIME OF DAY	LAP	VEHICLE
78	U	Jamie THOMAS	50.469	14:33:29.120	2	Suzuki GSXR 1000

#### Session Leader History

NO	CL	NAME	FROM LAP	LAPS LED	DISTANCE	VEHICLE
78	U	Jamie THOMAS	1	4	4.83 miles	Suzuki GSXR 1000
102	U	James FEARN	5	2	2.41 miles	Suzuki GSXR1000

#### Flag History

TYPE	TIME OF DAY
GREEN	14:31:42.784
FINISH	14:36:51.873

#### Flag Statistics

TYPE	COUNT	TOTAL LAPS	TOTAL TIME
Green	1	6	6:39.828
Red	0	0	0.000
Safety Car	0	0	0.000
FCY	0	0	0.000

# BMCRC - MRO Championships 2023 - Rnd 8 @ Brands Hatch Indy

## BMCRC Thunderbike Extreme & Ultra

### RACE 10 - STATISTICS

**CLASS : U**

16 Starters

#### Fastest Lap History

NO	NAME	LAP TIME	TIME OF DAY	LAP	VEHICLE
78	Jamie THOMAS	50.469	14:33:29.120	2	Suzuki GSXR 1000

#### Leader History

NO	NAME	FROM LAP	LAPS LED	DISTANCE	VEHICLE
78	Jamie THOMAS	1	4	4.83 miles	Suzuki GSXR 1000
102	James FEARN	5	2	2.41 miles	Suzuki GSXR1000

# BMCRC - MRO Championships 2023 - Rnd 8 @ Brands Hatch Indy

## BMCRC Thunderbike Extreme & Ultra

### RACE 10 - STATISTICS

**CLASS : E**

5 Starters

#### Fastest Lap History

NO	NAME	LAP TIME	TIME OF DAY	LAP	VEHICLE
129	Derek CRIPPS	52.197	14:33:33.148	2	Yamaha R1
129	Derek CRIPPS	51.666	14:34:24.813	3	Yamaha R1
129	Derek CRIPPS	51.474	14:35:16.287	4	Yamaha R1
129	Derek CRIPPS	51.311	14:36:59.163	6	Yamaha R1

#### Leader History

NO	NAME	FROM LAP	LAPS LED	DISTANCE	VEHICLE
129	Derek CRIPPS	1	6	7.24 miles	Yamaha R1

**BMCRC - MRO Championships 2023 - Rnd 8 @ Brands Hatch Indy**

**BMCRC Thunderbike Extreme & Ultra**

**RACE 20 - GRID (9 Laps)**



ROW 9	27		26	<b>6</b> Andrew FIRTH	25	<b>80</b> Mark OVEL
ROW 8	24	<b>800</b> Morgan CREASEY	23	<b>5</b> Stacey KILLWORTH	22	<b>118</b> Darren CORKETT
ROW 7	21	56.052 <b>54</b> Mark PUTTICK	20	55.998 <b>139</b> Rob MARLEY	19	55.722 <b>21</b> Danny BRENNAN
ROW 6	18	54.915 <b>114</b> Richard BATE	17	54.864 <b>744</b> Gary ANDERSON	16	53.666 <b>124</b> Gareth SKINNER
ROW 5	15	53.658 <b>96</b> Pete SCOTT	14	53.346 <b>24</b> Mark REYNOLDS	13	53.123 <b>23</b> Justin ROSE
ROW 4	12	52.958 <b>41</b> Paul PRICE	11	52.747 <b>52</b> Barry MANTELL	10	52.179 <b>20</b> Connor SWYER
ROW 3	9	52.152 <b>117</b> Raymond STAGG	8	51.520 <b>46</b> Simon GATES	7	51.486 <b>17</b> Jordan KILLWORTH
ROW 2	6	51.386 <b>258</b> Ande FRIEND	5	51.366 <b>19</b> Tyler DONOVAN	4	51.311 <b>129</b> Derek CRIPPS
ROW 1	3	51.018 <b>8</b> Dave SAUNDERS	2	50.516 <b>102</b> James FEARN	1	50.469 <b>78</b> Jamie THOMAS
<b>Pole</b>						

Brands Hatch Indy: 1.2079 miles

These results are provisional until the conclusion of any judicial and technical matters.

Clerk Of Course :	Stewards :	Timekeeper : <i>Craig Smith</i>
-------------------	------------	------------------------------------

Results can be found at [www.tsl-timing.com](http://www.tsl-timing.com)

Printed - 14:43 Saturday, 30 September 2023



BMCRC - MRO Championships 2023 - Rnd 8 @ Brands Hatch Indy

BMCRC Thunderbike Extreme & Ultra

RACE 20 - CLASSIFICATION



POS	NO	CL	PIC NAME	ENTRY	LAPS	TIME	GAP	DIFF	MPH	BEST	ON
1	78	U	1 Jamie THOMAS	Suzuki GSXR 1000 - Team RubyRacing DART Moto	9	7:41.625			84.78	50.453	3
2	102	U	2 James FEARN	Suzuki GSXR1000 - Mark Wilby plumbing	9	7:41.703	0.078	0.078	84.76	50.337	5
3	258	U	3 Ande FRIEND	Kawasaki ZX10R - Flying colours Motorcycle Trainin	9	7:45.831	4.206	4.128	84.01	50.165	9
4	19	U	4 Tyler DONOVAN	Kawasaki ZX10R - Tinder Corp	9	7:46.503	4.878	0.672	83.89	50.619	7
5	46	U	5 Simon GATES	Yamaha YZF R1 - T.A Roden LTD / Canine Plus Hyc	9	7:54.447	12.822	7.944	82.49	51.724	7
6	8	U	6 Dave SAUNDERS	Suzuki GSXR1000 - Mum/Dad/JW MOT/Parks Utility	9	7:55.779	14.154	1.332	82.25	51.406	4
7	17	U	7 Jordan KILLWORTH	Kawasaki ZX10R - BK Racing / Rabbit	9	7:58.457	16.832	2.678	81.79	52.217	8
8	129	E	1 Derek CRIPPS	Yamaha R1 - Team FBR	9	8:00.121	18.496	1.664	81.51	51.936	8
9	117	U	8 Raymond STAGG	Suzuki GSXR 750 -	9	8:05.725	24.100	5.604	80.57	52.613	9
10	20	U	9 Connor SWYER	Suzuki GSXR 1000 K6 - WSC Performace & lleithyr	9	8:06.039	24.414	0.314	80.52	52.893	4
11	23	U	10 Justin ROSE	Yamaha R1 -	9	8:06.340	24.715	0.301	80.47	52.818	4
12	118	E	2 Darren CORKETT	Suzuki GSXR 600 - Jackson & Phillips	9	8:06.675	25.050	0.335	80.41	51.577	7
13	52	E	3 Barry MANTELL	Honda 929 FIREBLADE - Swedish car connection	9	8:07.306	25.681	0.631	80.31	52.219	6
14	80	U	11 Mark OVEL	Yamaha R1 - I NEED A SPONSOR	9	8:10.379	28.754	3.073	79.81	52.464	7
15	96	U	12 Pete SCOTT	Suzuki GSXR1000K5 - South Hill MOT Centre	9	8:11.298	29.673	0.919	79.66	52.553	9
16	21	U	13 Danny BRENNAN	Suzuki GSXR 1000 -	9	8:22.349	40.724	11.051	77.90	54.561	7
17	124	E	4 Gareth SKINNER	Aprilia RSVR - Two4 Suspension	9	8:22.642	41.017	0.293	77.86	54.107	8
18	744	U	14 Gary ANDERSON	Honda 954RR - A&M MOT Services. Guildford	9	8:27.242	45.617	4.600	77.15	54.828	5
19	139*	E	5 Rob MARLEY	Honda CBR600F3 - PearTree Racing	9	8:28.905	47.280	1.663	76.90	54.887	6
20	114*	U	15 Richard BATE	Yamaha R1 - TEAM PSR	8	7:41.843	1 Lap	1 Lap	75.32	56.256	6
21	54	E	6 Mark PUTTICK	Suzuki GSXR 750 -	8	7:42.234	1 Lap	0.391	75.26	55.796	4

NOT CLASSIFIED

DNF	41	U	Paul PRICE	Suzuki GSXR 1000 -	2	1:54.628	7 Laps	6 Laps	75.87	55.041	2
-----	----	---	------------	--------------------	---	----------	--------	--------	-------	--------	---

FASTEST LAP

258	U	Ande FRIEND	Kawasaki ZX10R - Flying colours Motorcycle Trainin	9	50.165	86.68 mph	139.50 kph
118	E	Darren CORKETT	Suzuki GSXR 600 - Jackson & Phillips	7	51.577	84.31 mph	135.68 kph

\* No. 114 & 139 - Please fit a working transponder

Class U - 92.5% of Race Speed = 78.42 mph

Class E - 92.5% of Race Speed = 75.39 mph

Weather / Track : Cloudy / Dry

These results are provisional until the conclusion of any judicial and technical matters.

Race Distance: 9 Laps / 10.87 miles

Brands Hatch Indy: 1.2079 miles

Date: 30/09/2023 Start: 18:00 Finish: 18:08

Clerk Of Course :	Stewards :	Timekeeper : <i>Craig Smith</i>
-------------------	------------	------------------------------------

Results can be found at [www.tsl-timing.com](http://www.tsl-timing.com)

Printed - 18:10 Saturday, 30 September 2023





# BMCRC - MRO Championships 2023 - Rnd 8 @ Brands Hatch Indy

## BMCRC Thunderbike Extreme & Ultra

### RACE 20 - LAP CHART

#### LAP 1 @ 18:01:20.203

NO	BEHIND	LAP TIME
78		56.284
102	0.175	56.459
19	0.437	56.721
258	0.769	57.053
17	1.506	57.790
46	1.697	57.981
23	2.650	58.934
8	3.088	59.372
41	3.303	59.587
129	3.526	59.810
20	4.037	1:00.321
117	4.869	1:01.153
21	4.947	1:01.231
139	6.115	1:02.400
52	6.135	1:02.419
96	6.458	1:02.742
118	6.631	1:02.915
124	7.160	1:03.444
80	7.227	1:03.511
744	7.872	1:04.156
114	8.647	1:04.931
54	8.992	1:05.276

#### LAP 2 @ 18:02:11.032

NO	BEHIND	LAP TIME
78		50.829
102	0.513	51.167
19	1.027	51.419
258	1.743	51.803
46	3.538	52.670
17	3.593	52.916
8	5.706	53.447
23	5.924	54.103
129	6.193	53.496
20	6.795	53.587
117	7.095	53.055
41	7.515	55.041
21	9.662	55.544
52	9.718	54.412
139	10.860	55.573
118	10.953	55.151
96	11.146	55.517
80	11.264	54.866
124	12.063	55.732
744	12.345	55.302
114	14.830	57.012
54	16.340	58.177

#### LAP 3 @ 18:03:01.485

NO	BEHIND	LAP TIME
78		50.453
102	0.959	50.899
19	2.625	52.051
258	2.869	51.579
46	5.172	52.087
17	6.348	53.208
8	7.427	52.174
23	8.524	53.053
129	8.882	53.142
20	9.649	53.307
117	9.863	53.221
52	13.218	53.953

118	13.566	53.066
80	15.650	54.839
21	15.851	56.642
96	15.961	55.268
139	16.580	56.173
124	16.860	55.250
744	17.100	55.208
114	20.666	56.289
54	21.723	55.836

#### LAP 4 @ 18:03:52.065

NO	BEHIND	LAP TIME
78		50.580
102	0.795	50.416
19	3.707	51.662
258	3.929	51.640
46	6.584	51.992
17	8.034	52.266
8	8.253	51.406
23	10.762	52.818
129	11.145	52.843
20	11.962	52.893
117	12.051	52.768
52	15.093	52.455
118	15.147	52.161
80	18.283	53.213
96	18.891	53.510
21	20.917	55.646
139	21.319	55.319
124	21.459	55.179
744	21.918	55.398
114	26.661	56.575
54	26.939	55.796

#### LAP 5 @ 18:04:42.882

NO	BEHIND	LAP TIME
78		50.817
102	0.315	50.337
258	4.102	50.990
19	4.212	51.322
46	7.965	52.198
8	9.090	51.654
17	9.681	52.464
129	12.749	52.421
23	13.328	53.383
20	14.129	52.984
117	14.355	53.121
118	17.254	52.924
52	17.609	53.333
80	21.093	53.627
96	21.421	53.347
21	24.739	54.639
124	25.367	54.725
744	25.929	54.828
139	26.300	55.798
114	33.004	57.160
54	33.286	57.164

#### LAP 6 @ 18:05:33.468

NO	BEHIND	LAP TIME
78		50.586
102	0.314	50.585
258	4.514	50.998
19	4.820	51.194

46	9.441	52.062
8	10.043	51.539
17	11.365	52.270
129	14.218	52.055
23	16.091	53.349
20	16.686	53.143
117	16.912	53.143
118	18.719	52.051
52	19.242	52.219
80	23.173	52.666
96	23.597	52.762
21	28.807	54.654
124	29.291	54.510
139	30.601	54.887
744	30.853	55.510
114	38.674	56.256
54	39.024	56.324

#### LAP 7 @ 18:06:24.427

NO	BEHIND	LAP TIME
78		50.959
102	0.182	50.827
258	4.398	50.843
19	4.480	50.619
46	10.206	51.724
8	10.698	51.614
17	12.881	52.475
129	15.558	52.299
23	18.326	53.194
20	18.696	52.969
117	18.804	52.851
118	19.337	51.577
52	20.882	52.599
80	24.678	52.464
96	25.451	52.813
21	32.409	54.561
124	33.445	55.113
139	35.669	56.027
744	35.974	56.080
114	44.417	56.702
54	45.080	57.015

#### LAP 8 @ 18:07:15.008

NO	BEHIND	LAP TIME
78		50.581
102	0.167	50.566
258	4.577	50.760
19	4.681	50.782
46	11.352	51.727
8	11.827	51.710
17	14.517	52.217
129	16.913	51.936
20	21.915	53.800
117	22.023	53.800
23	22.211	54.466
118	22.528	53.772
52	22.796	52.495
80	26.794	52.697
96	27.656	52.786
21	36.541	54.713
124	36.971	54.107
744	40.520	55.127
139	41.455	56.367

#### LAP 9 @ 18:08:05.544

NO	BEHIND	LAP TIME
78		50.536
102	0.078	50.447
114	1 Lap	56.918
54	1 Lap	56.646
258	4.206	50.165
19	4.878	50.733
46	12.822	52.006
8	14.154	52.863
17	16.832	52.851
129	18.496	52.119
117	24.100	52.613
20	24.414	53.035
23	24.715	53.040
118	25.050	53.058
52	25.681	53.421
80	28.754	52.496
96	29.673	52.553
21	40.724	54.719
124	41.017	54.582
744	45.617	55.633
139	47.280	56.361

# BMCRC - MRO Championships 2023 - Rnd 8 @ Brands Hatch Indy

## BMCRC Thunderbike Extreme & Ultra

### RACE 20 - POSITION CHART

No	Name	Lap										
		Pos	1	2	3	4	5	6	7	8	9	
78	THOMAS	1	78	78	78	78	78	78	78	78	78	78
102	FEARN	2	102	102	102	102	102	102	102	102	102	102
8	SAUNDERS	3	19	19	19	19	258	258	258	258	258	258
129	CRIPPS	4	258	258	258	258	19	19	19	19	19	19
19	DONOVAN	5	17	46	46	46	46	46	46	46	46	46
258	FRIEND	6	46	17	17	17	8	8	8	8	8	8
17	KILLWORTH	7	23	8	8	8	17	17	17	17	17	17
46	GATES	8	8	23	23	23	129	129	129	129	129	129
117	STAGG	9	41	129	129	129	23	23	23	20	117	117
20	SWYER	10	129	20	20	20	20	20	20	117	20	20
52	MANTELL	11	20	117	117	117	117	117	117	23	23	23
41	PRICE	12	117	41	52	52	118	118	118	118	118	118
23	ROSE	13	21	21	118	118	52	52	52	52	52	52
96	SCOTT	14	139	52	80	80	80	80	80	80	80	80
124	SKINNER	15	52	139	21	96	96	96	96	96	96	96
744	ANDERSON	16	96	118	96	21	21	21	21	21	21	21
114	BATE	17	118	96	139	139	124	124	124	124	124	124
21	BRENNAN	18	124	80	124	124	744	139	139	744	744	744
139	MARLEY	19	80	124	744	744	139	744	744	139	139	139
54	PUTTICK	20	744	744	114	114	114	114	114	114	114	114
118	CORKETT	21	114	114	54	54	54	54	54	54	54	54
80	OVEL	22	54	54								

# BMCRC - MRO Championships 2023 - Rnd 8 @ Brands Hatch Indy

## BMCRC Thunderbike Extreme & Ultra

### RACE 20 - SECTOR ANALYSIS



SECTOR 1 = FL to I1, SECTOR 2 = I1 to FL, DIFF = Difference To Personal Best Lap, P = Crossed Finish Line in Pit Lane, D = Time Disallowed

P1 78 U		Jamie THOMAS		Suzuki GSXR 1000 - Team RubyRacing DART Motorsport			
IDEAL LAP TIME : 50.226		BEST LAP TIME : 50.453		DIFFERENCE : 0.227			
LAP	SECTOR 1	SECTOR 2	LAP TIME	MPH	DIFF	TIME OF DAY	
1 -		20.429	56.284	77.26	5.831	18:01:20.203	
2 -	30.622	20.207	50.829	85.55	0.376	18:02:11.032	
3 -	30.434	<b>20.019</b>	<b>50.453 (1)</b>	<b>86.19</b>		<b>18:03:01.485</b>	
4 -	30.545	20.035	50.580 (3)	85.97	0.127	18:03:52.065	
5 -	30.602	20.215	50.817	85.57	0.364	18:04:42.882	
6 -	30.533	20.053	50.586	85.96	0.133	18:05:33.468	
7 -	30.746	20.213	50.959	85.33	0.506	18:06:24.427	
8 -	30.346	20.235	50.581	85.97	0.128	18:07:15.008	
9 -	<b>30.207</b>	20.329	50.536 (2)	86.04	0.083	18:08:05.544	

P2 102 U		James FEARN		Suzuki GSXR1000 - Mark Wilby plumbing			
IDEAL LAP TIME : 50.282		BEST LAP TIME : 50.337		DIFFERENCE : 0.055			
LAP	SECTOR 1	SECTOR 2	LAP TIME	MPH	DIFF	TIME OF DAY	
1 -		20.424	56.459	77.02	6.122	18:01:20.378	
2 -	30.830	20.337	51.167	84.98	0.830	18:02:11.545	
3 -	30.689	20.210	50.899	85.43	0.562	18:03:02.444	
4 -	30.383	20.033	50.416 (2)	86.25	0.079	18:03:52.860	
5 -	<b>30.250</b>	20.087	<b>50.337 (1)</b>	<b>86.38</b>		<b>18:04:43.197</b>	
6 -	30.553	<b>20.032</b>	50.585	85.96	0.248	18:05:33.782	
7 -	30.649	20.178	50.827	85.55	0.490	18:06:24.609	
8 -	30.323	20.243	50.566	85.99	0.229	18:07:15.175	
9 -	30.267	20.180	50.447 (3)	86.20	0.110	18:08:05.622	

P3 258 U		Ande FRIEND		Kawasaki ZX10R - Flying colours Motorcycle Training			
IDEAL LAP TIME : 50.165		BEST LAP TIME : 50.165		DIFFERENCE : 0.000			
LAP	SECTOR 1	SECTOR 2	LAP TIME	MPH	DIFF	TIME OF DAY	
1 -		20.704	57.053	76.21	6.888	18:01:20.972	
2 -	31.271	20.532	51.803	83.94	1.638	18:02:12.775	
3 -	30.971	20.608	51.579	84.30	1.414	18:03:04.354	
4 -	31.201	20.439	51.640	84.20	1.475	18:03:55.994	
5 -	30.569	20.421	50.990	85.28	0.825	18:04:46.984	
6 -	30.731	20.267	50.998	85.27	0.833	18:05:37.982	
7 -	30.564	20.279	50.843 (3)	85.53	0.678	18:06:28.825	
8 -	30.578	20.182	50.760 (2)	85.66	0.595	18:07:19.585	
9 -	<b>29.990</b>	<b>20.175</b>	<b>50.165 (1)</b>	<b>86.68</b>		<b>18:08:09.750</b>	

P4 19 U		Tyler DONOVAN		Kawasaki ZX10R - Tinder Corp			
IDEAL LAP TIME : 50.441		BEST LAP TIME : 50.619		DIFFERENCE : 0.178			
LAP	SECTOR 1	SECTOR 2	LAP TIME	MPH	DIFF	TIME OF DAY	
1 -		20.497	56.721	76.66	6.102	18:01:20.640	
2 -	31.069	20.350	51.419	84.57	0.800	18:02:12.059	
3 -	30.929	21.122	52.051	83.54	1.432	18:03:04.110	
4 -	31.068	20.594	51.662	84.17	1.043	18:03:55.772	
5 -	31.067	20.255	51.322	84.73	0.703	18:04:47.094	
6 -	30.835	20.359	51.194	84.94	0.575	18:05:38.288	
7 -	30.555	20.064	<b>50.619 (1)</b>	<b>85.90</b>		<b>18:06:28.907</b>	
8 -	30.837	<b>19.945</b>	50.782 (3)	85.63	0.163	18:07:19.689	
9 -	<b>30.496</b>	20.237	50.733 (2)	85.71	0.114	18:08:10.422	

# BMCRC - MRO Championships 2023 - Rnd 8 @ Brands Hatch Indy

## BMCRC Thunderbike Extreme & Ultra

### RACE 20 - SECTOR ANALYSIS



SECTOR 1 = FL to I1, SECTOR 2 = I1 to FL, DIFF = Difference To Personal Best Lap, P = Crossed Finish Line in Pit Lane, D = Time Disallowed

<b>P5 46 U</b>		<b>Simon GATES</b>		Yamaha YZF R1 - T.A Roden LTD / Canine Plus Hydro			
IDEAL LAP TIME : 51.715		BEST LAP TIME : 51.724		DIFFERENCE : 0.009			
LAP	SECTOR 1	SECTOR 2	LAP TIME	MPH	DIFF	TIME OF DAY	
1 -		20.577	57.981	74.99	6.257	18:01:21.900	
2 -	31.963	20.707	52.670	82.56	0.946	18:02:14.570	
3 -	31.549	20.538	52.087	83.48	0.363	18:03:06.657	
4 -	31.543	20.449	51.992 (3)	83.63	0.268	18:03:58.649	
5 -	31.575	20.623	52.198	83.30	0.474	18:04:50.847	
6 -	31.451	20.611	52.062	83.52	0.338	18:05:42.909	
7 -	<b>31.276</b>	20.448	<b>51.724 (1)</b>	<b>84.07</b>		<b>18:06:34.633</b>	
8 -	31.288	<b>20.439</b>	51.727 (2)	84.06	0.003	18:07:26.360	
9 -	31.448	20.558	52.006	83.61	0.282	18:08:18.366	

<b>P6 8 U</b>		<b>Dave SAUNDERS</b>		Suzuki GSXR1000 - Mum/Dad/JW MOT/Parks Utility			
IDEAL LAP TIME : 51.263		BEST LAP TIME : 51.406		DIFFERENCE : 0.143			
LAP	SECTOR 1	SECTOR 2	LAP TIME	MPH	DIFF	TIME OF DAY	
1 -		21.464	59.372	73.24	7.966	18:01:23.291	
2 -	32.285	21.162	53.447	81.36	2.041	18:02:16.738	
3 -	31.506	20.668	52.174	83.34	0.768	18:03:08.912	
4 -	<b>30.923</b>	20.483	<b>51.406 (1)</b>	<b>84.59</b>		<b>18:04:00.318</b>	
5 -	31.100	20.554	51.654	84.18	0.248	18:04:51.972	
6 -	31.199	<b>20.340</b>	51.539 (2)	84.37	0.133	18:05:43.511	
7 -	31.140	20.474	51.614 (3)	84.25	0.208	18:06:35.125	
8 -	31.302	20.408	51.710	84.09	0.304	18:07:26.835	
9 -	32.033	20.830	52.863	82.26	1.457	18:08:19.698	

<b>P7 17 U</b>		<b>Jordan KILLWORTH</b>		Kawasaki ZX10R - BK Racing / Rabbit			
IDEAL LAP TIME : 51.995		BEST LAP TIME : 52.217		DIFFERENCE : 0.222			
LAP	SECTOR 1	SECTOR 2	LAP TIME	MPH	DIFF	TIME OF DAY	
1 -		20.936	57.790	75.24	5.573	18:01:21.709	
2 -	31.872	21.044	52.916	82.17	0.699	18:02:14.625	
3 -	32.107	21.101	53.208	81.72	0.991	18:03:07.833	
4 -	31.645	20.621	52.266 (2)	83.20	0.049	18:04:00.099	
5 -	31.934	<b>20.530</b>	52.464	82.88	0.247	18:04:52.563	
6 -	<b>31.465</b>	20.805	52.270 (3)	83.19	0.053	18:05:44.833	
7 -	31.770	20.705	52.475	82.87	0.258	18:06:37.308	
8 -	31.494	20.723	<b>52.217 (1)</b>	<b>83.27</b>		<b>18:07:29.525</b>	
9 -	31.726	21.125	52.851	82.28	0.634	18:08:22.376	

<b>P8 129 E</b>		<b>Derek CRIPPS</b>		Yamaha R1 - Team FBR			
IDEAL LAP TIME : 51.936		BEST LAP TIME : 51.936		DIFFERENCE : 0.000			
LAP	SECTOR 1	SECTOR 2	LAP TIME	MPH	DIFF	TIME OF DAY	
1 -		21.206	59.810	72.70	7.874	18:01:23.729	
2 -	32.329	21.167	53.496	81.28	1.560	18:02:17.225	
3 -	32.089	21.053	53.142	81.82	1.206	18:03:10.367	
4 -	31.744	21.099	52.843	82.29	0.907	18:04:03.210	
5 -	31.675	20.746	52.421	82.95	0.485	18:04:55.631	
6 -	31.337	20.718	52.055 (2)	83.53	0.119	18:05:47.686	
7 -	31.411	20.888	52.299	83.14	0.363	18:06:39.985	
8 -	<b>31.334</b>	<b>20.602</b>	<b>51.936 (1)</b>	<b>83.73</b>		<b>18:07:31.921</b>	
9 -	31.384	20.735	52.119 (3)	83.43	0.183	18:08:24.040	

# BMCRC - MRO Championships 2023 - Rnd 8 @ Brands Hatch Indy

## BMCRC Thunderbike Extreme & Ultra

### RACE 20 - SECTOR ANALYSIS



SECTOR 1 = FL to I1, SECTOR 2 = I1 to FL, DIFF = Difference To Personal Best Lap, P = Crossed Finish Line in Pit Lane, D = Time Disallowed

P9 117 U		Raymond STAGG		Suzuki GSXR 750 -			
IDEAL LAP TIME : 52.337		BEST LAP TIME : 52.613		DIFFERENCE : 0.276			
LAP	SECTOR 1	SECTOR 2	LAP TIME	MPH	DIFF	TIME OF DAY	
1 -		21.618	1:01.153	71.10	8.540	18:01:25.072	
2 -	32.118	20.937	53.055	81.96	0.442	18:02:18.127	
3 -	32.237	20.984	53.221	81.70	0.608	18:03:11.348	
4 -	31.877	20.891	52.768 (2)	82.40	0.155	18:04:04.116	
5 -	<b>31.526</b>	21.595	53.121	81.86	0.508	18:04:57.237	
6 -	32.132	21.011	53.143	81.82	0.530	18:05:50.380	
7 -	32.040	<b>20.811</b>	52.851 (3)	82.28	0.238	18:06:43.231	
8 -	32.654	21.146	53.800	80.82	1.187	18:07:37.031	
9 -	31.638	20.975	<b>52.613 (1)</b>	<b>82.65</b>		<b>18:08:29.644</b>	

P10 20 U		Connor SWYER		Suzuki GSXR 1000 K6 - WSC Performace & lleithyr farm & dad			
IDEAL LAP TIME : 52.676		BEST LAP TIME : 52.893		DIFFERENCE : 0.217			
LAP	SECTOR 1	SECTOR 2	LAP TIME	MPH	DIFF	TIME OF DAY	
1 -		21.463	1:00.321	72.09	7.428	18:01:24.240	
2 -	32.307	21.280	53.587	81.15	0.694	18:02:17.827	
3 -	32.125	21.182	53.307	81.57	0.414	18:03:11.134	
4 -	<b>31.760</b>	21.133	<b>52.893 (1)</b>	<b>82.21</b>		<b>18:04:04.027</b>	
5 -	32.068	<b>20.916</b>	52.984 (3)	82.07	0.091	18:04:57.011	
6 -	32.046	21.097	53.143	81.82	0.250	18:05:50.154	
7 -	32.015	20.954	52.969 (2)	82.09	0.076	18:06:43.123	
8 -	32.401	21.399	53.800	80.82	0.907	18:07:36.923	
9 -	32.033	21.002	53.035	81.99	0.142	18:08:29.958	

P11 23 U		Justin ROSE		Yamaha R1 -			
IDEAL LAP TIME : 52.767		BEST LAP TIME : 52.818		DIFFERENCE : 0.051			
LAP	SECTOR 1	SECTOR 2	LAP TIME	MPH	DIFF	TIME OF DAY	
1 -		21.394	58.934	73.78	6.116	18:01:22.853	
2 -	32.558	21.545	54.103	80.37	1.285	18:02:16.956	
3 -	32.047	21.006	53.053 (3)	81.96	0.235	18:03:10.009	
4 -	<b>31.859</b>	20.959	<b>52.818 (1)</b>	<b>82.33</b>		<b>18:04:02.827</b>	
5 -	32.475	<b>20.908</b>	53.383	81.46	0.565	18:04:56.210	
6 -	32.054	21.295	53.349	81.51	0.531	18:05:49.559	
7 -	32.278	20.916	53.194	81.74	0.376	18:06:42.753	
8 -	32.876	21.590	54.466	79.84	1.648	18:07:37.219	
9 -	32.029	21.011	53.040 (2)	81.98	0.222	18:08:30.259	

P12 118 E		Darren CORKETT		Suzuki GSXR 600 - Jackson & Phillips			
IDEAL LAP TIME : 51.521		BEST LAP TIME : 51.577		DIFFERENCE : 0.056			
LAP	SECTOR 1	SECTOR 2	LAP TIME	MPH	DIFF	TIME OF DAY	
1 -		21.966	1:02.915	69.11	11.338	18:01:26.834	
2 -	33.152	21.999	55.151	78.84	3.574	18:02:21.985	
3 -	32.388	20.678	53.066	81.94	1.489	18:03:15.051	
4 -	31.510	<b>20.651</b>	52.161 (3)	83.36	0.584	18:04:07.212	
5 -	31.836	21.088	52.924	82.16	1.347	18:05:00.136	
6 -	31.222	20.829	52.051 (2)	83.54	0.474	18:05:52.187	
7 -	<b>30.870</b>	20.707	<b>51.577 (1)</b>	<b>84.31</b>		<b>18:06:43.764</b>	
8 -	32.335	21.437	53.772	80.87	2.195	18:07:37.536	
9 -	31.924	21.134	53.058	81.95	1.481	18:08:30.594	

# BMCRC - MRO Championships 2023 - Rnd 8 @ Brands Hatch Indy

## BMCRC Thunderbike Extreme & Ultra

### RACE 20 - SECTOR ANALYSIS



SECTOR 1 = FL to I1, SECTOR 2 = I1 to FL, DIFF = Difference To Personal Best Lap, P = Crossed Finish Line in Pit Lane, D = Time Disallowed

P13 52 E Barry MANTELL		Honda 929 FIREBLADE - Swedish car connection				
IDEAL LAP TIME : 52.090		BEST LAP TIME : 52.219		DIFFERENCE : 0.129		
LAP	SECTOR 1	SECTOR 2	LAP TIME	MPH	DIFF	TIME OF DAY
1 -		21.952	1:02.419	69.66	10.200	18:01:26.338
2 -	32.382	22.030	54.412	79.91	2.193	18:02:20.750
3 -	32.517	21.436	53.953	80.59	1.734	18:03:14.703
4 -	31.457	20.998	52.455 (2)	82.90	0.236	18:04:07.158
5 -	31.975	21.358	53.333	81.53	1.114	18:05:00.491
6 -	31.414	<b>20.805</b>	<b>52.219 (1)</b>	<b>83.27</b>		<b>18:05:52.710</b>
7 -	31.496	21.103	52.599	82.67	0.380	18:06:45.309
8 -	<b>31.285</b>	21.210	52.495 (3)	82.83	0.276	18:07:37.804
9 -	32.175	21.246	53.421	81.40	1.202	18:08:31.225

P14 80 U Mark OVEL		Yamaha R1 - I NEED A SPONSOR				
IDEAL LAP TIME : 52.357		BEST LAP TIME : 52.464		DIFFERENCE : 0.107		
LAP	SECTOR 1	SECTOR 2	LAP TIME	MPH	DIFF	TIME OF DAY
1 -		22.158	1:03.511	68.46	11.047	18:01:27.430
2 -	33.419	21.447	54.866	79.25	2.402	18:02:22.296
3 -	33.408	21.431	54.839	79.29	2.375	18:03:17.135
4 -	32.100	21.113	53.213	81.72	0.749	18:04:10.348
5 -	32.495	21.132	53.627	81.08	1.163	18:05:03.975
6 -	31.737	20.929	52.666 (3)	82.56	0.202	18:05:56.641
7 -	31.613	<b>20.851</b>	<b>52.464 (1)</b>	<b>82.88</b>		<b>18:06:49.105</b>
8 -	31.630	21.067	52.697	82.52	0.233	18:07:41.802
9 -	<b>31.506</b>	20.990	52.496 (2)	82.83	0.032	18:08:34.298

P15 96 U Pete SCOTT		Suzuki GSXR1000K5 - South Hill MOT Centre				
IDEAL LAP TIME : 52.517		BEST LAP TIME : 52.553		DIFFERENCE : 0.036		
LAP	SECTOR 1	SECTOR 2	LAP TIME	MPH	DIFF	TIME OF DAY
1 -		21.974	1:02.742	69.30	10.189	18:01:26.661
2 -	33.279	22.238	55.517	78.32	2.964	18:02:22.178
3 -	33.593	21.675	55.268	78.68	2.715	18:03:17.446
4 -	32.423	21.087	53.510	81.26	0.957	18:04:10.956
5 -	32.279	21.068	53.347	81.51	0.794	18:05:04.303
6 -	31.970	<b>20.792</b>	52.762 (2)	82.41	0.209	18:05:57.065
7 -	<b>31.725</b>	21.088	52.813	82.33	0.260	18:06:49.878
8 -	31.833	20.953	52.786 (3)	82.38	0.233	18:07:42.664
9 -	31.737	20.816	<b>52.553 (1)</b>	<b>82.74</b>		<b>18:08:35.217</b>

P16 21 U Danny BRENNAN		Suzuki GSXR 1000 -				
IDEAL LAP TIME : 54.420		BEST LAP TIME : 54.561		DIFFERENCE : 0.141		
LAP	SECTOR 1	SECTOR 2	LAP TIME	MPH	DIFF	TIME OF DAY
1 -		21.928	1:01.231	71.01	6.670	18:01:25.150
2 -	33.444	22.100	55.544	78.29	0.983	18:02:20.694
3 -	34.659	21.983	56.642	76.77	2.081	18:03:17.336
4 -	33.760	21.886	55.646	78.14	1.085	18:04:12.982
5 -	33.025	21.614	54.639 (2)	79.58	0.078	18:05:07.621
6 -	<b>33.001</b>	21.653	54.654 (3)	79.56	0.093	18:06:02.275
7 -	33.142	<b>21.419</b>	<b>54.561 (1)</b>	<b>79.70</b>		<b>18:06:56.836</b>
8 -	33.028	21.685	54.713	79.48	0.152	18:07:51.549
9 -	33.137	21.582	54.719	79.47	0.158	18:08:46.268

# BMCRC - MRO Championships 2023 - Rnd 8 @ Brands Hatch Indy

## BMCRC Thunderbike Extreme & Ultra

### RACE 20 - SECTOR ANALYSIS



SECTOR 1 = FL to I1, SECTOR 2 = I1 to FL, DIFF = Difference To Personal Best Lap, P = Crossed Finish Line in Pit Lane, D = Time Disallowed

P17 124 E		Gareth SKINNER		Aprilia RSVR - Two4 Suspension			
IDEAL LAP TIME : 54.107		BEST LAP TIME : 54.107		DIFFERENCE : 0.000			
LAP	SECTOR 1	SECTOR 2	LAP TIME	MPH	DIFF	TIME OF DAY	
1 -		22.666	1:03.444	68.54	9.337	18:01:27.363	
2 -	33.520	22.212	55.732	78.02	1.625	18:02:23.095	
3 -	33.417	21.833	55.250	78.70	1.143	18:03:18.345	
4 -	33.563	21.616	55.179	78.80	1.072	18:04:13.524	
5 -	33.283	21.442	54.725	79.46	0.618	18:05:08.249	
6 -	33.015	21.495	54.510 (2)	79.77	0.403	18:06:02.759	
7 -	33.761	21.352	55.113	78.90	1.006	18:06:57.872	
8 -	<b>32.867</b>	<b>21.240</b>	<b>54.107 (1)</b>	<b>80.37</b>		<b>18:07:51.979</b>	
9 -	33.207	21.375	54.582 (3)	79.67	0.475	18:08:46.561	

P18 744 U		Gary ANDERSON		Honda 954RR - A&M MOT Services. Guildford			
IDEAL LAP TIME : 54.806		BEST LAP TIME : 54.828		DIFFERENCE : 0.022			
LAP	SECTOR 1	SECTOR 2	LAP TIME	MPH	DIFF	TIME OF DAY	
1 -		22.746	1:04.156	67.78	9.328	18:01:28.075	
2 -	33.629	<b>21.673</b>	55.302	78.63	0.474	18:02:23.377	
3 -	33.171	22.037	55.208 (3)	78.76	0.380	18:03:18.585	
4 -	33.486	21.912	55.398	78.49	0.570	18:04:13.983	
5 -	<b>33.133</b>	21.695	<b>54.828 (1)</b>	<b>79.31</b>		<b>18:05:08.811</b>	
6 -	33.666	21.844	55.510	78.33	0.682	18:06:04.321	
7 -	33.708	22.372	56.080	77.54	1.252	18:07:00.401	
8 -	33.312	21.815	55.127 (2)	78.88	0.299	18:07:55.528	
9 -	33.521	22.112	55.633	78.16	0.805	18:08:51.161	

P19 139 E		Rob MARLEY		Honda CBR600F3 - PearTree Racing			
IDEAL LAP TIME :		BEST LAP TIME : 54.887		DIFFERENCE :			
LAP	SECTOR 1	SECTOR 2	LAP TIME	MPH	DIFF	TIME OF DAY	
1 -			1:02.400	69.68	7.513	18:01:26.318	
2 -			55.573 (3)	78.24	0.686	18:02:21.892	
3 -			56.173	77.41	1.286	18:03:18.065	
4 -			55.319 (2)	78.60	0.432	18:04:13.384	
5 -			55.798	77.93	0.911	18:05:09.182	
6 -			<b>54.887 (1)</b>	<b>79.22</b>		<b>18:06:04.069</b>	
7 -			56.027	77.61	1.140	18:07:00.096	
8 -			56.367	77.14	1.480	18:07:56.463	
9 -			56.361	77.15	1.474	18:08:52.824	

P20 114 U		Richard BATE		Yamaha R1 - TEAM PSR			
IDEAL LAP TIME :		BEST LAP TIME : 56.256		DIFFERENCE :			
LAP	SECTOR 1	SECTOR 2	LAP TIME	MPH	DIFF	TIME OF DAY	
1 -			1:04.931	66.97	8.675	18:01:28.850	
2 -			57.012	76.27	0.756	18:02:25.862	
3 -			56.289 (2)	77.25	0.033	18:03:22.151	
4 -			56.575 (3)	76.86	0.319	18:04:18.726	
5 -			57.160	76.07	0.904	18:05:15.886	
6 -			<b>56.256 (1)</b>	<b>77.30</b>		<b>18:06:12.142</b>	
7 -			56.702	76.69	0.446	18:07:08.844	
8 -			56.918	76.40	0.662	18:08:05.762	

# BMCRC - MRO Championships 2023 - Rnd 8 @ Brands Hatch Indy

## BMCRC Thunderbike Extreme & Ultra

### RACE 20 - SECTOR ANALYSIS



SECTOR 1 = FL to I1, SECTOR 2 = I1 to FL, DIFF = Difference To Personal Best Lap, P = Crossed Finish Line in Pit Lane, D = Time Disallowed

<b>P21</b>	<b>54 E</b>	<b>Mark PUTTICK</b>	Suzuki GSXR 750 -			
IDEAL LAP TIME : 55.590		BEST LAP TIME : 55.796	DIFFERENCE : 0.206			

LAP	SECTOR 1	SECTOR 2	LAP TIME	MPH	DIFF	TIME OF DAY
1 -		22.660	1:05.276	66.61	9.480	18:01:29.195
2 -	35.706	22.471	58.177	74.74	2.381	18:02:27.372
3 -	33.880	<b>21.956</b>	55.836 (2)	77.88	0.040	18:03:23.208
<b>4 -</b>	<b>33.634</b>	22.162	<b>55.796 (1)</b>	<b>77.93</b>		<b>18:04:19.004</b>
5 -	34.698	22.466	57.164	76.07	1.368	18:05:16.168
6 -	33.890	22.434	56.324 (3)	77.20	0.528	18:06:12.492
7 -	34.599	22.416	57.015	76.27	1.219	18:07:09.507
8 -	34.091	22.555	56.646	76.76	0.850	18:08:06.153

<b>P22</b>	<b>41 U</b>	<b>Paul PRICE</b>	Suzuki GSXR 1000 -			
IDEAL LAP TIME : 54.532		BEST LAP TIME : 55.041	DIFFERENCE : 0.509			

LAP	SECTOR 1	SECTOR 2	LAP TIME	MPH	DIFF	TIME OF DAY
1 -		<b>21.276</b>	59.587	72.97	4.546	18:01:23.506
<b>2 -</b>	<b>33.256</b>	21.785	<b>55.041 (1)</b>	<b>79.00</b>		<b>18:02:18.547</b>



# BMCRC - MRO Championships 2023 - Rnd 8 @ Brands Hatch Indy

## BMCRC Thunderbike Extreme & Ultra

### RACE 20 - BEST SECTORS

SECTOR 1			SECTOR 2			IDEAL / BEST COMPARISON						
POS	NO	NAME	TIME	NO	NAME	TIME	POS	NO	NAME	IDEAL	BEST	DIFF
									<b>PERFECT LAP</b>	<b>49.935</b>		
1	258	FRIEND	<b>29.990</b>	19	DONOVAN	<b>19.945</b>	1	258	FRIEND	50.165	50.165	<b>0.000</b>
2	78	THOMAS	<b>30.207</b>	78	THOMAS	<b>20.019</b>	2	78	THOMAS	50.226	50.453	<b>0.227</b>
3	102	FEARN	<b>30.250</b>	102	FEARN	<b>20.032</b>	3	102	FEARN	50.282	50.337	<b>0.055</b>
4	19	DONOVAN	<b>30.496</b>	258	FRIEND	<b>20.175</b>	4	19	DONOVAN	50.441	50.619	<b>0.178</b>
5	118	CORKETT	<b>30.870</b>	8	SAUNDERS	<b>20.340</b>	5	8	SAUNDERS	51.263	51.406	<b>0.143</b>
6	8	SAUNDERS	<b>30.923</b>	46	GATES	<b>20.439</b>	6	118	CORKETT	51.521	51.577	<b>0.056</b>
7	46	GATES	<b>31.276</b>	17	KILLWORTH	<b>20.530</b>	7	46	GATES	51.715	51.724	<b>0.009</b>
8	52	MANTELL	<b>31.285</b>	129	CRIPPS	<b>20.602</b>	8	129	CRIPPS	51.936	51.936	<b>0.000</b>
9	129	CRIPPS	<b>31.334</b>	118	CORKETT	<b>20.651</b>	9	17	KILLWORTH	51.995	52.217	<b>0.222</b>
10	17	KILLWORTH	<b>31.465</b>	96	SCOTT	<b>20.792</b>	10	52	MANTELL	52.090	52.219	<b>0.129</b>
11	80	OVEL	<b>31.506</b>	52	MANTELL	<b>20.805</b>	11	117	STAGG	52.337	52.613	<b>0.276</b>
12	117	STAGG	<b>31.526</b>	117	STAGG	<b>20.811</b>	12	80	OVEL	52.357	52.464	<b>0.107</b>
13	96	SCOTT	<b>31.725</b>	80	OVEL	<b>20.851</b>	13	96	SCOTT	52.517	52.553	<b>0.036</b>
14	20	SWYER	<b>31.760</b>	23	ROSE	<b>20.908</b>	14	20	SWYER	52.676	52.893	<b>0.217</b>
15	23	ROSE	<b>31.859</b>	20	SWYER	<b>20.916</b>	15	23	ROSE	52.767	52.818	<b>0.051</b>
16	124	SKINNER	<b>32.867</b>	124	SKINNER	<b>21.240</b>	16	124	SKINNER	54.107	54.107	<b>0.000</b>
17	21	BRENNAN	<b>33.001</b>	41	PRICE	<b>21.276</b>	17	21	BRENNAN	54.420	54.561	<b>0.141</b>
18	744	ANDERSON	<b>33.133</b>	21	BRENNAN	<b>21.419</b>	18	41	PRICE	54.532	55.041	<b>0.509</b>
19	41	PRICE	<b>33.256</b>	744	ANDERSON	<b>21.673</b>	19	744	ANDERSON	54.806	54.828	<b>0.022</b>
20	54	PUTTICK	<b>33.634</b>	54	PUTTICK	<b>21.956</b>	20	54	PUTTICK	55.590	55.796	<b>0.206</b>
21							21	114	BATE		56.256	
22							22	139	MARLEY		54.887	

# BMCRC - MRO Championships 2023 - Rnd 8 @ Brands Hatch Indy

## BMCRC Thunderbike Extreme & Ultra

### RACE 20 - STATISTICS

**Competitors Started** 22  
**Planned Start** 2023-09-30 @ 18:00:00.000  
**Actual Start** 2023-09-30 @ 18:00:23.918  
**Finish Time** 2023-09-30 @ 18:08:05.543  
**Track Length** 1.2079mi.  
**Total Laps** 189  
**Total Distance Covered** 228.3017mi.

#### Session Fastest Lap History

NO	CL	NAME	LAP TIME	TIME OF DAY	LAP	VEHICLE
78	U	Jamie THOMAS	<b>50.829</b>	18:02:11.061	2	Suzuki GSXR 1000
78	U	Jamie THOMAS	<b>50.453</b>	18:03:01.514	3	Suzuki GSXR 1000
102	U	James FEARN	<b>50.416</b>	18:03:52.882	4	Suzuki GSXR1000
102	U	James FEARN	<b>50.337</b>	18:04:43.219	5	Suzuki GSXR1000
258	U	Ande FRIEND	<b>50.165</b>	18:08:09.766	9	Kawasaki ZX10R

#### Session Leader History

NO	CL	NAME	FROM LAP	LAPS LED	DISTANCE	VEHICLE
78	U	Jamie THOMAS	1	9	10.87 miles	Suzuki GSXR 1000

#### Flag History

TYPE	TIME OF DAY
GREEN	18:00:23.918
FINISH	18:08:05.543

#### Flag Statistics

TYPE	COUNT	TOTAL LAPS	TOTAL TIME
Green	1	9	8:47.101
Red	0	0	0.000
Safety Car	0	0	0.000
FCY	0	0	0.000

# BMCRC - MRO Championships 2023 - Rnd 8 @ Brands Hatch Indy

## BMCRC Thunderbike Extreme & Ultra

### RACE 20 - STATISTICS

CLASS : U

16 Starters

#### Fastest Lap History

NO	NAME	LAP TIME	TIME OF DAY	LAP	VEHICLE
78	Jamie THOMAS	50.829	18:02:11.061	2	Suzuki GSXR 1000
78	Jamie THOMAS	50.453	18:03:01.514	3	Suzuki GSXR 1000
102	James FEARN	50.416	18:03:52.882	4	Suzuki GSXR1000
102	James FEARN	50.337	18:04:43.219	5	Suzuki GSXR1000
258	Ande FRIEND	50.165	18:08:09.766	9	Kawasaki ZX10R

#### Leader History

NO	NAME	FROM LAP	LAPS LED	DISTANCE	VEHICLE
78	Jamie THOMAS	1	9	10.87 miles	Suzuki GSXR 1000

# BMCRC - MRO Championships 2023 - Rnd 8 @ Brands Hatch Indy

## BMCRC Thunderbike Extreme & Ultra

### RACE 20 - STATISTICS

CLASS : E

6 Starters

#### Fastest Lap History

NO	NAME	LAP TIME	TIME OF DAY	LAP	VEHICLE
129	Derek CRIPPS	53.496	18:02:17.251	2	Yamaha R1
129	Derek CRIPPS	53.142	18:03:10.388	3	Yamaha R1
118	Darren CORKETT	53.066	18:03:15.055	3	Suzuki GSXR 600
129	Derek CRIPPS	52.843	18:04:03.230	4	Yamaha R1
52	Barry MANTELL	52.455	18:04:07.168	4	Honda 929 FIREBLADE
118	Darren CORKETT	52.161	18:04:07.212	4	Suzuki GSXR 600
129	Derek CRIPPS	52.055	18:05:47.708	6	Yamaha R1
118	Darren CORKETT	52.051	18:05:52.192	6	Suzuki GSXR 600
118	Darren CORKETT	51.577	18:06:43.769	7	Suzuki GSXR 600

#### Leader History

NO	NAME	FROM LAP	LAPS LED	DISTANCE	VEHICLE
129	Derek CRIPPS	1	9	10.87 miles	Yamaha R1

**BMCRC - MRO Championships 2023 - Rnd 8 @ Brands Hatch Indy**

**BMCRC Thunderbike Extreme & Ultra**

**RACE 10 - GRID (11 Laps)**



ROW 9	27		26	<b>6</b> Andrew FIRTH	25	<b>800</b> Morgan CREASEY
ROW 8	24	<b>5</b> Stacey KILLWORTH	23	<b>24</b> Mark REYNOLDS	22	<b>114</b> Richard BATE 56.256
ROW 7	21	<b>54</b> Mark PUTTICK 55.796	20	<b>41</b> Paul PRICE 55.041	19	<b>139</b> Rob MARLEY 54.887
ROW 6	18	<b>744</b> Gary ANDERSON 54.828	17	<b>21</b> Danny BRENNAN 54.561	16	<b>124</b> Gareth SKINNER 54.107
ROW 5	15	<b>20</b> Connor SWYER 52.893	14	<b>23</b> Justin ROSE 52.818	13	<b>117</b> Raymond STAGG 52.613
ROW 4	12	<b>96</b> Pete SCOTT 52.553	11	<b>80</b> Mark OVEL 52.464	10	<b>52</b> Barry MANTELL 52.219
ROW 3	9	<b>17</b> Jordan KILLWORTH 52.217	8	<b>129</b> Derek CRIPPS 51.936	7	<b>46</b> Simon GATES 51.724
ROW 2	6	<b>118</b> Darren CORKETT 51.577	5	<b>8</b> Dave SAUNDERS 51.406	4	<b>19</b> Tyler DONOVAN 50.619
ROW 1	3	<b>78</b> Jamie THOMAS 50.453	2	<b>102</b> James FEARN 50.337	1	<b>258</b> Ande FRIEND 50.165 <b>Pole</b>

Brands Hatch Indy: 1.2079 miles

These results are provisional until the conclusion of any judicial and technical matters.

Clerk Of Course :	Stewards :	Timekeeper : <i>Craig Smith</i>
-------------------	------------	------------------------------------

Results can be found at [www.tsl-timing.com](http://www.tsl-timing.com)

Printed - 18:12 Saturday, 30 September 2023



# BMCRC - MRO Championships 2023 - Rnd 8 @ Brands Hatch Indy

## BMCRC Thunderbike Extreme & Ultra

### RACE 10 - CLASSIFICATION



POS	NO	CL	PIC NAME	ENTRY	LAPS	TIME	GAP	DIFF	MPH	BEST	ON
1	102	U	1 James FEARN	Suzuki GSXR1000 - Mark Wilby plumbing	11	9:21.281			85.22	50.084	4
2	78	U	2 Jamie THOMAS	Suzuki GSXR 1000 - Team RubyRacing DART Moto	11	9:23.716	2.435	2.435	84.85	50.330	4
3	258	U	3 Ande FRIEND	Kawasaki ZX10R - Flying colours Motorcycle Training	11	9:26.779	5.498	3.063	84.39	50.637	5
4	46	U	4 Simon GATES	Yamaha YZF R1 - T.A Roden LTD / Canine Plus Hyc	11	9:34.823	13.542	8.044	83.21	51.282	5
5	8	U	5 Dave SAUNDERS	Suzuki GSXR1000 - Mum/Dad/JW MOT/Parks Utility	11	9:39.124	17.843	4.301	82.59	51.172	9
6	23	U	6 Justin ROSE	Yamaha R1 -	11	9:39.709	18.428	0.585	82.51	51.307	11
7	17	U	7 Jordan KILLWORTH	Kawasaki ZX10R - BK Racing / Rabbit	11	9:40.154	18.873	0.445	82.45	51.173	11
8	80	U	8 Mark OVEL	Yamaha R1 - I NEED A SPONSOR	11	9:41.519	20.238	1.365	82.25	51.646	10
9	20	U	9 Connor SWYER	Suzuki GSXR 1000 K6 - WSC Performace & lleithyr t	11	9:43.123	21.842	1.604	82.03	51.410	9
10	52	E	1 Barry MANTELL	Honda 929 FIREBLADE - Swedish car connection	11	9:43.381	22.100	0.258	81.99	51.905	10
11	118	E	2 Darren CORKETT	Suzuki GSXR 600 - Jackson & Phillips	11	9:43.673	22.392	0.292	81.95	51.978	10
12	117	U	10 Raymond STAGG	Suzuki GSXR 750 -	11	9:46.061	24.780	2.388	81.62	51.617	10
13	129	E	3 Derek CRIPPS	Yamaha R1 - Team FBR	11	9:46.396	25.115	0.335	81.57	51.705	10
14	41	U	11 Paul PRICE	Suzuki GSXR 1000 -	11	9:52.281	31.000	5.885	80.76	52.190	6
15	96	U	12 Pete SCOTT	Suzuki GSXR1000K5 - South Hill MOT Centre	11	9:55.965	34.684	3.684	80.26	52.877	6
16	21	U	13 Danny BRENNAN	Suzuki GSXR 1000 -	11	10:01.618	40.337	5.653	79.50	53.312	10
17	744	U	14 Gary ANDERSON	Honda 954RR - A&M MOT Services. Guildford	11	10:02.119	40.838	0.501	79.44	53.345	11
18	124	E	4 Gareth SKINNER	Aprilia RSVR - Two4 Suspension	11	10:02.967	41.686	0.848	79.33	53.454	11
19	114	U	15 Richard BATE	Yamaha R1 - TEAM PSR	11	10:12.428	51.147	9.461	78.10	53.790	10
20	139	E	5 Rob MARLEY	Honda CBR600F3 - PearTree Racing	10	9:27.877	1 Lap	1 Lap	76.57	55.642	3
21	54	E	6 Mark PUTTICK	Suzuki GSXR 750 -	10	9:28.328	1 Lap	0.451	76.51	55.738	8

#### NOT CLASSIFIED

DNF	19	U	Tyler DONOVAN	Kawasaki ZX10R - Tinder Corp	10	8:35.419	1 Lap		84.37	50.605	6
-----	----	---	---------------	------------------------------	----	----------	-------	--	-------	--------	---

#### FASTEST LAP

102	U	James FEARN	Suzuki GSXR1000 - Mark Wilby plumbing	4	50.084	86.82 mph	139.73 kph
129	E	Derek CRIPPS	Yamaha R1 - Team FBR	10	51.705	84.10 mph	135.35 kph

Class U - 92.5% of Race Speed = 78.82 mph

Class E - 92.5% of Race Speed = 75.84 mph

Weather / Track : Cloudy / Dry

These results are provisional until the conclusion of any judicial and technical matters.

Race Distance: 11 Laps / 13.28 miles

Brands Hatch Indy: 1.2079 miles

Date: 01/10/2023 Start: 12:49 Finish: 12:59

Clerk Of Course :

Stewards :

Timekeeper :

*Craig Smith*

Results can be found at [www.tsl-timing.com](http://www.tsl-timing.com)

Printed - 13:00 Sunday, 01 October 2023



# BMCRC - MRO Championships 2023 - Rnd 8 @ Brands Hatch Indy

## BMCRC Thunderbike Extreme & Ultra

### RACE 10 - LAP CHART

#### LAP 1 @ 12:50:45.023

NO	BEHIND	LAP TIME
19		55.793
258	0.450	56.243
102	0.558	56.351
78	0.854	56.647
46	1.221	57.014
118	2.274	58.067
17	2.535	58.328
80	2.776	58.569
23	3.703	59.496
52	3.730	59.523
8	3.934	59.727
20	4.341	1:00.134
41	4.581	1:00.374
117	4.874	1:00.667
129	5.324	1:01.117
96	5.819	1:01.612
21	6.205	1:01.998
744	6.406	1:02.199
124	7.013	1:02.806
139	8.198	1:03.991
114	8.800	1:04.593
54	8.963	1:04.756

#### LAP 2 @ 12:51:36.202

NO	BEHIND	LAP TIME
19		51.179
258	0.564	51.293
78	0.657	50.982
102	1.050	51.671
46	1.497	51.455
118	3.310	52.215
17	3.336	51.980
80	3.795	52.198
52	4.909	52.358
23	4.977	52.453
20	6.207	53.045
8	6.300	53.545
117	6.633	52.938
41	6.992	53.590
129	7.288	53.143
96	8.213	53.573
21	8.594	53.568
744	9.050	53.823
124	10.219	54.385
139	13.218	56.199
54	13.544	55.760
114	13.679	56.058

#### LAP 3 @ 12:52:27.390

NO	BEHIND	LAP TIME
78		50.531
19	0.399	51.587
258	0.540	51.164
102	0.569	50.707
46	1.609	51.300
17	4.272	52.124
80	4.672	52.065
118	5.366	53.244
52	6.441	52.720
23	6.600	52.811
8	7.366	52.254
20	7.745	52.726

41	8.852	53.048
117	8.988	53.543
129	9.532	53.432
96	10.276	53.251
21	10.926	53.520
744	11.236	53.374
124	12.820	53.789
139	17.672	55.642
114	17.760	55.269
54	18.200	55.844

#### LAP 4 @ 12:53:17.720

NO	BEHIND	LAP TIME
78		50.330
102	0.323	50.084
258	1.226	51.016
19	1.564	51.495
46	2.743	51.464
17	6.147	52.205
80	6.476	52.134
52	8.391	52.280
118	8.827	53.791
23	9.134	52.864
8	9.413	52.377
20	9.990	52.575
41	10.798	52.276
117	11.172	52.514
129	11.589	52.387
96	14.306	54.360
21	14.539	53.943
744	14.923	54.017
124	16.346	53.856
114	22.598	55.168
139	23.558	56.216
54	23.874	56.004

#### LAP 5 @ 12:54:08.377

NO	BEHIND	LAP TIME
102		50.334
78	0.061	50.718
258	1.206	50.637
19	1.728	50.821
46	3.368	51.282
17	7.744	52.254
80	8.013	52.194
52	9.979	52.245
118	10.349	52.179
8	10.584	51.828
23	11.251	52.774
20	11.728	52.395
41	12.374	52.233
117	12.850	52.335
129	13.325	52.393
96	17.061	53.412
21	18.528	54.646
744	18.772	54.506
124	19.536	53.847
114	26.835	54.894
139	28.735	55.834
54	29.027	55.810

#### LAP 6 @ 12:54:58.475

NO	BEHIND	LAP TIME
102		50.098

78	0.599	50.636
258	1.838	50.730
19	2.235	50.605
46	5.002	51.732
17	10.362	52.716
80	10.679	52.764
8	12.365	51.879
52	12.863	52.982
23	13.081	51.928
118	13.216	52.965
20	13.814	52.184
41	14.466	52.190
117	14.888	52.136
129	15.423	52.196
96	19.840	52.877
21	23.427	54.997
744	23.496	54.822
124	24.037	54.599
114	31.501	54.764
139	34.643	56.006
54	35.042	56.113

#### LAP 7 @ 12:55:48.841

NO	BEHIND	LAP TIME
102		50.366
78	0.845	50.612
258	2.557	51.085
19	2.634	50.765
46	6.662	52.026
17	12.440	52.444
80	12.899	52.586
8	13.573	51.574
52	14.417	51.920
23	14.484	51.769
118	15.113	52.263
20	15.473	52.025
41	17.046	52.946
117	17.101	52.579
129	17.573	52.516
96	22.391	52.917
744	27.073	53.943
21	27.692	54.631
124	28.173	54.502
114	35.207	54.072
139	40.546	56.269
54	41.031	56.355

#### LAP 8 @ 12:56:39.338

NO	BEHIND	LAP TIME
102		50.497
78	0.960	50.612
258	2.927	50.867
19	3.322	51.185
46	8.285	52.120
17	14.634	52.691
80	14.753	52.351
8	14.949	51.873
23	15.366	51.379
52	16.510	52.590
20	16.752	51.776
118	17.503	52.887
117	18.870	52.266
129	19.195	52.119
41	20.015	53.466
96	25.421	53.527

744	30.541	53.965
21	30.962	53.767
124	31.533	53.857
114	39.003	54.293
139	45.731	55.682
54	46.272	55.738

#### LAP 9 @ 12:57:29.717

NO	BEHIND	LAP TIME
102		50.379
78	1.263	50.682
258	3.603	51.055
19	3.714	50.771
46	9.726	51.820
8	15.742	51.172
17	16.398	52.143
23	16.601	51.614
80	17.251	52.877
20	17.783	51.410
52	18.453	52.322
118	19.109	51.985
117	20.777	52.286
129	21.025	52.209
41	23.419	53.783
96	28.349	53.307
744	34.167	54.005
21	34.454	53.871
124	34.801	53.647
114	42.894	54.270

#### LAP 10 @ 12:58:20.182

NO	BEHIND	LAP TIME
102		50.465
139	1 Lap	56.042
54	1 Lap	55.989
78	1.628	50.830
19	4.467	51.218
258	4.636	51.498
46	11.320	52.059
8	16.531	51.254
23	17.450	51.314
17	18.029	52.096
80	18.432	51.646
20	19.128	51.810
52	19.893	51.905
118	20.622	51.978
117	21.929	51.617
129	22.265	51.705
41	27.464	54.510
96	31.601	53.717
21	37.301	53.312
744	37.822	54.120
124	38.561	54.225
114	46.219	53.790

#### LAP 11 @ 12:59:10.511

NO	BEHIND	LAP TIME
102		50.329
78	2.435	51.136
258	5.498	51.191
139	1 Lap	55.996
54	1 Lap	55.959
46	13.542	52.551
8	17.843	51.641

# BMCRC - MRO Championships 2023 - Rnd 8 @ Brands Hatch Indy

## BMCRC Thunderbike Extreme & Ultra

### RACE 10 - POSITION CHART

No	Name	Lap											
		Pos	1	2	3	4	5	6	7	8	9	10	11
258	FRIEND	1	19	19	78	78	102	102	102	102	102	102	102
102	FEARN	2	258	258	19	102	78	78	78	78	78	78	78
78	THOMAS	3	102	78	258	258	258	258	258	258	258	19	258
19	DONOVAN	4	78	102	102	19	19	19	19	19	19	258	46
8	SAUNDERS	5	46	46	46	46	46	46	46	46	46	46	8
118	CORKETT	6	118	118	17	17	17	17	17	17	8	8	23
46	GATES	7	17	17	80	80	80	80	80	80	17	23	17
129	CRIPPS	8	80	80	118	52	52	8	8	8	23	17	80
17	KILLWORTH	9	23	52	52	118	118	52	52	23	80	80	20
52	MANTELL	10	52	23	23	23	8	23	23	52	20	20	52
80	OVEL	11	8	20	8	8	23	118	118	20	52	52	118
96	SCOTT	12	20	8	20	20	20	20	20	118	118	118	117
117	STAGG	13	41	117	41	41	41	41	41	117	117	117	129
23	ROSE	14	117	41	117	117	117	117	117	129	129	129	41
20	SWYER	15	129	129	129	129	129	129	129	41	41	41	96
124	SKINNER	16	96	96	96	96	96	96	96	96	96	96	21
21	BRENNAN	17	21	21	21	21	21	21	744	744	744	21	744
744	ANDERSON	18	744	744	744	744	744	744	21	21	21	744	124
139	MARLEY	19	124	124	124	124	124	124	124	124	124	124	114
41	PRICE	20	139	139	139	114	114	114	114	114	114	114	114
54	PUTTICK	21	114	54	114	139	139	139	139	139	139	139	139
114	BATE	22	54	114	54	54	54	54	54	54	54	54	54



# BMCRC - MRO Championships 2023 - Rnd 8 @ Brands Hatch Indy

## BMCRC Thunderbike Extreme & Ultra

### RACE 10 - SECTOR ANALYSIS



SECTOR 1 = FL to I1, SECTOR 2 = I1 to FL, DIFF = Difference To Personal Best Lap, P = Crossed Finish Line in Pit Lane, D = Time Disallowed

P1 102 U		James FEARN		Suzuki GSXR1000 - Mark Wilby plumbing			
IDEAL LAP TIME : 49.808		BEST LAP TIME : 50.084		DIFFERENCE : 0.276			
LAP	SECTOR 1	SECTOR 2	LAP TIME	MPH	DIFF	TIME OF DAY	
1 -		20.274	56.351	77.16	6.267	12:50:45.581	
2 -	31.388	20.283	51.671	84.15	1.587	12:51:37.252	
3 -	30.471	20.236	50.707	85.75	0.623	12:52:27.959	
4 -	30.256	<b>19.828</b>	<b>50.084 (1)</b>	<b>86.82</b>		<b>12:53:18.043</b>	
5 -	30.330	20.004	50.334	86.39	0.250	12:54:08.377	
6 -	<b>29.980</b>	20.118	50.098 (2)	86.80	0.014	12:54:58.475	
7 -	30.162	20.204	50.366	86.34	0.282	12:55:48.841	
8 -	30.363	20.134	50.497	86.11	0.413	12:56:39.338	
9 -	30.240	20.139	50.379	86.31	0.295	12:57:29.717	
10 -	30.156	20.309	50.465	86.17	0.381	12:58:20.182	
11 -	30.169	20.160	50.329 (3)	86.40	0.245	12:59:10.511	

P2 78 U		Jamie THOMAS		Suzuki GSXR 1000 - Team RubyRacing DART Motorsport			
IDEAL LAP TIME : 50.272		BEST LAP TIME : 50.330		DIFFERENCE : 0.058			
LAP	SECTOR 1	SECTOR 2	LAP TIME	MPH	DIFF	TIME OF DAY	
1 -		20.301	56.647	76.76	6.317	12:50:45.877	
2 -	30.973	<b>20.009</b>	50.982	85.29	0.652	12:51:36.859	
3 -	30.380	20.151	50.531 (2)	86.05	0.201	12:52:27.390	
4 -	<b>30.263</b>	20.067	<b>50.330 (1)</b>	<b>86.40</b>		<b>12:53:17.720</b>	
5 -	30.446	20.272	50.718	85.74	0.388	12:54:08.438	
6 -	30.517	20.119	50.636	85.87	0.306	12:54:59.074	
7 -	30.457	20.155	50.612 (3)	85.92	0.282	12:55:49.686	
8 -	30.494	20.118	50.612 (3)	85.92	0.282	12:56:40.298	
9 -	30.546	20.136	50.682	85.80	0.352	12:57:30.980	
10 -	30.549	20.281	50.830	85.55	0.500	12:58:21.810	
11 -	30.990	20.146	51.136	85.03	0.806	12:59:12.946	

P3 258 U		Ande FRIEND		Kawasaki ZX10R - Flying colours Motorcycle Training			
IDEAL LAP TIME : 50.545		BEST LAP TIME : 50.637		DIFFERENCE : 0.092			
LAP	SECTOR 1	SECTOR 2	LAP TIME	MPH	DIFF	TIME OF DAY	
1 -		20.582	56.243	77.31	5.606	12:50:45.473	
2 -	30.774	20.519	51.293	84.77	0.656	12:51:36.766	
3 -	30.834	20.330	51.164	84.99	0.527	12:52:27.930	
4 -	30.894	<b>20.122</b>	51.016	85.24	0.379	12:53:18.946	
5 -	30.431	20.206	<b>50.637 (1)</b>	<b>85.87</b>		<b>12:54:09.583</b>	
6 -	<b>30.423</b>	20.307	50.730 (2)	85.72	0.093	12:55:00.313	
7 -	30.667	20.418	51.085	85.12	0.448	12:55:51.398	
8 -	30.604	20.263	50.867 (3)	85.48	0.230	12:56:42.265	
9 -	30.714	20.341	51.055	85.17	0.418	12:57:33.320	
10 -	31.180	20.318	51.498	84.44	0.861	12:58:24.818	
11 -	30.595	20.596	51.191	84.94	0.554	12:59:16.009	

P4 46 U		Simon GATES		Yamaha YZF R1 - T.A Roden LTD / Canine Plus Hydro			
IDEAL LAP TIME : 51.127		BEST LAP TIME : 51.282		DIFFERENCE : 0.155			
LAP	SECTOR 1	SECTOR 2	LAP TIME	MPH	DIFF	TIME OF DAY	
1 -		20.468	57.014	76.27	5.732	12:50:46.244	
2 -	31.198	20.257	51.455 (3)	84.51	0.173	12:51:37.699	
3 -	31.078	<b>20.222</b>	51.300 (2)	84.76	0.018	12:52:28.999	
4 -	31.194	20.270	51.464	84.49	0.182	12:53:20.463	
5 -	<b>30.905</b>	20.377	<b>51.282 (1)</b>	<b>84.79</b>		<b>12:54:11.745</b>	
6 -	31.130	20.602	51.732	84.06	0.450	12:55:03.477	
7 -	31.489	20.537	52.026	83.58	0.744	12:55:55.503	
8 -	31.545	20.575	52.120	83.43	0.838	12:56:47.623	
9 -	31.337	20.483	51.820	83.91	0.538	12:57:39.443	
10 -	31.463	20.596	52.059	83.53	0.777	12:58:31.502	
11 -	31.705	20.846	52.551	82.75	1.269	12:59:24.053	

# BMCRC - MRO Championships 2023 - Rnd 8 @ Brands Hatch Indy

## BMCRC Thunderbike Extreme & Ultra

### RACE 10 - SECTOR ANALYSIS



SECTOR 1 = FL to I1, SECTOR 2 = I1 to FL, DIFF = Difference To Personal Best Lap, P = Crossed Finish Line in Pit Lane, D = Time Disallowed

P5		8 U		Dave SAUNDERS		Suzuki GSXR1000 - Mum/Dad/JW MOT/Parks Utility	
IDEAL LAP TIME : 50.956		BEST LAP TIME : 51.172		DIFFERENCE : 0.216			
LAP	SECTOR 1	SECTOR 2	LAP TIME	MPH	DIFF	TIME OF DAY	
1 -		21.250	59.727	72.80	8.555	12:50:48.957	
2 -	32.593	20.952	53.545	81.21	2.373	12:51:42.502	
3 -	31.657	20.597	52.254	83.22	1.082	12:52:34.756	
4 -	31.705	20.672	52.377	83.02	1.205	12:53:27.133	
5 -	31.326	20.502	51.828	83.90	0.656	12:54:18.961	
6 -	31.114	20.765	51.879	83.82	0.707	12:55:10.840	
7 -	31.167	20.407	51.574 (3)	84.31	0.402	12:56:02.414	
8 -	31.334	20.539	51.873	83.83	0.701	12:56:54.287	
9 -	30.939	<b>20.233</b>	<b>51.172 (1)</b>	<b>84.98</b>		<b>12:57:45.459</b>	
10 -	<b>30.723</b>	20.531	51.254 (2)	84.84	0.082	12:58:36.713	
11 -	31.190	20.451	51.641	84.20	0.469	12:59:28.354	

P6		23 U		Justin ROSE		Yamaha R1 -	
IDEAL LAP TIME : 51.014		BEST LAP TIME : 51.307		DIFFERENCE : 0.293			
LAP	SECTOR 1	SECTOR 2	LAP TIME	MPH	DIFF	TIME OF DAY	
1 -		21.255	59.496	73.09	8.189	12:50:48.726	
2 -	31.806	20.647	52.453	82.90	1.146	12:51:41.179	
3 -	32.085	20.726	52.811	82.34	1.504	12:52:33.990	
4 -	32.030	20.834	52.864	82.26	1.557	12:53:26.854	
5 -	31.918	20.856	52.774	82.40	1.467	12:54:19.628	
6 -	31.279	20.649	51.928	83.74	0.621	12:55:11.556	
7 -	31.316	20.453	51.769	84.00	0.462	12:56:03.325	
8 -	31.149	20.230	51.379 (3)	84.63	0.072	12:56:54.704	
9 -	31.297	20.317	51.614	84.25	0.307	12:57:46.318	
10 -	<b>30.829</b>	20.485	51.314 (2)	84.74	0.007	12:58:37.632	
11 -	31.122	<b>20.185</b>	<b>51.307 (1)</b>	<b>84.75</b>		<b>12:59:28.939</b>	

P7		17 U		Jordan KILLWORTH		Kawasaki ZX10R - BK Racing / Rabbit	
IDEAL LAP TIME : 51.173		BEST LAP TIME : 51.173		DIFFERENCE : 0.000			
LAP	SECTOR 1	SECTOR 2	LAP TIME	MPH	DIFF	TIME OF DAY	
1 -		20.673	58.328	74.55	7.155	12:50:47.558	
2 -	31.120	20.860	51.980 (2)	83.65	0.807	12:51:39.538	
3 -	31.243	20.881	52.124	83.42	0.951	12:52:31.662	
4 -	31.405	20.800	52.205	83.29	1.032	12:53:23.867	
5 -	31.495	20.759	52.254	83.22	1.081	12:54:16.121	
6 -	31.851	20.865	52.716	82.49	1.543	12:55:08.837	
7 -	31.659	20.785	52.444	82.91	1.271	12:56:01.281	
8 -	31.883	20.808	52.691	82.53	1.518	12:56:53.972	
9 -	31.758	20.385	52.143	83.39	0.970	12:57:46.115	
10 -	31.526	20.570	52.096 (3)	83.47	0.923	12:58:38.211	
11 -	<b>30.932</b>	<b>20.241</b>	<b>51.173 (1)</b>	<b>84.97</b>		<b>12:59:29.384</b>	

P8		80 U		Mark OVEL		Yamaha R1 - I NEED A SPONSOR	
IDEAL LAP TIME : 51.646		BEST LAP TIME : 51.646		DIFFERENCE : 0.000			
LAP	SECTOR 1	SECTOR 2	LAP TIME	MPH	DIFF	TIME OF DAY	
1 -		20.822	58.569	74.24	6.923	12:50:47.799	
2 -	31.562	20.636	52.198	83.30	0.552	12:51:39.997	
3 -	31.278	20.787	52.065 (2)	83.52	0.419	12:52:32.062	
4 -	31.311	20.823	52.134 (3)	83.41	0.488	12:53:24.196	
5 -	31.517	20.677	52.194	83.31	0.548	12:54:16.390	
6 -	32.013	20.751	52.764	82.41	1.118	12:55:09.154	
7 -	31.999	20.587	52.586	82.69	0.940	12:56:01.740	
8 -	31.674	20.677	52.351	83.06	0.705	12:56:54.091	
9 -	32.341	20.536	52.877	82.23	1.231	12:57:46.968	
10 -	<b>31.174</b>	<b>20.472</b>	<b>51.646 (1)</b>	<b>84.20</b>		<b>12:58:38.614</b>	
11 -	31.614	20.521	52.135	83.41	0.489	12:59:30.749	

# BMCRC - MRO Championships 2023 - Rnd 8 @ Brands Hatch Indy

## BMCRC Thunderbike Extreme & Ultra

### RACE 10 - SECTOR ANALYSIS



SECTOR 1 = FL to I1, SECTOR 2 = I1 to FL, DIFF = Difference To Personal Best Lap, P = Crossed Finish Line in Pit Lane, D = Time Disallowed

P9 20 U		Connor SWYER		Suzuki GSXR 1000 K6 - WSC Performace & lleithyr farm & dad			
IDEAL LAP TIME : 51.410		BEST LAP TIME : 51.410		DIFFERENCE : 0.000			
LAP	SECTOR 1	SECTOR 2	LAP TIME	MPH	DIFF	TIME OF DAY	
1 -		21.268	1:00.134	72.31	8.724	12:50:49.364	
2 -	32.002	21.043	53.045	81.97	1.635	12:51:42.409	
3 -	31.727	20.999	52.726	82.47	1.316	12:52:35.135	
4 -	31.748	20.827	52.575	82.71	1.165	12:53:27.710	
5 -	31.726	20.669	52.395	82.99	0.985	12:54:20.105	
6 -	31.450	20.734	52.184	83.33	0.774	12:55:12.289	
7 -	31.488	20.537	52.025	83.58	0.615	12:56:04.314	
8 -	31.333	20.443	51.776 (2)	83.98	0.366	12:56:56.090	
9 -	<b>30.985</b>	<b>20.425</b>	<b>51.410 (1)</b>	<b>84.58</b>		<b>12:57:47.500</b>	
10 -	31.282	20.528	51.810 (3)	83.93	0.400	12:58:39.310	
11 -	31.888	21.155	53.043	81.98	1.633	12:59:32.353	

P10 52 E		Barry MANTELL		Honda 929 FIREBLADE - Swedish car connection			
IDEAL LAP TIME : 51.682		BEST LAP TIME : 51.905		DIFFERENCE : 0.223			
LAP	SECTOR 1	SECTOR 2	LAP TIME	MPH	DIFF	TIME OF DAY	
1 -		21.637	59.523	73.05	7.618	12:50:48.753	
2 -	31.398	20.960	52.358	83.05	0.453	12:51:41.111	
3 -	31.740	20.980	52.720	82.48	0.815	12:52:33.831	
4 -	31.502	20.778	52.280	83.17	0.375	12:53:26.111	
5 -	31.424	20.821	52.245 (3)	83.23	0.340	12:54:18.356	
6 -	31.879	21.103	52.982	82.07	1.077	12:55:11.338	
7 -	31.304	<b>20.616</b>	51.920 (2)	83.75	0.015	12:56:03.258	
8 -	31.909	20.681	52.590	82.68	0.685	12:56:55.848	
9 -	31.654	20.668	52.322	83.11	0.417	12:57:48.170	
10 -	<b>31.066</b>	20.839	<b>51.905 (1)</b>	<b>83.78</b>		<b>12:58:40.075</b>	
11 -	31.334	21.202	52.536	82.77	0.631	12:59:32.611	

P11 118 E		Darren CORKETT		Suzuki GSXR 600 - Jackson & Phillips			
IDEAL LAP TIME : 51.594		BEST LAP TIME : 51.978		DIFFERENCE : 0.384			
LAP	SECTOR 1	SECTOR 2	LAP TIME	MPH	DIFF	TIME OF DAY	
1 -		20.864	58.067	74.88	6.089	12:50:47.297	
2 -	31.376	20.839	52.215	83.28	0.237	12:51:39.512	
3 -	31.914	21.330	53.244	81.67	1.266	12:52:32.756	
4 -	33.068	20.723	53.791	80.84	1.813	12:53:26.547	
5 -	31.426	20.753	52.179	83.34	0.201	12:54:18.726	
6 -	31.934	21.031	52.965	82.10	0.987	12:55:11.691	
7 -	31.609	20.654	52.263	83.20	0.285	12:56:03.954	
8 -	31.732	21.155	52.887	82.22	0.909	12:56:56.841	
9 -	31.419	<b>20.566</b>	51.985 (2)	83.65	0.007	12:57:48.826	
10 -	31.373	20.605	<b>51.978 (1)</b>	<b>83.66</b>		<b>12:58:40.804</b>	
11 -	<b>31.028</b>	21.071	52.099 (3)	83.46	0.121	12:59:32.903	

P12 117 U		Raymond STAGG		Suzuki GSXR 750 -			
IDEAL LAP TIME : 51.507		BEST LAP TIME : 51.617		DIFFERENCE : 0.110			
LAP	SECTOR 1	SECTOR 2	LAP TIME	MPH	DIFF	TIME OF DAY	
1 -		21.123	1:00.667	71.67	9.050	12:50:49.897	
2 -	32.034	20.904	52.938	82.14	1.321	12:51:42.835	
3 -	32.305	21.238	53.543	81.21	1.926	12:52:36.378	
4 -	31.785	20.729	52.514	82.80	0.897	12:53:28.892	
5 -	31.569	20.766	52.335	83.09	0.718	12:54:21.227	
6 -	31.648	<b>20.488</b>	52.136 (2)	83.40	0.519	12:55:13.363	
7 -	31.791	20.788	52.579	82.70	0.962	12:56:05.942	
8 -	31.419	20.847	52.266 (3)	83.20	0.649	12:56:58.208	
9 -	31.524	20.762	52.286	83.16	0.669	12:57:50.494	
10 -	<b>31.019</b>	20.598	<b>51.617 (1)</b>	<b>84.24</b>		<b>12:58:42.111</b>	
11 -	32.031	21.149	53.180	81.77	1.563	12:59:35.291	

# BMCRC - MRO Championships 2023 - Rnd 8 @ Brands Hatch Indy

## BMCRC Thunderbike Extreme & Ultra

### RACE 10 - SECTOR ANALYSIS



SECTOR 1 = FL to I1, SECTOR 2 = I1 to FL, DIFF = Difference To Personal Best Lap, P = Crossed Finish Line in Pit Lane, D = Time Disallowed

P13 129 E		Derek CRIPPS		Yamaha R1 - Team FBR		
IDEAL LAP TIME : 51.705		BEST LAP TIME : 51.705		DIFFERENCE : 0.000		
LAP	SECTOR 1	SECTOR 2	LAP TIME	MPH	DIFF	TIME OF DAY
1 -		21.361	1:01.117	71.15	9.412	12:50:50.347
2 -	32.265	20.878	53.143	81.82	1.438	12:51:43.490
3 -	31.830	21.602	53.432	81.38	1.727	12:52:36.922
4 -	31.523	20.864	52.387	83.00	0.682	12:53:29.309
5 -	31.500	20.893	52.393	82.99	0.688	12:54:21.702
6 -	31.414	20.782	52.196 (3)	83.31	0.491	12:55:13.898
7 -	31.530	20.986	52.516	82.80	0.811	12:56:06.414
8 -	31.274	20.845	52.119 (2)	83.43	0.414	12:56:58.533
9 -	31.354	20.855	52.209	83.29	0.504	12:57:50.742
10 -	<b>31.093</b>	<b>20.612</b>	<b>51.705 (1)</b>	<b>84.10</b>		<b>12:58:42.447</b>
11 -	31.839	21.340	53.179	81.77	1.474	12:59:35.626

P14 41 U		Paul PRICE		Suzuki GSXR 1000 -		
IDEAL LAP TIME : 52.061		BEST LAP TIME : 52.190		DIFFERENCE : 0.129		
LAP	SECTOR 1	SECTOR 2	LAP TIME	MPH	DIFF	TIME OF DAY
1 -		21.311	1:00.374	72.02	8.184	12:50:49.604
2 -	32.656	20.934	53.590	81.14	1.400	12:51:43.194
3 -	32.066	20.982	53.048	81.97	0.858	12:52:36.242
4 -	<b>31.340</b>	20.936	52.276 (3)	83.18	0.086	12:53:28.518
5 -	31.512	<b>20.721</b>	52.233 (2)	83.25	0.043	12:54:20.751
6 -	31.377	20.813	<b>52.190 (1)</b>	<b>83.32</b>		<b>12:55:12.941</b>
7 -	31.945	21.001	52.946	82.13	0.756	12:56:05.887
8 -	32.412	21.054	53.466	81.33	1.276	12:56:59.353
9 -	32.256	21.527	53.783	80.85	1.593	12:57:53.136
10 -	32.686	21.824	54.510	79.77	2.320	12:58:47.646
11 -	32.426	21.439	53.865	80.73	1.675	12:59:41.511

P15 96 U		Pete SCOTT		Suzuki GSXR1000K5 - South Hill MOT Centre		
IDEAL LAP TIME : 52.611		BEST LAP TIME : 52.877		DIFFERENCE : 0.266		
LAP	SECTOR 1	SECTOR 2	LAP TIME	MPH	DIFF	TIME OF DAY
1 -		21.697	1:01.612	70.58	8.735	12:50:50.842
2 -	32.244	21.329	53.573	81.17	0.696	12:51:44.415
3 -	32.011	21.240	53.251 (3)	81.66	0.374	12:52:37.666
4 -	32.756	21.604	54.360	79.99	1.483	12:53:32.026
5 -	32.153	21.259	53.412	81.41	0.535	12:54:25.438
6 -	31.857	21.020	<b>52.877 (1)</b>	<b>82.23</b>		<b>12:55:18.315</b>
7 -	<b>31.598</b>	21.319	52.917 (2)	82.17	0.040	12:56:11.232
8 -	32.130	21.397	53.527	81.24	0.650	12:57:04.759
9 -	32.294	<b>21.013</b>	53.307	81.57	0.430	12:57:58.066
10 -	32.096	21.621	53.717	80.95	0.840	12:58:51.783
11 -	32.191	21.221	53.412	81.41	0.535	12:59:45.195

P16 21 U		Danny BRENNAN		Suzuki GSXR 1000 -		
IDEAL LAP TIME : 53.062		BEST LAP TIME : 53.312		DIFFERENCE : 0.250		
LAP	SECTOR 1	SECTOR 2	LAP TIME	MPH	DIFF	TIME OF DAY
1 -		21.830	1:01.998	70.14	8.686	12:50:51.228
2 -	32.142	21.426	53.568	81.17	0.256	12:51:44.796
3 -	32.291	21.229	53.520 (3)	81.25	0.208	12:52:38.316
4 -	32.559	21.384	53.943	80.61	0.631	12:53:32.259
5 -	33.100	21.546	54.646	79.57	1.334	12:54:26.905
6 -	33.243	21.754	54.997	79.06	1.685	12:55:21.902
7 -	33.285	21.346	54.631	79.59	1.319	12:56:16.533
8 -	32.632	<b>21.135</b>	53.767	80.87	0.455	12:57:10.300
9 -	32.537	21.334	53.871	80.72	0.559	12:58:04.171
10 -	<b>31.927</b>	21.385	<b>53.312 (1)</b>	<b>81.56</b>		<b>12:58:57.483</b>
11 -	32.191	21.174	53.365 (2)	81.48	0.053	12:59:50.848

# BMCRC - MRO Championships 2023 - Rnd 8 @ Brands Hatch Indy

## BMCRC Thunderbike Extreme & Ultra

### RACE 10 - SECTOR ANALYSIS



SECTOR 1 = FL to I1, SECTOR 2 = I1 to FL, DIFF = Difference To Personal Best Lap, P = Crossed Finish Line in Pit Lane, D = Time Disallowed

P17 744 U Gary ANDERSON		Honda 954RR - A&M MOT Services. Guildford				
IDEAL LAP TIME : 53.288		BEST LAP TIME : 53.345		DIFFERENCE : 0.057		
LAP	SECTOR 1	SECTOR 2	LAP TIME	MPH	DIFF	TIME OF DAY
1 -		21.695	1:02.199	69.91	8.854	12:50:51.429
2 -	32.649	21.174	53.823 (3)	80.79	0.478	12:51:45.252
3 -	<b>32.213</b>	21.161	53.374 (2)	81.47	0.029	12:52:38.626
4 -	32.689	21.328	54.017	80.50	0.672	12:53:32.643
5 -	33.006	21.500	54.506	79.78	1.161	12:54:27.149
6 -	33.035	21.787	54.822	79.32	1.477	12:55:21.971
7 -	32.638	21.305	53.943	80.61	0.598	12:56:15.914
8 -	32.648	21.317	53.965	80.58	0.620	12:57:09.879
9 -	32.693	21.312	54.005	80.52	0.660	12:58:03.884
10 -	32.826	21.294	54.120	80.35	0.775	12:58:58.004
11 -	32.270	<b>21.075</b>	<b>53.345 (1)</b>	<b>81.51</b>		<b>12:59:51.349</b>

P18 124 E Gareth SKINNER		Aprilia RSVR - Two4 Suspension				
IDEAL LAP TIME : 53.393		BEST LAP TIME : 53.454		DIFFERENCE : 0.061		
LAP	SECTOR 1	SECTOR 2	LAP TIME	MPH	DIFF	TIME OF DAY
1 -		22.098	1:02.806	69.23	9.352	12:50:52.036
2 -	32.974	21.411	54.385	79.95	0.931	12:51:46.421
3 -	32.660	<b>21.129</b>	53.789 (3)	80.84	0.335	12:52:40.210
4 -	32.529	21.327	53.856	80.74	0.402	12:53:34.066
5 -	32.383	21.464	53.847	80.75	0.393	12:54:27.913
6 -	32.716	21.883	54.599	79.64	1.145	12:55:22.512
7 -	33.120	21.382	54.502	79.78	1.048	12:56:17.014
8 -	32.727	21.130	53.857	80.74	0.403	12:57:10.871
9 -	32.452	21.195	53.647 (2)	81.05	0.193	12:58:04.518
10 -	32.798	21.427	54.225	80.19	0.771	12:58:58.743
11 -	<b>32.264</b>	21.190	<b>53.454 (1)</b>	<b>81.35</b>		<b>12:59:52.197</b>

P19 114 U Richard BATE		Yamaha R1 - TEAM PSR				
IDEAL LAP TIME : 53.724		BEST LAP TIME : 53.790		DIFFERENCE : 0.066		
LAP	SECTOR 1	SECTOR 2	LAP TIME	MPH	DIFF	TIME OF DAY
1 -		22.797	1:04.593	67.32	10.803	12:50:53.823
2 -	33.977	22.081	56.058	77.57	2.268	12:51:49.881
3 -	33.310	21.959	55.269	78.68	1.479	12:52:45.150
4 -	33.281	21.887	55.168	78.82	1.378	12:53:40.318
5 -	32.972	21.922	54.894	79.21	1.104	12:54:35.212
6 -	32.853	21.911	54.764	79.40	0.974	12:55:29.976
7 -	32.402	21.670	54.072 (2)	80.42	0.282	12:56:24.048
8 -	32.724	21.569	54.293	80.09	0.503	12:57:18.341
9 -	32.854	<b>21.416</b>	54.270 (3)	80.12	0.480	12:58:12.611
10 -	<b>32.308</b>	21.482	<b>53.790 (1)</b>	<b>80.84</b>		<b>12:59:06.401</b>
11 -	33.391	21.866	55.257	78.69	1.467	13:00:01.658

P20 139 E Rob MARLEY		Honda CBR600F3 - PearTree Racing				
IDEAL LAP TIME :		BEST LAP TIME : 55.642		DIFFERENCE :		
LAP	SECTOR 1	SECTOR 2	LAP TIME	MPH	DIFF	TIME OF DAY
1 -			1:03.991	67.95	8.349	12:50:53.221
2 -			56.199	77.37	0.557	12:51:49.420
3 -			<b>55.642 (1)</b>	<b>78.15</b>		<b>12:52:45.062</b>
4 -			56.216	77.35	0.574	12:53:41.278
5 -			55.834 (3)	77.88	0.192	12:54:37.112
6 -			56.006	77.64	0.364	12:55:33.118
7 -			56.269	77.28	0.627	12:56:29.387
8 -			55.682 (2)	78.09	0.040	12:57:25.069
9 -			56.042	77.59	0.400	12:58:21.111
10 -			55.996	77.65	0.354	12:59:17.107

# BMCRC - MRO Championships 2023 - Rnd 8 @ Brands Hatch Indy

## BMCRC Thunderbike Extreme & Ultra

### RACE 10 - SECTOR ANALYSIS



SECTOR 1 = FL to I1, SECTOR 2 = I1 to FL, DIFF = Difference To Personal Best Lap, P = Crossed Finish Line in Pit Lane, D = Time Disallowed

P21 54 E		Mark PUTTICK		Suzuki GSXR 750 -			
IDEAL LAP TIME : 55.269		BEST LAP TIME : 55.738		DIFFERENCE : 0.469			
LAP	SECTOR 1	SECTOR 2	LAP TIME	MPH	DIFF	TIME OF DAY	
1 -		22.693	1:04.756	67.15	9.018	12:50:53.986	
2 -	<b>33.512</b>	22.248	55.760 (2)	77.98	0.022	12:51:49.746	
3 -	34.087	<b>21.757</b>	55.844	77.87	0.106	12:52:45.590	
4 -	33.837	22.167	56.004	77.64	0.266	12:53:41.594	
5 -	33.670	22.140	55.810 (3)	77.91	0.072	12:54:37.404	
6 -	33.948	22.165	56.113	77.49	0.375	12:55:33.517	
7 -	33.939	22.416	56.355	77.16	0.617	12:56:29.872	
8 -	33.580	22.158	<b>55.738 (1)</b>	<b>78.01</b>		<b>12:57:25.610</b>	
9 -	33.551	22.438	55.989	77.66	0.251	12:58:21.599	
10 -	33.846	22.113	55.959	77.71	0.221	12:59:17.558	

P22 19 U		Tyler DONOVAN		Kawasaki ZX10R - Tinder Corp			
IDEAL LAP TIME : 50.585		BEST LAP TIME : 50.605		DIFFERENCE : 0.020			
LAP	SECTOR 1	SECTOR 2	LAP TIME	MPH	DIFF	TIME OF DAY	
1 -		20.533	55.793	77.94	5.188	12:50:45.023	
2 -	30.651	20.528	51.179	84.96	0.574	12:51:36.202	
3 -	31.038	20.549	51.587	84.29	0.982	12:52:27.789	
4 -	31.310	20.185	51.495	84.44	0.890	12:53:19.284	
5 -	30.601	20.220	50.821	85.56	0.216	12:54:10.105	
6 -	<b>30.425</b>	20.180	<b>50.605 (1)</b>	<b>85.93</b>		<b>12:55:00.710</b>	
7 -	30.561	20.204	50.765 (2)	85.66	0.160	12:55:51.475	
8 -	31.025	<b>20.160</b>	51.185	84.95	0.580	12:56:42.660	
9 -	30.524	20.247	50.771 (3)	85.65	0.166	12:57:33.431	
10 -	31.000	20.218	51.218	84.90	0.613	12:58:24.649	

# BMCRC - MRO Championships 2023 - Rnd 8 @ Brands Hatch Indy

## BMCRC Thunderbike Extreme & Ultra

### RACE 10 - BEST SECTORS

SECTOR 1			SECTOR 2			IDEAL / BEST COMPARISON						
POS	NO	NAME	TIME	NO	NAME	TIME	POS	NO	NAME	IDEAL	BEST	DIFF
									<b>PERFECT LAP</b>	<b>49.808</b>		
1	102	FEARN	<b>29.980</b>	102	FEARN	<b>19.828</b>	1	102	FEARN	49.808	50.084	<b>0.276</b>
2	78	THOMAS	<b>30.263</b>	78	THOMAS	<b>20.009</b>	2	78	THOMAS	50.272	50.330	<b>0.058</b>
3	258	FRIEND	<b>30.423</b>	258	FRIEND	<b>20.122</b>	3	258	FRIEND	50.545	50.637	<b>0.092</b>
4	19	DONOVAN	<b>30.425</b>	19	DONOVAN	<b>20.160</b>	4	19	DONOVAN	50.585	50.605	<b>0.020</b>
5	8	SAUNDERS	<b>30.723</b>	23	ROSE	<b>20.185</b>	5	8	SAUNDERS	50.956	51.172	<b>0.216</b>
6	23	ROSE	<b>30.829</b>	46	GATES	<b>20.222</b>	6	23	ROSE	51.014	51.307	<b>0.293</b>
7	46	GATES	<b>30.905</b>	8	SAUNDERS	<b>20.233</b>	7	46	GATES	51.127	51.282	<b>0.155</b>
8	17	KILLWORTH	<b>30.932</b>	17	KILLWORTH	<b>20.241</b>	8	17	KILLWORTH	51.173	51.173	<b>0.000</b>
9	20	SWYER	<b>30.985</b>	20	SWYER	<b>20.425</b>	9	20	SWYER	51.410	51.410	<b>0.000</b>
10	117	STAGG	<b>31.019</b>	80	OVEL	<b>20.472</b>	10	117	STAGG	51.507	51.617	<b>0.110</b>
11	118	CORKETT	<b>31.028</b>	117	STAGG	<b>20.488</b>	11	118	CORKETT	51.594	51.978	<b>0.384</b>
12	52	MANTELL	<b>31.066</b>	118	CORKETT	<b>20.566</b>	12	80	OVEL	51.646	51.646	<b>0.000</b>
13	129	CRIPPS	<b>31.093</b>	129	CRIPPS	<b>20.612</b>	13	52	MANTELL	51.682	51.905	<b>0.223</b>
14	80	OVEL	<b>31.174</b>	52	MANTELL	<b>20.616</b>	14	129	CRIPPS	51.705	51.705	<b>0.000</b>
15	41	PRICE	<b>31.340</b>	41	PRICE	<b>20.721</b>	15	41	PRICE	52.061	52.190	<b>0.129</b>
16	96	SCOTT	<b>31.598</b>	96	SCOTT	<b>21.013</b>	16	96	SCOTT	52.611	52.877	<b>0.266</b>
17	21	BRENNAN	<b>31.927</b>	744	ANDERSON	<b>21.075</b>	17	21	BRENNAN	53.062	53.312	<b>0.250</b>
18	744	ANDERSON	<b>32.213</b>	124	SKINNER	<b>21.129</b>	18	744	ANDERSON	53.288	53.345	<b>0.057</b>
19	124	SKINNER	<b>32.264</b>	21	BRENNAN	<b>21.135</b>	19	124	SKINNER	53.393	53.454	<b>0.061</b>
20	114	BATE	<b>32.308</b>	114	BATE	<b>21.416</b>	20	114	BATE	53.724	53.790	<b>0.066</b>
21	54	PUTTICK	<b>33.512</b>	54	PUTTICK	<b>21.757</b>	21	54	PUTTICK	55.269	55.738	<b>0.469</b>
22							22	139	MARLEY		55.642	

# BMCRC - MRO Championships 2023 - Rnd 8 @ Brands Hatch Indy

## BMCRC Thunderbike Extreme & Ultra

### RACE 10 - STATISTICS

<b>Competitors Started</b>	22
<b>Planned Start</b>	2023-10-01 @ 13:15:00.000
<b>Actual Start</b>	2023-10-01 @ 12:49:49.230
<b>Finish Time</b>	2023-10-01 @ 12:59:10.510
<b>Track Length</b>	1.2079mi.
<b>Total Laps</b>	239
<b>Total Distance Covered</b>	288.6989mi.

#### Session Fastest Lap History

NO	CL	NAME	LAP TIME	TIME OF DAY	LAP	VEHICLE
19	U	Tyler DONOVAN	51.179	12:51:36.227	2	Kawasaki ZX10R
78	U	Jamie THOMAS	50.982	12:51:36.889	2	Suzuki GSXR 1000
78	U	Jamie THOMAS	50.531	12:52:27.420	3	Suzuki GSXR 1000
78	U	Jamie THOMAS	50.330	12:53:17.749	4	Suzuki GSXR 1000
102	U	James FEARN	50.084	12:53:18.066	4	Suzuki GSXR1000

#### Session Leader History

NO	CL	NAME	FROM LAP	LAPS LED	DISTANCE	VEHICLE
19	U	Tyler DONOVAN	1	2	2.41 miles	Kawasaki ZX10R
78	U	Jamie THOMAS	3	2	2.41 miles	Suzuki GSXR 1000
102	U	James FEARN	5	7	8.45 miles	Suzuki GSXR1000

#### Flag History

TYPE	TIME OF DAY
GREEN	12:49:49.230
FINISH	12:59:10.510

#### Flag Statistics

TYPE	COUNT	TOTAL LAPS	TOTAL TIME
Green	1	11	10:36.611
Red	0	0	0.000
Safety Car	0	0	0.000
FCY	0	0	0.000



# BMCRC - MRO Championships 2023 - Rnd 8 @ Brands Hatch Indy

## BMCRC Thunderbike Extreme & Ultra

### RACE 10 - STATISTICS

CLASS : U

16 Starters

#### Fastest Lap History

NO	NAME	LAP TIME	TIME OF DAY	LAP	VEHICLE
19	Tyler DONOVAN	51.179	12:51:36.227	2	Kawasaki ZX10R
78	Jamie THOMAS	50.982	12:51:36.889	2	Suzuki GSXR 1000
78	Jamie THOMAS	50.531	12:52:27.420	3	Suzuki GSXR 1000
78	Jamie THOMAS	50.330	12:53:17.749	4	Suzuki GSXR 1000
102	James FEARN	50.084	12:53:18.066	4	Suzuki GSXR1000

#### Leader History

NO	NAME	FROM LAP	LAPS LED	DISTANCE	VEHICLE
19	Tyler DONOVAN	1	2	2.41 miles	Kawasaki ZX10R
78	Jamie THOMAS	3	2	2.41 miles	Suzuki GSXR 1000
102	James FEARN	5	7	8.45 miles	Suzuki GSXR1000

# BMCRC - MRO Championships 2023 - Rnd 8 @ Brands Hatch Indy

## BMCRC Thunderbike Extreme & Ultra

### RACE 10 - STATISTICS

**CLASS : E**

6 Starters

#### Fastest Lap History

NO	NAME	LAP TIME	TIME OF DAY	LAP	VEHICLE
118	Darren CORKETT	<b>52.215</b>	12:51:39.517	2	Suzuki GSXR 600
118	Darren CORKETT	<b>52.179</b>	12:54:18.731	5	Suzuki GSXR 600
52	Barry MANTELL	<b>51.920</b>	12:56:03.268	7	Honda 929 FIREBLADE
52	Barry MANTELL	<b>51.905</b>	12:58:40.086	10	Honda 929 FIREBLADE
129	Derek CRIPPS	<b>51.705</b>	12:58:42.462	10	Yamaha R1

#### Leader History

NO	NAME	FROM LAP	LAPS LED	DISTANCE	VEHICLE
118	Darren CORKETT	1	3	3.62 miles	Suzuki GSXR 600
52	Barry MANTELL	4	8	9.66 miles	Honda 929 FIREBLADE

**BMCRC - MRO Championships 2023 - Rnd 8 @ Brands Hatch Indy**

**BMCRC Thunderbike Extreme & Ultra**

**RACE 21 - GRID (11 Laps)**



ROW 9		26	<b>6</b> Andrew FIRTH		25	<b>800</b> Morgan CREASEY	
ROW 8	24	<b>5</b> Stacey KILLWORTH	23	<b>24</b> Mark REYNOLDS	22	55.738 <b>54</b> Mark PUTTICK	
ROW 7		21	55.642 <b>139</b> Rob MARLEY	20	53.790 <b>114</b> Richard BATE	19	53.454 <b>124</b> Gareth SKINNER
ROW 6	18	53.345 <b>744</b> Gary ANDERSON	17	53.312 <b>21</b> Danny BRENNAN	16	52.877 <b>96</b> Pete SCOTT	
ROW 5		15	52.190 <b>41</b> Paul PRICE	14	51.978 <b>118</b> Darren CORKETT	13	51.905 <b>52</b> Barry MANTELL
ROW 4	12	51.705 <b>129</b> Derek CRIPPS	11	51.646 <b>80</b> Mark OVEL	10	51.617 <b>117</b> Raymond STAGG	
ROW 3		9	51.410 <b>20</b> Connor SWYER	8	51.307 <b>23</b> Justin ROSE	7	51.282 <b>46</b> Simon GATES
ROW 2	6	51.173 <b>17</b> Jordan KILLWORTH	5	51.172 <b>8</b> Dave SAUNDERS	4	50.637 <b>258</b> Ande FRIEND	
ROW 1		3	50.605 <b>19</b> Tyler DONOVAN	2	50.330 <b>78</b> Jamie THOMAS	1	50.084 <b>102</b> James FEARN
<b>Pole</b>							

Brands Hatch Indy: 1.2079 miles

These results are provisional until the conclusion of any judicial and technical matters.

Clerk Of Course :	Stewards :	Timekeeper : <i>Craig Smith</i>
-------------------	------------	------------------------------------

Results can be found at [www.tsl-timing.com](http://www.tsl-timing.com)

Printed - 13:02 Sunday, 01 October 2023



# BMCRC - MRO Championships 2023 - Rnd 8 @ Brands Hatch Indy

## BMCRC Thunderbike Extreme & Ultra

### RACE 21 - CLASSIFICATION



POS	NO	CL	PIC NAME	ENTRY	LAPS	TIME	GAP	DIFF	MPH	BEST	ON
1	102	U	1 James FEARN	Suzuki GSXR1000 - Mark Wilby plumbing	11	9:23.004			84.96	50.348	10
2	78	U	2 Jamie THOMAS	Suzuki GSXR 1000 - Team RubyRacing DART Moto	11	9:23.386	0.382	0.382	84.90	50.176	11
3	258	U	3 Ande FRIEND	Kawasaki ZX10R - Flying colours Motorcycle Training	11	9:23.972	0.968	0.586	84.81	50.219	11
4	19	U	4 Tyler DONOVAN	Kawasaki ZX10R - Tinder Corp	11	9:31.626	8.622	7.654	83.68	51.028	5
5	8	U	5 Dave SAUNDERS	Suzuki GSXR1000 - Mum/Dad/JW MOT/Parks Utility	11	9:34.786	11.782	3.160	83.22	50.830	8
6	46	U	6 Simon GATES	Yamaha YZF R1 - T.A Roden LTD / Canine Plus Hyc	11	9:35.337	12.333	0.551	83.14	51.104	10
7	17	U	7 Jordan KILLWORTH	Kawasaki ZX10R - BK Racing / Rabbit	11	9:39.822	16.818	4.485	82.49	51.670	2
8	80	U	8 Mark OVEL	Yamaha R1 - I NEED A SPONSOR	11	9:39.949	16.945	0.127	82.48	51.540	3
9	23	U	9 Justin ROSE	Yamaha R1 -	11	9:40.198	17.194	0.249	82.44	51.400	6
10	52	E	1 Barry MANTELL	Honda 929 FIREBLADE - Swedish car connection	11	9:41.114	18.110	0.916	82.31	51.555	11
11	20	U	10 Connor SWYER	Suzuki GSXR 1000 K6 - WSC Performance & Ieithyr	11	9:45.395	22.391	4.281	81.71	52.027	5
12	41	U	11 Paul PRICE	Suzuki GSXR 1000 -	11	9:45.604	22.600	0.209	81.68	51.933	11
13	129	E	2 Derek CRIPPS	Yamaha R1 - Team FBR	11	9:45.709	22.705	0.105	81.66	51.531	10
14	96	U	12 Pete SCOTT	Suzuki GSXR1000K5 - South Hill MOT Centre	11	9:48.598	25.594	2.889	81.26	52.429	11
15	117	U	13 Raymond STAGG	Suzuki GSXR 750 -	11	9:50.195	27.191	1.597	81.04	52.317	6
16	118	E	3 Darren CORKETT	Suzuki GSXR 600 - Jackson & Phillips	11	9:54.783	31.779	4.588	80.42	52.322	11
17	744	U	14 Gary ANDERSON	Honda 954RR - A&M MOT Services. Guildford	11	10:01.806	38.802	7.023	79.48	53.317	2
18	54	E	4 Mark PUTTICK	Suzuki GSXR 750 -	10	9:27.395	1 Lap	1 Lap	76.64	55.430	10

#### NOT CLASSIFIED

DNF	21	U	Danny BRENNAN	Suzuki GSXR 1000 -	3	2:50.637	8 Laps	7 Laps	76.45	52.391	2
-----	----	---	---------------	--------------------	---	----------	--------	--------	-------	--------	---

#### FASTEST LAP

	78	U	Jamie THOMAS	Suzuki GSXR 1000 - Team RubyRacing DART Moto	11	50.176			86.66 mph	139.47 kph	
	129	E	Derek CRIPPS	Yamaha R1 - Team FBR	10	51.531			84.38 mph	135.80 kph	

Class U - 92.5% of Race Speed = 78.58 mph

Class E - 92.5% of Race Speed = 76.13 mph

Weather / Track : Cloudy / Dry

These results are provisional until the conclusion of any judicial and technical matters.

Race Distance: 11 Laps / 13.28 miles

Brands Hatch Indy: 1.2079 miles

Date: 01/10/2023 Start: 16:46 Finish: 16:56

Clerk Of Course :	Stewards :	Timekeeper : <i>Craig Smith</i>
-------------------	------------	------------------------------------

Results can be found at [www.tsl-timing.com](http://www.tsl-timing.com)

Printed - 16:57 Sunday, 01 October 2023



# BMCRC - MRO Championships 2023 - Rnd 8 @ Brands Hatch Indy

## BMCRC Thunderbike Extreme & Ultra

### RACE 21 - LAP CHART

#### LAP 1 @ 16:47:46.333

NO	BEHIND	LAP TIME
102		56.151
78	0.287	56.438
19	0.738	56.889
258	0.805	56.956
23	1.738	57.889
17	1.745	57.896
46	1.952	58.103
80	2.164	58.315
52	2.794	58.945
41	3.137	59.288
8	3.384	59.535
117	4.065	1:00.216
96	4.489	1:00.640
20	4.839	1:00.990
129	5.155	1:01.306
744	6.070	1:02.221
118	6.235	1:02.386
54	7.035	1:03.186
21	7.069	1:03.220

#### LAP 2 @ 16:48:37.445

NO	BEHIND	LAP TIME
102		51.112
78	0.236	51.061
258	0.776	51.083
19	1.133	51.507
17	2.303	51.670
46	3.111	52.271
23	3.734	53.108
80	3.841	52.789
52	4.511	52.829
8	4.548	52.276
41	5.065	53.040
117	5.785	52.832
96	6.175	52.798
20	6.797	53.070
129	7.017	52.974
744	8.275	53.317
21	8.349	52.391
118	9.050	53.927
54	12.409	56.486

#### LAP 3 @ 16:49:28.430

NO	BEHIND	LAP TIME
102		50.985
78	0.195	50.944
258	0.825	51.034
19	1.353	51.205
17	3.627	52.309
46	3.737	51.611
80	4.396	51.540
23	5.485	52.736
8	5.653	52.090
41	6.607	52.527
52	6.859	53.333
117	7.467	52.667
96	7.942	52.752
20	8.479	52.667
129	8.736	52.704
744	10.909	53.619
118	12.232	54.167
21	12.389	55.025

#### LAP 4 @ 16:50:19.162

NO	BEHIND	LAP TIME
102		50.732
78	0.153	50.690
258	0.676	50.583
19	1.944	51.323
17	4.772	51.877
46	4.919	51.914
80	5.654	51.990
8	5.923	51.002
23	6.990	52.237
41	8.365	52.490
52	8.590	52.463
117	9.301	52.566
96	9.781	52.571
20	10.219	52.472
129	10.595	52.591
744	13.774	53.597
118	14.235	52.735
54	22.903	55.937

#### LAP 5 @ 16:51:09.791

NO	BEHIND	LAP TIME
102		50.629
78	0.205	50.681
258	0.495	50.448
19	2.343	51.028
17	6.394	52.251
46	6.532	52.242
8	6.642	51.348
80	7.048	52.023
23	8.428	52.067
41	10.006	52.270
52	10.276	52.315
117	11.293	52.621
20	11.617	52.027
96	12.187	53.035
129	12.445	52.479
744	16.866	53.721
118	17.660	54.054
54	28.138	55.864

#### LAP 6 @ 16:52:00.439

NO	BEHIND	LAP TIME
102		50.648
78	0.227	50.670
258	0.624	50.777
19	3.065	51.370
46	8.130	52.246
17	8.195	52.449
8	8.434	52.440
80	8.838	52.438
23	9.180	51.400
41	11.798	52.440
52	11.939	52.311
117	12.962	52.317
20	13.372	52.403
129	13.944	52.147
96	14.384	52.845
744	20.072	53.854
118	20.596	53.584
54	33.959	56.469

#### LAP 7 @ 16:52:51.072

NO	BEHIND	LAP TIME
102		50.633
78	0.139	50.545
258	0.642	50.651
19	3.736	51.304
46	9.099	51.602
17	9.469	51.907
8	9.724	51.923
80	10.357	52.152
23	10.555	52.008
52	13.400	52.094
41	14.165	53.000
20	14.829	52.090
117	15.720	53.391
129	16.038	52.727
96	16.233	52.482
744	22.937	53.498
118	23.399	53.436
54	39.224	55.898

#### LAP 8 @ 16:53:41.887

NO	BEHIND	LAP TIME
102		50.815
78	0.170	50.846
258	0.590	50.763
19	4.441	51.520
46	9.539	51.255
8	9.739	50.830
17	10.598	51.944
80	11.666	52.124
23	11.757	52.017
52	14.475	51.890
20	16.233	52.219
41	16.516	53.166
117	17.670	52.765
129	17.821	52.598
96	18.167	52.749
118	25.862	53.278
744	26.828	54.706
54	44.397	55.988

#### LAP 9 @ 16:54:32.341

NO	BEHIND	LAP TIME
102		50.454
78	0.378	50.662
258	0.879	50.743
19	5.676	51.689
8	10.245	50.960
46	10.664	51.579
17	12.555	52.411
80	13.223	52.011
23	13.444	52.141
52	15.659	51.638
20	18.109	52.330
41	18.580	52.518
129	19.145	51.778
117	20.324	53.108
96	20.638	52.925
118	27.975	52.567
744	30.784	54.410
54	49.806	55.863

#### LAP 10 @ 16:55:22.689

NO	BEHIND	LAP TIME
102		50.348
78	0.703	50.673
258	1.246	50.715
19	7.226	51.898
8	11.079	51.182
46	11.420	51.104
17	14.669	52.462
80	14.960	52.085
23	15.209	52.113
52	17.052	51.741
20	20.052	52.291
129	20.328	51.531
41	21.164	52.932
117	23.489	53.513
96	23.662	53.372
118	29.954	52.327
744	34.973	54.537

#### LAP 11 @ 16:56:13.186

NO	BEHIND	LAP TIME
102		50.497
78	0.382	50.176
258	0.968	50.219
54	1 Lap	55.430
19	8.622	51.893
8	11.782	51.200
46	12.333	51.410
17	16.818	52.646
80	16.945	52.482
23	17.194	52.482
52	18.110	51.555
20	22.391	52.836
41	22.600	51.933
129	22.705	52.874
96	25.594	52.429
117	27.191	54.199
118	31.779	52.322
744	38.802	54.326

# BMCRC - MRO Championships 2023 - Rnd 8 @ Brands Hatch Indy

## BMCRC Thunderbike Extreme & Ultra

### RACE 21 - POSITION CHART

No	Name	Lap												
		Pos	1	2	3	4	5	6	7	8	9	10	11	
102	FEARN	1	102	102	102	102	102	102	102	102	102	102	102	102
78	THOMAS	2	78	78	78	78	78	78	78	78	78	78	78	78
19	DONOVAN	3	19	258	258	258	258	258	258	258	258	258	258	258
258	FRIEND	4	258	19	19	19	19	19	19	19	19	19	19	19
8	SAUNDERS	5	23	17	17	17	17	46	46	46	8	8	8	8
17	KILLWORTH	6	17	46	46	46	46	17	17	8	46	46	46	46
46	GATES	7	46	23	80	80	8	8	8	17	17	17	17	17
23	ROSE	8	80	80	23	8	80	80	80	80	80	80	80	80
20	SWYER	9	52	52	8	23	23	23	23	23	23	23	23	23
117	STAGG	10	41	8	41	41	41	41	52	52	52	52	52	52
80	OVEL	11	8	41	52	52	52	52	41	20	20	20	20	20
129	CRIPPS	12	117	117	117	117	117	117	20	41	41	129	41	41
52	MANTELL	13	96	96	96	96	20	20	117	117	129	41	129	129
118	CORKETT	14	20	20	20	20	96	129	129	129	117	117	96	96
41	PRICE	15	129	129	129	129	129	96	96	96	96	96	117	117
96	SCOTT	16	744	744	744	744	744	744	744	118	118	118	118	118
21	BRENNAN	17	118	21	118	118	118	118	118	744	744	744	744	744
744	ANDERSON	18	54	118	21	54	54	54	54	54	54	54	54	54
54	PUTTICK	19	21	54	54									

# BMCRC - MRO Championships 2023 - Rnd 8 @ Brands Hatch Indy

## BMCRC Thunderbike Extreme & Ultra

### RACE 21 - SECTOR ANALYSIS



SECTOR 1 = FL to I1, SECTOR 2 = I1 to FL, DIFF = Difference To Personal Best Lap, P = Crossed Finish Line in Pit Lane, D = Time Disallowed

P1		102 U		James FEARN		Suzuki GSXR1000 - Mark Wilby plumbing	
IDEAL LAP TIME : 50.293		BEST LAP TIME : 50.348		DIFFERENCE : 0.055			
LAP	SECTOR 1	SECTOR 2	LAP TIME	MPH	DIFF	TIME OF DAY	
1 -		20.375	56.151	77.44	5.803	16:47:46.333	
2 -	30.694	20.418	51.112	85.07	0.764	16:48:37.445	
3 -	30.748	20.237	50.985	85.29	0.637	16:49:28.430	
4 -	30.518	20.214	50.732	85.71	0.384	16:50:19.162	
5 -	30.461	20.168	50.629	85.89	0.281	16:51:09.791	
6 -	30.406	20.242	50.648	85.85	0.300	16:52:00.439	
7 -	30.385	20.248	50.633	85.88	0.285	16:52:51.072	
8 -	30.446	20.369	50.815	85.57	0.467	16:53:41.887	
9 -	<b>30.293</b>	20.161	50.454 (2)	86.18	0.106	16:54:32.341	
<b>10 -</b>	30.348	<b>20.000</b>	<b>50.348 (1)</b>	<b>86.37</b>		<b>16:55:22.689</b>	
11 -	30.298	20.199	50.497 (3)	86.11	0.149	16:56:13.186	

P2		78 U		Jamie THOMAS		Suzuki GSXR 1000 - Team RubyRacing DART Motorsport	
IDEAL LAP TIME : 50.176		BEST LAP TIME : 50.176		DIFFERENCE : 0.000			
LAP	SECTOR 1	SECTOR 2	LAP TIME	MPH	DIFF	TIME OF DAY	
1 -		20.212	56.438	77.05	6.262	16:47:46.620	
2 -	30.677	20.384	51.061	85.16	0.885	16:48:37.681	
3 -	30.785	20.159	50.944	85.36	0.768	16:49:28.625	
4 -	30.684	20.006	50.690	85.78	0.514	16:50:19.315	
5 -	30.666	20.015	50.681	85.80	0.505	16:51:09.996	
6 -	30.523	20.147	50.670	85.82	0.494	16:52:00.666	
7 -	30.557	19.988	50.545 (2)	86.03	0.369	16:52:51.211	
8 -	30.747	20.099	50.846	85.52	0.670	16:53:42.057	
9 -	30.635	20.027	50.662 (3)	85.83	0.486	16:54:32.719	
10 -	30.531	20.142	50.673	85.81	0.497	16:55:23.392	
<b>11 -</b>	<b>30.335</b>	<b>19.841</b>	<b>50.176 (1)</b>	<b>86.66</b>		<b>16:56:13.568</b>	

P3		258 U		Ande FRIEND		Kawasaki ZX10R - Flying colours Motorcycle Training	
IDEAL LAP TIME : 50.219		BEST LAP TIME : 50.219		DIFFERENCE : 0.000			
LAP	SECTOR 1	SECTOR 2	LAP TIME	MPH	DIFF	TIME OF DAY	
1 -		20.331	56.956	76.35	6.737	16:47:47.138	
2 -	30.692	20.391	51.083	85.12	0.864	16:48:38.221	
3 -	30.789	20.245	51.034	85.20	0.815	16:49:29.255	
4 -	30.518	20.065	50.583 (3)	85.96	0.364	16:50:19.838	
5 -	30.464	19.984	50.448 (2)	86.19	0.229	16:51:10.286	
6 -	30.624	20.153	50.777	85.64	0.558	16:52:01.063	
7 -	30.516	20.135	50.651	85.85	0.432	16:52:51.714	
8 -	30.546	20.217	50.763	85.66	0.544	16:53:42.477	
9 -	30.535	20.208	50.743	85.69	0.524	16:54:33.220	
10 -	30.521	20.194	50.715	85.74	0.496	16:55:23.935	
<b>11 -</b>	<b>30.238</b>	<b>19.981</b>	<b>50.219 (1)</b>	<b>86.59</b>		<b>16:56:14.154</b>	

P4		19 U		Tyler DONOVAN		Kawasaki ZX10R - Tinder Corp	
IDEAL LAP TIME : 50.858		BEST LAP TIME : 51.028		DIFFERENCE : 0.170			
LAP	SECTOR 1	SECTOR 2	LAP TIME	MPH	DIFF	TIME OF DAY	
1 -		20.520	56.889	76.44	5.861	16:47:47.071	
2 -	31.250	<b>20.257</b>	51.507	84.42	0.479	16:48:38.578	
3 -	30.922	20.283	51.205 (2)	84.92	0.177	16:49:29.783	
4 -	30.968	20.355	51.323	84.73	0.295	16:50:21.106	
<b>5 -</b>	<b>30.601</b>	20.427	<b>51.028 (1)</b>	<b>85.21</b>		<b>16:51:12.134</b>	
6 -	30.755	20.615	51.370	84.65	0.342	16:52:03.504	
7 -	30.932	20.372	51.304 (3)	84.76	0.276	16:52:54.808	
8 -	30.951	20.569	51.520	84.40	0.492	16:53:46.328	
9 -	31.088	20.601	51.689	84.13	0.661	16:54:38.017	
10 -	31.283	20.615	51.898	83.79	0.870	16:55:29.915	
11 -	31.201	20.692	51.893	83.79	0.865	16:56:21.808	

# BMCRC - MRO Championships 2023 - Rnd 8 @ Brands Hatch Indy

## BMCRC Thunderbike Extreme & Ultra

### RACE 21 - SECTOR ANALYSIS



SECTOR 1 = FL to I1, SECTOR 2 = I1 to FL, DIFF = Difference To Personal Best Lap, P = Crossed Finish Line in Pit Lane, D = Time Disallowed

P5		8 U		Dave SAUNDERS		Suzuki GSXR1000 - Mum/Dad/JW MOT/Parks Utility	
IDEAL LAP TIME : 50.830		BEST LAP TIME : 50.830		DIFFERENCE : 0.000			
LAP	SECTOR 1	SECTOR 2	LAP TIME	MPH	DIFF	TIME OF DAY	
1 -		21.051	59.535	73.04	8.705	16:47:49.717	
2 -	31.699	20.577	52.276	83.18	1.446	16:48:41.993	
3 -	31.355	20.735	52.090	83.48	1.260	16:49:34.083	
4 -	30.832	20.170	51.002 (3)	85.26	0.172	16:50:25.085	
5 -	30.786	20.562	51.348	84.68	0.518	16:51:16.433	
6 -	31.693	20.747	52.440	82.92	1.610	16:52:08.873	
7 -	31.537	20.386	51.923	83.75	1.093	16:53:00.796	
8 -	<b>30.686</b>	<b>20.144</b>	<b>50.830 (1)</b>	<b>85.55</b>		<b>16:53:51.626</b>	
9 -	30.769	20.191	50.960 (2)	85.33	0.130	16:54:42.586	
10 -	30.744	20.438	51.182	84.96	0.352	16:55:33.768	
11 -	30.880	20.320	51.200	84.93	0.370	16:56:24.968	

P6		46 U		Simon GATES		Yamaha YZF R1 - T.A Roden LTD / Canine Plus Hydro	
IDEAL LAP TIME : 51.097		BEST LAP TIME : 51.104		DIFFERENCE : 0.007			
LAP	SECTOR 1	SECTOR 2	LAP TIME	MPH	DIFF	TIME OF DAY	
1 -		20.711	58.103	74.84	6.999	16:47:48.285	
2 -	31.958	20.313	52.271	83.19	1.167	16:48:40.556	
3 -	31.093	20.518	51.611	84.25	0.507	16:49:32.167	
4 -	31.501	20.413	51.914	83.76	0.810	16:50:24.081	
5 -	31.342	20.900	52.242	83.23	1.138	16:51:16.323	
6 -	31.354	20.892	52.246	83.23	1.142	16:52:08.569	
7 -	31.225	20.377	51.602	84.27	0.498	16:53:00.171	
8 -	31.001	<b>20.254</b>	51.255 (2)	84.84	0.151	16:53:51.426	
9 -	31.213	20.366	51.579	84.30	0.475	16:54:43.005	
10 -	<b>30.843</b>	20.261	<b>51.104 (1)</b>	<b>85.09</b>		<b>16:55:34.109</b>	
11 -	31.141	20.269	51.410 (3)	84.58	0.306	16:56:25.519	

P7		17 U		Jordan KILLWORTH		Kawasaki ZX10R - BK Racing / Rabbit	
IDEAL LAP TIME : 51.642		BEST LAP TIME : 51.670		DIFFERENCE : 0.028			
LAP	SECTOR 1	SECTOR 2	LAP TIME	MPH	DIFF	TIME OF DAY	
1 -		20.734	57.896	75.11	6.226	16:47:48.078	
2 -	<b>31.322</b>	20.348	<b>51.670 (1)</b>	<b>84.16</b>		<b>16:48:39.748</b>	
3 -	31.642	20.667	52.309	83.13	0.639	16:49:32.057	
4 -	31.386	20.491	51.877 (2)	83.82	0.207	16:50:23.934	
5 -	31.420	20.831	52.251	83.22	0.581	16:51:16.185	
6 -	31.444	21.005	52.449	82.91	0.779	16:52:08.634	
7 -	31.587	<b>20.320</b>	51.907 (3)	83.77	0.237	16:53:00.541	
8 -	31.543	20.401	51.944	83.71	0.274	16:53:52.485	
9 -	31.427	20.984	52.411	82.97	0.741	16:54:44.896	
10 -	31.634	20.828	52.462	82.89	0.792	16:55:37.358	
11 -	31.824	20.822	52.646	82.60	0.976	16:56:30.004	

P8		80 U		Mark OVEL		Yamaha R1 - I NEED A SPONSOR	
IDEAL LAP TIME : 51.540		BEST LAP TIME : 51.540		DIFFERENCE : 0.000			
LAP	SECTOR 1	SECTOR 2	LAP TIME	MPH	DIFF	TIME OF DAY	
1 -		20.655	58.315	74.57	6.775	16:47:48.497	
2 -	32.052	20.737	52.789	82.37	1.249	16:48:41.286	
3 -	<b>31.121</b>	<b>20.419</b>	<b>51.540 (1)</b>	<b>84.37</b>		<b>16:49:32.826</b>	
4 -	31.520	20.470	51.990 (2)	83.64	0.450	16:50:24.816	
5 -	31.559	20.464	52.023	83.59	0.483	16:51:16.839	
6 -	31.742	20.696	52.438	82.92	0.898	16:52:09.277	
7 -	31.539	20.613	52.152	83.38	0.612	16:53:01.429	
8 -	31.370	20.754	52.124	83.42	0.584	16:53:53.553	
9 -	31.436	20.575	52.011 (3)	83.60	0.471	16:54:45.564	
10 -	31.450	20.635	52.085	83.49	0.545	16:55:37.649	
11 -	31.826	20.656	52.482	82.85	0.942	16:56:30.131	



# BMCRC - MRO Championships 2023 - Rnd 8 @ Brands Hatch Indy

## BMCRC Thunderbike Extreme & Ultra

### RACE 21 - SECTOR ANALYSIS



SECTOR 1 = FL to I1, SECTOR 2 = I1 to FL, DIFF = Difference To Personal Best Lap, P = Crossed Finish Line in Pit Lane, D = Time Disallowed

<b>P9 23 U Justin ROSE</b>		Yamaha R1 -				
IDEAL LAP TIME : 51.400		BEST LAP TIME : 51.400				
		DIFFERENCE : 0.000				
LAP	SECTOR 1	SECTOR 2	LAP TIME	MPH	DIFF	TIME OF DAY
1 -		20.934	57.889	75.11	6.489	16:47:48.071
2 -	32.204	20.904	53.108	81.88	1.708	16:48:41.179
3 -	31.881	20.855	52.736	82.45	1.336	16:49:33.915
4 -	31.564	20.673	52.237	83.24	0.837	16:50:26.152
5 -	31.512	20.555	52.067	83.51	0.667	16:51:18.219
<b>6 -</b>	<b>31.193</b>	<b>20.207</b>	<b>51.400 (1)</b>	<b>84.60</b>		<b>16:52:09.619</b>
7 -	31.339	20.669	52.008 (2)	83.61	0.608	16:53:01.627
8 -	31.201	20.816	52.017 (3)	83.59	0.617	16:53:53.644
9 -	31.452	20.689	52.141	83.40	0.741	16:54:45.785
10 -	31.292	20.821	52.113	83.44	0.713	16:55:37.898
11 -	31.712	20.770	52.482	82.85	1.082	16:56:30.380

<b>P10 52 E Barry MANTELL</b>		Honda 929 FIREBLADE - Swedish car connection				
IDEAL LAP TIME : 51.534		BEST LAP TIME : 51.555				
		DIFFERENCE : 0.021				
LAP	SECTOR 1	SECTOR 2	LAP TIME	MPH	DIFF	TIME OF DAY
1 -		20.831	58.945	73.77	7.390	16:47:49.127
2 -	31.765	21.064	52.829	82.31	1.274	16:48:41.956
3 -	32.389	20.944	53.333	81.53	1.778	16:49:35.289
4 -	31.581	20.882	52.463	82.88	0.908	16:50:27.752
5 -	31.439	20.876	52.315	83.12	0.760	16:51:20.067
6 -	31.477	20.834	52.311	83.12	0.756	16:52:12.378
7 -	31.407	20.687	52.094	83.47	0.539	16:53:04.472
8 -	31.180	20.710	51.890	83.80	0.335	16:53:56.362
9 -	31.029	<b>20.609</b>	51.638 (2)	84.21	0.083	16:54:48.000
10 -	31.126	20.615	51.741 (3)	84.04	0.186	16:55:39.741
<b>11 -</b>	<b>30.925</b>	20.630	<b>51.555 (1)</b>	<b>84.34</b>		<b>16:56:31.296</b>

<b>P11 20 U Connor SWYER</b>		Suzuki GSXR 1000 K6 - WSC Performace & lleithyr farm & dad				
IDEAL LAP TIME : 51.940		BEST LAP TIME : 52.027				
		DIFFERENCE : 0.087				
LAP	SECTOR 1	SECTOR 2	LAP TIME	MPH	DIFF	TIME OF DAY
1 -		21.598	1:00.990	71.30	8.963	16:47:51.172
2 -	31.972	21.098	53.070	81.94	1.043	16:48:44.242
3 -	31.740	20.927	52.667	82.56	0.640	16:49:36.909
4 -	31.765	20.707	52.472	82.87	0.445	16:50:29.381
<b>5 -</b>	<b>31.448</b>	<b>20.579</b>	<b>52.027 (1)</b>	<b>83.58</b>		<b>16:51:21.408</b>
6 -	31.609	20.794	52.403	82.98	0.376	16:52:13.811
7 -	<b>31.361</b>	20.729	52.090 (2)	83.48	0.063	16:53:05.901
8 -	31.373	20.846	52.219 (3)	83.27	0.192	16:53:58.120
9 -	31.383	20.947	52.330	83.09	0.303	16:54:50.450
10 -	31.422	20.869	52.291	83.16	0.264	16:55:42.741
11 -	31.666	21.170	52.836	82.30	0.809	16:56:35.577

<b>P12 41 U Paul PRICE</b>		Suzuki GSXR 1000 -				
IDEAL LAP TIME : 51.933		BEST LAP TIME : 51.933				
		DIFFERENCE : 0.000				
LAP	SECTOR 1	SECTOR 2	LAP TIME	MPH	DIFF	TIME OF DAY
1 -		21.086	59.288	73.34	7.355	16:47:49.470
2 -	32.233	20.807	53.040	81.98	1.107	16:48:42.510
3 -	31.648	20.879	52.527	82.78	0.594	16:49:35.037
4 -	31.519	20.971	52.490	82.84	0.557	16:50:27.527
5 -	31.504	20.766	52.270 (2)	83.19	0.337	16:51:19.797
6 -	31.567	20.873	52.440 (3)	82.92	0.507	16:52:12.237
7 -	32.011	20.989	53.000	82.04	1.067	16:53:05.237
8 -	32.232	20.934	53.166	81.79	1.233	16:53:58.403
9 -	31.336	21.182	52.518	82.80	0.585	16:54:50.921
10 -	32.047	20.885	52.932	82.15	0.999	16:55:43.853
<b>11 -</b>	<b>31.225</b>	<b>20.708</b>	<b>51.933 (1)</b>	<b>83.73</b>		<b>16:56:35.786</b>

# BMCRC - MRO Championships 2023 - Rnd 8 @ Brands Hatch Indy

## BMCRC Thunderbike Extreme & Ultra

### RACE 21 - SECTOR ANALYSIS



SECTOR 1 = FL to I1, SECTOR 2 = I1 to FL, DIFF = Difference To Personal Best Lap, P = Crossed Finish Line in Pit Lane, D = Time Disallowed

P13 129 E		Derek CRIPPS		Yamaha R1 - Team FBR		
IDEAL LAP TIME : 51.531		BEST LAP TIME : 51.531		DIFFERENCE : 0.000		
LAP	SECTOR 1	SECTOR 2	LAP TIME	MPH	DIFF	TIME OF DAY
1 -		21.475	1:01.306	70.93	9.775	16:47:51.488
2 -	31.946	21.028	52.974	82.08	1.443	16:48:44.462
3 -	31.747	20.957	52.704	82.50	1.173	16:49:37.166
4 -	31.716	20.875	52.591	82.68	1.060	16:50:29.757
5 -	31.695	20.784	52.479	82.86	0.948	16:51:22.236
6 -	31.459	20.688	52.147 (3)	83.39	0.616	16:52:14.383
7 -	31.561	21.166	52.727	82.47	1.196	16:53:07.110
8 -	31.523	21.075	52.598	82.67	1.067	16:53:59.708
9 -	31.190	20.588	51.778 (2)	83.98	0.247	16:54:51.486
10 -	<b>31.046</b>	<b>20.485</b>	<b>51.531 (1)</b>	<b>84.38</b>		<b>16:55:43.017</b>
11 -	31.616	21.258	52.874	82.24	1.343	16:56:35.891

P14 96 U		Pete SCOTT		Suzuki GSXR1000K5 - South Hill MOT Centre		
IDEAL LAP TIME : 52.168		BEST LAP TIME : 52.429		DIFFERENCE : 0.261		
LAP	SECTOR 1	SECTOR 2	LAP TIME	MPH	DIFF	TIME OF DAY
1 -		21.469	1:00.640	71.71	8.211	16:47:50.822
2 -	31.824	20.974	52.798	82.36	0.369	16:48:43.620
3 -	31.521	21.231	52.752	82.43	0.323	16:49:36.372
4 -	31.676	20.895	52.571 (3)	82.71	0.142	16:50:28.943
5 -	32.298	<b>20.737</b>	53.035	81.99	0.606	16:51:21.978
6 -	32.026	20.819	52.845	82.28	0.416	16:52:14.823
7 -	<b>31.431</b>	21.051	52.482 (2)	82.85	0.053	16:53:07.305
8 -	31.766	20.983	52.749	82.43	0.320	16:54:00.054
9 -	31.908	21.017	52.925	82.16	0.496	16:54:52.979
10 -	31.862	21.510	53.372	81.47	0.943	16:55:46.351
11 -	31.686	20.743	<b>52.429 (1)</b>	<b>82.94</b>		<b>16:56:38.780</b>

P15 117 U		Raymond STAGG		Suzuki GSXR 750 -		
IDEAL LAP TIME : 52.276		BEST LAP TIME : 52.317		DIFFERENCE : 0.041		
LAP	SECTOR 1	SECTOR 2	LAP TIME	MPH	DIFF	TIME OF DAY
1 -		21.388	1:00.216	72.21	7.899	16:47:50.398
2 -	31.890	20.942	52.832	82.31	0.515	16:48:43.230
3 -	<b>31.555</b>	21.112	52.667	82.56	0.350	16:49:35.897
4 -	31.764	20.802	52.566 (2)	82.72	0.249	16:50:28.463
5 -	31.848	20.773	52.621 (3)	82.64	0.304	16:51:21.084
6 -	31.596	<b>20.721</b>	<b>52.317 (1)</b>	<b>83.12</b>		<b>16:52:13.401</b>
7 -	32.338	21.053	53.391	81.44	1.074	16:53:06.792
8 -	31.661	21.104	52.765	82.41	0.448	16:53:59.557
9 -	32.067	21.041	53.108	81.88	0.791	16:54:52.665
10 -	31.895	21.618	53.513	81.26	1.196	16:55:46.178
11 -	32.765	21.434	54.199	80.23	1.882	16:56:40.377

P16 118 E		Darren CORKETT		Suzuki GSXR 600 - Jackson & Phillips		
IDEAL LAP TIME : 52.261		BEST LAP TIME : 52.322		DIFFERENCE : 0.061		
LAP	SECTOR 1	SECTOR 2	LAP TIME	MPH	DIFF	TIME OF DAY
1 -		22.404	1:02.386	69.70	10.064	16:47:52.568
2 -	32.747	21.180	53.927	80.63	1.605	16:48:46.495
3 -	32.857	21.310	54.167	80.28	1.845	16:49:40.662
4 -	<b>31.396</b>	21.339	52.735	82.46	0.413	16:50:33.397
5 -	33.037	21.017	54.054	80.44	1.732	16:51:27.451
6 -	32.077	21.507	53.584	81.15	1.262	16:52:21.035
7 -	32.176	21.260	53.436	81.37	1.114	16:53:14.471
8 -	32.247	21.031	53.278	81.62	0.956	16:54:07.749
9 -	31.563	21.004	52.567 (3)	82.72	0.245	16:55:00.316
10 -	31.462	<b>20.865</b>	<b>52.327 (2)</b>	<b>83.10</b>	0.005	<b>16:55:52.643</b>
11 -	31.441	20.881	<b>52.322 (1)</b>	<b>83.11</b>		<b>16:56:44.965</b>

# BMCRC - MRO Championships 2023 - Rnd 8 @ Brands Hatch Indy

## BMCRC Thunderbike Extreme & Ultra

### RACE 21 - SECTOR ANALYSIS



SECTOR 1 = FL to I1, SECTOR 2 = I1 to FL, DIFF = Difference To Personal Best Lap, P = Crossed Finish Line in Pit Lane, D = Time Disallowed

<b>P17 744 U Gary ANDERSON</b>		Honda 954RR - A&M MOT Services. Guildford				
IDEAL LAP TIME : 53.299		BEST LAP TIME : 53.317		DIFFERENCE : 0.018		
LAP	SECTOR 1	SECTOR 2	LAP TIME	MPH	DIFF	TIME OF DAY
1 -		22.195	1:02.221	69.88	8.904	16:47:52.403
2 -	32.220	<b>21.097</b>	<b>53.317 (1)</b>	<b>81.56</b>		<b>16:48:45.720</b>
3 -	32.455	21.164	53.619	81.10	0.302	16:49:39.339
4 -	32.330	21.267	53.597 (3)	81.13	0.280	16:50:32.936
5 -	32.496	21.225	53.721	80.94	0.404	16:51:26.657
6 -	32.436	21.418	53.854	80.74	0.537	16:52:20.511
7 -	<b>32.202</b>	21.296	53.498 (2)	81.28	0.181	16:53:14.009
8 -	33.244	21.462	54.706	79.49	1.389	16:54:08.715
9 -	32.728	21.682	54.410	79.92	1.093	16:55:03.125
10 -	32.809	21.728	54.537	79.73	1.220	16:55:57.662
11 -	32.901	21.425	54.326	80.04	1.009	16:56:51.988

<b>P18 54 E Mark PUTTICK</b>		Suzuki GSXR 750 -				
IDEAL LAP TIME : 55.430		BEST LAP TIME : 55.430		DIFFERENCE : 0.000		
LAP	SECTOR 1	SECTOR 2	LAP TIME	MPH	DIFF	TIME OF DAY
1 -		22.391	1:03.186	68.82	7.756	16:47:53.368
2 -	34.179	22.307	56.486	76.98	1.056	16:48:49.854
3 -	33.834	22.440	56.274	77.27	0.844	16:49:46.128
4 -	33.532	22.405	55.937	77.74	0.507	16:50:42.065
5 -	33.815	22.049	55.864 (3)	77.84	0.434	16:51:37.929
6 -	33.891	22.578	56.469	77.00	1.039	16:52:34.398
7 -	33.606	22.292	55.898	77.79	0.468	16:53:30.296
8 -	33.579	22.409	55.988	77.67	0.558	16:54:26.284
9 -	33.496	22.367	55.863 (2)	77.84	0.433	16:55:22.147
10 -	<b>33.471</b>	<b>21.959</b>	<b>55.430 (1)</b>	<b>78.45</b>		<b>16:56:17.577</b>

<b>P19 21 U Danny BRENNAN</b>		Suzuki GSXR 1000 -				
IDEAL LAP TIME :		BEST LAP TIME : 52.391		DIFFERENCE :		
LAP	SECTOR 1	SECTOR 2	LAP TIME	MPH	DIFF	TIME OF DAY
1 -			1:03.220	68.78	10.828	16:47:53.402
2 -			<b>52.391 (1)</b>	<b>83.00</b>		<b>16:48:45.794</b>
3 -			55.025 (2)	79.02	2.633	16:49:40.819

# BMCRC - MRO Championships 2023 - Rnd 8 @ Brands Hatch Indy

## BMCRC Thunderbike Extreme & Ultra

### RACE 21 - BEST SECTORS

SECTOR 1			SECTOR 2			IDEAL / BEST COMPARISON						
POS	NO	NAME	TIME	NO	NAME	TIME	POS	NO	NAME	IDEAL	BEST	DIFF
									<b>PERFECT LAP</b>	<b>50.079</b>		
1	258	FRIEND	<b>30.238</b>	78	THOMAS	<b>19.841</b>	1	78	THOMAS	50.176	50.176	<b>0.000</b>
2	102	FEARN	<b>30.293</b>	258	FRIEND	<b>19.981</b>	2	258	FRIEND	50.219	50.219	<b>0.000</b>
3	78	THOMAS	<b>30.335</b>	102	FEARN	<b>20.000</b>	3	102	FEARN	50.293	50.348	<b>0.055</b>
4	19	DONOVAN	<b>30.601</b>	8	SAUNDERS	<b>20.144</b>	4	8	SAUNDERS	50.830	50.830	<b>0.000</b>
5	8	SAUNDERS	<b>30.686</b>	23	ROSE	<b>20.207</b>	5	19	DONOVAN	50.858	51.028	<b>0.170</b>
6	46	GATES	<b>30.843</b>	46	GATES	<b>20.254</b>	6	46	GATES	51.097	51.104	<b>0.007</b>
7	52	MANTELL	<b>30.925</b>	19	DONOVAN	<b>20.257</b>	7	23	ROSE	51.400	51.400	<b>0.000</b>
8	129	CRIPPS	<b>31.046</b>	17	KILLWORTH	<b>20.320</b>	8	129	CRIPPS	51.531	51.531	<b>0.000</b>
9	80	OVEL	<b>31.121</b>	80	OVEL	<b>20.419</b>	9	52	MANTELL	51.534	51.555	<b>0.021</b>
10	23	ROSE	<b>31.193</b>	129	CRIPPS	<b>20.485</b>	10	80	OVEL	51.540	51.540	<b>0.000</b>
11	41	PRICE	<b>31.225</b>	20	SWYER	<b>20.579</b>	11	17	KILLWORTH	51.642	51.670	<b>0.028</b>
12	17	KILLWORTH	<b>31.322</b>	52	MANTELL	<b>20.609</b>	12	41	PRICE	51.933	51.933	<b>0.000</b>
13	20	SWYER	<b>31.361</b>	41	PRICE	<b>20.708</b>	13	20	SWYER	51.940	52.027	<b>0.087</b>
14	118	CORKETT	<b>31.396</b>	117	STAGG	<b>20.721</b>	14	96	SCOTT	52.168	52.429	<b>0.261</b>
15	96	SCOTT	<b>31.431</b>	96	SCOTT	<b>20.737</b>	15	118	CORKETT	52.261	52.322	<b>0.061</b>
16	117	STAGG	<b>31.555</b>	118	CORKETT	<b>20.865</b>	16	117	STAGG	52.276	52.317	<b>0.041</b>
17	744	ANDERSON	<b>32.202</b>	744	ANDERSON	<b>21.097</b>	17	744	ANDERSON	53.299	53.317	<b>0.018</b>
18	54	PUTTICK	<b>33.471</b>	54	PUTTICK	<b>21.959</b>	18	54	PUTTICK	55.430	55.430	<b>0.000</b>
19							19	21	BRENNAN		52.391	

# BMCRC - MRO Championships 2023 - Rnd 8 @ Brands Hatch Indy

## BMCRC Thunderbike Extreme & Ultra

### RACE 21 - STATISTICS

**Competitors Started** 19  
**Planned Start** 2023-10-01 @ 17:00:00.000  
**Actual Start** 2023-10-01 @ 16:46:50.181  
**Finish Time** 2023-10-01 @ 16:56:13.185  
**Track Length** 1.2079mi.  
**Total Laps** 200  
**Total Distance Covered** 241.5891mi.

#### Session Fastest Lap History

NO	CL	NAME	LAP TIME	TIME OF DAY	LAP	VEHICLE
102	U	James FEARN	51.112	16:48:37.467	2	Suzuki GSXR1000
78	U	Jamie THOMAS	51.061	16:48:37.710	2	Suzuki GSXR 1000
102	U	James FEARN	50.985	16:49:28.453	3	Suzuki GSXR1000
78	U	Jamie THOMAS	50.944	16:49:28.655	3	Suzuki GSXR 1000
102	U	James FEARN	50.732	16:50:19.185	4	Suzuki GSXR1000
78	U	Jamie THOMAS	50.690	16:50:19.344	4	Suzuki GSXR 1000
258	U	Ande FRIEND	50.583	16:50:19.853	4	Kawasaki ZX10R
258	U	Ande FRIEND	50.448	16:51:10.304	5	Kawasaki ZX10R
102	U	James FEARN	50.348	16:55:22.711	10	Suzuki GSXR1000
78	U	Jamie THOMAS	50.176	16:56:13.599	11	Suzuki GSXR 1000

#### Session Leader History

NO	CL	NAME	FROM LAP	LAPS LED	DISTANCE	VEHICLE
102	U	James FEARN	1	11	13.28 miles	Suzuki GSXR1000

#### Flag History

TYPE	TIME OF DAY
GREEN	16:46:50.181
FINISH	16:56:13.185

#### Flag Statistics

TYPE	COUNT	TOTAL LAPS	TOTAL TIME
Green	1	11	10:08.776
Red	0	0	0.000
Safety Car	0	0	0.000
FCY	0	0	0.000

# BMCRC - MRO Championships 2023 - Rnd 8 @ Brands Hatch Indy

## BMCRC Thunderbike Extreme & Ultra

### RACE 21 - STATISTICS

CLASS : U

15 Starters

#### Fastest Lap History

NO	NAME	LAP TIME	TIME OF DAY	LAP	VEHICLE
102	James FEARN	51.112	16:48:37.467	2	Suzuki GSXR1000
78	Jamie THOMAS	51.061	16:48:37.710	2	Suzuki GSXR 1000
102	James FEARN	50.985	16:49:28.453	3	Suzuki GSXR1000
78	Jamie THOMAS	50.944	16:49:28.655	3	Suzuki GSXR 1000
102	James FEARN	50.732	16:50:19.185	4	Suzuki GSXR1000
78	Jamie THOMAS	50.690	16:50:19.344	4	Suzuki GSXR 1000
258	Ande FRIEND	50.583	16:50:19.853	4	Kawasaki ZX10R
258	Ande FRIEND	50.448	16:51:10.304	5	Kawasaki ZX10R
102	James FEARN	50.348	16:55:22.711	10	Suzuki GSXR1000
78	Jamie THOMAS	50.176	16:56:13.599	11	Suzuki GSXR 1000

#### Leader History

NO	NAME	FROM LAP	LAPS LED	DISTANCE	VEHICLE
102	James FEARN	1	11	13.28 miles	Suzuki GSXR1000

# BMCRC - MRO Championships 2023 - Rnd 8 @ Brands Hatch Indy

## BMCRC Thunderbike Extreme & Ultra

### RACE 21 - STATISTICS

CLASS : E

4 Starters

#### Fastest Lap History

NO	NAME	LAP TIME	TIME OF DAY	LAP	VEHICLE
52	Barry MANTELL	<b>52.829</b>	16:48:41.972	2	Honda 929 FIREBLADE
129	Derek CRIPPS	<b>52.704</b>	16:49:37.188	3	Yamaha R1
52	Barry MANTELL	<b>52.463</b>	16:50:27.761	4	Honda 929 FIREBLADE
52	Barry MANTELL	<b>52.315</b>	16:51:20.077	5	Honda 929 FIREBLADE
52	Barry MANTELL	<b>52.311</b>	16:52:12.388	6	Honda 929 FIREBLADE
129	Derek CRIPPS	<b>52.147</b>	16:52:14.403	6	Yamaha R1
52	Barry MANTELL	<b>52.094</b>	16:53:04.481	7	Honda 929 FIREBLADE
52	Barry MANTELL	<b>51.890</b>	16:53:56.372	8	Honda 929 FIREBLADE
52	Barry MANTELL	<b>51.638</b>	16:54:48.011	9	Honda 929 FIREBLADE
129	Derek CRIPPS	<b>51.531</b>	16:55:43.039	10	Yamaha R1

#### Leader History

NO	NAME	FROM LAP	LAPS LED	DISTANCE	VEHICLE
52	Barry MANTELL	1	11	13.28 miles	Honda 929 FIREBLADE



# **BMCRC THUNDERBIKE SPORT & BMCRC SUPERTWINS**

**Supported by Steve Jordan Motorcycles**



**BMCRC-MRO Championships - Round 8  
Brands Hatch Indy  
30<sup>th</sup> September / 1<sup>st</sup> October 2023**



Timing & Results Provided by Timing Solutions Ltd

[www.tsl-timing.com](http://www.tsl-timing.com)

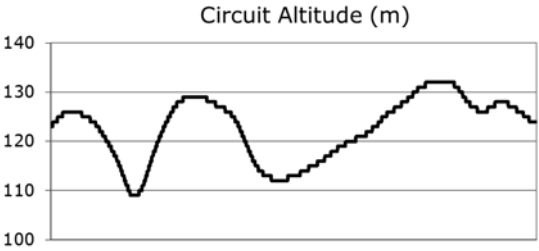
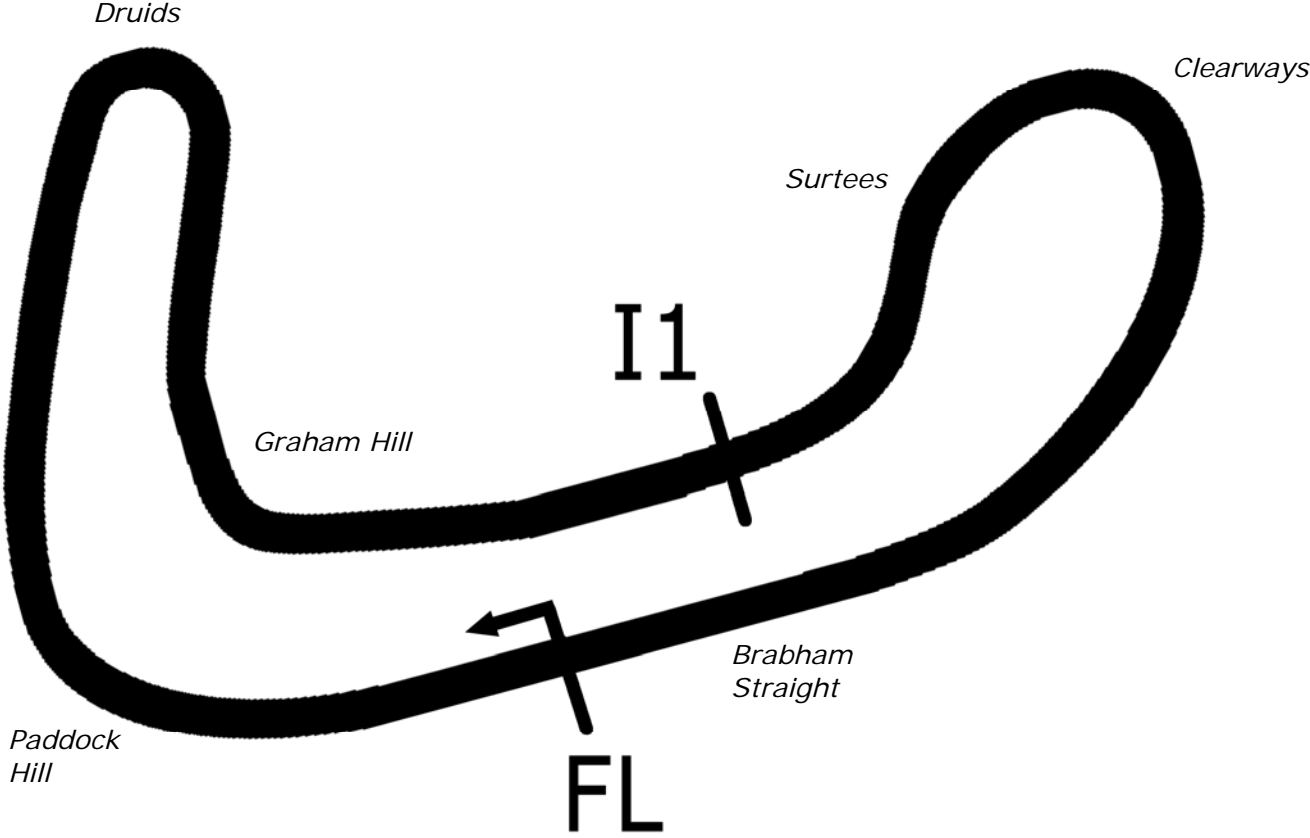


# Brands Hatch Indy



SPORTS TIMING

TIMING SOLUTIONS LTD



Length	1.2079 miles	1944.0 m	
FL		51.36032 N	0.26032 E
I1	1112m	51.35934 N	0.25955 E
Pit Entry	1669m	51.35911 N	0.25743 E
Pit Exit	26m after FL	51.36027 N	0.26078 E
Pit Entry–Pit Exit 277m, 16.6s @60kph, 12.4s @80kph			

# BMCRC - MRO Championships 2023 - Rnd 8 @ Brands Hatch Indy

## BMCRC Thunderbike Sport & Extreme & SuperTwins

### QUALIFYING - CLASSIFICATION

POS	NO	CL	PIC NAME	ENTRY	TIME	ON	LAPS	GAP	DIFF	MPH
1	97		1 Alex MANN	Honda CBR600RR - Michael Jones Jeweller, Esprit Gr	50.816	12	13			85.57
2	1		2 Jeremy HILL	Yamaha R6 - Silver Arrows Racing / LT-Info.com	50.893	3	3	0.077	0.077	85.44
3	151		3 Andrew DENYER	Yamaha OW01 - me	51.865	12	12	1.049	0.972	83.84
4	86		4 Jamie KELMAN	Kramer EVO 2 - Phased Out Racing / TSR vapour blasti	51.910	6	8	1.094	0.045	83.77
5	52		5 Elliot FRICKER	Honda CBR600 - Credit card	51.950	9	13	1.134	0.040	83.70
6	118	E	1 Darren CORKETT	Suzuki GSXR 600 - Jackson & Phillips	52.025	8	13	1.209	0.075	83.58
7	69		6 Tony RUSSO	Yamaha R6 - Wymark Lubricants	52.050	9	13	1.234	0.025	83.54
8	129	E	2 Derek CRIPPS	Yamaha R1 - Team FBR	52.140	4	11	1.324	0.090	83.40
9	52	E	3 Barry MANTELL	Honda 929 FIREBLADE - Swedish car connection	52.558	13	13	1.742	0.418	82.73
10	77		7 David MAY	Suzuki GSXR600 - Orchard cooling/ team Silver Arrows	52.805	10	13	1.989	0.247	82.35
11	74	SUP	1 Daniel BLACK	Suzukis SV650 - DAD	52.816	12	13	2.000	0.011	82.33
12	48		8 Shaun WALLIS	Yamaha R6 - MBC Despatch Racing	52.824	11	13	2.008	0.008	82.32
13	25		9 Harrison DAY	Yamaha R6 -	52.884	12	12	2.068	0.060	82.22
14	6	E	4 Andrew FIRTH	Yamaha YZF-R1 - LTRmotorcycles.co.uk / Palmer Rac	53.005	12	12	2.189	0.121	82.04
15	888	SUP	2 Brandon WRIGHT	Suzuki SV650 - 888 Vapour	53.205	13	13	2.389	0.200	81.73
16	994	R	1 Adrian HOWARD	Suzuki GSXR 600 - Geary Roofing & Building Services	53.243	10	13	2.427	0.038	81.67
17	124	E	5 Gareth SKINNER	Aprilia RSVR - Two4 Suspension	53.662	10	10	2.846	0.419	81.03
18	7	R	2 Darren TAYLOR	Kawasaki ZX6R - Market Cross Cafe Swaffham. Downt	54.098	7	9	3.282	0.436	80.38
19	44	SUP	3 Tony PARKER	Kawasaki ER650RR - insta/youtube 44notpol	54.142	9	11	3.326	0.044	80.31
20	45	SUP	4 Terence QUINCE	Suzuki SV650 - K&Q, HM Racing, Titan-x	54.264	9	11	3.448	0.122	80.13
21	58	SUP	5 Michael ALLEN	Kawasaki ER6 -	54.299	11	12	3.483	0.035	80.08
22	81		10 Malvern MAY	Honda CBR600RR - IMP racing	54.326	5	6	3.510	0.027	80.04
23	139*		11 Rob MARLEY	Honda CBR600F3 - PearTree Racing	54.695	10	12	3.879	0.369	79.50
24	689		12 David TREVEIL	Yamaha R6 -	54.888	6	12	4.072	0.193	79.22
25	109	SUP	6 Chris CAYFORD	Honda CB500 - Multi-Tech Coachworks	54.996	7	12	4.180	0.108	79.07
26	40	SUP	7 Simon WILKINSON	Suzuki SV650 - S P Wilkinson Engineering Ltd	55.097	9	12	4.281	0.101	78.92
27	67	R	3 Simon HARVEY	Suzuki SV650 -	55.097	11	12	4.281	0.000	78.92
28	54	E	7 Mark PUTTICK	Suzuki GSXR 750 -	55.483	10	12	4.667	0.386	78.37
29	4	SUP	8 Hayden KILLWORTH	Suzuki SK SV650 - Bradley Hix (H11xy) @Green Plant	55.674	10	12	4.858	0.191	78.10
30	137	R	4 Colin McPHERSON	Yamaha R6 -	55.699	9	13	4.883	0.025	78.07
31	51		13 Paul BEESLEY	Yamaha R6 -	55.767	12	12	4.951	0.068	77.97
32	46	SUP	9 Richard HODGES	Suzuki SV650 -	55.995	10	12	5.179	0.228	77.66
33	110	R	5 Michael CRUMPTON	Honda CBR 600 RR -	56.325	4	10	5.509	0.330	77.20
34	93	SUP	10 Tony BOTTO	Suzuki SV650 - TB Motorcycles	56.522	9	12	5.706	0.197	76.93
35	114		14 Richard BATE	Yamaha R6 - TEAM PSR	56.554	10	11	5.738	0.032	76.89
36	68		15 Mark HILL	DUCATI S2R - Mhp exhausts	57.120	10	12	6.304	0.566	76.13
37	42		16 David ATKINS	- DA PLUMBING and MECHANICAL LTD	57.214	9	11	6.398	0.094	76.00
38	49		17 Oli CHAYTOR	Yamaha R6 - PearTree Racing	57.905	11	11	7.089	0.691	75.09
39	333		18 Andrew HOUGHTON	Husqvarna FS450 - Bahnstormer BMW	58.808	7	7	7.992	0.903	73.94

\* No. 139 - Please fit a working transponder

Weather / Track : Cloudy / Dry

These results are provisional until the conclusion of any judicial and technical matters.

Brands Hatch Indy: 1.2079 miles  
Date: 30/09/2023 Start: 10:35 Finish: 10:48

Clerk Of Course :	Stewards :	Timekeeper : <i>Craig Smith</i>
-------------------	------------	------------------------------------

Results can be found at [www.tsl-timing.com](http://www.tsl-timing.com)

Printed - 10:49 Saturday, 30 September 2023



# BMCRC - MRO Championships 2023 - Rnd 8 @ Brands Hatch Indy

## BMCRC Thunderbike Sport & Extreme & SuperTwins

### QUALIFYING - SECTOR ANALYSIS



SECTOR 1 = FL to I1, SECTOR 2 = I1 to FL, DIFF = Difference To Personal Best Lap, P = Crossed Finish Line in Pit Lane, D = Time Disallowed

<b>P1 97 Alex MANN</b>		Honda CBR600RR - Michael Jones Jeweller, Esprit Group, Carl				
IDEAL LAP TIME : 50.750		BEST LAP TIME : 50.816		DIFFERENCE : 0.066		
LAP	SECTOR 1	SECTOR 2	LAP TIME	MPH	DIFF	TIME OF DAY
1 -	33.212	21.605	54.817	79.32	4.001	10:37:22.910
2 -	32.020	21.318	53.338	81.52	2.522	10:38:16.248
3 -	31.251	20.560	51.811	83.93	0.995	10:39:08.059
4 -	31.474	20.553	52.027	83.58	1.211	10:40:00.086
5 -	30.599	20.430	51.029 (2)	85.21	0.213	10:40:51.115
6 -	31.252	20.722	51.974	83.66	1.158	10:41:43.089
7 -	31.395	21.210	52.605	82.66	1.789	10:42:35.694
8 -	31.737	20.660	52.397	82.99	1.581	10:43:28.091
9 -	30.869	20.826	51.695	84.12	0.879	10:44:19.786
10 -	31.777	20.894	52.671	82.56	1.855	10:45:12.457
11 -	30.661	20.882	51.543 (3)	84.36	0.727	10:46:04.000
12 -	30.623	<b>20.193</b>	<b>50.816 (1)</b>	<b>85.57</b>		<b>10:46:54.816</b>
13 -	<b>30.557</b>	22.347	52.904	82.19	2.088	10:47:47.720

<b>P2 1 Jeremy HILL</b>		Yamaha R6 - Silver Arrows Racing / LT-Info.com				
IDEAL LAP TIME : 50.893		BEST LAP TIME : 50.893		DIFFERENCE : 0.000		
LAP	SECTOR 1	SECTOR 2	LAP TIME	MPH	DIFF	TIME OF DAY
1 -	31.370	20.531	51.901 (3)	83.78	1.008	10:37:16.759
2 -	30.884	20.632	51.516 (2)	84.41	0.623	10:38:08.275
3 -	<b>30.536</b>	<b>20.357</b>	<b>50.893 (1)</b>	<b>85.44</b>		<b>10:38:59.168</b>

<b>P3 151 Andrew DENYER</b>		Yamaha OW01 - me				
IDEAL LAP TIME : 51.727		BEST LAP TIME : 51.865		DIFFERENCE : 0.138		
LAP	SECTOR 1	SECTOR 2	LAP TIME	MPH	DIFF	TIME OF DAY
1 -	OUTLAP	23.684	1:04.560	67.35	12.695	10:38:22.736
2 -	32.692	21.355	54.047	80.45	2.182	10:39:16.783
3 -	32.908	21.357	54.265	80.13	2.400	10:40:11.048
4 -	31.611	21.253	52.864	82.26	0.999	10:41:03.912
5 -	31.460	20.885	52.345	83.07	0.480	10:41:56.257
6 -	31.443	20.961	52.404	82.98	0.539	10:42:48.661
7 -	31.107	21.140	52.247 (3)	83.23	0.382	10:43:40.908
8 -	31.281	20.803	52.084 (2)	83.49	0.219	10:44:32.992
9 -	31.010	21.237	52.247 (3)	83.23	0.382	10:45:25.239
10 -	31.493	21.126	52.619	82.64	0.754	10:46:17.858
11 -	32.091	<b>20.758</b>	52.849	82.28	0.984	10:47:10.707
12 -	<b>30.969</b>	20.896	<b>51.865 (1)</b>	<b>83.84</b>		<b>10:48:02.572</b>

<b>P4 86 Jamie KELMAN</b>		Kramer EVO 2 - Phased Out Racing /TSR vapour blasting				
IDEAL LAP TIME : 51.813		BEST LAP TIME : 51.910		DIFFERENCE : 0.097		
LAP	SECTOR 1	SECTOR 2	LAP TIME	MPH	DIFF	TIME OF DAY
1 -	32.533	21.476	54.009	80.51	2.099	10:37:52.051
2 -	31.764	21.035	52.799	82.36	0.889	10:38:44.850
3 -	33.216	20.851	54.067	80.42	2.157	10:39:38.917
4 -	31.781	<b>20.773</b>	52.554	82.74	0.644	10:40:31.471
5 -	31.255	21.398	52.653	82.58	0.743	10:41:24.124
6 -	<b>31.040</b>	20.870	<b>51.910 (1)</b>	<b>83.77</b>		<b>10:42:16.034</b>
7 -	31.341	20.897	52.238 (2)	83.24	0.328	10:43:08.272
8 -	31.397	20.862	52.259 (3)	83.21	0.349	10:44:00.531

# BMCRC - MRO Championships 2023 - Rnd 8 @ Brands Hatch Indy

## BMCRC Thunderbike Sport & Extreme & SuperTwins

### QUALIFYING - SECTOR ANALYSIS



SECTOR 1 = FL to I1, SECTOR 2 = I1 to FL, DIFF = Difference To Personal Best Lap, P = Crossed Finish Line in Pit Lane, D = Time Disallowed

<b>P5 52</b>		<b>Elliot FRICKER</b>		Honda CBR600 - Credit card			
IDEAL LAP TIME : 51.860		BEST LAP TIME : 51.950		DIFFERENCE : 0.090			
LAP	SECTOR 1	SECTOR 2	LAP TIME	MPH	DIFF	TIME OF DAY	
1 -	33.774	21.542	55.316	78.61	3.366	10:37:24.844	
2 -	33.271	22.394	55.665	78.12	3.715	10:38:20.509	
3 -	32.186	22.599	54.785	79.37	2.835	10:39:15.294	
4 -	31.477	20.804	52.281 (3)	83.17	0.331	10:40:07.575	
5 -	32.223	21.739	53.962	80.58	2.012	10:41:01.537	
6 -	31.322	20.952	52.274 (2)	83.18	0.324	10:41:53.811	
7 -	31.580	21.066	52.646	82.60	0.696	10:42:46.457	
8 -	<b>31.080</b>	21.218	52.298	83.15	0.348	10:43:38.755	
9 -	31.170	<b>20.780</b>	<b>51.950 (1)</b>	<b>83.70</b>		<b>10:44:30.705</b>	
10 -	31.263	21.360	52.623	82.63	0.673	10:45:23.328	
11 -	32.648	21.750	54.398	79.94	2.448	10:46:17.726	
12 -	31.347	20.963	52.310	83.13	0.360	10:47:10.036	
13 -	33.031	21.241	54.272	80.12	2.322	10:48:04.308	

<b>P6 118 E</b>		<b>Darren CORKETT</b>		Suzuki GSXR 600 - Jackson & Phillips			
IDEAL LAP TIME : 51.882		BEST LAP TIME : 52.025		DIFFERENCE : 0.143			
LAP	SECTOR 1	SECTOR 2	LAP TIME	MPH	DIFF	TIME OF DAY	
1 -	35.070	21.985	57.055	76.21	5.030	10:37:27.984	
2 -	33.678	21.866	55.544	78.29	3.519	10:38:23.528	
3 -	32.867	21.183	54.050	80.45	2.025	10:39:17.578	
4 -	33.539	21.096	54.635	79.59	2.610	10:40:12.213	
5 -	32.367	21.010	53.377	81.46	1.352	10:41:05.590	
6 -	<b>31.232</b>	20.957	52.189 (2)	83.32	0.164	10:41:57.779	
7 -	31.277	21.553	52.830	82.31	0.805	10:42:50.609	
8 -	31.272	20.753	<b>52.025 (1)</b>	<b>83.58</b>		<b>10:43:42.634</b>	
9 -	31.760	20.932	52.692	82.52	0.667	10:44:35.326	
10 -	31.418	20.923	52.341	83.08	0.316	10:45:27.667	
11 -	31.920	20.956	52.876	82.24	0.851	10:46:20.543	
12 -	31.570	21.518	53.088	81.91	1.063	10:47:13.631	
13 -	31.611	<b>20.650</b>	52.261 (3)	83.20	0.236	10:48:05.892	

<b>P7 69</b>		<b>Tony RUSSO</b>		Yamaha R6 - Wymark Lubricants			
IDEAL LAP TIME : 51.794		BEST LAP TIME : 52.050		DIFFERENCE : 0.256			
LAP	SECTOR 1	SECTOR 2	LAP TIME	MPH	DIFF	TIME OF DAY	
1 -	35.556	22.418	57.974	75.00	5.924	10:37:27.377	
2 -	33.511	21.775	55.286	78.65	3.236	10:38:22.663	
3 -	32.235	21.518	53.753	80.89	1.703	10:39:16.416	
4 -	31.977	21.033	53.010	82.03	0.960	10:40:09.426	
5 -	31.732	21.600	53.332	81.53	1.282	10:41:02.758	
6 -	32.097	20.920	53.017	82.02	0.967	10:41:55.775	
7 -	31.604	20.859	52.463 (3)	82.88	0.413	10:42:48.238	
8 -	<b>31.153</b>	21.080	52.233 (2)	83.25	0.183	10:43:40.471	
9 -	31.409	<b>20.641</b>	<b>52.050 (1)</b>	<b>83.54</b>		<b>10:44:32.521</b>	
10 -	31.159	21.428	52.587	82.69	0.537	10:45:25.108	
11 -	31.743	21.146	52.889	82.22	0.839	10:46:17.997	
12 -	32.313	21.175	53.488	81.30	1.438	10:47:11.485	
13 -	31.856	21.087	52.943	82.13	0.893	10:48:04.428	

# BMCRC - MRO Championships 2023 - Rnd 8 @ Brands Hatch Indy

## BMCRC Thunderbike Sport & Extreme & SuperTwins

### QUALIFYING - SECTOR ANALYSIS



SECTOR 1 = FL to I1, SECTOR 2 = I1 to FL, DIFF = Difference To Personal Best Lap, P = Crossed Finish Line in Pit Lane, D = Time Disallowed

P8 129 E		Derek CRIPPS		Yamaha R1 - Team FBR		
IDEAL LAP TIME : 51.867		BEST LAP TIME : 52.140		DIFFERENCE : 0.273		
LAP	SECTOR 1	SECTOR 2	LAP TIME	MPH	DIFF	TIME OF DAY
1 -	37.202	22.975	1:00.177	72.26	8.037	10:37:41.665
2 -	34.192	22.288	56.480	76.99	4.340	10:38:38.145
3 -	31.680	21.844	53.524	81.24	1.384	10:39:31.669
<b>4 -</b>	<b>31.487</b>	<b>20.653</b>	<b>52.140 (1)</b>	<b>83.40</b>		<b>10:40:23.809</b>
5 -	31.609	20.960	52.569 (3)	82.72	0.429	10:41:16.378
6 -	32.523	20.874	53.397	81.43	1.257	10:42:09.775
7 -	31.468	21.304	52.772	82.40	0.632	10:43:02.547
8 -	32.040	20.694	52.734	82.46	0.594	10:43:55.281
9 -	32.094	20.907	53.001	82.04	0.861	10:44:48.282
10 -	31.678	21.338	53.016	82.02	0.876	10:45:41.298
11 -	<b>31.214</b>	21.135	52.349 (2)	83.06	0.209	10:46:33.647

P9 52 E		Barry MANTELL		Honda 929 FIREBLADE - Swedish car connection		
IDEAL LAP TIME : 52.558		BEST LAP TIME : 52.558		DIFFERENCE : 0.000		
LAP	SECTOR 1	SECTOR 2	LAP TIME	MPH	DIFF	TIME OF DAY
1 -	34.852	22.149	57.001	76.28	4.443	10:37:30.717
2 -	33.363	21.675	55.038	79.01	2.480	10:38:25.755
3 -	33.235	21.417	54.652	79.56	2.094	10:39:20.407
4 -	33.087	22.812	55.899	77.79	3.341	10:40:16.306
5 -	32.638	21.595	54.233	80.18	1.675	10:41:10.539
6 -	32.647	21.766	54.413	79.91	1.855	10:42:04.952
7 -	32.762	21.606	54.368	79.98	1.810	10:42:59.320
8 -	32.575	22.572	55.147	78.85	2.589	10:43:54.467
9 -	32.512	21.844	54.356	80.00	1.798	10:44:48.823
10 -	32.545	21.766	54.311	80.06	1.753	10:45:43.134
11 -	32.577	21.465	54.042 (3)	80.46	1.484	10:46:37.176
12 -	32.697	21.210	53.907 (2)	80.66	1.349	10:47:31.083
<b>13 -</b>	<b>31.677</b>	<b>20.881</b>	<b>52.558 (1)</b>	<b>82.73</b>		<b>10:48:23.641</b>

P10 77		David MAY		Suzuki GSXR600 - Orchard cooling/ team Silver Arrows		
IDEAL LAP TIME : 52.805		BEST LAP TIME : 52.805		DIFFERENCE : 0.000		
LAP	SECTOR 1	SECTOR 2	LAP TIME	MPH	DIFF	TIME OF DAY
1 -	34.378	22.255	56.633	76.78	3.828	10:37:31.325
2 -	33.101	21.595	54.696	79.50	1.891	10:38:26.021
3 -	33.269	21.732	55.001	79.06	2.196	10:39:21.022
4 -	32.658	22.149	54.807	79.34	2.002	10:40:15.829
5 -	32.522	21.702	54.224	80.19	1.419	10:41:10.053
6 -	32.418	21.334	53.752	80.90	0.947	10:42:03.805
7 -	32.371	21.206	53.577	81.16	0.772	10:42:57.382
8 -	32.029	21.557	53.586	81.15	0.781	10:43:50.968
9 -	32.211	21.470	53.681	81.00	0.876	10:44:44.649
<b>10 -</b>	<b>31.695</b>	<b>21.110</b>	<b>52.805 (1)</b>	<b>82.35</b>		<b>10:45:37.454</b>
11 -	32.950	21.111	54.061	80.43	1.256	10:46:31.515
12 -	31.893	21.248	53.141 (3)	81.83	0.336	10:47:24.656
13 -	31.885	21.184	53.069 (2)	81.94	0.264	10:48:17.725

# BMCRC - MRO Championships 2023 - Rnd 8 @ Brands Hatch Indy

## BMCRC Thunderbike Sport & Extreme & SuperTwins

### QUALIFYING - SECTOR ANALYSIS



SECTOR 1 = FL to I1, SECTOR 2 = I1 to FL, DIFF = Difference To Personal Best Lap, P = Crossed Finish Line in Pit Lane, D = Time Disallowed

P11 74 SUP Daniel BLACK			Suzukis SV650 - DAD			
IDEAL LAP TIME : 52.555		BEST LAP TIME : 52.816		DIFFERENCE : 0.261		
LAP	SECTOR 1	SECTOR 2	LAP TIME	MPH	DIFF	TIME OF DAY
1 -	34.470	22.204	56.674	76.73	3.858	10:37:30.296
2 -	32.929	21.603	54.532	79.74	1.716	10:38:24.828
3 -	32.788	21.573	54.361	79.99	1.545	10:39:19.189
4 -	32.492	22.432	54.924	79.17	2.108	10:40:14.113
5 -	32.470	<b>21.131</b>	53.601	81.12	0.785	10:41:07.714
6 -	32.011	21.413	53.424	81.39	0.608	10:42:01.138
7 -	32.589	22.258	54.847	79.28	2.031	10:42:55.985
8 -	32.029	22.880	54.909	79.19	2.093	10:43:50.894
9 -	32.632	21.716	54.348	80.01	1.532	10:44:45.242
10 -	31.799	21.320	53.119 (2)	81.86	0.303	10:45:38.361
11 -	33.363	21.388	54.751	79.42	1.935	10:46:33.112
12 -	31.550	21.266	<b>52.816 (1)</b>	<b>82.33</b>		<b>10:47:25.928</b>
13 -	<b>31.424</b>	21.701	53.125 (3)	81.85	0.309	10:48:19.053

P12 48 Shaun WALLIS			Yamaha R6 - MBC Despatch Racing			
IDEAL LAP TIME : 52.824		BEST LAP TIME : 52.824		DIFFERENCE : 0.000		
LAP	SECTOR 1	SECTOR 2	LAP TIME	MPH	DIFF	TIME OF DAY
1 -	35.399	22.329	57.728	75.32	4.904	10:37:32.477
2 -	33.338	21.989	55.327	78.59	2.503	10:38:27.804
3 -	33.039	21.998	55.037	79.01	2.213	10:39:22.841
4 -	32.735	21.317	54.052	80.45	1.228	10:40:16.893
5 -	33.079	21.856	54.935	79.15	2.111	10:41:11.828
6 -	32.835	21.787	54.622	79.61	1.798	10:42:06.450
7 -	32.005	22.029	54.034 (3)	80.47	1.210	10:43:00.484
8 -	31.919	22.245	54.164	80.28	1.340	10:43:54.648
9 -	33.163	23.040	56.203	77.37	3.379	10:44:50.851
10 -	33.807	22.489	56.296	77.24	3.472	10:45:47.147
11 -	<b>31.860</b>	<b>20.964</b>	<b>52.824 (1)</b>	<b>82.32</b>		<b>10:46:39.971</b>
12 -	32.316	22.950	55.266	78.68	2.442	10:47:35.237
13 -	32.072	20.985	53.057 (2)	81.96	0.233	10:48:28.294

P13 25 Harrison DAY			Yamaha R6 -			
IDEAL LAP TIME : 52.884		BEST LAP TIME : 52.884		DIFFERENCE : 0.000		
LAP	SECTOR 1	SECTOR 2	LAP TIME	MPH	DIFF	TIME OF DAY
1 -	34.405	22.213	56.618	76.80	3.734	10:37:31.020
2 -	32.816	21.276	54.092	80.39	1.208	10:38:25.112
3 -	32.603	21.933	54.536	79.73	1.652	10:39:19.648
4 -	32.763	21.400	54.163	80.28	1.279	10:40:13.811
5 -	31.835	21.101	52.936 (2)	82.14	0.052	10:41:06.747
6 -	32.539	21.269	53.808	80.81	0.924	10:42:00.555
7 -	32.935	21.895	54.830	79.31	1.946	10:42:55.385
8 -	32.384	22.534	54.918	79.18	2.034	10:43:50.303
9 -	32.696	21.612	54.308	80.07	1.424	10:44:44.611
10 -	32.074	21.104	53.178 (3)	81.77	0.294	10:45:37.789
11 -	32.932	21.335	54.267	80.13	1.383	10:46:32.056
12 -	<b>31.817</b>	<b>21.067</b>	<b>52.884 (1)</b>	<b>82.22</b>		<b>10:47:24.940</b>

# BMCRC - MRO Championships 2023 - Rnd 8 @ Brands Hatch Indy

## BMCRC Thunderbike Sport & Extreme & SuperTwins

### QUALIFYING - SECTOR ANALYSIS



SECTOR 1 = FL to I1, SECTOR 2 = I1 to FL, DIFF = Difference To Personal Best Lap, P = Crossed Finish Line in Pit Lane, D = Time Disallowed

<b>P14 6 E Andrew FIRTH</b>		Yamaha YZF-R1 - LTRmotorcycles.co.uk / Palmer Race Skool /				
IDEAL LAP TIME : 52.721		BEST LAP TIME : 53.005		DIFFERENCE : 0.284		
LAP	SECTOR 1	SECTOR 2	LAP TIME	MPH	DIFF	TIME OF DAY
1 -	OUTLAP	22.325	1:00.766	71.56	7.761	10:38:20.294
2 -	33.347	22.902	56.249	77.30	3.244	10:39:16.543
3 -	33.981	21.427	55.408	78.48	2.403	10:40:11.951
4 -	32.731	21.698	54.429	79.89	1.424	10:41:06.380
5 -	32.517	21.391	53.908	80.66	0.903	10:42:00.288
6 -	33.093	21.758	54.851	79.28	1.846	10:42:55.139
7 -	32.406	22.446	54.852	79.27	1.847	10:43:49.991
8 -	32.192	21.376	53.568	81.17	0.563	10:44:43.559
9 -	31.992	21.329	53.321 (3)	81.55	0.316	10:45:36.880
10 -	33.195	21.186	54.381	79.96	1.376	10:46:31.261
11 -	<b>31.631</b>	21.389	53.020 (2)	82.01	0.015	10:47:24.281
12 -	31.915	<b>21.090</b>	<b>53.005 (1)</b>	<b>82.04</b>		<b>10:48:17.286</b>

<b>P15 888 SUP Brandon WRIGHT</b>		Suzuki SV650 - 888 Vapour				
IDEAL LAP TIME : 53.134		BEST LAP TIME : 53.205		DIFFERENCE : 0.071		
LAP	SECTOR 1	SECTOR 2	LAP TIME	MPH	DIFF	TIME OF DAY
1 -	34.799	22.043	56.842	76.50	3.637	10:37:29.989
2 -	33.189	21.670	54.859	79.26	1.654	10:38:24.848
3 -	32.987	22.223	55.210	78.76	2.005	10:39:20.058
4 -	33.152	22.711	55.863	77.84	2.658	10:40:15.921
5 -	32.874	21.699	54.573	79.68	1.368	10:41:10.494
6 -	33.368	21.562	54.930	79.16	1.725	10:42:05.424
7 -	32.896	21.446	54.342	80.02	1.137	10:42:59.766
8 -	<b>31.997</b>	21.219	53.216 (2)	81.71	0.011	10:43:52.982
9 -	33.115	22.025	55.140	78.86	1.935	10:44:48.122
10 -	32.891	21.942	54.833	79.30	1.628	10:45:42.955
11 -	32.072	21.162	53.234 (3)	81.68	0.029	10:46:36.189
12 -	32.239	21.232	53.471	81.32	0.266	10:47:29.660
13 -	32.068	<b>21.137</b>	<b>53.205 (1)</b>	<b>81.73</b>		<b>10:48:22.865</b>

<b>P16 994 R Adrian HOWARD</b>		Suzuki GSXR 600 - Geary Roofing & Building Services				
IDEAL LAP TIME : 53.192		BEST LAP TIME : 53.243		DIFFERENCE : 0.051		
LAP	SECTOR 1	SECTOR 2	LAP TIME	MPH	DIFF	TIME OF DAY
1 -	36.570	22.335	58.905	73.82	5.662	10:37:46.203
2 -	34.508	22.599	57.107	76.14	3.864	10:38:43.310
3 -	33.506	21.931	55.437	78.44	2.194	10:39:38.747
4 -	32.729	21.400	54.129	80.33	0.886	10:40:32.876
5 -	32.427	21.530	53.957	80.59	0.714	10:41:26.833
6 -	32.316	22.211	54.527	79.75	1.284	10:42:21.360
7 -	32.143	21.383	53.526 (2)	81.24	0.283	10:43:14.886
8 -	32.632	21.356	53.988	80.54	0.745	10:44:08.874
9 -	32.594	21.521	54.115	80.35	0.872	10:45:02.989
10 -	31.975	<b>21.268</b>	<b>53.243 (1)</b>	<b>81.67</b>		<b>10:45:56.232</b>
11 -	<b>31.924</b>	21.685	53.609 (3)	81.11	0.366	10:46:49.841
12 -	32.253	21.504	53.757	80.89	0.514	10:47:43.598
13 -	32.400	21.994	54.394	79.94	1.151	10:48:37.992

# BMCRC - MRO Championships 2023 - Rnd 8 @ Brands Hatch Indy

## BMCRC Thunderbike Sport & Extreme & SuperTwins

### QUALIFYING - SECTOR ANALYSIS



SECTOR 1 = FL to I1, SECTOR 2 = I1 to FL, DIFF = Difference To Personal Best Lap, P = Crossed Finish Line in Pit Lane, D = Time Disallowed

P17 124 E		Gareth SKINNER		Aprilia RSVR - Two4 Suspension		
IDEAL LAP TIME : 53.662		BEST LAP TIME : 53.662		DIFFERENCE : 0.000		
LAP	SECTOR 1	SECTOR 2	LAP TIME	MPH	DIFF	TIME OF DAY
1 -	36.248	24.447	1:00.695	71.64	7.033	10:37:45.499
2 -	34.995	22.261	57.256	75.95	3.594	10:38:42.755
3 -	33.894	21.407	55.301	78.63	1.639	10:39:38.056
4 -	33.153	21.164	54.317	80.05	0.655	10:40:32.373
5 -	32.733	21.112	53.845 (3)	80.76	0.183	10:41:26.218
6 -	32.748	21.613	54.361	79.99	0.699	10:42:20.579
7 -	32.640	21.191	53.831 (2)	80.78	0.169	10:43:14.410
8 -	32.975	21.173	54.148	80.30	0.486	10:44:08.558
9 -	32.744	21.577	54.321	80.05	0.659	10:45:02.879
10 -	<b>32.622</b>	<b>21.040</b>	<b>53.662 (1)</b>	<b>81.03</b>		<b>10:45:56.541</b>

P18 7 R		Darren TAYLOR		Kawasaki ZX6R - Market Cross Cafe Swaffham. Downham Acci		
IDEAL LAP TIME : 53.611		BEST LAP TIME : 54.098		DIFFERENCE : 0.487		
LAP	SECTOR 1	SECTOR 2	LAP TIME	MPH	DIFF	TIME OF DAY
1 -	35.097	22.503	57.600	75.49	3.502	10:37:27.945
2 -	33.419	22.188	55.607	78.20	1.509	10:38:23.552
3 -	33.465	21.711	55.176	78.81	1.078	10:39:18.728
4 -	34.537	22.278	56.815	76.53	2.717	10:40:15.543
5 -	32.621	21.847	54.468 (3)	79.83	0.370	10:41:10.011
6 -	33.029	21.637	54.666	79.54	0.568	10:42:04.677
7 -	32.489	21.609	<b>54.098 (1)</b>	<b>80.38</b>		<b>10:42:58.775</b>
8 -	32.563	<b>21.541</b>	54.104 (2)	80.37	0.006	10:43:52.879
9 -	33.111	21.677	54.788	79.37	0.690	10:44:47.667

P19 44 SUP		Tony PARKER		Kawasaki ER650RR - insta/youtube 44notpol		
IDEAL LAP TIME : 54.093		BEST LAP TIME : 54.142		DIFFERENCE : 0.049		
LAP	SECTOR 1	SECTOR 2	LAP TIME	MPH	DIFF	TIME OF DAY
1 -	OUTLAP	23.048	1:03.256	68.74	9.114	10:38:52.530
2 -	34.461	22.168	56.629	76.79	2.487	10:39:49.159
3 -	33.396	21.857	55.253	78.70	1.111	10:40:44.412
4 -	33.548	22.153	55.701	78.07	1.559	10:41:40.113
5 -	32.577	22.494	55.071	78.96	0.929	10:42:35.184
6 -	32.813	21.726	54.539 (3)	79.73	0.397	10:43:29.723
7 -	33.011	21.999	55.010	79.05	0.868	10:44:24.733
8 -	32.794	21.837	54.631	79.59	0.489	10:45:19.364
9 -	<b>32.381</b>	21.761	<b>54.142 (1)</b>	<b>80.31</b>		<b>10:46:13.506</b>
10 -	33.207	21.909	55.116	78.89	0.974	10:47:08.622
11 -	32.632	<b>21.712</b>	54.344 (2)	80.01	0.202	10:48:02.966

P20 45 SUP		Terence QUINCE		Suzuki SV650 - K&Q, HM Racing, Titan-x		
IDEAL LAP TIME : 54.264		BEST LAP TIME : 54.264		DIFFERENCE : 0.000		
LAP	SECTOR 1	SECTOR 2	LAP TIME	MPH	DIFF	TIME OF DAY
1 -	35.559	22.850	58.409	74.45	4.145	10:37:40.024
2 -	33.716	22.218	55.934	77.74	1.670	10:38:35.958
3 -	33.709	22.767	56.476	76.99	2.212	10:39:32.434
4 -	33.388	22.504	55.892 (3)	77.80	1.628	10:40:28.326
5 -	33.883	22.708	56.591	76.84	2.327	10:41:24.917
6 -	33.899	22.010	55.909	77.78	1.645	10:42:20.826
7 -	34.225	22.295	56.520	76.93	2.256	10:43:17.346
8 -	33.362	22.717	56.079	77.54	1.815	10:44:13.425
9 -	<b>32.552</b>	<b>21.712</b>	<b>54.264 (1)</b>	<b>80.13</b>		<b>10:45:07.689</b>
10 -	34.183	22.703	56.886	76.44	2.622	10:46:04.575
11 -	32.555	21.981	54.536 (2)	79.73	0.272	10:46:59.111



# BMCRC - MRO Championships 2023 - Rnd 8 @ Brands Hatch Indy

## BMCRC Thunderbike Sport & Extreme & SuperTwins

### QUALIFYING - SECTOR ANALYSIS



SECTOR 1 = FL to I1, SECTOR 2 = I1 to FL, DIFF = Difference To Personal Best Lap, P = Crossed Finish Line in Pit Lane, D = Time Disallowed

P21 58 SUP Michael ALLEN		Kawasaki ER6 -				
IDEAL LAP TIME : 54.299		BEST LAP TIME : 54.299		DIFFERENCE : 0.000		
LAP	SECTOR 1	SECTOR 2	LAP TIME	MPH	DIFF	TIME OF DAY
1 -	OUTLAP	23.361	1:02.313	69.78	8.014	10:38:22.799
2 -	34.799	21.911	56.710	76.68	2.411	10:39:19.509
3 -	34.172	22.721	56.893	76.43	2.594	10:40:16.402
4 -	33.497	21.857	55.354	78.55	1.055	10:41:11.756
5 -	33.670	21.695	55.365	78.54	1.066	10:42:07.121
6 -	33.468	21.878	55.346	78.57	1.047	10:43:02.467
7 -	33.308	21.954	55.262	78.69	0.963	10:43:57.729
8 -	33.098	21.667	54.765 (3)	79.40	0.466	10:44:52.494
9 -	32.956	21.993	54.949	79.13	0.650	10:45:47.443
10 -	32.863	21.642	54.505 (2)	79.78	0.206	10:46:41.948
11 -	<b>32.695</b>	<b>21.604</b>	<b>54.299 (1)</b>	<b>80.08</b>		<b>10:47:36.247</b>
12 -	33.191	21.712	54.903	79.20	0.604	10:48:31.150

P22 81 Malvern MAY		Honda CBR600RR - IMP racing				
IDEAL LAP TIME : 54.157		BEST LAP TIME : 54.326		DIFFERENCE : 0.169		
LAP	SECTOR 1	SECTOR 2	LAP TIME	MPH	DIFF	TIME OF DAY
1 -	34.442	22.190	56.632	76.78	2.306	10:37:37.839
2 -	33.291	22.290	55.581	78.23	1.255	10:38:33.420
3 -	32.776	21.685	54.461 (3)	79.84	0.135	10:39:27.881
4 -	<b>32.588</b>	21.779	54.367 (2)	79.98	0.041	10:40:22.248
5 -	32.736	21.590	<b>54.326 (1)</b>	<b>80.04</b>		<b>10:41:16.574</b>
6 -	33.319	<b>21.569</b>	54.888	79.22	0.562	10:42:11.462

P23 139 Rob MARLEY		Honda CBR600F3 - PearTree Racing				
IDEAL LAP TIME :		BEST LAP TIME : 54.695		DIFFERENCE :		
LAP	SECTOR 1	SECTOR 2	LAP TIME	MPH	DIFF	TIME OF DAY
1 -			1:00.548	71.82	5.853	10:37:44.701
2 -			58.964	73.75	4.269	10:38:43.665
3 -			1:00.334	72.07	5.639	10:39:43.999
4 -			59.015	73.68	4.320	10:40:43.014
5 -			56.619	76.80	1.924	10:41:39.633
6 -			56.887	76.44	2.192	10:42:36.520
7 -			55.649	78.14	0.954	10:43:32.169
8 -			55.187 (2)	78.79	0.492	10:44:27.357
9 -			55.488	78.37	0.793	10:45:22.845
10 -			<b>54.695 (1)</b>	<b>79.50</b>		<b>10:46:17.540</b>
11 -			56.145	77.45	1.450	10:47:13.685
12 -			55.371 (3)	78.53	0.676	10:48:09.057

P24 689 David TREVEIL		Yamaha R6 -				
IDEAL LAP TIME : 54.888		BEST LAP TIME : 54.888		DIFFERENCE : 0.000		
LAP	SECTOR 1	SECTOR 2	LAP TIME	MPH	DIFF	TIME OF DAY
1 -	39.027	23.585	1:02.612	69.45	7.724	10:37:43.515
2 -	36.032	22.628	58.660	74.13	3.772	10:38:42.175
3 -	37.103	22.663	59.766	72.76	4.878	10:39:41.941
4 -	34.389	21.841	56.230	77.33	1.342	10:40:38.171
5 -	34.044	21.763	55.807	77.92	0.919	10:41:33.978
6 -	<b>33.200</b>	<b>21.688</b>	<b>54.888 (1)</b>	<b>79.22</b>		<b>10:42:28.866</b>
7 -	33.906	21.748	55.654 (3)	78.13	0.766	10:43:24.520
8 -	33.394	21.788	55.182 (2)	78.80	0.294	10:44:19.702
9 -	34.235	21.979	56.214	77.35	1.326	10:45:15.916
10 -	33.384	23.248	56.632	76.78	1.744	10:46:12.548
11 -	34.509	21.967	56.476	76.99	1.588	10:47:09.024
12 -	34.044	22.559	56.603	76.82	1.715	10:48:05.627

# BMCRC - MRO Championships 2023 - Rnd 8 @ Brands Hatch Indy

## BMCRC Thunderbike Sport & Extreme & SuperTwins

### QUALIFYING - SECTOR ANALYSIS



SECTOR 1 = FL to I1, SECTOR 2 = I1 to FL, DIFF = Difference To Personal Best Lap, P = Crossed Finish Line in Pit Lane, D = Time Disallowed

P25 109 SUP Chris CAYFORD			Honda CB500 - Multi-Tech Coachworks			
IDEAL LAP TIME : 54.829		BEST LAP TIME : 54.996		DIFFERENCE : 0.167		
LAP	SECTOR 1	SECTOR 2	LAP TIME	MPH	DIFF	TIME OF DAY
1 -	OUTLAP	23.183	1:00.781	71.54	5.785	10:38:25.032
2 -	34.088	22.657	56.745	76.63	1.749	10:39:21.777
3 -	33.215	22.452	55.667	78.11	0.671	10:40:17.444
4 -	34.409	22.604	57.013	76.27	2.017	10:41:14.457
5 -	32.897	22.348	55.245 (3)	78.71	0.249	10:42:09.702
6 -	32.816	22.343	55.159 (2)	78.83	0.163	10:43:04.861
7 -	32.716	<b>22.280</b>	<b>54.996 (1)</b>	<b>79.07</b>		<b>10:43:59.857</b>
8 -	33.175	22.306	55.481	78.38	0.485	10:44:55.338
9 -	<b>32.549</b>	22.865	55.414	78.47	0.418	10:45:50.752
10 -	32.964	22.896	55.860	77.84	0.864	10:46:46.612
11 -	33.234	22.883	56.117	77.49	1.121	10:47:42.729
12 -	35.065	23.426	58.491	74.34	3.495	10:48:41.220

P26 40 SUP Simon WILKINSON			Suzuki SV650 - S P Wilkinson Engineering Ltd			
IDEAL LAP TIME : 54.640		BEST LAP TIME : 55.097		DIFFERENCE : 0.457		
LAP	SECTOR 1	SECTOR 2	LAP TIME	MPH	DIFF	TIME OF DAY
1 -	34.865	22.390	57.255	75.95	2.158	10:37:55.931
2 -	33.812	22.859	56.671	76.73	1.574	10:38:52.602
3 -	34.582	22.065	56.647	76.76	1.550	10:39:49.249
4 -	33.908	21.681	55.589	78.22	0.492	10:40:44.838
5 -	33.795	<b>21.597</b>	55.392	78.50	0.295	10:41:40.230
6 -	34.344	22.353	56.697	76.69	1.600	10:42:36.927
7 -	33.717	22.063	55.780	77.95	0.683	10:43:32.707
8 -	33.867	21.777	55.644	78.15	0.547	10:44:28.351
9 -	<b>33.043</b>	22.054	<b>55.097 (1)</b>	<b>78.92</b>		<b>10:45:23.448</b>
10 -	33.488	21.677	55.165 (2)	78.82	0.068	10:46:18.613
11 -	33.655	22.085	55.740	78.01	0.643	10:47:14.353
12 -	33.377	21.866	55.243 (3)	78.71	0.146	10:48:09.596

P27 67 R Simon HARVEY			Suzuki SV650 -			
IDEAL LAP TIME : 54.849		BEST LAP TIME : 55.097		DIFFERENCE : 0.248		
LAP	SECTOR 1	SECTOR 2	LAP TIME	MPH	DIFF	TIME OF DAY
1 -	38.021	23.853	1:01.874	70.28	6.777	10:37:49.609
2 -	34.457	22.532	56.989	76.30	1.892	10:38:46.598
3 -	34.565	23.252	57.817	75.21	2.720	10:39:44.415
4 -	35.073	22.521	57.594	75.50	2.497	10:40:42.009
5 -	33.276	22.456	55.732	78.02	0.635	10:41:37.741
6 -	33.498	22.163	55.661	78.12	0.564	10:42:33.402
7 -	33.253	22.134	55.387	78.51	0.290	10:43:28.789
8 -	33.368	21.902	55.270 (3)	78.67	0.173	10:44:24.059
9 -	<b>33.061</b>	22.262	55.323	78.60	0.226	10:45:19.382
10 -	33.337	21.846	55.183 (2)	78.80	0.086	10:46:14.565
11 -	33.309	<b>21.788</b>	<b>55.097 (1)</b>	<b>78.92</b>		<b>10:47:09.662</b>
12 -	33.657	22.678	56.335	77.19	1.238	10:48:05.997

# BMCRC - MRO Championships 2023 - Rnd 8 @ Brands Hatch Indy

## BMCRC Thunderbike Sport & Extreme & SuperTwins

### QUALIFYING - SECTOR ANALYSIS



SECTOR 1 = FL to I1, SECTOR 2 = I1 to FL, DIFF = Difference To Personal Best Lap, P = Crossed Finish Line in Pit Lane, D = Time Disallowed

P28		54 E		Mark PUTTICK		Suzuki GSXR 750 -	
IDEAL LAP TIME : 54.965		BEST LAP TIME : 55.483		DIFFERENCE : 0.518			
LAP	SECTOR 1	SECTOR 2	LAP TIME	MPH	DIFF	TIME OF DAY	
1 -	OUTLAP	22.889	1:02.421	69.66	6.938	10:38:17.682	
2 -	35.397	23.150	58.547	74.27	3.064	10:39:16.229	
3 -	34.998	22.460	57.458	75.68	1.975	10:40:13.687	
4 -	33.970	22.181	56.151	77.44	0.668	10:41:09.838	
5 -	34.672	<b>21.719</b>	56.391	77.11	0.908	10:42:06.229	
6 -	34.076	22.080	56.156	77.43	0.673	10:43:02.385	
7 -	33.978	22.089	56.067	77.56	0.584	10:43:58.452	
8 -	33.555	22.060	55.615 (2)	78.19	0.132	10:44:54.067	
9 -	33.446	22.615	56.061	77.56	0.578	10:45:50.128	
10 -	33.301	22.182	<b>55.483 (1)</b>	<b>78.37</b>		<b>10:46:45.611</b>	
11 -	34.121	22.485	56.606	76.82	1.123	10:47:42.217	
12 -	<b>33.246</b>	22.473	55.719 (3)	78.04	0.236	10:48:37.936	

P29		4 SUP		Hayden KILLWORTH		Suzuki SK SV650 - Bradley Hix (H11xy) @Green Plant UK	
IDEAL LAP TIME : 55.484		BEST LAP TIME : 55.674		DIFFERENCE : 0.190			
LAP	SECTOR 1	SECTOR 2	LAP TIME	MPH	DIFF	TIME OF DAY	
1 -	36.466	23.769	1:00.235	72.19	4.561	10:37:45.732	
2 -	35.541	23.598	59.139	73.53	3.465	10:38:44.871	
3 -	35.535	IN PIT	1:16.955 P	56.50	21.281	10:40:01.826	
4 -	OUTLAP	23.035	1:00.400	71.99	4.726	10:41:02.226	
5 -	34.673	22.674	57.347	75.82	1.673	10:41:59.573	
6 -	33.516	22.385	55.901	77.79	0.227	10:42:55.474	
7 -	33.333	22.705	56.038	77.60	0.364	10:43:51.512	
8 -	33.446	<b>22.230</b>	55.676 (2)	78.10	0.002	10:44:47.188	
9 -	33.593	22.474	56.067	77.56	0.393	10:45:43.255	
10 -	33.268	22.406	<b>55.674 (1)</b>	<b>78.10</b>		<b>10:46:38.929</b>	
11 -	<b>33.254</b>	22.949	56.203	77.37	0.529	10:47:35.132	
12 -	33.366	22.424	55.790 (3)	77.94	0.116	10:48:30.922	

P30		137 R		Colin McPHERSON		Yamaha R6 -	
IDEAL LAP TIME : 55.665		BEST LAP TIME : 55.699		DIFFERENCE : 0.034			
LAP	SECTOR 1	SECTOR 2	LAP TIME	MPH	DIFF	TIME OF DAY	
1 -	35.893	22.857	58.750	74.01	3.051	10:37:35.627	
2 -	34.552	22.740	57.292	75.90	1.593	10:38:32.919	
3 -	34.585	22.846	57.431	75.71	1.732	10:39:30.350	
4 -	34.443	22.389	56.832	76.51	1.133	10:40:27.182	
5 -	34.261	22.415	56.676	76.72	0.977	10:41:23.858	
6 -	34.115	22.421	56.536	76.91	0.837	10:42:20.394	
7 -	34.365	<b>22.284</b>	56.649	76.76	0.950	10:43:17.043	
8 -	34.167	22.465	56.632	76.78	0.933	10:44:13.675	
9 -	<b>33.381</b>	22.318	<b>55.699 (1)</b>	<b>78.07</b>		<b>10:45:09.374</b>	
10 -	33.896	22.451	56.347 (3)	77.17	0.648	10:46:05.721	
11 -	33.823	22.348	56.171 (2)	77.41	0.472	10:47:01.892	
12 -	34.098	22.351	56.449	77.03	0.750	10:47:58.341	
13 -	34.147	23.626	57.773	75.27	2.074	10:48:56.114	

# BMCRC - MRO Championships 2023 - Rnd 8 @ Brands Hatch Indy

## BMCRC Thunderbike Sport & Extreme & SuperTwins

### QUALIFYING - SECTOR ANALYSIS



SECTOR 1 = FL to I1, SECTOR 2 = I1 to FL, DIFF = Difference To Personal Best Lap, P = Crossed Finish Line in Pit Lane, D = Time Disallowed

<b>P31 51</b>		<b>Paul BEESLEY</b>		Yamaha R6 -			
IDEAL LAP TIME : 55.656		BEST LAP TIME : 55.767		DIFFERENCE : 0.111			
LAP	SECTOR 1	SECTOR 2	LAP TIME	MPH	DIFF	TIME OF DAY	
1 -	38.668	23.542	1:02.210	69.90	6.443	10:37:43.921	
2 -	35.759	23.237	58.996	73.71	3.229	10:38:42.917	
3 -	36.173	22.563	58.736	74.03	2.969	10:39:41.653	
4 -	33.763	<b>22.262</b>	56.025 (3)	77.61	0.258	10:40:37.678	
5 -	33.879	22.529	56.408	77.09	0.641	10:41:34.086	
6 -	33.660	22.568	56.228	77.33	0.461	10:42:30.314	
7 -	33.865	22.813	56.678	76.72	0.911	10:43:26.992	
8 -	33.457	22.531	55.988 (2)	77.67	0.221	10:44:22.980	
9 -	33.701	22.623	56.324	77.20	0.557	10:45:19.304	
10 -	33.996	22.326	56.322	77.20	0.555	10:46:15.626	
11 -	34.538	22.844	57.382	75.78	1.615	10:47:13.008	
12 -	<b>33.394</b>	22.373	<b>55.767 (1)</b>	<b>77.97</b>		<b>10:48:08.775</b>	

<b>P32 46 SUP</b>		<b>Richard HODGES</b>		Suzuki SV650 -			
IDEAL LAP TIME : 55.995		BEST LAP TIME : 55.995		DIFFERENCE : 0.000			
LAP	SECTOR 1	SECTOR 2	LAP TIME	MPH	DIFF	TIME OF DAY	
1 -	OUTLAP	24.529	1:05.430	66.46	9.435	10:38:23.008	
2 -	36.771	23.522	1:00.293	72.12	4.298	10:39:23.301	
3 -	34.815	23.259	58.074	74.88	2.079	10:40:21.375	
4 -	34.352	22.711	57.063	76.20	1.068	10:41:18.438	
5 -	34.187	22.827	57.014	76.27	1.019	10:42:15.452	
6 -	34.450	24.074	58.524	74.30	2.529	10:43:13.976	
7 -	35.077	22.610	57.687	75.38	1.692	10:44:11.663	
8 -	33.616	22.671	56.287 (2)	77.25	0.292	10:45:07.950	
9 -	34.511	23.059	57.570	75.53	1.575	10:46:05.520	
10 -	<b>33.396</b>	<b>22.599</b>	<b>55.995 (1)</b>	<b>77.66</b>		<b>10:47:01.515</b>	
11 -	33.988	22.652	56.640 (3)	76.77	0.645	10:47:58.155	
12 -	33.826	25.989	59.815	72.70	3.820	10:48:57.970	

<b>P33 110 R</b>		<b>Michael CRUMPTON</b>		Honda CBR 600 RR -			
IDEAL LAP TIME : 56.237		BEST LAP TIME : 56.325		DIFFERENCE : 0.088			
LAP	SECTOR 1	SECTOR 2	LAP TIME	MPH	DIFF	TIME OF DAY	
1 -	36.518	23.111	59.629	72.92	3.304	10:37:37.496	
2 -	35.222	22.370	57.592	75.50	1.267	10:38:35.088	
3 -	34.304	<b>22.200</b>	56.504 (2)	76.96	0.179	10:39:31.592	
4 -	<b>34.037</b>	22.288	<b>56.325 (1)</b>	<b>77.20</b>		<b>10:40:27.917</b>	
5 -	34.254	22.308	56.562 (3)	76.88	0.237	10:41:24.479	
6 -	34.436	22.507	56.943	76.36	0.618	10:42:21.422	
7 -	34.517	22.347	56.864	76.47	0.539	10:43:18.286	
8 -	34.302	23.362	57.664	75.41	1.339	10:44:15.950	
9 -	34.931	22.642	57.573	75.53	1.248	10:45:13.523	
10 -	34.819	27.120	1:01.939	70.20	5.614	10:46:15.462	

<b>P34 93 SUP</b>		<b>Tony BOTTO</b>		Suzuki SV650 - TB Motorcycles			
IDEAL LAP TIME : 56.422		BEST LAP TIME : 56.522		DIFFERENCE : 0.100			
LAP	SECTOR 1	SECTOR 2	LAP TIME	MPH	DIFF	TIME OF DAY	
1 -	38.447	23.764	1:02.211	69.90	5.689	10:37:44.450	
2 -	35.555	23.104	58.659	74.13	2.137	10:38:43.109	
3 -	36.391	23.135	59.526	73.05	3.004	10:39:42.635	
4 -	34.789	22.663	57.452	75.69	0.930	10:40:40.087	
5 -	34.703	22.868	57.571	75.53	1.049	10:41:37.658	
6 -	34.895	22.789	57.684	75.38	1.162	10:42:35.342	
7 -	34.181	22.602	56.783 (3)	76.58	0.261	10:43:32.125	
8 -	34.852	<b>22.485</b>	57.337	75.84	0.815	10:44:29.462	
9 -	<b>33.937</b>	22.585	<b>56.522 (1)</b>	<b>76.93</b>		<b>10:45:25.984</b>	
10 -	34.160	22.550	56.710 (2)	76.68	0.188	10:46:22.694	
11 -	34.382	22.719	57.101	76.15	0.579	10:47:19.795	
12 -	34.245	22.741	56.986	76.31	0.464	10:48:16.781	

# BMCRC - MRO Championships 2023 - Rnd 8 @ Brands Hatch Indy

## BMCRC Thunderbike Sport & Extreme & SuperTwins

### QUALIFYING - SECTOR ANALYSIS



SECTOR 1 = FL to I1, SECTOR 2 = I1 to FL, DIFF = Difference To Personal Best Lap, P = Crossed Finish Line in Pit Lane, D = Time Disallowed

P35 114		Richard BATE		Yamaha R6 - TEAM PSR			
IDEAL LAP TIME : 56.554		BEST LAP TIME : 56.554		DIFFERENCE : 0.000			
LAP	SECTOR 1	SECTOR 2	LAP TIME	MPH	DIFF	TIME OF DAY	
1 -	OUTLAP	24.971	1:09.188	62.85	12.634	10:38:41.683	
2 -	38.465	23.372	1:01.837	70.32	5.283	10:39:43.520	
3 -	36.044	23.666	59.710	72.82	3.156	10:40:43.230	
4 -	36.832	23.355	1:00.187	72.25	3.633	10:41:43.417	
5 -	35.528	23.488	59.016	73.68	2.462	10:42:42.433	
6 -	35.338	23.217	58.555	74.26	2.001	10:43:40.988	
7 -	34.812	22.813	57.625	75.46	1.071	10:44:38.613	
8 -	34.540	22.962	57.502 (3)	75.62	0.948	10:45:36.115	
9 -	35.682	22.788	58.470	74.37	1.916	10:46:34.585	
10 -	<b>33.962</b>	<b>22.592</b>	<b>56.554 (1)</b>	<b>76.89</b>		<b>10:47:31.139</b>	
11 -	34.048	22.751	56.799 (2)	76.56	0.245	10:48:27.938	

P36 68		Mark HILL		DUCATI S2R - Mhp exhausts			
IDEAL LAP TIME : 57.013		BEST LAP TIME : 57.120		DIFFERENCE : 0.107			
LAP	SECTOR 1	SECTOR 2	LAP TIME	MPH	DIFF	TIME OF DAY	
1 -	OUTLAP	24.364	1:06.828	65.07	9.708	10:38:05.831	
2 -	36.688	23.498	1:00.186	72.25	3.066	10:39:06.017	
3 -	36.083	23.261	59.344	73.27	2.224	10:40:05.361	
4 -	35.574	23.103	58.677	74.11	1.557	10:41:04.038	
5 -	35.637	22.788	58.425	74.43	1.305	10:42:02.463	
6 -	35.589	22.686	58.275	74.62	1.155	10:43:00.738	
7 -	34.900	22.908	57.808	75.22	0.688	10:43:58.546	
8 -	34.754	<b>22.615</b>	57.369 (3)	75.80	0.249	10:44:55.915	
9 -	<b>34.398</b>	22.728	57.126 (2)	76.12	0.006	10:45:53.041	
10 -	34.428	22.692	<b>57.120 (1)</b>	<b>76.13</b>		<b>10:46:50.161</b>	
11 -	35.062	23.067	58.129	74.80	1.009	10:47:48.290	
12 -	34.706	22.815	57.521	75.60	0.401	10:48:45.811	

P37 42		David ATKINS		- DA PLUMBING and MECHANICAL LTD			
IDEAL LAP TIME : 57.214		BEST LAP TIME : 57.214		DIFFERENCE : 0.000			
LAP	SECTOR 1	SECTOR 2	LAP TIME	MPH	DIFF	TIME OF DAY	
1 -	37.320	24.985	1:02.305	69.79	5.091	10:37:51.026	
2 -	35.805	23.553	59.358	73.26	2.144	10:38:50.384	
3 -	34.965	23.481	58.446	74.40	1.232	10:39:48.830	
4 -	34.908	23.169	58.077 (3)	74.87	0.863	10:40:46.907	
5 -	34.928	23.056	57.984 (2)	74.99	0.770	10:41:44.891	
6 -	35.021	23.112	58.133	74.80	0.919	10:42:43.024	
7 -	35.012	23.387	58.399	74.46	1.185	10:43:41.423	
8 -	34.722	23.440	58.162	74.76	0.948	10:44:39.585	
9 -	<b>34.457</b>	<b>22.757</b>	<b>57.214 (1)</b>	<b>76.00</b>		<b>10:45:36.799</b>	
10 -	35.855	23.608	59.463	73.13	2.249	10:46:36.262	
11 -	35.320	24.066	59.386	73.22	2.172	10:47:35.648	

P38 49		Oli CHAYTOR		Yamaha R6 - PearTree Racing			
IDEAL LAP TIME : 57.905		BEST LAP TIME : 57.905		DIFFERENCE : 0.000			
LAP	SECTOR 1	SECTOR 2	LAP TIME	MPH	DIFF	TIME OF DAY	
1 -	40.367	24.792	1:05.159	66.73	7.254	10:37:50.546	
2 -	38.278	23.373	1:01.651	70.53	3.746	10:38:52.197	
3 -	36.366	23.186	59.552	73.02	1.647	10:39:51.749	
4 -	36.307	23.025	59.332	73.29	1.427	10:40:51.081	
5 -	37.461	23.477	1:00.938	71.36	3.033	10:41:52.019	
6 -	36.623	22.606	59.229 (3)	73.42	1.324	10:42:51.248	
7 -	36.229	22.852	59.081 (2)	73.60	1.176	10:43:50.329	
8 -	36.955	23.417	1:00.372	72.03	2.467	10:44:50.701	
9 -	36.218	23.059	59.277	73.36	1.372	10:45:49.978	
10 -	36.625	22.959	59.584	72.98	1.679	10:46:49.562	
11 -	<b>35.393</b>	<b>22.512</b>	<b>57.905 (1)</b>	<b>75.09</b>		<b>10:47:47.467</b>	

# BMCRC - MRO Championships 2023 - Rnd 8 @ Brands Hatch Indy

## BMCRC Thunderbike Sport & Extreme & SuperTwins

### QUALIFYING - SECTOR ANALYSIS



SECTOR 1 = FL to I1, SECTOR 2 = I1 to FL, DIFF = Difference To Personal Best Lap, P = Crossed Finish Line in Pit Lane, D = Time Disallowed

P39 333		Andrew HOUGHTON		Husqvarna FS450 - Bahnstormer BMW			
IDEAL LAP TIME : 58.611		BEST LAP TIME : 58.808		DIFFERENCE : 0.197			
LAP	SECTOR 1	SECTOR 2	LAP TIME	MPH	DIFF	TIME OF DAY	
1 -	OUTLAP	24.862	1:04.683	67.22	5.875	10:37:16.937	
2 -	36.075	24.140	1:00.215	72.21	1.407	10:38:17.152	
3 -	35.362	23.821	59.183	73.47	0.375	10:39:16.335	
4 -	36.359	23.745	1:00.104	72.35	1.296	10:40:16.439	
5 -	35.479	<b>23.528</b>	59.007 (2)	73.69	0.199	10:41:15.446	
6 -	35.534	23.575	59.109 (3)	73.56	0.301	10:42:14.555	
7 -	<b>35.083</b>	23.725	<b>58.808 (1)</b>	<b>73.94</b>		<b>10:43:13.363</b>	

# BMCRC - MRO Championships 2023 - Rnd 8 @ Brands Hatch Indy

## BMCRC Thunderbike Sport & Extreme & SuperTwins

### QUALIFYING - BEST SECTORS

SECTOR 1			SECTOR 2			IDEAL / BEST COMPARISON						
POS	NO	NAME	TIME	NO	NAME	TIME	POS	NO	NAME	IDEAL	BEST	DIFF
									<b>PERFECT LAP</b>	<b>50.729</b>		
1	1	HILL	<b>30.536</b>	97	MANN	<b>20.193</b>	1	97	MANN	50.750	50.816	<b>0.066</b>
2	97	MANN	<b>30.557</b>	1	HILL	<b>20.357</b>	2	1	HILL	50.893	50.893	<b>0.000</b>
3	151	DENYER	<b>30.969</b>	69	RUSSO	<b>20.641</b>	3	151	DENYER	51.727	51.865	<b>0.138</b>
4	86	KELMAN	<b>31.040</b>	118	CORKETT	<b>20.650</b>	4	69	RUSSO	51.794	52.050	<b>0.256</b>
5	52	FRICKER	<b>31.080</b>	129	CRIPPS	<b>20.653</b>	5	86	KELMAN	51.813	51.910	<b>0.097</b>
6	69	RUSSO	<b>31.153</b>	151	DENYER	<b>20.758</b>	6	52	FRICKER	51.860	51.950	<b>0.090</b>
7	129	CRIPPS	<b>31.214</b>	86	KELMAN	<b>20.773</b>	7	129	CRIPPS	51.867	52.140	<b>0.273</b>
8	118	CORKETT	<b>31.232</b>	52	FRICKER	<b>20.780</b>	8	118	CORKETT	51.882	52.025	<b>0.143</b>
9	74	BLACK	<b>31.424</b>	52	MANTELL	<b>20.881</b>	9	74	BLACK	52.555	52.816	<b>0.261</b>
10	6	FIRTH	<b>31.631</b>	48	WALLIS	<b>20.964</b>	10	52	MANTELL	52.558	52.558	<b>0.000</b>
11	52	MANTELL	<b>31.677</b>	124	SKINNER	<b>21.040</b>	11	6	FIRTH	52.721	53.005	<b>0.284</b>
12	77	MAY	<b>31.695</b>	25	DAY	<b>21.067</b>	12	77	MAY	52.805	52.805	<b>0.000</b>
13	25	DAY	<b>31.817</b>	6	FIRTH	<b>21.090</b>	13	48	WALLIS	52.824	52.824	<b>0.000</b>
14	48	WALLIS	<b>31.860</b>	77	MAY	<b>21.110</b>	14	25	DAY	52.884	52.884	<b>0.000</b>
15	994	HOWARD	<b>31.924</b>	74	BLACK	<b>21.131</b>	15	888	WRIGHT	53.134	53.205	<b>0.071</b>
16	888	WRIGHT	<b>31.997</b>	888	WRIGHT	<b>21.137</b>	16	994	HOWARD	53.192	53.243	<b>0.051</b>
17	7	TAYLOR	<b>32.070</b>	994	HOWARD	<b>21.268</b>	17	7	TAYLOR	53.611	54.098	<b>0.487</b>
18	44	PARKER	<b>32.381</b>	7	TAYLOR	<b>21.541</b>	18	124	SKINNER	53.662	53.662	<b>0.000</b>
19	109	CAYFORD	<b>32.549</b>	81	MAY	<b>21.569</b>	19	44	PARKER	54.093	54.142	<b>0.049</b>
20	45	QUINCE	<b>32.552</b>	40	WILKINSON	<b>21.597</b>	20	81	MAY	54.157	54.326	<b>0.169</b>
21	81	MAY	<b>32.588</b>	58	ALLEN	<b>21.604</b>	21	45	QUINCE	54.264	54.264	<b>0.000</b>
22	124	SKINNER	<b>32.622</b>	689	TREVEIL	<b>21.688</b>	22	58	ALLEN	54.299	54.299	<b>0.000</b>
23	58	ALLEN	<b>32.695</b>	44	PARKER	<b>21.712</b>	23	40	WILKINSON	54.640	55.097	<b>0.457</b>
24	40	WILKINSON	<b>33.043</b>	45	QUINCE	<b>21.712</b>	24	109	CAYFORD	54.829	54.996	<b>0.167</b>
25	67	HARVEY	<b>33.061</b>	54	PUTTICK	<b>21.719</b>	25	67	HARVEY	54.849	55.097	<b>0.248</b>
26	689	TREVEIL	<b>33.200</b>	67	HARVEY	<b>21.788</b>	26	689	TREVEIL	54.888	54.888	<b>0.000</b>
27	54	PUTTICK	<b>33.246</b>	110	CRUMPTON	<b>22.200</b>	27	54	PUTTICK	54.965	55.483	<b>0.518</b>
28	4	KILLWORTH	<b>33.254</b>	4	KILLWORTH	<b>22.230</b>	28	4	KILLWORTH	55.484	55.674	<b>0.190</b>
29	137	McPHERSON	<b>33.381</b>	51	BEESLEY	<b>22.262</b>	29	51	BEESLEY	55.656	55.767	<b>0.111</b>
30	51	BEESLEY	<b>33.394</b>	109	CAYFORD	<b>22.280</b>	30	137	McPHERSON	55.665	55.699	<b>0.034</b>
31	46	HODGES	<b>33.396</b>	137	McPHERSON	<b>22.284</b>	31	46	HODGES	55.995	55.995	<b>0.000</b>
32	93	BOTTO	<b>33.937</b>	93	BOTTO	<b>22.485</b>	32	110	CRUMPTON	56.237	56.325	<b>0.088</b>
33	114	BATE	<b>33.962</b>	49	CHAYTOR	<b>22.512</b>	33	93	BOTTO	56.422	56.522	<b>0.100</b>
34	110	CRUMPTON	<b>34.037</b>	114	BATE	<b>22.592</b>	34	114	BATE	56.554	56.554	<b>0.000</b>
35	68	HILL	<b>34.398</b>	46	HODGES	<b>22.599</b>	35	68	HILL	57.013	57.120	<b>0.107</b>
36	42	ATKINS	<b>34.457</b>	68	HILL	<b>22.615</b>	36	42	ATKINS	57.214	57.214	<b>0.000</b>
37	333	HOUGHTON	<b>35.083</b>	42	ATKINS	<b>22.757</b>	37	49	CHAYTOR	57.905	57.905	<b>0.000</b>
38	49	CHAYTOR	<b>35.393</b>	333	HOUGHTON	<b>23.528</b>	38	333	HOUGHTON	58.611	58.808	<b>0.197</b>
39							39	139	MARLEY		54.695	

# BMCRC - MRO Championships 2023 - Rnd 8 @ Brands Hatch Indy

## BMCRC Thunderbike Sport & Extreme & SuperTwins

### QUALIFYING - STATISTICS

**Competitors Started** 39  
**Planned Start** 2023-09-30 @ 10:30:00.000  
**Actual Start** 2023-09-30 @ 10:35:59.309  
**Finish Time** 2023-09-30 @ 10:48:00.693  
**Track Length** 1.2079mi.  
**Total Laps** 442  
**Total Distance Covered** 533.9119mi.

### Session Fastest Lap History

NO	CL	NAME	LAP TIME	TIME OF DAY	LAP	VEHICLE
1		Jeremy HILL	<b>51.901</b>	10:37:16.762	1	Yamaha R6
1		Jeremy HILL	<b>51.516</b>	10:38:08.279	2	Yamaha R6
1		Jeremy HILL	<b>50.893</b>	10:38:59.172	3	Yamaha R6
97		Alex MANN	<b>50.816</b>	10:46:54.825	12	Honda CBR600RR

### Flag History

TYPE	TIME OF DAY
GREEN	10:35:59.309
FINISH	10:48:00.693

### Flag Statistics

TYPE	COUNT	TOTAL LAPS	TOTAL TIME
Green	1	13	13:02.482
Red	0	0	0.000
Safety Car	0	0	0.000
FCY	0	0	0.000



# BMCRC - MRO Championships 2023 - Rnd 8 @ Brands Hatch Indy

## BMCRC Thunderbike Sport & Extreme & SuperTwins

### QUALIFYING - STATISTICS

CLASS :

18 Starters

#### Fastest Lap History

NO	NAME	LAP TIME	TIME OF DAY	LAP	VEHICLE
1	Jeremy HILL	51.901	10:37:16.762	1	Yamaha R6
1	Jeremy HILL	51.516	10:38:08.279	2	Yamaha R6
1	Jeremy HILL	50.893	10:38:59.172	3	Yamaha R6
97	Alex MANN	50.816	10:46:54.825	12	Honda CBR600RR

# BMCRC - MRO Championships 2023 - Rnd 8 @ Brands Hatch Indy

## BMCRC Thunderbike Sport & Extreme & SuperTwins

### QUALIFYING - STATISTICS

CLASS : R

5 Starters

#### Fastest Lap History

NO	NAME	LAP TIME	TIME OF DAY	LAP	VEHICLE
7	Darren TAYLOR	<b>57.600</b>	10:37:27.968	1	Kawasaki ZX6R
7	Darren TAYLOR	<b>55.607</b>	10:38:23.552	2	Kawasaki ZX6R
7	Darren TAYLOR	<b>55.176</b>	10:39:18.751	3	Kawasaki ZX6R
994	Adrian HOWARD	<b>54.129</b>	10:40:32.883	4	Suzuki GSXR 600
994	Adrian HOWARD	<b>53.957</b>	10:41:26.840	5	Suzuki GSXR 600
994	Adrian HOWARD	<b>53.526</b>	10:43:14.893	7	Suzuki GSXR 600
994	Adrian HOWARD	<b>53.243</b>	10:45:56.237	10	Suzuki GSXR 600

# BMCRC - MRO Championships 2023 - Rnd 8 @ Brands Hatch Indy

## BMCRC Thunderbike Sport & Extreme & SuperTwins

### QUALIFYING - STATISTICS

CLASS : SUP

10 Starters

#### Fastest Lap History

NO	NAME	LAP TIME	TIME OF DAY	LAP	VEHICLE
888	Brandon WRIGHT	56.842	10:37:29.996	1	Suzuki SV650
74	Daniel BLACK	56.674	10:37:30.309	1	Suzukis SV650
74	Daniel BLACK	54.532	10:38:24.842	2	Suzukis SV650
74	Daniel BLACK	54.361	10:39:19.202	3	Suzukis SV650
74	Daniel BLACK	53.601	10:41:07.727	5	Suzukis SV650
74	Daniel BLACK	53.424	10:42:01.151	6	Suzukis SV650
888	Brandon WRIGHT	53.216	10:43:52.992	8	Suzuki SV650
74	Daniel BLACK	53.119	10:45:38.373	10	Suzukis SV650
74	Daniel BLACK	52.816	10:47:25.941	12	Suzukis SV650

# BMCRC - MRO Championships 2023 - Rnd 8 @ Brands Hatch Indy

## BMCRC Thunderbike Sport & Extreme & SuperTwins

### QUALIFYING - STATISTICS

CLASS : E

7 Starters

#### Fastest Lap History

NO	NAME	LAP TIME	TIME OF DAY	LAP	VEHICLE
118	Darren CORKETT	<b>57.055</b>	10:37:27.984	1	Suzuki GSXR 600
52	Barry MANTELL	<b>57.001</b>	10:37:30.726	1	Honda 929 FIREBLADE
118	Darren CORKETT	<b>55.544</b>	10:38:23.538	2	Suzuki GSXR 600
52	Barry MANTELL	<b>55.038</b>	10:38:25.763	2	Honda 929 FIREBLADE
118	Darren CORKETT	<b>54.050</b>	10:39:17.581	3	Suzuki GSXR 600
129	Derek CRIPPS	<b>53.524</b>	10:39:31.681	3	Yamaha R1
129	Derek CRIPPS	<b>52.140</b>	10:40:23.820	4	Yamaha R1
118	Darren CORKETT	<b>52.025</b>	10:43:42.637	8	Suzuki GSXR 600

# BMCRC - MRO Championships 2023 - Rnd 8 @ Brands Hatch Indy



## BMCRC Thunderbike Sport & BMCRC SuperTwins

### RACE 7 - GRID (9 Laps)

ROW 12	36	127	John DAY	35	47	Tristan BOHANAN	34	35	Logan STONE
ROW 11			58.808	33	333	Andrew HOUGHTON	32	49	Oli CHAYTOR
							31	42	David ATKINS
ROW 10			57.120	30	68	Mark HILL	29	114	Richard BATE
							28	93	Tony BOTTO
ROW 9			56.325	27	110	Michael CRUMPTON	26	46	Richard HODGES
							25	51	Paul BEESLEY
ROW 8			55.699	24	137	Colin McPHERSON	23	4	Hayden KILLWORTH
							22	67	Simon HARVEY
ROW 7			55.097	21	40	Simon WILKINSON	20	109	Chris CAYFORD
							19	689	David TREVEIL
ROW 6			54.695	18	139	Rob MARLEY	17	81	Malvern MAY
							16	58	Michael ALLEN
ROW 5			54.264	15	45	Terence QUINCE	14	44	Tony PARKER
							13	7	Darren TAYLOR
ROW 4			53.243	12	994	Adrian HOWARD	11	888	Brandon WRIGHT
							10	25	Harrison DAY
ROW 3			52.824	9	48	Shaun WALLIS	8	74	Daniel BLACK
							7	77	David MAY
ROW 2			52.050	6	69	Tony RUSSO	5	52	Elliot FRICKER
							4	86	Jamie KELMAN
ROW 1			51.865	3	151	Andrew DENYER	2	1	Jeremy HILL
							1	97	Alex MANN
									<b>Pole</b>

Brands Hatch Indy: 1.2079 miles

These results are provisional until the conclusion of any judicial and technical matters.

Clerk Of Course :	Stewards :	Timekeeper : <i>Craig Smith</i>
-------------------	------------	------------------------------------

Results can be found at [www.tsl-timing.com](http://www.tsl-timing.com)

Printed - 10:51 Saturday, 30 September 2023



# BMCRC - MRO Championships 2023 - Rnd 8 @ Brands Hatch Indy



## BMCRC Thunderbike Sport & BMCRC SuperTwins

### RACE 7 - CLASSIFICATION

POS	NO	CL	PIC NAME	ENTRY	LAPS	TIME	GAP	DIFF	MPH	BEST	ON
1	1		1 Jeremy HILL	Yamaha R6 - Silver Arrows Racing / LT-Info.com	9	7:41.735			84.76	50.395	2
2	86		2 Jamie KELMAN	Kramer EVO 2 - Phased Out Racing / TSR vapour bl	9	7:53.871	12.136	12.136	82.59	51.600	6
3	52		3 Elliot FRICKER	Honda CBR600 - Credit card	9	7:56.705	14.970	2.834	82.09	51.733	6
4	69		4 Tony RUSSO	Yamaha R6 - Wymark Lubricants	9	7:56.774	15.039	0.069	82.08	51.525	6
5	48		5 Shaun WALLIS	Yamaha R6 - MBC Despatch Racing	9	8:00.071	18.336	3.297	81.52	51.716	7
6	151*		6 Andrew DENYER	Yamaha OW01 - me	9	8:04.143	22.408	4.072	80.83	51.335	8
7	25		7 Harrison DAY	Yamaha R6 -	9	8:05.691	23.956	1.548	80.58	52.639	5
8	81		8 Malvern MAY	Honda CBR600RR - IMP racing	9	8:08.454	26.719	2.763	80.12	52.842	7
9	994	R	1 Adrian HOWARD	Suzuki GSXR 600 - Geary Roofing & Building Serv	9	8:08.483	26.748	0.029	80.12	53.244	6
10	7	R	2 Darren TAYLOR	Kawasaki ZX6R - Market Cross Cafe Swaffham. Do	9	8:08.643	26.908	0.160	80.09	53.056	4
11	77*		9 David MAY	Suzuki GSXR600 - Orchard cooling/ team Silver Arr	9	8:14.590	32.855	5.947	79.13	53.052	2
12	44	SUP	1 Tony PARKER	Kawasaki ER650RR - insta/youtube 44notpol	9	8:16.778	35.043	2.188	78.78	53.925	9
13	58	SUP	2 Michael ALLEN	Kawasaki ER6 -	9	8:18.488	36.753	1.710	78.51	53.320	8
14	45	SUP	3 Terence QUINCE	Suzuki SV650 - K&Q, HM Racing, Titan-x	9	8:22.845	41.110	4.357	77.83	54.376	5
15	109	SUP	4 Chris CAYFORD	Honda CB500 - Multi-Tech Coachworks	9	8:23.122	41.387	0.277	77.78	54.514	7
16	4	SUP	5 Hayden KILLWORTH	Suzuki SK SV650 - Bradley Hix (H11xy) @Green P	9	8:23.262	41.527	0.140	77.76	54.518	6
17	888	SUP	6 Brandon WRIGHT	Suzuki SV650 - 888 Vapour	9	8:30.738	49.003	7.476	76.62	53.518	9
18	68		10 Mark HILL	DUCATI S2R - Mhp exhausts	9	8:35.536	53.801	4.798	75.91	55.789	9
19	67	R	3 Simon HARVEY	Suzuki SV650 -	9	8:36.834	55.099	1.298	75.72	55.496	9
20	137	R	4 Colin McPHERSON	Yamaha R6 -	8	7:41.812	1 Lap	1 Lap	75.33	56.123	4
21	40	SUP	7 Simon WILKINSON	Suzuki SV650 - S P Wilkinson Engineering Ltd	8	7:42.683	1 Lap	0.871	75.18	56.508	2
22	51		11 Paul BEESLEY	Yamaha R6 -	8	7:43.053	1 Lap	0.370	75.12	56.431	8
23	46	SUP	8 Richard HODGES	Suzuki SV650 -	8	7:43.336	1 Lap	0.283	75.08	55.753	7
24	114		12 Richard BATE	Yamaha R6 - TEAM PSR	8	7:47.619	1 Lap	4.283	74.39	56.697	7
25	689		13 David TREVEIL	Yamaha R6 -	8	7:47.646	1 Lap	0.027	74.39	56.496	8
26	47	SUP	9 Tristan BOHANAN	SUZUKI SV 650 -	8	7:48.696	1 Lap	1.050	74.22	56.635	5
27	93*	SUP	10 Tony BOTTO	Suzuki SV650 - TB Motorcycles	8	7:48.836	1 Lap	0.140	74.20	56.708	6
28	42		14 David ATKINS	- DA PLUMBING and MECHANICAL LTD	8	8:01.702	1 Lap	12.866	72.22	58.286	2
29	110	R	5 Michael CRUMPTON	Honda CBR 600 RR -	8	8:02.899	1 Lap	1.197	72.04	57.091	7
30	49		15 Oli CHAYTOR	Yamaha R6 - PearTree Racing	8	8:06.462	1 Lap	3.563	71.51	58.531	8
31	333		16 Andrew HOUGHTON	Husqvarna FS450 - Bahnstomer BMW	8	8:08.962	1 Lap	2.500	71.14	59.023	7

#### NOT CLASSIFIED

DNF	139		Rob MARLEY	Honda CBR600F3 - PearTree Racing	7	6:31.304	2 Laps	1 Lap	77.79	54.121	7
DNF	74	SUP	Daniel BLACK	Suzukis SV650 - DAD	2	1:53.256	7 Laps	5 Laps	76.79	53.466	2
DNF	97		Alex MANN	Honda CBR600RR - Michael Jones Jeweller, Espri	1	57.688	8 Laps	1 Lap	75.38		

#### FASTEST LAP

	1		Jeremy HILL	Yamaha R6 - Silver Arrows Racing / LT-Info.com	2	50.395		86.29 mph		138.87 kph	
	7	R	Darren TAYLOR	Kawasaki ZX6R - Market Cross Cafe Swaffham. Do	4	53.056		81.96 mph		131.90 kph	
	58	SUP	Michael ALLEN	Kawasaki ER6 -	8	53.320		81.55 mph		131.25 kph	

- \* No. 93 - Please fit a working transponder
- \* No. 77 - 10 second penalty - jump start
- \* No. 151 - 10 second penalty - yellow flag infringement

Class - 92.5% of Race Speed = 78.40 mph  
 Class R - 92.5% of Race Speed = 74.11 mph  
 Class SUP - 92.5% of Race Speed = 72.87 mph

Race Distance: 9 Laps / 10.87 miles  
 Brands Hatch Indy: 1.2079 miles  
 Date: 30/09/2023 Start: 13:40 Finish: 13:48

Weather / Track : Cloudy / Dry  
 These results are provisional until the conclusion of any judicial and technical matters.

Clerk Of Course :	Stewards :	Timekeeper : <i>Craig Smith</i>
-------------------	------------	------------------------------------

Results can be found at [www.tsl-timing.com](http://www.tsl-timing.com)

Printed - 14:03 Saturday, 30 September 2023



BMCR - MRO Championships 2023 - Rnd 8 @ Brands Hatch Indy

BMCR Thunderbike Sport & BMCR SuperTwins

RACE 7 - LAP CHART

LAP 1 @ 13:41:38.261

Table with 3 columns: NO, BEHIND, LAP TIME. Lists riders and their lap times for Lap 1, including rider 1 and others.

Table with 3 columns: NO, BEHIND, LAP TIME. Lists riders 93, 114, 689, 42, 49, 333, 888.

LAP 3 @ 13:43:19.375

Table with 3 columns: NO, BEHIND, LAP TIME. Lists riders and their lap times for Lap 3, including rider 1 and others.

LAP 2 @ 13:42:28.656

Table with 3 columns: NO, BEHIND, LAP TIME. Lists riders and their lap times for Lap 2, including rider 1 and others.

LAP 4 @ 13:44:10.451

Table with 3 columns: NO, BEHIND, LAP TIME. Lists riders and their lap times for Lap 4, including rider 1 and others.

Table with 3 columns: NO, BEHIND, LAP TIME. Lists riders 51, 67, 46, 47, 114, 689, 888.

LAP 5 @ 13:45:01.451

Table with 3 columns: NO, BEHIND, LAP TIME. Lists riders and their lap times for Lap 5, including rider 1 and others.

LAP 6 @ 13:45:52.190

Table with 3 columns: NO, BEHIND, LAP TIME. Lists riders and their lap times for Lap 6, including rider 1 and others.

Table with 3 columns: NO, BEHIND, LAP TIME. Lists riders 109, 4, 68, 137, 40, 67, 888.

LAP 7 @ 13:46:42.785

Table with 3 columns: NO, BEHIND, LAP TIME. Lists riders and their lap times for Lap 7, including rider 1 and others.

LAP 8 @ 13:47:33.338

Table with 3 columns: NO, BEHIND, LAP TIME. Lists riders and their lap times for Lap 8, including rider 1 and others.

Table with 3 columns: NO, BEHIND, LAP TIME. Lists riders 994, 44, 58, 45, 109, 4, 888, 68, 67.

LAP 9 @ 13:48:24.539

Table with 3 columns: NO, BEHIND, LAP TIME. Lists riders and their lap times for Lap 9, including rider 1 and others.

# BMCRC - MRO Championships 2023 - Rnd 8 @ Brands Hatch Indy

## BMCRC Thunderbike Sport & BMCRC SuperTwins

### RACE 7 - POSITION CHART

No	Name	Lap										
		Pos	1	2	3	4	5	6	7	8	9	
97	MANN	1	1	1	1	1	1	1	1	1	1	
1	HILL	2	86	86	86	86	86	86	86	86	86	
151	DENYER	3	97	151	151	52	52	52	151	151	151	
86	KELMAN	4	77	77	52	151	151	151	52	69	52	
52	FRICKER	5	151	52	69	69	69	69	69	52	69	
69	RUSSO	6	69	69	77	77	48	48	48	48	48	
77	MAY	7	52	48	48	48	77	77	77	77	77	
74	BLACK	8	48	74	7	7	7	25	25	25	25	
48	WALLIS	9	74	7	25	25	25	7	7	81	81	
25	DAY	10	7	994	994	994	994	994	81	7	994	
888	WRIGHT	11	994	25	81	81	81	81	994	994	7	
994	HOWARD	12	25	81	44	44	44	44	44	44	44	
7	TAYLOR	13	44	44	139	139	139	139	139	58	58	
44	PARKER	14	81	139	58	58	58	58	58	45	45	
45	QUINCE	15	139	58	45	45	45	45	45	109	109	
58	ALLEN	16	45	45	109	109	109	109	109	4	4	
81	MAY	17	58	109	4	4	4	4	4	888	888	
139	MARLEY	18	109	4	40	68	68	68	888	68	68	
689	TREVEIL	19	4	40	68	40	137	137	68	67	67	
109	CAYFORD	20	40	68	51	137	40	40	137	137		
40	WILKINSON	21	68	51	137	51	51	67	67	40		
67	HARVEY	22	51	67	67	67	67	888	40	51		
4	KILLWORTH	23	67	137	46	46	46	51	51	46		
137	McPHERSON	24	137	110	47	47	888	46	46	114		
51	BEESELEY	25	110	46	93	114	47	47	114	689		
46	HODGES	26	114	47	114	689	114	114	47	47		
110	CRUMPTON	27	46	93	689	888	689	689	689	93		
93	BOTTO	28	93	114	42	93	93	93	93	42		
114	BATE	29	47	689	888	42	42	42	42	110		
68	HILL	30	689	42	333	49	49	110	110	49		
42	ATKINS	31	42	49	49	333	110	49	49	333		
49	CHAYTOR	32	49	333	110	110	333	333	333			
333	HOUGHTON	33	333	888								
47	BOHANAN	34	888									



# BMCRC - MRO Championships 2023 - Rnd 8 @ Brands Hatch Indy

## BMCRC Thunderbike Sport & BMCRC SuperTwins

### RACE 7 - SECTOR ANALYSIS



SECTOR 1 = FL to I1, SECTOR 2 = I1 to FL, DIFF = Difference To Personal Best Lap, P = Crossed Finish Line in Pit Lane, D = Time Disallowed

P1 1		Jeremy HILL		Yamaha R6 - Silver Arrows Racing / LT-Info.com			
IDEAL LAP TIME : 50.395		BEST LAP TIME : 50.395		DIFFERENCE : 0.000			
LAP	SECTOR 1	SECTOR 2	LAP TIME	MPH	DIFF	TIME OF DAY	
1 -		20.310	55.457	78.41	5.062	13:41:38.261	
2 -	<b>30.214</b>	<b>20.181</b>	<b>50.395 (1)</b>	<b>86.29</b>		<b>13:42:28.656</b>	
3 -	30.508	20.211	50.719	85.73	0.324	13:43:19.375	
4 -	30.728	20.348	51.076	85.13	0.681	13:44:10.451	
5 -	30.702	20.298	51.000	85.26	0.605	13:45:01.451	
6 -	30.256	20.483	50.739	85.70	0.344	13:45:52.190	
7 -	30.375	20.220	50.595 (3)	85.94	0.200	13:46:42.785	
8 -	30.294	20.259	50.553 (2)	86.02	0.158	13:47:33.338	
9 -	30.535	20.666	51.201	84.93	0.806	13:48:24.539	

P2 86		Jamie KELMAN		Kramer EVO 2 - Phased Out Racing /TSR vapour blasting			
IDEAL LAP TIME : 51.600		BEST LAP TIME : 51.600		DIFFERENCE : 0.000			
LAP	SECTOR 1	SECTOR 2	LAP TIME	MPH	DIFF	TIME OF DAY	
1 -		20.803	56.750	76.62	5.150	13:41:39.554	
2 -	31.140	20.817	51.957 (3)	83.69	0.357	13:42:31.511	
3 -	31.290	20.761	52.051	83.54	0.451	13:43:23.562	
4 -	31.171	20.843	52.014	83.60	0.414	13:44:15.576	
5 -	31.052	20.831	51.883 (2)	83.81	0.283	13:45:07.459	
6 -	<b>30.924</b>	<b>20.676</b>	<b>51.600 (1)</b>	<b>84.27</b>		<b>13:45:59.059</b>	
7 -	31.214	21.903	53.117	81.86	1.517	13:46:52.176	
8 -	31.294	20.969	52.263	83.20	0.663	13:47:44.439	
9 -	31.356	20.880	52.236	83.24	0.636	13:48:36.675	

P3 151		Andrew DENYER		Yamaha OW01 - me			
IDEAL LAP TIME : 51.335		BEST LAP TIME : 51.335		DIFFERENCE : 0.000			
LAP	SECTOR 1	SECTOR 2	LAP TIME	MPH	DIFF	TIME OF DAY	
1 -		21.110	58.230	74.67	6.895	13:41:41.034	
2 -	31.263	21.033	52.296	83.15	0.961	13:42:33.330	
3 -	31.408	20.912	52.320	83.11	0.985	13:43:25.650	
4 -	31.837	20.784	52.621	82.64	1.286	13:44:18.271	
5 -	31.347	20.871	52.218	83.27	0.883	13:45:10.489	
6 -	30.943	20.806	51.749 (3)	84.03	0.414	13:46:02.238	
7 -	30.841	20.777	51.618 (2)	84.24	0.283	13:46:53.856	
8 -	<b>30.710</b>	<b>20.625</b>	<b>51.335 (1)</b>	<b>84.71</b>		<b>13:47:45.191</b>	
9 -	31.126	20.630	51.756	84.02	0.421	13:48:36.947	

P4 52		Elliot FRICKER		Honda CBR600 - Credit card			
IDEAL LAP TIME : 51.693		BEST LAP TIME : 51.733		DIFFERENCE : 0.040			
LAP	SECTOR 1	SECTOR 2	LAP TIME	MPH	DIFF	TIME OF DAY	
1 -		21.114	58.442	74.40	6.709	13:41:41.246	
2 -	31.631	21.098	52.729	82.47	0.996	13:42:33.975	
3 -	31.166	20.871	52.037 (2)	83.56	0.304	13:43:26.012	
4 -	31.199	20.971	52.170	83.35	0.437	13:44:18.182	
5 -	31.231	20.987	52.218	83.27	0.485	13:45:10.400	
6 -	<b>30.873</b>	20.860	<b>51.733 (1)</b>	<b>84.05</b>		<b>13:46:02.133</b>	
7 -	31.096	20.942	52.038 (3)	83.56	0.305	13:46:54.171	
8 -	31.209	21.631	52.840	82.29	1.107	13:47:47.011	
9 -	31.678	<b>20.820</b>	52.498	82.83	0.765	13:48:39.509	

# BMCRC - MRO Championships 2023 - Rnd 8 @ Brands Hatch Indy

## BMCRC Thunderbike Sport & BMCRC SuperTwins

### RACE 7 - SECTOR ANALYSIS



SECTOR 1 = FL to I1, SECTOR 2 = I1 to FL, DIFF = Difference To Personal Best Lap, P = Crossed Finish Line in Pit Lane, D = Time Disallowed

P5 69		Tony RUSSO		Yamaha R6 - Wymark Lubricants		
IDEAL LAP TIME : 51.525		BEST LAP TIME : 51.525		DIFFERENCE : 0.000		
LAP	SECTOR 1	SECTOR 2	LAP TIME	MPH	DIFF	TIME OF DAY
1 -		20.774	58.390	74.47	6.865	13:41:41.194
2 -	32.166	20.679	52.845	82.28	1.320	13:42:34.039
3 -	32.098	20.854	52.952	82.12	1.427	13:43:26.991
4 -	32.036	20.822	52.858	82.26	1.333	13:44:19.849
5 -	31.002	20.644	51.646 (3)	84.20	0.121	13:45:11.495
6 -	<b>30.956</b>	<b>20.569</b>	<b>51.525 (1)</b>	<b>84.39</b>		<b>13:46:03.020</b>
7 -	31.055	20.590	51.645 (2)	84.20	0.120	13:46:54.665
8 -	31.638	20.684	52.322	83.11	0.797	13:47:46.987
9 -	31.897	20.694	52.591	82.68	1.066	13:48:39.578

P6 48		Shaun WALLIS		Yamaha R6 - MBC Despatch Racing		
IDEAL LAP TIME : 51.686		BEST LAP TIME : 51.716		DIFFERENCE : 0.030		
LAP	SECTOR 1	SECTOR 2	LAP TIME	MPH	DIFF	TIME OF DAY
1 -		20.883	58.889	73.84	7.173	13:41:41.693
2 -	32.090	20.726	52.816	82.33	1.100	13:42:34.509
3 -	31.912	20.870	52.782	82.38	1.066	13:43:27.291
4 -	32.296	20.870	53.166	81.79	1.450	13:44:20.457
5 -	31.372	20.768	52.140 (3)	83.40	0.424	13:45:12.597
6 -	<b>31.069</b>	20.862	51.931 (2)	83.73	0.215	13:46:04.528
7 -	31.099	<b>20.617</b>	<b>51.716 (1)</b>	<b>84.08</b>		<b>13:46:56.244</b>
8 -	31.781	21.708	53.489	81.29	1.773	13:47:49.733
9 -	31.630	21.512	53.142	81.82	1.426	13:48:42.875

P7 25		Harrison DAY		Yamaha R6 -		
IDEAL LAP TIME : 52.596		BEST LAP TIME : 52.639		DIFFERENCE : 0.043		
LAP	SECTOR 1	SECTOR 2	LAP TIME	MPH	DIFF	TIME OF DAY
1 -		21.113	1:00.789	71.53	8.150	13:41:43.593
2 -	32.944	21.136	54.080	80.41	1.441	13:42:37.673
3 -	31.998	21.177	53.175	81.77	0.536	13:43:30.848
4 -	32.176	21.246	53.422	81.40	0.783	13:44:24.270
5 -	<b>31.549</b>	21.090	<b>52.639 (1)</b>	<b>82.61</b>		<b>13:45:16.909</b>
6 -	31.829	21.138	52.967	82.10	0.328	13:46:09.876
7 -	31.600	21.111	52.711 (2)	82.49	0.072	13:47:02.587
8 -	31.686	<b>21.047</b>	52.733 (3)	82.46	0.094	13:47:55.320
9 -	31.965	21.210	53.175	81.77	0.536	13:48:48.495

P8 81		Malvern MAY		Honda CBR600RR - IMP racing		
IDEAL LAP TIME : 52.600		BEST LAP TIME : 52.842		DIFFERENCE : 0.242		
LAP	SECTOR 1	SECTOR 2	LAP TIME	MPH	DIFF	TIME OF DAY
1 -		21.683	1:01.657	70.52	8.815	13:41:44.461
2 -	32.341	21.383	53.724	80.94	0.882	13:42:38.185
3 -	32.507	<b>21.102</b>	53.609	81.11	0.767	13:43:31.794
4 -	31.962	<b>21.102</b>	53.064 (3)	81.95	0.222	13:44:24.858
5 -	32.169	21.418	53.587	81.15	0.745	13:45:18.445
6 -	31.916	21.155	53.071	81.93	0.229	13:46:11.516
7 -	31.705	21.137	<b>52.842 (1)</b>	<b>82.29</b>		<b>13:47:04.358</b>
8 -	<b>31.498</b>	21.346	52.844 (2)	82.29	0.002	13:47:57.202
9 -	32.352	21.704	54.056	80.44	1.214	13:48:51.258

# BMCRC - MRO Championships 2023 - Rnd 8 @ Brands Hatch Indy

## BMCRC Thunderbike Sport & BMCRC SuperTwins

### RACE 7 - SECTOR ANALYSIS



SECTOR 1 = FL to I1, SECTOR 2 = I1 to FL, DIFF = Difference To Personal Best Lap, P = Crossed Finish Line in Pit Lane, D = Time Disallowed

P9 994 R		Adrian HOWARD		Suzuki GSXR 600 - Geary Roofing & Building Services			
IDEAL LAP TIME : 53.006		BEST LAP TIME : 53.244		DIFFERENCE : 0.238			
LAP	SECTOR 1	SECTOR 2	LAP TIME	MPH	DIFF	TIME OF DAY	
1 -		21.525	1:00.696	71.64	7.452	13:41:43.500	
2 -	32.704	21.403	54.107	80.37	0.863	13:42:37.607	
3 -	32.434	21.347	53.781	80.85	0.537	13:43:31.388	
4 -	31.957	21.335	53.292 (3)	81.59	0.048	13:44:24.680	
5 -	32.153	21.246	53.399	81.43	0.155	13:45:18.079	
6 -	32.002	<b>21.242</b>	<b>53.244 (1)</b>	<b>81.67</b>		<b>13:46:11.323</b>	
7 -	32.053	21.285	53.338	81.52	0.094	13:47:04.661	
8 -	<b>31.764</b>	21.513	53.277 (2)	81.62	0.033	13:47:57.938	
9 -	32.087	21.262	53.349	81.51	0.105	13:48:51.287	

P10 7 R		Darren TAYLOR		Kawasaki ZX6R - Market Cross Cafe Swaffham. Downham Acci			
IDEAL LAP TIME : 52.700		BEST LAP TIME : 53.056		DIFFERENCE : 0.356			
LAP	SECTOR 1	SECTOR 2	LAP TIME	MPH	DIFF	TIME OF DAY	
1 -		21.358	1:00.099	72.35	7.043	13:41:42.903	
2 -	32.371	21.320	53.691	80.99	0.635	13:42:36.594	
3 -	32.203	21.297	53.500	81.28	0.444	13:43:30.094	
4 -	<b>31.719</b>	21.337	<b>53.056 (1)</b>	<b>81.96</b>		<b>13:44:23.150</b>	
5 -	32.209	21.199	53.408 (3)	81.42	0.352	13:45:16.558	
6 -	32.492	21.466	53.958	80.59	0.902	13:46:10.516	
7 -	32.305	21.247	53.552	81.20	0.496	13:47:04.068	
8 -	32.135	21.267	53.402 (2)	81.43	0.346	13:47:57.470	
9 -	32.996	<b>20.981</b>	53.977	80.56	0.921	13:48:51.447	

P11 77		David MAY		Suzuki GSXR600 - Orchard cooling/ team Silver Arrows			
IDEAL LAP TIME : 53.052		BEST LAP TIME : 53.052		DIFFERENCE : 0.000			
LAP	SECTOR 1	SECTOR 2	LAP TIME	MPH	DIFF	TIME OF DAY	
1 -		21.191	57.967	75.01	4.915	13:41:40.771	
2 -	<b>31.918</b>	<b>21.134</b>	<b>53.052 (1)</b>	<b>81.96</b>		<b>13:42:33.823</b>	
3 -	31.940	21.258	53.198 (2)	81.74	0.146	13:43:27.021	
4 -	32.096	21.212	53.308	81.57	0.256	13:44:20.329	
5 -	32.106	21.328	53.434	81.38	0.382	13:45:13.763	
6 -	31.963	21.242	53.205 (3)	81.73	0.153	13:46:06.968	
7 -	32.025	21.368	53.393	81.44	0.341	13:47:00.361	
8 -	32.182	21.276	53.458	81.34	0.406	13:47:53.819	
9 -	32.324	21.251	53.575	81.16	0.523	13:48:47.394	

P12 44 SUP		Tony PARKER		Kawasaki ER650RR - insta/youtube 44notpol			
IDEAL LAP TIME : 53.925		BEST LAP TIME : 53.925		DIFFERENCE : 0.000			
LAP	SECTOR 1	SECTOR 2	LAP TIME	MPH	DIFF	TIME OF DAY	
1 -		21.771	1:01.594	70.60	7.669	13:41:44.398	
2 -	32.877	21.806	54.683	79.52	0.758	13:42:39.081	
3 -	33.103	21.630	54.733	79.45	0.808	13:43:33.814	
4 -	32.927	21.845	54.772	79.39	0.847	13:44:28.586	
5 -	32.722	21.732	54.454	79.85	0.529	13:45:23.040	
6 -	32.480	21.607	54.087 (2)	80.40	0.162	13:46:17.127	
7 -	32.455	21.691	54.146 (3)	80.31	0.221	13:47:11.273	
8 -	32.728	21.656	54.384	79.96	0.459	13:48:05.657	
9 -	<b>32.346</b>	<b>21.579</b>	<b>53.925 (1)</b>	<b>80.64</b>		<b>13:48:59.582</b>	

# BMCRC - MRO Championships 2023 - Rnd 8 @ Brands Hatch Indy

## BMCRC Thunderbike Sport & BMCRC SuperTwins

### RACE 7 - SECTOR ANALYSIS



SECTOR 1 = FL to I1, SECTOR 2 = I1 to FL, DIFF = Difference To Personal Best Lap, P = Crossed Finish Line in Pit Lane, D = Time Disallowed

P13 58 SUP Michael ALLEN		Kawasaki ER6 -				
IDEAL LAP TIME : 53.320		BEST LAP TIME : 53.320		DIFFERENCE : 0.000		
LAP	SECTOR 1	SECTOR 2	LAP TIME	MPH	DIFF	TIME OF DAY
1 -		21.802	1:03.402	68.58	10.082	13:41:46.206
2 -	33.770	21.687	55.457	78.41	2.137	13:42:41.663
3 -	33.354	21.552	54.906	79.20	1.586	13:43:36.569
4 -	33.302	21.693	54.995	79.07	1.675	13:44:31.564
5 -	33.002	21.488	54.490	79.80	1.170	13:45:26.054
6 -	32.727	21.393	54.120	80.35	0.800	13:46:20.174
7 -	32.655	21.365	54.020 (3)	80.49	0.700	13:47:14.194
8 -	<b>32.191</b>	<b>21.129</b>	<b>53.320 (1)</b>	<b>81.55</b>		<b>13:48:07.514</b>
9 -	32.532	21.246	53.778 (2)	80.86	0.458	13:49:01.292

P14 45 SUP Terence QUINCE		Suzuki SV650 - K&Q, HM Racing, Titan-x				
IDEAL LAP TIME : 54.233		BEST LAP TIME : 54.376		DIFFERENCE : 0.143		
LAP	SECTOR 1	SECTOR 2	LAP TIME	MPH	DIFF	TIME OF DAY
1 -		22.052	1:03.320	68.67	8.944	13:41:46.124
2 -	33.583	22.122	55.705	78.06	1.329	13:42:41.829
3 -	33.433	22.326	55.759	77.98	1.383	13:43:37.588
4 -	33.035	<b>21.716</b>	54.751	79.42	0.375	13:44:32.339
5 -	<b>32.517</b>	21.859	<b>54.376 (1)</b>	<b>79.97</b>		<b>13:45:26.715</b>
6 -	32.530	21.898	54.428 (2)	79.89	0.052	13:46:21.143
7 -	32.555	21.878	54.433 (3)	79.88	0.057	13:47:15.576
8 -	33.238	22.021	55.259	78.69	0.883	13:48:10.835
9 -	32.572	22.242	54.814	79.33	0.438	13:49:05.649

P15 109 SUP Chris CAYFORD		Honda CB500 - Multi-Tech Coachworks				
IDEAL LAP TIME : 54.255		BEST LAP TIME : 54.514		DIFFERENCE : 0.259		
LAP	SECTOR 1	SECTOR 2	LAP TIME	MPH	DIFF	TIME OF DAY
1 -		22.437	1:03.885	68.06	9.371	13:41:46.689
2 -	33.450	22.453	55.903	77.78	1.389	13:42:42.592
3 -	32.937	22.377	55.314	78.61	0.800	13:43:37.906
4 -	32.950	22.168	55.118	78.89	0.604	13:44:33.024
5 -	32.574	<b>21.994</b>	54.568 (2)	79.69	0.054	13:45:27.592
6 -	32.541	22.034	54.575 (3)	79.68	0.061	13:46:22.167
7 -	32.519	21.995	<b>54.514 (1)</b>	<b>79.77</b>		<b>13:47:16.681</b>
8 -	32.547	22.062	54.609	79.63	0.095	13:48:11.290
9 -	<b>32.261</b>	22.375	54.636	79.59	0.122	13:49:05.926

P16 4 SUP Hayden KILLWORTH		Suzuki SK SV650 - Bradley Hix (H11xy) @Green Plant UK				
IDEAL LAP TIME : 54.379		BEST LAP TIME : 54.518		DIFFERENCE : 0.139		
LAP	SECTOR 1	SECTOR 2	LAP TIME	MPH	DIFF	TIME OF DAY
1 -		22.505	1:04.509	67.41	9.991	13:41:47.313
2 -	33.004	22.424	55.428	78.45	0.910	13:42:42.741
3 -	33.100	22.175	55.275	78.67	0.757	13:43:38.016
4 -	32.993	22.139	55.132	78.87	0.614	13:44:33.148
5 -	32.666	<b>21.871</b>	54.537 (2)	79.73	0.019	13:45:27.685
6 -	32.635	21.883	<b>54.518 (1)</b>	<b>79.76</b>		<b>13:46:22.203</b>
7 -	32.701	21.930	54.631	79.59	0.113	13:47:16.834
8 -	32.736	21.888	54.624	79.60	0.106	13:48:11.458
9 -	<b>32.508</b>	22.100	54.608 (3)	79.63	0.090	13:49:06.066

# BMCRC - MRO Championships 2023 - Rnd 8 @ Brands Hatch Indy

## BMCRC Thunderbike Sport & BMCRC SuperTwins

### RACE 7 - SECTOR ANALYSIS



SECTOR 1 = FL to I1, SECTOR 2 = I1 to FL, DIFF = Difference To Personal Best Lap, P = Crossed Finish Line in Pit Lane, D = Time Disallowed

P17 888 SUP		Brandon WRIGHT		Suzuki SV650 - 888 Vapour		
IDEAL LAP TIME : 53.321		BEST LAP TIME : 53.518		DIFFERENCE : 0.197		
LAP	SECTOR 1	SECTOR 2	LAP TIME	MPH	DIFF	TIME OF DAY
1 -		23.415	1:17.662	55.99	24.144	13:42:00.466
2 -	33.897	21.375	55.272	78.67	1.754	13:42:55.738
3 -	33.064	21.373	54.437	79.88	0.919	13:43:50.175
4 -	32.585	<b>21.143</b>	53.728 (2)	80.93	0.210	13:44:43.903
5 -	33.093	21.323	54.416	79.91	0.898	13:45:38.319
6 -	32.683	21.228	53.911	80.66	0.393	13:46:32.230
7 -	<b>32.178</b>	21.721	53.899	80.68	0.381	13:47:26.129
8 -	32.623	21.272	53.895 (3)	80.68	0.377	13:48:20.024
9 -	32.226	21.292	<b>53.518 (1)</b>	<b>81.25</b>		<b>13:49:13.542</b>

P18 68		Mark HILL		DUCATI S2R - Mhp exhausts		
IDEAL LAP TIME : 55.663		BEST LAP TIME : 55.789		DIFFERENCE : 0.126		
LAP	SECTOR 1	SECTOR 2	LAP TIME	MPH	DIFF	TIME OF DAY
1 -		22.557	1:05.001	66.90	9.212	13:41:47.805
2 -	34.005	22.497	56.502	76.96	0.713	13:42:44.307
3 -	34.465	22.574	57.039	76.23	1.250	13:43:41.346
4 -	33.833	22.508	56.341	77.18	0.552	13:44:37.687
5 -	33.623	22.606	56.229	77.33	0.440	13:45:33.916
6 -	33.558	22.532	56.090 (2)	77.52	0.301	13:46:30.006
7 -	<b>33.487</b>	22.731	56.218 (3)	77.35	0.429	13:47:26.224
8 -	33.928	22.399	56.327	77.20	0.538	13:48:22.551
9 -	33.613	<b>22.176</b>	<b>55.789 (1)</b>	<b>77.94</b>		<b>13:49:18.340</b>

P19 67 R		Simon HARVEY		Suzuki SV650 -		
IDEAL LAP TIME : 55.496		BEST LAP TIME : 55.496		DIFFERENCE : 0.000		
LAP	SECTOR 1	SECTOR 2	LAP TIME	MPH	DIFF	TIME OF DAY
1 -		22.763	1:05.190	66.70	9.694	13:41:47.994
2 -	34.540	22.340	56.880	76.45	1.384	13:42:44.874
3 -	34.814	22.574	57.388	75.77	1.892	13:43:42.262
4 -	34.200	22.237	56.437	77.05	0.941	13:44:38.699
5 -	34.046	22.769	56.815	76.53	1.319	13:45:35.514
6 -	34.004	22.596	56.600	76.83	1.104	13:46:32.114
7 -	33.749	22.581	56.330 (3)	77.19	0.834	13:47:28.444
8 -	33.542	22.156	55.698 (2)	78.07	0.202	13:48:24.142
9 -	<b>33.447</b>	<b>22.049</b>	<b>55.496 (1)</b>	<b>78.35</b>		<b>13:49:19.638</b>

P20 137 R		Colin McPHERSON		Yamaha R6 -		
IDEAL LAP TIME : 55.938		BEST LAP TIME : 56.123		DIFFERENCE : 0.185		
LAP	SECTOR 1	SECTOR 2	LAP TIME	MPH	DIFF	TIME OF DAY
1 -		22.812	1:05.751	66.13	9.628	13:41:48.555
2 -	34.755	<b>22.029</b>	56.784	76.58	0.661	13:42:45.339
3 -	34.783	22.066	56.849	76.49	0.726	13:43:42.188
4 -	34.013	22.110	<b>56.123 (1)</b>	<b>77.48</b>		<b>13:44:38.311</b>
5 -	34.129	22.379	56.508 (3)	76.95	0.385	13:45:34.819
6 -	<b>33.909</b>	22.422	56.331 (2)	77.19	0.208	13:46:31.150
7 -	34.540	22.365	56.905	76.41	0.782	13:47:28.055
8 -	34.508	22.053	56.561	76.88	0.438	13:48:24.616

# BMCRC - MRO Championships 2023 - Rnd 8 @ Brands Hatch Indy

## BMCRC Thunderbike Sport & BMCRC SuperTwins

### RACE 7 - SECTOR ANALYSIS



SECTOR 1 = FL to I1, SECTOR 2 = I1 to FL, DIFF = Difference To Personal Best Lap, P = Crossed Finish Line in Pit Lane, D = Time Disallowed

P21 40 SUP		Simon WILKINSON		Suzuki SV650 - S P Wilkinson Engineering Ltd			
IDEAL LAP TIME : 56.404		BEST LAP TIME : 56.508		DIFFERENCE : 0.104			
LAP	SECTOR 1	SECTOR 2	LAP TIME	MPH	DIFF	TIME OF DAY	
1 -		22.676	1:04.845	67.06	8.337	13:41:47.649	
2 -	34.114	22.394	<b>56.508 (1)</b>	<b>76.95</b>		<b>13:42:44.157</b>	
3 -	34.523	22.534	57.057	76.21	0.549	13:43:41.214	
4 -	<b>34.039</b>	22.640	56.679 (3)	76.72	0.171	13:44:37.893	
5 -	34.394	22.640	57.034	76.24	0.526	13:45:34.927	
6 -	34.376	22.744	57.120	76.13	0.612	13:46:32.047	
7 -	34.482	22.408	56.890	76.43	0.382	13:47:28.937	
8 -	34.185	<b>22.365</b>	56.550 (2)	76.89	0.042	13:48:25.487	

P22 51		Paul BEESLEY		Yamaha R6 -			
IDEAL LAP TIME : 56.151		BEST LAP TIME : 56.431		DIFFERENCE : 0.280			
LAP	SECTOR 1	SECTOR 2	LAP TIME	MPH	DIFF	TIME OF DAY	
1 -		22.589	1:05.150	66.74	8.719	13:41:47.954	
2 -	34.432	22.357	56.789 (3)	76.57	0.358	13:42:44.743	
3 -	34.760	<b>22.288</b>	57.048	76.22	0.617	13:43:41.791	
4 -	34.022	22.573	56.595 (2)	76.83	0.164	13:44:38.386	
5 -	34.283	22.618	56.901	76.42	0.470	13:45:35.287	
6 -	34.213	22.805	57.018	76.26	0.587	13:46:32.305	
7 -	34.392	22.729	57.121	76.12	0.690	13:47:29.426	
8 -	<b>33.863</b>	22.568	<b>56.431 (1)</b>	<b>77.06</b>		<b>13:48:25.857</b>	

P23 46 SUP		Richard HODGES		Suzuki SV650 -			
IDEAL LAP TIME : 55.650		BEST LAP TIME : 55.753		DIFFERENCE : 0.103			
LAP	SECTOR 1	SECTOR 2	LAP TIME	MPH	DIFF	TIME OF DAY	
1 -		23.146	1:07.496	64.42	11.743	13:41:50.300	
2 -	34.523	22.486	57.009	76.27	1.256	13:42:47.309	
3 -	34.100	23.399	57.499	75.62	1.746	13:43:44.808	
4 -	33.698	22.474	56.172 (2)	77.41	0.419	13:44:40.980	
5 -	33.869	22.561	56.430	77.06	0.677	13:45:37.410	
6 -	34.508	<b>22.176</b>	56.684	76.71	0.931	13:46:34.094	
7 -	<b>33.474</b>	22.279	<b>55.753 (1)</b>	<b>77.99</b>		<b>13:47:29.847</b>	
8 -	33.744	22.549	56.293 (3)	77.24	0.540	13:48:26.140	

P24 114		Richard BATE		Yamaha R6 - TEAM PSR			
IDEAL LAP TIME : 56.524		BEST LAP TIME : 56.697		DIFFERENCE : 0.173			
LAP	SECTOR 1	SECTOR 2	LAP TIME	MPH	DIFF	TIME OF DAY	
1 -		23.094	1:07.220	64.69	10.523	13:41:50.024	
2 -	36.148	22.673	58.821	73.92	2.124	13:42:48.845	
3 -	34.535	22.773	57.308	75.88	0.611	13:43:46.153	
4 -	34.333	22.881	57.214	76.00	0.517	13:44:43.367	
5 -	34.327	<b>22.419</b>	56.746 (2)	76.63	0.049	13:45:40.113	
6 -	34.172	22.651	56.823	76.52	0.126	13:46:36.936	
7 -	<b>34.105</b>	22.592	<b>56.697 (1)</b>	<b>76.69</b>		<b>13:47:33.633</b>	
8 -	34.247	22.543	56.790 (3)	76.57	0.093	13:48:30.423	

P25 689		David TREVEIL		Yamaha R6 -			
IDEAL LAP TIME : 56.124		BEST LAP TIME : 56.496		DIFFERENCE : 0.372			
LAP	SECTOR 1	SECTOR 2	LAP TIME	MPH	DIFF	TIME OF DAY	
1 -		22.776	1:07.984	63.96	11.488	13:41:50.788	
2 -	35.549	22.589	58.138	74.79	1.642	13:42:48.926	
3 -	34.823	22.520	57.343	75.83	0.847	13:43:46.269	
4 -	34.655	22.639	57.294	75.89	0.798	13:44:43.563	
5 -	34.335	22.346	56.681 (2)	76.72	0.185	13:45:40.244	
6 -	34.378	22.399	56.777 (3)	76.59	0.281	13:46:37.021	
7 -	<b>34.237</b>	22.696	56.933	76.38	0.437	13:47:33.954	
8 -	34.609	<b>21.887</b>	<b>56.496 (1)</b>	<b>76.97</b>		<b>13:48:30.450</b>	

# BMCRC - MRO Championships 2023 - Rnd 8 @ Brands Hatch Indy

## BMCRC Thunderbike Sport & BMCRC SuperTwins

### RACE 7 - SECTOR ANALYSIS



SECTOR 1 = FL to I1, SECTOR 2 = I1 to FL, DIFF = Difference To Personal Best Lap, P = Crossed Finish Line in Pit Lane, D = Time Disallowed

P26 47 SUP		Tristan BOHANAN		SUZUKI SV 650 -			
IDEAL LAP TIME : 56.379		BEST LAP TIME : 56.635		DIFFERENCE : 0.256			
LAP	SECTOR 1	SECTOR 2	LAP TIME	MPH	DIFF	TIME OF DAY	
1 -		23.245	1:07.906	64.03	11.271	13:41:50.710	
2 -	34.831	22.746	57.577	75.52	0.942	13:42:48.287	
3 -	34.443	23.090	57.533	75.58	0.898	13:43:45.820	
4 -	34.589	22.861	57.450	75.69	0.815	13:44:43.270	
5 -	34.064	<b>22.571</b>	<b>56.635 (1)</b>	<b>76.78</b>		<b>13:45:39.905</b>	
6 -	34.272	22.691	56.963 (3)	76.34	0.328	13:46:36.868	
7 -	<b>33.808</b>	23.154	56.962 (2)	76.34	0.327	13:47:33.830	
8 -	34.842	22.828	57.670	75.40	1.035	13:48:31.500	

P27 93 SUP		Tony BOTTO		Suzuki SV650 - TB Motorcycles			
IDEAL LAP TIME :		BEST LAP TIME : 56.708		DIFFERENCE :			
LAP	SECTOR 1	SECTOR 2	LAP TIME	MPH	DIFF	TIME OF DAY	
1 -			1:07.593	64.33	10.885	13:41:50.397	
2 -			58.038	74.92	1.330	13:42:48.435	
3 -			57.539	75.57	0.831	13:43:45.974	
4 -			58.065	74.89	1.357	13:44:44.039	
5 -			56.864 (3)	76.47	0.156	13:45:40.903	
6 -			<b>56.708 (1)</b>	<b>76.68</b>		<b>13:46:37.611</b>	
7 -			56.734 (2)	76.64	0.026	13:47:34.345	
8 -			57.295	75.89	0.587	13:48:31.640	

P28 42		David ATKINS		- DA PLUMBING and MECHANICAL LTD			
IDEAL LAP TIME : 58.030		BEST LAP TIME : 58.286		DIFFERENCE : 0.256			
LAP	SECTOR 1	SECTOR 2	LAP TIME	MPH	DIFF	TIME OF DAY	
1 -		23.682	1:09.525	62.54	11.239	13:41:52.329	
2 -	35.202	<b>23.084</b>	<b>58.286 (1)</b>	<b>74.60</b>		<b>13:42:50.615</b>	
3 -	35.230	23.297	58.527 (3)	74.30	0.241	13:43:49.142	
4 -	35.229	23.383	58.612	74.19	0.326	13:44:47.754	
5 -	<b>34.946</b>	23.544	58.490 (2)	74.34	0.204	13:45:46.244	
6 -	35.502	23.593	59.095	73.58	0.809	13:46:45.339	
7 -	35.358	23.661	59.019	73.68	0.733	13:47:44.358	
8 -	36.163	23.985	1:00.148	72.29	1.862	13:48:44.506	

P29 110 R		Michael CRUMPTON		Honda CBR 600 RR -			
IDEAL LAP TIME : 56.982		BEST LAP TIME : 57.091		DIFFERENCE : 0.109			
LAP	SECTOR 1	SECTOR 2	LAP TIME	MPH	DIFF	TIME OF DAY	
1 -		22.662	1:05.931	65.95	8.840	13:41:48.735	
2 -	35.228	22.450	57.678	75.39	0.587	13:42:46.413	
3 -	35.010	34.380	1:09.390	62.66	12.299	13:43:55.803	
4 -	36.519	23.058	59.577	72.99	2.486	13:44:55.380	
5 -	35.034	22.454	57.488 (3)	75.64	0.397	13:45:52.868	
6 -	<b>34.724</b>	22.524	57.248 (2)	75.96	0.157	13:46:50.116	
7 -	34.833	<b>22.258</b>	<b>57.091 (1)</b>	<b>76.16</b>		<b>13:47:47.207</b>	
8 -	35.698	22.798	58.496	74.34	1.405	13:48:45.703	

P30 49		Oli CHAYTOR		Yamaha R6 - PearTree Racing			
IDEAL LAP TIME : 58.531		BEST LAP TIME : 58.531		DIFFERENCE : 0.000			
LAP	SECTOR 1	SECTOR 2	LAP TIME	MPH	DIFF	TIME OF DAY	
1 -		23.994	1:09.592	62.48	11.061	13:41:52.396	
2 -	36.461	23.081	59.542	73.03	1.011	13:42:51.938	
3 -	37.255	23.897	1:01.152	71.11	2.621	13:43:53.090	
4 -	35.997	23.013	59.010 (3)	73.69	0.479	13:44:52.100	
5 -	36.536	23.297	59.833	72.67	1.302	13:45:51.933	
6 -	37.015	22.968	59.983	72.49	1.452	13:46:51.916	
7 -	35.825	22.994	58.819 (2)	73.93	0.288	13:47:50.735	
8 -	<b>35.603</b>	<b>22.928</b>	<b>58.531 (1)</b>	<b>74.29</b>		<b>13:48:49.266</b>	

# BMCRC - MRO Championships 2023 - Rnd 8 @ Brands Hatch Indy

## BMCRC Thunderbike Sport & BMCRC SuperTwins

### RACE 7 - SECTOR ANALYSIS



SECTOR 1 = FL to I1, SECTOR 2 = I1 to FL, DIFF = Difference To Personal Best Lap, P = Crossed Finish Line in Pit Lane, D = Time Disallowed

<b>P31 333</b>		<b>Andrew HOUGHTON</b>		Husqvarna FS450 - Bahnstormer BMW		
IDEAL LAP TIME : 58.742		BEST LAP TIME : 59.023		DIFFERENCE : 0.281		
LAP	SECTOR 1	SECTOR 2	LAP TIME	MPH	DIFF	TIME OF DAY
1 -		24.200	1:09.776	62.32	10.753	13:41:52.580
2 -	36.725	<b>23.591</b>	1:00.316	72.09	1.293	13:42:52.896
3 -	36.094	24.044	1:00.138	72.31	1.115	13:43:53.034
4 -	36.617	23.703	1:00.320	72.09	1.297	13:44:53.354
5 -	35.876	24.071	59.947 (3)	72.54	0.924	13:45:53.301
6 -	35.799	24.311	1:00.110	72.34	1.087	13:46:53.411
7 -	<b>35.151</b>	23.872	<b>59.023 (1)</b>	<b>73.67</b>		<b>13:47:52.434</b>
8 -	35.523	23.809	59.332 (2)	73.29	0.309	13:48:51.766

<b>P32 139</b>		<b>Rob MARLEY</b>		Honda CBR600F3 - PearTree Racing		
IDEAL LAP TIME : 53.978		BEST LAP TIME : 54.121		DIFFERENCE : 0.143		
LAP	SECTOR 1	SECTOR 2	LAP TIME	MPH	DIFF	TIME OF DAY
1 -		22.048	1:02.611	69.45	8.490	13:41:45.415
2 -	33.706	22.052	55.758	77.99	1.637	13:42:41.173
3 -	33.474	21.799	55.273	78.67	1.152	13:43:36.446
4 -	32.974	21.850	54.824	79.31	0.703	13:44:31.270
5 -	32.948	21.583	54.531 (3)	79.74	0.410	13:45:25.801
6 -	32.678	<b>21.508</b>	54.186 (2)	80.25	0.065	13:46:19.987
7 -	<b>32.470</b>	21.651	<b>54.121 (1)</b>	<b>80.34</b>		<b>13:47:14.108</b>

<b>P33 74 SUP</b>		<b>Daniel BLACK</b>		Suzukis SV650 - DAD		
IDEAL LAP TIME : 53.466		BEST LAP TIME : 53.466		DIFFERENCE : 0.000		
LAP	SECTOR 1	SECTOR 2	LAP TIME	MPH	DIFF	TIME OF DAY
1 -		21.717	59.790	72.73	6.324	13:41:42.594
2 -	<b>32.025</b>	<b>21.441</b>	<b>53.466 (1)</b>	<b>81.33</b>		<b>13:42:36.060</b>

<b>P34 97</b>		<b>Alex MANN</b>		Honda CBR600RR - Michael Jones Jeweller, Esprit Group, Carl		
IDEAL LAP TIME :		BEST LAP TIME :		DIFFERENCE :		
LAP	SECTOR 1	SECTOR 2	LAP TIME	MPH	DIFF	TIME OF DAY
1 -		<b>20.812</b>	57.688	75.38		13:41:40.492



# BMCRC - MRO Championships 2023 - Rnd 8 @ Brands Hatch Indy

## BMCRC Thunderbike Sport & BMCRC SuperTwins

### RACE 7 - BEST SECTORS

SECTOR 1			SECTOR 2			IDEAL / BEST COMPARISON						
POS	NO	NAME	TIME	NO	NAME	TIME	POS	NO	NAME	IDEAL	BEST	DIFF
									<b>PERFECT LAP</b>	<b>50.395</b>		
1	1	HILL	<b>30.214</b>	1	HILL	<b>20.181</b>	1	1	HILL	50.395	50.395	<b>0.000</b>
2	151	DENYER	<b>30.710</b>	69	RUSSO	<b>20.569</b>	2	151	DENYER	51.335	51.335	<b>0.000</b>
3	52	FRICKER	<b>30.873</b>	48	WALLIS	<b>20.617</b>	3	69	RUSSO	51.525	51.525	<b>0.000</b>
4	86	KELMAN	<b>30.924</b>	151	DENYER	<b>20.625</b>	4	86	KELMAN	51.600	51.600	<b>0.000</b>
5	69	RUSSO	<b>30.956</b>	86	KELMAN	<b>20.676</b>	5	48	WALLIS	51.686	51.716	<b>0.030</b>
6	48	WALLIS	<b>31.069</b>	97	MANN	<b>20.812</b>	6	52	FRICKER	51.693	51.733	<b>0.040</b>
7	81	MAY	<b>31.498</b>	52	FRICKER	<b>20.820</b>	7	25	DAY	52.596	52.639	<b>0.043</b>
8	25	DAY	<b>31.549</b>	7	TAYLOR	<b>20.981</b>	8	81	MAY	52.600	52.842	<b>0.242</b>
9	7	TAYLOR	<b>31.719</b>	25	DAY	<b>21.047</b>	9	7	TAYLOR	52.700	53.056	<b>0.356</b>
10	994	HOWARD	<b>31.764</b>	81	MAY	<b>21.102</b>	10	994	HOWARD	53.006	53.244	<b>0.238</b>
11	77	MAY	<b>31.918</b>	58	ALLEN	<b>21.129</b>	11	77	MAY	53.052	53.052	<b>0.000</b>
12	74	BLACK	<b>32.025</b>	77	MAY	<b>21.134</b>	12	58	ALLEN	53.320	53.320	<b>0.000</b>
13	888	WRIGHT	<b>32.178</b>	888	WRIGHT	<b>21.143</b>	13	888	WRIGHT	53.321	53.518	<b>0.197</b>
14	58	ALLEN	<b>32.191</b>	994	HOWARD	<b>21.242</b>	14	74	BLACK	53.466	53.466	<b>0.000</b>
15	109	CAYFORD	<b>32.261</b>	74	BLACK	<b>21.441</b>	15	44	PARKER	53.925	53.925	<b>0.000</b>
16	44	PARKER	<b>32.346</b>	139	MARLEY	<b>21.508</b>	16	139	MARLEY	53.978	54.121	<b>0.143</b>
17	139	MARLEY	<b>32.470</b>	44	PARKER	<b>21.579</b>	17	45	QUINCE	54.233	54.376	<b>0.143</b>
18	4	KILLWORTH	<b>32.508</b>	45	QUINCE	<b>21.716</b>	18	109	CAYFORD	54.255	54.514	<b>0.259</b>
19	45	QUINCE	<b>32.517</b>	4	KILLWORTH	<b>21.871</b>	19	4	KILLWORTH	54.379	54.518	<b>0.139</b>
20	67	HARVEY	<b>33.447</b>	689	TREVEIL	<b>21.887</b>	20	67	HARVEY	55.496	55.496	<b>0.000</b>
21	46	HODGES	<b>33.474</b>	109	CAYFORD	<b>21.994</b>	21	46	HODGES	55.650	55.753	<b>0.103</b>
22	68	HILL	<b>33.487</b>	137	McPHERSON	<b>22.029</b>	22	68	HILL	55.663	55.789	<b>0.126</b>
23	47	BOHANAN	<b>33.808</b>	67	HARVEY	<b>22.049</b>	23	137	McPHERSON	55.938	56.123	<b>0.185</b>
24	51	BEESLEY	<b>33.863</b>	68	HILL	<b>22.176</b>	24	689	TREVEIL	56.124	56.496	<b>0.372</b>
25	137	McPHERSON	<b>33.909</b>	46	HODGES	<b>22.176</b>	25	51	BEESLEY	56.151	56.431	<b>0.280</b>
26	40	WILKINSON	<b>34.039</b>	110	CRUMPTON	<b>22.258</b>	26	47	BOHANAN	56.379	56.635	<b>0.256</b>
27	114	BATE	<b>34.105</b>	51	BEESLEY	<b>22.288</b>	27	40	WILKINSON	56.404	56.508	<b>0.104</b>
28	689	TREVEIL	<b>34.237</b>	40	WILKINSON	<b>22.365</b>	28	114	BATE	56.524	56.697	<b>0.173</b>
29	110	CRUMPTON	<b>34.724</b>	114	BATE	<b>22.419</b>	29	110	CRUMPTON	56.982	57.091	<b>0.109</b>
30	42	ATKINS	<b>34.946</b>	47	BOHANAN	<b>22.571</b>	30	42	ATKINS	58.030	58.286	<b>0.256</b>
31	333	HOUGHTON	<b>35.151</b>	49	CHAYTOR	<b>22.928</b>	31	49	CHAYTOR	58.531	58.531	<b>0.000</b>
32	49	CHAYTOR	<b>35.603</b>	42	ATKINS	<b>23.084</b>	32	333	HOUGHTON	58.742	59.023	<b>0.281</b>
33				333	HOUGHTON	<b>23.591</b>	33	97	MANN			
34							34	93	BOTTO		56.708	

# BMCRC - MRO Championships 2023 - Rnd 8 @ Brands Hatch Indy

## BMCRC Thunderbike Sport & BMCRC SuperTwins

### RACE 7 - STATISTICS

**Competitors Started** 34  
**Planned Start** 2023-09-30 @ 13:35:00.000  
**Actual Start** 2023-09-30 @ 13:40:42.803  
**Finish Time** 2023-09-30 @ 13:48:24.538  
**Track Length** 1.2079mi.  
**Total Laps** 277  
**Total Distance Covered** 334.6009mi.

#### Session Fastest Lap History

NO	CL	NAME	LAP TIME	TIME OF DAY	LAP	VEHICLE
1		Jeremy HILL	<b>50.395</b>	13:42:28.660	2	Yamaha R6

#### Session Leader History

NO	CL	NAME	FROM LAP	LAPS LED	DISTANCE	VEHICLE
1		Jeremy HILL	1	9	10.87 miles	Yamaha R6

#### Flag History

TYPE	TIME OF DAY
GREEN	13:40:42.803
FINISH	13:48:24.538

#### Flag Statistics

TYPE	COUNT	TOTAL LAPS	TOTAL TIME
Green	1	9	8:48.215
Red	0	0	0.000
Safety Car	0	0	0.000
FCY	0	0	0.000

# BMCRC - MRO Championships 2023 - Rnd 8 @ Brands Hatch Indy

## BMCRC Thunderbike Sport & BMCRC SuperTwins

### RACE 7 - STATISTICS

**CLASS :**

18 Starters

#### Fastest Lap History

NO	NAME	LAP TIME	TIME OF DAY	LAP	VEHICLE
1	Jeremy HILL	50.395	13:42:28.660	2	Yamaha R6

#### Leader History

NO	NAME	FROM LAP	LAPS LED	DISTANCE	VEHICLE
1	Jeremy HILL	1	9	10.87 miles	Yamaha R6

# BMCRC - MRO Championships 2023 - Rnd 8 @ Brands Hatch Indy

## BMCRC Thunderbike Sport & BMCRC SuperTwins

### RACE 7 - STATISTICS

**CLASS : R**

5 Starters

#### Fastest Lap History

NO	NAME	LAP TIME	TIME OF DAY	LAP	VEHICLE
7	Darren TAYLOR	<b>53.691</b>	13:42:36.617	2	Kawasaki ZX6R
7	Darren TAYLOR	<b>53.500</b>	13:43:30.117	3	Kawasaki ZX6R
7	Darren TAYLOR	<b>53.056</b>	13:44:23.173	4	Kawasaki ZX6R

#### Leader History

NO	NAME	FROM LAP	LAPS LED	DISTANCE	VEHICLE
7	Darren TAYLOR	1	8	9.66 miles	Kawasaki ZX6R
994	Adrian HOWARD	9	1	1.20 miles	Suzuki GSXR 600

# BMCRC - MRO Championships 2023 - Rnd 8 @ Brands Hatch Indy

## BMCRC Thunderbike Sport & BMCRC SuperTwins

### RACE 7 - STATISTICS

**CLASS : SUP**

11 Starters

#### Fastest Lap History

NO	NAME	LAP TIME	TIME OF DAY	LAP	VEHICLE
74	Daniel BLACK	53.466	13:42:36.073	2	Suzukis SV650
58	Michael ALLEN	53.320	13:48:07.539	8	Kawasaki ER6

#### Leader History

NO	NAME	FROM LAP	LAPS LED	DISTANCE	VEHICLE
74	Daniel BLACK	1	2	2.41 miles	Suzukis SV650
44	Tony PARKER	3	7	8.45 miles	Kawasaki ER650RR

# BMCRC - MRO Championships 2023 - Rnd 8 @ Brands Hatch Indy



## BMCRC Thunderbike Sport & BMCRC SuperTwins

### RACE 18 - GRID (9 Laps)

ROW 12	36	127	John DAY	35	35	Logan STONE	34	333	Andrew HOUGHTON	59.023
ROW 11				33	49	Oli CHAYTOR	32	42	David ATKINS	58.531 58.286 57.091
ROW 10	30	93	Tony BOTTO	29	114	Richard BATE	28	47	Tristan BOHANAN	56.708 56.697 56.635
ROW 9				27	40	Simon WILKINSON	26	689	David TREVEIL	56.508 56.496 56.431
ROW 8	24	137	Colin McPHERSON	23	68	Mark HILL	22	46	Richard HODGES	56.123 55.789 55.753
ROW 7				21	67	Simon HARVEY	20	4	Hayden KILLWORTH	55.496 54.518 54.514
ROW 6	18	45	Terence QUINCE	17	139	Rob MARLEY	16	44	Tony PARKER	54.376 54.121 53.925
ROW 5				15	888	Brandon WRIGHT	14	74	Daniel BLACK	53.518 53.466 53.320
ROW 4	12	994	Adrian HOWARD	11	7	Darren TAYLOR	10	77	David MAY	53.244 53.056 53.052
ROW 3				9	81	Malvern MAY	8	25	Harrison DAY	52.842 52.639
ROW 2	6	52	Elliot FRICKER	5	48	Shaun WALLIS	4	86	Jamie KELMAN	51.733 51.716 51.600
ROW 1				3	69	Tony RUSSO	2	151	Andrew DENYER	51.525 51.335 50.395
							1	1	Jeremy HILL	
<b>Pole</b>										

Brands Hatch Indy: 1.2079 miles

These results are provisional until the conclusion of any judicial and technical matters.

Clerk Of Course :	Stewards :	Timekeeper : <i>Craig Smith</i>
-------------------	------------	------------------------------------

Results can be found at [www.tsl-timing.com](http://www.tsl-timing.com)

Printed - 13:57 Saturday, 30 September 2023



# BMCRC - MRO Championships 2023 - Rnd 8 @ Brands Hatch Indy



## BMCRC Thunderbike Sport & BMCRC SuperTwins

### RACE 18 - CLASSIFICATION

POS	NO	CL	PIC NAME	ENTRY	LAPS	TIME	GAP	DIFF	MPH	BEST	ON
1	1		1 Jeremy HILL	Yamaha R6 - Silver Arrows Racing / LT-Info.com	9	7:47.954			83.63	50.878	6
2	151		2 Andrew DENYER	Yamaha OW01 - me	9	7:56.602	8.648	8.648	82.11	51.868	7
3	69		3 Tony RUSSO	Yamaha R6 - Wymark Lubricants	9	7:56.684	8.730	0.082	82.10	51.650	7
4	52		4 Elliot FRICKER	Honda CBR600 - Credit card	9	7:57.205	9.251	0.521	82.01	52.019	6
5	48		5 Shaun WALLIS	Yamaha R6 - MBC Despatch Racing	9	7:57.720	9.766	0.515	81.92	52.056	7
6	77		6 David MAY	Suzuki GSXR600 - Orchard cooling/ team Silver Arrc	9	8:00.924	12.970	3.204	81.37	52.283	4
7	97		7 Alex MANN	Honda CBR600RR - Michael Jones Jeweller, Esprit	9	8:04.007	16.053	3.083	80.86	52.449	4
8	25		8 Harrison DAY	Yamaha R6 -	9	8:04.986	17.032	0.979	80.69	52.683	6
9	81		9 Malvern MAY	Honda CBR600RR - IMP racing	9	8:07.729	19.775	2.743	80.24	52.601	6
10	7	R	1 Darren TAYLOR	Kawasaki ZX6R - Market Cross Cafe Swaffham. Dov	9	8:11.365	23.411	3.636	79.65	53.337	8
11	994	R	2 Adrian HOWARD	Suzuki GSXR 600 - Geary Roofing & Building Servic	9	8:11.647	23.693	0.282	79.60	53.196	9
12	17	SUP	1 Phil BAKER	BMW F900 -	9	8:11.804	23.850	0.157	79.57	53.057	8
13	888	SUP	2 Brandon WRIGHT	Suzuki SV650 - 888 Vapour	9	8:12.096	24.142	0.292	79.53	53.099	9
14	58	SUP	3 Michael ALLEN	Kawasaki ER6 -	9	8:12.932	24.978	0.836	79.39	53.678	9
15	74	SUP	4 Daniel BLACK	Suzukis SV650 - DAD	9	8:19.195	31.241	6.263	78.40	53.821	3
16	45	SUP	5 Terence QUINCE	Suzuki SV650 - K&Q, HM Racing, Titan-x	9	8:20.212	32.258	1.017	78.24	54.413	6
17	109	SUP	6 Chris CAYFORD	Honda CB500 - Multi-Tech Coachworks	9	8:24.521	36.567	4.309	77.57	54.750	8
18	68		10 Mark HILL	DUCATI S2R - Mhp exhausts	9	8:24.631	36.677	0.110	77.55	54.465	9
19	4	SUP	7 Hayden KILLWORTH	Suzuki SK SV650 - Bradley Hix (H11xy) @Green Pl	9	8:27.384	39.430	2.753	77.13	54.938	8
20	139*		11 Rob MARLEY	Honda CBR600F3 - PearTree Racing	9	8:33.992	46.038	6.608	76.14	55.040	9
21	67	R	3 Simon HARVEY	Suzuki SV650 -	9	8:34.802	46.848	0.810	76.02	55.138	8
22	137	R	4 Colin McPHERSON	Yamaha R6 -	9	8:35.059	47.105	0.257	75.98	54.968	8
23	47	SUP	8 Tristan BOHANAN	SUZUKI SV 650 -	9	8:40.117	52.163	5.058	75.24	55.952	6
24	51		12 Paul BEESLEY	Yamaha R6 -	9	8:40.994	53.040	0.877	75.12	56.116	8
25	114		13 Richard BATE	Yamaha R6 - TEAM PSR	9	8:41.085	53.131	0.091	75.10	55.936	6
26	40	SUP	9 Simon WILKINSON	Suzuki SV650 - S P Wilkinson Engineering Ltd	9	8:42.092	54.138	1.007	74.96	56.399	6
27	689		14 David TREVEIL	Yamaha R6 -	8	7:51.498	1 Lap	1 Lap	73.78	55.978	7
28	110	R	5 Michael CRUMPTON	Honda CBR 600 RR -	8	7:55.506	1 Lap	4.008	73.16	57.230	8
29	42		15 David ATKINS	- DA PLUMBING and MECHANICAL LTD	8	7:56.383	1 Lap	0.877	73.02	57.493	7
30	49		16 Oli CHAYTOR	Yamaha R6 - PearTree Racing	8	8:00.375	1 Lap	3.992	72.42	58.364	6
31	333		17 Andrew HOUGHTON	Husqvarna FS450 - Bahnstomer BMW	8	8:07.106	1 Lap	6.731	71.41	59.283	5

#### NOT CLASSIFIED

DNF	44	SUP	Tony PARKER	Kawasaki ER650RR - insta/youtube 44notpol	4	3:57.643	5 Laps	4 Laps	73.19	57.137	4
-----	----	-----	-------------	---	---	----------	--------	--------	-------	--------	---

#### FASTEST LAP

1			Jeremy HILL	Yamaha R6 - Silver Arrows Racing / LT-Info.com	6	50.878			85.47 mph	137.55 kph	
17	SUP		Phil BAKER	BMW F900 -	8	53.057			81.96 mph	131.90 kph	
994	R		Adrian HOWARD	Suzuki GSXR 600 - Geary Roofing & Building Servic	9	53.196			81.74 mph	131.55 kph	

\* No. 139 - Please fit a working transponder

Class - 92.5% of Race Speed = 77.35 mph  
 Class R - 92.5% of Race Speed = 73.67 mph  
 Class SUP - 92.5% of Race Speed = 73.60 mph

Weather / Track : Cloudy / Dry

These results are provisional until the conclusion of any judicial and technical matters.

Race Distance: 9 Laps / 10.87 miles  
 Brands Hatch Indy: 1.2079 miles  
 Date: 30/09/2023 Start: 17:35 Finish: 17:43

Clerk Of Course :	Stewards :	Timekeeper : <i>Craig Smith</i>
-------------------	------------	------------------------------------

Results can be found at [www.tsl-timing.com](http://www.tsl-timing.com)

Printed - 17:46 Saturday, 30 September 2023



# BMCRC - MRO Championships 2023 - Rnd 8 @ Brands Hatch Indy

## BMCRC Thunderbike Sport & BMCRC SuperTwins

### RACE 18 - LAP CHART

LAP 1 @ 17:36:31.360		
NO	BEHIND	LAP TIME
1		55.610
52	2.583	58.193
151	2.751	58.361
77	3.101	58.711
48	3.201	58.811
97	3.341	58.951
69	3.620	59.230
58	4.682	1:00.292
25	4.827	1:00.437
7	5.124	1:00.734
888	5.612	1:01.222
81	5.802	1:01.412
994	6.098	1:01.708
45	6.632	1:02.242
109	7.526	1:03.136
68	7.613	1:03.223
17	7.689	1:03.299
74	8.069	1:03.679
139	8.995	1:04.605
4	9.602	1:05.212
51	9.703	1:05.313
44	9.865	1:05.475
67	10.186	1:05.796
137	10.254	1:05.864
40	10.838	1:06.448
47	11.061	1:06.671
114	12.006	1:07.616
42	12.841	1:08.451
110	12.935	1:08.545
49	13.117	1:08.727
689	13.992	1:09.602
333	14.775	1:10.385

LAP 2 @ 17:37:22.449		
NO	BEHIND	LAP TIME
1		51.089
52	4.497	53.003
151	4.636	52.974
77	4.928	52.916
48	5.025	52.913
97	5.192	52.940
69	5.391	52.860
25	7.657	53.919
58	7.941	54.348
7	8.263	54.228
81	8.508	53.795
994	9.025	54.016
888	9.102	54.579
45	10.542	54.999
17	10.801	54.201
74	12.336	55.356
109	12.434	55.997
68	12.523	55.999
4	14.692	56.179
139	16.060	58.154
44	16.333	57.557
137	16.416	57.251
51	16.839	58.225
67	16.974	57.877
40	17.311	57.562
47	17.538	57.566
114	18.690	57.773
110	19.948	58.102

LAP 3 @ 17:38:13.359		
NO	BEHIND	LAP TIME
42	20.109	58.357
49	21.199	59.171
689	21.527	58.624
333	23.756	1:00.070
1		50.910
52	5.951	52.364
151	6.186	52.460
48	6.256	52.141
77	6.771	52.753
97	6.966	52.684
69	7.030	52.549
25	10.059	53.312
7	11.084	53.731
58	11.374	54.343
81	11.524	53.926
994	12.141	54.026
888	12.390	54.198
45	14.062	54.430
17	14.114	54.223
74	15.247	53.821
68	16.816	55.203
109	16.957	55.433
4	19.118	55.336
139	21.415	56.265
137	22.828	57.322
44	22.897	57.474
67	23.229	57.165
51	23.635	57.706
47	23.733	57.105
40	23.890	57.489
114	25.083	57.303
42	27.135	57.936
110	27.662	58.624
49	29.410	59.121
689	29.609	58.992
333	32.338	59.492

LAP 4 @ 17:39:04.464		
NO	BEHIND	LAP TIME
1		51.105
52	7.148	52.302
151	7.224	52.143
48	7.475	52.324
77	7.949	52.283
69	8.031	52.106
97	8.310	52.449
25	12.098	53.144
7	13.723	53.744
81	14.148	53.729
994	14.508	53.472
58	14.627	54.358
888	15.139	53.854
17	16.710	53.701
74	18.123	53.981
45	18.664	55.707
109	21.107	55.255
68	21.197	55.486
4	23.107	55.094
139	26.546	56.236
137	28.068	56.345
67	28.568	56.444
44	28.929	57.137

LAP 5 @ 17:39:55.424		
NO	BEHIND	LAP TIME
47	29.081	56.453
51	29.465	56.935
40	29.852	57.067
114	30.369	56.391
42	34.397	58.367
110	34.920	58.363
689	35.355	56.851
49	37.466	59.161
333	40.852	59.619
1		50.960
52	8.393	52.205
151	8.460	52.196
48	8.853	52.338
69	9.032	51.961
97	9.883	52.533
77	10.059	53.070
25	14.028	52.890
81	16.129	52.941
7	16.910	54.147
994	17.051	53.503
58	17.349	53.682
888	17.847	53.668
17	19.314	53.564
74	21.423	54.260
45	22.238	54.534
109	24.960	54.813
68	25.462	55.225
4	27.520	55.373
139	31.723	56.137
67	33.338	55.730
137	33.445	56.337
47	34.690	56.569
51	35.499	56.994
40	35.812	56.920
114	36.683	57.274
689	41.785	57.390
110	42.047	58.087
42	42.191	58.754
49	45.156	58.650
333	49.175	59.283

LAP 6 @ 17:40:46.302		
NO	BEHIND	LAP TIME
1		50.878
52	9.534	52.019
151	9.641	52.059
69	10.197	52.043
48	10.313	52.338
77	12.089	52.908
97	12.733	53.728
25	15.833	52.683
81	17.852	52.601
994	19.799	53.626
7	19.888	53.856
888	20.307	53.338
58	20.594	54.123
17	21.765	53.329
74	24.967	54.422
45	25.773	54.413
109	29.172	55.090
68	29.461	54.877
4	31.912	55.270

LAP 7 @ 17:41:37.594		
NO	BEHIND	LAP TIME
139	36.986	56.141
67	38.152	55.692
137	38.719	56.152
47	39.764	55.952
51	40.849	56.228
40	41.333	56.399
114	41.741	55.936
689	48.961	58.054
110	49.479	58.310
42	50.509	59.196
1		51.292
49	1 Lap	58.364
333	1 Lap	59.456
151	10.217	51.868
52	10.493	52.251
69	10.555	51.650
48	11.077	52.056
77	13.153	52.356
97	15.174	53.733
25	17.279	52.738
81	19.431	52.871
7	22.811	54.215
888	23.315	54.300
994	23.342	54.835
58	23.579	54.277
17	23.737	53.264
74	28.055	54.380
45	29.132	54.651
109	32.929	55.049
68	33.431	55.262
4	35.649	55.029
139	41.783	56.089
67	42.665	55.805
137	43.201	55.774
47	44.574	56.102
51	46.070	56.513
40	46.442	56.401
114	46.553	56.104

LAP 8 @ 17:42:29.032		
NO	BEHIND	LAP TIME
1		51.438
689	1 Lap	55.978
110	1 Lap	58.245
42	1 Lap	57.493
49	1 Lap	58.532
151	10.997	52.218
69	11.280	52.163
52	11.323	52.268
48	12.278	52.639
333	1 Lap	59.502
77	14.724	53.009
97	16.649	52.913
25	18.696	52.855
81	20.994	53.001
7	24.710	53.337
994	25.169	53.265
17	25.356	53.057
888	25.715	53.838
58	25.972	53.831
74	31.060	54.443
45	32.314	54.620

LAP 9 @ 17:43:23.704		
NO	BEHIND	LAP TIME
109	36.241	54.750
68	36.884	54.891
4	39.149	54.938
139	45.670	55.325
67	46.365	55.138
137	46.731	54.968
47	49.828	56.692
51	50.748	56.116
114	51.321	56.206
40	52.057	57.053
1		54.672
689	1 Lap	56.007
110	1 Lap	57.230
42	1 Lap	57.829
151	8.648	52.323
69	8.730	52.122
52	9.251	52.600
48	9.766	52.160
49	1 Lap	58.649
77	12.970	52.918
97	16.053	54.076
25	17.032	53.008
333	1 Lap	59.299
81	19.775	53.453
7	23.411	53.373
994	23.693	53.196
17	23.850	53.166
888	24.142	53.099
58	24.978	53.678
74	31.241	54.853
45	32.258	54.616
109	36.567	54.998
68	36.677	54.465
4	39.430	54.953
139	46.038	55.040
67	46.848	55.155
137	47.105	55.046
47	52.163	57.007
51	53.040	56.964
114	53.131	56.482
40	54.138	56.753



# BMCRC - MRO Championships 2023 - Rnd 8 @ Brands Hatch Indy

## BMCRC Thunderbike Sport & BMCRC SuperTwins

### RACE 18 - POSITION CHART

No	Name	Lap Pos												
			1	2	3	4	5	6	7	8	9	10		
1	HILL	1	1	1	1	1	1	1	1	1	1	1	1	1
151	DENYER	2	52	52	52	52	52	52	151	151	151			
69	RUSSO	3	151	151	151	151	151	151	52	69	69			
48	WALLIS	4	77	77	48	48	48	69	69	52	52			
52	FRICKER	5	48	48	77	77	69	48	48	48	48			
97	MANN	6	97	97	97	69	97	77	77	77	77			
25	DAY	7	69	69	69	97	77	97	97	97	97			
81	MAY	8	58	25	25	25	25	25	25	25	25			
77	MAY	9	25	58	7	7	81	81	81	81	81			
7	TAYLOR	10	7	7	58	81	7	994	7	7	7			
994	HOWARD	11	888	81	81	994	994	7	888	994	994			
58	ALLEN	12	81	994	994	58	58	888	994	17	17			
74	BLACK	13	994	888	888	888	888	58	58	888	888			
888	WRIGHT	14	45	45	45	17	17	17	17	58	58			
44	PARKER	15	109	17	17	74	74	74	74	74	74			
139	MARLEY	16	68	74	74	45	45	45	45	45	45			
45	QUINCE	17	17	109	68	109	109	109	109	109	109			
109	CAYFORD	18	74	68	109	68	68	68	68	68	68			
4	KILLWORTH	19	139	4	4	4	4	4	4	4	4			
67	HARVEY	20	4	139	139	139	139	139	139	139	139			
68	HILL	21	51	44	137	137	67	67	67	67	67			
137	McPHERSON	22	44	137	44	67	137	137	137	137	137			
51	BEESELEY	23	67	51	67	44	47	47	47	47	47			
689	TREVEIL	24	137	67	51	47	51	51	51	51	51			
40	WILKINSON	25	40	40	47	51	40	40	40	114	114			
47	BOHANAN	26	47	47	40	40	114	114	114	40	40			
114	BATE	27	114	114	114	114	689	689	689	689	689			
110	CRUMPTON	28	42	110	42	42	110	110	110	110	110			
42	ATKINS	29	110	42	110	110	42	42	42	42	42			
49	CHAYTOR	30	49	49	49	689	49	49	49	49	49			
333	HOUGHTON	31	689	689	689	49	333	333	333	333	333			
17	BAKER	32	333	333	333	333								

# BMCRC - MRO Championships 2023 - Rnd 8 @ Brands Hatch Indy

## BMCRC Thunderbike Sport & BMCRC SuperTwins

### RACE 18 - SECTOR ANALYSIS



SECTOR 1 = FL to I1, SECTOR 2 = I1 to FL, DIFF = Difference To Personal Best Lap, P = Crossed Finish Line in Pit Lane, D = Time Disallowed

P1		1		Jeremy HILL		Yamaha R6 - Silver Arrows Racing / LT-Info.com	
IDEAL LAP TIME : 50.719		BEST LAP TIME : 50.878		DIFFERENCE : 0.159			
LAP	SECTOR 1	SECTOR 2	LAP TIME	MPH	DIFF	TIME OF DAY	
1 -		20.338	55.610	78.19	4.732	17:36:31.360	
2 -	30.777	20.312	51.089	85.11	0.211	17:37:22.449	
3 -	30.634	20.276	50.910 (2)	85.41	0.032	17:38:13.359	
4 -	30.788	20.317	51.105	85.09	0.227	17:39:04.464	
5 -	30.567	20.393	50.960 (3)	85.33	0.082	17:39:55.424	
6 -	30.542	20.336	<b>50.878 (1)</b>	<b>85.47</b>		<b>17:40:46.302</b>	
7 -	30.793	20.499	51.292	84.78	0.414	17:41:37.594	
8 -	31.195	<b>20.243</b>	51.438	84.54	0.560	17:42:29.032	
9 -	<b>30.476</b>	24.196	54.672	79.53	3.794	17:43:23.704	

P2		151		Andrew DENYER		Yamaha OW01 - me	
IDEAL LAP TIME : 51.799		BEST LAP TIME : 51.868		DIFFERENCE : 0.069			
LAP	SECTOR 1	SECTOR 2	LAP TIME	MPH	DIFF	TIME OF DAY	
1 -		20.970	58.361	74.51	6.493	17:36:34.111	
2 -	32.021	20.953	52.974	82.08	1.106	17:37:27.085	
3 -	31.442	21.018	52.460	82.89	0.592	17:38:19.545	
4 -	31.261	20.882	52.143 (3)	83.39	0.275	17:39:11.688	
5 -	31.261	20.935	52.196	83.31	0.328	17:40:03.884	
6 -	31.249	<b>20.810</b>	52.059 (2)	83.53	0.191	17:40:55.943	
7 -	<b>30.989</b>	20.879	<b>51.868 (1)</b>	<b>83.83</b>		<b>17:41:47.811</b>	
8 -	31.257	20.961	52.218	83.27	0.350	17:42:40.029	
9 -	31.442	20.881	52.323	83.11	0.455	17:43:32.352	

P3		69		Tony RUSSO		Yamaha R6 - Wymark Lubricants	
IDEAL LAP TIME : 51.645		BEST LAP TIME : 51.650		DIFFERENCE : 0.005			
LAP	SECTOR 1	SECTOR 2	LAP TIME	MPH	DIFF	TIME OF DAY	
1 -		21.101	59.230	73.41	7.580	17:36:34.980	
2 -	32.140	20.720	52.860	82.26	1.210	17:37:27.840	
3 -	31.782	20.767	52.549	82.75	0.899	17:38:20.389	
4 -	31.602	<b>20.504</b>	52.106	83.45	0.456	17:39:12.495	
5 -	31.291	20.670	51.961 (2)	83.68	0.311	17:40:04.456	
6 -	31.337	20.706	52.043 (3)	83.55	0.393	17:40:56.499	
7 -	<b>31.141</b>	20.509	<b>51.650 (1)</b>	<b>84.19</b>		<b>17:41:48.149</b>	
8 -	31.402	20.761	52.163	83.36	0.513	17:42:40.312	
9 -	31.470	20.652	52.122	83.43	0.472	17:43:32.434	

P4		52		Elliot FRICKER		Honda CBR600 - Credit card	
IDEAL LAP TIME : 51.847		BEST LAP TIME : 52.019		DIFFERENCE : 0.172			
LAP	SECTOR 1	SECTOR 2	LAP TIME	MPH	DIFF	TIME OF DAY	
1 -		21.138	58.193	74.72	6.174	17:36:33.943	
2 -	31.864	21.139	53.003	82.04	0.984	17:37:26.946	
3 -	31.346	21.018	52.364	83.04	0.345	17:38:19.310	
4 -	31.303	20.999	52.302	83.14	0.283	17:39:11.612	
5 -	31.167	21.038	52.205 (2)	83.29	0.186	17:40:03.817	
6 -	<b>31.036</b>	20.983	<b>52.019 (1)</b>	<b>83.59</b>		<b>17:40:55.836</b>	
7 -	31.440	<b>20.811</b>	52.251 (3)	83.22	0.232	17:41:48.087	
8 -	31.099	21.169	52.268	83.19	0.249	17:42:40.355	
9 -	31.698	20.902	52.600	82.67	0.581	17:43:32.955	

# BMCRC - MRO Championships 2023 - Rnd 8 @ Brands Hatch Indy

## BMCRC Thunderbike Sport & BMCRC SuperTwins

### RACE 18 - SECTOR ANALYSIS



SECTOR 1 = FL to I1, SECTOR 2 = I1 to FL, DIFF = Difference To Personal Best Lap, P = Crossed Finish Line in Pit Lane, D = Time Disallowed

<b>P5 48</b>		<b>Shaun WALLIS</b>		Yamaha R6 - MBC Despatch Racing			
IDEAL LAP TIME : 51.655		BEST LAP TIME : 52.056		DIFFERENCE : 0.401			
LAP	SECTOR 1	SECTOR 2	LAP TIME	MPH	DIFF	TIME OF DAY	
1 -		21.162	58.811	73.94	6.755	17:36:34.561	
2 -	32.047	20.866	52.913	82.18	0.857	17:37:27.474	
3 -	31.272	20.869	52.141 (2)	83.40	0.085	17:38:19.615	
4 -	31.356	20.968	52.324	83.10	0.268	17:39:11.939	
5 -	31.568	20.770	52.338	83.08	0.282	17:40:04.277	
6 -	31.326	21.012	52.338	83.08	0.282	17:40:56.615	
7 -	31.453	20.603	<b>52.056 (1)</b>	<b>83.53</b>		<b>17:41:48.671</b>	
8 -	<b>31.073</b>	21.566	52.639	82.61	0.583	17:42:41.310	
9 -	31.578	<b>20.582</b>	52.160 (3)	83.37	0.104	17:43:33.470	

<b>P6 77</b>		<b>David MAY</b>		Suzuki GSXR600 - Orchard cooling/ team Silver Arrows			
IDEAL LAP TIME : 52.223		BEST LAP TIME : 52.283		DIFFERENCE : 0.060			
LAP	SECTOR 1	SECTOR 2	LAP TIME	MPH	DIFF	TIME OF DAY	
1 -		21.216	58.711	74.06	6.428	17:36:34.461	
2 -	32.023	20.893	52.916	82.17	0.633	17:37:27.377	
3 -	31.772	20.981	52.753 (3)	82.43	0.470	17:38:20.130	
4 -	31.437	<b>20.846</b>	<b>52.283 (1)</b>	<b>83.17</b>		<b>17:39:12.413</b>	
5 -	31.922	21.148	53.070	81.94	0.787	17:40:05.483	
6 -	31.798	21.110	52.908	82.19	0.625	17:40:58.391	
7 -	<b>31.377</b>	20.979	52.356 (2)	83.05	0.073	17:41:50.747	
8 -	31.880	21.129	53.009	82.03	0.726	17:42:43.756	
9 -	31.936	20.982	52.918	82.17	0.635	17:43:36.674	

<b>P7 97</b>		<b>Alex MANN</b>		Honda CBR600RR - Michael Jones Jeweller, Esprit Group, Carl			
IDEAL LAP TIME : 52.358		BEST LAP TIME : 52.449		DIFFERENCE : 0.091			
LAP	SECTOR 1	SECTOR 2	LAP TIME	MPH	DIFF	TIME OF DAY	
1 -		21.184	58.951	73.76	6.502	17:36:34.701	
2 -	32.001	20.939	52.940	82.14	0.491	17:37:27.641	
3 -	<b>31.737</b>	20.947	52.684 (3)	82.54	0.235	17:38:20.325	
4 -	31.828	<b>20.621</b>	<b>52.449 (1)</b>	<b>82.91</b>		<b>17:39:12.774</b>	
5 -	31.805	20.728	52.533 (2)	82.77	0.084	17:40:05.307	
6 -	32.585	21.143	53.728	80.93	1.279	17:40:59.035	
7 -	32.280	21.453	53.733	80.92	1.284	17:41:52.768	
8 -	31.971	20.942	52.913	82.18	0.464	17:42:45.681	
9 -	32.961	21.115	54.076	80.41	1.627	17:43:39.757	

<b>P8 25</b>		<b>Harrison DAY</b>		Yamaha R6 -			
IDEAL LAP TIME : 52.458		BEST LAP TIME : 52.683		DIFFERENCE : 0.225			
LAP	SECTOR 1	SECTOR 2	LAP TIME	MPH	DIFF	TIME OF DAY	
1 -		21.681	1:00.437	71.95	7.754	17:36:36.187	
2 -	32.572	21.347	53.919	80.65	1.236	17:37:30.106	
3 -	32.170	21.142	53.312	81.56	0.629	17:38:23.418	
4 -	32.150	<b>20.994</b>	53.144	81.82	0.461	17:39:16.562	
5 -	31.732	21.158	52.890	82.21	0.207	17:40:09.452	
6 -	31.609	21.074	<b>52.683 (1)</b>	<b>82.54</b>		<b>17:41:02.135</b>	
7 -	<b>31.464</b>	21.274	52.738 (2)	82.45	0.055	17:41:54.873	
8 -	31.701	21.154	52.855 (3)	82.27	0.172	17:42:47.728	
9 -	31.622	21.386	53.008	82.03	0.325	17:43:40.736	

# BMCRC - MRO Championships 2023 - Rnd 8 @ Brands Hatch Indy

## BMCRC Thunderbike Sport & BMCRC SuperTwins

### RACE 18 - SECTOR ANALYSIS



SECTOR 1 = FL to I1, SECTOR 2 = I1 to FL, DIFF = Difference To Personal Best Lap, P = Crossed Finish Line in Pit Lane, D = Time Disallowed

<b>P9 81 Malvern MAY</b>		Honda CBR600RR - IMP racing				
IDEAL LAP TIME : 52.373		BEST LAP TIME : 52.601		DIFFERENCE : 0.228		
LAP	SECTOR 1	SECTOR 2	LAP TIME	MPH	DIFF	TIME OF DAY
1 -		22.167	1:01.412	70.80	8.811	17:36:37.162
2 -	32.458	21.337	53.795	80.83	1.194	17:37:30.957
3 -	32.411	21.515	53.926	80.64	1.325	17:38:24.883
4 -	32.570	21.159	53.729	80.93	1.128	17:39:18.612
5 -	31.709	21.232	52.941 (3)	82.14	0.340	17:40:11.553
6 -	<b>31.437</b>	21.164	<b>52.601 (1)</b>	<b>82.67</b>		<b>17:41:04.154</b>
7 -	31.935	<b>20.936</b>	52.871 (2)	82.24	0.270	17:41:57.025
8 -	31.685	21.316	53.001	82.04	0.400	17:42:50.026
9 -	31.854	21.599	53.453	81.35	0.852	17:43:43.479

<b>P10 7 R Darren TAYLOR</b>		Kawasaki ZX6R - Market Cross Cafe Swaffham. Downham Acci				
IDEAL LAP TIME : 53.191		BEST LAP TIME : 53.337		DIFFERENCE : 0.146		
LAP	SECTOR 1	SECTOR 2	LAP TIME	MPH	DIFF	TIME OF DAY
1 -		21.603	1:00.734	71.60	7.397	17:36:36.484
2 -	32.595	21.633	54.228	80.19	0.891	17:37:30.712
3 -	32.302	21.429	53.731 (3)	80.93	0.394	17:38:24.443
4 -	32.408	21.336	53.744	80.91	0.407	17:39:18.187
5 -	32.690	21.457	54.147	80.31	0.810	17:40:12.334
6 -	32.523	21.333	53.856	80.74	0.519	17:41:06.190
7 -	32.707	21.508	54.215	80.21	0.878	17:42:00.405
8 -	32.107	<b>21.230</b>	<b>53.337 (1)</b>	<b>81.53</b>		<b>17:42:53.742</b>
9 -	<b>31.961</b>	21.412	53.373 (2)	81.47	0.036	17:43:47.115

<b>P11 994 R Adrian HOWARD</b>		Suzuki GSXR 600 - Geary Roofing & Building Services				
IDEAL LAP TIME : 53.038		BEST LAP TIME : 53.196		DIFFERENCE : 0.158		
LAP	SECTOR 1	SECTOR 2	LAP TIME	MPH	DIFF	TIME OF DAY
1 -		22.021	1:01.708	70.47	8.512	17:36:37.458
2 -	32.628	21.388	54.016	80.50	0.820	17:37:31.474
3 -	32.612	21.414	54.026	80.49	0.830	17:38:25.500
4 -	32.212	21.260	53.472 (3)	81.32	0.276	17:39:18.972
5 -	32.193	21.310	53.503	81.27	0.307	17:40:12.475
6 -	32.260	21.366	53.626	81.09	0.430	17:41:06.101
7 -	32.870	21.965	54.835	79.30	1.639	17:42:00.936
8 -	<b>31.956</b>	21.309	53.265 (2)	81.64	0.069	17:42:54.201
9 -	32.114	<b>21.082</b>	<b>53.196 (1)</b>	<b>81.74</b>		<b>17:43:47.397</b>

<b>P12 17 SUP Phil BAKER</b>		BMW F900 -				
IDEAL LAP TIME : 53.057		BEST LAP TIME : 53.057		DIFFERENCE : 0.000		
LAP	SECTOR 1	SECTOR 2	LAP TIME	MPH	DIFF	TIME OF DAY
1 -		22.014	1:03.299	68.69	10.242	17:36:39.049
2 -	32.686	21.515	54.201	80.23	1.144	17:37:33.250
3 -	32.525	21.698	54.223	80.19	1.166	17:38:27.473
4 -	32.421	21.280	53.701	80.97	0.644	17:39:21.174
5 -	32.321	21.243	53.564	81.18	0.507	17:40:14.738
6 -	32.152	21.177	53.329	81.54	0.272	17:41:08.067
7 -	32.115	21.149	53.264 (3)	81.64	0.207	17:42:01.331
8 -	<b>32.006</b>	<b>21.051</b>	<b>53.057 (1)</b>	<b>81.96</b>		<b>17:42:54.388</b>
9 -	32.025	21.141	53.166 (2)	81.79	0.109	17:43:47.554

# BMCRC - MRO Championships 2023 - Rnd 8 @ Brands Hatch Indy

## BMCRC Thunderbike Sport & BMCRC SuperTwins

### RACE 18 - SECTOR ANALYSIS



SECTOR 1 = FL to I1, SECTOR 2 = I1 to FL, DIFF = Difference To Personal Best Lap, P = Crossed Finish Line in Pit Lane, D = Time Disallowed

P13 888 SUP		Brandon WRIGHT		Suzuki SV650 - 888 Vapour			
IDEAL LAP TIME : 53.099		BEST LAP TIME : 53.099		DIFFERENCE : 0.000			
LAP	SECTOR 1	SECTOR 2	LAP TIME	MPH	DIFF	TIME OF DAY	
1 -		21.628	1:01.222	71.02	8.123	17:36:36.972	
2 -	32.992	21.587	54.579	79.67	1.480	17:37:31.551	
3 -	32.771	21.427	54.198	80.23	1.099	17:38:25.749	
4 -	32.410	21.444	53.854	80.74	0.755	17:39:19.603	
5 -	32.178	21.490	53.668 (3)	81.02	0.569	17:40:13.271	
6 -	32.224	21.114	53.338 (2)	81.52	0.239	17:41:06.609	
7 -	32.700	21.600	54.300	80.08	1.201	17:42:00.909	
8 -	32.409	21.429	53.838	80.77	0.739	17:42:54.747	
9 -	<b>32.058</b>	<b>21.041</b>	<b>53.099 (1)</b>	<b>81.89</b>		<b>17:43:47.846</b>	

P14 58 SUP		Michael ALLEN		Kawasaki ER6 -			
IDEAL LAP TIME : 53.387		BEST LAP TIME : 53.678		DIFFERENCE : 0.291			
LAP	SECTOR 1	SECTOR 2	LAP TIME	MPH	DIFF	TIME OF DAY	
1 -		21.597	1:00.292	72.12	6.614	17:36:36.042	
2 -	32.771	21.577	54.348	80.01	0.670	17:37:30.390	
3 -	32.617	21.726	54.343	80.02	0.665	17:38:24.733	
4 -	32.912	21.446	54.358	79.99	0.680	17:39:19.091	
5 -	32.492	21.190	53.682 (2)	81.00	0.004	17:40:12.773	
6 -	32.975	21.148	54.123	80.34	0.445	17:41:06.896	
7 -	32.942	21.335	54.277	80.11	0.599	17:42:01.173	
8 -	32.790	<b>21.041</b>	53.831 (3)	80.78	0.153	17:42:55.004	
9 -	<b>32.346</b>	21.332	<b>53.678 (1)</b>	<b>81.01</b>		<b>17:43:48.682</b>	

P15 74 SUP		Daniel BLACK		Suzukis SV650 - DAD			
IDEAL LAP TIME : 53.821		BEST LAP TIME : 53.821		DIFFERENCE : 0.000			
LAP	SECTOR 1	SECTOR 2	LAP TIME	MPH	DIFF	TIME OF DAY	
1 -		22.571	1:03.679	68.28	9.858	17:36:39.429	
2 -	33.120	22.236	55.356	78.55	1.535	17:37:34.785	
3 -	<b>32.271</b>	<b>21.550</b>	<b>53.821 (1)</b>	<b>80.79</b>		<b>17:38:28.606</b>	
4 -	32.307	21.674	53.981 (2)	80.55	0.160	17:39:22.587	
5 -	32.486	21.774	54.260 (3)	80.14	0.439	17:40:16.847	
6 -	32.657	21.765	54.422	79.90	0.601	17:41:11.269	
7 -	32.576	21.804	54.380	79.96	0.559	17:42:05.649	
8 -	32.643	21.800	54.443	79.87	0.622	17:43:00.092	
9 -	32.875	21.978	54.853	79.27	1.032	17:43:54.945	

P16 45 SUP		Terence QUINCE		Suzuki SV650 - K&Q, HM Racing, Titan-x			
IDEAL LAP TIME : 54.205		BEST LAP TIME : 54.413		DIFFERENCE : 0.208			
LAP	SECTOR 1	SECTOR 2	LAP TIME	MPH	DIFF	TIME OF DAY	
1 -		21.993	1:02.242	69.86	7.829	17:36:37.992	
2 -	33.145	21.854	54.999	79.06	0.586	17:37:32.991	
3 -	32.502	21.928	54.430 (2)	79.89	0.017	17:38:27.421	
4 -	33.442	22.265	55.707	78.06	1.294	17:39:23.128	
5 -	32.814	<b>21.720</b>	54.534 (3)	79.74	0.121	17:40:17.662	
6 -	32.501	21.912	<b>54.413 (1)</b>	<b>79.91</b>		<b>17:41:12.075</b>	
7 -	32.691	21.960	54.651	79.57	0.238	17:42:06.726	
8 -	32.715	21.905	54.620	79.61	0.207	17:43:01.346	
9 -	<b>32.485</b>	22.131	54.616	79.62	0.203	17:43:55.962	

# BMCRC - MRO Championships 2023 - Rnd 8 @ Brands Hatch Indy

## BMCRC Thunderbike Sport & BMCRC SuperTwins

### RACE 18 - SECTOR ANALYSIS



SECTOR 1 = FL to I1, SECTOR 2 = I1 to FL, DIFF = Difference To Personal Best Lap, P = Crossed Finish Line in Pit Lane, D = Time Disallowed

P17 109 SUP		Chris CAYFORD		Honda CB500 - Multi-Tech Coachworks			
IDEAL LAP TIME : 54.691		BEST LAP TIME : 54.750		DIFFERENCE : 0.059			
LAP	SECTOR 1	SECTOR 2	LAP TIME	MPH	DIFF	TIME OF DAY	
1 -		22.611	1:03.136	68.87	8.386	17:36:38.886	
2 -	33.611	22.386	55.997	77.65	1.247	17:37:34.883	
3 -	33.168	22.265	55.433	78.44	0.683	17:38:30.316	
4 -	33.008	22.247	55.255	78.70	0.505	17:39:25.571	
5 -	32.702	<b>22.111</b>	54.813 (2)	79.33	0.063	17:40:20.384	
6 -	32.890	22.200	55.090	78.93	0.340	17:41:15.474	
7 -	32.823	22.226	55.049	78.99	0.299	17:42:10.523	
8 -	<b>32.580</b>	22.170	<b>54.750 (1)</b>	<b>79.42</b>		<b>17:43:05.273</b>	
9 -	32.767	22.231	54.998 (3)	79.06	0.248	17:44:00.271	

P18 68		Mark HILL		DUCATI S2R - Mhp exhausts			
IDEAL LAP TIME : 54.427		BEST LAP TIME : 54.465		DIFFERENCE : 0.038			
LAP	SECTOR 1	SECTOR 2	LAP TIME	MPH	DIFF	TIME OF DAY	
1 -		22.251	1:03.223	68.78	8.758	17:36:38.973	
2 -	33.726	22.273	55.999	77.65	1.534	17:37:34.972	
3 -	33.384	<b>21.819</b>	55.203	78.77	0.738	17:38:30.175	
4 -	33.350	22.136	55.486	78.37	1.021	17:39:25.661	
5 -	33.235	21.990	55.225	78.74	0.760	17:40:20.886	
6 -	32.820	22.057	54.877 (2)	79.24	0.412	17:41:15.763	
7 -	33.100	22.162	55.262	78.69	0.797	17:42:11.025	
8 -	32.967	21.924	54.891 (3)	79.22	0.426	17:43:05.916	
9 -	<b>32.608</b>	21.857	<b>54.465 (1)</b>	<b>79.84</b>		<b>17:44:00.381</b>	

P19 4 SUP		Hayden KILLWORTH		Suzuki SK SV650 - Bradley Hix (H11xy) @Green Plant UK			
IDEAL LAP TIME : 54.728		BEST LAP TIME : 54.938		DIFFERENCE : 0.210			
LAP	SECTOR 1	SECTOR 2	LAP TIME	MPH	DIFF	TIME OF DAY	
1 -		23.209	1:05.212	66.68	10.274	17:36:40.962	
2 -	34.068	22.111	56.179	77.40	1.241	17:37:37.141	
3 -	33.101	22.235	55.336	78.58	0.398	17:38:32.477	
4 -	32.980	22.114	55.094	78.93	0.156	17:39:27.571	
5 -	33.053	22.320	55.373	78.53	0.435	17:40:22.944	
6 -	33.014	22.256	55.270	78.67	0.332	17:41:18.214	
7 -	32.808	22.221	55.029 (3)	79.02	0.091	17:42:13.243	
8 -	32.903	<b>22.035</b>	<b>54.938 (1)</b>	<b>79.15</b>		<b>17:43:08.181</b>	
9 -	<b>32.693</b>	22.260	54.953 (2)	79.13	0.015	17:44:03.134	

P20 139		Rob MARLEY		Honda CBR600F3 - PearTree Racing			
IDEAL LAP TIME :		BEST LAP TIME : 55.040		DIFFERENCE :			
LAP	SECTOR 1	SECTOR 2	LAP TIME	MPH	DIFF	TIME OF DAY	
1 -			1:04.605	67.31	9.565	17:36:40.355	
2 -			58.154	74.77	3.114	17:37:38.509	
3 -			56.265	77.28	1.225	17:38:34.774	
4 -			56.236	77.32	1.196	17:39:31.010	
5 -			56.137	77.46	1.097	17:40:27.147	
6 -			56.141	77.45	1.101	17:41:23.288	
7 -			56.089 (3)	77.53	1.049	17:42:19.377	
8 -			55.325 (2)	78.60	0.285	17:43:14.702	
9 -			<b>55.040 (1)</b>	<b>79.00</b>		<b>17:44:09.742</b>	

# BMCRC - MRO Championships 2023 - Rnd 8 @ Brands Hatch Indy

## BMCRC Thunderbike Sport & BMCRC SuperTwins

### RACE 18 - SECTOR ANALYSIS



SECTOR 1 = FL to I1, SECTOR 2 = I1 to FL, DIFF = Difference To Personal Best Lap, P = Crossed Finish Line in Pit Lane, D = Time Disallowed

P21 67 R		Simon HARVEY		Suzuki SV650 -		
IDEAL LAP TIME : 54.847		BEST LAP TIME : 55.138		DIFFERENCE : 0.291		
LAP	SECTOR 1	SECTOR 2	LAP TIME	MPH	DIFF	TIME OF DAY
1 -		23.336	1:05.796	66.09	10.658	17:36:41.546
2 -	34.925	22.952	57.877	75.13	2.739	17:37:39.423
3 -	34.496	22.669	57.165	76.07	2.027	17:38:36.588
4 -	34.194	22.250	56.444	77.04	1.306	17:39:33.032
5 -	33.723	22.007	55.730	78.02	0.592	17:40:28.762
6 -	33.693	21.999	55.692 (3)	78.08	0.554	17:41:24.454
7 -	33.210	22.595	55.805	77.92	0.667	17:42:20.259
8 -	33.295	<b>21.843</b>	<b>55.138 (1)</b>	<b>78.86</b>		<b>17:43:15.397</b>
9 -	<b>33.004</b>	22.151	55.155 (2)	78.84	0.017	17:44:10.552

P22 137 R		Colin McPHERSON		Yamaha R6 -		
IDEAL LAP TIME : 54.906		BEST LAP TIME : 54.968		DIFFERENCE : 0.062		
LAP	SECTOR 1	SECTOR 2	LAP TIME	MPH	DIFF	TIME OF DAY
1 -		23.078	1:05.864	66.02	10.896	17:36:41.614
2 -	34.483	22.768	57.251	75.95	2.283	17:37:38.865
3 -	34.862	22.460	57.322	75.86	2.354	17:38:36.187
4 -	33.985	22.360	56.345	77.17	1.377	17:39:32.532
5 -	33.973	22.364	56.337	77.18	1.369	17:40:28.869
6 -	34.249	21.903	56.152	77.44	1.184	17:41:25.021
7 -	33.688	22.086	55.774 (3)	77.96	0.806	17:42:20.795
8 -	33.316	<b>21.652</b>	<b>54.968 (1)</b>	<b>79.11</b>		<b>17:43:15.763</b>
9 -	<b>33.254</b>	21.792	55.046 (2)	78.99	0.078	17:44:10.809

P23 47 SUP		Tristan BOHANAN		SUZUKI SV 650 -		
IDEAL LAP TIME : 55.838		BEST LAP TIME : 55.952		DIFFERENCE : 0.114		
LAP	SECTOR 1	SECTOR 2	LAP TIME	MPH	DIFF	TIME OF DAY
1 -		23.198	1:06.671	65.22	10.719	17:36:42.421
2 -	34.929	22.637	57.566	75.54	1.614	17:37:39.987
3 -	34.394	22.711	57.105	76.15	1.153	17:38:37.092
4 -	34.026	22.427	56.453 (3)	77.03	0.501	17:39:33.545
5 -	34.253	<b>22.316</b>	56.569	76.87	0.617	17:40:30.114
6 -	<b>33.522</b>	22.430	<b>55.952 (1)</b>	<b>77.72</b>		<b>17:41:26.066</b>
7 -	33.585	22.517	56.102 (2)	77.51	0.150	17:42:22.168
8 -	34.081	22.611	56.692	76.70	0.740	17:43:18.860
9 -	34.291	22.716	57.007	76.28	1.055	17:44:15.867

P24 51		Paul BEESLEY		Yamaha R6 -		
IDEAL LAP TIME : 56.116		BEST LAP TIME : 56.116		DIFFERENCE : 0.000		
LAP	SECTOR 1	SECTOR 2	LAP TIME	MPH	DIFF	TIME OF DAY
1 -		23.029	1:05.313	66.58	9.197	17:36:41.063
2 -	35.247	22.978	58.225	74.68	2.109	17:37:39.288
3 -	34.581	23.125	57.706	75.35	1.590	17:38:36.994
4 -	34.254	22.681	56.935	76.37	0.819	17:39:33.929
5 -	34.482	22.512	56.994	76.29	0.878	17:40:30.923
6 -	33.813	22.415	56.228 (2)	77.33	0.112	17:41:27.151
7 -	33.947	22.566	56.513 (3)	76.94	0.397	17:42:23.664
8 -	<b>33.794</b>	<b>22.322</b>	<b>56.116 (1)</b>	<b>77.49</b>		<b>17:43:19.780</b>
9 -	34.074	22.890	56.964	76.33	0.848	17:44:16.744

# BMCRC - MRO Championships 2023 - Rnd 8 @ Brands Hatch Indy

## BMCRC Thunderbike Sport & BMCRC SuperTwins

### RACE 18 - SECTOR ANALYSIS



SECTOR 1 = FL to I1, SECTOR 2 = I1 to FL, DIFF = Difference To Personal Best Lap, P = Crossed Finish Line in Pit Lane, D = Time Disallowed

P25 114		Richard BATE		Yamaha R6 - TEAM PSR			
IDEAL LAP TIME : 55.598		BEST LAP TIME : 55.936		DIFFERENCE : 0.338			
LAP	SECTOR 1	SECTOR 2	LAP TIME	MPH	DIFF	TIME OF DAY	
1 -		23.385	1:07.616	64.31	11.680	17:36:43.366	
2 -	35.097	22.676	57.773	75.27	1.837	17:37:41.139	
3 -	34.927	22.376	57.303	75.88	1.367	17:38:38.442	
4 -	34.306	22.085	56.391	77.11	0.455	17:39:34.833	
5 -	34.485	22.789	57.274	75.92	1.338	17:40:32.107	
6 -	33.917	22.019	<b>55.936 (1)</b>	<b>77.74</b>		<b>17:41:28.043</b>	
7 -	34.092	<b>22.012</b>	56.104 (2)	77.50	0.168	17:42:24.147	
8 -	34.147	22.059	56.206 (3)	77.36	0.270	17:43:20.353	
9 -	<b>33.586</b>	22.896	56.482	76.99	0.546	17:44:16.835	

P26 40 SUP		Simon WILKINSON		Suzuki SV650 - S P Wilkinson Engineering Ltd			
IDEAL LAP TIME : 56.379		BEST LAP TIME : 56.399		DIFFERENCE : 0.020			
LAP	SECTOR 1	SECTOR 2	LAP TIME	MPH	DIFF	TIME OF DAY	
1 -		23.211	1:06.448	65.44	10.049	17:36:42.198	
2 -	34.952	22.610	57.562	75.54	1.163	17:37:39.760	
3 -	34.980	22.509	57.489	75.64	1.090	17:38:37.249	
4 -	34.332	22.735	57.067	76.20	0.668	17:39:34.316	
5 -	34.563	22.357	56.920	76.39	0.521	17:40:31.236	
6 -	34.108	<b>22.291</b>	<b>56.399 (1)</b>	<b>77.10</b>		<b>17:41:27.635</b>	
7 -	<b>34.088</b>	22.313	56.401 (2)	77.10	0.002	17:42:24.036	
8 -	34.370	22.683	57.053	76.22	0.654	17:43:21.089	
9 -	34.331	22.422	56.753 (3)	76.62	0.354	17:44:17.842	

P27 689		David TREVEIL		Yamaha R6 -			
IDEAL LAP TIME : 55.792		BEST LAP TIME : 55.978		DIFFERENCE : 0.186			
LAP	SECTOR 1	SECTOR 2	LAP TIME	MPH	DIFF	TIME OF DAY	
1 -		23.137	1:09.602	62.47	13.624	17:36:45.352	
2 -	35.774	22.850	58.624	74.17	2.646	17:37:43.976	
3 -	35.952	23.040	58.992	73.71	3.014	17:38:42.968	
4 -	34.946	<b>21.905</b>	56.851 (3)	76.49	0.873	17:39:39.819	
5 -	34.671	22.719	57.390	75.77	1.412	17:40:37.209	
6 -	35.756	22.298	58.054	74.90	2.076	17:41:35.263	
7 -	<b>33.887</b>	22.091	<b>55.978 (1)</b>	<b>77.68</b>		<b>17:42:31.241</b>	
8 -	34.029	21.978	56.007 (2)	77.64	0.029	17:43:27.248	

P28 110 R		Michael CRUMPTON		Honda CBR 600 RR -			
IDEAL LAP TIME : 56.892		BEST LAP TIME : 57.230		DIFFERENCE : 0.338			
LAP	SECTOR 1	SECTOR 2	LAP TIME	MPH	DIFF	TIME OF DAY	
1 -		23.871	1:08.545	63.44	11.315	17:36:44.295	
2 -	35.781	<b>22.321</b>	58.102 (3)	74.84	0.872	17:37:42.397	
3 -	35.999	22.625	58.624	74.17	1.394	17:38:41.021	
4 -	35.507	22.856	58.363	74.50	1.133	17:39:39.384	
5 -	35.400	22.687	58.087 (2)	74.86	0.857	17:40:37.471	
6 -	35.566	22.744	58.310	74.57	1.080	17:41:35.781	
7 -	35.136	23.109	58.245	74.66	1.015	17:42:34.026	
8 -	<b>34.571</b>	22.659	<b>57.230 (1)</b>	<b>75.98</b>		<b>17:43:31.256</b>	



# BMCRC - MRO Championships 2023 - Rnd 8 @ Brands Hatch Indy

## BMCRC Thunderbike Sport & BMCRC SuperTwins

### RACE 18 - SECTOR ANALYSIS



SECTOR 1 = FL to I1, SECTOR 2 = I1 to FL, DIFF = Difference To Personal Best Lap, P = Crossed Finish Line in Pit Lane, D = Time Disallowed

P29 42		David ATKINS		- DA PLUMBING and MECHANICAL LTD		
IDEAL LAP TIME : 57.493		BEST LAP TIME : 57.493		DIFFERENCE : 0.000		
LAP	SECTOR 1	SECTOR 2	LAP TIME	MPH	DIFF	TIME OF DAY
1 -		23.521	1:08.451	63.52	10.958	17:36:44.201
2 -	35.084	23.273	58.357	74.51	0.864	17:37:42.558
3 -	34.736	23.200	57.936 (3)	75.05	0.443	17:38:40.494
4 -	34.858	23.509	58.367	74.50	0.874	17:39:38.861
5 -	35.127	23.627	58.754	74.01	1.261	17:40:37.615
6 -	35.796	23.400	59.196	73.46	1.703	17:41:36.811
7 -	<b>34.305</b>	<b>23.188</b>	<b>57.493 (1)</b>	<b>75.63</b>		<b>17:42:34.304</b>
8 -	34.498	23.331	57.829 (2)	75.19	0.336	17:43:32.133

P30 49		Oli CHAYTOR		Yamaha R6 - PearTree Racing		
IDEAL LAP TIME : 58.362		BEST LAP TIME : 58.364		DIFFERENCE : 0.002		
LAP	SECTOR 1	SECTOR 2	LAP TIME	MPH	DIFF	TIME OF DAY
1 -		23.572	1:08.727	63.27	10.363	17:36:44.477
2 -	36.383	<b>22.788</b>	59.171	73.49	0.807	17:37:43.648
3 -	36.192	22.929	59.121	73.55	0.757	17:38:42.769
4 -	36.260	22.901	59.161	73.50	0.797	17:39:41.930
5 -	35.766	22.884	58.650	74.14	0.286	17:40:40.580
6 -	<b>35.574</b>	22.790	<b>58.364 (1)</b>	<b>74.50</b>		<b>17:41:38.944</b>
7 -	35.651	22.881	58.532 (2)	74.29	0.168	17:42:37.476
8 -	35.683	22.966	58.649 (3)	74.14	0.285	17:43:36.125

P31 333		Andrew HOUGHTON		Husqvarna FS450 - Bahnstormer BMW		
IDEAL LAP TIME : 59.276		BEST LAP TIME : 59.283		DIFFERENCE : 0.007		
LAP	SECTOR 1	SECTOR 2	LAP TIME	MPH	DIFF	TIME OF DAY
1 -		24.361	1:10.385	61.78	11.102	17:36:46.135
2 -	36.105	23.965	1:00.070	72.39	0.787	17:37:46.205
3 -	35.633	23.859	59.492	73.09	0.209	17:38:45.697
4 -	35.671	23.948	59.619	72.93	0.336	17:39:45.316
5 -	<b>35.421</b>	23.862	<b>59.283 (1)</b>	<b>73.35</b>		<b>17:40:44.599</b>
6 -	35.501	23.955	59.456 (3)	73.13	0.173	17:41:44.055
7 -	35.464	24.038	59.502	73.08	0.219	17:42:43.557
8 -	35.444	<b>23.855</b>	59.299 (2)	73.33	0.016	17:43:42.856

P32 44 SUP		Tony PARKER		Kawasaki ER650RR - insta/youtube 44notpol		
IDEAL LAP TIME : 57.023		BEST LAP TIME : 57.137		DIFFERENCE : 0.114		
LAP	SECTOR 1	SECTOR 2	LAP TIME	MPH	DIFF	TIME OF DAY
1 -		22.931	1:05.475	66.41	8.338	17:36:41.225
2 -	34.600	22.957	57.557 (3)	75.55	0.420	17:37:38.782
3 -	34.641	<b>22.833</b>	57.474 (2)	75.66	0.337	17:38:36.256
4 -	<b>34.190</b>	22.947	<b>57.137 (1)</b>	<b>76.10</b>		<b>17:39:33.393</b>

# BMCRC - MRO Championships 2023 - Rnd 8 @ Brands Hatch Indy

## BMCRC Thunderbike Sport & BMCRC SuperTwins

### RACE 18 - BEST SECTORS

SECTOR 1			SECTOR 2			IDEAL / BEST COMPARISON						
POS	NO	NAME	TIME	NO	NAME	TIME	POS	NO	NAME	IDEAL	BEST	DIFF
									<b>PERFECT LAP</b>	<b>50.719</b>		
1	1	HILL	<b>30.476</b>	1	HILL	<b>20.243</b>	1	1	HILL	50.719	50.878	<b>0.159</b>
2	151	DENYER	<b>30.989</b>	69	RUSSO	<b>20.504</b>	2	69	RUSSO	51.645	51.650	<b>0.005</b>
3	52	FRICKER	<b>31.036</b>	48	WALLIS	<b>20.582</b>	3	48	WALLIS	51.655	52.056	<b>0.401</b>
4	48	WALLIS	<b>31.073</b>	97	MANN	<b>20.621</b>	4	151	DENYER	51.799	51.868	<b>0.069</b>
5	69	RUSSO	<b>31.141</b>	151	DENYER	<b>20.810</b>	5	52	FRICKER	51.847	52.019	<b>0.172</b>
6	77	MAY	<b>31.377</b>	52	FRICKER	<b>20.811</b>	6	77	MAY	52.223	52.283	<b>0.060</b>
7	81	MAY	<b>31.437</b>	77	MAY	<b>20.846</b>	7	97	MANN	52.358	52.449	<b>0.091</b>
8	25	DAY	<b>31.464</b>	81	MAY	<b>20.936</b>	8	81	MAY	52.373	52.601	<b>0.228</b>
9	97	MANN	<b>31.737</b>	25	DAY	<b>20.994</b>	9	25	DAY	52.458	52.683	<b>0.225</b>
10	994	HOWARD	<b>31.956</b>	888	WRIGHT	<b>21.041</b>	10	994	HOWARD	53.038	53.196	<b>0.158</b>
11	7	TAYLOR	<b>31.961</b>	58	ALLEN	<b>21.041</b>	11	17	BAKER	53.057	53.057	<b>0.000</b>
12	17	BAKER	<b>32.006</b>	17	BAKER	<b>21.051</b>	12	888	WRIGHT	53.099	53.099	<b>0.000</b>
13	888	WRIGHT	<b>32.058</b>	994	HOWARD	<b>21.082</b>	13	7	TAYLOR	53.191	53.337	<b>0.146</b>
14	74	BLACK	<b>32.271</b>	7	TAYLOR	<b>21.230</b>	14	58	ALLEN	53.387	53.678	<b>0.291</b>
15	58	ALLEN	<b>32.346</b>	74	BLACK	<b>21.550</b>	15	74	BLACK	53.821	53.821	<b>0.000</b>
16	45	QUINCE	<b>32.485</b>	137	McPHERSON	<b>21.652</b>	16	45	QUINCE	54.205	54.413	<b>0.208</b>
17	109	CAYFORD	<b>32.580</b>	45	QUINCE	<b>21.720</b>	17	68	HILL	54.427	54.465	<b>0.038</b>
18	68	HILL	<b>32.608</b>	68	HILL	<b>21.819</b>	18	109	CAYFORD	54.691	54.750	<b>0.059</b>
19	4	KILLWORTH	<b>32.693</b>	67	HARVEY	<b>21.843</b>	19	4	KILLWORTH	54.728	54.938	<b>0.210</b>
20	67	HARVEY	<b>33.004</b>	689	TREVEIL	<b>21.905</b>	20	67	HARVEY	54.847	55.138	<b>0.291</b>
21	137	McPHERSON	<b>33.254</b>	114	BATE	<b>22.012</b>	21	137	McPHERSON	54.906	54.968	<b>0.062</b>
22	47	BOHANAN	<b>33.522</b>	4	KILLWORTH	<b>22.035</b>	22	114	BATE	55.598	55.936	<b>0.338</b>
23	114	BATE	<b>33.586</b>	109	CAYFORD	<b>22.111</b>	23	689	TREVEIL	55.792	55.978	<b>0.186</b>
24	51	BEESLEY	<b>33.794</b>	40	WILKINSON	<b>22.291</b>	24	47	BOHANAN	55.838	55.952	<b>0.114</b>
25	689	TREVEIL	<b>33.887</b>	47	BOHANAN	<b>22.316</b>	25	51	BEESLEY	56.116	56.116	<b>0.000</b>
26	40	WILKINSON	<b>34.088</b>	110	CRUMPTON	<b>22.321</b>	26	40	WILKINSON	56.379	56.399	<b>0.020</b>
27	44	PARKER	<b>34.190</b>	51	BEESLEY	<b>22.322</b>	27	110	CRUMPTON	56.892	57.230	<b>0.338</b>
28	42	ATKINS	<b>34.305</b>	49	CHAYTOR	<b>22.788</b>	28	44	PARKER	57.023	57.137	<b>0.114</b>
29	110	CRUMPTON	<b>34.571</b>	44	PARKER	<b>22.833</b>	29	42	ATKINS	57.493	57.493	<b>0.000</b>
30	333	HOUGHTON	<b>35.421</b>	42	ATKINS	<b>23.188</b>	30	49	CHAYTOR	58.362	58.364	<b>0.002</b>
31	49	CHAYTOR	<b>35.574</b>	333	HOUGHTON	<b>23.855</b>	31	333	HOUGHTON	59.276	59.283	<b>0.007</b>
32							32	139	MARLEY		55.040	

# BMCRC - MRO Championships 2023 - Rnd 8 @ Brands Hatch Indy

## BMCRC Thunderbike Sport & BMCRC SuperTwins

### RACE 18 - STATISTICS

**Competitors Started** 32  
**Planned Start** 2023-09-30 @ 16:45:00.000  
**Actual Start** 2023-09-30 @ 17:35:35.749  
**Finish Time** 2023-09-30 @ 17:43:23.703  
**Track Length** 1.2079mi.  
**Total Laps** 278  
**Total Distance Covered** 335.8088mi.

#### Session Fastest Lap History

NO	CL	NAME	LAP TIME	TIME OF DAY	LAP	VEHICLE
1		Jeremy HILL	<b>51.089</b>	17:37:22.453	2	Yamaha R6
1		Jeremy HILL	<b>50.910</b>	17:38:13.362	3	Yamaha R6
1		Jeremy HILL	<b>50.878</b>	17:40:46.305	6	Yamaha R6

#### Session Leader History

NO	CL	NAME	FROM LAP	LAPS LED	DISTANCE	VEHICLE
1		Jeremy HILL	1	9	10.87 miles	Yamaha R6

#### Flag History

TYPE	TIME OF DAY
GREEN	17:35:35.749
FINISH	17:43:23.703

#### Flag Statistics

TYPE	COUNT	TOTAL LAPS	TOTAL TIME
Green	1	9	8:53.885
Red	0	0	0.000
Safety Car	0	0	0.000
FCY	0	0	0.000

# BMCRC - MRO Championships 2023 - Rnd 8 @ Brands Hatch Indy

## BMCRC Thunderbike Sport & BMCRC SuperTwins

### RACE 18 - STATISTICS

**CLASS :**

17 Starters

#### Fastest Lap History

NO	NAME	LAP TIME	TIME OF DAY	LAP	VEHICLE
1	Jeremy HILL	<b>51.089</b>	17:37:22.453	2	Yamaha R6
1	Jeremy HILL	<b>50.910</b>	17:38:13.362	3	Yamaha R6
1	Jeremy HILL	<b>50.878</b>	17:40:46.305	6	Yamaha R6

#### Leader History

NO	NAME	FROM LAP	LAPS LED	DISTANCE	VEHICLE
1	Jeremy HILL	1	9	10.87 miles	Yamaha R6

# BMCRC - MRO Championships 2023 - Rnd 8 @ Brands Hatch Indy

## BMCRC Thunderbike Sport & BMCRC SuperTwins

### RACE 18 - STATISTICS

CLASS : R

5 Starters

#### Fastest Lap History

NO	NAME	LAP TIME	TIME OF DAY	LAP	VEHICLE
7	Darren TAYLOR	<b>54.228</b>	17:37:30.735	2	Kawasaki ZX6R
994	Adrian HOWARD	<b>54.016</b>	17:37:31.480	2	Suzuki GSXR 600
7	Darren TAYLOR	<b>53.731</b>	17:38:24.466	3	Kawasaki ZX6R
994	Adrian HOWARD	<b>53.472</b>	17:39:18.978	4	Suzuki GSXR 600
7	Darren TAYLOR	<b>53.337</b>	17:42:53.765	8	Kawasaki ZX6R
994	Adrian HOWARD	<b>53.265</b>	17:42:54.207	8	Suzuki GSXR 600
994	Adrian HOWARD	<b>53.196</b>	17:43:47.402	9	Suzuki GSXR 600

#### Leader History

NO	NAME	FROM LAP	LAPS LED	DISTANCE	VEHICLE
7	Darren TAYLOR	1	5	6.03 miles	Kawasaki ZX6R
994	Adrian HOWARD	6	1	1.20 miles	Suzuki GSXR 600
7	Darren TAYLOR	7	3	3.62 miles	Kawasaki ZX6R

# BMCRC - MRO Championships 2023 - Rnd 8 @ Brands Hatch Indy

## BMCRC Thunderbike Sport & BMCRC SuperTwins

### RACE 18 - STATISTICS

CLASS : SUP

10 Starters

#### Fastest Lap History

NO	NAME	LAP TIME	TIME OF DAY	LAP	VEHICLE
58	Michael ALLEN	54.348	17:37:30.415	2	Kawasaki ER6
17	Phil BAKER	54.201	17:37:33.273	2	BMW F900
888	Brandon WRIGHT	54.198	17:38:25.760	3	Suzuki SV650
74	Daniel BLACK	53.821	17:38:28.619	3	Suzukis SV650
17	Phil BAKER	53.701	17:39:21.197	4	BMW F900
58	Michael ALLEN	53.682	17:40:12.798	5	Kawasaki ER6
888	Brandon WRIGHT	53.668	17:40:13.279	5	Suzuki SV650
17	Phil BAKER	53.564	17:40:14.760	5	BMW F900
888	Brandon WRIGHT	53.338	17:41:06.619	6	Suzuki SV650
17	Phil BAKER	53.329	17:41:08.090	6	BMW F900
17	Phil BAKER	53.264	17:42:01.354	7	BMW F900
17	Phil BAKER	53.057	17:42:54.411	8	BMW F900

#### Leader History

NO	NAME	FROM LAP	LAPS LED	DISTANCE	VEHICLE
58	Michael ALLEN	1	5	6.03 miles	Kawasaki ER6
888	Brandon WRIGHT	6	2	2.41 miles	Suzuki SV650
17	Phil BAKER	8	2	2.41 miles	BMW F900


# BMCRC - MRO Championships 2023 - Rnd 8 @ Brands Hatch Indy

## BMCRC Thunderbike Sport & BMCRC SuperTwins

### RACE 7 - GRID (11 Laps)

ROW 13	39		38		37	127	John DAY		
ROW 12	36	35	Logan STONE	35	93	Tony BOTTO	34	46	Richard HODGES
ROW 11	33	86	Jamie KELMAN	32	333	Andrew HOUGHTON	31	49	Oli CHAYTOR
ROW 10	30	42	David ATKINS	29	110	Michael CRUMPTON	28	44	Tony PARKER
ROW 9	27	40	Simon WILKINSON	26	51	Paul BEESLEY	25	689	David TREVEIL
ROW 8	24	47	Tristan BOHANAN	23	114	Richard BATE	22	67	Simon HARVEY
ROW 7	21	139	Rob MARLEY	20	137	Colin McPHERSON	19	4	Hayden KILLWORTH
ROW 6	18	109	Chris CAYFORD	17	68	Mark HILL	16	45	Terence QUINCE
ROW 5	15	74	Daniel BLACK	14	58	Michael ALLEN	13	7	Darren TAYLOR
ROW 4	12	994	Adrian HOWARD	11	888	Brandon WRIGHT	10	17	Phil BAKER
ROW 3	9	25	Harrison DAY	8	81	Malvern MAY	7	97	Alex MANN
ROW 2	6	77	David MAY	5	48	Shaun WALLIS	4	52	Elliot FRICKER
ROW 1	3	151	Andrew DENYER	2	69	Tony RUSSO	1	1	Jeremy HILL

**Pole**



Brands Hatch Indy: 1.2079 miles

These results are provisional until the conclusion of any judicial and technical matters.

Clerk Of Course :	Stewards :	Timekeeper : <i>Craig Smith</i>
-------------------	------------	------------------------------------

Results can be found at [www.tsl-timing.com](http://www.tsl-timing.com)

Printed - 17:48 Saturday, 30 September 2023



# BMCRC - MRO Championships 2023 - Rnd 8 @ Brands Hatch Indy



## BMCRC Thunderbike Sport & BMCRC SuperTwins

### RACE 7 - CLASSIFICATION

POS	NO	CL	PIC NAME	ENTRY	LAPS	TIME	GAP	DIFF	MPH	BEST	ON
1	1		1 Jeremy HILL	Yamaha R6 - Silver Arrows Racing / LT-Info.com	11	9:22.338			85.06	50.311	4
2	151		2 Andrew DENYER	Yamaha OW01 - me	11	9:34.478	12.140	12.140	83.26	51.129	9
3	52		3 Elliot FRICKER	Honda CBR600 - Credit card	11	9:34.620	12.282	0.142	83.24	51.363	8
4	69		4 Tony RUSSO	Yamaha R6 - Wymark Lubricants	11	9:34.766	12.428	0.146	83.22	51.362	8
5	97		5 Alex MANN	Honda CBR600RR - Michael Jones Jeweller, Esprit	11	9:34.986	12.648	0.220	83.19	50.572	7
6	48		6 Shaun WALLIS	Yamaha R6 - MBC Despatch Racing	11	9:43.360	21.022	8.374	81.99	51.944	7
7	81		7 Malvern MAY	Honda CBR600RR - IMP racing	11	9:43.884	21.546	0.524	81.92	51.886	4
8	77		8 David MAY	Suzuki GSXR600 - Orchard cooling/ team Silver Arc	11	9:43.925	21.587	0.041	81.91	52.228	10
9	17	SUP	1 Phil BAKER	BMW F900 -	11	9:49.047	26.709	5.122	81.20	52.743	8
10	25		9 Harrison DAY	Yamaha R6 -	11	9:49.594	27.256	0.547	81.13	52.582	4
11	7	R	1 Darren TAYLOR	Kawasaki ZX6R - Market Cross Cafe Swaffham. Dov	11	9:54.260	31.922	4.666	80.49	52.453	9
12	994	R	2 Adrian HOWARD	Suzuki GSXR 600 - Geary Roofing & Building Servio	11	9:57.259	34.921	2.999	80.09	52.772	9
13	888	SUP	2 Brandon WRIGHT	Suzuki SV650 - 888 Vapour	11	9:57.919	35.581	0.660	80.00	52.969	3
14	74	SUP	3 Daniel BLACK	Suzukis SV650 - DAD	11	10:02.374	40.036	4.455	79.41	53.020	8
15	44	SUP	4 Tony PARKER	Kawasaki ER650RR - insta/youtube 44notpol	11	10:03.793	41.455	1.419	79.22	53.665	8
16	58	SUP	5 Michael ALLEN	Kawasaki ER6 -	11	10:04.362	42.024	0.569	79.14	52.951	8
17	45	SUP	6 Terence QUINCE	Suzuki SV650 - K&Q, HM Racing, Titan-x	11	10:10.430	48.092	6.068	78.36	54.134	8
18	68		10 Mark HILL	DUCATI S2R - Mhp exhausts	11	10:12.672	50.334	2.242	78.07	54.545	6
19	67	R	3 Simon HARVEY	Suzuki SV650 -	11	10:12.738	50.400	0.066	78.06	54.606	8
20	137	R	4 Colin McPHERSON	Yamaha R6 -	11	10:15.984	53.646	3.246	77.65	54.158	11
21	4	SUP	7 Hayden KILLWORTH	Suzuki SK SV650 - Bradley Hix (H11xy) @Green Pl	11	10:17.083	54.745	1.099	77.51	54.717	10
22	167	R	5 Terry SMITH	Suzuki SV650 - IMP Racing	10	9:25.347	1 Lap	1 Lap	76.91	55.019	9
23	51		11 Paul BEESLEY	Yamaha R6 -	10	9:27.457	1 Lap	2.110	76.63	55.029	2
24	40	SUP	8 Simon WILKINSON	Suzuki SV650 - S P Wilkinson Engineering Ltd	10	9:31.238	1 Lap	3.781	76.12	55.671	10
25	114		12 Richard BATE	Yamaha R6 - TEAM PSR	10	9:31.322	1 Lap	0.084	76.11	55.485	10
26	110	R	6 Michael CRUMPTON	Honda CBR 600 RR -	10	9:33.163	1 Lap	1.841	75.87	55.751	9
27	47	SUP	9 Tristan BOHANAN	SUZUKI SV 650 -	10	9:33.834	1 Lap	0.671	75.78	55.662	9
28	42		13 David ATKINS	- DA PLUMBING and MECHANICAL LTD	10	9:47.666	1 Lap	13.832	73.99	57.392	8

#### NOT CLASSIFIED

DNF	333		Andrew HOUGHTON	Husqvarna FS450 - Bahnstomer BMW	3	3:20.814	8 Laps	7 Laps	64.96	1:02.364	2
-----	-----	--	-----------------	----------------------------------	---	----------	--------	--------	-------	----------	---

#### FASTEST LAP

1			Jeremy HILL	Yamaha R6 - Silver Arrows Racing / LT-Info.com	4	50.311			86.43 mph	139.10 kph
7	R		Darren TAYLOR	Kawasaki ZX6R - Market Cross Cafe Swaffham. Dov	9	52.453			82.90 mph	133.42 kph
17	SUP		Phil BAKER	BMW F900 -	8	52.743			82.44 mph	132.68 kph

Class - 92.5% of Race Speed = 78.68 mph  
 Class SUP - 92.5% of Race Speed = 75.11 mph  
 Class R - 92.5% of Race Speed = 74.45 mph

Weather / Track : Cloudy / Dry

These results are provisional until the conclusion of any judicial and technical matters.

Race Distance: 11 Laps / 13.28 miles

Brands Hatch Indy: 1.2079 miles

Date: 01/10/2023 Start: 12:02 Finish: 12:11

Clerk Of Course :	Stewards :	Timekeeper : <i>Craig Smith</i>
-------------------	------------	------------------------------------

Results can be found at [www.tsl-timing.com](http://www.tsl-timing.com)

Printed - 12:13 Sunday, 01 October 2023





BMCR - MRO Championships 2023 - Rnd 8 @ Brands Hatch Indy

BMCR Thunderbike Sport & BMCR SuperTwins

RACE 7 - LAP CHART

LAP 1 @ 12:03:19.493 Table with columns: NO, BEHIND, LAP TIME. Rows include 1, 52, 151, 69, 77, 97, 17, 81, 48, 25, 74, 7, 68, 994, 888, 44, 67, 45, 51, 4, 137, 167, 114, 40, 58, 110, 47, 42, 333.

LAP 3 @ 12:05:01.025 Table with columns: NO, BEHIND, LAP TIME. Rows include 1, 52, 151, 69, 77, 97, 48, 17, 81, 25, 7, 994, 888, 44, 68, 45, 67, 51, 137, 4, 58, 167, 114, 47, 110, 40, 42, 333.

LAP 5 @ 12:06:42.479 Table with columns: NO, BEHIND, LAP TIME. Rows include 1, 52, 151, 69, 97, 48, 77, 81, 25, 17, 7, 994, 74, 888, 44, 68, 45, 67, 58, 137, 4, 167, 51, 114, 47, 40, 110, 42.

LAP 7 @ 12:08:23.675 Table with columns: NO, BEHIND, LAP TIME. Rows include 1, 52, 151, 69, 97, 48, 77, 81, 25, 17, 7, 994, 888, 74, 44, 58, 68, 45, 67, 137, 4, 167, 51, 114, 40, 110, 47.

LAP 10 @ 12:10:55.541 Table with columns: NO, BEHIND, LAP TIME. Rows include 42, 52, 151, 69, 97, 48, 81, 77, 17, 25, 7, 994, 888, 74, 44, 58, 45, 67, 68, 4, 137, 167.

LAP 2 @ 12:04:10.278 Table with columns: NO, BEHIND, LAP TIME. Rows include 1, 52, 151, 69, 77, 97, 17, 81, 48, 25, 74, 7, 994, 44, 888, 68, 45, 67, 51, 4, 137, 167, 58, 114, 47, 40, 110, 42, 333.

LAP 4 @ 12:05:51.336 Table with columns: NO, BEHIND, LAP TIME. Rows include 1, 52, 69, 151, 97, 77, 48, 81, 25, 17, 7, 994, 74, 888, 44, 68, 67, 45, 137, 58, 4, 167, 114, 47, 40, 110, 42.

LAP 6 @ 12:07:33.219 Table with columns: NO, BEHIND, LAP TIME. Rows include 1, 52, 151, 69, 97, 48, 77, 81, 25, 17, 7, 994, 888, 74, 44, 68, 45, 58, 67, 137, 4, 167, 51, 114, 40, 47, 110, 42.

LAP 8 @ 12:09:14.013 Table with columns: NO, BEHIND, LAP TIME. Rows include 1, 42, 52, 69, 151, 97, 48, 77, 81, 25, 17, 7, 994, 888, 74, 44, 58, 45, 68, 67, 4, 137, 167, 51, 114, 40.

LAP 11 @ 12:11:46.463 Table with columns: NO, BEHIND, LAP TIME. Rows include 1, 51, 40, 114, 110, 47, 151, 52, 69, 97, 42, 48, 81, 77, 17, 25, 7, 994, 888, 74, 44, 58, 45, 68, 67, 137, 4.

LAP 9 @ 12:10:04.662 Table with columns: NO, BEHIND, LAP TIME. Rows include 1, 110, 47.

Weather / Track : Cloudy / Dry

Brands Hatch Indy: 1.2079 miles Date: 01/10/2023 Start: 12:02 Finish: 12:11

# BMCRC - MRO Championships 2023 - Rnd 8 @ Brands Hatch Indy

## BMCRC Thunderbike Sport & BMCRC SuperTwins

### RACE 7 - LAP CHART

97	12.648	51.715
48	21.022	52.907
81	21.546	53.177
77	21.587	53.163
42	1 Lap	59.167
17	26.709	52.896
25	27.256	52.987
7	31.922	52.959
994	34.921	53.464
888	35.581	53.498
74	40.036	54.576
44	41.455	54.054
58	42.024	53.173
45	48.092	54.923
68	50.334	54.785
67	50.400	54.737
137	53.646	54.158
4	54.745	55.144

# BMCRC - MRO Championships 2023 - Rnd 8 @ Brands Hatch Indy

## BMCRC Thunderbike Sport & BMCRC SuperTwins

### RACE 7 - POSITION CHART

No	Name	Lap Pos	Lap											
			1	2	3	4	5	6	7	8	9	10	11	
1	HILL	1	1	1	1	1	1	1	1	1	1	1	1	1
69	RUSSO	2	52	52	52	52	52	52	52	52	52	151	151	
151	DENYER	3	151	151	151	69	151	151	151	69	151	52	52	
52	FRICKER	4	69	69	69	151	69	69	69	151	69	69	69	
48	WALLIS	5	77	77	77	97	97	97	97	97	97	97	97	
77	MAY	6	97	97	97	77	48	48	48	48	48	48	48	
97	MANN	7	17	17	48	48	77	77	77	77	81	81	81	
81	MAY	8	81	81	17	81	81	81	81	81	77	77	77	
25	DAY	9	48	48	81	25	25	25	25	17	17	17	17	
17	BAKER	10	25	25	25	17	17	17	17	25	25	25	25	
888	WRIGHT	11	74	74	7	7	7	7	7	7	7	7	7	
994	HOWARD	12	7	7	74	994	994	994	994	994	994	994	994	
7	TAYLOR	13	68	994	994	74	74	888	888	888	888	888	888	
58	ALLEN	14	994	44	888	888	888	74	74	74	74	74	74	
74	BLACK	15	888	888	44	44	44	44	44	44	44	44	44	
45	QUINCE	16	44	68	68	68	68	68	68	58	58	58	58	
68	HILL	17	67	45	45	67	45	45	68	45	45	45	45	
4	KILLWORTH	18	45	67	67	45	67	58	45	68	67	68	68	
137	McPHERSON	19	51	51	51	137	58	67	67	67	68	67	67	
67	HARVEY	20	4	4	137	58	137	137	137	4	4	137	137	
114	BATE	21	137	137	4	4	4	4	4	137	137	4	4	
47	BOHANAN	22	167	167	58	51	167	167	167	167	167	167	167	
51	BEESELEY	23	114	58	167	167	51	51	51	51	51	51	51	
40	WILKINSON	24	40	114	114	114	114	114	114	114	40	40	40	
44	PARKER	25	58	47	47	47	47	40	40	40	114	114	114	
110	CRUMPTON	26	110	40	110	40	40	47	110	110	110	110	110	
42	ATKINS	27	47	110	40	110	110	110	47	47	47	47	47	
333	HOUGHTON	28	42	42	42	42	42	42	42	42	42	42	42	
167	SMITH	29	333	333	333									

# BMCRC - MRO Championships 2023 - Rnd 8 @ Brands Hatch Indy

## BMCRC Thunderbike Sport & BMCRC SuperTwins

### RACE 7 - SECTOR ANALYSIS



SECTOR 1 = FL to I1, SECTOR 2 = I1 to FL, DIFF = Difference To Personal Best Lap, P = Crossed Finish Line in Pit Lane, D = Time Disallowed

P1 1		Jeremy HILL		Yamaha R6 - Silver Arrows Racing / LT-Info.com		
IDEAL LAP TIME : 50.278		BEST LAP TIME : 50.311		DIFFERENCE : 0.033		
LAP	SECTOR 1	SECTOR 2	LAP TIME	MPH	DIFF	TIME OF DAY
1 -		20.216	55.368	78.53	5.057	12:03:19.493
2 -	30.554	20.231	50.785	85.62	0.474	12:04:10.278
3 -	30.607	20.140	50.747	85.69	0.436	12:05:01.025
4 -	30.220	<b>20.091</b>	<b>50.311 (1)</b>	<b>86.43</b>		<b>12:05:51.336</b>
5 -	30.918	20.225	51.143	85.02	0.832	12:06:42.479
6 -	30.514	20.226	50.740	85.70	0.429	12:07:33.219
7 -	30.318	20.138	50.456 (3)	86.18	0.145	12:08:23.675
8 -	<b>30.187</b>	20.151	50.338 (2)	86.38	0.027	12:09:14.013
9 -	30.393	20.256	50.649	85.85	0.338	12:10:04.662
10 -	30.757	20.122	50.879	85.46	0.568	12:10:55.541
11 -	30.273	20.649	50.922	85.39	0.611	12:11:46.463

P2 151		Andrew DENYER		Yamaha OW01 - me		
IDEAL LAP TIME : 51.105		BEST LAP TIME : 51.129		DIFFERENCE : 0.024		
LAP	SECTOR 1	SECTOR 2	LAP TIME	MPH	DIFF	TIME OF DAY
1 -		21.121	57.735	75.31	6.606	12:03:21.860
2 -	31.171	20.800	51.971	83.67	0.842	12:04:13.831
3 -	30.893	20.712	51.605	84.26	0.476	12:05:05.436
4 -	30.969	20.793	51.762	84.01	0.633	12:05:57.198
5 -	30.916	20.816	51.732	84.06	0.603	12:06:48.930
6 -	31.031	20.734	51.765	84.00	0.636	12:07:40.695
7 -	30.966	<b>20.572</b>	51.538 (2)	84.37	0.409	12:08:32.233
8 -	30.740	20.915	51.655	84.18	0.526	12:09:23.888
9 -	<b>30.533</b>	20.596	<b>51.129 (1)</b>	<b>85.05</b>		<b>12:10:15.017</b>
10 -	30.835	20.703	51.538 (2)	84.37	0.409	12:11:06.555
11 -	31.315	20.733	52.048	83.54	0.919	12:11:58.603

P3 52		Elliot FRICKER		Honda CBR600 - Credit card		
IDEAL LAP TIME : 51.279		BEST LAP TIME : 51.363		DIFFERENCE : 0.084		
LAP	SECTOR 1	SECTOR 2	LAP TIME	MPH	DIFF	TIME OF DAY
1 -		20.934	57.060	76.21	5.697	12:03:21.185
2 -	31.202	20.850	52.052	83.54	0.689	12:04:13.237
3 -	31.033	20.839	51.872	83.83	0.509	12:05:05.109
4 -	31.039	20.713	51.752	84.02	0.389	12:05:56.861
5 -	31.038	20.968	52.006	83.61	0.643	12:06:48.867
6 -	30.923	20.838	51.761	84.01	0.398	12:07:40.628
7 -	30.864	20.676	51.540 (3)	84.37	0.177	12:08:32.168
8 -	<b>30.652</b>	20.711	<b>51.363 (1)</b>	<b>84.66</b>		<b>12:09:23.531</b>
9 -	30.773	<b>20.627</b>	51.400 (2)	84.60	0.037	12:10:14.931
10 -	31.180	20.680	51.860	83.85	0.497	12:11:06.791
11 -	31.064	20.890	51.954	83.70	0.591	12:11:58.745

P4 69		Tony RUSSO		Yamaha R6 - Wymark Lubricants		
IDEAL LAP TIME : 51.218		BEST LAP TIME : 51.362		DIFFERENCE : 0.144		
LAP	SECTOR 1	SECTOR 2	LAP TIME	MPH	DIFF	TIME OF DAY
1 -		20.879	57.897	75.10	6.535	12:03:22.022
2 -	31.361	20.618	51.979	83.66	0.617	12:04:14.001
3 -	31.017	20.486	51.503	84.43	0.141	12:05:05.504
4 -	31.075	20.605	51.680	84.14	0.318	12:05:57.184
5 -	31.234	20.614	51.848	83.87	0.486	12:06:49.032
6 -	31.068	20.655	51.723	84.07	0.361	12:07:40.755
7 -	31.093	20.406	51.499 (3)	84.44	0.137	12:08:32.254
8 -	<b>30.910</b>	20.452	<b>51.362 (1)</b>	<b>84.66</b>		<b>12:09:23.616</b>
9 -	31.074	20.384	51.458 (2)	84.50	0.096	12:10:15.074
10 -	31.725	<b>20.308</b>	52.033	83.57	0.671	12:11:07.107
11 -	31.271	20.513	51.784	83.97	0.422	12:11:58.891

# BMCRC - MRO Championships 2023 - Rnd 8 @ Brands Hatch Indy

## BMCRC Thunderbike Sport & BMCRC SuperTwins

### RACE 7 - SECTOR ANALYSIS



SECTOR 1 = FL to I1, SECTOR 2 = I1 to FL, DIFF = Difference To Personal Best Lap, P = Crossed Finish Line in Pit Lane, D = Time Disallowed

P5 97 Alex MANN		Honda CBR600RR - Michael Jones Jeweller, Esprit Group, Carl				
IDEAL LAP TIME : 50.572		BEST LAP TIME : 50.572		DIFFERENCE : 0.000		
LAP	SECTOR 1	SECTOR 2	LAP TIME	MPH	DIFF	TIME OF DAY
1 -		21.264	58.885	73.84	8.313	12:03:23.010
2 -	32.090	21.026	53.116	81.86	2.544	12:04:16.126
3 -	30.801	20.710	51.511	84.42	0.939	12:05:07.637
4 -	31.478	20.766	52.244	83.23	1.672	12:05:59.881
5 -	30.920	20.517	51.437	84.54	0.865	12:06:51.318
6 -	30.888	20.355	51.243 (3)	84.86	0.671	12:07:42.561
7 -	<b>30.301</b>	<b>20.271</b>	<b>50.572 (1)</b>	<b>85.98</b>		<b>12:08:33.133</b>
8 -	30.565	20.386	50.951 (2)	85.34	0.379	12:09:24.084
9 -	31.042	20.319	51.361	84.66	0.789	12:10:15.445
10 -	31.577	20.374	51.951	83.70	1.379	12:11:07.396
11 -	31.081	20.634	51.715	84.08	1.143	12:11:59.111

P6 48 Shaun WALLIS		Yamaha R6 - MBC Despatch Racing				
IDEAL LAP TIME : 51.748		BEST LAP TIME : 51.944		DIFFERENCE : 0.196		
LAP	SECTOR 1	SECTOR 2	LAP TIME	MPH	DIFF	TIME OF DAY
1 -		21.410	59.352	73.26	7.408	12:03:23.477
2 -	31.995	20.977	52.972	82.09	1.028	12:04:16.449
3 -	31.459	<b>20.676</b>	52.135	83.41	0.191	12:05:08.584
4 -	31.291	20.727	52.018 (2)	83.59	0.074	12:06:00.602
5 -	31.345	20.757	52.102 (3)	83.46	0.158	12:06:52.704
6 -	31.511	20.872	52.383	83.01	0.439	12:07:45.087
7 -	<b>31.072</b>	20.872	<b>51.944 (1)</b>	<b>83.71</b>		<b>12:08:37.031</b>
8 -	31.480	20.830	52.310	83.13	0.366	12:09:29.341
9 -	31.947	20.951	52.898	82.20	0.954	12:10:22.239
10 -	31.440	20.899	52.339	83.08	0.395	12:11:14.578
11 -	32.098	20.809	52.907	82.19	0.963	12:12:07.485

P7 81 Malvern MAY		Honda CBR600RR - IMP racing				
IDEAL LAP TIME : 51.742		BEST LAP TIME : 51.886		DIFFERENCE : 0.144		
LAP	SECTOR 1	SECTOR 2	LAP TIME	MPH	DIFF	TIME OF DAY
1 -		21.476	59.271	73.36	7.385	12:03:23.396
2 -	31.841	21.060	52.901	82.20	1.015	12:04:16.297
3 -	31.875	21.196	53.071	81.93	1.185	12:05:09.368
4 -	31.199	<b>20.687</b>	<b>51.886 (1)</b>	<b>83.81</b>		<b>12:06:01.254</b>
5 -	31.294	20.963	52.257	83.21	0.371	12:06:53.511
6 -	31.686	20.698	52.384	83.01	0.498	12:07:45.895
7 -	31.355	20.933	52.288	83.16	0.402	12:08:38.183
8 -	<b>31.055</b>	20.979	52.034 (2)	83.57	0.148	12:09:30.217
9 -	31.261	21.111	52.372	83.03	0.486	12:10:22.589
10 -	31.500	20.743	52.243 (3)	83.23	0.357	12:11:14.832
11 -	32.452	20.725	53.177	81.77	1.291	12:12:08.009

P8 77 David MAY		Suzuki GSXR600 - Orchard cooling/ team Silver Arrows				
IDEAL LAP TIME : 51.986		BEST LAP TIME : 52.228		DIFFERENCE : 0.242		
LAP	SECTOR 1	SECTOR 2	LAP TIME	MPH	DIFF	TIME OF DAY
1 -		21.271	58.428	74.42	6.200	12:03:22.553
2 -	31.609	20.986	52.595	82.68	0.367	12:04:15.148
3 -	31.406	20.936	52.342	83.08	0.114	12:05:07.490
4 -	32.159	20.742	52.901	82.20	0.673	12:06:00.391
5 -	31.731	20.914	52.645	82.60	0.417	12:06:53.036
6 -	<b>31.404</b>	20.906	52.310 (3)	83.13	0.082	12:07:45.346
7 -	31.651	20.902	52.553	82.74	0.325	12:08:37.899
8 -	31.715	<b>20.582</b>	52.297 (2)	83.15	0.069	12:09:30.196
9 -	31.430	21.033	52.463	82.88	0.235	12:10:22.659
10 -	31.471	20.757	<b>52.228 (1)</b>	<b>83.26</b>		<b>12:11:14.887</b>
11 -	32.467	20.696	53.163	81.79	0.935	12:12:08.050

# BMCRC - MRO Championships 2023 - Rnd 8 @ Brands Hatch Indy

## BMCRC Thunderbike Sport & BMCRC SuperTwins

### RACE 7 - SECTOR ANALYSIS



SECTOR 1 = FL to I1, SECTOR 2 = I1 to FL, DIFF = Difference To Personal Best Lap, P = Crossed Finish Line in Pit Lane, D = Time Disallowed

P9 17 SUP Phil BAKER		BMW F900 -				
IDEAL LAP TIME : 52.710		BEST LAP TIME : 52.743		DIFFERENCE : 0.033		
LAP	SECTOR 1	SECTOR 2	LAP TIME	MPH	DIFF	TIME OF DAY
1 -		21.358	58.912	73.81	6.169	12:03:23.037
2 -	31.974	21.236	53.210	81.72	0.467	12:04:16.247
3 -	31.936	21.144	53.080	81.92	0.337	12:05:09.327
4 -	31.910	21.086	52.996	82.05	0.253	12:06:02.323
5 -	32.233	21.158	53.391	81.44	0.648	12:06:55.714
6 -	31.708	21.105	52.813 (2)	82.33	0.070	12:07:48.527
7 -	31.752	21.079	52.831 (3)	82.31	0.088	12:08:41.358
8 -	<b>31.650</b>	21.093	<b>52.743 (1)</b>	<b>82.44</b>		<b>12:09:34.101</b>
9 -	32.029	21.164	53.193	81.75	0.450	12:10:27.294
10 -	31.846	21.136	52.982	82.07	0.239	12:11:20.276
11 -	31.836	<b>21.060</b>	52.896	82.21	0.153	12:12:13.172

P10 25 Harrison DAY		Yamaha R6 -				
IDEAL LAP TIME : 52.511		BEST LAP TIME : 52.582		DIFFERENCE : 0.071		
LAP	SECTOR 1	SECTOR 2	LAP TIME	MPH	DIFF	TIME OF DAY
1 -		21.370	59.726	72.80	7.144	12:03:23.851
2 -	32.126	<b>20.856</b>	52.982	82.07	0.400	12:04:16.833
3 -	31.815	21.050	52.865 (3)	82.25	0.283	12:05:09.698
4 -	31.698	20.884	<b>52.582 (1)</b>	<b>82.70</b>		<b>12:06:02.280</b>
5 -	31.860	21.035	52.895	82.21	0.313	12:06:55.175
6 -	31.688	21.112	52.800 (2)	82.35	0.218	12:07:47.975
7 -	31.970	21.301	53.271	81.63	0.689	12:08:41.246
8 -	32.021	21.107	53.128	81.85	0.546	12:09:34.374
9 -	31.951	21.245	53.196	81.74	0.614	12:10:27.570
10 -	31.895	21.267	53.162	81.79	0.580	12:11:20.732
11 -	<b>31.655</b>	21.332	52.987	82.06	0.405	12:12:13.719

P11 7 R Darren TAYLOR		Kawasaki ZX6R - Market Cross Cafe Swaffham. Downham Acci				
IDEAL LAP TIME : 52.453		BEST LAP TIME : 52.453		DIFFERENCE : 0.000		
LAP	SECTOR 1	SECTOR 2	LAP TIME	MPH	DIFF	TIME OF DAY
1 -		22.020	1:00.713	71.62	8.260	12:03:24.838
2 -	32.780	21.396	54.176	80.26	1.723	12:04:19.014
3 -	32.292	21.278	53.570	81.17	1.117	12:05:12.584
4 -	32.598	21.623	54.221	80.20	1.768	12:06:06.805
5 -	32.245	21.288	53.533	81.23	1.080	12:07:00.338
6 -	32.114	21.271	53.385	81.45	0.932	12:07:53.723
7 -	32.451	21.273	53.724	80.94	1.271	12:08:47.447
8 -	31.758	21.111	52.869 (3)	82.25	0.416	12:09:40.316
9 -	<b>31.579</b>	<b>20.874</b>	<b>52.453 (1)</b>	<b>82.90</b>		<b>12:10:32.769</b>
10 -	31.679	20.978	52.657 (2)	82.58	0.204	12:11:25.426
11 -	31.950	21.009	52.959	82.11	0.506	12:12:18.385

P12 994 R Adrian HOWARD		Suzuki GSXR 600 - Geary Roofing & Building Services				
IDEAL LAP TIME : 52.772		BEST LAP TIME : 52.772		DIFFERENCE : 0.000		
LAP	SECTOR 1	SECTOR 2	LAP TIME	MPH	DIFF	TIME OF DAY
1 -		22.125	1:01.449	70.76	8.677	12:03:25.574
2 -	32.281	21.835	54.116	80.35	1.344	12:04:19.690
3 -	32.247	21.505	53.752	80.90	0.980	12:05:13.442
4 -	32.498	21.381	53.879	80.71	1.107	12:06:07.321
5 -	32.054	21.908	53.962	80.58	1.190	12:07:01.283
6 -	32.213	21.306	53.519	81.25	0.747	12:07:54.802
7 -	32.114	21.505	53.619	81.10	0.847	12:08:48.421
8 -	31.897	21.268	53.165 (2)	81.79	0.393	12:09:41.586
9 -	<b>31.580</b>	<b>21.192</b>	<b>52.772 (1)</b>	<b>82.40</b>		<b>12:10:34.358</b>
10 -	32.060	21.502	53.562	81.18	0.790	12:11:27.920
11 -	31.910	21.554	53.464 (3)	81.33	0.692	12:12:21.384

# BMCRC - MRO Championships 2023 - Rnd 8 @ Brands Hatch Indy

## BMCRC Thunderbike Sport & BMCRC SuperTwins

### RACE 7 - SECTOR ANALYSIS



SECTOR 1 = FL to I1, SECTOR 2 = I1 to FL, DIFF = Difference To Personal Best Lap, P = Crossed Finish Line in Pit Lane, D = Time Disallowed

P13 888 SUP		Brandon WRIGHT		Suzuki SV650 - 888 Vapour		
IDEAL LAP TIME : 52.523		BEST LAP TIME : 52.969		DIFFERENCE : 0.446		
LAP	SECTOR 1	SECTOR 2	LAP TIME	MPH	DIFF	TIME OF DAY
1 -		22.807	1:01.948	70.19	8.979	12:03:26.073
2 -	32.957	21.698	54.655	79.56	1.686	12:04:20.728
3 -	<b>31.482</b>	21.487	<b>52.969 (1)</b>	<b>82.09</b>		<b>12:05:13.697</b>
4 -	32.240	21.712	53.952	80.60	0.983	12:06:07.649
5 -	32.340	21.612	53.952	80.60	0.983	12:07:01.601
6 -	32.498	<b>21.041</b>	53.539	81.22	0.570	12:07:55.140
7 -	32.124	21.384	53.508	81.27	0.539	12:08:48.648
8 -	31.997	21.200	53.197 (2)	81.74	0.228	12:09:41.845
9 -	32.070	21.230	53.300 (3)	81.58	0.331	12:10:35.145
10 -	32.056	21.345	53.401	81.43	0.432	12:11:28.546
11 -	31.946	21.552	53.498	81.28	0.529	12:12:22.044

P14 74 SUP		Daniel BLACK		Suzukis SV650 - DAD		
IDEAL LAP TIME : 53.020		BEST LAP TIME : 53.020		DIFFERENCE : 0.000		
LAP	SECTOR 1	SECTOR 2	LAP TIME	MPH	DIFF	TIME OF DAY
1 -		21.866	1:00.515	71.85	7.495	12:03:24.640
2 -	32.532	21.603	54.135	80.32	1.115	12:04:18.775
3 -	32.389	21.823	54.212	80.21	1.192	12:05:12.987
4 -	32.591	21.834	54.425	79.90	1.405	12:06:07.412
5 -	32.376	21.674	54.050 (3)	80.45	1.030	12:07:01.462
6 -	32.720	21.963	54.683	79.52	1.663	12:07:56.145
7 -	32.612	21.428	54.040 (2)	80.47	1.020	12:08:50.185
8 -	<b>31.799</b>	<b>21.221</b>	<b>53.020 (1)</b>	<b>82.01</b>		<b>12:09:43.205</b>
9 -	32.580	21.653	54.233	80.18	1.213	12:10:37.438
10 -	32.738	21.747	54.485	79.81	1.465	12:11:31.923
11 -	32.806	21.770	54.576	79.67	1.556	12:12:26.499

P15 44 SUP		Tony PARKER		Kawasaki ER650RR - insta/youtube 44notpol		
IDEAL LAP TIME : 53.665		BEST LAP TIME : 53.665		DIFFERENCE : 0.000		
LAP	SECTOR 1	SECTOR 2	LAP TIME	MPH	DIFF	TIME OF DAY
1 -		22.049	1:02.068	70.06	8.403	12:03:26.193
2 -	32.538	21.740	54.278	80.11	0.613	12:04:20.471
3 -	32.261	21.933	54.194	80.24	0.529	12:05:14.665
4 -	32.729	21.729	54.458	79.85	0.793	12:06:09.123
5 -	32.335	21.839	54.174	80.27	0.509	12:07:03.297
6 -	32.553	21.730	54.283	80.10	0.618	12:07:57.580
7 -	32.384	21.762	54.146 (3)	80.31	0.481	12:08:51.726
8 -	<b>32.061</b>	<b>21.604</b>	<b>53.665 (1)</b>	<b>81.03</b>		<b>12:09:45.391</b>
9 -	32.291	21.878	54.169	80.27	0.504	12:10:39.560
10 -	32.368	21.936	54.304	80.07	0.639	12:11:33.864
11 -	32.369	21.685	54.054 (2)	80.44	0.389	12:12:27.918

P16 58 SUP		Michael ALLEN		Kawasaki ER6 -		
IDEAL LAP TIME : 52.814		BEST LAP TIME : 52.951		DIFFERENCE : 0.137		
LAP	SECTOR 1	SECTOR 2	LAP TIME	MPH	DIFF	TIME OF DAY
1 -		22.800	1:05.556	66.33	12.605	12:03:29.681
2 -	33.619	21.598	55.217	78.75	2.266	12:04:24.898
3 -	33.055	21.637	54.692	79.51	1.741	12:05:19.590
4 -	33.162	21.575	54.737	79.44	1.786	12:06:14.327
5 -	32.680	21.269	53.949	80.60	0.998	12:07:08.276
6 -	32.138	21.083	53.221	81.70	0.270	12:08:01.497
7 -	32.855	21.798	54.653	79.56	1.702	12:08:56.150
8 -	31.850	21.101	<b>52.951 (1)</b>	<b>82.12</b>		<b>12:09:49.101</b>
9 -	31.940	21.316	53.256	81.65	0.305	12:10:42.357
10 -	31.960	<b>20.997</b>	52.957 (2)	82.11	0.006	12:11:35.314
11 -	<b>31.817</b>	21.356	53.173 (3)	81.78	0.222	12:12:28.487

# BMCRC - MRO Championships 2023 - Rnd 8 @ Brands Hatch Indy

## BMCRC Thunderbike Sport & BMCRC SuperTwins

### RACE 7 - SECTOR ANALYSIS



SECTOR 1 = FL to I1, SECTOR 2 = I1 to FL, DIFF = Difference To Personal Best Lap, P = Crossed Finish Line in Pit Lane, D = Time Disallowed

P17 45 SUP		Terence QUINCE		Suzuki SV650 - K&Q, HM Racing, Titan-x		
IDEAL LAP TIME : 54.030		BEST LAP TIME : 54.134		DIFFERENCE : 0.104		
LAP	SECTOR 1	SECTOR 2	LAP TIME	MPH	DIFF	TIME OF DAY
1 -		22.363	1:02.982	69.04	8.848	12:03:27.107
2 -	32.597	21.664	54.261 (3)	80.14	0.127	12:04:21.368
3 -	32.851	21.969	54.820	79.32	0.686	12:05:16.188
4 -	32.825	22.760	55.585	78.23	1.451	12:06:11.773
5 -	33.313	<b>21.632</b>	54.945	79.14	0.811	12:07:06.718
6 -	32.508	21.880	54.388	79.95	0.254	12:08:01.106
7 -	33.399	22.091	55.490	78.36	1.356	12:08:56.596
8 -	32.453	21.681	<b>54.134 (1)</b>	<b>80.33</b>		<b>12:09:50.730</b>
9 -	<b>32.398</b>	21.814	54.212 (2)	80.21	0.078	12:10:44.942
10 -	32.779	21.911	54.690	79.51	0.556	12:11:39.632
11 -	32.813	22.110	54.923	79.17	0.789	12:12:34.555

P18 68		Mark HILL		DUCATI S2R - Mhp exhausts		
IDEAL LAP TIME : 54.222		BEST LAP TIME : 54.545		DIFFERENCE : 0.323		
LAP	SECTOR 1	SECTOR 2	LAP TIME	MPH	DIFF	TIME OF DAY
1 -		22.255	1:01.330	70.90	6.785	12:03:25.455
2 -	33.451	22.076	55.527	78.31	0.982	12:04:20.982
3 -	32.727	22.203	54.930	79.16	0.385	12:05:15.912
4 -	32.609	23.150	55.759	77.98	1.214	12:06:11.671
5 -	32.987	<b>21.789</b>	54.776 (2)	79.38	0.231	12:07:06.447
6 -	<b>32.433</b>	22.112	<b>54.545 (1)</b>	<b>79.72</b>		<b>12:08:00.992</b>
7 -	33.248	22.223	55.471	78.39	0.926	12:08:56.463
8 -	32.756	22.038	54.794	79.36	0.249	12:09:51.257
9 -	33.765	21.903	55.668	78.11	1.123	12:10:46.925
10 -	32.876	22.211	55.087	78.94	0.542	12:11:42.012
11 -	32.795	21.990	54.785 (3)	79.37	0.240	12:12:36.797

P19 67 R		Simon HARVEY		Suzuki SV650 -		
IDEAL LAP TIME : 54.204		BEST LAP TIME : 54.606		DIFFERENCE : 0.402		
LAP	SECTOR 1	SECTOR 2	LAP TIME	MPH	DIFF	TIME OF DAY
1 -		22.113	1:02.516	69.55	7.910	12:03:26.641
2 -	32.721	22.038	54.759	79.41	0.153	12:04:21.400
3 -	33.007	21.930	54.937	79.15	0.331	12:05:16.337
4 -	32.825	22.542	55.367	78.54	0.761	12:06:11.704
5 -	33.654	<b>21.584</b>	55.238	78.72	0.632	12:07:06.942
6 -	32.998	21.666	54.664 (2)	79.55	0.058	12:08:01.606
7 -	33.240	22.034	55.274	78.67	0.668	12:08:56.880
8 -	<b>32.620</b>	21.986	<b>54.606 (1)</b>	<b>79.63</b>		<b>12:09:51.486</b>
9 -	33.018	21.974	54.992	79.07	0.386	12:10:46.478
10 -	33.390	22.258	55.648	78.14	1.042	12:11:42.126
11 -	32.809	21.928	54.737 (3)	79.44	0.131	12:12:36.863

P20 137 R		Colin McPHERSON		Yamaha R6 -		
IDEAL LAP TIME : 54.158		BEST LAP TIME : 54.158		DIFFERENCE : 0.000		
LAP	SECTOR 1	SECTOR 2	LAP TIME	MPH	DIFF	TIME OF DAY
1 -		22.405	1:03.816	68.14	9.658	12:03:27.941
2 -	33.809	21.956	55.765	77.98	1.607	12:04:23.706
3 -	33.296	21.841	55.137	78.86	0.979	12:05:18.843
4 -	32.992	21.869	54.861	79.26	0.703	12:06:13.704
5 -	34.057	22.111	56.168	77.42	2.010	12:07:09.872
6 -	33.856	22.048	55.904	77.78	1.746	12:08:05.776
7 -	33.595	22.297	55.892	77.80	1.734	12:09:01.668
8 -	33.394	21.686	55.080	78.95	0.922	12:09:56.748
9 -	32.920	21.861	54.781 (3)	79.38	0.623	12:10:51.529
10 -	32.795	21.627	54.422 (2)	79.90	0.264	12:11:45.951
11 -	<b>32.685</b>	<b>21.473</b>	<b>54.158 (1)</b>	<b>80.29</b>		<b>12:12:40.109</b>



# BMCRC - MRO Championships 2023 - Rnd 8 @ Brands Hatch Indy

## BMCRC Thunderbike Sport & BMCRC SuperTwins

### RACE 7 - SECTOR ANALYSIS



SECTOR 1 = FL to I1, SECTOR 2 = I1 to FL, DIFF = Difference To Personal Best Lap, P = Crossed Finish Line in Pit Lane, D = Time Disallowed

P21 4 SUP Hayden KILLWORTH			Suzuki SK SV650 - Bradley Hix (H11xy) @Green Plant UK			
IDEAL LAP TIME : 54.610		BEST LAP TIME : 54.717		DIFFERENCE : 0.107		
LAP	SECTOR 1	SECTOR 2	LAP TIME	MPH	DIFF	TIME OF DAY
1 -		22.798	1:03.803	68.15	9.086	12:03:27.928
2 -	33.256	22.162	55.418	78.46	0.701	12:04:23.346
3 -	33.299	22.283	55.582	78.23	0.865	12:05:18.928
4 -	33.899	22.626	56.525	76.93	1.808	12:06:15.453
5 -	32.975	22.095	55.070	78.96	0.353	12:07:10.523
6 -	33.459	22.482	55.941	77.73	1.224	12:08:06.464
7 -	33.241	22.151	55.392	78.50	0.675	12:09:01.856
8 -	32.841	<b>21.887</b>	54.728 (2)	79.45	0.011	12:09:56.584
9 -	<b>32.723</b>	22.040	54.763 (3)	79.40	0.046	12:10:51.347
10 -	32.758	21.959	<b>54.717 (1)</b>	<b>79.47</b>		<b>12:11:46.064</b>
11 -	33.183	21.961	55.144	78.85	0.427	12:12:41.208

P22 167 R Terry SMITH			Suzuki SV650 - IMP Racing			
IDEAL LAP TIME : 54.976		BEST LAP TIME : 55.019		DIFFERENCE : 0.043		
LAP	SECTOR 1	SECTOR 2	LAP TIME	MPH	DIFF	TIME OF DAY
1 -		22.287	1:04.287	67.64	9.268	12:03:28.412
2 -	33.775	22.388	56.163	77.42	1.144	12:04:24.575
3 -	33.517	22.504	56.021	77.62	1.002	12:05:20.596
4 -	33.332	22.223	55.555	78.27	0.536	12:06:16.151
5 -	33.127	22.255	55.382 (2)	78.52	0.363	12:07:11.533
6 -	33.257	22.322	55.579	78.24	0.560	12:08:07.112
7 -	33.256	<b>22.166</b>	55.422 (3)	78.46	0.403	12:09:02.534
8 -	33.458	22.433	55.891	77.80	0.872	12:09:58.425
9 -	<b>32.810</b>	22.209	<b>55.019 (1)</b>	<b>79.03</b>		<b>12:10:53.444</b>
10 -	33.458	22.570	56.028	77.61	1.009	12:11:49.472

P23 51 Paul BEESLEY			Yamaha R6 -			
IDEAL LAP TIME : 55.029		BEST LAP TIME : 55.029		DIFFERENCE : 0.000		
LAP	SECTOR 1	SECTOR 2	LAP TIME	MPH	DIFF	TIME OF DAY
1 -		22.466	1:03.457	68.52	8.428	12:03:27.582
2 -	<b>32.973</b>	<b>22.056</b>	<b>55.029 (1)</b>	<b>79.02</b>		<b>12:04:22.611</b>
3 -	33.600	22.390	55.990	77.66	0.961	12:05:18.601
4 -	34.010	23.100	57.110	76.14	2.081	12:06:15.711
5 -	33.945	22.407	56.352	77.16	1.323	12:07:12.063
6 -	33.713	22.495	56.208	77.36	1.179	12:08:08.271
7 -	33.935	22.538	56.473	77.00	1.444	12:09:04.744
8 -	33.530	22.485	56.015	77.63	0.986	12:10:00.759
9 -	33.131	22.063	55.194 (2)	78.78	0.165	12:10:55.953
10 -	33.507	22.122	55.629 (3)	78.17	0.600	12:11:51.582

P24 40 SUP Simon WILKINSON			Suzuki SV650 - S P Wilkinson Engineering Ltd			
IDEAL LAP TIME : 55.453		BEST LAP TIME : 55.671		DIFFERENCE : 0.218		
LAP	SECTOR 1	SECTOR 2	LAP TIME	MPH	DIFF	TIME OF DAY
1 -		22.895	1:05.355	66.53	9.684	12:03:29.480
2 -	34.503	22.593	57.096	76.16	1.425	12:04:26.576
3 -	34.224	22.318	56.542	76.90	0.871	12:05:23.118
4 -	33.778	22.097	55.875	77.82	0.204	12:06:18.993
5 -	34.281	22.411	56.692	76.70	1.021	12:07:15.685
6 -	34.645	22.029	56.674	76.73	1.003	12:08:12.359
7 -	33.669	22.070	55.739 (2)	78.01	0.068	12:09:08.098
8 -	33.708	22.033	55.741 (3)	78.01	0.070	12:10:03.839
9 -	33.908	<b>21.945</b>	55.853	77.85	0.182	12:10:59.692
10 -	<b>33.508</b>	22.163	<b>55.671 (1)</b>	<b>78.11</b>		<b>12:11:55.363</b>

# BMCRC - MRO Championships 2023 - Rnd 8 @ Brands Hatch Indy

## BMCRC Thunderbike Sport & BMCRC SuperTwins

### RACE 7 - SECTOR ANALYSIS



SECTOR 1 = FL to I1, SECTOR 2 = I1 to FL, DIFF = Difference To Personal Best Lap, P = Crossed Finish Line in Pit Lane, D = Time Disallowed

P25 114		Richard BATE		Yamaha R6 - TEAM PSR		
IDEAL LAP TIME : 55.416		BEST LAP TIME : 55.485		DIFFERENCE : 0.069		
LAP	SECTOR 1	SECTOR 2	LAP TIME	MPH	DIFF	TIME OF DAY
1 -		22.856	1:04.911	66.99	9.426	12:03:29.036
2 -	33.758	22.188	55.946 (2)	77.72	0.461	12:04:24.982
3 -	34.125	22.400	56.525	76.93	1.040	12:05:21.507
4 -	34.358	22.521	56.879	76.45	1.394	12:06:18.386
5 -	34.260	22.596	56.856	76.48	1.371	12:07:15.242
6 -	34.082	22.205	56.287	77.25	0.802	12:08:11.529
7 -	33.679	22.338	56.017 (3)	77.63	0.532	12:09:07.546
8 -	<b>33.601</b>	22.543	56.144	77.45	0.659	12:10:03.690
9 -	34.148	22.124	56.272	77.27	0.787	12:10:59.962
10 -	33.670	<b>21.815</b>	<b>55.485 (1)</b>	<b>78.37</b>		<b>12:11:55.447</b>

P26 110 R		Michael CRUMPTON		Honda CBR 600 RR -		
IDEAL LAP TIME : 55.677		BEST LAP TIME : 55.751		DIFFERENCE : 0.074		
LAP	SECTOR 1	SECTOR 2	LAP TIME	MPH	DIFF	TIME OF DAY
1 -		22.883	1:05.569	66.32	9.818	12:03:29.694
2 -	34.623	22.303	56.926	76.39	1.175	12:04:26.620
3 -	33.799	21.973	55.772 (2)	77.97	0.021	12:05:22.392
4 -	34.499	22.444	56.943	76.36	1.192	12:06:19.335
5 -	34.685	21.950	56.635	76.78	0.884	12:07:15.970
6 -	34.635	21.947	56.582	76.85	0.831	12:08:12.552
7 -	34.718	<b>21.911</b>	56.629	76.79	0.878	12:09:09.181
8 -	33.999	22.006	56.005 (3)	77.64	0.254	12:10:05.186
9 -	<b>33.766</b>	21.985	<b>55.751 (1)</b>	<b>78.00</b>		<b>12:11:00.937</b>
10 -	34.252	22.099	56.351	77.16	0.600	12:11:57.288

P27 47 SUP		Tristan BOHANAN		SUZUKI SV 650 -		
IDEAL LAP TIME : 55.632		BEST LAP TIME : 55.662		DIFFERENCE : 0.030		
LAP	SECTOR 1	SECTOR 2	LAP TIME	MPH	DIFF	TIME OF DAY
1 -		23.182	1:05.855	66.03	10.193	12:03:29.980
2 -	33.989	22.493	56.482	76.99	0.820	12:04:26.462
3 -	33.399	22.368	55.767 (2)	77.97	0.105	12:05:22.229
4 -	34.008	22.393	56.401	77.10	0.739	12:06:18.630
5 -	34.275	22.719	56.994	76.29	1.332	12:07:15.624
6 -	34.318	22.513	56.831	76.51	1.169	12:08:12.455
7 -	34.988	22.590	57.578	75.52	1.916	12:09:10.033
8 -	34.021	22.430	56.451	77.03	0.789	12:10:06.484
9 -	<b>33.359</b>	22.303	<b>55.662 (1)</b>	<b>78.12</b>		<b>12:11:02.146</b>
10 -	33.540	<b>22.273</b>	55.813 (3)	77.91	0.151	12:11:57.959

P28 42		David ATKINS		- DA PLUMBING and MECHANICAL LTD		
IDEAL LAP TIME : 57.240		BEST LAP TIME : 57.392		DIFFERENCE : 0.152		
LAP	SECTOR 1	SECTOR 2	LAP TIME	MPH	DIFF	TIME OF DAY
1 -		23.727	1:06.868	65.03	9.476	12:03:30.993
2 -	34.477	23.001	57.478 (3)	75.65	0.086	12:04:28.471
3 -	34.312	23.138	57.450 (2)	75.69	0.058	12:05:25.921
4 -	34.594	23.180	57.774	75.26	0.382	12:06:23.695
5 -	34.600	<b>22.989</b>	57.589	75.51	0.197	12:07:21.284
6 -	34.659	23.220	57.879	75.13	0.487	12:08:19.163
7 -	34.631	23.070	57.701	75.36	0.309	12:09:16.864
8 -	<b>34.251</b>	23.141	<b>57.392 (1)</b>	<b>75.77</b>		<b>12:10:14.256</b>
9 -	35.031	23.337	58.368	74.50	0.976	12:11:12.624
10 -	35.109	24.058	59.167	73.49	1.775	12:12:11.791

# BMCRC - MRO Championships 2023 - Rnd 8 @ Brands Hatch Indy

## BMCRC Thunderbike Sport & BMCRC SuperTwins

### RACE 7 - SECTOR ANALYSIS



SECTOR 1 = FL to I1, SECTOR 2 = I1 to FL, DIFF = Difference To Personal Best Lap, P = Crossed Finish Line in Pit Lane, D = Time Disallowed

P29 333		Andrew HOUGHTON		Husqvarna FS450 - Bahnstormer BMW			
IDEAL LAP TIME : 1:01.810		BEST LAP TIME : 1:02.364		DIFFERENCE : 0.554			
LAP	SECTOR 1	SECTOR 2	LAP TIME	MPH	DIFF	TIME OF DAY	
1 -		<b>24.896</b>	1:10.352	61.81	7.988	12:03:34.477	
2 -	<b>36.914</b>	25.450	<b>1:02.364 (1)</b>	<b>69.72</b>		<b>12:04:36.841</b>	
3 -	41.220	26.878	1:08.098 (2)	63.85	5.734	12:05:44.939	

# BMCRC - MRO Championships 2023 - Rnd 8 @ Brands Hatch Indy

## BMCRC Thunderbike Sport & BMCRC SuperTwins

### RACE 7 - BEST SECTORS

SECTOR 1			SECTOR 2			IDEAL / BEST COMPARISON						
POS	NO	NAME	TIME	NO	NAME	TIME	POS	NO	NAME	IDEAL	BEST	DIFF
									<b>PERFECT LAP</b>	<b>50.278</b>		
1	1	HILL	30.187	1	HILL	20.091	1	1	HILL	50.278	50.311	0.033
2	97	MANN	30.301	97	MANN	20.271	2	97	MANN	50.572	50.572	0.000
3	151	DENYER	30.533	69	RUSSO	20.308	3	151	DENYER	51.105	51.129	0.024
4	52	FRICKER	30.652	151	DENYER	20.572	4	69	RUSSO	51.218	51.362	0.144
5	69	RUSSO	30.910	77	MAY	20.582	5	52	FRICKER	51.279	51.363	0.084
6	81	MAY	31.055	52	FRICKER	20.627	6	81	MAY	51.742	51.886	0.144
7	48	WALLIS	31.072	48	WALLIS	20.676	7	48	WALLIS	51.748	51.944	0.196
8	77	MAY	31.404	81	MAY	20.687	8	77	MAY	51.986	52.228	0.242
9	888	WRIGHT	31.482	25	DAY	20.856	9	7	TAYLOR	52.453	52.453	0.000
10	7	TAYLOR	31.579	7	TAYLOR	20.874	10	25	DAY	52.511	52.582	0.071
11	994	HOWARD	31.580	58	ALLEN	20.997	11	888	WRIGHT	52.523	52.969	0.446
12	17	BAKER	31.650	888	WRIGHT	21.041	12	17	BAKER	52.710	52.743	0.033
13	25	DAY	31.655	17	BAKER	21.060	13	994	HOWARD	52.772	52.772	0.000
14	74	BLACK	31.799	994	HOWARD	21.192	14	58	ALLEN	52.814	52.951	0.137
15	58	ALLEN	31.817	74	BLACK	21.221	15	74	BLACK	53.020	53.020	0.000
16	44	PARKER	32.061	137	McPHERSON	21.473	16	44	PARKER	53.665	53.665	0.000
17	45	QUINCE	32.398	67	HARVEY	21.584	17	45	QUINCE	54.030	54.134	0.104
18	68	HILL	32.433	44	PARKER	21.604	18	137	McPHERSON	54.158	54.158	0.000
19	67	HARVEY	32.620	45	QUINCE	21.632	19	67	HARVEY	54.204	54.606	0.402
20	137	McPHERSON	32.685	68	HILL	21.789	20	68	HILL	54.222	54.545	0.323
21	4	KILLWORTH	32.723	114	BATE	21.815	21	4	KILLWORTH	54.610	54.717	0.107
22	167	SMITH	32.810	4	KILLWORTH	21.887	22	167	SMITH	54.976	55.019	0.043
23	51	BEESLEY	32.973	110	CRUMPTON	21.911	23	51	BEESLEY	55.029	55.029	0.000
24	47	BOHANAN	33.359	40	WILKINSON	21.945	24	114	BATE	55.416	55.485	0.069
25	40	WILKINSON	33.508	51	BEESLEY	22.056	25	40	WILKINSON	55.453	55.671	0.218
26	114	BATE	33.601	167	SMITH	22.166	26	47	BOHANAN	55.632	55.662	0.030
27	110	CRUMPTON	33.766	47	BOHANAN	22.273	27	110	CRUMPTON	55.677	55.751	0.074
28	42	ATKINS	34.251	42	ATKINS	22.989	28	42	ATKINS	57.240	57.392	0.152
29	333	HOUGHTON	36.914	333	HOUGHTON	24.896	29	333	HOUGHTON	1:01.810	1:02.364	0.554

# BMCRC - MRO Championships 2023 - Rnd 8 @ Brands Hatch Indy

## BMCRC Thunderbike Sport & BMCRC SuperTwins

### RACE 7 - STATISTICS

**Competitors Started** 29  
**Planned Start** 2023-10-01 @ 12:20:00.000  
**Actual Start** 2023-10-01 @ 12:02:24.124  
**Finish Time** 2023-10-01 @ 12:11:46.462  
**Track Length** 1.2079mi.  
**Total Laps** 304  
**Total Distance Covered** 367.2154mi.

#### Session Fastest Lap History

NO	CL	NAME	LAP TIME	TIME OF DAY	LAP	VEHICLE
1		Jeremy HILL	<b>50.785</b>	12:04:10.281	2	Yamaha R6
1		Jeremy HILL	<b>50.747</b>	12:05:01.028	3	Yamaha R6
1		Jeremy HILL	<b>50.311</b>	12:05:51.339	4	Yamaha R6

#### Session Leader History

NO	CL	NAME	FROM LAP	LAPS LED	DISTANCE	VEHICLE
1		Jeremy HILL	1	11	13.28 miles	Yamaha R6

#### Flag History

TYPE	TIME OF DAY
GREEN	12:02:24.124
FINISH	12:11:46.462

#### Flag Statistics

TYPE	COUNT	TOTAL LAPS	TOTAL TIME
Green	1	11	10:28.497
Red	0	0	0.000
Safety Car	0	0	0.000
FCY	0	0	0.000

# BMCRC - MRO Championships 2023 - Rnd 8 @ Brands Hatch Indy

## BMCRC Thunderbike Sport & BMCRC SuperTwins

### RACE 7 - STATISTICS

**CLASS :**

14 Starters

#### Fastest Lap History

NO	NAME	LAP TIME	TIME OF DAY	LAP	VEHICLE
1	Jeremy HILL	50.785	12:04:10.281	2	Yamaha R6
1	Jeremy HILL	50.747	12:05:01.028	3	Yamaha R6
1	Jeremy HILL	50.311	12:05:51.339	4	Yamaha R6

#### Leader History

NO	NAME	FROM LAP	LAPS LED	DISTANCE	VEHICLE
1	Jeremy HILL	1	11	13.28 miles	Yamaha R6

# BMCRC - MRO Championships 2023 - Rnd 8 @ Brands Hatch Indy

## BMCRC Thunderbike Sport & BMCRC SuperTwins

### RACE 7 - STATISTICS

CLASS : R

6 Starters

#### Fastest Lap History

NO	NAME	LAP TIME	TIME OF DAY	LAP	VEHICLE
7	Darren TAYLOR	<b>54.176</b>	12:04:19.038	2	Kawasaki ZX6R
994	Adrian HOWARD	<b>54.116</b>	12:04:19.696	2	Suzuki GSXR 600
7	Darren TAYLOR	<b>53.570</b>	12:05:12.607	3	Kawasaki ZX6R
7	Darren TAYLOR	<b>53.533</b>	12:07:00.360	5	Kawasaki ZX6R
7	Darren TAYLOR	<b>53.385</b>	12:07:53.746	6	Kawasaki ZX6R
7	Darren TAYLOR	<b>52.869</b>	12:09:40.338	8	Kawasaki ZX6R
7	Darren TAYLOR	<b>52.453</b>	12:10:32.792	9	Kawasaki ZX6R

#### Leader History

NO	NAME	FROM LAP	LAPS LED	DISTANCE	VEHICLE
7	Darren TAYLOR	1	11	13.28 miles	Kawasaki ZX6R

# BMCRC - MRO Championships 2023 - Rnd 8 @ Brands Hatch Indy

## BMCRC Thunderbike Sport & BMCRC SuperTwins

### RACE 7 - STATISTICS

CLASS : SUP

9 Starters

#### Fastest Lap History

NO	NAME	LAP TIME	TIME OF DAY	LAP	VEHICLE
17	Phil BAKER	<b>53.210</b>	12:04:16.276	2	BMW F900
17	Phil BAKER	<b>53.080</b>	12:05:09.355	3	BMW F900
888	Brandon WRIGHT	<b>52.969</b>	12:05:13.709	3	Suzuki SV650
17	Phil BAKER	<b>52.813</b>	12:07:48.555	6	BMW F900
17	Phil BAKER	<b>52.743</b>	12:09:34.129	8	BMW F900

#### Leader History

NO	NAME	FROM LAP	LAPS LED	DISTANCE	VEHICLE
17	Phil BAKER	1	11	13.28 miles	BMW F900



# BMCRC - MRO Championships 2023 - Rnd 8 @ Brands Hatch Indy



## BMCRC Thunderbike Sport & BMCRC SuperTwins

### RACE 18 - GRID (11 Laps)

ROW 12	36	35	Logan STONE	35	93	Tony BOTTO	34	46	Richard HODGES	
ROW 11		33	49	Oli CHAYTOR	32	689	David TREVEIL	31	139	Rob MARLEY
ROW 10	30	109	Chris CAYFORD	29	333	Andrew HOUGHTON	28	42	David ATKINS	
ROW 9		27	110	Michael CRUMPTON	26	40	Simon WILKINSON	25	47	Tristan BOHANAN
ROW 8	24	114	Richard BATE	23	51	Paul BEESLEY	22	167	Terry SMITH	
ROW 7		21	4	Hayden KILLWORTH	20	67	Simon HARVEY	19	68	Mark HILL
ROW 6	18	137	Colin McPHERSON	17	45	Terence QUINCE	16	44	Tony PARKER	
ROW 5		15	74	Daniel BLACK	14	888	Brandon WRIGHT	13	58	Michael ALLEN
ROW 4	12	994	Adrian HOWARD	11	17	Phil BAKER	10	25	Harrison DAY	
ROW 3		9	7	Darren TAYLOR	8	77	David MAY	7	48	Shaun WALLIS
ROW 2	6	81	Malvern MAY	5	52	Elliot FRICKER	4	69	Tony RUSSO	
ROW 1		3	151	Andrew DENYER	2	97	Alex MANN	1	1	Jeremy HILL
<b>Pole</b>										

Brands Hatch Indy: 1.2079 miles

These results are provisional until the conclusion of any judicial and technical matters.

Clerk Of Course :	Stewards :	Timekeeper : <i>Craig Smith</i>
-------------------	------------	------------------------------------

Results can be found at [www.tsl-timing.com](http://www.tsl-timing.com)

Printed - 12:15 Sunday, 01 October 2023



# BMCRC - MRO Championships 2023 - Rnd 8 @ Brands Hatch Indy



## BMCRC Thunderbike Sport & BMCRC SuperTwins

### RACE 18 - CLASSIFICATION

POS	NO	CL	PIC NAME	ENTRY	LAPS	TIME	GAP	DIFF	MPH	BEST	ON
1	1		1 Jeremy HILL	Yamaha R6 - Silver Arrows Racing / LT-Info.com	11	9:25.411			84.60	50.487	8
2	97		2 Alex MANN	Honda CBR600RR - Michael Jones Jeweller, Esprit	11	9:31.909	6.498	6.498	83.64	51.236	4
3	151		3 Andrew DENYER	Yamaha OW01 - me	11	9:35.295	9.884	3.386	83.14	51.297	8
4	69		4 Tony RUSSO	Yamaha R6 - Wymark Lubricants	11	9:35.299	9.888	0.004	83.14	51.172	9
5	52		5 Elliot FRICKER	Honda CBR600 - Credit card	11	9:38.467	13.056	3.168	82.69	51.777	5
6	48		6 Shaun WALLIS	Yamaha R6 - MBC Despatch Racing	11	9:41.316	15.905	2.849	82.28	51.861	3
7	77		7 David MAY	Suzuki GSXR600 - Orchard cooling/ team Silver Arc	11	9:42.644	17.233	1.328	82.09	51.998	10
8	81		8 Malvern MAY	Honda CBR600RR - IMP racing	11	9:47.458	22.047	4.814	81.42	51.966	6
9	17	SUP	1 Phil BAKER	BMW F900 -	11	9:52.792	27.381	5.334	80.69	52.834	9
10	25		9 Harrison DAY	Yamaha R6 -	11	9:54.082	28.671	1.290	80.51	52.353	9
11	994	R	1 Adrian HOWARD	Suzuki GSXR 600 - Geary Roofing & Building Servic	11	9:54.393	28.982	0.311	80.47	52.461	9
12	888	SUP	2 Brandon WRIGHT	Suzuki SV650 - 888 Vapour	11	9:58.447	33.036	4.054	79.93	53.265	3
13	58	SUP	3 Michael ALLEN	Kawasaki ER6 -	11	10:05.029	39.618	6.582	79.06	52.895	9
14	74	SUP	4 Daniel BLACK	Suzukis SV650 - DAD	11	10:06.816	41.405	1.787	78.82	54.222	5
15	44	SUP	5 Tony PARKER	Kawasaki ER650RR - insta/youtube 44notpol	11	10:06.990	41.579	0.174	78.80	53.714	9
16	45	SUP	6 Terence QUINCE	Suzuki SV650 - K&Q, HM Racing, Titan-x	11	10:07.095	41.684	0.105	78.79	53.539	11
17	68		10 Mark HILL	DUCATI S2R - Mhp exhausts	11	10:12.802	47.391	5.707	78.05	54.585	6
18	137	R	2 Colin McPHERSON	Yamaha R6 -	11	10:18.630	53.219	5.828	77.32	55.032	6
19	67	R	3 Simon HARVEY	Suzuki SV650 -	11	10:18.761	53.350	0.131	77.30	54.853	6
20	4	SUP	7 Hayden KILLWORTH	Suzuki SK SV650 - Bradley Hix (H11xy) @Green Pl:	11	10:19.496	54.085	0.735	77.21	54.847	6
21	167	R	4 Terry SMITH	Suzuki SV650 - IMP Racing	10	9:29.607	1 Lap	1 Lap	76.34	55.590	7
22	114		11 Richard BATE	Yamaha R6 - TEAM PSR	10	9:31.943	1 Lap	2.336	76.03	55.080	9
23	110	R	5 Michael CRUMPTON	Honda CBR 600 RR -	10	9:41.273	1 Lap	9.330	74.81	56.668	2
24	40	SUP	8 Simon WILKINSON	Suzuki SV650 - S P Wilkinson Engineering Ltd	10	9:42.636	1 Lap	1.363	74.63	56.909	6

#### NOT CLASSIFIED

DNF	7	R	Darren TAYLOR	Kawasaki ZX6R - Market Cross Cafe Swaffham. Dov	10	8:59.962	1 Lap		80.53	52.040	9
DNF	139		Rob MARLEY	Honda CBR600F3 - PearTree Racing	7	6:41.740	4 Laps	3 Laps	75.77	55.758	4
DNF	49		Oli CHAYTOR	Yamaha R6 - PearTree Racing	1	1:07.251	10 Laps	6 Laps	64.66		
DNF	333		Andrew HOUGHTON	Husqvarna FS450 - Bahnstormer BMW	0						

#### FASTEST LAP

1			Jeremy HILL	Yamaha R6 - Silver Arrows Racing / LT-Info.com	8	50.487			86.13 mph	138.61 kph	
7	R		Darren TAYLOR	Kawasaki ZX6R - Market Cross Cafe Swaffham. Dov	9	52.040			83.56 mph	134.48 kph	
17	SUP		Phil BAKER	BMW F900 -	9	52.834			82.30 mph	132.46 kph	

Class - 92.5% of Race Speed = 78.25 mph  
 Class SUP - 92.5% of Race Speed = 74.63 mph  
 Class R - 92.5% of Race Speed = 74.43 mph

Weather / Track : Cloudy / Dry

These results are provisional until the conclusion of any judicial and technical matters.

Race Distance: 11 Laps / 13.28 miles

Brands Hatch Indy: 1.2079 miles

Date: 01/10/2023 Start: 15:58 Finish: 16:08

Clerk Of Course :

Stewards :

Timekeeper :

*Craig Smith*

Results can be found at [www.tsl-timing.com](http://www.tsl-timing.com)

Printed - 16:13 Sunday, 01 October 2023





# BMCRC - MRO Championships 2023 - Rnd 8 @ Brands Hatch Indy

## BMCRC Thunderbike Sport & BMCRC SuperTwins

### RACE 18 - POSITION CHART

No	Name	Lap Pos	Lap											
			1	2	3	4	5	6	7	8	9	10	11	
1	HILL	1	1	1	1	1	1	1	1	1	1	1	1	1
97	MANN	2	97	97	97	97	97	97	97	97	97	97	97	97
151	DENYER	3	52	52	52	52	52	52	151	151	151	151	151	151
69	RUSSO	4	151	151	151	151	151	151	69	69	69	69	69	69
52	FRICKER	5	69	69	69	69	69	69	52	52	52	52	52	52
81	MAY	6	48	48	48	48	48	48	48	48	48	48	48	48
48	WALLIS	7	77	77	77	77	77	77	77	77	77	77	77	77
77	MAY	8	81	81	81	81	81	81	81	81	81	81	81	81
7	TAYLOR	9	17	17	17	17	994	994	7	17	7	17	17	17
25	DAY	10	994	994	994	994	7	17	994	7	17	7	25	25
17	BAKER	11	7	25	25	7	17	25	17	994	994	994	994	994
994	HOWARD	12	25	7	7	25	25	7	25	25	25	25	25	888
58	ALLEN	13	888	888	888	888	888	888	888	888	888	888	888	58
888	WRIGHT	14	74	74	74	74	74	74	74	74	74	74	58	74
74	BLACK	15	68	68	44	44	44	44	44	44	44	44	74	44
44	PARKER	16	44	44	68	45	45	45	45	45	58	44	45	45
45	QUINCE	17	137	45	45	68	68	68	58	58	45	45	68	68
137	McPHERSON	18	67	67	137	137	137	58	68	68	68	68	137	137
68	HILL	19	45	137	67	67	58	137	137	137	67	67	67	67
67	HARVEY	20	167	167	4	58	4	4	67	67	137	137	4	4
4	KILLWORTH	21	4	4	58	4	67	67	4	4	4	4	4	4
167	SMITH	22	139	139	167	167	167	167	167	167	167	167	167	167
114	BATE	23	110	58	139	139	139	139	139	114	114	114	114	114
40	WILKINSON	24	40	110	110	114	114	114	114	110	110	110	110	110
110	CRUMPTON	25	114	114	114	110	40	40	40	40	40	40	40	40
333	HOUGHTON	26	58	40	40	40	110	110	110					
139	MARLEY	27	49											
49	CHAYTOR	28												

# BMCRC - MRO Championships 2023 - Rnd 8 @ Brands Hatch Indy

## BMCRC Thunderbike Sport & BMCRC SuperTwins

### RACE 18 - SECTOR ANALYSIS



SECTOR 1 = FL to I1, SECTOR 2 = I1 to FL, DIFF = Difference To Personal Best Lap, P = Crossed Finish Line in Pit Lane, D = Time Disallowed

P1 1		Jeremy HILL		Yamaha R6 - Silver Arrows Racing / LT-Info.com			
IDEAL LAP TIME : 50.113		BEST LAP TIME : 50.487		DIFFERENCE : 0.374			
LAP	SECTOR 1	SECTOR 2	LAP TIME	MPH	DIFF	TIME OF DAY	
1 -		20.172	55.060	78.97	4.573	15:59:48.076	
2 -	30.429	<b>20.084</b>	50.513 (2)	86.08	0.026	16:00:38.589	
3 -	30.537	20.220	50.757	85.67	0.270	16:01:29.346	
4 -	30.465	20.225	50.690	85.78	0.203	16:02:20.036	
5 -	30.290	20.266	50.556	86.01	0.069	16:03:10.592	
6 -	30.361	20.192	50.553 (3)	86.02	0.066	16:04:01.145	
7 -	30.323	20.309	50.632	85.88	0.145	16:04:51.777	
8 -	<b>30.029</b>	20.458	<b>50.487 (1)</b>	<b>86.13</b>		<b>16:05:42.264</b>	
9 -	30.497	20.361	50.858	85.50	0.371	16:06:33.122	
10 -	30.293	20.449	50.742	85.70	0.255	16:07:23.864	
11 -	30.339	24.224	54.563	79.69	4.076	16:08:18.427	

P2 97		Alex MANN		Honda CBR600RR - Michael Jones Jeweller, Esprit Group, Carl			
IDEAL LAP TIME : 51.137		BEST LAP TIME : 51.236		DIFFERENCE : 0.099			
LAP	SECTOR 1	SECTOR 2	LAP TIME	MPH	DIFF	TIME OF DAY	
1 -		20.560	56.733	76.65	5.497	15:59:49.749	
2 -	30.846	20.564	51.410	84.58	0.174	16:00:41.159	
3 -	30.813	20.532	51.345 (3)	84.69	0.109	16:01:32.504	
4 -	30.796	20.440	<b>51.236 (1)</b>	<b>84.87</b>		<b>16:02:23.740</b>	
5 -	<b>30.712</b>	20.615	51.327 (2)	84.72	0.091	16:03:15.067	
6 -	30.827	20.523	51.350	84.68	0.114	16:04:06.417	
7 -	30.892	20.477	51.369	84.65	0.133	16:04:57.786	
8 -	31.017	20.552	51.569	84.32	0.333	16:05:49.355	
9 -	31.311	20.458	51.769	84.00	0.533	16:06:41.124	
10 -	31.823	20.607	52.430	82.94	1.194	16:07:33.554	
11 -	30.946	<b>20.425</b>	51.371	84.65	0.135	16:08:24.925	

P3 151		Andrew DENYER		Yamaha OW01 - me			
IDEAL LAP TIME : 51.193		BEST LAP TIME : 51.297		DIFFERENCE : 0.104			
LAP	SECTOR 1	SECTOR 2	LAP TIME	MPH	DIFF	TIME OF DAY	
1 -		21.137	58.267	74.63	6.970	15:59:51.283	
2 -	31.291	20.840	52.131	83.41	0.834	16:00:43.414	
3 -	31.010	20.792	51.802	83.94	0.505	16:01:35.216	
4 -	31.059	<b>20.627</b>	51.686	84.13	0.389	16:02:26.902	
5 -	30.974	20.748	51.722	84.07	0.425	16:03:18.624	
6 -	31.255	20.793	52.048	83.54	0.751	16:04:10.672	
7 -	30.774	20.700	51.474 (3)	84.48	0.177	16:05:02.146	
8 -	<b>30.566</b>	20.731	<b>51.297 (1)</b>	<b>84.77</b>		<b>16:05:53.443</b>	
9 -	30.615	20.748	51.363 (2)	84.66	0.066	16:06:44.806	
10 -	30.741	21.142	51.883	83.81	0.586	16:07:36.689	
11 -	30.877	20.745	51.622	84.23	0.325	16:08:28.311	

P4 69		Tony RUSSO		Yamaha R6 - Wymark Lubricants			
IDEAL LAP TIME : 51.172		BEST LAP TIME : 51.172		DIFFERENCE : 0.000			
LAP	SECTOR 1	SECTOR 2	LAP TIME	MPH	DIFF	TIME OF DAY	
1 -		20.864	58.320	74.56	7.148	15:59:51.336	
2 -	31.679	20.543	52.222	83.27	1.050	16:00:43.588	
3 -	31.103	20.582	51.685	84.13	0.513	16:01:35.243	
4 -	31.302	20.632	51.934	83.73	0.762	16:02:27.177	
5 -	30.975	20.546	51.521	84.40	0.349	16:03:18.698	
6 -	31.550	20.493	52.043	83.55	0.871	16:04:10.741	
7 -	31.270	20.681	51.951	83.70	0.779	16:05:02.692	
8 -	31.004	20.388	51.392 (2)	84.61	0.220	16:05:54.084	
9 -	<b>30.840</b>	<b>20.332</b>	<b>51.172 (1)</b>	<b>84.98</b>		<b>16:06:45.256</b>	
10 -	30.869	20.767	51.636	84.21	0.464	16:07:36.892	
11 -	30.851	20.572	51.423 (3)	84.56	0.251	16:08:28.315	

# BMCRC - MRO Championships 2023 - Rnd 8 @ Brands Hatch Indy

## BMCRC Thunderbike Sport & BMCRC SuperTwins

### RACE 18 - SECTOR ANALYSIS



SECTOR 1 = FL to I1, SECTOR 2 = I1 to FL, DIFF = Difference To Personal Best Lap, P = Crossed Finish Line in Pit Lane, D = Time Disallowed

<b>P5 52</b>		<b>Elliot FRICKER</b>		Honda CBR600 - Credit card		
IDEAL LAP TIME : 51.637		BEST LAP TIME : 51.777		DIFFERENCE : 0.140		
LAP	SECTOR 1	SECTOR 2	LAP TIME	MPH	DIFF	TIME OF DAY
1 -		20.896	57.742	75.31	5.965	15:59:50.758
2 -	31.241	20.854	52.095	83.47	0.318	16:00:42.853
3 -	31.118	20.969	52.087	83.48	0.310	16:01:34.940
4 -	31.030	20.808	51.838 (3)	83.88	0.061	16:02:26.778
5 -	30.920	20.857	<b>51.777 (1)</b>	<b>83.98</b>		<b>16:03:18.555</b>
6 -	31.210	<b>20.763</b>	51.973	83.67	0.196	16:04:10.528
7 -	31.230	20.979	52.209	83.29	0.432	16:05:02.737
8 -	31.367	20.812	52.179	83.34	0.402	16:05:54.916
9 -	30.997	20.804	51.801 (2)	83.94	0.024	16:06:46.717
10 -	<b>30.874</b>	21.012	51.886	83.81	0.109	16:07:38.603
11 -	31.759	21.121	52.880	82.23	1.103	16:08:31.483

<b>P6 48</b>		<b>Shaun WALLIS</b>		Yamaha R6 - MBC Despatch Racing		
IDEAL LAP TIME : 51.794		BEST LAP TIME : 51.861		DIFFERENCE : 0.067		
LAP	SECTOR 1	SECTOR 2	LAP TIME	MPH	DIFF	TIME OF DAY
1 -		20.853	58.654	74.13	6.793	15:59:51.670
2 -	31.669	20.672	52.341	83.08	0.480	16:00:44.011
3 -	31.197	<b>20.664</b>	<b>51.861 (1)</b>	<b>83.85</b>		<b>16:01:35.872</b>
4 -	31.167	20.823	51.990 (2)	83.64	0.129	16:02:27.862
5 -	31.306	20.843	52.149	83.38	0.288	16:03:20.011
6 -	31.698	20.918	52.616	82.64	0.755	16:04:12.627
7 -	<b>31.130</b>	21.012	52.142	83.39	0.281	16:05:04.769
8 -	31.293	20.944	52.237	83.24	0.376	16:05:57.006
9 -	31.182	20.896	52.078 (3)	83.50	0.217	16:06:49.084
10 -	31.484	20.959	52.443	82.92	0.582	16:07:41.527
11 -	31.552	21.253	52.805	82.35	0.944	16:08:34.332

<b>P7 77</b>		<b>David MAY</b>		Suzuki GSXR600 - Orchard cooling/ team Silver Arrows		
IDEAL LAP TIME : 51.896		BEST LAP TIME : 51.998		DIFFERENCE : 0.102		
LAP	SECTOR 1	SECTOR 2	LAP TIME	MPH	DIFF	TIME OF DAY
1 -		21.090	59.159	73.50	7.161	15:59:52.175
2 -	31.619	20.857	52.476	82.86	0.478	16:00:44.651
3 -	31.271	20.745	52.016 (3)	83.60	0.018	16:01:36.667
4 -	31.482	20.773	52.255	83.21	0.257	16:02:28.922
5 -	32.558	20.972	53.530	81.23	1.532	16:03:22.452
6 -	31.431	20.962	52.393	82.99	0.395	16:04:14.845
7 -	31.461	20.958	52.419	82.95	0.421	16:05:07.264
8 -	31.492	20.822	52.314	83.12	0.316	16:05:59.578
9 -	31.312	<b>20.688</b>	52.000 (2)	83.62	0.002	16:06:51.578
10 -	<b>31.208</b>	20.790	<b>51.998 (1)</b>	<b>83.63</b>		<b>16:07:43.576</b>
11 -	31.279	20.805	52.084	83.49	0.086	16:08:35.660

<b>P8 81</b>		<b>Malvern MAY</b>		Honda CBR600RR - IMP racing		
IDEAL LAP TIME : 51.856		BEST LAP TIME : 51.966		DIFFERENCE : 0.110		
LAP	SECTOR 1	SECTOR 2	LAP TIME	MPH	DIFF	TIME OF DAY
1 -		21.066	59.456	73.13	7.490	15:59:52.472
2 -	32.195	21.067	53.262	81.64	1.296	16:00:45.734
3 -	31.386	21.254	52.640	82.61	0.674	16:01:38.374
4 -	31.297	21.290	52.587	82.69	0.621	16:02:30.961
5 -	31.555	21.158	52.713	82.49	0.747	16:03:23.674
6 -	31.125	<b>20.841</b>	<b>51.966 (1)</b>	<b>83.68</b>		<b>16:04:15.640</b>
7 -	<b>31.015</b>	21.143	52.158 (3)	83.37	0.192	16:05:07.798
8 -	31.588	20.893	52.481	82.86	0.515	16:06:00.279
9 -	31.120	20.952	52.072 (2)	83.51	0.106	16:06:52.351
10 -	31.340	21.051	52.391	83.00	0.425	16:07:44.742
11 -	32.761	22.971	55.732	78.02	3.766	16:08:40.474

# BMCRC - MRO Championships 2023 - Rnd 8 @ Brands Hatch Indy

## BMCRC Thunderbike Sport & BMCRC SuperTwins

### RACE 18 - SECTOR ANALYSIS



SECTOR 1 = FL to I1, SECTOR 2 = I1 to FL, DIFF = Difference To Personal Best Lap, P = Crossed Finish Line in Pit Lane, D = Time Disallowed

P9 17 SUP Phil BAKER		BMW F900 -				
IDEAL LAP TIME : 52.790		BEST LAP TIME : 52.834		DIFFERENCE : 0.044		
LAP	SECTOR 1	SECTOR 2	LAP TIME	MPH	DIFF	TIME OF DAY
1 -		21.369	59.999	72.47	7.165	15:59:53.015
2 -	32.150	<b>21.028</b>	53.178	81.77	0.344	16:00:46.193
3 -	32.031	21.332	53.363	81.49	0.529	16:01:39.556
4 -	32.149	21.306	53.455	81.35	0.621	16:02:33.011
5 -	32.263	21.444	53.707	80.96	0.873	16:03:26.718
6 -	32.405	21.064	53.469	81.32	0.635	16:04:20.187
7 -	32.117	21.424	53.541	81.22	0.707	16:05:13.728
8 -	31.831	21.131	52.962 (2)	82.10	0.128	16:06:06.690
9 -	<b>31.762</b>	21.072	<b>52.834 (1)</b>	<b>82.30</b>		<b>16:06:59.524</b>
10 -	32.009	21.205	53.214	81.71	0.380	16:07:52.738
11 -	31.822	21.248	53.070 (3)	81.94	0.236	16:08:45.808

P10 25 Harrison DAY		Yamaha R6 -				
IDEAL LAP TIME : 52.353		BEST LAP TIME : 52.353		DIFFERENCE : 0.000		
LAP	SECTOR 1	SECTOR 2	LAP TIME	MPH	DIFF	TIME OF DAY
1 -		21.515	1:00.773	71.55	8.420	15:59:53.789
2 -	32.096	20.973	53.069 (2)	81.94	0.716	16:00:46.858
3 -	31.936	21.659	53.595	81.13	1.242	16:01:40.453
4 -	32.182	21.065	53.247	81.66	0.894	16:02:33.700
5 -	32.254	20.974	53.228	81.69	0.875	16:03:26.928
6 -	32.566	21.017	53.583	81.15	1.230	16:04:20.511
7 -	32.263	21.036	53.299	81.58	0.946	16:05:13.810
8 -	32.758	21.103	53.861	80.73	1.508	16:06:07.671
9 -	<b>31.529</b>	<b>20.824</b>	<b>52.353 (1)</b>	<b>83.06</b>		<b>16:07:00.024</b>
10 -	32.552	21.308	53.860	80.73	1.507	16:07:53.884
11 -	31.838	21.376	53.214 (3)	81.71	0.861	16:08:47.098

P11 994 R Adrian HOWARD		Suzuki GSXR 600 - Geary Roofing & Building Services				
IDEAL LAP TIME : 52.461		BEST LAP TIME : 52.461		DIFFERENCE : 0.000		
LAP	SECTOR 1	SECTOR 2	LAP TIME	MPH	DIFF	TIME OF DAY
1 -		21.400	1:00.531	71.84	8.070	15:59:53.547
2 -	31.817	21.323	53.140 (2)	81.83	0.679	16:00:46.687
3 -	32.054	21.298	53.352	81.50	0.891	16:01:40.039
4 -	31.815	21.327	53.142 (3)	81.82	0.681	16:02:33.181
5 -	31.945	21.456	53.401	81.43	0.940	16:03:26.582
6 -	32.322	21.233	53.555	81.19	1.094	16:04:20.137
7 -	32.053	21.463	53.516	81.25	1.055	16:05:13.653
8 -	32.505	21.333	53.838	80.77	1.377	16:06:07.491
9 -	<b>31.612</b>	<b>20.849</b>	<b>52.461 (1)</b>	<b>82.89</b>		<b>16:06:59.952</b>
10 -	31.815	21.399	53.214	81.71	0.753	16:07:53.166
11 -	32.492	21.751	54.243	80.16	1.782	16:08:47.409

P12 888 SUP Brandon WRIGHT		Suzuki SV650 - 888 Vapour				
IDEAL LAP TIME : 53.083		BEST LAP TIME : 53.265		DIFFERENCE : 0.182		
LAP	SECTOR 1	SECTOR 2	LAP TIME	MPH	DIFF	TIME OF DAY
1 -		21.650	1:01.225	71.02	7.960	15:59:54.241
2 -	32.447	21.342	53.789	80.84	0.524	16:00:48.030
3 -	32.132	<b>21.133</b>	<b>53.265 (1)</b>	<b>81.64</b>		<b>16:01:41.295</b>
4 -	32.211	21.898	54.109	80.36	0.844	16:02:35.404
5 -	32.248	21.350	53.598	81.13	0.333	16:03:29.002
6 -	32.297	21.234	53.531 (3)	81.23	0.266	16:04:22.533
7 -	<b>31.950</b>	21.427	53.377 (2)	81.46	0.112	16:05:15.910
8 -	32.159	21.433	53.592	81.14	0.327	16:06:09.502
9 -	32.104	21.636	53.740	80.91	0.475	16:07:03.242
10 -	32.426	21.653	54.079	80.41	0.814	16:07:57.321
11 -	32.673	21.469	54.142	80.31	0.877	16:08:51.463

# BMCRC - MRO Championships 2023 - Rnd 8 @ Brands Hatch Indy

## BMCRC Thunderbike Sport & BMCRC SuperTwins

### RACE 18 - SECTOR ANALYSIS



SECTOR 1 = FL to I1, SECTOR 2 = I1 to FL, DIFF = Difference To Personal Best Lap, P = Crossed Finish Line in Pit Lane, D = Time Disallowed

P13 58 SUP Michael ALLEN		Kawasaki ER6 -				
IDEAL LAP TIME : 52.895		BEST LAP TIME : 52.895		DIFFERENCE : 0.000		
LAP	SECTOR 1	SECTOR 2	LAP TIME	MPH	DIFF	TIME OF DAY
1 -		22.133	1:05.817	66.07	12.922	15:59:58.833
2 -	33.720	21.730	55.450	78.42	2.555	16:00:54.283
3 -	32.699	21.779	54.478	79.82	1.583	16:01:48.761
4 -	33.200	21.526	54.726	79.46	1.831	16:02:43.487
5 -	32.823	21.833	54.656	79.56	1.761	16:03:38.143
6 -	32.308	21.299	53.607	81.12	0.712	16:04:31.750
7 -	32.209	21.210	53.419	81.40	0.524	16:05:25.169
8 -	32.176	21.183	53.359 (3)	81.49	0.464	16:06:18.528
9 -	<b>31.800</b>	<b>21.095</b>	<b>52.895 (1)</b>	<b>82.21</b>		<b>16:07:11.423</b>
10 -	32.284	21.319	53.603	81.12	0.708	16:08:05.026
11 -	31.857	21.162	53.019 (2)	82.01	0.124	16:08:58.045

P14 74 SUP Daniel BLACK		Suzukis SV650 - DAD				
IDEAL LAP TIME : 54.162		BEST LAP TIME : 54.222		DIFFERENCE : 0.060		
LAP	SECTOR 1	SECTOR 2	LAP TIME	MPH	DIFF	TIME OF DAY
1 -		21.731	1:01.838	70.32	7.616	15:59:54.854
2 -	32.698	<b>21.600</b>	54.298 (2)	80.08	0.076	16:00:49.152
3 -	32.774	21.755	54.529	79.74	0.307	16:01:43.681
4 -	<b>32.562</b>	21.736	54.298 (2)	80.08	0.076	16:02:37.979
5 -	32.582	21.640	<b>54.222 (1)</b>	<b>80.19</b>		<b>16:03:32.201</b>
6 -	32.836	22.005	54.841	79.29	0.619	16:04:27.042
7 -	32.681	21.774	54.455	79.85	0.233	16:05:21.497
8 -	32.644	21.874	54.518	79.76	0.296	16:06:16.015
9 -	32.743	21.740	54.483	79.81	0.261	16:07:10.498
10 -	32.754	21.915	54.669	79.54	0.447	16:08:05.167
11 -	32.769	21.896	54.665	79.55	0.443	16:08:59.832

P15 44 SUP Tony PARKER		Kawasaki ER650RR - insta/youtube 44notpot				
IDEAL LAP TIME : 53.692		BEST LAP TIME : 53.714		DIFFERENCE : 0.022		
LAP	SECTOR 1	SECTOR 2	LAP TIME	MPH	DIFF	TIME OF DAY
1 -		22.279	1:02.891	69.14	9.177	15:59:55.907
2 -	32.576	22.291	54.867	79.25	1.153	16:00:50.774
3 -	32.640	22.193	54.833	79.30	1.119	16:01:45.607
4 -	32.302	21.992	54.294	80.09	0.580	16:02:39.901
5 -	32.456	21.931	54.387	79.95	0.673	16:03:34.288
6 -	32.589	22.078	54.667	79.54	0.953	16:04:28.955
7 -	32.238	21.926	54.164 (3)	80.28	0.450	16:05:23.119
8 -	32.765	<b>21.667</b>	54.432	79.89	0.718	16:06:17.551
9 -	<b>32.025</b>	21.689	<b>53.714 (1)</b>	<b>80.95</b>		<b>16:07:11.265</b>
10 -	32.642	21.970	54.612	79.62	0.898	16:08:05.877
11 -	32.323	21.806	54.129 (2)	80.33	0.415	16:09:00.006

P16 45 SUP Terence QUINCE		Suzuki SV650 - K&Q, HM Racing, Titan-x				
IDEAL LAP TIME : 53.539		BEST LAP TIME : 53.539		DIFFERENCE : 0.000		
LAP	SECTOR 1	SECTOR 2	LAP TIME	MPH	DIFF	TIME OF DAY
1 -		23.162	1:03.296	68.70	9.757	15:59:56.312
2 -	32.899	21.686	54.585	79.66	1.046	16:00:50.897
3 -	32.854	22.341	55.195	78.78	1.656	16:01:46.092
4 -	32.579	21.715	54.294	80.09	0.755	16:02:40.386
5 -	32.162	22.050	54.212	80.21	0.673	16:03:34.598
6 -	32.539	21.970	54.509	79.77	0.970	16:04:29.107
7 -	32.385	21.796	54.181 (3)	80.26	0.642	16:05:23.288
8 -	32.752	21.779	54.531	79.74	0.992	16:06:17.819
9 -	32.190	21.842	54.032 (2)	80.48	0.493	16:07:11.851
10 -	32.247	22.474	54.721	79.46	1.182	16:08:06.572
11 -	<b>32.060</b>	<b>21.479</b>	<b>53.539 (1)</b>	<b>81.22</b>		<b>16:09:00.111</b>



# BMCRC - MRO Championships 2023 - Rnd 8 @ Brands Hatch Indy

## BMCRC Thunderbike Sport & BMCRC SuperTwins

### RACE 18 - SECTOR ANALYSIS



SECTOR 1 = FL to I1, SECTOR 2 = I1 to FL, DIFF = Difference To Personal Best Lap, P = Crossed Finish Line in Pit Lane, D = Time Disallowed

P17 68		Mark HILL		DUCATI S2R - Mhp exhausts		
IDEAL LAP TIME : 54.560		BEST LAP TIME : 54.585		DIFFERENCE : 0.025		
LAP	SECTOR 1	SECTOR 2	LAP TIME	MPH	DIFF	TIME OF DAY
1 -		22.322	1:02.430	69.65	7.845	15:59:55.446
2 -	32.934	<b>21.851</b>	54.785 (2)	79.37	0.200	16:00:50.231
3 -	33.358	22.326	55.684	78.09	1.099	16:01:45.915
4 -	32.880	22.074	54.954	79.13	0.369	16:02:40.869
5 -	32.966	22.000	54.966	79.11	0.381	16:03:35.835
6 -	<b>32.709</b>	21.876	<b>54.585 (1)</b>	<b>79.66</b>		<b>16:04:30.420</b>
7 -	32.896	21.951	54.847 (3)	79.28	0.262	16:05:25.267
8 -	32.833	22.184	55.017	79.04	0.432	16:06:20.284
9 -	33.000	22.099	55.099	78.92	0.514	16:07:15.383
10 -	33.068	22.231	55.299	78.63	0.714	16:08:10.682
11 -	32.986	22.150	55.136	78.87	0.551	16:09:05.818

P18 137 R		Colin McPHERSON		Yamaha R6 -		
IDEAL LAP TIME : 54.570		BEST LAP TIME : 55.032		DIFFERENCE : 0.462		
LAP	SECTOR 1	SECTOR 2	LAP TIME	MPH	DIFF	TIME OF DAY
1 -		22.030	1:03.137	68.87	8.105	15:59:56.153
2 -	34.232	<b>21.623</b>	55.855	77.85	0.823	16:00:52.008
3 -	<b>32.947</b>	22.237	55.184 (3)	78.80	0.152	16:01:47.192
4 -	33.428	21.995	55.423	78.46	0.391	16:02:42.615
5 -	33.532	21.946	55.478	78.38	0.446	16:03:38.093
6 -	33.137	21.895	<b>55.032 (1)</b>	<b>79.01</b>		<b>16:04:33.125</b>
7 -	33.778	21.917	55.695	78.07	0.663	16:05:28.820
8 -	33.345	22.187	55.532	78.30	0.500	16:06:24.352
9 -	34.012	21.721	55.733	78.02	0.701	16:07:20.085
10 -	33.533	21.635	55.168 (2)	78.82	0.136	16:08:15.253
11 -	34.701	21.692	56.393	77.11	1.361	16:09:11.646

P19 67 R		Simon HARVEY		Suzuki SV650 -		
IDEAL LAP TIME : 54.760		BEST LAP TIME : 54.853		DIFFERENCE : 0.093		
LAP	SECTOR 1	SECTOR 2	LAP TIME	MPH	DIFF	TIME OF DAY
1 -		22.583	1:03.227	68.77	8.374	15:59:56.243
2 -	33.712	22.012	55.724	78.03	0.871	16:00:51.967
3 -	33.217	22.371	55.588	78.22	0.735	16:01:47.555
4 -	33.365	22.156	55.521	78.32	0.668	16:02:43.076
5 -	33.952	22.020	55.972	77.69	1.119	16:03:39.048
6 -	<b>32.803</b>	22.050	<b>54.853 (1)</b>	<b>79.27</b>		<b>16:04:33.901</b>
7 -	33.206	22.126	55.332	78.59	0.479	16:05:29.233
8 -	33.165	22.523	55.688	78.08	0.835	16:06:24.921
9 -	33.068	<b>21.957</b>	55.025 (2)	79.02	0.172	16:07:19.946
10 -	32.854	22.174	55.028 (3)	79.02	0.175	16:08:14.974
11 -	34.781	22.022	56.803	76.55	1.950	16:09:11.777

P20 4 SUP		Hayden KILLWORTH		Suzuki SK SV650 - Bradley Hix (H11xy) @Green Plant UK		
IDEAL LAP TIME : 54.733		BEST LAP TIME : 54.847		DIFFERENCE : 0.114		
LAP	SECTOR 1	SECTOR 2	LAP TIME	MPH	DIFF	TIME OF DAY
1 -		22.539	1:04.513	67.40	9.666	15:59:57.529
2 -	33.534	22.299	55.833	77.88	0.986	16:00:53.362
3 -	33.108	22.216	55.324	78.60	0.477	16:01:48.686
4 -	32.984	<b>21.987</b>	54.971 (2)	79.10	0.124	16:02:43.657
5 -	33.211	22.111	55.322	78.60	0.475	16:03:38.979
6 -	<b>32.746</b>	22.101	<b>54.847 (1)</b>	<b>79.28</b>		<b>16:04:33.826</b>
7 -	33.293	22.533	55.826	77.89	0.979	16:05:29.652
8 -	33.024	22.428	55.452	78.42	0.605	16:06:25.104
9 -	33.503	22.209	55.712	78.05	0.865	16:07:20.816
10 -	33.185	22.080	55.265 (3)	78.68	0.418	16:08:16.081
11 -	34.375	22.056	56.431	77.06	1.584	16:09:12.512

# BMCRC - MRO Championships 2023 - Rnd 8 @ Brands Hatch Indy

## BMCRC Thunderbike Sport & BMCRC SuperTwins

### RACE 18 - SECTOR ANALYSIS



SECTOR 1 = FL to I1, SECTOR 2 = I1 to FL, DIFF = Difference To Personal Best Lap, P = Crossed Finish Line in Pit Lane, D = Time Disallowed

P21 167 R		Terry SMITH		Suzuki SV650 - IMP Racing		
IDEAL LAP TIME : 55.444		BEST LAP TIME : 55.590		DIFFERENCE : 0.146		
LAP	SECTOR 1	SECTOR 2	LAP TIME	MPH	DIFF	TIME OF DAY
1 -		22.668	1:03.983	67.96	8.393	15:59:56.999
2 -	33.771	<b>22.357</b>	56.128	77.47	0.538	16:00:53.127
3 -	<b>33.087</b>	23.067	56.154	77.44	0.564	16:01:49.281
4 -	33.411	22.558	55.969 (2)	77.69	0.379	16:02:45.250
5 -	33.657	22.676	56.333	77.19	0.743	16:03:41.583
6 -	33.647	22.485	56.132	77.47	0.542	16:04:37.715
7 -	33.115	22.475	<b>55.590 (1)</b>	<b>78.22</b>		<b>16:05:33.305</b>
8 -	33.380	22.701	56.081 (3)	77.54	0.491	16:06:29.386
9 -	33.661	22.542	56.203	77.37	0.613	16:07:25.589
10 -	33.861	23.173	57.034	76.24	1.444	16:08:22.623

P22 114		Richard BATE		Yamaha R6 - TEAM PSR		
IDEAL LAP TIME : 55.080		BEST LAP TIME : 55.080		DIFFERENCE : 0.000		
LAP	SECTOR 1	SECTOR 2	LAP TIME	MPH	DIFF	TIME OF DAY
1 -		22.647	1:05.788	66.10	10.708	15:59:58.804
2 -	34.609	22.695	57.304	75.88	2.224	16:00:56.108
3 -	34.881	22.354	57.235	75.97	2.155	16:01:53.343
4 -	34.265	22.657	56.922	76.39	1.842	16:02:50.265
5 -	33.985	22.105	56.090	77.52	1.010	16:03:46.355
6 -	34.304	22.271	56.575	76.86	1.495	16:04:42.930
7 -	33.407	22.006	55.413 (2)	78.47	0.333	16:05:38.343
8 -	33.367	22.227	55.594 (3)	78.22	0.514	16:06:33.937
9 -	<b>33.212</b>	<b>21.868</b>	<b>55.080 (1)</b>	<b>78.95</b>		<b>16:07:29.017</b>
10 -	33.704	22.238	55.942	77.73	0.862	16:08:24.959

P23 110 R		Michael CRUMPTON		Honda CBR 600 RR -		
IDEAL LAP TIME : 56.324		BEST LAP TIME : 56.668		DIFFERENCE : 0.344		
LAP	SECTOR 1	SECTOR 2	LAP TIME	MPH	DIFF	TIME OF DAY
1 -		22.718	1:05.456	66.43	8.788	15:59:58.472
2 -	34.423	<b>22.245</b>	<b>56.668 (1)</b>	<b>76.73</b>		<b>16:00:55.140</b>
3 -	34.338	22.644	56.982	76.31	0.314	16:01:52.122
4 -	34.975	23.236	58.211	74.70	1.543	16:02:50.333
5 -	35.195	22.873	58.068	74.88	1.400	16:03:48.401
6 -	35.004	22.512	57.516	75.60	0.848	16:04:45.917
7 -	34.448	22.940	57.388	75.77	0.720	16:05:43.305
8 -	34.456	22.498	56.954 (3)	76.35	0.286	16:06:40.259
9 -	<b>34.079</b>	22.757	56.836 (2)	76.51	0.168	16:07:37.095
10 -	34.464	22.730	57.194	76.03	0.526	16:08:34.289

P24 40 SUP		Simon WILKINSON		Suzuki SV650 - S P Wilkinson Engineering Ltd		
IDEAL LAP TIME : 56.909		BEST LAP TIME : 56.909		DIFFERENCE : 0.000		
LAP	SECTOR 1	SECTOR 2	LAP TIME	MPH	DIFF	TIME OF DAY
1 -		23.024	1:05.504	66.38	8.595	15:59:58.520
2 -	34.974	22.847	57.821	75.20	0.912	16:00:56.341
3 -	34.626	22.720	57.346	75.83	0.437	16:01:53.687
4 -	34.614	22.677	57.291 (2)	75.90	0.382	16:02:50.978
5 -	34.539	22.799	57.338 (3)	75.84	0.429	16:03:48.316
6 -	<b>34.320</b>	<b>22.589</b>	<b>56.909 (1)</b>	<b>76.41</b>		<b>16:04:45.225</b>
7 -	34.519	23.198	57.717	75.34	0.808	16:05:42.942
8 -	34.482	22.935	57.417	75.73	0.508	16:06:40.359
9 -	34.854	22.762	57.616	75.47	0.707	16:07:37.975
10 -	34.659	23.018	57.677	75.39	0.768	16:08:35.652

# BMCRC - MRO Championships 2023 - Rnd 8 @ Brands Hatch Indy

## BMCRC Thunderbike Sport & BMCRC SuperTwins

### RACE 18 - SECTOR ANALYSIS



SECTOR 1 = FL to I1, SECTOR 2 = I1 to FL, DIFF = Difference To Personal Best Lap, P = Crossed Finish Line in Pit Lane, D = Time Disallowed

<b>P25</b>		<b>7 R</b>		<b>Darren TAYLOR</b>		Kawasaki ZX6R - Market Cross Cafe Swaffham. Downham Acci	
IDEAL LAP TIME : 52.040		BEST LAP TIME : 52.040		DIFFERENCE : 0.000			
LAP	SECTOR 1	SECTOR 2	LAP TIME	MPH	DIFF	TIME OF DAY	
1 -		21.926	1:00.737	71.59	8.697	15:59:53.753	
2 -	32.236	21.189	53.425	81.39	1.385	16:00:47.178	
3 -	31.890	21.454	53.344	81.52	1.304	16:01:40.522	
4 -	31.682	21.095	52.777 (2)	82.39	0.737	16:02:33.299	
5 -	32.199	21.153	53.352	81.50	1.312	16:03:26.651	
6 -	33.012	20.932	53.944	80.61	1.904	16:04:20.595	
7 -	31.835	21.166	53.001 (3)	82.04	0.961	16:05:13.596	
8 -	32.909	20.828	53.737	80.92	1.697	16:06:07.333	
9 -	<b>31.276</b>	<b>20.764</b>	<b>52.040 (1)</b>	<b>83.56</b>		<b>16:06:59.373</b>	
10 -	32.600	21.005	53.605	81.12	1.565	16:07:52.978	

<b>P26</b>		<b>139</b>		<b>Rob MARLEY</b>		Honda CBR600F3 - PearTree Racing	
IDEAL LAP TIME : 55.758		BEST LAP TIME : 55.758		DIFFERENCE : 0.000			
LAP	SECTOR 1	SECTOR 2	LAP TIME	MPH	DIFF	TIME OF DAY	
1 -		22.980	1:04.531	67.38	8.773	15:59:57.547	
2 -	34.361	22.259	56.620	76.80	0.862	16:00:54.167	
3 -	33.851	22.279	56.130 (3)	77.47	0.372	16:01:50.297	
4 -	<b>33.695</b>	<b>22.063</b>	<b>55.758 (1)</b>	<b>77.99</b>		<b>16:02:46.055</b>	
5 -	33.740	22.326	56.066 (2)	77.56	0.308	16:03:42.121	
6 -	34.062	22.281	56.343	77.18	0.585	16:04:38.464	
7 -	33.996	22.296	56.292	77.25	0.534	16:05:34.756	

<b>P27</b>		<b>49</b>		<b>Oli CHAYTOR</b>		Yamaha R6 - PearTree Racing	
IDEAL LAP TIME : 1:00.537		BEST LAP TIME :		DIFFERENCE :			
LAP	SECTOR 1	SECTOR 2	LAP TIME	MPH	DIFF	TIME OF DAY	
1 -		<b>23.245</b>	1:07.251	64.66		16:00:00.267	

# BMCRC - MRO Championships 2023 - Rnd 8 @ Brands Hatch Indy

## BMCRC Thunderbike Sport & BMCRC SuperTwins

### RACE 18 - BEST SECTORS

SECTOR 1			SECTOR 2			IDEAL / BEST COMPARISON						
POS	NO	NAME	TIME	NO	NAME	TIME	POS	NO	NAME	IDEAL	BEST	DIFF
									<b>PERFECT LAP</b>	<b>50.113</b>		
1	1	HILL	<b>30.029</b>	1	HILL	<b>20.084</b>	1	1	HILL	50.113	50.487	<b>0.374</b>
2	151	DENYER	<b>30.566</b>	69	RUSSO	<b>20.332</b>	2	97	MANN	51.137	51.236	<b>0.099</b>
3	97	MANN	<b>30.712</b>	97	MANN	<b>20.425</b>	3	69	RUSSO	51.172	51.172	<b>0.000</b>
4	69	RUSSO	<b>30.840</b>	151	DENYER	<b>20.627</b>	4	151	DENYER	51.193	51.297	<b>0.104</b>
5	52	FRICKER	<b>30.874</b>	48	WALLIS	<b>20.664</b>	5	52	FRICKER	51.637	51.777	<b>0.140</b>
6	81	MAY	<b>31.015</b>	77	MAY	<b>20.688</b>	6	48	WALLIS	51.794	51.861	<b>0.067</b>
7	48	WALLIS	<b>31.130</b>	52	FRICKER	<b>20.763</b>	7	81	MAY	51.856	51.966	<b>0.110</b>
8	77	MAY	<b>31.208</b>	7	TAYLOR	<b>20.764</b>	8	77	MAY	51.896	51.998	<b>0.102</b>
9	7	TAYLOR	<b>31.276</b>	25	DAY	<b>20.824</b>	9	7	TAYLOR	52.040	52.040	<b>0.000</b>
10	25	DAY	<b>31.529</b>	81	MAY	<b>20.841</b>	10	25	DAY	52.353	52.353	<b>0.000</b>
11	994	HOWARD	<b>31.612</b>	994	HOWARD	<b>20.849</b>	11	994	HOWARD	52.461	52.461	<b>0.000</b>
12	17	BAKER	<b>31.762</b>	17	BAKER	<b>21.028</b>	12	17	BAKER	52.790	52.834	<b>0.044</b>
13	58	ALLEN	<b>31.800</b>	58	ALLEN	<b>21.095</b>	13	58	ALLEN	52.895	52.895	<b>0.000</b>
14	888	WRIGHT	<b>31.950</b>	888	WRIGHT	<b>21.133</b>	14	888	WRIGHT	53.083	53.265	<b>0.182</b>
15	44	PARKER	<b>32.025</b>	45	QUINCE	<b>21.479</b>	15	45	QUINCE	53.539	53.539	<b>0.000</b>
16	45	QUINCE	<b>32.060</b>	74	BLACK	<b>21.600</b>	16	44	PARKER	53.692	53.714	<b>0.022</b>
17	74	BLACK	<b>32.562</b>	137	McPHERSON	<b>21.623</b>	17	74	BLACK	54.162	54.222	<b>0.060</b>
18	68	HILL	<b>32.709</b>	44	PARKER	<b>21.667</b>	18	68	HILL	54.560	54.585	<b>0.025</b>
19	4	KILLWORTH	<b>32.746</b>	68	HILL	<b>21.851</b>	19	137	McPHERSON	54.570	55.032	<b>0.462</b>
20	67	HARVEY	<b>32.803</b>	114	BATE	<b>21.868</b>	20	4	KILLWORTH	54.733	54.847	<b>0.114</b>
21	137	McPHERSON	<b>32.947</b>	67	HARVEY	<b>21.957</b>	21	67	HARVEY	54.760	54.853	<b>0.093</b>
22	167	SMITH	<b>33.087</b>	4	KILLWORTH	<b>21.987</b>	22	114	BATE	55.080	55.080	<b>0.000</b>
23	114	BATE	<b>33.212</b>	139	MARLEY	<b>22.063</b>	23	167	SMITH	55.444	55.590	<b>0.146</b>
24	139	MARLEY	<b>33.695</b>	110	CRUMPTON	<b>22.245</b>	24	139	MARLEY	55.758	55.758	<b>0.000</b>
25	110	CRUMPTON	<b>34.079</b>	167	SMITH	<b>22.357</b>	25	110	CRUMPTON	56.324	56.668	<b>0.344</b>
26	40	WILKINSON	<b>34.320</b>	40	WILKINSON	<b>22.589</b>	26	40	WILKINSON	56.909	56.909	<b>0.000</b>
27	49	CHAYTOR	<b>37.292</b>	49	CHAYTOR	<b>23.245</b>	27	49	CHAYTOR	1:00.537		
28												

# BMCRC - MRO Championships 2023 - Rnd 8 @ Brands Hatch Indy

## BMCRC Thunderbike Sport & BMCRC SuperTwins

### RACE 18 - STATISTICS

**Competitors Started** 27  
**Planned Start** 2023-10-01 @ 16:00:00.000  
**Actual Start** 2023-10-01 @ 15:58:53.015  
**Finish Time** 2023-10-01 @ 16:08:18.426  
**Track Length** 1.2079mi.  
**Total Laps** 278  
**Total Distance Covered** 335.8088mi.

#### Session Fastest Lap History

NO	CL	NAME	LAP TIME	TIME OF DAY	LAP	VEHICLE
1		Jeremy HILL	<b>50.513</b>	16:00:38.592	2	Yamaha R6
1		Jeremy HILL	<b>50.487</b>	16:05:42.268	8	Yamaha R6

#### Session Leader History

NO	CL	NAME	FROM LAP	LAPS LED	DISTANCE	VEHICLE
1		Jeremy HILL	1	11	13.28 miles	Yamaha R6

#### Flag History

TYPE	TIME OF DAY
GREEN	15:58:53.015
FINISH	16:08:18.426

#### Flag Statistics

TYPE	COUNT	TOTAL LAPS	TOTAL TIME
Green	1	11	10:55.740
Red	0	0	0.000
Safety Car	0	0	0.000
FCY	0	0	0.000

# BMCRC - MRO Championships 2023 - Rnd 8 @ Brands Hatch Indy

## BMCRC Thunderbike Sport & BMCRC SuperTwins

### RACE 18 - STATISTICS

**CLASS :**

13 Starters

#### Fastest Lap History

NO	NAME	LAP TIME	TIME OF DAY	LAP	VEHICLE
1	Jeremy HILL	50.513	16:00:38.592	2	Yamaha R6
1	Jeremy HILL	50.487	16:05:42.268	8	Yamaha R6

#### Leader History

NO	NAME	FROM LAP	LAPS LED	DISTANCE	VEHICLE
1	Jeremy HILL	1	11	13.28 miles	Yamaha R6

# BMCRC - MRO Championships 2023 - Rnd 8 @ Brands Hatch Indy

## BMCRC Thunderbike Sport & BMCRC SuperTwins

### RACE 18 - STATISTICS

CLASS : R

6 Starters

#### Fastest Lap History

NO	NAME	LAP TIME	TIME OF DAY	LAP	VEHICLE
994	Adrian HOWARD	53.140	16:00:46.694	2	Suzuki GSXR 600
7	Darren TAYLOR	52.777	16:02:33.322	4	Kawasaki ZX6R
7	Darren TAYLOR	52.040	16:06:59.396	9	Kawasaki ZX6R

#### Leader History

NO	NAME	FROM LAP	LAPS LED	DISTANCE	VEHICLE
994	Adrian HOWARD	1	6	7.24 miles	Suzuki GSXR 600
7	Darren TAYLOR	7	4	4.83 miles	Kawasaki ZX6R
994	Adrian HOWARD	11	1	1.20 miles	Suzuki GSXR 600

# BMCRC - MRO Championships 2023 - Rnd 8 @ Brands Hatch Indy

## BMCRC Thunderbike Sport & BMCRC SuperTwins

### RACE 18 - STATISTICS

**CLASS : SUP**

8 Starters

#### Fastest Lap History

NO	NAME	LAP TIME	TIME OF DAY	LAP	VEHICLE
17	Phil BAKER	<b>53.178</b>	16:00:46.216	2	BMW F900
17	Phil BAKER	<b>52.962</b>	16:06:06.714	8	BMW F900
17	Phil BAKER	<b>52.834</b>	16:06:59.547	9	BMW F900

#### Leader History

NO	NAME	FROM LAP	LAPS LED	DISTANCE	VEHICLE
17	Phil BAKER	1	11	13.28 miles	BMW F900





# DFDS

## DFDS YAMAHA PAST MASTERS



**BMCRC-MRO Championships - Round 8**  
**Brands Hatch Indy**  
**30<sup>th</sup> September / 1<sup>st</sup> October 2023**



Timing & Results Provided by Timing Solutions Ltd

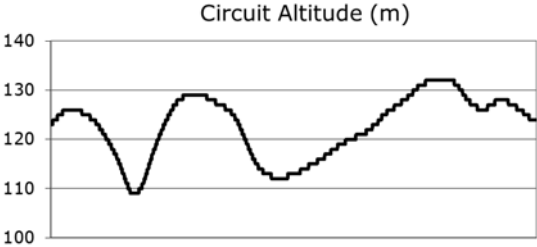
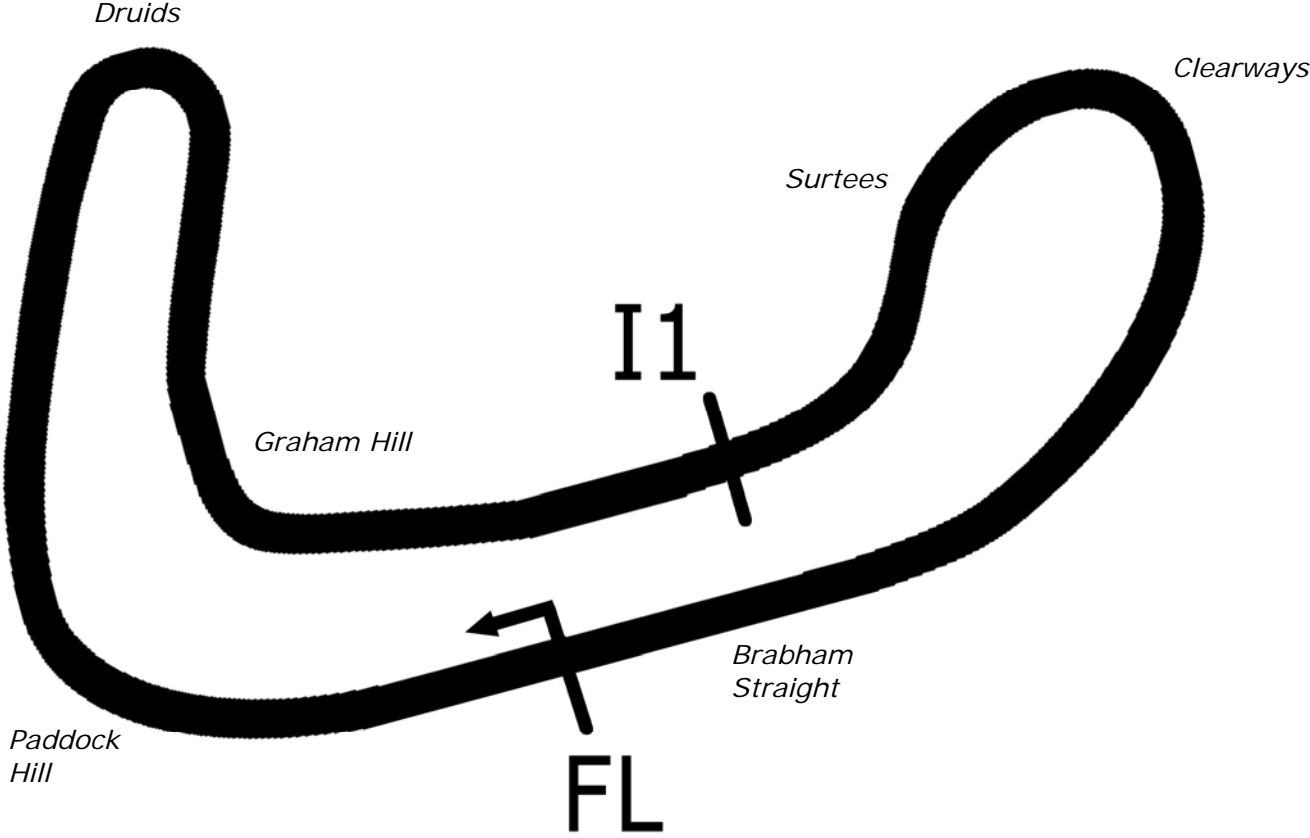
[www.tsl-timing.com](http://www.tsl-timing.com)

# Brands Hatch Indy



SPORTS TIMING

TIMING SOLUTIONS LTD



Length	1.2079 miles	1944.0 m	
FL		51.36032 N	0.26032 E
I1	1112m	51.35934 N	0.25955 E
Pit Entry	1669m	51.35911 N	0.25743 E
Pit Exit	26m after FL	51.36027 N	0.26078 E
Pit Entry–Pit Exit 277m, 16.6s @60kph, 12.4s @80kph			

**BMCRC - MRO Championships 2023 - Rnd 8 @ Brands Hatch Indy**
**DFDS Yamaha Past Masters**
**QUALIFYING - CLASSIFICATION**

POS	NO	CL	PIC NAME	ENTRY	TIME	ON	LAPS	GAP	DIFF	MPH
1	75		1 Anthony JOHNSON	Yamaha TZR250 - INTA MOTORCYCLE SERVICES L	52.434	9	13			82.93
2	51		2 Kevin WHOLEY	Yamaha TZR250 - Twistgrip Motorcycles	52.624	9	13	0.190	0.190	82.63
3	13		3 Jamie KELMAN	Yamaha TZR250 - Phased Out Racing /TSR vapour bla	53.301	10	13	0.867	0.677	81.58
4	8		4 David BALL	Yamaha TZR250 - Gardiner Page and Roe pension cor	53.693	9	13	1.259	0.392	80.99
5	61		5 Paul WELCH	Yamaha TZR250 -	53.908	5	9	1.474	0.215	80.66
6	81		6 Scott GRANT	Yamaha TZR250 -	54.393	12	13	1.959	0.485	79.94
7	15		7 Billy PERKINS	Yamaha TZR250 - Ashford tarmac / Barking mad about	54.442	5	5	2.008	0.049	79.87
8	27		8 Richard HAYWARD	Yamaha TZR250 - GForce/Hayward R Ltd/SnapOn	54.562	5	10	2.128	0.120	79.70
9	29		9 Derek CRIPPS	Yamaha TZR250 - Team FBR	54.820	10	12	2.386	0.258	79.32
10	57		10 Geoff MOOK	Yamaha TZR250 -	54.866	13	13	2.432	0.046	79.25
11	74		11 Paul WHITBY	Yamaha TZR250 - Greybridge Ltd	54.975	11	12	2.541	0.109	79.10
12	26	C	1 Damian LEE	Yamaha TZR250 - Leed Autos	55.086	8	10	2.652	0.111	78.94
13	4		12 Denis HALIL	Yamaha TZR250 - D & A AUTOS	55.327	11	12	2.893	0.241	78.59
14	7		13 Pete FISHWICK	Yamaha TZR250 - 2T Engineering	55.505	12	12	3.071	0.178	78.34
15	60	C	2 Danny GOUGH	Yamaha TZR250 - G Force Motorcycles	55.824	10	12	3.390	0.319	77.89
16	28		14 Liam McCARTER	Yamaha TZR250 - Katie McCarter	56.366	9	12	3.932	0.542	77.14
17	72	C	3 John HAMILTON	Yamaha TZR250 - LW Racing	56.743	12	12	4.309	0.377	76.63
18	17	C	4 Dan MILES	Yamaha TZR250 - South East Services Ltd	57.014	6	12	4.580	0.271	76.27
19	333	C	5 Mark STUBBERFIELD	Yamaha TZR250 - Polished concrete London	57.294	5	12	4.860	0.280	75.89
20	46	C	6 Kevin MARSHALL	Yamaha TZR250 - Stacey Processing	57.657	12	12	5.223	0.363	75.42
21	52	C	7 Andy FLUX	Yamaha TZR250 - Mach 1 Automotive LTD	57.702	12	12	5.268	0.045	75.36
22	67	C	8 Mark BAILEY	Yamaha TZR250 - Elite Air conditioning Ltd. Hydroflow	58.212	8	9	5.778	0.510	74.70
23	199	C	9 Michael FROST	Yamaha TZR250 -	59.604	3	4	7.170	1.392	72.95
24	18		15 Marc PRENTICE	Yamaha TZR 250 -	59.768	7	11	7.334	0.164	72.75
25	73	C	10 Colvin TURNER	Yamaha TZR250 -	1:00.454	8	11	8.020	0.686	71.93
26	84	R	1 Bert ELLISON	Yamaha TZR250 -	1:01.075	8	8	8.641	0.621	71.20
27	150	R	2 Stuart MELHUISH	Yamaha TZR250 -	1:02.720	9	10	10.286	1.645	69.33
28	100	R	3 Dan HART	Yamaha TZR250 - www.ypmrc.co.uk	1:03.284	4	11	10.850	0.564	68.71
29	25	C	11 Stephen WIMBLE	Yamaha TZR250 - S.B.W Contractor	1:03.553	8	11	11.119	0.269	68.42
30	36	C	12 Phil ZANUTTO	Yamaha TZR250 - Westend garage	1:05.609	2	2	13.175	2.056	66.28

Weather / Track : Cloudy / Dry

These results are provisional until the conclusion of any judicial and technical matters.

 Brands Hatch Indy: 1.2079 miles  
 Date: 30/09/2023 Start: 09:35 Finish: 09:47

Clerk Of Course :	Stewards :	Timekeeper : <i>Craig Smith</i>
-------------------	------------	------------------------------------

 Results can be found at [www.tsl-timing.com](http://www.tsl-timing.com)

Printed - 09:49 Saturday, 30 September 2023



# BMCRC - MRO Championships 2023 - Rnd 8 @ Brands Hatch Indy

## DFDS Yamaha Past Masters

### QUALIFYING - SECTOR ANALYSIS



SECTOR 1 = FL to I1, SECTOR 2 = I1 to FL, DIFF = Difference To Personal Best Lap, P = Crossed Finish Line in Pit Lane, D = Time Disallowed

<b>P1 75</b>		<b>Anthony JOHNSON</b>		Yamaha TZR250 - INTA MOTORCYCLE SERVICES LTD			
IDEAL LAP TIME : 52.333		BEST LAP TIME : 52.434		DIFFERENCE : 0.101			
LAP	SECTOR 1	SECTOR 2	LAP TIME	MPH	DIFF	TIME OF DAY	
1 -	43.882	21.723	1:05.605	66.28	13.171	09:37:32.206	
2 -	32.350	21.568	53.918	80.65	1.484	09:38:26.124	
3 -	31.614	21.683	53.297	81.59	0.863	09:39:19.421	
4 -	31.429	21.315	52.744 (3)	82.44	0.310	09:40:12.165	
5 -	31.415	21.531	52.946	82.13	0.512	09:41:05.111	
6 -	35.804	21.673	57.477	75.65	5.043	09:42:02.588	
7 -	31.703	21.975	53.678	81.01	1.244	09:42:56.266	
8 -	<b>31.151</b>	22.043	53.194	81.74	0.760	09:43:49.460	
9 -	31.210	21.224	<b>52.434 (1)</b>	<b>82.93</b>		<b>09:44:41.894</b>	
10 -	31.280	<b>21.182</b>	52.462 (2)	82.89	0.028	09:45:34.356	
11 -	32.034	21.300	53.334	81.53	0.900	09:46:27.690	
12 -	31.589	21.245	52.834	82.30	0.400	09:47:20.524	
13 -	31.388	21.368	52.756	82.42	0.322	09:48:13.280	

<b>P2 51</b>		<b>Kevin WHOLEY</b>		Yamaha TZR250 - Twistgrip Motorcycles			
IDEAL LAP TIME : 52.624		BEST LAP TIME : 52.624		DIFFERENCE : 0.000			
LAP	SECTOR 1	SECTOR 2	LAP TIME	MPH	DIFF	TIME OF DAY	
1 -	37.470	22.298	59.768	72.75	7.144	09:37:26.652	
2 -	33.869	22.379	56.248	77.31	3.624	09:38:22.900	
3 -	32.467	21.223	53.690	80.99	1.066	09:39:16.590	
4 -	32.281	21.592	53.873	80.71	1.249	09:40:10.463	
5 -	32.327	21.546	53.873	80.71	1.249	09:41:04.336	
6 -	35.075	21.524	56.599	76.83	3.975	09:42:00.935	
7 -	33.198	22.343	55.541	78.29	2.917	09:42:56.476	
8 -	32.337	21.141	53.478	81.31	0.854	09:43:49.954	
9 -	<b>31.789</b>	<b>20.835</b>	<b>52.624 (1)</b>	<b>82.63</b>		<b>09:44:42.578</b>	
10 -	32.338	20.925	53.263 (2)	81.64	0.639	09:45:35.841	
11 -	33.038	21.077	54.115	80.35	1.491	09:46:29.956	
12 -	33.039	21.304	54.343	80.02	1.719	09:47:24.299	
13 -	31.796	21.522	53.318 (3)	81.55	0.694	09:48:17.617	

<b>P3 13</b>		<b>Jamie KELMAN</b>		Yamaha TZR250 - Phased Out Racing /TSR vapour blasting			
IDEAL LAP TIME : 53.242		BEST LAP TIME : 53.301		DIFFERENCE : 0.059			
LAP	SECTOR 1	SECTOR 2	LAP TIME	MPH	DIFF	TIME OF DAY	
1 -	34.606	22.375	56.981	76.31	3.680	09:37:27.683	
2 -	33.270	22.178	55.448	78.42	2.147	09:38:23.131	
3 -	32.672	21.630	54.302	80.08	1.001	09:39:17.433	
4 -	32.059	21.628	53.687 (3)	80.99	0.386	09:40:11.120	
5 -	32.205	21.581	53.786	80.85	0.485	09:41:04.906	
6 -	34.346	21.624	55.970	77.69	2.669	09:42:00.876	
7 -	32.441	21.586	54.027	80.48	0.726	09:42:54.903	
8 -	32.380	21.687	54.067	80.42	0.766	09:43:48.970	
9 -	32.093	<b>21.407</b>	53.500 (2)	81.28	0.199	09:44:42.470	
10 -	<b>31.835</b>	21.466	<b>53.301 (1)</b>	<b>81.58</b>		<b>09:45:35.771</b>	
11 -	33.699	21.501	55.200	78.77	1.899	09:46:30.971	
12 -	32.957	21.558	54.515	79.76	1.214	09:47:25.486	
13 -	32.064	21.980	54.044	80.46	0.743	09:48:19.530	

# BMCRC - MRO Championships 2023 - Rnd 8 @ Brands Hatch Indy

## DFDS Yamaha Past Masters

### QUALIFYING - SECTOR ANALYSIS



SECTOR 1 = FL to I1, SECTOR 2 = I1 to FL, DIFF = Difference To Personal Best Lap, P = Crossed Finish Line in Pit Lane, D = Time Disallowed

<b>P4 8</b>		<b>David BALL</b>		Yamaha TZR250 - Gardiner Page and Roe pension consultants			
IDEAL LAP TIME : 53.595		BEST LAP TIME : 53.693		DIFFERENCE : 0.098			
LAP	SECTOR 1	SECTOR 2	LAP TIME	MPH	DIFF	TIME OF DAY	
1 -	35.184	22.710	57.894	75.11	4.201	09:37:18.528	
2 -	34.095	23.649	57.744	75.30	4.051	09:38:16.272	
3 -	32.382	22.045	54.427	79.89	0.734	09:39:10.699	
4 -	32.685	22.872	55.557	78.27	1.864	09:40:06.256	
5 -	32.427	22.160	54.587	79.66	0.894	09:41:00.843	
6 -	36.108	22.214	58.322	74.56	4.629	09:41:59.165	
7 -	34.886	22.322	57.208	76.01	3.515	09:42:56.373	
8 -	32.770	21.624	54.394	79.94	0.701	09:43:50.767	
9 -	32.242	<b>21.451</b>	<b>53.693 (1)</b>	<b>80.99</b>		<b>09:44:44.460</b>	
10 -	<b>32.144</b>	21.745	53.889 (2)	80.69	0.196	09:45:38.349	
11 -	33.046	21.657	54.703	79.49	1.010	09:46:33.052	
12 -	32.380	21.875	54.255	80.15	0.562	09:47:27.307	
13 -	32.315	21.773	54.088 (3)	80.39	0.395	09:48:21.395	

<b>P5 61</b>		<b>Paul WELCH</b>		Yamaha TZR250 -			
IDEAL LAP TIME : 53.789		BEST LAP TIME : 53.908		DIFFERENCE : 0.119			
LAP	SECTOR 1	SECTOR 2	LAP TIME	MPH	DIFF	TIME OF DAY	
1 -	36.062	22.696	58.758	74.00	4.850	09:37:24.406	
2 -	34.104	22.221	56.325	77.20	2.417	09:38:20.731	
3 -	33.022	22.004	55.026	79.02	1.118	09:39:15.757	
4 -	33.389	21.640	55.029	79.02	1.121	09:40:10.786	
5 -	<b>32.277</b>	21.631	<b>53.908 (1)</b>	<b>80.66</b>		<b>09:41:04.694</b>	
6 -	34.842	21.741	56.583	76.85	2.675	09:42:01.277	
7 -	33.191	22.095	55.286	78.65	1.378	09:42:56.563	
8 -	33.301	<b>21.512</b>	54.813 (2)	79.33	0.905	09:43:51.376	
9 -	33.077	21.942	55.019 (3)	79.03	1.111	09:44:46.395	

<b>P6 81</b>		<b>Scott GRANT</b>		Yamaha TZR250 -			
IDEAL LAP TIME : 54.385		BEST LAP TIME : 54.393		DIFFERENCE : 0.008			
LAP	SECTOR 1	SECTOR 2	LAP TIME	MPH	DIFF	TIME OF DAY	
1 -	38.459	24.850	1:03.309	68.68	8.916	09:37:41.570	
2 -	34.216	22.943	57.159	76.07	2.766	09:38:38.729	
3 -	33.160	22.559	55.719	78.04	1.326	09:39:34.448	
4 -	32.846	22.328	55.174	78.81	0.781	09:40:29.622	
5 -	32.866	22.329	55.195	78.78	0.802	09:41:24.817	
6 -	33.114	23.622	56.736	76.64	2.343	09:42:21.553	
7 -	32.456	<b>22.131</b>	54.587 (2)	79.66	0.194	09:43:16.140	
8 -	32.604	22.357	54.961 (3)	79.12	0.568	09:44:11.101	
9 -	33.612	22.173	55.785	77.95	1.392	09:45:06.886	
10 -	32.546	22.436	54.982	79.09	0.589	09:46:01.868	
11 -	32.833	22.227	55.060	78.97	0.667	09:46:56.928	
12 -	<b>32.254</b>	22.139	<b>54.393 (1)</b>	<b>79.94</b>		<b>09:47:51.321</b>	
13 -	32.906	22.379	55.285	78.65	0.892	09:48:46.606	

<b>P7 15</b>		<b>Billy PERKINS</b>		Yamaha TZR250 - Ashford tarmac / Barking mad about Animals			
IDEAL LAP TIME : 54.242		BEST LAP TIME : 54.442		DIFFERENCE : 0.200			
LAP	SECTOR 1	SECTOR 2	LAP TIME	MPH	DIFF	TIME OF DAY	
1 -	34.619	22.328	56.947	76.36	2.505	09:37:20.807	
2 -	32.643	22.755	55.398 (3)	78.49	0.956	09:38:16.205	
3 -	32.404	<b>22.065</b>	54.469 (2)	79.83	0.027	09:39:10.674	
4 -	32.805	23.171	55.976	77.68	1.534	09:40:06.650	
5 -	<b>32.177</b>	22.265	<b>54.442 (1)</b>	<b>79.87</b>		<b>09:41:01.092</b>	

# BMCRC - MRO Championships 2023 - Rnd 8 @ Brands Hatch Indy

## DFDS Yamaha Past Masters

### QUALIFYING - SECTOR ANALYSIS



SECTOR 1 = FL to I1, SECTOR 2 = I1 to FL, DIFF = Difference To Personal Best Lap, P = Crossed Finish Line in Pit Lane, D = Time Disallowed

<b>P8 27</b>		<b>Richard HAYWARD</b>		Yamaha TZR250 - GForce/Hayward R Ltd/SnapOn			
IDEAL LAP TIME : 54.458		BEST LAP TIME : 54.562		DIFFERENCE : 0.104			
LAP	SECTOR 1	SECTOR 2	LAP TIME	MPH	DIFF	TIME OF DAY	
1 -	34.408	22.888	57.296	75.89	2.734	09:37:28.585	
2 -	33.129	22.406	55.535	78.30	0.973	09:38:24.120	
3 -	32.956	23.167	56.123	77.48	1.561	09:39:20.243	
4 -	32.616	22.110	54.726 (3)	79.46	0.164	09:40:14.969	
5 -	<b>32.568</b>	21.994	<b>54.562 (1)</b>	<b>79.70</b>		<b>09:41:09.531</b>	
6 -	34.385	22.690	57.075	76.19	2.513	09:42:06.606	
7 -	32.879	22.188	55.067	78.96	0.505	09:43:01.673	
8 -	32.798	<b>21.890</b>	54.688 (2)	79.51	0.126	09:43:56.361	
9 -	33.085	21.907	54.992	79.07	0.430	09:44:51.353	
10 -	33.009	22.209	55.218	78.75	0.656	09:45:46.571	

<b>P9 29</b>		<b>Derek CRIPPS</b>		Yamaha TZR250 - Team FBR			
IDEAL LAP TIME : 54.775		BEST LAP TIME : 54.820		DIFFERENCE : 0.045			
LAP	SECTOR 1	SECTOR 2	LAP TIME	MPH	DIFF	TIME OF DAY	
1 -	39.117	24.750	1:03.867	68.08	9.047	09:37:38.373	
2 -	35.573	22.961	58.534	74.29	3.714	09:38:36.907	
3 -	34.041	22.373	56.414	77.08	1.594	09:39:33.321	
4 -	33.337	22.700	56.037	77.60	1.217	09:40:29.358	
5 -	34.320	23.256	57.576	75.52	2.756	09:41:26.934	
6 -	33.086	22.529	55.615	78.19	0.795	09:42:22.549	
7 -	33.341	22.184	55.525 (3)	78.31	0.705	09:43:18.074	
8 -	32.916	22.856	55.772	77.97	0.952	09:44:13.846	
9 -	33.474	22.772	56.246	77.31	1.426	09:45:10.092	
10 -	32.868	<b>21.952</b>	<b>54.820 (1)</b>	<b>79.32</b>		<b>09:46:04.912</b>	
11 -	<b>32.823</b>	22.186	55.009 (2)	79.05	0.189	09:46:59.921	
12 -	33.738	22.119	55.857	77.85	1.037	09:47:55.778	

<b>P10 57</b>		<b>Geoff MOOK</b>		Yamaha TZR250 -			
IDEAL LAP TIME : 54.745		BEST LAP TIME : 54.866		DIFFERENCE : 0.121			
LAP	SECTOR 1	SECTOR 2	LAP TIME	MPH	DIFF	TIME OF DAY	
1 -	36.753	23.539	1:00.292	72.12	5.426	09:37:26.496	
2 -	34.930	22.800	57.730	75.32	2.864	09:38:24.226	
3 -	33.703	22.907	56.610	76.81	1.744	09:39:20.836	
4 -	33.628	22.417	56.045	77.59	1.179	09:40:16.881	
5 -	33.478	22.632	56.110	77.50	1.244	09:41:12.991	
6 -	34.940	23.038	57.978	75.00	3.112	09:42:10.969	
7 -	32.770	22.118	54.888 (2)	79.22	0.022	09:43:05.857	
8 -	33.014	22.690	55.704	78.06	0.838	09:44:01.561	
9 -	33.138	22.106	55.244	78.71	0.378	09:44:56.805	
10 -	32.910	<b>22.049</b>	54.959 (3)	79.12	0.093	09:45:51.764	
11 -	33.336	22.556	55.892	77.80	1.026	09:46:47.656	
12 -	32.922	22.815	55.737	78.02	0.871	09:47:43.393	
13 -	<b>32.696</b>	22.170	<b>54.866 (1)</b>	<b>79.25</b>		<b>09:48:38.259</b>	

# BMCRC - MRO Championships 2023 - Rnd 8 @ Brands Hatch Indy

## DFDS Yamaha Past Masters

### QUALIFYING - SECTOR ANALYSIS



SECTOR 1 = FL to I1, SECTOR 2 = I1 to FL, DIFF = Difference To Personal Best Lap, P = Crossed Finish Line in Pit Lane, D = Time Disallowed

P11 74		Paul WHITBY		Yamaha TZR250 - Greybridge Ltd			
IDEAL LAP TIME : 54.681		BEST LAP TIME : 54.975		DIFFERENCE : 0.294			
LAP	SECTOR 1	SECTOR 2	LAP TIME	MPH	DIFF	TIME OF DAY	
1 -	38.017	24.231	1:02.248	69.85	7.273	09:37:37.649	
2 -	34.156	22.840	56.996	76.29	2.021	09:38:34.645	
3 -	34.054	22.631	56.685	76.71	1.710	09:39:31.330	
4 -	34.492	22.798	57.290	75.90	2.315	09:40:28.620	
5 -	33.434	22.350	55.784	77.95	0.809	09:41:24.404	
6 -	34.043	23.293	57.336	75.84	2.361	09:42:21.740	
7 -	33.411	22.210	55.621	78.18	0.646	09:43:17.361	
8 -	33.240	23.291	56.531	76.92	1.556	09:44:13.892	
9 -	33.063	22.452	55.515	78.33	0.540	09:45:09.407	
10 -	32.863	<b>22.140</b>	55.003 (2)	79.06	0.028	09:46:04.410	
<b>11 -</b>	<b>32.541</b>	22.434	<b>54.975 (1)</b>	<b>79.10</b>		<b>09:46:59.385</b>	
12 -	33.157	22.250	55.407 (3)	78.48	0.432	09:47:54.792	

P12 26 C		Damian LEE		Yamaha TZR250 - Leed Autos			
IDEAL LAP TIME : 54.956		BEST LAP TIME : 55.086		DIFFERENCE : 0.130			
LAP	SECTOR 1	SECTOR 2	LAP TIME	MPH	DIFF	TIME OF DAY	
1 -	38.174	24.250	1:02.424	69.66	7.338	09:37:38.217	
2 -	34.509	23.006	57.515	75.60	2.429	09:38:35.732	
3 -	33.447	22.655	56.102 (3)	77.51	1.016	09:39:31.834	
4 -	34.322	23.036	57.358	75.81	2.272	09:40:29.192	
5 -	34.088	22.623	56.711	76.68	1.625	09:41:25.903	
6 -	33.039	23.368	56.407	77.09	1.321	09:42:22.310	
7 -	34.110	22.608	56.718	76.67	1.632	09:43:19.028	
<b>8 -</b>	<b>32.827</b>	22.259	<b>55.086 (1)</b>	<b>78.94</b>		<b>09:44:14.114</b>	
9 -	33.376	22.822	56.198	77.38	1.112	09:45:10.312	
10 -	33.031	<b>22.129</b>	55.160 (2)	78.83	0.074	09:46:05.472	

P13 4		Denis HALIL		Yamaha TZR250 - D & A AUTOS			
IDEAL LAP TIME : 55.223		BEST LAP TIME : 55.327		DIFFERENCE : 0.104			
LAP	SECTOR 1	SECTOR 2	LAP TIME	MPH	DIFF	TIME OF DAY	
1 -	36.679	22.915	59.594	72.97	4.267	09:37:26.362	
2 -	34.000	22.473	56.473	77.00	1.146	09:38:22.835	
3 -	33.769	23.719	57.488	75.64	2.161	09:39:20.323	
4 -	33.501	22.219	55.720 (3)	78.04	0.393	09:40:16.043	
5 -	33.591	22.663	56.254	77.30	0.927	09:41:12.297	
6 -	34.394	22.592	56.986	76.31	1.659	09:42:09.283	
7 -	33.585	22.313	55.898	77.79	0.571	09:43:05.181	
8 -	33.421	22.437	55.858	77.85	0.531	09:44:01.039	
9 -	33.298	<b>22.070</b>	55.368 (2)	78.54	0.041	09:44:56.407	
10 -	33.604	22.217	55.821	77.90	0.494	09:45:52.228	
<b>11 -</b>	33.223	22.104	<b>55.327 (1)</b>	<b>78.59</b>		<b>09:46:47.555</b>	
12 -	33.383	23.498	56.881	76.45	1.554	09:47:44.436	

P14 7		Pete FISHWICK		Yamaha TZR250 - 2T Engineering			
IDEAL LAP TIME : 55.494		BEST LAP TIME : 55.505		DIFFERENCE : 0.011			
LAP	SECTOR 1	SECTOR 2	LAP TIME	MPH	DIFF	TIME OF DAY	
1 -	36.100	23.335	59.435	73.16	3.930	09:37:32.140	
2 -	34.517	22.925	57.442	75.70	1.937	09:38:29.582	
3 -	33.478	22.592	56.070 (3)	77.55	0.565	09:39:25.652	
4 -	<b>33.213</b>	22.361	55.574 (2)	78.24	0.069	09:40:21.226	
5 -	34.022	23.352	57.374	75.79	1.869	09:41:18.600	
6 -	34.565	22.828	57.393	75.76	1.888	09:42:15.993	
7 -	33.453	22.619	56.072	77.55	0.567	09:43:12.065	
8 -	33.862	22.680	56.542	76.90	1.037	09:44:08.607	
9 -	34.203	22.743	56.946	76.36	1.441	09:45:05.553	
10 -	33.711	22.631	56.342	77.18	0.837	09:46:01.895	
11 -	33.682	23.554	57.236	75.97	1.731	09:46:59.131	
<b>12 -</b>	33.224	<b>22.281</b>	<b>55.505 (1)</b>	<b>78.34</b>		<b>09:47:54.636</b>	

# BMCRC - MRO Championships 2023 - Rnd 8 @ Brands Hatch Indy

## DFDS Yamaha Past Masters

### QUALIFYING - SECTOR ANALYSIS



SECTOR 1 = FL to I1, SECTOR 2 = I1 to FL, DIFF = Difference To Personal Best Lap, P = Crossed Finish Line in Pit Lane, D = Time Disallowed

P15 60 C		Danny GOUGH		Yamaha TZR250 - G Force Motorcycles			
IDEAL LAP TIME : 55.581		BEST LAP TIME : 55.824		DIFFERENCE : 0.243			
LAP	SECTOR 1	SECTOR 2	LAP TIME	MPH	DIFF	TIME OF DAY	
1 -	35.460	22.686	58.146	74.78	2.322	09:37:29.857	
2 -	33.963	22.597	56.560	76.88	0.736	09:38:26.417	
3 -	33.966	22.464	56.430	77.06	0.606	09:39:22.847	
4 -	33.688	23.342	57.030	76.25	1.206	09:40:19.877	
5 -	33.988	24.063	58.051	74.91	2.227	09:41:17.928	
6 -	34.723	23.252	57.975	75.00	2.151	09:42:15.903	
7 -	34.332	22.387	56.719	76.66	0.895	09:43:12.622	
8 -	33.888	22.444	56.332 (3)	77.19	0.508	09:44:08.954	
9 -	35.437	22.255	57.692	75.37	1.868	09:45:06.646	
10 -	<b>33.479</b>	22.345	<b>55.824 (1)</b>	<b>77.89</b>		<b>09:46:02.470</b>	
11 -	34.012	23.024	57.036	76.24	1.212	09:46:59.506	
12 -	34.035	<b>22.102</b>	56.137 (2)	77.46	0.313	09:47:55.643	

P16 28		Liam McCARTER		Yamaha TZR250 - Katie McCarter			
IDEAL LAP TIME : 56.278		BEST LAP TIME : 56.366		DIFFERENCE : 0.088			
LAP	SECTOR 1	SECTOR 2	LAP TIME	MPH	DIFF	TIME OF DAY	
1 -	39.520	23.640	1:03.160	68.85	6.794	09:37:36.242	
2 -	34.628	23.051	57.679	75.39	1.313	09:38:33.921	
3 -	34.299	22.623	56.922	76.39	0.556	09:39:30.843	
4 -	34.710	22.711	57.421	75.73	1.055	09:40:28.264	
5 -	35.240	23.358	58.598	74.21	2.232	09:41:26.862	
6 -	34.504	22.823	57.327	75.85	0.961	09:42:24.189	
7 -	<b>34.047</b>	22.837	56.884 (3)	76.44	0.518	09:43:21.073	
8 -	34.366	22.581	56.947	76.36	0.581	09:44:18.020	
9 -	34.074	22.292	<b>56.366 (1)</b>	<b>77.14</b>		<b>09:45:14.386</b>	
10 -	34.697	22.495	57.192	76.03	0.826	09:46:11.578	
11 -	34.542	22.837	57.379	75.78	1.013	09:47:08.957	
12 -	34.225	<b>22.231</b>	56.456 (2)	77.02	0.090	09:48:05.413	

P17 72 C		John HAMILTON		Yamaha TZR250 - LW Racing			
IDEAL LAP TIME : 56.743		BEST LAP TIME : 56.743		DIFFERENCE : 0.000			
LAP	SECTOR 1	SECTOR 2	LAP TIME	MPH	DIFF	TIME OF DAY	
1 -	37.992	23.710	1:01.702	70.47	4.959	09:37:31.533	
2 -	35.693	22.725	58.418	74.43	1.675	09:38:29.951	
3 -	34.837	22.677	57.514	75.60	0.771	09:39:27.465	
4 -	34.507	22.794	57.301 (3)	75.89	0.558	09:40:24.766	
5 -	35.681	23.099	58.780	73.98	2.037	09:41:23.546	
6 -	35.068	23.833	58.901	73.82	2.158	09:42:22.447	
7 -	35.366	22.707	58.073	74.88	1.330	09:43:20.520	
8 -	34.361	22.781	57.142 (2)	76.10	0.399	09:44:17.662	
9 -	34.868	22.784	57.652	75.42	0.909	09:45:15.314	
10 -	34.754	23.041	57.795	75.24	1.052	09:46:13.109	
11 -	34.985	22.922	57.907	75.09	1.164	09:47:11.016	
12 -	<b>34.284</b>	<b>22.459</b>	<b>56.743 (1)</b>	<b>76.63</b>		<b>09:48:07.759</b>	



# BMCRC - MRO Championships 2023 - Rnd 8 @ Brands Hatch Indy

## DFDS Yamaha Past Masters

### QUALIFYING - SECTOR ANALYSIS



SECTOR 1 = FL to I1, SECTOR 2 = I1 to FL, DIFF = Difference To Personal Best Lap, P = Crossed Finish Line in Pit Lane, D = Time Disallowed

P18 17 C		Dan MILES		Yamaha TZR250 - South East Services Ltd			
IDEAL LAP TIME : 56.805		BEST LAP TIME : 57.014		DIFFERENCE : 0.209			
LAP	SECTOR 1	SECTOR 2	LAP TIME	MPH	DIFF	TIME OF DAY	
1 -	39.092	24.417	1:03.509	68.47	6.495	09:37:38.565	
2 -	35.557	23.372	58.929	73.79	1.915	09:38:37.494	
3 -	34.110	23.187	57.297	75.89	0.283	09:39:34.791	
4 -	33.889	23.312	57.201 (2)	76.02	0.187	09:40:31.992	
5 -	34.214	23.155	57.369	75.80	0.355	09:41:29.361	
6 -	<b>33.706</b>	23.308	<b>57.014 (1)</b>	<b>76.27</b>		<b>09:42:26.375</b>	
7 -	34.285	23.485	57.770	75.27	0.756	09:43:24.145	
8 -	34.319	23.213	57.532	75.58	0.518	09:44:21.677	
9 -	34.150	<b>23.099</b>	57.249 (3)	75.95	0.235	09:45:18.926	
10 -	34.281	23.421	57.702	75.36	0.688	09:46:16.628	
11 -	36.231	23.432	59.663	72.88	2.649	09:47:16.291	
12 -	34.608	23.570	58.178	74.74	1.164	09:48:14.469	

P19 333 C		Mark STUBBERFIELD		Yamaha TZR250 - Polished concrete London			
IDEAL LAP TIME : 57.190		BEST LAP TIME : 57.294		DIFFERENCE : 0.104			
LAP	SECTOR 1	SECTOR 2	LAP TIME	MPH	DIFF	TIME OF DAY	
1 -	38.191	23.592	1:01.783	70.38	4.489	09:37:31.714	
2 -	34.551	23.284	57.835	75.18	0.541	09:38:29.549	
3 -	34.579	23.257	57.836	75.18	0.542	09:39:27.385	
4 -	34.806	<b>22.867</b>	57.673	75.40	0.379	09:40:25.058	
5 -	<b>34.323</b>	22.971	<b>57.294 (1)</b>	<b>75.89</b>		<b>09:41:22.352</b>	
6 -	34.846	24.023	58.869	73.86	1.575	09:42:21.221	
7 -	34.582	23.212	57.794	75.24	0.500	09:43:19.015	
8 -	34.461	22.971	57.432 (2)	75.71	0.138	09:44:16.447	
9 -	34.540	22.940	57.480	75.65	0.186	09:45:13.927	
10 -	34.642	22.910	57.552	75.55	0.258	09:46:11.479	
11 -	34.803	23.074	57.877	75.13	0.583	09:47:09.356	
12 -	34.419	23.053	57.472 (3)	75.66	0.178	09:48:06.828	

P20 46 C		Kevin MARSHALL		Yamaha TZR250 - Stacey Processing			
IDEAL LAP TIME : 57.584		BEST LAP TIME : 57.657		DIFFERENCE : 0.073			
LAP	SECTOR 1	SECTOR 2	LAP TIME	MPH	DIFF	TIME OF DAY	
1 -	36.745	24.088	1:00.833	71.48	3.176	09:37:20.982	
2 -	35.427	24.052	59.479	73.11	1.822	09:38:20.461	
3 -	35.779	24.430	1:00.209	72.22	2.552	09:39:20.670	
4 -	35.358	23.797	59.155	73.51	1.498	09:40:19.825	
5 -	35.091	24.169	59.260	73.38	1.603	09:41:19.085	
6 -	34.986	23.897	58.883	73.85	1.226	09:42:17.968	
7 -	34.674	23.525	58.199	74.71	0.542	09:43:16.167	
8 -	<b>34.368</b>	23.606	57.974 (3)	75.00	0.317	09:44:14.141	
9 -	34.639	<b>23.216</b>	57.855 (2)	75.16	0.198	09:45:11.996	
10 -	35.589	23.345	58.934	73.78	1.277	09:46:10.930	
11 -	35.391	23.682	59.073	73.61	1.416	09:47:10.003	
12 -	34.406	23.251	<b>57.657 (1)</b>	<b>75.42</b>		<b>09:48:07.660</b>	

# BMCRC - MRO Championships 2023 - Rnd 8 @ Brands Hatch Indy

## DFDS Yamaha Past Masters

### QUALIFYING - SECTOR ANALYSIS



SECTOR 1 = FL to I1, SECTOR 2 = I1 to FL, DIFF = Difference To Personal Best Lap, P = Crossed Finish Line in Pit Lane, D = Time Disallowed

P21 52 C		Andy FLUX		Yamaha TZR250 - Mach 1 Automotive LTD			
IDEAL LAP TIME : 57.449		BEST LAP TIME : 57.702		DIFFERENCE : 0.253			
LAP	SECTOR 1	SECTOR 2	LAP TIME	MPH	DIFF	TIME OF DAY	
1 -	39.993	25.261	1:05.254	66.64	7.552	09:37:42.207	
2 -	35.792	24.353	1:00.145	72.30	2.443	09:38:42.352	
3 -	35.662	23.514	59.176	73.48	1.474	09:39:41.528	
4 -	34.913	23.358	58.271	74.62	0.569	09:40:39.799	
5 -	35.104	23.352	58.456	74.39	0.754	09:41:38.255	
6 -	34.810	23.471	58.281	74.61	0.579	09:42:36.536	
7 -	34.993	23.259	58.252	74.65	0.550	09:43:34.788	
8 -	34.864	23.258	58.122 (3)	74.81	0.420	09:44:32.910	
9 -	35.471	23.117	58.588	74.22	0.886	09:45:31.498	
10 -	35.274	<b>22.793</b>	58.067 (2)	74.88	0.365	09:46:29.565	
11 -	35.122	23.100	58.222	74.69	0.520	09:47:27.787	
12 -	<b>34.656</b>	23.046	<b>57.702 (1)</b>	<b>75.36</b>		<b>09:48:25.489</b>	

P22 67 C		Mark BAILEY		Yamaha TZR250 - Elite Air conditioning Ltd. Hydroflow plumbing			
IDEAL LAP TIME : 57.997		BEST LAP TIME : 58.212		DIFFERENCE : 0.215			
LAP	SECTOR 1	SECTOR 2	LAP TIME	MPH	DIFF	TIME OF DAY	
1 -	38.967	24.826	1:03.793	68.16	5.581	09:37:29.355	
2 -	36.347	23.754	1:00.101	72.35	1.889	09:38:29.456	
3 -	36.490	23.550	1:00.040	72.42	1.828	09:39:29.496	
4 -	36.235	23.366	59.601	72.96	1.389	09:40:29.097	
5 -	35.448	23.327	58.775	73.98	0.563	09:41:27.872	
6 -	35.123	23.667	58.790	73.96	0.578	09:42:26.662	
7 -	<b>34.826</b>	23.786	58.612 (3)	74.19	0.400	09:43:25.274	
8 -	34.829	23.383	<b>58.212 (1)</b>	<b>74.70</b>		<b>09:44:23.486</b>	
9 -	35.279	<b>23.171</b>	58.450 (2)	74.39	0.238	09:45:21.936	

P23 199 C		Michael FROST		Yamaha TZR250 -			
IDEAL LAP TIME : 59.293		BEST LAP TIME : 59.604		DIFFERENCE : 0.311			
LAP	SECTOR 1	SECTOR 2	LAP TIME	MPH	DIFF	TIME OF DAY	
1 -	40.764	24.696	1:05.460 (3)	66.43	5.856	09:37:41.067	
2 -	36.602	24.530	1:01.132 (2)	71.13	1.528	09:38:42.199	
3 -	35.914	<b>23.690</b>	<b>59.604 (1)</b>	<b>72.95</b>		<b>09:39:41.803</b>	
4 -	<b>35.603</b>	34.826	1:10.429	61.74	10.825	09:40:52.232	

P24 18		Marc PRENTICE		Yamaha TZR 250 -			
IDEAL LAP TIME : 59.636		BEST LAP TIME : 59.768		DIFFERENCE : 0.132			
LAP	SECTOR 1	SECTOR 2	LAP TIME	MPH	DIFF	TIME OF DAY	
1 -	40.240	26.625	1:06.865	65.03	7.097	09:37:45.027	
2 -	38.612	25.951	1:04.563	67.35	4.795	09:38:49.590	
3 -	38.425	25.156	1:03.581	68.39	3.813	09:39:53.171	
4 -	37.562	24.849	1:02.411	69.67	2.643	09:40:55.582	
5 -	36.523	24.949	1:01.472	70.74	1.704	09:41:57.054	
6 -	36.384	24.196	1:00.580 (3)	71.78	0.812	09:42:57.634	
7 -	<b>35.733</b>	24.035	<b>59.768 (1)</b>	<b>72.75</b>		<b>09:43:57.402</b>	
8 -	35.991	<b>23.903</b>	59.894 (2)	72.60	0.126	09:44:57.296	
9 -	36.377	24.850	1:01.227	71.02	1.459	09:45:58.523	
10 -	36.722	24.838	1:01.560	70.64	1.792	09:47:00.083	
11 -	35.829	24.811	1:00.640	71.71	0.872	09:48:00.723	

# BMCRC - MRO Championships 2023 - Rnd 8 @ Brands Hatch Indy

## DFDS Yamaha Past Masters

### QUALIFYING - SECTOR ANALYSIS



SECTOR 1 = FL to I1, SECTOR 2 = I1 to FL, DIFF = Difference To Personal Best Lap, P = Crossed Finish Line in Pit Lane, D = Time Disallowed

P25 73 C Colvin TURNER			Yamaha TZR250 -			
IDEAL LAP TIME : 1:00.300		BEST LAP TIME : 1:00.454	DIFFERENCE : 0.154			
LAP	SECTOR 1	SECTOR 2	LAP TIME	MPH	DIFF	TIME OF DAY
1 -	39.158	24.855	1:04.013	67.93	3.559	09:37:46.520
2 -	<b>35.928</b>	24.566	1:00.494 (2)	71.88	0.040	09:38:47.014
3 -	37.480	24.385	1:01.865	70.29	1.411	09:39:48.879
4 -	37.244	24.672	1:01.916	70.23	1.462	09:40:50.795
5 -	36.965	25.014	1:01.979	70.16	1.525	09:41:52.774
6 -	37.261	24.536	1:01.797	70.36	1.343	09:42:54.571
7 -	36.686	24.573	1:01.259	70.98	0.805	09:43:55.830
8 -	36.082	<b>24.372</b>	<b>1:00.454 (1)</b>	<b>71.93</b>		<b>09:44:56.284</b>
9 -	37.057	25.039	1:02.096	70.03	1.642	09:45:58.380
10 -	36.652	24.386	1:01.038 (3)	71.24	0.584	09:46:59.418
11 -	36.078	25.073	1:01.151	71.11	0.697	09:48:00.569

P26 84 R Bert ELLISON			Yamaha TZR250 -			
IDEAL LAP TIME : 1:01.075		BEST LAP TIME : 1:01.075	DIFFERENCE : 0.000			
LAP	SECTOR 1	SECTOR 2	LAP TIME	MPH	DIFF	TIME OF DAY
1 -	41.639	25.860	1:07.499	64.42	6.424	09:37:38.302
2 -	38.613	25.825	1:04.438	67.48	3.363	09:38:42.740
3 -	39.545	26.083	1:05.628	66.26	4.553	09:39:48.368
4 -	38.982	24.963	1:03.945	68.00	2.870	09:40:52.313
5 -	38.975	25.174	1:04.149	67.78	3.074	09:41:56.462
6 -	38.649	24.730	1:03.379 (3)	68.61	2.304	09:42:59.841
7 -	37.339	24.298	1:01.637 (2)	70.55	0.562	09:44:01.478
8 -	<b>36.857</b>	<b>24.218</b>	<b>1:01.075 (1)</b>	<b>71.20</b>		<b>09:45:02.553</b>

P27 150 R Stuart MELHUISH			Yamaha TZR250 -			
IDEAL LAP TIME : 1:02.699		BEST LAP TIME : 1:02.720	DIFFERENCE : 0.021			
LAP	SECTOR 1	SECTOR 2	LAP TIME	MPH	DIFF	TIME OF DAY
1 -	40.810	25.430	1:06.240	65.64	3.520	09:37:46.798
2 -	38.444	25.508	1:03.952	67.99	1.232	09:38:50.750
3 -	39.525	24.843	1:04.368	67.55	1.648	09:39:55.118
4 -	39.499	25.928	1:05.427	66.46	2.707	09:41:00.545
5 -	42.947	25.434	1:08.381	63.59	5.661	09:42:08.926
6 -	38.194	IN PIT	1:53.620 P	38.27	50.900	09:44:02.546
7 -	OUTLAP	25.448	1:08.773	63.23	6.053	09:45:11.319
8 -	38.705	24.849	1:03.554 (3)	68.42	0.834	09:46:14.873
9 -	<b>38.004</b>	24.716	<b>1:02.720 (1)</b>	<b>69.33</b>		<b>09:47:17.593</b>
10 -	38.233	<b>24.695</b>	1:02.928 (2)	69.10	0.208	09:48:20.521

P28 100 R Dan HART			Yamaha TZR250 - www.ypmrc.co.uk			
IDEAL LAP TIME : 1:03.153		BEST LAP TIME : 1:03.284	DIFFERENCE : 0.131			
LAP	SECTOR 1	SECTOR 2	LAP TIME	MPH	DIFF	TIME OF DAY
1 -	42.128	25.755	1:07.883	64.06	4.599	09:37:42.172
2 -	38.516	40.114	1:18.630	55.30	15.346	09:39:00.802
3 -	41.109	33.231	1:14.340	58.49	11.056	09:40:15.142
4 -	38.191	25.093	<b>1:03.284 (1)</b>	<b>68.71</b>		<b>09:41:18.426</b>
5 -	<b>38.164</b>	25.555	1:03.719 (3)	68.24	0.435	09:42:22.145
6 -	38.881	25.025	1:03.906	68.04	0.622	09:43:26.051
7 -	38.630	26.518	1:05.148	66.74	1.864	09:44:31.199
8 -	38.246	25.133	1:03.379 (2)	68.61	0.095	09:45:34.578
9 -	38.994	25.817	1:04.811	67.09	1.527	09:46:39.389
10 -	40.522	26.039	1:06.561	65.33	3.277	09:47:45.950
11 -	38.739	<b>24.989</b>	1:03.728	68.23	0.444	09:48:49.678

# BMCRC - MRO Championships 2023 - Rnd 8 @ Brands Hatch Indy

## DFDS Yamaha Past Masters

### QUALIFYING - SECTOR ANALYSIS



SECTOR 1 = FL to I1, SECTOR 2 = I1 to FL, DIFF = Difference To Personal Best Lap, P = Crossed Finish Line in Pit Lane, D = Time Disallowed

<b>P29 25 C</b>		<b>Stephen WIMBLE</b>		Yamaha TZR250 - S.B.W Contractor			
IDEAL LAP TIME : 1:03.553		BEST LAP TIME : 1:03.553		DIFFERENCE : 0.000			
LAP	SECTOR 1	SECTOR 2	LAP TIME	MPH	DIFF	TIME OF DAY	
1 -	42.787	27.704	1:10.491	61.69	6.938	09:37:54.274	
2 -	39.825	28.856	1:08.681	63.31	5.128	09:39:02.955	
3 -	39.763	27.221	1:06.984	64.92	3.431	09:40:09.939	
4 -	38.461	26.856	1:05.317	66.57	1.764	09:41:15.256	
5 -	39.136	27.044	1:06.180	65.70	2.627	09:42:21.436	
6 -	38.432	26.088	1:04.520 (2)	67.39	0.967	09:43:25.956	
7 -	38.378	26.607	1:04.985 (3)	66.91	1.432	09:44:30.941	
<b>8 -</b>	<b>37.877</b>	<b>25.676</b>	<b>1:03.553 (1)</b>	<b>68.42</b>		<b>09:45:34.494</b>	
9 -	38.990	27.041	1:06.031	65.85	2.478	09:46:40.525	
10 -	38.737	26.604	1:05.341	66.55	1.788	09:47:45.866	
11 -	39.490	25.792	1:05.282	66.61	1.729	09:48:51.148	

<b>P30 36 C</b>		<b>Phil ZANUTTO</b>		Yamaha TZR250 - Westend garage			
IDEAL LAP TIME : 1:04.091		BEST LAP TIME : 1:05.609		DIFFERENCE : 1.518			
LAP	SECTOR 1	SECTOR 2	LAP TIME	MPH	DIFF	TIME OF DAY	
1 -	40.910	<b>25.079</b>	1:05.989 (2)	65.89	0.380	09:37:41.309	
<b>2 -</b>	<b>39.012</b>	26.597	<b>1:05.609 (1)</b>	<b>66.28</b>		<b>09:38:46.918</b>	

# BMCRC - MRO Championships 2023 - Rnd 8 @ Brands Hatch Indy

## DFDS Yamaha Past Masters

### QUALIFYING - BEST SECTORS

SECTOR 1				SECTOR 2				IDEAL / BEST COMPARISON				
POS	NO	NAME	TIME	NO	NAME	TIME	POS	NO	NAME	IDEAL	BEST	DIFF
									<b>PERFECT LAP</b>	<b>51.986</b>		
1	75	JOHNSON	31.151	51	WHOLEY	20.835	1	75	JOHNSON	52.333	52.434	0.101
2	51	WHOLEY	31.789	75	JOHNSON	21.182	2	51	WHOLEY	52.624	52.624	0.000
3	13	KELMAN	31.835	13	KELMAN	21.407	3	13	KELMAN	53.242	53.301	0.059
4	8	BALL	32.144	8	BALL	21.451	4	8	BALL	53.595	53.693	0.098
5	15	PERKINS	32.177	61	WELCH	21.512	5	61	WELCH	53.789	53.908	0.119
6	81	GRANT	32.254	27	HAYWARD	21.890	6	15	PERKINS	54.242	54.442	0.200
7	61	WELCH	32.277	29	CRIPPS	21.952	7	81	GRANT	54.385	54.393	0.008
8	74	WHITBY	32.541	57	MOOK	22.049	8	27	HAYWARD	54.458	54.562	0.104
9	27	HAYWARD	32.568	15	PERKINS	22.065	9	74	WHITBY	54.681	54.975	0.294
10	57	MOOK	32.696	4	HALIL	22.070	10	57	MOOK	54.745	54.866	0.121
11	29	CRIPPS	32.823	60	GOUGH	22.102	11	29	CRIPPS	54.775	54.820	0.045
12	26	LEE	32.827	26	LEE	22.129	12	26	LEE	54.956	55.086	0.130
13	4	HALIL	33.153	81	GRANT	22.131	13	4	HALIL	55.223	55.327	0.104
14	7	FISHWICK	33.213	74	WHITBY	22.140	14	7	FISHWICK	55.494	55.505	0.011
15	60	GOUGH	33.479	28	McCARTER	22.231	15	60	GOUGH	55.581	55.824	0.243
16	17	MILES	33.706	7	FISHWICK	22.281	16	28	McCARTER	56.278	56.366	0.088
17	28	McCARTER	34.047	72	HAMILTON	22.459	17	72	HAMILTON	56.743	56.743	0.000
18	72	HAMILTON	34.284	52	FLUX	22.793	18	17	MILES	56.805	57.014	0.209
19	333	STUBBERFIELD	34.323	333	STUBBERFIELD	22.867	19	333	STUBBERFIELD	57.190	57.294	0.104
20	46	MARSHALL	34.368	17	MILES	23.099	20	52	FLUX	57.449	57.702	0.253
21	52	FLUX	34.656	67	BAILEY	23.171	21	46	MARSHALL	57.584	57.657	0.073
22	67	BAILEY	34.826	46	MARSHALL	23.216	22	67	BAILEY	57.997	58.212	0.215
23	199	FROST	35.603	199	FROST	23.690	23	199	FROST	59.293	59.604	0.311
24	18	PRENTICE	35.733	18	PRENTICE	23.903	24	18	PRENTICE	59.636	59.768	0.132
25	73	TURNER	35.928	84	ELLISON	24.218	25	73	TURNER	1:00.300	1:00.454	0.154
26	84	ELLISON	36.857	73	TURNER	24.372	26	84	ELLISON	1:01.075	1:01.075	0.000
27	25	WIMBLE	37.877	150	MELHUIH	24.695	27	150	MELHUIH	1:02.699	1:02.720	0.021
28	150	MELHUIH	38.004	100	HART	24.989	28	100	HART	1:03.153	1:03.284	0.131
29	100	HART	38.164	36	ZANUTTO	25.079	29	25	WIMBLE	1:03.553	1:03.553	0.000
30	36	ZANUTTO	39.012	25	WIMBLE	25.676	30	36	ZANUTTO	1:04.091	1:05.609	1.518

# BMCRC - MRO Championships 2023 - Rnd 8 @ Brands Hatch Indy

## DFDS Yamaha Past Masters

### QUALIFYING - STATISTICS

**Competitors Started** 30  
**Planned Start** 2023-09-30 @ 09:30:00.000  
**Actual Start** 2023-09-30 @ 09:35:50.628  
**Finish Time** 2023-09-30 @ 09:47:52.333  
**Track Length** 1.2079mi.  
**Total Laps** 321  
**Total Distance Covered** 387.7505mi.

### Session Fastest Lap History

NO	CL	NAME	LAP TIME	TIME OF DAY	LAP	VEHICLE
8		David BALL	<b>57.894</b>	09:37:18.554	1	Yamaha TZR250
15		Billy PERKINS	<b>56.947</b>	09:37:20.824	1	Yamaha TZR250
15		Billy PERKINS	<b>55.398</b>	09:38:16.222	2	Yamaha TZR250
75		Anthony JOHNSON	<b>53.918</b>	09:38:26.130	2	Yamaha TZR250
51		Kevin WHOLEY	<b>53.690</b>	09:39:16.615	3	Yamaha TZR250
75		Anthony JOHNSON	<b>53.297</b>	09:39:19.427	3	Yamaha TZR250
75		Anthony JOHNSON	<b>52.744</b>	09:40:12.171	4	Yamaha TZR250
75		Anthony JOHNSON	<b>52.434</b>	09:44:41.898	9	Yamaha TZR250

### Flag History

TYPE	TIME OF DAY
GREEN	09:35:50.628
FINISH	09:47:52.333

### Flag Statistics

TYPE	COUNT	TOTAL LAPS	TOTAL TIME
Green	1	13	13:09.305
Red	0	0	0.000
Safety Car	0	0	0.000
FCY	0	0	0.000

# BMCRC - MRO Championships 2023 - Rnd 8 @ Brands Hatch Indy

## DFDS Yamaha Past Masters

### QUALIFYING - STATISTICS

CLASS :

15 Starters

#### Fastest Lap History

NO	NAME	LAP TIME	TIME OF DAY	LAP	VEHICLE
8	David BALL	57.894	09:37:18.554	1	Yamaha TZR250
15	Billy PERKINS	56.947	09:37:20.824	1	Yamaha TZR250
15	Billy PERKINS	55.398	09:38:16.222	2	Yamaha TZR250
75	Anthony JOHNSON	53.918	09:38:26.130	2	Yamaha TZR250
51	Kevin WHOLEY	53.690	09:39:16.615	3	Yamaha TZR250
75	Anthony JOHNSON	53.297	09:39:19.427	3	Yamaha TZR250
75	Anthony JOHNSON	52.744	09:40:12.171	4	Yamaha TZR250
75	Anthony JOHNSON	52.434	09:44:41.898	9	Yamaha TZR250

# BMCRC - MRO Championships 2023 - Rnd 8 @ Brands Hatch Indy

## DFDS Yamaha Past Masters

### QUALIFYING - STATISTICS

CLASS : C

12 Starters

#### Fastest Lap History

NO	NAME	LAP TIME	TIME OF DAY	LAP	VEHICLE
46	Kevin MARSHALL	1:00.833	09:37:21.010	1	Yamaha TZR250
60	Danny GOUGH	58.146	09:37:29.883	1	Yamaha TZR250
60	Danny GOUGH	56.560	09:38:26.441	2	Yamaha TZR250
60	Danny GOUGH	56.430	09:39:22.872	3	Yamaha TZR250
26	Damian LEE	56.102	09:39:31.846	3	Yamaha TZR250
26	Damian LEE	55.086	09:44:14.148	8	Yamaha TZR250



# BMCRC - MRO Championships 2023 - Rnd 8 @ Brands Hatch Indy

## DFDS Yamaha Past Masters

### QUALIFYING - STATISTICS

CLASS : R

3 Starters

#### Fastest Lap History

NO	NAME	LAP TIME	TIME OF DAY	LAP	VEHICLE
84	Bert ELLISON	1:07.499	09:37:38.246	1	Yamaha TZR250
150	Stuart MELHUISH	1:06.240	09:37:46.802	1	Yamaha TZR250
84	Bert ELLISON	1:04.438	09:38:42.770	2	Yamaha TZR250
150	Stuart MELHUISH	1:03.952	09:38:50.757	2	Yamaha TZR250
84	Bert ELLISON	1:03.945	09:40:52.299	4	Yamaha TZR250
100	Dan HART	1:03.284	09:41:18.460	4	Yamaha TZR250
84	Bert ELLISON	1:01.637	09:44:01.508	7	Yamaha TZR250
84	Bert ELLISON	1:01.075	09:45:02.583	8	Yamaha TZR250

**BMCRC - MRO Championships 2023 - Rnd 8 @ Brands Hatch Indy**
**DFDS Yamaha Past Masters**
**RACE 3 - GRID (9 Laps)**

ROW 10	30	1:05.609	<b>36</b> Phil ZANUTTO	29	1:03.553	<b>25</b> Stephen WIMBLE	28	1:03.284	<b>100</b> Dan HART
ROW 9		1:02.720	<b>150</b> Stuart MELHUIISH	26	1:01.075	<b>84</b> Bert ELLISON	25	1:00.454	<b>73</b> Colvin TURNER
ROW 8	24	59.768	<b>18</b> Marc PRENTICE	23	59.604	<b>199</b> Michael FROST	22	58.212	<b>67</b> Mark BAILEY
ROW 7		57.702	<b>52</b> Andy FLUX	20	57.657	<b>46</b> Kevin MARSHALL	19	57.294	<b>333</b> Mark STUBBERFIELD
ROW 6	18	57.014	<b>17</b> Dan MILES	17	56.743	<b>72</b> John HAMILTON	16	56.366	<b>28</b> Liam McCARTER
ROW 5		55.824	<b>60</b> Danny GOUGH	14	55.505	<b>7</b> Pete FISHWICK	13	55.327	<b>4</b> Denis HALIL
ROW 4	12	55.086	<b>26</b> Damian LEE	11	54.975	<b>74</b> Paul WHITBY	10	54.866	<b>57</b> Geoff MOOK
ROW 3		54.820	<b>29</b> Derek CRIPPS	8	54.562	<b>27</b> Richard HAYWARD	7	54.442	<b>15</b> Billy PERKINS
ROW 2	6	54.393	<b>81</b> Scott GRANT	5	53.908	<b>61</b> Paul WELCH	4	53.693	<b>8</b> David BALL
ROW 1		53.301	<b>13</b> Jamie KELMAN	2	52.624	<b>51</b> Kevin WHOLEY	1	52.434	<b>75</b> Anthony JOHNSON
<b>Pole</b>									

Brands Hatch Indy: 1.2079 miles

These results are provisional until the conclusion of any judicial and technical matters.

Clerk Of Course :

Stewards :

Timekeeper :

*Craig Smith*

 Results can be found at [www.tsl-timing.com](http://www.tsl-timing.com)

Printed - 09:50 Saturday, 30 September 2023



**BMCRC - MRO Championships 2023 - Rnd 8 @ Brands Hatch Indy**
**DFDS Yamaha Past Masters**
**RACE 3 - CLASSIFICATION**

POS	NO	CL	PIC NAME	ENTRY	LAPS	TIME	GAP	DIFF	MPH	BEST	ON
1	75		1 Anthony JOHNSON	Yamaha TZR250 - INTA MOTORCYCLE SERVICES	9	7:53.048			82.73	51.530	9
2	51		2 Kevin WHOLEY	Yamaha TZR250 - Twistgrip Motorcycles	9	7:53.910	0.862	0.862	82.58	51.675	6
3	15		3 Billy PERKINS	Yamaha TZR250 - Ashford tarmac / Barking mad ab	9	8:10.248	17.200	16.338	79.83	53.118	9
4	61		4 Paul WELCH	Yamaha TZR250 -	9	8:11.352	18.304	1.104	79.65	53.583	2
5	8		5 David BALL	Yamaha TZR250 - Gardiner Page and Roe pension c	9	8:11.761	18.713	0.409	79.58	53.456	9
6	13		6 Jamie KELMAN	Yamaha TZR250 - Phased Out Racing /TSR vapour	9	8:12.557	19.509	0.796	79.45	53.563	2
7	27		7 Richard HAYWARD	Yamaha TZR250 - GForce/Hayward R Ltd/SnapOn	9	8:12.640	19.592	0.083	79.44	53.522	8
8	57		8 Geoff MOOK	Yamaha TZR250 -	9	8:15.722	22.674	3.082	78.95	53.936	6
9	74		9 Paul WHITBY	Yamaha TZR250 - Greybridge Ltd	9	8:19.347	26.299	3.625	78.37	53.885	6
10	4		10 Denis HALIL	Yamaha TZR250 - D & A AUTOS	9	8:19.500	26.452	0.153	78.35	54.423	4
11	28		11 Liam McCARTER	Yamaha TZR250 - Katie McCarter	9	8:20.671	27.623	1.171	78.16	54.399	2
12	60	C	1 Danny GOUGH	Yamaha TZR250 - G Force Motorcycles	9	8:21.327	28.279	0.656	78.06	54.390	7
13	29		12 Derek CRIPPS	Yamaha TZR250 - Team FBR	9	8:21.569	28.521	0.242	78.02	53.799	9
14	26	C	2 Damian LEE	Yamaha TZR250 - Leed Autos	9	8:22.592	29.544	1.023	77.87	54.561	5
15	7		13 Pete FISHWICK	Yamaha TZR250 - 2T Engineering	9	8:30.104	37.056	7.512	76.72	55.294	3
16	17	C	3 Dan MILES	Yamaha TZR250 - South East Services Ltd	9	8:40.581	47.533	10.477	75.18	56.390	9
17	72	C	4 John HAMILTON	Yamaha TZR250 - LW Racing	9	8:40.997	47.949	0.416	75.12	56.408	9
18	333	C	5 Mark STUBBERFIELD	Yamaha TZR250 - Polished concrete London	9	8:41.894	48.846	0.897	74.99	56.689	9
19	67	C	6 Mark BAILEY	Yamaha TZR250 - Elite Air conditioning Ltd. Hydroflc	9	8:42.995	49.947	1.101	74.83	56.741	8
20	52	C	7 Andy FLUX	Yamaha TZR250 - Mach 1 Automotive LTD	9	8:44.738	51.690	1.743	74.58	56.636	9
21	18		14 Marc PRENTICE	Yamaha TZR 250 -	9	8:45.357	52.309	0.619	74.49	56.975	7
22	46	C	8 Kevin MARSHALL	Yamaha TZR250 - Stacey Processing	9	8:45.473	52.425	0.116	74.48	56.409	6
23	73	C	9 Colvin TURNER	Yamaha TZR250 -	8	8:05.488	1 Lap	1 Lap	71.65	59.074	3
24	150	R	1 Stuart MELHUIISH	Yamaha TZR250 -	8	8:18.696	1 Lap	13.208	69.75	1:00.706	7
25	36	C	10 Phil ZANUTTO	Yamaha TZR250 - Westend garage	8	8:19.245	1 Lap	0.549	69.68	1:00.490	7
26	84	R	2 Bert ELLISON	Yamaha TZR250 -	8	8:19.531	1 Lap	0.286	69.64	1:00.043	7
27	100	R	3 Dan HART	Yamaha TZR250 - www.ypmrc.co.uk	8	8:31.880	1 Lap	12.349	67.96	1:02.322	4
28	25	C	11 Stephen WIMBLE	Yamaha TZR250 - S.B.W Contractor	8	8:35.838	1 Lap	3.958	67.44	1:02.229	7

**NOT CLASSIFIED**

DNF	81		Scott GRANT	Yamaha TZR250 -	1	1:00.541	8 Laps	7 Laps	71.82		
-----	----	--	-------------	-----------------	---	----------	--------	--------	-------	--	--

**FASTEST LAP**

	75		Anthony JOHNSON	Yamaha TZR250 - INTA MOTORCYCLE SERVICES	9	51.530	84.38 mph	135.81 kph		
	60	C	Danny GOUGH	Yamaha TZR250 - G Force Motorcycles	7	54.390	79.95 mph	128.67 kph		
	84	R	Bert ELLISON	Yamaha TZR250 -	7	1:00.043	72.42 mph	116.55 kph		

Class - 92.5% of Race Speed = 76.52 mph  
 Class C - 92.5% of Race Speed = 72.20 mph  
 Class R - 92.5% of Race Speed = 64.51 mph

Weather / Track : Cloudy / Dry

These results are provisional until the conclusion of any judicial and technical matters.

Race Distance: 9 Laps / 10.87 miles

Brands Hatch Indy: 1.2079 miles

Date: 30/09/2023 Start: 12:15 Finish: 12:23

Clerk Of Course :

Stewards :

Timekeeper :

*Craig Smith*

Results can be found at [www.tsl-timing.com](http://www.tsl-timing.com)

Printed - 12:25 Saturday, 30 September 2023





# BMCRC - MRO Championships 2023 - Rnd 8 @ Brands Hatch Indy

## DFDS Yamaha Past Masters

### RACE 3 - POSITION CHART

No	Name	Lap Pos												
			1	2	3	4	5	6	7	8	9	10		
75	JOHNSON	1	75	75	75	75	75	75	75	75	75	75	75	75
51	WHOLEY	2	51	51	51	51	51	51	51	51	51	51	51	51
13	KELMAN	3	61	61	61	61	61	61	61	61	61	15	15	
8	BALL	4	13	13	13	13	13	13	8	15	61	61		
61	WELCH	5	8	8	8	8	8	8	13	8	8	8		
81	GRANT	6	15	15	15	15	15	15	15	13	13	13		
15	PERKINS	7	27	27	27	27	27	27	27	27	27	27		
27	HAYWARD	8	81	57	57	57	57	57	57	57	57	57		
29	CRIPPS	9	57	28	28	28	28	28	28	74	74	74		
57	MOOK	10	29	4	4	4	4	4	74	4	4	4		
74	WHITBY	11	28	29	74	74	74	74	4	28	28	28		
26	LEE	12	4	74	29	29	29	29	29	29	60	60		
4	HALIL	13	74	26	26	26	26	26	26	60	26	29		
7	FISHWICK	14	26	60	60	60	60	60	60	26	29	26		
60	GOUGH	15	60	7	7	7	7	7	7	7	7	7		
28	McCARTER	16	7	333	72	17	17	17	17	17	17	17		
72	HAMILTON	17	333	72	333	72	72	72	72	72	72	72		
17	MILES	18	17	17	17	333	333	333	333	333	333	333		
333	STUBBERFIELD	19	72	67	67	67	67	67	67	67	67	67		
46	MARSHALL	20	67	18	18	18	18	18	18	18	52	52		
52	FLUX	21	52	52	52	52	52	52	52	52	18	18		
67	BAILEY	22	18	73	46	46	46	46	46	46	46	46		
18	PRENTICE	23	73	46	73	73	73	73	73	73	73	73		
73	TURNER	24	46	150	150	150	150	150	150	150	150	150		
84	ELLISON	25	150	36	36	36	36	36	36	36	36	36		
150	MELHUIISH	26	36	84	84	84	84	84	84	84	84	84		
100	HART	27	84	25	100	100	100	100	100	100	100	100		
25	WIMBLE	28	25	100	25	25	25	25	25	25	25	25		
36	ZANUTTO	29	100											

# BMCRC - MRO Championships 2023 - Rnd 8 @ Brands Hatch Indy

## DFDS Yamaha Past Masters

### RACE 3 - SECTOR ANALYSIS



SECTOR 1 = FL to I1, SECTOR 2 = I1 to FL, DIFF = Difference To Personal Best Lap, P = Crossed Finish Line in Pit Lane, D = Time Disallowed

<b>P1 75</b>		<b>Anthony JOHNSON</b>		Yamaha TZR250 - INTA MOTORCYCLE SERVICES LTD			
IDEAL LAP TIME : 51.530		BEST LAP TIME : 51.530		DIFFERENCE : 0.000			
LAP	SECTOR 1	SECTOR 2	LAP TIME	MPH	DIFF	TIME OF DAY	
1 -		21.038	57.259	75.94	5.729	12:16:18.728	
2 -	31.044	21.028	52.072	83.51	0.542	12:17:10.800	
3 -	31.027	21.132	52.159	83.37	0.629	12:18:02.959	
4 -	30.981	21.187	52.168	83.35	0.638	12:18:55.127	
5 -	30.910	20.871	51.781 (2)	83.98	0.251	12:19:46.908	
6 -	30.932	20.947	51.879 (3)	83.82	0.349	12:20:38.787	
7 -	31.211	20.999	52.210	83.29	0.680	12:21:30.997	
8 -	31.078	20.912	51.990	83.64	0.460	12:22:22.987	
9 -	<b>30.700</b>	<b>20.830</b>	<b>51.530 (1)</b>	<b>84.38</b>		<b>12:23:14.517</b>	

<b>P2 51</b>		<b>Kevin WHOLEY</b>		Yamaha TZR250 - Twistgrip Motorcycles			
IDEAL LAP TIME : 51.531		BEST LAP TIME : 51.675		DIFFERENCE : 0.144			
LAP	SECTOR 1	SECTOR 2	LAP TIME	MPH	DIFF	TIME OF DAY	
1 -		20.801	57.623	75.46	5.948	12:16:19.092	
2 -	31.450	20.837	52.287	83.16	0.612	12:17:11.379	
3 -	31.159	20.805	51.964	83.68	0.289	12:18:03.343	
4 -	31.243	20.742	51.985	83.65	0.310	12:18:55.328	
5 -	31.210	20.747	51.957 (3)	83.69	0.282	12:19:47.285	
6 -	31.058	<b>20.617</b>	<b>51.675 (1)</b>	<b>84.15</b>		<b>12:20:38.960</b>	
7 -	31.405	20.754	52.159	83.37	0.484	12:21:31.119	
8 -	31.432	20.887	52.319	83.11	0.644	12:22:23.438	
9 -	<b>30.914</b>	21.027	51.941 (2)	83.72	0.266	12:23:15.379	

<b>P3 15</b>		<b>Billy PERKINS</b>		Yamaha TZR250 - Ashford tarmac / Barking mad about Animals			
IDEAL LAP TIME : 52.822		BEST LAP TIME : 53.118		DIFFERENCE : 0.296			
LAP	SECTOR 1	SECTOR 2	LAP TIME	MPH	DIFF	TIME OF DAY	
1 -		21.582	1:00.051	72.41	6.933	12:16:21.520	
2 -	32.371	21.498	53.869	80.72	0.751	12:17:15.389	
3 -	32.203	21.685	53.888	80.69	0.770	12:18:09.277	
4 -	32.391	21.368	53.759	80.89	0.641	12:19:03.036	
5 -	32.558	21.726	54.284	80.10	1.166	12:19:57.320	
6 -	32.749	21.401	54.150	80.30	1.032	12:20:51.470	
7 -	31.865	21.634	53.499 (2)	81.28	0.381	12:21:44.969	
8 -	<b>31.484</b>	22.146	53.630 (3)	81.08	0.512	12:22:38.599	
9 -	31.780	<b>21.338</b>	<b>53.118 (1)</b>	<b>81.86</b>		<b>12:23:31.717</b>	

<b>P4 61</b>		<b>Paul WELCH</b>		Yamaha TZR250 -			
IDEAL LAP TIME : 53.435		BEST LAP TIME : 53.583		DIFFERENCE : 0.148			
LAP	SECTOR 1	SECTOR 2	LAP TIME	MPH	DIFF	TIME OF DAY	
1 -		21.439	59.467	73.12	5.884	12:16:20.936	
2 -	32.182	<b>21.401</b>	<b>53.583 (1)</b>	<b>81.15</b>		<b>12:17:14.519</b>	
3 -	32.396	21.583	53.979 (3)	80.56	0.396	12:18:08.498	
4 -	32.436	21.678	54.114	80.36	0.531	12:19:02.612	
5 -	32.402	21.671	54.073	80.42	0.490	12:19:56.685	
6 -	32.459	21.748	54.207	80.22	0.624	12:20:50.892	
7 -	32.213	21.811	54.024	80.49	0.441	12:21:44.916	
8 -	<b>32.034</b>	22.050	54.084	80.40	0.501	12:22:39.000	
9 -	32.136	21.685	53.821 (2)	80.79	0.238	12:23:32.821	

# BMCRC - MRO Championships 2023 - Rnd 8 @ Brands Hatch Indy

## DFDS Yamaha Past Masters

### RACE 3 - SECTOR ANALYSIS



SECTOR 1 = FL to I1, SECTOR 2 = I1 to FL, DIFF = Difference To Personal Best Lap, P = Crossed Finish Line in Pit Lane, D = Time Disallowed

P5 8		David BALL		Yamaha TZR250 - Gardiner Page and Roe pension consultants			
IDEAL LAP TIME : 53.456		BEST LAP TIME : 53.456		DIFFERENCE : 0.000			
LAP	SECTOR 1	SECTOR 2	LAP TIME	MPH	DIFF	TIME OF DAY	
1 -		21.790	59.872	72.63	6.416	12:16:21.341	
2 -	32.428	21.539	53.967	80.57	0.511	12:17:15.308	
3 -	32.437	<b>21.465</b>	53.902	80.67	0.446	12:18:09.210	
4 -	32.256	21.476	53.732 (3)	80.93	0.276	12:19:02.942	
5 -	32.552	21.588	54.140	80.32	0.684	12:19:57.082	
6 -	32.255	21.763	54.018	80.50	0.562	12:20:51.100	
7 -	33.035	22.036	55.071	78.96	1.615	12:21:46.171	
8 -	32.009	21.594	53.603 (2)	81.12	0.147	12:22:39.774	
9 -	<b>31.991</b>	<b>21.465</b>	<b>53.456 (1)</b>	<b>81.34</b>		<b>12:23:33.230</b>	

P6 13		Jamie KELMAN		Yamaha TZR250 - Phased Out Racing /TSR vapour blasting			
IDEAL LAP TIME : 53.432		BEST LAP TIME : 53.563		DIFFERENCE : 0.131			
LAP	SECTOR 1	SECTOR 2	LAP TIME	MPH	DIFF	TIME OF DAY	
1 -		21.697	59.514	73.06	5.951	12:16:20.983	
2 -	32.070	21.493	<b>53.563 (1)</b>	<b>81.18</b>		<b>12:17:14.546</b>	
3 -	32.549	21.866	54.415	79.91	0.852	12:18:08.961	
4 -	32.256	21.639	53.895 (3)	80.68	0.332	12:19:02.856	
5 -	32.534	21.471	54.005	80.52	0.442	12:19:56.861	
6 -	33.052	<b>21.461</b>	54.513	79.77	0.950	12:20:51.374	
7 -	32.957	22.114	55.071	78.96	1.508	12:21:46.445	
8 -	<b>31.971</b>	21.624	53.595 (2)	81.13	0.032	12:22:40.040	
9 -	32.380	21.606	53.986	80.55	0.423	12:23:34.026	

P7 27		Richard HAYWARD		Yamaha TZR250 - GForce/Hayward R Ltd/SnapOn			
IDEAL LAP TIME : 53.298		BEST LAP TIME : 53.522		DIFFERENCE : 0.224			
LAP	SECTOR 1	SECTOR 2	LAP TIME	MPH	DIFF	TIME OF DAY	
1 -		21.864	1:00.211	72.22	6.689	12:16:21.680	
2 -	32.352	21.666	54.018	80.50	0.496	12:17:15.698	
3 -	32.315	21.544	53.859 (3)	80.74	0.337	12:18:09.557	
4 -	32.277	21.494	53.771 (2)	80.87	0.249	12:19:03.328	
5 -	32.544	21.541	54.085	80.40	0.563	12:19:57.413	
6 -	32.796	<b>21.415</b>	54.211	80.21	0.689	12:20:51.624	
7 -	32.705	22.293	54.998	79.06	1.476	12:21:46.622	
8 -	<b>31.883</b>	21.639	<b>53.522 (1)</b>	<b>81.24</b>		<b>12:22:40.144</b>	
9 -	32.363	21.602	53.965	80.58	0.443	12:23:34.109	

P8 57		Geoff MOOK		Yamaha TZR250 -			
IDEAL LAP TIME : 53.657		BEST LAP TIME : 53.936		DIFFERENCE : 0.279			
LAP	SECTOR 1	SECTOR 2	LAP TIME	MPH	DIFF	TIME OF DAY	
1 -		21.956	1:00.933	71.36	6.997	12:16:22.402	
2 -	33.040	21.804	54.844	79.29	0.908	12:17:17.246	
3 -	32.448	21.804	54.252	80.15	0.316	12:18:11.498	
4 -	32.427	21.746	54.173 (3)	80.27	0.237	12:19:05.671	
5 -	32.751	21.748	54.499	79.79	0.563	12:20:00.170	
6 -	32.176	21.760	<b>53.936 (1)</b>	<b>80.62</b>		<b>12:20:54.106</b>	
7 -	<b>31.950</b>	22.225	54.175	80.26	0.239	12:21:48.281	
8 -	32.392	<b>21.707</b>	54.099 (2)	80.38	0.163	12:22:42.380	
9 -	32.930	21.881	54.811	79.33	0.875	12:23:37.191	

# BMCR - MRO Championships 2023 - Rnd 8 @ Brands Hatch Indy

## DFDS Yamaha Past Masters

### RACE 3 - SECTOR ANALYSIS



SECTOR 1 = FL to I1, SECTOR 2 = I1 to FL, DIFF = Difference To Personal Best Lap, P = Crossed Finish Line in Pit Lane, D = Time Disallowed

<b>P9 74</b>		<b>Paul WHITBY</b>		Yamaha TZR250 - Greybridge Ltd			
IDEAL LAP TIME : 53.817		BEST LAP TIME : 53.885		DIFFERENCE : 0.068			
LAP	SECTOR 1	SECTOR 2	LAP TIME	MPH	DIFF	TIME OF DAY	
1 -		22.124	1:02.179	69.93	8.294	12:16:23.648	
2 -	33.316	21.719	55.035	79.01	1.150	12:17:18.683	
3 -	32.951	<b>21.639</b>	54.590 (3)	79.65	0.705	12:18:13.273	
4 -	32.733	21.660	54.393 (2)	79.94	0.508	12:19:07.666	
5 -	32.864	21.838	54.702	79.49	0.817	12:20:02.368	
6 -	<b>32.178</b>	21.707	<b>53.885 (1)</b>	<b>80.70</b>		<b>12:20:56.253</b>	
7 -	32.388	22.269	54.657	79.56	0.772	12:21:50.910	
8 -	32.915	22.124	55.039	79.00	1.154	12:22:45.949	
9 -	32.846	22.021	54.867	79.25	0.982	12:23:40.816	

<b>P10 4</b>		<b>Denis HALIL</b>		Yamaha TZR250 - D & A AUTOS			
IDEAL LAP TIME : 54.263		BEST LAP TIME : 54.423		DIFFERENCE : 0.160			
LAP	SECTOR 1	SECTOR 2	LAP TIME	MPH	DIFF	TIME OF DAY	
1 -		22.000	1:01.914	70.23	7.491	12:16:23.383	
2 -	33.254	<b>21.624</b>	54.878	79.24	0.455	12:17:18.261	
3 -	32.795	21.744	54.539 (3)	79.73	0.116	12:18:12.800	
4 -	<b>32.639</b>	21.784	<b>54.423 (1)</b>	<b>79.90</b>		<b>12:19:07.223</b>	
5 -	33.086	21.676	54.762	79.40	0.339	12:20:01.985	
6 -	32.820	21.693	54.513 (2)	79.77	0.090	12:20:56.498	
7 -	32.912	22.064	54.976	79.10	0.553	12:21:51.474	
8 -	33.002	21.651	54.653	79.56	0.230	12:22:46.127	
9 -	32.832	22.010	54.842	79.29	0.419	12:23:40.969	

<b>P11 28</b>		<b>Liam McCARTER</b>		Yamaha TZR250 - Katie McCarter			
IDEAL LAP TIME : 54.331		BEST LAP TIME : 54.399		DIFFERENCE : 0.068			
LAP	SECTOR 1	SECTOR 2	LAP TIME	MPH	DIFF	TIME OF DAY	
1 -		21.853	1:01.801	70.36	7.402	12:16:23.270	
2 -	32.651	<b>21.748</b>	<b>54.399 (1)</b>	<b>79.93</b>		<b>12:17:17.669</b>	
3 -	32.823	21.966	54.789	79.37	0.390	12:18:12.458	
4 -	32.641	21.936	54.577	79.67	0.178	12:19:07.035	
5 -	32.763	21.846	54.609	79.63	0.210	12:20:01.644	
6 -	32.664	21.829	54.493 (3)	79.80	0.094	12:20:56.137	
7 -	33.160	22.225	55.385	78.51	0.986	12:21:51.522	
8 -	34.223	21.993	56.216	77.35	1.817	12:22:47.738	
9 -	<b>32.583</b>	21.819	54.402 (2)	79.93	0.003	12:23:42.140	

<b>P12 60 C</b>		<b>Danny GOUGH</b>		Yamaha TZR250 - G Force Motorcycles			
IDEAL LAP TIME : 54.142		BEST LAP TIME : 54.390		DIFFERENCE : 0.248			
LAP	SECTOR 1	SECTOR 2	LAP TIME	MPH	DIFF	TIME OF DAY	
1 -		22.419	1:02.959	69.06	8.569	12:16:24.428	
2 -	33.173	21.848	55.021	79.03	0.631	12:17:19.449	
3 -	32.934	21.853	54.787	79.37	0.397	12:18:14.236	
4 -	32.988	21.819	54.807	79.34	0.417	12:19:09.043	
5 -	32.855	<b>21.591</b>	54.446 (2)	79.87	0.056	12:20:03.489	
6 -	32.814	21.952	54.766 (3)	79.40	0.376	12:20:58.255	
7 -	<b>32.551</b>	21.839	<b>54.390 (1)</b>	<b>79.95</b>		<b>12:21:52.645</b>	
8 -	33.272	22.031	55.303	78.63	0.913	12:22:47.948	
9 -	33.069	21.779	54.848	79.28	0.458	12:23:42.796	



# BMCRC - MRO Championships 2023 - Rnd 8 @ Brands Hatch Indy

## DFDS Yamaha Past Masters

### RACE 3 - SECTOR ANALYSIS



SECTOR 1 = FL to I1, SECTOR 2 = I1 to FL, DIFF = Difference To Personal Best Lap, P = Crossed Finish Line in Pit Lane, D = Time Disallowed

P13 29		Derek CRIPPS		Yamaha TZR250 - Team FBR			
IDEAL LAP TIME : 53.799		BEST LAP TIME : 53.799		DIFFERENCE : 0.000			
LAP	SECTOR 1	SECTOR 2	LAP TIME	MPH	DIFF	TIME OF DAY	
1 -		22.077	1:01.577	70.62	7.778	12:16:23.046	
2 -	33.466	21.850	55.316	78.61	1.517	12:17:18.362	
3 -	33.333	22.228	55.561	78.26	1.762	12:18:13.923	
4 -	32.621	21.712	54.333 (2)	80.03	0.534	12:19:08.256	
5 -	32.668	21.777	54.445	79.87	0.646	12:20:02.701	
6 -	32.688	21.676	54.364 (3)	79.99	0.565	12:20:57.065	
7 -	32.925	21.932	54.857	79.27	1.058	12:21:51.922	
8 -	34.908	22.409	57.317	75.86	3.518	12:22:49.239	
9 -	<b>32.326</b>	<b>21.473</b>	<b>53.799 (1)</b>	<b>80.83</b>		<b>12:23:43.038</b>	

P14 26 C		Damian LEE		Yamaha TZR250 - Leed Autos			
IDEAL LAP TIME : 54.416		BEST LAP TIME : 54.561		DIFFERENCE : 0.145			
LAP	SECTOR 1	SECTOR 2	LAP TIME	MPH	DIFF	TIME OF DAY	
1 -		22.161	1:02.642	69.41	8.081	12:16:24.111	
2 -	33.178	<b>21.873</b>	55.051	78.99	0.490	12:17:19.162	
3 -	32.777	22.028	54.805 (3)	79.34	0.244	12:18:13.967	
4 -	32.668	22.184	54.852	79.27	0.291	12:19:08.819	
5 -	32.553	22.008	<b>54.561 (1)</b>	<b>79.70</b>		<b>12:20:03.380</b>	
6 -	<b>32.543</b>	22.246	54.789 (2)	79.37	0.228	12:20:58.169	
7 -	33.028	22.160	55.188	78.79	0.627	12:21:53.357	
8 -	33.166	22.613	55.779	77.96	1.218	12:22:49.136	
9 -	32.754	22.171	54.925	79.17	0.364	12:23:44.061	

P15 7		Pete FISHWICK		Yamaha TZR250 - 2T Engineering			
IDEAL LAP TIME : 55.177		BEST LAP TIME : 55.294		DIFFERENCE : 0.117			
LAP	SECTOR 1	SECTOR 2	LAP TIME	MPH	DIFF	TIME OF DAY	
1 -		22.735	1:03.692	68.27	8.398	12:16:25.161	
2 -	33.304	<b>22.069</b>	55.373 (2)	78.53	0.079	12:17:20.534	
3 -	33.161	22.133	<b>55.294 (1)</b>	<b>78.64</b>		<b>12:18:15.828</b>	
4 -	33.238	22.443	55.681	78.09	0.387	12:19:11.509	
5 -	<b>33.108</b>	22.337	55.445 (3)	78.43	0.151	12:20:06.954	
6 -	33.545	22.552	56.097	77.51	0.803	12:21:03.051	
7 -	33.269	22.691	55.960	77.70	0.666	12:21:59.011	
8 -	33.288	22.422	55.710	78.05	0.416	12:22:54.721	
9 -	33.947	22.905	56.852	76.48	1.558	12:23:51.573	

P16 17 C		Dan MILES		Yamaha TZR250 - South East Services Ltd			
IDEAL LAP TIME : 56.390		BEST LAP TIME : 56.390		DIFFERENCE : 0.000			
LAP	SECTOR 1	SECTOR 2	LAP TIME	MPH	DIFF	TIME OF DAY	
1 -		22.836	1:04.601	67.31	8.211	12:16:26.070	
2 -	35.317	23.002	58.319	74.56	1.929	12:17:24.389	
3 -	34.121	22.858	56.979	76.31	0.589	12:18:21.368	
4 -	<b>33.811</b>	22.896	56.707 (2)	76.68	0.317	12:19:18.075	
5 -	34.086	22.803	56.889	76.44	0.499	12:20:14.964	
6 -	34.085	22.657	56.742 (3)	76.63	0.352	12:21:11.706	
7 -	34.169	22.749	56.918	76.40	0.528	12:22:08.624	
8 -	34.122	22.914	57.036	76.24	0.646	12:23:05.660	
9 -	<b>33.811</b>	<b>22.579</b>	<b>56.390 (1)</b>	<b>77.11</b>		<b>12:24:02.050</b>	

# BMCRC - MRO Championships 2023 - Rnd 8 @ Brands Hatch Indy

## DFDS Yamaha Past Masters

### RACE 3 - SECTOR ANALYSIS



SECTOR 1 = FL to I1, SECTOR 2 = I1 to FL, DIFF = Difference To Personal Best Lap, P = Crossed Finish Line in Pit Lane, D = Time Disallowed

P17 72 C		John HAMILTON		Yamaha TZR250 - LW Racing			
IDEAL LAP TIME : 56.405		BEST LAP TIME : 56.408		DIFFERENCE : 0.003			
LAP	SECTOR 1	SECTOR 2	LAP TIME	MPH	DIFF	TIME OF DAY	
1 -		22.672	1:04.701	67.21	8.293	12:16:26.170	
2 -	34.991	22.753	57.744	75.30	1.336	12:17:23.914	
3 -	34.269	22.754	57.023	76.26	0.615	12:18:20.937	
4 -	34.612	22.858	57.470	75.66	1.062	12:19:18.407	
5 -	34.334	22.559	56.893 (3)	76.43	0.485	12:20:15.300	
6 -	34.269	<b>22.501</b>	56.770 (2)	76.60	0.362	12:21:12.070	
7 -	34.331	22.582	56.913	76.40	0.505	12:22:08.983	
8 -	34.373	22.702	57.075	76.19	0.667	12:23:06.058	
9 -	<b>33.904</b>	22.504	<b>56.408 (1)</b>	<b>77.09</b>		<b>12:24:02.466</b>	

P18 333 C		Mark STUBBERFIELD		Yamaha TZR250 - Polished concrete London			
IDEAL LAP TIME : 56.644		BEST LAP TIME : 56.689		DIFFERENCE : 0.045			
LAP	SECTOR 1	SECTOR 2	LAP TIME	MPH	DIFF	TIME OF DAY	
1 -		22.906	1:04.313	67.61	7.624	12:16:25.782	
2 -	35.151	22.899	58.050	74.91	1.361	12:17:23.832	
3 -	34.468	22.940	57.408	75.74	0.719	12:18:21.240	
4 -	34.509	22.908	57.417	75.73	0.728	12:19:18.657	
5 -	34.176	22.886	57.062	76.20	0.373	12:20:15.719	
6 -	34.012	<b>22.815</b>	56.827 (2)	76.52	0.138	12:21:12.546	
7 -	33.899	23.124	57.023 (3)	76.26	0.334	12:22:09.569	
8 -	34.152	22.953	57.105	76.15	0.416	12:23:06.674	
9 -	<b>33.829</b>	22.860	<b>56.689 (1)</b>	<b>76.70</b>		<b>12:24:03.363</b>	

P19 67 C		Mark BAILEY		Yamaha TZR250 - Elite Air conditioning Ltd. Hydroflow plumbing			
IDEAL LAP TIME : 56.606		BEST LAP TIME : 56.741		DIFFERENCE : 0.135			
LAP	SECTOR 1	SECTOR 2	LAP TIME	MPH	DIFF	TIME OF DAY	
1 -		23.088	1:05.413	66.47	8.672	12:16:26.882	
2 -	34.870	22.910	57.780	75.26	1.039	12:17:24.662	
3 -	34.472	22.929	57.401	75.75	0.660	12:18:22.063	
4 -	34.529	22.998	57.527	75.59	0.786	12:19:19.590	
5 -	34.564	22.852	57.416	75.73	0.675	12:20:17.006	
6 -	34.133	22.709	56.842 (2)	76.50	0.101	12:21:13.848	
7 -	34.058	22.887	56.945	76.36	0.204	12:22:10.793	
8 -	<b>33.920</b>	22.821	<b>56.741 (1)</b>	<b>76.63</b>		<b>12:23:07.534</b>	
9 -	34.244	<b>22.686</b>	56.930 (3)	76.38	0.189	12:24:04.464	

P20 52 C		Andy FLUX		Yamaha TZR250 - Mach 1 Automotive LTD			
IDEAL LAP TIME : 56.634		BEST LAP TIME : 56.636		DIFFERENCE : 0.002			
LAP	SECTOR 1	SECTOR 2	LAP TIME	MPH	DIFF	TIME OF DAY	
1 -		23.031	1:05.520	66.37	8.884	12:16:26.989	
2 -	35.409	22.836	58.245	74.66	1.609	12:17:25.234	
3 -	34.465	22.794	57.259	75.94	0.623	12:18:22.493	
4 -	34.629	23.179	57.808	75.22	1.172	12:19:20.301	
5 -	34.596	22.996	57.592	75.50	0.956	12:20:17.893	
6 -	34.415	22.969	57.384	75.78	0.748	12:21:15.277	
7 -	34.480	<b>22.653</b>	57.133 (2)	76.11	0.497	12:22:12.410	
8 -	34.299	22.862	57.161 (3)	76.07	0.525	12:23:09.571	
9 -	<b>33.981</b>	22.655	<b>56.636 (1)</b>	<b>76.78</b>		<b>12:24:06.207</b>	

# BMCRC - MRO Championships 2023 - Rnd 8 @ Brands Hatch Indy

## DFDS Yamaha Past Masters

### RACE 3 - SECTOR ANALYSIS



SECTOR 1 = FL to I1, SECTOR 2 = I1 to FL, DIFF = Difference To Personal Best Lap, P = Crossed Finish Line in Pit Lane, D = Time Disallowed

P21 18		Marc PRENTICE		Yamaha TZR 250 -			
IDEAL LAP TIME : 56.970		BEST LAP TIME : 56.975		DIFFERENCE : 0.005			
LAP	SECTOR 1	SECTOR 2	LAP TIME	MPH	DIFF	TIME OF DAY	
1 -		23.185	1:06.038	65.84	9.063	12:16:27.507	
2 -	34.458	23.075	57.533	75.58	0.558	12:17:25.040	
3 -	34.432	<b>22.904</b>	57.336 (3)	75.84	0.361	12:18:22.376	
4 -	34.424	23.258	57.682	75.38	0.707	12:19:20.058	
5 -	34.471	23.205	57.676	75.39	0.701	12:20:17.734	
6 -	34.303	23.115	57.418	75.73	0.443	12:21:15.152	
7 -	<b>34.066</b>	22.909	<b>56.975 (1)</b>	<b>76.32</b>		<b>12:22:12.127</b>	
8 -	34.183	23.295	57.478	75.65	0.503	12:23:09.605	
9 -	34.195	23.026	57.221 (2)	75.99	0.246	12:24:06.826	

P22 46 C		Kevin MARSHALL		Yamaha TZR250 - Stacey Processing			
IDEAL LAP TIME : 56.274		BEST LAP TIME : 56.409		DIFFERENCE : 0.135			
LAP	SECTOR 1	SECTOR 2	LAP TIME	MPH	DIFF	TIME OF DAY	
1 -		23.248	1:06.856	65.04	10.447	12:16:28.325	
2 -	35.418	23.451	58.869	73.86	2.460	12:17:27.194	
3 -	35.112	23.109	58.221	74.69	1.812	12:18:25.415	
4 -	34.068	23.064	57.132	76.11	0.723	12:19:22.547	
5 -	<b>33.604</b>	23.055	56.659 (2)	76.75	0.250	12:20:19.206	
6 -	33.739	<b>22.670</b>	<b>56.409 (1)</b>	<b>77.09</b>		<b>12:21:15.615</b>	
7 -	34.381	22.851	57.232	75.98	0.823	12:22:12.847	
8 -	34.175	23.100	57.275	75.92	0.866	12:23:10.122	
9 -	33.948	22.872	56.820 (3)	76.53	0.411	12:24:06.942	

P23 73 C		Colvin TURNER		Yamaha TZR250 -			
IDEAL LAP TIME : 58.263		BEST LAP TIME : 59.074		DIFFERENCE : 0.811			
LAP	SECTOR 1	SECTOR 2	LAP TIME	MPH	DIFF	TIME OF DAY	
1 -		<b>22.781</b>	1:06.121	65.76	7.047	12:16:27.590	
2 -	35.941	23.307	59.248 (2)	73.39	0.174	12:17:26.838	
3 -	35.559	23.515	<b>59.074 (1)</b>	<b>73.61</b>		<b>12:18:25.912</b>	
4 -	<b>35.482</b>	23.983	59.465 (3)	73.12	0.391	12:19:25.377	
5 -	36.042	24.210	1:00.252	72.17	1.178	12:20:25.629	
6 -	36.316	24.058	1:00.374	72.02	1.300	12:21:26.003	
7 -	36.689	23.775	1:00.464	71.92	1.390	12:22:26.467	
8 -	36.301	24.189	1:00.490	71.88	1.416	12:23:26.957	

P24 150 R		Stuart MELHUISH		Yamaha TZR250 -			
IDEAL LAP TIME : 1:00.506		BEST LAP TIME : 1:00.706		DIFFERENCE : 0.200			
LAP	SECTOR 1	SECTOR 2	LAP TIME	MPH	DIFF	TIME OF DAY	
1 -		24.231	1:09.444	62.61	8.738	12:16:30.913	
2 -	37.141	24.272	1:01.413	70.80	0.707	12:17:32.326	
3 -	36.887	24.649	1:01.536	70.66	0.830	12:18:33.862	
4 -	37.322	24.344	1:01.666	70.51	0.960	12:19:35.528	
5 -	37.599	24.304	1:01.903	70.24	1.197	12:20:37.431	
6 -	37.005	24.176	1:01.181 (3)	71.07	0.475	12:21:38.612	
7 -	<b>36.572</b>	24.134	<b>1:00.706 (1)</b>	<b>71.63</b>		<b>12:22:39.318</b>	
8 -	36.913	<b>23.934</b>	1:00.847 (2)	71.46	0.141	12:23:40.165	

# BMCR - MRO Championships 2023 - Rnd 8 @ Brands Hatch Indy

## DFDS Yamaha Past Masters

### RACE 3 - SECTOR ANALYSIS



SECTOR 1 = FL to I1, SECTOR 2 = I1 to FL, DIFF = Difference To Personal Best Lap, P = Crossed Finish Line in Pit Lane, D = Time Disallowed

P25 36 C		Phil ZANUTTO		Yamaha TZR250 - Westend garage			
IDEAL LAP TIME : 1:00.403		BEST LAP TIME : 1:00.490		DIFFERENCE : 0.087			
LAP	SECTOR 1	SECTOR 2	LAP TIME	MPH	DIFF	TIME OF DAY	
1 -		24.567	1:10.416	61.75	9.926	12:16:31.885	
2 -	37.467	24.285	1:01.752	70.42	1.262	12:17:33.637	
3 -	37.220	24.657	1:01.877	70.27	1.387	12:18:35.514	
4 -	37.139	24.410	1:01.549	70.65	1.059	12:19:37.063	
5 -	36.882	24.433	1:01.315	70.92	0.825	12:20:38.378	
6 -	36.581	24.259	1:00.840 (2)	71.47	0.350	12:21:39.218	
7 -	<b>36.325</b>	24.165	<b>1:00.490 (1)</b>	<b>71.88</b>		<b>12:22:39.708</b>	
8 -	36.928	<b>24.078</b>	1:01.006 (3)	71.28	0.516	12:23:40.714	

P26 84 R		Bert ELLISON		Yamaha TZR250 -			
IDEAL LAP TIME : 1:00.043		BEST LAP TIME : 1:00.043		DIFFERENCE : 0.000			
LAP	SECTOR 1	SECTOR 2	LAP TIME	MPH	DIFF	TIME OF DAY	
1 -		24.499	1:10.776	61.44	10.733	12:16:32.245	
2 -	38.026	24.411	1:02.437	69.64	2.394	12:17:34.682	
3 -	37.049	24.212	1:01.261	70.98	1.218	12:18:35.943	
4 -	37.148	24.922	1:02.070	70.05	2.027	12:19:38.013	
5 -	36.551	24.096	1:00.647 (2)	71.70	0.604	12:20:38.660	
6 -	37.147	24.102	1:01.249	70.99	1.206	12:21:39.909	
7 -	<b>36.095</b>	<b>23.948</b>	<b>1:00.043 (1)</b>	<b>72.42</b>		<b>12:22:39.952</b>	
8 -	36.855	24.193	1:01.048 (3)	71.23	1.005	12:23:41.000	

P27 100 R		Dan HART		Yamaha TZR250 - www.ypmrc.co.uk			
IDEAL LAP TIME : 1:01.917		BEST LAP TIME : 1:02.322		DIFFERENCE : 0.405			
LAP	SECTOR 1	SECTOR 2	LAP TIME	MPH	DIFF	TIME OF DAY	
1 -		25.035	1:12.903	59.64	10.581	12:16:34.372	
2 -	39.111	24.415	1:03.526	68.45	1.204	12:17:37.898	
3 -	38.435	24.349	1:02.784	69.26	0.462	12:18:40.682	
4 -	<b>37.608</b>	24.714	<b>1:02.322 (1)</b>	<b>69.77</b>		<b>12:19:43.004</b>	
5 -	37.806	24.545	1:02.351 (2)	69.74	0.029	12:20:45.355	
6 -	38.401	<b>24.309</b>	1:02.710	69.34	0.388	12:21:48.065	
7 -	38.155	24.485	1:02.640 (3)	69.42	0.318	12:22:50.705	
8 -	38.219	24.425	1:02.644	69.41	0.322	12:23:53.349	

P28 25 C		Stephen WIMBLE		Yamaha TZR250 - S.B.W Contractor			
IDEAL LAP TIME : 1:02.229		BEST LAP TIME : 1:02.229		DIFFERENCE : 0.000			
LAP	SECTOR 1	SECTOR 2	LAP TIME	MPH	DIFF	TIME OF DAY	
1 -		25.291	1:12.590	59.90	10.361	12:16:34.059	
2 -	37.868	25.780	1:03.648	68.32	1.419	12:17:37.707	
3 -	37.474	25.588	1:03.062 (3)	68.95	0.833	12:18:40.769	
4 -	38.201	25.278	1:03.479	68.50	1.250	12:19:44.248	
5 -	37.775	25.214	1:02.989 (2)	69.03	0.760	12:20:47.237	
6 -	38.230	25.745	1:03.975	67.97	1.746	12:21:51.212	
7 -	<b>37.087</b>	<b>25.142</b>	<b>1:02.229 (1)</b>	<b>69.88</b>		<b>12:22:53.441</b>	
8 -	37.856	26.010	1:03.866	68.08	1.637	12:23:57.307	

P29 81		Scott GRANT		Yamaha TZR250 -			
IDEAL LAP TIME :		BEST LAP TIME :		DIFFERENCE :			
LAP	SECTOR 1	SECTOR 2	LAP TIME	MPH	DIFF	TIME OF DAY	
1 -		<b>21.695</b>	1:00.541	71.82		12:16:22.010	

# BMCRC - MRO Championships 2023 - Rnd 8 @ Brands Hatch Indy

## DFDS Yamaha Past Masters

### RACE 3 - BEST SECTORS

SECTOR 1				SECTOR 2				IDEAL / BEST COMPARISON				
POS	NO	NAME	TIME	NO	NAME	TIME	POS	NO	NAME	IDEAL	BEST	DIFF
									<b>PERFECT LAP</b>	<b>51.317</b>		
1	75	JOHNSON	<b>30.700</b>	51	WHOLEY	<b>20.617</b>	1	75	JOHNSON	51.530	51.530	<b>0.000</b>
2	51	WHOLEY	<b>30.914</b>	75	JOHNSON	<b>20.830</b>	2	51	WHOLEY	51.531	51.675	<b>0.144</b>
3	15	PERKINS	<b>31.484</b>	15	PERKINS	<b>21.338</b>	3	15	PERKINS	52.822	53.118	<b>0.296</b>
4	27	HAYWARD	<b>31.883</b>	61	WELCH	<b>21.401</b>	4	27	HAYWARD	53.298	53.522	<b>0.224</b>
5	57	MOOK	<b>31.950</b>	27	HAYWARD	<b>21.415</b>	5	13	KELMAN	53.432	53.563	<b>0.131</b>
6	13	KELMAN	<b>31.971</b>	13	KELMAN	<b>21.461</b>	6	61	WELCH	53.435	53.583	<b>0.148</b>
7	8	BALL	<b>31.991</b>	8	BALL	<b>21.465</b>	7	8	BALL	53.456	53.456	<b>0.000</b>
8	61	WELCH	<b>32.034</b>	29	CRIPPS	<b>21.473</b>	8	57	MOOK	53.657	53.936	<b>0.279</b>
9	74	WHITBY	<b>32.178</b>	60	GOUGH	<b>21.591</b>	9	29	CRIPPS	53.799	53.799	<b>0.000</b>
10	29	CRIPPS	<b>32.326</b>	4	HALIL	<b>21.624</b>	10	74	WHITBY	53.817	53.885	<b>0.068</b>
11	26	LEE	<b>32.543</b>	74	WHITBY	<b>21.639</b>	11	60	GOUGH	54.142	54.390	<b>0.248</b>
12	60	GOUGH	<b>32.551</b>	81	GRANT	<b>21.695</b>	12	4	HALIL	54.263	54.423	<b>0.160</b>
13	28	McCARTER	<b>32.583</b>	57	MOOK	<b>21.707</b>	13	28	McCARTER	54.331	54.399	<b>0.068</b>
14	4	HALIL	<b>32.639</b>	28	McCARTER	<b>21.748</b>	14	26	LEE	54.416	54.561	<b>0.145</b>
15	7	FISHWICK	<b>33.108</b>	26	LEE	<b>21.873</b>	15	7	FISHWICK	55.177	55.294	<b>0.117</b>
16	46	MARSHALL	<b>33.604</b>	7	FISHWICK	<b>22.069</b>	16	46	MARSHALL	56.274	56.409	<b>0.135</b>
17	17	MILES	<b>33.811</b>	72	HAMILTON	<b>22.501</b>	17	17	MILES	56.390	56.390	<b>0.000</b>
18	333	STUBBERFIELD	<b>33.829</b>	17	MILES	<b>22.579</b>	18	72	HAMILTON	56.405	56.408	<b>0.003</b>
19	72	HAMILTON	<b>33.904</b>	52	FLUX	<b>22.653</b>	19	67	BAILEY	56.606	56.741	<b>0.135</b>
20	67	BAILEY	<b>33.920</b>	46	MARSHALL	<b>22.670</b>	20	52	FLUX	56.634	56.636	<b>0.002</b>
21	52	FLUX	<b>33.981</b>	67	BAILEY	<b>22.686</b>	21	333	STUBBERFIELD	56.644	56.689	<b>0.045</b>
22	18	PRENTICE	<b>34.066</b>	73	TURNER	<b>22.781</b>	22	18	PRENTICE	56.970	56.975	<b>0.005</b>
23	73	TURNER	<b>35.482</b>	333	STUBBERFIELD	<b>22.815</b>	23	73	TURNER	58.263	59.074	<b>0.811</b>
24	84	ELLISON	<b>36.095</b>	18	PRENTICE	<b>22.904</b>	24	84	ELLISON	1:00.043	1:00.043	<b>0.000</b>
25	36	ZANUTTO	<b>36.325</b>	150	MELHUISH	<b>23.934</b>	25	36	ZANUTTO	1:00.403	1:00.490	<b>0.087</b>
26	150	MELHUISH	<b>36.572</b>	84	ELLISON	<b>23.948</b>	26	150	MELHUISH	1:00.506	1:00.706	<b>0.200</b>
27	25	WIMBLE	<b>37.087</b>	36	ZANUTTO	<b>24.078</b>	27	100	HART	1:01.917	1:02.322	<b>0.405</b>
28	100	HART	<b>37.608</b>	100	HART	<b>24.309</b>	28	25	WIMBLE	1:02.229	1:02.229	<b>0.000</b>
29				25	WIMBLE	<b>25.142</b>	29	81	GRANT			

# BMCRC - MRO Championships 2023 - Rnd 8 @ Brands Hatch Indy

## DFDS Yamaha Past Masters

### RACE 3 - STATISTICS

**Competitors Started** 29  
**Planned Start** 2023-09-30 @ 12:00:00.000  
**Actual Start** 2023-09-30 @ 12:15:21.468  
**Finish Time** 2023-09-30 @ 12:23:14.516  
**Track Length** 1.2079mi.  
**Total Laps** 247  
**Total Distance Covered** 298.3625mi.

#### Session Fastest Lap History

NO	CL	NAME	LAP TIME	TIME OF DAY	LAP	VEHICLE
75		Anthony JOHNSON	<b>52.072</b>	12:17:10.807	2	Yamaha TZR250
51		Kevin WHOLEY	<b>51.964</b>	12:18:03.368	3	Yamaha TZR250
75		Anthony JOHNSON	<b>51.781</b>	12:19:46.916	5	Yamaha TZR250
51		Kevin WHOLEY	<b>51.675</b>	12:20:38.985	6	Yamaha TZR250
75		Anthony JOHNSON	<b>51.530</b>	12:23:14.519	9	Yamaha TZR250

#### Session Leader History

NO	CL	NAME	FROM LAP	LAPS LED	DISTANCE	VEHICLE
75		Anthony JOHNSON	1	9	10.87 miles	Yamaha TZR250

#### Flag History

TYPE	TIME OF DAY
GREEN	12:15:21.468
FINISH	12:23:14.516

#### Flag Statistics

TYPE	COUNT	TOTAL LAPS	TOTAL TIME
Green	1	9	8:58.749
Red	0	0	0.000
Safety Car	0	0	0.000
FCY	0	0	0.000

# BMCRC - MRO Championships 2023 - Rnd 8 @ Brands Hatch Indy

## DFDS Yamaha Past Masters

### RACE 3 - STATISTICS

CLASS :

15 Starters

#### Fastest Lap History

NO	NAME	LAP TIME	TIME OF DAY	LAP	VEHICLE
75	Anthony JOHNSON	<b>52.072</b>	12:17:10.807	2	Yamaha TZR250
51	Kevin WHOLEY	<b>51.964</b>	12:18:03.368	3	Yamaha TZR250
75	Anthony JOHNSON	<b>51.781</b>	12:19:46.916	5	Yamaha TZR250
51	Kevin WHOLEY	<b>51.675</b>	12:20:38.985	6	Yamaha TZR250
75	Anthony JOHNSON	<b>51.530</b>	12:23:14.519	9	Yamaha TZR250

#### Leader History

NO	NAME	FROM LAP	LAPS LED	DISTANCE	VEHICLE
75	Anthony JOHNSON	1	9	10.87 miles	Yamaha TZR250

# BMCRC - MRO Championships 2023 - Rnd 8 @ Brands Hatch Indy

## DFDS Yamaha Past Masters

### RACE 3 - STATISTICS

CLASS : C

11 Starters

#### Fastest Lap History

NO	NAME	LAP TIME	TIME OF DAY	LAP	VEHICLE
26	Damian LEE	<b>55.051</b>	12:17:19.172	2	Yamaha TZR250
60	Danny GOUGH	<b>55.021</b>	12:17:19.473	2	Yamaha TZR250
26	Damian LEE	<b>54.805</b>	12:18:13.967	3	Yamaha TZR250
60	Danny GOUGH	<b>54.787</b>	12:18:14.261	3	Yamaha TZR250
26	Damian LEE	<b>54.561</b>	12:20:03.391	5	Yamaha TZR250
60	Danny GOUGH	<b>54.446</b>	12:20:03.514	5	Yamaha TZR250
60	Danny GOUGH	<b>54.390</b>	12:21:52.670	7	Yamaha TZR250

#### Leader History

NO	NAME	FROM LAP	LAPS LED	DISTANCE	VEHICLE
26	Damian LEE	1	6	7.24 miles	Yamaha TZR250
60	Danny GOUGH	7	3	3.62 miles	Yamaha TZR250



# BMCRC - MRO Championships 2023 - Rnd 8 @ Brands Hatch Indy

## DFDS Yamaha Past Masters

### RACE 3 - STATISTICS

**CLASS : R**

**3 Starters**

#### Fastest Lap History

NO	NAME	LAP TIME	TIME OF DAY	LAP	VEHICLE
150	Stuart MELHUISH	1:01.413	12:17:32.333	2	Yamaha TZR250
84	Bert ELLISON	1:01.261	12:18:35.971	3	Yamaha TZR250
84	Bert ELLISON	1:00.647	12:20:38.690	5	Yamaha TZR250
84	Bert ELLISON	1:00.043	12:22:40.027	7	Yamaha TZR250

#### Leader History

NO	NAME	FROM LAP	LAPS LED	DISTANCE	VEHICLE
150	Stuart MELHUISH	1	8	9.66 miles	Yamaha TZR250

**BMCRC - MRO Championships 2023 - Rnd 8 @ Brands Hatch Indy**
**DFDS Yamaha Past Masters**
**RACE 14 - GRID (9 Laps)**

ROW 10	30   199   Michael FROST   1:02.322	29   100   Dan HART   1:02.229	28   25   Stephen WIMBLE
ROW 9	27   150   Stuart MELHUIISH   1:00.706	26   36   Phil ZANUTTO   1:00.490	25   84   Bert ELLISON   1:00.043
ROW 8	24   73   Colvin TURNER   59.074	23   18   Marc PRENTICE   56.975	22   67   Mark BAILEY   56.741
ROW 7	21   333   Mark STUBBERFIELD   56.689	20   52   Andy FLUX   56.636	19   46   Kevin MARSHALL   56.409
ROW 6	18   72   John HAMILTON   56.408	17   17   Dan MILES   56.390	16   7   Pete FISHWICK   55.294
ROW 5	15   26   Damian LEE   54.561	14   4   Denis HALIL   54.423	13   28   Liam McCARTER   54.399
ROW 4	12   81   Scott GRANT   54.390	11   60   Danny GOUGH   53.936	10   57   Geoff MOOK
ROW 3	9   74   Paul WHITBY   53.885	8   29   Derek CRIPPS   53.799	7   61   Paul WELCH   53.583
ROW 2	6   13   Jamie KELMAN   53.563	5   27   Richard HAYWARD   53.522	4   8   David BALL   53.456
ROW 1	3   15   Billy PERKINS   53.118	2   51   Kevin WHOLEY   51.675	1   75   Anthony JOHNSON   51.530
<b>Pole</b>			

Brands Hatch Indy: 1.2079 miles

These results are provisional until the conclusion of any judicial and technical matters.

Clerk Of Course :

Stewards :

Timekeeper :

*Craig Smith*

 Results can be found at [www.tsl-timing.com](http://www.tsl-timing.com)

Printed - 12:27 Saturday, 30 September 2023



**BMCRC - MRO Championships 2023 - Rnd 8 @ Brands Hatch Indy**
**DFDS Yamaha Past Masters**
**RACE 14 - CLASSIFICATION**

POS	NO	CL	PIC NAME	ENTRY	LAPS	TIME	GAP	DIFF	MPH	BEST	ON
1	75		1 Anthony JOHNSON	Yamaha TZR250 - INTA MOTORCYCLE SERVICE!	6	5:18.124			82.01	51.985	3
2	51		2 Kevin WHOLEY	Yamaha TZR250 - Twistgrip Motorcycles	6	5:19.340	1.216	1.216	81.70	51.689	4
3	8		3 David BALL	Yamaha TZR250 - Gardiner Page and Roe pension	6	5:31.408	13.284	12.068	78.72	54.108	6
4	27		4 Richard HAYWARD	Yamaha TZR250 - GForce/Hayward R Ltd/SnapOn	6	5:31.647	13.523	0.239	78.67	54.028	6
5	74		5 Paul WHITBY	Yamaha TZR250 - Greybridge Ltd	6	5:32.171	14.047	0.524	78.54	54.023	3
6	57		6 Geoff MOOK	Yamaha TZR250 -	6	5:35.719	17.595	3.548	77.71	54.230	2
7	29		7 Derek CRIPPS	Yamaha TZR250 - Team FBR	6	5:35.809	17.685	0.090	77.69	54.334	4
8	4		8 Denis HALIL	Yamaha TZR250 - D & A AUTOS	6	5:37.170	19.046	1.361	77.38	54.695	3
9	81		9 Scott GRANT	Yamaha TZR250 -	6	5:37.566	19.442	0.396	77.29	54.370	6
10	26	C	1 Damian LEE	Yamaha TZR250 - Leed Autos	6	5:38.633	20.509	1.067	77.04	54.599	3
11	28		10 Liam McCARTER	Yamaha TZR250 - Katie McCarter	6	5:38.825	20.701	0.192	77.00	54.914	6
12	7		11 Pete FISHWICK	Yamaha TZR250 - 2T Engineering	6	5:41.385	23.261	2.560	76.42	55.269	3
13	60	C	2 Danny GOUGH	Yamaha TZR250 - G Force Motorcycles	6	5:41.765	23.641	0.380	76.34	55.287	4
14	52	C	3 Andy FLUX	Yamaha TZR250 - Mach 1 Automotive LTD	6	5:46.654	28.530	4.889	75.26	56.136	3
15	72	C	4 John HAMILTON	Yamaha TZR250 - LW Racing	6	5:47.235	29.111	0.581	75.14	55.990	3
16	17	C	5 Dan MILES	Yamaha TZR250 - South East Services Ltd	6	5:47.392	29.268	0.157	75.10	55.834	4
17	18		12 Marc PRENTICE	Yamaha TZR 250 -	6	5:48.333	30.209	0.941	74.90	56.522	2
18	67	C	6 Mark BAILEY	Yamaha TZR250 - Elite Air conditioning Ltd. Hydrofl	6	5:55.227	37.103	6.894	73.45	57.622	3
19	46	C	7 Kevin MARSHALL	Yamaha TZR250 - Stacey Processing	6	5:55.331	37.207	0.104	73.42	57.388	3
20	73	C	8 Colvin TURNER	Yamaha TZR250 -	5	5:14.778	1 Lap	1 Lap	69.07	1:00.496	2
21	36	C	9 Phil ZANUTTO	Yamaha TZR250 - Westend garage	5	5:17.021	1 Lap	2.243	68.58	1:00.450	5
22	150	R	1 Stuart MELHUISH	Yamaha TZR250 -	5	5:18.447	1 Lap	1.426	68.27	1:00.219	5
23	84	R	2 Bert ELLISON	Yamaha TZR250 -	5	5:18.596	1 Lap	0.149	68.24	1:00.523	4
24	25	C	10 Stephen WIMBLE	Yamaha TZR250 - S.B.W Contractor	5	5:21.758	1 Lap	3.162	67.57	1:01.962	4
25	100	R	3 Dan HART	Yamaha TZR250 - www.ypmrc.co.uk	5	5:21.844	1 Lap	0.086	67.55	1:01.494	4

**NOT CLASSIFIED**

DNF	13		Jamie KELMAN	Yamaha TZR250 - Phased Out Racing /TSR vapour	6	5:31.933	13.809	0.000	78.60	54.434	6
DNF	15		Billy PERKINS	Yamaha TZR250 - Ashford tarmac / Barking mad at	6	5:32.088	13.964	0.155	78.56	53.550	6
DNF	61		Paul WELCH	Yamaha TZR250 -	6	5:32.227	14.103	0.139	78.53	53.731	3
DNF	333	C	Mark STUBBERFIELD	Yamaha TZR250 - Polished concrete London	0						

**FASTEST LAP**

51			Kevin WHOLEY	Yamaha TZR250 - Twistgrip Motorcycles	4	51.689		84.13 mph		135.39 kph	
26	C		Damian LEE	Yamaha TZR250 - Leed Autos	3	54.599		79.64 mph		128.17 kph	
150	R		Stuart MELHUISH	Yamaha TZR250 -	5	1:00.219		72.21 mph		116.21 kph	

**Class - 92.5% of Race Speed = 75.85 mph**
**Class C - 92.5% of Race Speed = 71.26 mph**
**Class R - 92.5% of Race Speed = 63.14 mph**
**Red Flag (end of session): 15:40**

Race Distance: 6 Laps / 7.24 miles

Brands Hatch Indy: 1.2079 miles

Date: 30/09/2023 Start: 15:34 Finish: 15:39

**Weather / Track : Cloudy / Dry**
**These results are provisional until the conclusion of any judicial and technical matters.**

Clerk Of Course :	Stewards :	Timekeeper : <i>Craig Smith</i>
-------------------	------------	------------------------------------

 Results can be found at [www.tsl-timing.com](http://www.tsl-timing.com)

Printed - 15:47 Saturday, 30 September 2023



# BMCRC - MRO Championships 2023 - Rnd 8 @ Brands Hatch Indy

## DFDS Yamaha Past Masters

### RACE 14 - LAP CHART

LAP 1 @ 15:35:17.946			LAP 3 @ 15:37:02.221			LAP 5 @ 15:38:46.669		
NO	BEHIND	LAP TIME	NO	BEHIND	LAP TIME	NO	BEHIND	LAP TIME
75		57.190	75		51.985	51		51.999
51	0.247	57.437	51	0.760	51.900	75	0.054	52.270
13	1.820	59.010	13	6.658	54.641	8	11.387	54.550
8	2.473	59.663	8	6.751	54.284	13	11.586	54.534
27	2.619	59.809	27	7.011	54.321	61	11.682	54.421
74	3.008	1:00.198	74	7.198	54.023	27	11.706	54.473
61	3.414	1:00.604	61	7.243	53.731	74	11.763	54.385
15	4.323	1:01.513	15	7.600	53.830	15	12.625	55.081
57	4.959	1:02.149	57	9.508	54.594	57	14.434	54.835
29	5.139	1:02.329	29	10.026	54.591	29	14.640	54.728
81	5.373	1:02.563	4	11.288	54.695	4	16.496	54.880
28	5.786	1:02.976	26	11.912	54.599	81	17.283	54.717
4	5.795	1:02.985	81	12.226	54.516	26	17.620	55.081
26	6.207	1:03.397	28	12.247	55.183	28	17.998	55.148
7	6.375	1:03.565	7	13.362	55.269	7	19.915	55.656
52	6.919	1:04.109	60	13.517	55.347	60	20.108	55.752
60	7.012	1:04.202	72	15.093	55.990	52	24.358	56.557
72	7.336	1:04.526	52	15.589	56.136	72	24.457	57.163
18	7.426	1:04.616	18	16.734	57.061	17	24.593	56.193
67	7.951	1:05.141	17	17.014	56.659	18	25.788	56.900
46	8.224	1:05.414	67	18.964	57.622	67	31.445	58.363
17	8.456	1:05.646	46	19.181	57.388	46	31.528	58.235
73	11.431	1:08.621	73	28.903	1:01.251	73	48.865	1:02.512
25	15.217	1:12.407	36	34.534	1:01.009	36	51.108	1:00.450
150	15.242	1:12.432	150	35.570	1:02.016			
100	15.794	1:12.984	84	35.997	1:01.577			
36	16.372	1:13.562	25	36.194	1:02.767			
84	17.047	1:14.237	100	36.696	1:02.559			

LAP 6 @ 15:39:38.880		
NO	BEHIND	LAP TIME
75		52.157
150	1 Lap	1:00.219
84	1 Lap	1:00.611
51	1.216	53.427
25	1 Lap	1:02.137
100	1 Lap	1:02.189
8	13.284	54.108
27	13.523	54.028
13	13.809	54.434
15	13.964	53.550
74	14.047	54.495
61	14.103	54.632
57	17.595	55.372
29	17.685	55.256
4	19.046	54.761
81	19.442	54.370
26	20.509	55.100
28	20.701	54.914
7	23.261	55.557
60	23.641	55.744
52	28.530	56.383
72	29.111	56.865
17	29.268	56.886
18	30.209	56.632
67	37.103	57.869
46	37.207	57.890

LAP 2 @ 15:36:10.236			LAP 4 @ 15:37:54.453		
NO	BEHIND	LAP TIME	NO	BEHIND	LAP TIME
75		52.290	75		52.232
51	0.845	52.888	51	0.217	51.689
13	4.002	54.472	8	9.053	54.534
8	4.452	54.269	13	9.268	54.842
27	4.675	54.346	27	9.449	54.670
74	5.160	54.442	61	9.477	54.466
61	5.497	54.373	74	9.594	54.628
15	5.755	53.722	15	9.760	54.392
57	6.899	54.230	57	11.815	54.539
29	7.420	54.571	29	12.128	54.334
4	8.578	55.073	4	13.832	54.776
28	9.049	55.553	26	14.755	55.075
26	9.298	55.381	81	14.782	54.788
81	9.695	56.612	28	15.066	55.051
7	10.078	55.993	7	16.475	55.345
60	10.155	55.433	60	16.572	55.287
72	11.088	56.042	72	19.510	56.649
52	11.438	56.809	52	20.017	56.660
18	11.658	56.522	17	20.616	55.834
17	12.340	56.174	18	21.104	56.602
67	13.327	57.666	67	25.298	58.566
46	13.778	57.844	46	25.509	58.560
73	19.637	1:00.496	73	38.569	1:01.898
25	25.412	1:02.485	36	42.874	1:00.572
36	25.510	1:01.428	84	44.288	1:00.523
150	25.539	1:02.587	150	44.531	1:01.193
100	26.122	1:02.618	25	45.924	1:01.962
84	26.405	1:01.648	100	45.958	1:01.494

# BMCRC - MRO Championships 2023 - Rnd 8 @ Brands Hatch Indy

## DFDS Yamaha Past Masters

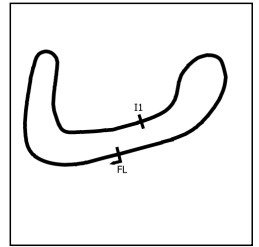
### RACE 14 - POSITION CHART

No	Name	Lap Pos	Lap					
			1	2	3	4	5	6
75	JOHNSON	1	75	75	75	75	51	75
51	WHOLEY	2	51	51	51	51	75	51
15	PERKINS	3	13	13	13	8	8	8
8	BALL	4	8	8	8	13	13	27
27	HAYWARD	5	27	27	27	27	61	13
13	KELMAN	6	74	74	74	61	27	15
61	WELCH	7	61	61	61	74	74	74
29	CRIPPS	8	15	15	15	15	15	61
74	WHITBY	9	57	57	57	57	57	57
57	MOOK	10	29	29	29	29	29	29
60	GOUGH	11	81	4	4	4	4	4
81	GRANT	12	28	28	26	26	81	81
28	McCARTER	13	4	26	81	81	26	26
4	HALIL	14	26	81	28	28	28	28
26	LEE	15	7	7	7	7	7	7
7	FISHWICK	16	52	60	60	60	60	60
17	MILES	17	60	72	72	72	52	52
72	HAMILTON	18	72	52	52	52	72	72
46	MARSHALL	19	18	18	18	17	17	17
52	FLUX	20	67	17	17	18	18	18
333	STUBBERFIELD	21	46	67	67	67	67	67
67	BAILEY	22	17	46	46	46	46	46
18	PRENTICE	23	73	73	73	73	73	73
73	TURNER	24	25	25	36	36	36	36
84	ELLISON	25	150	36	150	84	150	150
36	ZANUTTO	26	100	150	84	150	84	84
150	MELHUIHSH	27	36	100	25	25	25	25
25	WIMBLE	28	84	84	100	100	100	100
100	HART	29						

# BMCRC - MRO Championships 2023 - Rnd 8 @ Brands Hatch Indy

## DFDS Yamaha Past Masters

### RACE 14 - SECTOR ANALYSIS



SECTOR 1 = FL to I1, SECTOR 2 = I1 to FL, DIFF = Difference To Personal Best Lap, P = Crossed Finish Line in Pit Lane, D = Time Disallowed

P1 75		Anthony JOHNSON		Yamaha TZR250 - INTA MOTORCYCLE SERVICES LTD		
IDEAL LAP TIME : 51.772		BEST LAP TIME : 51.985		DIFFERENCE : 0.213		
LAP	SECTOR 1	SECTOR 2	LAP TIME	MPH	DIFF	TIME OF DAY
1 -		21.146	57.190	76.03	5.205	15:35:17.946
2 -	31.316	<b>20.974</b>	52.290	83.16	0.305	15:36:10.236
3 -	30.979	21.006	<b>51.985 (1)</b>	<b>83.65</b>		<b>15:37:02.221</b>
4 -	31.098	21.134	52.232 (3)	83.25	0.247	15:37:54.453
5 -	31.129	21.141	52.270	83.19	0.285	15:38:46.723
6 -	<b>30.798</b>	21.359	52.157 (2)	83.37	0.172	15:39:38.880

P2 51		Kevin WHOLEY		Yamaha TZR250 - Twistgrip Motorcycles		
IDEAL LAP TIME : 51.652		BEST LAP TIME : 51.689		DIFFERENCE : 0.037		
LAP	SECTOR 1	SECTOR 2	LAP TIME	MPH	DIFF	TIME OF DAY
1 -		20.816	57.437	75.70	5.748	15:35:18.193
2 -	31.940	20.948	52.888	82.22	1.199	15:36:11.081
3 -	31.159	<b>20.741</b>	51.900 (2)	83.78	0.211	15:37:02.981
4 -	<b>30.911</b>	20.778	<b>51.689 (1)</b>	<b>84.13</b>		<b>15:37:54.670</b>
5 -	31.257	20.742	51.999 (3)	83.62	0.310	15:38:46.669
6 -	31.277	22.150	53.427	81.39	1.738	15:39:40.096

P3 8		David BALL		Yamaha TZR250 - Gardiner Page and Roe pension consultants		
IDEAL LAP TIME : 53.713		BEST LAP TIME : 54.108		DIFFERENCE : 0.395		
LAP	SECTOR 1	SECTOR 2	LAP TIME	MPH	DIFF	TIME OF DAY
1 -		21.966	59.663	72.88	5.555	15:35:20.419
2 -	32.670	<b>21.599</b>	54.269 (2)	80.13	0.161	15:36:14.688
3 -	32.434	21.850	54.284 (3)	80.10	0.176	15:37:08.972
4 -	32.609	21.925	54.534	79.74	0.426	15:38:03.506
5 -	32.497	22.053	54.550	79.71	0.442	15:38:58.056
6 -	<b>32.114</b>	21.994	<b>54.108 (1)</b>	<b>80.36</b>		<b>15:39:52.164</b>

P4 27		Richard HAYWARD		Yamaha TZR250 - GForce/Hayward R Ltd/SnapOn		
IDEAL LAP TIME : 53.618		BEST LAP TIME : 54.028		DIFFERENCE : 0.410		
LAP	SECTOR 1	SECTOR 2	LAP TIME	MPH	DIFF	TIME OF DAY
1 -		21.608	59.809	72.70	5.781	15:35:20.565
2 -	32.763	<b>21.583</b>	54.346 (3)	80.01	0.318	15:36:14.911
3 -	32.448	21.873	54.321 (2)	80.05	0.293	15:37:09.232
4 -	32.638	22.032	54.670	79.54	0.642	15:38:03.902
5 -	32.520	21.953	54.473	79.83	0.445	15:38:58.375
6 -	<b>32.035</b>	21.993	<b>54.028 (1)</b>	<b>80.48</b>		<b>15:39:52.403</b>

P5 74		Paul WHITBY		Yamaha TZR250 - Greybridge Ltd		
IDEAL LAP TIME : 53.876		BEST LAP TIME : 54.023		DIFFERENCE : 0.147		
LAP	SECTOR 1	SECTOR 2	LAP TIME	MPH	DIFF	TIME OF DAY
1 -		21.707	1:00.198	72.23	6.175	15:35:20.954
2 -	32.849	21.593	54.442 (3)	79.87	0.419	15:36:15.396
3 -	<b>32.301</b>	21.722	<b>54.023 (1)</b>	<b>80.49</b>		<b>15:37:09.419</b>
4 -	33.053	<b>21.575</b>	54.628	79.60	0.605	15:38:04.047
5 -	32.756	21.629	54.385 (2)	79.95	0.362	15:38:58.432
6 -	32.777	21.718	54.495	79.79	0.472	15:39:52.927

P6 57		Geoff MOOK		Yamaha TZR250 -		
IDEAL LAP TIME : 54.171		BEST LAP TIME : 54.230		DIFFERENCE : 0.059		
LAP	SECTOR 1	SECTOR 2	LAP TIME	MPH	DIFF	TIME OF DAY
1 -		22.288	1:02.149	69.96	7.919	15:35:22.905
2 -	32.509	<b>21.721</b>	<b>54.230 (1)</b>	<b>80.18</b>		<b>15:36:17.135</b>
3 -	32.669	21.925	54.594 (3)	79.65	0.364	15:37:11.729
4 -	<b>32.450</b>	22.089	54.539 (2)	79.73	0.309	15:38:06.268
5 -	32.694	22.141	54.835	79.30	0.605	15:39:01.103
6 -	33.037	22.335	55.372	78.53	1.142	15:39:56.475

# BMCRC - MRO Championships 2023 - Rnd 8 @ Brands Hatch Indy

## DFDS Yamaha Past Masters

### RACE 14 - SECTOR ANALYSIS



SECTOR 1 = FL to I1, SECTOR 2 = I1 to FL, DIFF = Difference To Personal Best Lap, P = Crossed Finish Line in Pit Lane, D = Time Disallowed

P7 29		Derek CRIPPS		Yamaha TZR250 - Team FBR		
IDEAL LAP TIME : 54.264		BEST LAP TIME : 54.334		DIFFERENCE : 0.070		
LAP	SECTOR 1	SECTOR 2	LAP TIME	MPH	DIFF	TIME OF DAY
1 -		22.553	1:02.329	69.76	7.995	15:35:23.085
2 -	32.810	<b>21.761</b>	54.571 (2)	79.68	0.237	15:36:17.656
3 -	32.734	21.857	54.591 (3)	79.65	0.257	15:37:12.247
4 -	<b>32.503</b>	21.831	<b>54.334 (1)</b>	<b>80.03</b>		<b>15:38:06.581</b>
5 -	32.692	22.036	54.728	79.45	0.394	15:39:01.309
6 -	32.962	22.294	55.256	78.69	0.922	15:39:56.565

P8 4		Denis HALIL		Yamaha TZR250 - D & A AUTOS		
IDEAL LAP TIME : 54.431		BEST LAP TIME : 54.695		DIFFERENCE : 0.264		
LAP	SECTOR 1	SECTOR 2	LAP TIME	MPH	DIFF	TIME OF DAY
1 -		22.410	1:02.985	69.04	8.290	15:35:23.741
2 -	33.195	21.878	55.073	78.96	0.378	15:36:18.814
3 -	32.916	<b>21.779</b>	<b>54.695 (1)</b>	<b>79.50</b>		<b>15:37:13.509</b>
4 -	<b>32.652</b>	22.124	54.776 (3)	79.38	0.081	15:38:08.285
5 -	32.968	21.912	54.880	79.23	0.185	15:39:03.165
6 -	32.861	21.900	54.761 (2)	79.41	0.066	15:39:57.926

P9 81		Scott GRANT		Yamaha TZR250 -		
IDEAL LAP TIME : 54.370		BEST LAP TIME : 54.370		DIFFERENCE : 0.000		
LAP	SECTOR 1	SECTOR 2	LAP TIME	MPH	DIFF	TIME OF DAY
1 -		22.706	1:02.563	69.50	8.193	15:35:23.319
2 -	34.262	22.350	56.612	76.81	2.242	15:36:19.931
3 -	32.531	21.985	54.516 (2)	79.76	0.146	15:37:14.447
4 -	32.521	22.267	54.788	79.37	0.418	15:38:09.235
5 -	32.534	22.183	54.717 (3)	79.47	0.347	15:39:03.952
6 -	<b>32.417</b>	<b>21.953</b>	<b>54.370 (1)</b>	<b>79.98</b>		<b>15:39:58.322</b>

P10 26 C		Damian LEE		Yamaha TZR250 - Leed Autos		
IDEAL LAP TIME : 54.501		BEST LAP TIME : 54.599		DIFFERENCE : 0.098		
LAP	SECTOR 1	SECTOR 2	LAP TIME	MPH	DIFF	TIME OF DAY
1 -		22.645	1:03.397	68.59	8.798	15:35:24.153
2 -	33.142	22.239	55.381	78.52	0.782	15:36:19.534
3 -	32.658	<b>21.941</b>	<b>54.599 (1)</b>	<b>79.64</b>		<b>15:37:14.133</b>
4 -	<b>32.560</b>	22.515	55.075 (2)	78.95	0.476	15:38:09.208
5 -	32.829	22.252	55.081 (3)	78.94	0.482	15:39:04.289
6 -	32.776	22.324	55.100	78.92	0.501	15:39:59.389

P11 28		Liam McCARTER		Yamaha TZR250 - Katie McCarter		
IDEAL LAP TIME : 54.729		BEST LAP TIME : 54.914		DIFFERENCE : 0.185		
LAP	SECTOR 1	SECTOR 2	LAP TIME	MPH	DIFF	TIME OF DAY
1 -		22.636	1:02.976	69.05	8.062	15:35:23.732
2 -	33.589	<b>21.964</b>	55.553	78.27	0.639	15:36:19.285
3 -	33.005	22.178	55.183	78.80	0.269	15:37:14.468
4 -	32.824	22.227	55.051 (2)	78.99	0.137	15:38:09.519
5 -	32.881	22.267	55.148 (3)	78.85	0.234	15:39:04.667
6 -	<b>32.765</b>	22.149	<b>54.914 (1)</b>	<b>79.18</b>		<b>15:39:59.581</b>

P12 7		Pete FISHWICK		Yamaha TZR250 - 2T Engineering		
IDEAL LAP TIME : 55.072		BEST LAP TIME : 55.269		DIFFERENCE : 0.197		
LAP	SECTOR 1	SECTOR 2	LAP TIME	MPH	DIFF	TIME OF DAY
1 -		22.466	1:03.565	68.41	8.296	15:35:24.321
2 -	33.749	22.244	55.993	77.66	0.724	15:36:20.314
3 -	33.107	<b>22.162</b>	<b>55.269 (1)</b>	<b>78.68</b>		<b>15:37:15.583</b>
4 -	<b>32.910</b>	22.435	55.345 (2)	78.57	0.076	15:38:10.928
5 -	33.331	22.325	55.656	78.13	0.387	15:39:06.584
6 -	33.004	22.553	55.557 (3)	78.27	0.288	15:40:02.141

# BMCRC - MRO Championships 2023 - Rnd 8 @ Brands Hatch Indy

## DFDS Yamaha Past Masters

### RACE 14 - SECTOR ANALYSIS



SECTOR 1 = FL to I1, SECTOR 2 = I1 to FL, DIFF = Difference To Personal Best Lap, P = Crossed Finish Line in Pit Lane, D = Time Disallowed

P13 60 C		Danny GOUGH		Yamaha TZR250 - G Force Motorcycles			
IDEAL LAP TIME : 55.037		BEST LAP TIME : 55.287		DIFFERENCE : 0.250			
LAP	SECTOR 1	SECTOR 2	LAP TIME	MPH	DIFF	TIME OF DAY	
1 -		22.841	1:04.202	67.73	8.915	15:35:24.958	
2 -	33.370	22.063	55.433 (3)	78.44	0.146	15:36:20.391	
3 -	33.313	<b>22.034</b>	55.347 (2)	78.56	0.060	15:37:15.738	
4 -	<b>33.003</b>	22.284	<b>55.287 (1)</b>	<b>78.65</b>		<b>15:38:11.025</b>	
5 -	33.459	22.293	55.752	77.99	0.465	15:39:06.777	
6 -	33.397	22.347	55.744	78.01	0.457	15:40:02.521	

P14 52 C		Andy FLUX		Yamaha TZR250 - Mach 1 Automotive LTD			
IDEAL LAP TIME : 56.041		BEST LAP TIME : 56.136		DIFFERENCE : 0.095			
LAP	SECTOR 1	SECTOR 2	LAP TIME	MPH	DIFF	TIME OF DAY	
1 -		22.872	1:04.109	67.83	7.973	15:35:24.865	
2 -	34.269	<b>22.540</b>	56.809	76.54	0.673	15:36:21.674	
3 -	<b>33.501</b>	22.635	<b>56.136 (1)</b>	<b>77.46</b>		<b>15:37:17.810</b>	
4 -	34.116	22.544	56.660	76.74	0.524	15:38:14.470	
5 -	33.780	22.777	56.557 (3)	76.88	0.421	15:39:11.027	
6 -	33.702	22.681	56.383 (2)	77.12	0.247	15:40:07.410	

P15 72 C		John HAMILTON		Yamaha TZR250 - LW Racing			
IDEAL LAP TIME : 55.930		BEST LAP TIME : 55.990		DIFFERENCE : 0.060			
LAP	SECTOR 1	SECTOR 2	LAP TIME	MPH	DIFF	TIME OF DAY	
1 -		22.882	1:04.526	67.39	8.536	15:35:25.282	
2 -	33.671	<b>22.371</b>	56.042 (2)	77.59	0.052	15:36:21.324	
3 -	<b>33.559</b>	22.431	<b>55.990 (1)</b>	<b>77.66</b>		<b>15:37:17.314</b>	
4 -	33.930	22.719	56.649 (3)	76.76	0.659	15:38:13.963	
5 -	34.311	22.852	57.163	76.07	1.173	15:39:11.126	
6 -	34.384	22.481	56.865	76.47	0.875	15:40:07.991	

P16 17 C		Dan MILES		Yamaha TZR250 - South East Services Ltd			
IDEAL LAP TIME : 55.834		BEST LAP TIME : 55.834		DIFFERENCE : 0.000			
LAP	SECTOR 1	SECTOR 2	LAP TIME	MPH	DIFF	TIME OF DAY	
1 -		23.197	1:05.646	66.24	9.812	15:35:26.402	
2 -	33.726	22.448	56.174 (2)	77.41	0.340	15:36:22.576	
3 -	33.679	22.980	56.659	76.75	0.825	15:37:19.235	
4 -	<b>33.436</b>	<b>22.398</b>	<b>55.834 (1)</b>	<b>77.88</b>		<b>15:38:15.069</b>	
5 -	33.562	22.631	56.193 (3)	77.38	0.359	15:39:11.262	
6 -	34.373	22.513	56.886	76.44	1.052	15:40:08.148	

P17 18		Marc PRENTICE		Yamaha TZR 250 -			
IDEAL LAP TIME : 56.483		BEST LAP TIME : 56.522		DIFFERENCE : 0.039			
LAP	SECTOR 1	SECTOR 2	LAP TIME	MPH	DIFF	TIME OF DAY	
1 -		23.025	1:04.616	67.29	8.094	15:35:25.372	
2 -	33.873	<b>22.649</b>	<b>56.522 (1)</b>	<b>76.93</b>		<b>15:36:21.894</b>	
3 -	34.142	22.919	57.061	76.20	0.539	15:37:18.955	
4 -	33.908	22.694	56.602 (2)	76.82	0.080	15:38:15.557	
5 -	33.866	23.034	56.900	76.42	0.378	15:39:12.457	
6 -	<b>33.834</b>	22.798	56.632 (3)	76.78	0.110	15:40:09.089	

P18 67 C		Mark BAILEY		Yamaha TZR250 - Elite Air conditioning Ltd. Hydroflow plumbing			
IDEAL LAP TIME : 57.444		BEST LAP TIME : 57.622		DIFFERENCE : 0.178			
LAP	SECTOR 1	SECTOR 2	LAP TIME	MPH	DIFF	TIME OF DAY	
1 -		23.029	1:05.141	66.75	7.519	15:35:25.897	
2 -	34.790	<b>22.876</b>	57.666 (2)	75.41	0.044	15:36:23.563	
3 -	34.672	22.950	<b>57.622 (1)</b>	<b>75.46</b>		<b>15:37:21.185</b>	
4 -	35.098	23.468	58.566	74.25	0.944	15:38:19.751	
5 -	34.860	23.503	58.363	74.50	0.741	15:39:18.114	
6 -	<b>34.568</b>	23.301	57.869 (3)	75.14	0.247	15:40:15.983	



# BMCRC - MRO Championships 2023 - Rnd 8 @ Brands Hatch Indy

## DFDS Yamaha Past Masters

### RACE 14 - SECTOR ANALYSIS



SECTOR 1 = FL to I1, SECTOR 2 = I1 to FL, DIFF = Difference To Personal Best Lap, P = Crossed Finish Line in Pit Lane, D = Time Disallowed

P19 46 C		Kevin MARSHALL		Yamaha TZR250 - Stacey Processing		
IDEAL LAP TIME : 57.245		BEST LAP TIME : 57.388		DIFFERENCE : 0.143		
LAP	SECTOR 1	SECTOR 2	LAP TIME	MPH	DIFF	TIME OF DAY
1 -		23.064	1:05.414	66.47	8.026	15:35:26.170
2 -	35.009	<b>22.835</b>	57.844 (2)	75.17	0.456	15:36:24.014
3 -	<b>34.410</b>	22.978	<b>57.388 (1)</b>	<b>75.77</b>		<b>15:37:21.402</b>
4 -	35.112	23.448	58.560	74.25	1.172	15:38:19.962
5 -	34.857	23.378	58.235	74.67	0.847	15:39:18.197
6 -	34.696	23.194	57.890 (3)	75.11	0.502	15:40:16.087

P20 73 C		Colvin TURNER		Yamaha TZR250 -		
IDEAL LAP TIME : 59.972		BEST LAP TIME : 1:00.496		DIFFERENCE : 0.524		
LAP	SECTOR 1	SECTOR 2	LAP TIME	MPH	DIFF	TIME OF DAY
1 -		<b>23.971</b>	1:08.621	63.37	8.125	15:35:29.377
2 -	<b>36.001</b>	24.495	<b>1:00.496 (1)</b>	<b>71.88</b>		<b>15:36:29.873</b>
3 -	36.999	24.252	1:01.251 (2)	70.99	0.755	15:37:31.124
4 -	37.166	24.732	1:01.898 (3)	70.25	1.402	15:38:33.022
5 -	37.298	25.214	1:02.512	69.56	2.016	15:39:35.534

P21 36 C		Phil ZANUTTO		Yamaha TZR250 - Westend garage		
IDEAL LAP TIME : 1:00.450		BEST LAP TIME : 1:00.450		DIFFERENCE : 0.000		
LAP	SECTOR 1	SECTOR 2	LAP TIME	MPH	DIFF	TIME OF DAY
1 -		24.830	1:13.562	59.11	13.112	15:35:34.318
2 -	36.997	24.431	1:01.428	70.79	0.978	15:36:35.746
3 -	36.829	24.180	1:01.009 (3)	71.27	0.559	15:37:36.755
4 -	36.458	24.114	1:00.572 (2)	71.79	0.122	15:38:37.327
5 -	<b>36.443</b>	<b>24.007</b>	<b>1:00.450 (1)</b>	<b>71.93</b>		<b>15:39:37.777</b>

P22 150 R		Stuart MELHUISH		Yamaha TZR250 -		
IDEAL LAP TIME : 1:00.219		BEST LAP TIME : 1:00.219		DIFFERENCE : 0.000		
LAP	SECTOR 1	SECTOR 2	LAP TIME	MPH	DIFF	TIME OF DAY
1 -		25.022	1:12.432	60.03	12.213	15:35:33.188
2 -	37.102	25.485	1:02.587	69.48	2.368	15:36:35.775
3 -	37.371	24.645	1:02.016 (3)	70.12	1.797	15:37:37.791
4 -	37.203	23.990	1:01.193 (2)	71.06	0.974	15:38:38.984
5 -	<b>36.377</b>	<b>23.842</b>	<b>1:00.219 (1)</b>	<b>72.21</b>		<b>15:39:39.203</b>

P23 84 R		Bert ELLISON		Yamaha TZR250 -		
IDEAL LAP TIME : 1:00.232		BEST LAP TIME : 1:00.523		DIFFERENCE : 0.291		
LAP	SECTOR 1	SECTOR 2	LAP TIME	MPH	DIFF	TIME OF DAY
1 -		25.277	1:14.237	58.57	13.714	15:35:34.993
2 -	37.341	24.307	1:01.648	70.53	1.125	15:36:36.641
3 -	37.293	24.284	1:01.577 (3)	70.62	1.054	15:37:38.218
4 -	<b>36.527</b>	23.996	<b>1:00.523 (1)</b>	<b>71.85</b>		<b>15:38:38.741</b>
5 -	36.906	<b>23.705</b>	1:00.611 (2)	71.74	0.088	15:39:39.352

P24 25 C		Stephen WIMBLE		Yamaha TZR250 - S.B.W Contractor		
IDEAL LAP TIME : 1:01.744		BEST LAP TIME : 1:01.962		DIFFERENCE : 0.218		
LAP	SECTOR 1	SECTOR 2	LAP TIME	MPH	DIFF	TIME OF DAY
1 -		24.997	1:12.407	60.05	10.445	15:35:33.163
2 -	<b>36.798</b>	25.687	1:02.485 (3)	69.59	0.523	15:36:35.648
3 -	37.782	24.985	1:02.767	69.28	0.805	15:37:38.415
4 -	37.016	<b>24.946</b>	<b>1:01.962 (1)</b>	<b>70.18</b>		<b>15:38:40.377</b>
5 -	36.880	25.257	1:02.137 (2)	69.98	0.175	15:39:42.514

# BMCRC - MRO Championships 2023 - Rnd 8 @ Brands Hatch Indy

## DFDS Yamaha Past Masters

### RACE 14 - SECTOR ANALYSIS



SECTOR 1 = FL to I1, SECTOR 2 = I1 to FL, DIFF = Difference To Personal Best Lap, P = Crossed Finish Line in Pit Lane, D = Time Disallowed

P25 100 R		Dan HART		Yamaha TZR250 - www.ypmrc.co.uk		
IDEAL LAP TIME : 1:01.418		BEST LAP TIME : 1:01.494		DIFFERENCE : 0.076		
LAP	SECTOR 1	SECTOR 2	LAP TIME	MPH	DIFF	TIME OF DAY
1 -		25.213	1:12.984	59.58	11.490	15:35:33.740
2 -	38.039	<b>24.579</b>	1:02.618	69.44	1.124	15:36:36.358
3 -	37.735	24.824	1:02.559 (3)	69.51	1.065	15:37:38.917
4 -	<b>36.839</b>	24.655	<b>1:01.494 (1)</b>	<b>70.71</b>		<b>15:38:40.411</b>
5 -	36.941	25.248	1:02.189 (2)	69.92	0.695	15:39:42.600

P26 13		Jamie KELMAN		Yamaha TZR250 - Phased Out Racing /TSR vapour blasting		
IDEAL LAP TIME : 54.210		BEST LAP TIME : 54.434		DIFFERENCE : 0.224		
LAP	SECTOR 1	SECTOR 2	LAP TIME	MPH	DIFF	TIME OF DAY
1 -		<b>21.671</b>	59.010	73.69	4.576	15:35:19.766
2 -	32.765	21.707	54.472 (2)	79.83	0.038	15:36:14.238
3 -	32.722	21.919	54.641	79.58	0.207	15:37:08.879
4 -	32.830	22.012	54.842	79.29	0.408	15:38:03.721
5 -	<b>32.539</b>	21.995	54.534 (3)	79.74	0.100	15:38:58.255
6 -	32.584	21.850	<b>54.434 (1)</b>	<b>79.88</b>		<b>15:39:52.689</b>

P27 15		Billy PERKINS		Yamaha TZR250 - Ashford tarmac / Barking mad about Animals		
IDEAL LAP TIME : 53.269		BEST LAP TIME : 53.550		DIFFERENCE : 0.281		
LAP	SECTOR 1	SECTOR 2	LAP TIME	MPH	DIFF	TIME OF DAY
1 -		21.883	1:01.513	70.69	7.963	15:35:22.269
2 -	32.383	<b>21.339</b>	53.722 (2)	80.94	0.172	15:36:15.991
3 -	32.474	21.356	53.830 (3)	80.78	0.280	15:37:09.821
4 -	32.854	21.538	54.392	79.94	0.842	15:38:04.213
5 -	33.601	21.480	55.081	78.94	1.531	15:38:59.294
6 -	<b>31.930</b>	21.620	<b>53.550 (1)</b>	<b>81.20</b>		<b>15:39:52.844</b>

P28 61		Paul WELCH		Yamaha TZR250 -		
IDEAL LAP TIME : 53.731		BEST LAP TIME : 53.731		DIFFERENCE : 0.000		
LAP	SECTOR 1	SECTOR 2	LAP TIME	MPH	DIFF	TIME OF DAY
1 -		21.664	1:00.604	71.75	6.873	15:35:21.360
2 -	32.826	21.547	54.373 (2)	79.97	0.642	15:36:15.733
3 -	<b>32.232</b>	<b>21.499</b>	<b>53.731 (1)</b>	<b>80.93</b>		<b>15:37:09.464</b>
4 -	32.649	21.817	54.466	79.84	0.735	15:38:03.930
5 -	32.557	21.864	54.421 (3)	79.90	0.690	15:38:58.351
6 -	33.004	21.628	54.632	79.59	0.901	15:39:52.983

# BMCRC - MRO Championships 2023 - Rnd 8 @ Brands Hatch Indy

## DFDS Yamaha Past Masters

### RACE 14 - BEST SECTORS

SECTOR 1				SECTOR 2			IDEAL / BEST COMPARISON					
POS	NO	NAME	TIME	NO	NAME	TIME	POS	NO	NAME	IDEAL	BEST	DIFF
									<b>PERFECT LAP</b>	<b>51.539</b>		
1	75	JOHNSON	<b>30.798</b>	51	WHOLEY	<b>20.741</b>	1	51	WHOLEY	51.652	51.689	<b>0.037</b>
2	51	WHOLEY	<b>30.911</b>	75	JOHNSON	<b>20.974</b>	2	75	JOHNSON	51.772	51.985	<b>0.213</b>
3	15	PERKINS	<b>31.930</b>	15	PERKINS	<b>21.339</b>	3	15	PERKINS	53.269	53.550	<b>0.281</b>
4	27	HAYWARD	<b>32.035</b>	61	WELCH	<b>21.499</b>	4	27	HAYWARD	53.618	54.028	<b>0.410</b>
5	8	BALL	<b>32.114</b>	74	WHITBY	<b>21.575</b>	5	8	BALL	53.713	54.108	<b>0.395</b>
6	61	WELCH	<b>32.232</b>	27	HAYWARD	<b>21.583</b>	6	61	WELCH	53.731	53.731	<b>0.000</b>
7	74	WHITBY	<b>32.301</b>	8	BALL	<b>21.599</b>	7	74	WHITBY	53.876	54.023	<b>0.147</b>
8	81	GRANT	<b>32.417</b>	13	KELMAN	<b>21.671</b>	8	57	MOOK	54.171	54.230	<b>0.059</b>
9	57	MOOK	<b>32.450</b>	57	MOOK	<b>21.721</b>	9	13	KELMAN	54.210	54.434	<b>0.224</b>
10	29	CRIPPS	<b>32.503</b>	29	CRIPPS	<b>21.761</b>	10	29	CRIPPS	54.264	54.334	<b>0.070</b>
11	13	KELMAN	<b>32.539</b>	4	HALIL	<b>21.779</b>	11	81	GRANT	54.370	54.370	<b>0.000</b>
12	26	LEE	<b>32.560</b>	26	LEE	<b>21.941</b>	12	4	HALIL	54.431	54.695	<b>0.264</b>
13	4	HALIL	<b>32.652</b>	81	GRANT	<b>21.953</b>	13	26	LEE	54.501	54.599	<b>0.098</b>
14	28	McCARTER	<b>32.765</b>	28	McCARTER	<b>21.964</b>	14	28	McCARTER	54.729	54.914	<b>0.185</b>
15	7	FISHWICK	<b>32.910</b>	60	GOUGH	<b>22.034</b>	15	60	GOUGH	55.037	55.287	<b>0.250</b>
16	60	GOUGH	<b>33.003</b>	7	FISHWICK	<b>22.162</b>	16	7	FISHWICK	55.072	55.269	<b>0.197</b>
17	17	MILES	<b>33.436</b>	72	HAMILTON	<b>22.371</b>	17	17	MILES	55.834	55.834	<b>0.000</b>
18	52	FLUX	<b>33.501</b>	17	MILES	<b>22.398</b>	18	72	HAMILTON	55.930	55.990	<b>0.060</b>
19	72	HAMILTON	<b>33.559</b>	52	FLUX	<b>22.540</b>	19	52	FLUX	56.041	56.136	<b>0.095</b>
20	18	PRENTICE	<b>33.834</b>	18	PRENTICE	<b>22.649</b>	20	18	PRENTICE	56.483	56.522	<b>0.039</b>
21	46	MARSHALL	<b>34.410</b>	46	MARSHALL	<b>22.835</b>	21	46	MARSHALL	57.245	57.388	<b>0.143</b>
22	67	BAILEY	<b>34.568</b>	67	BAILEY	<b>22.876</b>	22	67	BAILEY	57.444	57.622	<b>0.178</b>
23	73	TURNER	<b>36.001</b>	84	ELLISON	<b>23.705</b>	23	73	TURNER	59.972	1:00.496	<b>0.524</b>
24	150	MELHUIISH	<b>36.377</b>	150	MELHUIISH	<b>23.842</b>	24	150	MELHUIISH	1:00.219	1:00.219	<b>0.000</b>
25	36	ZANUTTO	<b>36.443</b>	73	TURNER	<b>23.971</b>	25	84	ELLISON	1:00.232	1:00.523	<b>0.291</b>
26	84	ELLISON	<b>36.527</b>	36	ZANUTTO	<b>24.007</b>	26	36	ZANUTTO	1:00.450	1:00.450	<b>0.000</b>
27	25	WIMBLE	<b>36.798</b>	100	HART	<b>24.579</b>	27	100	HART	1:01.418	1:01.494	<b>0.076</b>
28	100	HART	<b>36.839</b>	25	WIMBLE	<b>24.946</b>	28	25	WIMBLE	1:01.744	1:01.962	<b>0.218</b>
29												

# BMCRC - MRO Championships 2023 - Rnd 8 @ Brands Hatch Indy

## DFDS Yamaha Past Masters

### RACE 14 - STATISTICS

**Competitors Started** 29  
**Planned Start** 2023-09-30 @ 15:45:00.000  
**Actual Start** 2023-09-30 @ 15:34:20.755  
**Finish Time** 2023-09-30 @ 15:39:38.879  
**Track Length** 1.2079mi.  
**Total Laps** 162  
**Total Distance Covered** 195.6871mi.

#### Session Fastest Lap History

NO	CL	NAME	LAP TIME	TIME OF DAY	LAP	VEHICLE
75		Anthony JOHNSON	<b>52.290</b>	15:36:10.241	2	Yamaha TZR250
75		Anthony JOHNSON	<b>51.985</b>	15:37:02.226	3	Yamaha TZR250
51		Kevin WHOLEY	<b>51.900</b>	15:37:03.006	3	Yamaha TZR250
51		Kevin WHOLEY	<b>51.689</b>	15:37:54.694	4	Yamaha TZR250

#### Session Leader History

NO	CL	NAME	FROM LAP	LAPS LED	DISTANCE	VEHICLE
75		Anthony JOHNSON	1	4	4.83 miles	Yamaha TZR250
51		Kevin WHOLEY	5	1	1.20 miles	Yamaha TZR250
75		Anthony JOHNSON	6	1	1.20 miles	Yamaha TZR250

#### Flag History

TYPE	TIME OF DAY
GREEN	15:34:20.755
FINISH	15:39:38.879

#### Flag Statistics

TYPE	COUNT	TOTAL LAPS	TOTAL TIME
Green	1	6	11:17.165
Red	0	0	0.000
Safety Car	0	0	0.000
FCY	0	0	0.000

# BMCRC - MRO Championships 2023 - Rnd 8 @ Brands Hatch Indy

## DFDS Yamaha Past Masters

### RACE 14 - STATISTICS

CLASS :

15 Starters

#### Fastest Lap History

NO	NAME	LAP TIME	TIME OF DAY	LAP	VEHICLE
75	Anthony JOHNSON	<b>52.290</b>	15:36:10.241	2	Yamaha TZR250
75	Anthony JOHNSON	<b>51.985</b>	15:37:02.226	3	Yamaha TZR250
51	Kevin WHOLEY	<b>51.900</b>	15:37:03.006	3	Yamaha TZR250
51	Kevin WHOLEY	<b>51.689</b>	15:37:54.694	4	Yamaha TZR250

#### Leader History

NO	NAME	FROM LAP	LAPS LED	DISTANCE	VEHICLE
75	Anthony JOHNSON	1	4	4.83 miles	Yamaha TZR250
51	Kevin WHOLEY	5	1	1.20 miles	Yamaha TZR250
75	Anthony JOHNSON	6	1	1.20 miles	Yamaha TZR250

# BMCRC - MRO Championships 2023 - Rnd 8 @ Brands Hatch Indy

## DFDS Yamaha Past Masters

### RACE 14 - STATISTICS

**CLASS : C**

11 Starters

#### Fastest Lap History

NO	NAME	LAP TIME	TIME OF DAY	LAP	VEHICLE
26	Damian LEE	<b>55.381</b>	15:36:19.546	2	Yamaha TZR250
26	Damian LEE	<b>54.599</b>	15:37:14.145	3	Yamaha TZR250

#### Leader History

NO	NAME	FROM LAP	LAPS LED	DISTANCE	VEHICLE
26	Damian LEE	1	6	7.24 miles	Yamaha TZR250

# BMCRC - MRO Championships 2023 - Rnd 8 @ Brands Hatch Indy

## DFDS Yamaha Past Masters

### RACE 14 - STATISTICS

CLASS : R

3 Starters

#### Fastest Lap History

NO	NAME	LAP TIME	TIME OF DAY	LAP	VEHICLE
150	Stuart MELHUISH	1:02.587	15:36:35.775	2	Yamaha TZR250
84	Bert ELLISON	1:01.648	15:36:36.669	2	Yamaha TZR250
84	Bert ELLISON	1:01.577	15:37:38.246	3	Yamaha TZR250
84	Bert ELLISON	1:00.523	15:38:38.770	4	Yamaha TZR250
150	Stuart MELHUISH	1:00.219	15:39:39.209	5	Yamaha TZR250

#### Leader History

NO	NAME	FROM LAP	LAPS LED	DISTANCE	VEHICLE
150	Stuart MELHUISH	1	3	3.62 miles	Yamaha TZR250
84	Bert ELLISON	4	1	1.20 miles	Yamaha TZR250
150	Stuart MELHUISH	5	1	1.20 miles	Yamaha TZR250

**BMCRC - MRO Championships 2023 - Rnd 8 @ Brands Hatch Indy**
**DFDS Yamaha Past Masters**
**RACE 3 - GRID (11 Laps)**

ROW 10	30   199   Michael FROST   1:01.962	29   25   Stephen WIMBLE   1:01.494	28   100   Dan HART
ROW 9	27   333   Mark STUBBERFIELD	26   84   Bert ELLISON   1:00.523	25   73   Colvin TURNER   1:00.496
ROW 8	24   36   Phil ZANUTTO   1:00.450	23   150   Stuart MELHUISH   1:00.219	22   67   Mark BAILEY   57.622
ROW 7	21   46   Kevin MARSHALL   57.388	20   18   Marc PRENTICE   56.522	19   52   Andy FLUX   56.136
ROW 6	18   72   John HAMILTON   55.990	17   17   Dan MILES   55.834	16   60   Danny GOUGH   55.287
ROW 5	15   7   Pete FISHWICK   55.269	14   28   Liam McCARTER   54.914	13   4   Denis HALIL   54.695
ROW 4	12   26   Damian LEE   54.599	11   13   Jamie KELMAN   54.434	10   81   Scott GRANT   54.370
ROW 3	9   29   Derek CRIPPS   54.334	8   57   Geoff MOOK   54.230	7   8   David BALL   54.108
ROW 2	6   27   Richard HAYWARD   54.028	5   74   Paul WHITBY   54.023	4   61   Paul WELCH   53.731
ROW 1	3   15   Billy PERKINS   53.550	2   75   Anthony JOHNSON   51.985	1   51   Kevin WHOLEY   51.689
<b>Pole</b>			

Brands Hatch Indy: 1.2079 miles

These results are provisional until the conclusion of any judicial and technical matters.

Clerk Of Course :

Stewards :

Timekeeper :

*Craig Smith*

 Results can be found at [www.tsl-timing.com](http://www.tsl-timing.com)

Printed - 15:50 Saturday, 30 September 2023





**BMCRC - MRO Championships 2023 - Rnd 8 @ Brands Hatch Indy**
**DFDS Yamaha Past Masters**
**RACE 3 - CLASSIFICATION**

POS	NO	CL	PIC NAME	ENTRY	LAPS	TIME	GAP	DIFF	MPH	BEST	ON
1	75		1 Anthony JOHNSON	Yamaha TZR250 - INTA MOTORCYCLE SERVICES	11	9:40.826			82.35	52.038	2
2	51		2 Kevin WHOLEY	Yamaha TZR250 - Twistgrip Motorcycles	11	9:40.857	0.031	0.031	82.35	51.884	6
3	15		3 Billy PERKINS	Yamaha TZR250 - Ashford tarmac / Barking mad abx	11	9:59.434	18.608	18.577	79.79	53.478	11
4	8		4 David BALL	Yamaha TZR250 - Gardiner Page and Roe pension c	11	9:59.610	18.784	0.176	79.77	53.415	4
5	74		5 Paul WHITBY	Yamaha TZR250 - Greybridge Ltd	11	10:07.017	26.191	7.407	78.80	54.161	2
6	57		6 Geoff MOOK	Yamaha TZR250 -	11	10:07.425	26.599	0.408	78.74	53.798	9
7	4		7 Denis HALIL	Yamaha TZR250 - D & A AUTOS	11	10:07.529	26.703	0.104	78.73	54.139	9
8	81		8 Scott GRANT	Yamaha TZR250 -	11	10:13.619	32.793	6.090	77.95	54.740	8
9	26	C	1 Damian LEE	Yamaha TZR250 - Leed Autos	11	10:13.911	33.085	0.292	77.91	54.812	4
10	29		9 Derek CRIPPS	Yamaha TZR250 - Team FBR	11	10:18.182	37.356	4.271	77.37	55.123	9
11	28		10 Liam McCARTER	Yamaha TZR250 - Katie McCarter	11	10:19.150	38.324	0.968	77.25	54.747	10
12	60	C	2 Danny GOUGH	Yamaha TZR250 - G Force Motorcycles	11	10:19.247	38.421	0.097	77.24	55.011	10
13	46	C	3 Kevin MARSHALL	Yamaha TZR250 - Stacey Processing	10	9:41.336	1 Lap	1 Lap	74.80	56.764	10
14	72	C	4 John HAMILTON	Yamaha TZR250 - LW Racing	10	9:42.230	1 Lap	0.894	74.68	56.898	2
15	67	C	5 Mark BAILEY	Yamaha TZR250 - Elite Air conditioning Ltd. Hydroflc	10	9:58.191	1 Lap	15.961	72.69	58.057	2
16	73	C	6 Colvin TURNER	Yamaha TZR250 -	10	10:07.614	1 Lap	9.423	71.56	58.868	2
17	36	C	7 Phil ZANUTTO	Yamaha TZR250 - Westend garage	10	10:20.610	1 Lap	12.996	70.06	1:00.506	4
18	100	R	1 Dan HART	Yamaha TZR250 - www.ypmrc.co.uk	9	9:40.482	2 Laps	1 Lap	67.42	1:02.188	2
19	25	C	8 Stephen WIMBLE	Yamaha TZR250 - S.B.W Contractor	9	9:59.170	2 Laps	18.688	65.31	1:04.513	2

**NOT CLASSIFIED**

DNF	84	R	Bert ELLISON	Yamaha TZR250 -	8	8:03.736	3 Laps	1 Lap	71.91	58.694	5
DNF	27		Richard HAYWARD	Yamaha TZR250 - GForce/Hayward R Ltd/SnapOn	2	1:53.775	9 Laps	6 Laps	76.44	53.816	2
DNF	18		Marc PRENTICE	Yamaha TZR 250 -	2	2:03.764	9 Laps	9.989	70.27	58.518	2

**FASTEST LAP**

51			Kevin WHOLEY	Yamaha TZR250 - Twistgrip Motorcycles	6	51.884		83.81 mph	134.88 kph		
26	C		Damian LEE	Yamaha TZR250 - Leed Autos	4	54.812		79.33 mph	127.68 kph		
84	R		Bert ELLISON	Yamaha TZR250 -	5	58.694		74.08 mph	119.23 kph		

Class - 92.5% of Race Speed = 76.17 mph  
 Class C - 92.5% of Race Speed = 72.06 mph  
 Class R - 92.5% of Race Speed = 62.36 mph

Weather / Track : Cloudy / Dry

These results are provisional until the conclusion of any judicial and technical matters.

Race Distance: 11 Laps / 13.28 miles

Brands Hatch Indy: 1.2079 miles

Date: 01/10/2023 Start: 10:59 Finish: 11:08

Clerk Of Course :

Stewards :

Timekeeper :

*Craig Smith*

 Results can be found at [www.tsl-timing.com](http://www.tsl-timing.com)

Printed - 11:10 Sunday, 01 October 2023



# BMCRC - MRO Championships 2023 - Rnd 8 @ Brands Hatch Indy

## DFDS Yamaha Past Masters

### RACE 3 - LAP CHART

#### LAP 1 @ 11:00:01.112

NO	BEHIND	LAP TIME
75		57.041
51	0.271	57.312
15	2.511	59.552
74	2.640	59.681
8	2.875	59.916
27	2.918	59.959
81	4.703	1:01.744
57	4.890	1:01.931
4	4.912	1:01.953
26	5.048	1:02.089
28	5.526	1:02.567
29	6.024	1:03.065
60	6.048	1:03.089
72	7.465	1:04.506
18	8.205	1:05.246
67	9.508	1:06.549
46	9.640	1:06.681
73	10.811	1:07.852
84	10.865	1:07.906
36	12.778	1:09.819
100	16.121	1:13.162
25	17.030	1:14.071

#### LAP 2 @ 11:00:53.150

NO	BEHIND	LAP TIME
75		52.038
51	0.537	52.304
15	4.132	53.659
27	4.696	53.816
74	4.763	54.161
8	4.799	53.962
4	7.695	54.821
81	7.766	55.101
57	8.509	55.657
26	8.584	55.574
28	9.471	55.983
60	9.946	55.936
29	9.998	56.012
72	12.325	56.898
18	14.685	58.518
46	14.792	57.190
67	15.527	58.057
73	17.641	58.868
84	18.580	59.753
36	21.279	1:00.539
100	26.271	1:02.188
25	29.505	1:04.513

#### LAP 3 @ 11:01:45.209

NO	BEHIND	LAP TIME
75		52.059
51	0.797	52.319
15	6.676	54.603
8	7.308	54.568
74	8.201	55.497
4	10.269	54.633
81	10.905	55.198
57	11.204	54.754
26	11.848	55.323
28	12.914	55.502
60	13.365	55.478
29	13.735	55.796

72	17.472	57.206
46	20.824	58.091
67	21.750	58.282
73	25.453	59.871
84	26.350	59.829
36	30.079	1:00.859
100	37.305	1:03.093
25	43.384	1:05.938

#### LAP 4 @ 11:02:37.309

NO	BEHIND	LAP TIME
75		52.100
51	0.991	52.294
15	8.428	53.852
8	8.623	53.415
74	10.795	54.694
4	12.936	54.767
81	13.594	54.789
57	13.819	54.715
26	14.560	54.812
28	16.248	55.434
60	16.952	55.687
29	17.291	55.656
72	23.240	57.868
46	26.329	57.605
67	28.552	58.902
73	32.741	59.388
84	34.161	59.911
36	38.485	1:00.506
100	48.673	1:03.468

#### LAP 5 @ 11:03:29.656

NO	BEHIND	LAP TIME
75		52.347
51	0.740	52.096
25	1 Lap	1:07.153
8	9.937	53.661
15	9.985	53.904
74	12.686	54.238
4	15.368	54.779
81	16.326	55.079
57	16.393	54.921
26	17.405	55.192
28	19.348	55.447
60	20.413	55.808
29	20.692	55.748
72	28.744	57.851
46	31.303	57.321
67	35.363	59.158
73	39.989	59.595
84	40.508	58.694
36	47.178	1:01.040

#### LAP 6 @ 11:04:22.280

NO	BEHIND	LAP TIME
51		51.884
75	0.052	52.676
100	1 Lap	1:02.964
8	11.321	54.008
15	11.561	54.200
74	14.842	54.780
4	17.443	54.699
57	18.415	54.646
81	18.754	55.052

25	1 Lap	1:06.206
26	19.944	55.163
28	22.521	55.797
29	23.326	55.258
60	23.824	56.035
72	33.432	57.312
46	35.670	56.991
67	42.230	59.491
84	47.012	59.128
73	47.461	1:00.096

#### LAP 7 @ 11:05:14.739

NO	BEHIND	LAP TIME
51		52.459
75	0.215	52.622
36	1 Lap	1:01.422
8	13.981	55.119
15	14.027	54.925
74	17.101	54.718
100	1 Lap	1:03.469
4	19.557	54.573
57	20.177	54.221
81	21.271	54.976
26	22.675	55.190
28	26.465	56.403
29	26.550	55.683
60	27.073	55.708
25	1 Lap	1:04.920
72	39.070	58.097
46	40.055	56.844
67	48.996	59.225

#### LAP 8 @ 11:06:07.722

NO	BEHIND	LAP TIME
51		52.983
75	0.284	53.052
84	1 Lap	59.397
73	1 Lap	59.808
36	1 Lap	1:01.376
15	14.877	53.833
8	15.035	54.037
74	18.703	54.585
4	21.023	54.449
57	21.662	54.468
81	23.028	54.740
26	25.199	55.507
29	28.791	55.224
100	1 Lap	1:04.228
28	29.285	55.803
60	29.360	55.270
46	44.015	56.943
72	44.210	58.123
25	1 Lap	1:05.383

#### LAP 9 @ 11:07:00.215

NO	BEHIND	LAP TIME
75		52.209
51	0.071	52.564
67	1 Lap	59.450
84	1 Lap	59.118
73	1 Lap	1:00.588
15	16.017	53.633
8	16.329	53.787
74	20.461	54.251

36	1 Lap	1:01.293
4	22.669	54.139
57	22.967	53.798
81	26.024	55.489
26	27.527	54.821
29	31.421	55.123
28	31.986	55.194
60	32.254	55.387
100	1 Lap	1:03.746
46	48.428	56.906
72	48.620	56.903

#### LAP 10 @ 11:07:52.473

NO	BEHIND	LAP TIME
75		52.258
51	0.286	52.473
25	2 Laps	1:05.044
67	1 Lap	59.257
15	17.554	53.795
8	17.671	53.600
73	1 Lap	1:01.303
74	23.163	54.960
57	24.714	54.005
4	24.783	54.372
81	29.742	55.976
36	1 Lap	1:01.704
26	30.415	55.146
29	34.300	55.137
28	34.475	54.747
60	35.007	55.011
100	1 Lap	1:04.164

#### LAP 11 @ 11:08:44.897

NO	BEHIND	LAP TIME
75		52.424
51	0.031	52.169
46	1 Lap	56.764
72	1 Lap	57.466
67	1 Lap	59.820
25	2 Laps	1:05.942
15	18.608	53.478
8	18.784	53.537
74	26.191	55.452
57	26.599	54.309
4	26.703	54.344
73	1 Lap	1:00.245
81	32.793	55.475
26	33.085	55.094
29	37.356	55.480
28	38.324	56.273
60	38.421	55.838
36	1 Lap	1:02.052

# BMCRC - MRO Championships 2023 - Rnd 8 @ Brands Hatch Indy

## DFDS Yamaha Past Masters

### RACE 3 - POSITION CHART

No	Name	Lap Pos	Lap										
			1	2	3	4	5	6	7	8	9	10	11
51	WHOLEY	1	75	75	75	75	75	51	51	51	75	75	75
75	JOHNSON	2	51	51	51	51	51	75	75	75	51	51	51
15	PERKINS	3	15	15	15	15	8	8	8	15	15	15	15
74	WHITBY	4	74	27	8	8	15	15	15	8	8	8	8
27	HAYWARD	5	8	74	74	74	74	74	74	74	74	74	74
8	BALL	6	27	8	4	4	4	4	4	4	4	57	57
57	MOOK	7	81	4	81	81	81	57	57	57	57	4	4
29	CRIPPS	8	57	81	57	57	57	81	81	81	81	81	81
81	GRANT	9	4	57	26	26	26	26	26	26	26	26	26
26	LEE	10	26	26	28	28	28	28	28	29	29	29	29
4	HALIL	11	28	28	60	60	60	29	29	28	28	28	28
28	McCARTER	12	29	60	29	29	29	60	60	60	60	60	60
60	GOUGH	13	60	29	72	72	72	72	72	46	46	46	46
72	HAMILTON	14	72	72	46	46	46	46	46	72	72	72	72
18	PRENTICE	15	18	18	67	67	67	67	67	67	67	67	67
46	MARSHALL	16	67	46	73	73	73	84	84	84	73	73	73
67	BAILEY	17	46	67	84	84	84	73	73	73	36	36	36
36	ZANUTTO	18	73	73	36	36	36	36	36	36	100	100	100
73	TURNER	19	84	84	100	100	100	100	100	100	25	25	25
84	ELLISON	20	36	36	25	25	25	25	25	25	25	25	25
100	HART	21	100	100									
25	WIMBLE	22	25	25									

# BMCRC - MRO Championships 2023 - Rnd 8 @ Brands Hatch Indy

## DFDS Yamaha Past Masters

### RACE 3 - SECTOR ANALYSIS



SECTOR 1 = FL to I1, SECTOR 2 = I1 to FL, DIFF = Difference To Personal Best Lap, P = Crossed Finish Line in Pit Lane, D = Time Disallowed

<b>P1 75</b>		<b>Anthony JOHNSON</b>		Yamaha TZR250 - INTA MOTORCYCLE SERVICES LTD		
IDEAL LAP TIME : 51.978		BEST LAP TIME : 52.038		DIFFERENCE : 0.060		
LAP	SECTOR 1	SECTOR 2	LAP TIME	MPH	DIFF	TIME OF DAY
1 -		21.047	57.041	76.23	5.003	11:00:01.112
2 -	30.962	21.076	<b>52.038 (1)</b>	<b>83.56</b>		<b>11:00:53.150</b>
3 -	<b>30.942</b>	21.117	52.059 (2)	83.53	0.021	11:01:45.209
4 -	30.972	21.128	52.100 (3)	83.46	0.062	11:02:37.309
5 -	31.146	21.201	52.347	83.07	0.309	11:03:29.656
6 -	31.439	21.237	52.676	82.55	0.638	11:04:22.332
7 -	31.299	21.323	52.622	82.63	0.584	11:05:14.954
8 -	31.310	21.742	53.052	81.96	1.014	11:06:08.006
9 -	31.173	<b>21.036</b>	52.209	83.29	0.171	11:07:00.215
10 -	31.021	21.237	52.258	83.21	0.220	11:07:52.473
11 -	31.016	21.408	52.424	82.95	0.386	11:08:44.897

<b>P2 51</b>		<b>Kevin WHOLEY</b>		Yamaha TZR250 - Twistgrip Motorcycles		
IDEAL LAP TIME : 51.884		BEST LAP TIME : 51.884		DIFFERENCE : 0.000		
LAP	SECTOR 1	SECTOR 2	LAP TIME	MPH	DIFF	TIME OF DAY
1 -		21.013	57.312	75.87	5.428	11:00:01.383
2 -	31.367	20.937	52.304	83.14	0.420	11:00:53.687
3 -	31.182	21.137	52.319	83.11	0.435	11:01:46.006
4 -	31.314	20.980	52.294	83.15	0.410	11:02:38.300
5 -	31.184	20.912	52.096 (2)	83.47	0.212	11:03:30.396
6 -	<b>30.999</b>	<b>20.885</b>	<b>51.884 (1)</b>	<b>83.81</b>		<b>11:04:22.280</b>
7 -	31.299	21.160	52.459	82.89	0.575	11:05:14.739
8 -	31.478	21.505	52.983	82.07	1.099	11:06:07.722
9 -	31.640	20.924	52.564	82.72	0.680	11:07:00.286
10 -	31.510	20.963	52.473	82.87	0.589	11:07:52.759
11 -	31.201	20.968	52.169 (3)	83.35	0.285	11:08:44.928

<b>P3 15</b>		<b>Billy PERKINS</b>		Yamaha TZR250 - Ashford tarmac / Barking mad about Animals		
IDEAL LAP TIME : 53.478		BEST LAP TIME : 53.478		DIFFERENCE : 0.000		
LAP	SECTOR 1	SECTOR 2	LAP TIME	MPH	DIFF	TIME OF DAY
1 -		21.761	59.552	73.02	6.074	11:00:03.623
2 -	32.055	21.604	53.659 (3)	81.04	0.181	11:00:57.282
3 -	32.779	21.824	54.603	79.64	1.125	11:01:51.885
4 -	32.138	21.714	53.852	80.75	0.374	11:02:45.737
5 -	32.273	21.631	53.904	80.67	0.426	11:03:39.641
6 -	32.539	21.661	54.200	80.23	0.722	11:04:33.841
7 -	33.259	21.666	54.925	79.17	1.447	11:05:28.766
8 -	32.285	21.548	53.833	80.77	0.355	11:06:22.599
9 -	32.066	21.567	53.633 (2)	81.08	0.155	11:07:16.232
10 -	32.055	21.740	53.795	80.83	0.317	11:08:10.027
11 -	<b>31.988</b>	<b>21.490</b>	<b>53.478 (1)</b>	<b>81.31</b>		<b>11:09:03.505</b>

<b>P4 8</b>		<b>David BALL</b>		Yamaha TZR250 - Gardiner Page and Roe pension consultants		
IDEAL LAP TIME : 53.336		BEST LAP TIME : 53.415		DIFFERENCE : 0.079		
LAP	SECTOR 1	SECTOR 2	LAP TIME	MPH	DIFF	TIME OF DAY
1 -		21.854	59.916	72.57	6.501	11:00:03.987
2 -	32.457	21.505	53.962	80.58	0.547	11:00:57.949
3 -	32.960	21.608	54.568	79.69	1.153	11:01:52.517
4 -	31.991	21.424	<b>53.415 (1)</b>	<b>81.41</b>		<b>11:02:45.932</b>
5 -	32.219	21.442	53.661	81.03	0.246	11:03:39.593
6 -	32.395	21.613	54.008	80.51	0.593	11:04:33.601
7 -	33.372	21.747	55.119	78.89	1.704	11:05:28.720
8 -	32.489	21.548	54.037	80.47	0.622	11:06:22.757
9 -	32.316	21.471	53.787	80.84	0.372	11:07:16.544
10 -	<b>31.917</b>	21.683	53.600 (3)	81.13	0.185	11:08:10.144
11 -	32.118	<b>21.419</b>	53.537 (2)	81.22	0.122	11:09:03.681

# BMCRC - MRO Championships 2023 - Rnd 8 @ Brands Hatch Indy

## DFDS Yamaha Past Masters

### RACE 3 - SECTOR ANALYSIS



SECTOR 1 = FL to I1, SECTOR 2 = I1 to FL, DIFF = Difference To Personal Best Lap, P = Crossed Finish Line in Pit Lane, D = Time Disallowed

P5 74		Paul WHITBY		Yamaha TZR250 - Greybridge Ltd			
IDEAL LAP TIME : 54.036		BEST LAP TIME : 54.161		DIFFERENCE : 0.125			
LAP	SECTOR 1	SECTOR 2	LAP TIME	MPH	DIFF	TIME OF DAY	
1 -		22.048	59.681	72.86	5.520	11:00:03.752	
2 -	<b>32.118</b>	22.043	<b>54.161 (1)</b>	<b>80.29</b>		<b>11:00:57.913</b>	
3 -	33.496	22.001	55.497	78.35	1.336	11:01:53.410	
4 -	32.700	21.994	54.694	79.50	0.533	11:02:48.104	
5 -	32.320	<b>21.918</b>	54.238 (2)	80.17	0.077	11:03:42.342	
6 -	32.617	22.163	54.780	79.38	0.619	11:04:37.122	
7 -	32.638	22.080	54.718	79.47	0.557	11:05:31.840	
8 -	32.573	22.012	54.585	79.66	0.424	11:06:26.425	
9 -	32.246	22.005	54.251 (3)	80.15	0.090	11:07:20.676	
10 -	32.787	22.173	54.960	79.12	0.799	11:08:15.636	
11 -	32.571	22.881	55.452	78.42	1.291	11:09:11.088	

P6 57		Geoff MOOK		Yamaha TZR250 -			
IDEAL LAP TIME : 53.788		BEST LAP TIME : 53.798		DIFFERENCE : 0.010			
LAP	SECTOR 1	SECTOR 2	LAP TIME	MPH	DIFF	TIME OF DAY	
1 -		22.537	1:01.931	70.21	8.133	11:00:06.002	
2 -	33.491	22.166	55.657	78.13	1.859	11:01:01.659	
3 -	32.577	22.177	54.754	79.42	0.956	11:01:56.413	
4 -	32.682	22.033	54.715	79.47	0.917	11:02:51.128	
5 -	32.680	22.241	54.921	79.17	1.123	11:03:46.049	
6 -	32.393	22.253	54.646	79.57	0.848	11:04:40.695	
7 -	32.452	21.769	54.221 (3)	80.20	0.423	11:05:34.916	
8 -	32.369	22.099	54.468	79.83	0.670	11:06:29.384	
9 -	32.080	<b>21.718</b>	<b>53.798 (1)</b>	<b>80.83</b>		<b>11:07:23.182</b>	
10 -	32.277	21.728	54.005 (2)	80.52	0.207	11:08:17.187	
11 -	<b>32.070</b>	22.239	54.309	80.07	0.511	11:09:11.496	

P7 4		Denis HALIL		Yamaha TZR250 - D & A AUTOS			
IDEAL LAP TIME : 53.892		BEST LAP TIME : 54.139		DIFFERENCE : 0.247			
LAP	SECTOR 1	SECTOR 2	LAP TIME	MPH	DIFF	TIME OF DAY	
1 -		22.392	1:01.953	70.19	7.814	11:00:06.024	
2 -	32.811	22.010	54.821	79.32	0.682	11:01:00.845	
3 -	32.658	21.975	54.633	79.59	0.494	11:01:55.478	
4 -	32.793	21.974	54.767	79.40	0.628	11:02:50.245	
5 -	32.879	21.900	54.779	79.38	0.640	11:03:45.024	
6 -	32.566	22.133	54.699	79.50	0.560	11:04:39.723	
7 -	32.719	21.854	54.573	79.68	0.434	11:05:34.296	
8 -	32.685	21.764	54.449	79.86	0.310	11:06:28.745	
9 -	<b>32.318</b>	21.821	<b>54.139 (1)</b>	<b>80.32</b>		<b>11:07:22.884</b>	
10 -	32.798	<b>21.574</b>	54.372 (3)	79.97	0.233	11:08:17.256	
11 -	32.497	21.847	54.344 (2)	80.01	0.205	11:09:11.600	

P8 81		Scott GRANT		Yamaha TZR250 -			
IDEAL LAP TIME : 54.712		BEST LAP TIME : 54.740		DIFFERENCE : 0.028			
LAP	SECTOR 1	SECTOR 2	LAP TIME	MPH	DIFF	TIME OF DAY	
1 -		22.508	1:01.744	70.42	7.004	11:00:05.815	
2 -	32.784	22.317	55.101	78.92	0.361	11:01:00.916	
3 -	33.000	22.198	55.198	78.78	0.458	11:01:56.114	
4 -	<b>32.610</b>	22.179	54.789 (2)	79.37	0.049	11:02:50.903	
5 -	32.726	22.353	55.079	78.95	0.339	11:03:45.982	
6 -	32.699	22.353	55.052	78.99	0.312	11:04:41.034	
7 -	32.842	22.134	54.976 (3)	79.10	0.236	11:05:36.010	
8 -	32.638	<b>22.102</b>	<b>54.740 (1)</b>	<b>79.44</b>		<b>11:06:30.750</b>	
9 -	33.115	22.374	55.489	78.36	0.749	11:07:26.239	
10 -	33.380	22.596	55.976	77.68	1.236	11:08:22.215	
11 -	33.022	22.453	55.475	78.38	0.735	11:09:17.690	

# BMCRC - MRO Championships 2023 - Rnd 8 @ Brands Hatch Indy

## DFDS Yamaha Past Masters

### RACE 3 - SECTOR ANALYSIS



SECTOR 1 = FL to I1, SECTOR 2 = I1 to FL, DIFF = Difference To Personal Best Lap, P = Crossed Finish Line in Pit Lane, D = Time Disallowed

<b>P9 26 C</b>		<b>Damian LEE</b>		Yamaha TZR250 - Leed Autos		
IDEAL LAP TIME : 54.665		BEST LAP TIME : 54.812		DIFFERENCE : 0.147		
LAP	SECTOR 1	SECTOR 2	LAP TIME	MPH	DIFF	TIME OF DAY
1 -		22.204	1:02.089	70.03	7.277	11:00:06.160
2 -	33.455	<b>22.119</b>	55.574	78.24	0.762	11:01:01.734
3 -	33.034	22.289	55.323	78.60	0.511	11:01:57.057
<b>4 -</b>	<b>32.546</b>	22.266	<b>54.812 (1)</b>	<b>79.33</b>		<b>11:02:51.869</b>
5 -	32.818	22.374	55.192	78.79	0.380	11:03:47.061
6 -	32.718	22.445	55.163	78.83	0.351	11:04:42.224
7 -	32.957	22.233	55.190	78.79	0.378	11:05:37.414
8 -	32.912	22.595	55.507	78.34	0.695	11:06:32.921
9 -	32.678	22.143	54.821 (2)	79.32	0.009	11:07:27.742
10 -	32.981	22.165	55.146	78.85	0.334	11:08:22.888
11 -	32.907	22.187	55.094 (3)	78.93	0.282	11:09:17.982

<b>P10 29</b>		<b>Derek CRIPPS</b>		Yamaha TZR250 - Team FBR		
IDEAL LAP TIME : 54.956		BEST LAP TIME : 55.123		DIFFERENCE : 0.167		
LAP	SECTOR 1	SECTOR 2	LAP TIME	MPH	DIFF	TIME OF DAY
1 -		22.485	1:03.065	68.95	7.942	11:00:07.136
2 -	33.458	22.554	56.012	77.63	0.889	11:01:03.148
3 -	33.504	22.292	55.796	77.93	0.673	11:01:58.944
4 -	33.397	22.259	55.656	78.13	0.533	11:02:54.600
5 -	33.492	22.256	55.748	78.00	0.625	11:03:50.348
6 -	33.276	<b>21.982</b>	55.258	78.69	0.135	11:04:45.606
7 -	33.545	22.138	55.683	78.09	0.560	11:05:41.289
8 -	33.037	22.187	55.224 (3)	78.74	0.101	11:06:36.513
<b>9 -</b>	<b>32.974</b>	22.149	<b>55.123 (1)</b>	<b>78.88</b>		<b>11:07:31.636</b>
10 -	32.995	22.142	55.137 (2)	78.86	0.014	11:08:26.773
11 -	33.202	22.278	55.480	78.38	0.357	11:09:22.253

<b>P11 28</b>		<b>Liam McCARTER</b>		Yamaha TZR250 - Katie McCarter		
IDEAL LAP TIME : 54.747		BEST LAP TIME : 54.747		DIFFERENCE : 0.000		
LAP	SECTOR 1	SECTOR 2	LAP TIME	MPH	DIFF	TIME OF DAY
1 -		22.644	1:02.567	69.50	7.820	11:00:06.638
2 -	33.399	22.584	55.983	77.67	1.236	11:01:02.621
3 -	32.940	22.562	55.502	78.35	0.755	11:01:58.123
4 -	33.077	22.357	55.434 (3)	78.44	0.687	11:02:53.557
5 -	33.046	22.401	55.447	78.42	0.700	11:03:49.004
6 -	33.303	22.494	55.797	77.93	1.050	11:04:44.801
7 -	33.884	22.519	56.403	77.09	1.656	11:05:41.204
8 -	33.289	22.514	55.803	77.92	1.056	11:06:37.007
9 -	32.830	22.364	55.194 (2)	78.78	0.447	11:07:32.201
<b>10 -</b>	<b>32.684</b>	<b>22.063</b>	<b>54.747 (1)</b>	<b>79.43</b>		<b>11:08:26.948</b>
11 -	33.311	22.962	56.273	77.27	1.526	11:09:23.221

<b>P12 60 C</b>		<b>Danny GOUGH</b>		Yamaha TZR250 - G Force Motorcycles		
IDEAL LAP TIME : 55.011		BEST LAP TIME : 55.011		DIFFERENCE : 0.000		
LAP	SECTOR 1	SECTOR 2	LAP TIME	MPH	DIFF	TIME OF DAY
1 -		22.362	1:03.089	68.92	8.078	11:00:07.160
2 -	33.596	22.340	55.936	77.74	0.925	11:01:03.096
3 -	33.247	22.231	55.478	78.38	0.467	11:01:58.574
4 -	33.488	22.199	55.687	78.09	0.676	11:02:54.261
5 -	33.562	22.246	55.808	77.92	0.797	11:03:50.069
6 -	34.022	22.013	56.035	77.60	1.024	11:04:46.104
7 -	33.698	22.010	55.708	78.06	0.697	11:05:41.812
8 -	33.167	22.103	55.270 (2)	78.67	0.259	11:06:37.082
9 -	33.238	22.149	55.387 (3)	78.51	0.376	11:07:32.469
<b>10 -</b>	<b>33.088</b>	<b>21.923</b>	<b>55.011 (1)</b>	<b>79.04</b>		<b>11:08:27.480</b>
11 -	33.495	22.343	55.838	77.87	0.827	11:09:23.318

# BMCRC - MRO Championships 2023 - Rnd 8 @ Brands Hatch Indy

## DFDS Yamaha Past Masters

### RACE 3 - SECTOR ANALYSIS



SECTOR 1 = FL to I1, SECTOR 2 = I1 to FL, DIFF = Difference To Personal Best Lap, P = Crossed Finish Line in Pit Lane, D = Time Disallowed

P13 46 C		Kevin MARSHALL		Yamaha TZR250 - Stacey Processing		
IDEAL LAP TIME : 56.577		BEST LAP TIME : 56.764		DIFFERENCE : 0.187		
LAP	SECTOR 1	SECTOR 2	LAP TIME	MPH	DIFF	TIME OF DAY
1 -		23.549	1:06.681	65.21	9.917	11:00:10.752
2 -	34.035	23.155	57.190	76.03	0.426	11:01:07.942
3 -	34.884	23.207	58.091	74.85	1.327	11:02:06.033
4 -	34.237	23.368	57.605	75.49	0.841	11:03:03.638
5 -	34.168	23.153	57.321	75.86	0.557	11:04:00.959
6 -	33.815	23.176	56.991	76.30	0.227	11:04:57.950
7 -	33.932	<b>22.912</b>	56.844 (2)	76.50	0.080	11:05:54.794
8 -	33.742	23.201	56.943	76.36	0.179	11:06:51.737
9 -	<b>33.665</b>	23.241	56.906 (3)	76.41	0.142	11:07:48.643
10 -	33.851	22.913	<b>56.764 (1)</b>	<b>76.60</b>		<b>11:08:45.407</b>

P14 72 C		John HAMILTON		Yamaha TZR250 - LW Racing		
IDEAL LAP TIME : 56.715		BEST LAP TIME : 56.898		DIFFERENCE : 0.183		
LAP	SECTOR 1	SECTOR 2	LAP TIME	MPH	DIFF	TIME OF DAY
1 -		22.816	1:04.506	67.41	7.608	11:00:08.577
2 -	<b>34.046</b>	22.852	<b>56.898 (1)</b>	<b>76.42</b>		<b>11:01:05.475</b>
3 -	34.353	22.853	57.206 (3)	76.01	0.308	11:02:02.681
4 -	34.833	23.035	57.868	75.14	0.970	11:03:00.549
5 -	34.745	23.106	57.851	75.16	0.953	11:03:58.400
6 -	34.332	22.980	57.312	75.87	0.414	11:04:55.712
7 -	34.925	23.172	58.097	74.85	1.199	11:05:53.809
8 -	34.761	23.362	58.123	74.81	1.225	11:06:51.932
9 -	34.128	22.775	56.903 (2)	76.42	0.005	11:07:48.835
10 -	34.797	<b>22.669</b>	57.466	75.67	0.568	11:08:46.301

P15 67 C		Mark BAILEY		Yamaha TZR250 - Elite Air conditioning Ltd. Hydroflow plumbing		
IDEAL LAP TIME : 57.977		BEST LAP TIME : 58.057		DIFFERENCE : 0.080		
LAP	SECTOR 1	SECTOR 2	LAP TIME	MPH	DIFF	TIME OF DAY
1 -		23.488	1:06.549	65.34	8.492	11:00:10.620
2 -	<b>34.826</b>	23.231	<b>58.057 (1)</b>	<b>74.90</b>		<b>11:01:08.677</b>
3 -	35.131	<b>23.151</b>	58.282 (2)	74.61	0.225	11:02:06.959
4 -	35.403	23.499	58.902 (3)	73.82	0.845	11:03:05.861
5 -	35.623	23.535	59.158	73.50	1.101	11:04:05.019
6 -	35.826	23.665	59.491	73.09	1.434	11:05:04.510
7 -	35.614	23.611	59.225	73.42	1.168	11:06:03.735
8 -	35.857	23.593	59.450	73.14	1.393	11:07:03.185
9 -	35.693	23.564	59.257	73.38	1.200	11:08:02.442
10 -	35.819	24.001	59.820	72.69	1.763	11:09:02.262

P16 73 C		Colvin TURNER		Yamaha TZR250 -		
IDEAL LAP TIME : 58.868		BEST LAP TIME : 58.868		DIFFERENCE : 0.000		
LAP	SECTOR 1	SECTOR 2	LAP TIME	MPH	DIFF	TIME OF DAY
1 -		23.840	1:07.852	64.08	8.984	11:00:11.923
2 -	<b>35.298</b>	<b>23.570</b>	<b>58.868 (1)</b>	<b>73.87</b>		<b>11:01:10.791</b>
3 -	36.140	23.731	59.871	72.63	1.003	11:02:10.662
4 -	35.817	23.571	59.388 (2)	73.22	0.520	11:03:10.050
5 -	35.933	23.662	59.595 (3)	72.96	0.727	11:04:09.645
6 -	36.492	23.604	1:00.096	72.36	1.228	11:05:09.741
7 -	35.702	24.106	59.808	72.70	0.940	11:06:09.549
8 -	36.204	24.384	1:00.588	71.77	1.720	11:07:10.137
9 -	37.125	24.178	1:01.303	70.93	2.435	11:08:11.440
10 -	35.950	24.295	1:00.245	72.18	1.377	11:09:11.685

# BMCRC - MRO Championships 2023 - Rnd 8 @ Brands Hatch Indy

## DFDS Yamaha Past Masters

### RACE 3 - SECTOR ANALYSIS



SECTOR 1 = FL to I1, SECTOR 2 = I1 to FL, DIFF = Difference To Personal Best Lap, P = Crossed Finish Line in Pit Lane, D = Time Disallowed

P17 36 C		Phil ZANUTTO		Yamaha TZR250 - Westend garage		
IDEAL LAP TIME : 1:00.294		BEST LAP TIME : 1:00.506		DIFFERENCE : 0.212		
LAP	SECTOR 1	SECTOR 2	LAP TIME	MPH	DIFF	TIME OF DAY
1 -		24.448	1:09.819	62.28	9.313	11:00:13.890
2 -	36.514	24.025	1:00.539 (2)	71.83	0.033	11:01:14.429
3 -	36.964	<b>23.895</b>	1:00.859 (3)	71.45	0.353	11:02:15.288
4 -	<b>36.399</b>	24.107	<b>1:00.506 (1)</b>	<b>71.87</b>		<b>11:03:15.794</b>
5 -	36.684	24.356	1:01.040	71.24	0.534	11:04:16.834
6 -	37.137	24.285	1:01.422	70.79	0.916	11:05:18.256
7 -	36.813	24.563	1:01.376	70.85	0.870	11:06:19.632
8 -	37.027	24.266	1:01.293	70.94	0.787	11:07:20.925
9 -	37.475	24.229	1:01.704	70.47	1.198	11:08:22.629
10 -	37.442	24.610	1:02.052	70.07	1.546	11:09:24.681

P18 100 R		Dan HART		Yamaha TZR250 - www.ypmrc.co.uk		
IDEAL LAP TIME : 1:02.007		BEST LAP TIME : 1:02.188		DIFFERENCE : 0.181		
LAP	SECTOR 1	SECTOR 2	LAP TIME	MPH	DIFF	TIME OF DAY
1 -		25.320	1:13.162	59.43	10.974	11:00:17.233
2 -	<b>37.419</b>	24.769	<b>1:02.188 (1)</b>	<b>69.92</b>		<b>11:01:19.421</b>
3 -	37.806	25.287	1:03.093 (3)	68.92	0.905	11:02:22.514
4 -	38.379	25.089	1:03.468	68.51	1.280	11:03:25.982
5 -	37.919	25.045	1:02.964 (2)	69.06	0.776	11:04:28.946
6 -	38.881	<b>24.588</b>	1:03.469	68.51	1.281	11:05:32.415
7 -	38.868	25.360	1:04.228	67.70	2.040	11:06:36.643
8 -	37.924	25.822	1:03.746	68.21	1.558	11:07:40.389
9 -	38.885	25.279	1:04.164	67.77	1.976	11:08:44.553

P19 25 C		Stephen WIMBLE		Yamaha TZR250 - S.B.W Contractor		
IDEAL LAP TIME : 1:04.338		BEST LAP TIME : 1:04.513		DIFFERENCE : 0.175		
LAP	SECTOR 1	SECTOR 2	LAP TIME	MPH	DIFF	TIME OF DAY
1 -		26.233	1:14.071	58.70	9.558	11:00:18.142
2 -	38.444	26.069	<b>1:04.513 (1)</b>	<b>67.40</b>		<b>11:01:22.655</b>
3 -	38.913	27.025	1:05.938	65.94	1.425	11:02:28.593
4 -	40.049	27.104	1:07.153	64.75	2.640	11:03:35.746
5 -	39.231	26.975	1:06.206	65.68	1.693	11:04:41.952
6 -	38.875	<b>26.045</b>	1:04.920 (2)	66.98	0.407	11:05:46.872
7 -	38.837	26.546	1:05.383	66.50	0.870	11:06:52.255
8 -	<b>38.293</b>	26.751	1:05.044 (3)	66.85	0.531	11:07:57.299
9 -	38.824	27.118	1:05.942	65.94	1.429	11:09:03.241

P20 84 R		Bert ELLISON		Yamaha TZR250 -		
IDEAL LAP TIME : 58.618		BEST LAP TIME : 58.694		DIFFERENCE : 0.076		
LAP	SECTOR 1	SECTOR 2	LAP TIME	MPH	DIFF	TIME OF DAY
1 -		24.074	1:07.906	64.03	9.212	11:00:11.977
2 -	35.887	23.866	59.753	72.77	1.059	11:01:11.730
3 -	36.108	23.721	59.829	72.68	1.135	11:02:11.559
4 -	36.161	23.750	59.911	72.58	1.217	11:03:11.470
5 -	<b>35.245</b>	23.449	<b>58.694 (1)</b>	<b>74.08</b>		<b>11:04:10.164</b>
6 -	35.621	23.507	59.128 (3)	73.54	0.434	11:05:09.292
7 -	35.934	23.463	59.397	73.21	0.703	11:06:08.689
8 -	35.745	<b>23.373</b>	59.118 (2)	73.55	0.424	11:07:07.807

P21 27		Richard HAYWARD		Yamaha TZR250 - GForce/Hayward R Ltd/SnapOn		
IDEAL LAP TIME : 53.661		BEST LAP TIME : 53.816		DIFFERENCE : 0.155		
LAP	SECTOR 1	SECTOR 2	LAP TIME	MPH	DIFF	TIME OF DAY
1 -		<b>21.667</b>	59.959	72.52	6.143	11:00:04.030
2 -	<b>31.994</b>	21.822	<b>53.816 (1)</b>	<b>80.80</b>		<b>11:00:57.846</b>



# BMCRC - MRO Championships 2023 - Rnd 8 @ Brands Hatch Indy

## DFDS Yamaha Past Masters

### RACE 3 - SECTOR ANALYSIS



SECTOR 1 = FL to I1, SECTOR 2 = I1 to FL, DIFF = Difference To Personal Best Lap, P = Crossed Finish Line in Pit Lane, D = Time Disallowed

<b>P22 18</b>		<b>Marc PRENTICE</b>		Yamaha TZR 250 -			
IDEAL LAP TIME : 57.206		BEST LAP TIME : 58.518		DIFFERENCE : 1.312			
LAP	SECTOR 1	SECTOR 2	LAP TIME	MPH	DIFF	TIME OF DAY	
1 -		<b>23.094</b>	1:05.246	66.64	6.728	11:00:09.317	
2 -	<b>34.112</b>	24.406	<b>58.518 (1)</b>	<b>74.31</b>		<b>11:01:07.835</b>	

# BMCRC - MRO Championships 2023 - Rnd 8 @ Brands Hatch Indy

## DFDS Yamaha Past Masters

### RACE 3 - BEST SECTORS

SECTOR 1			SECTOR 2			IDEAL / BEST COMPARISON						
POS	NO	NAME	TIME	NO	NAME	TIME	POS	NO	NAME	IDEAL	BEST	DIFF
									<b>PERFECT LAP</b>	<b>51.827</b>		
1	75	JOHNSON	30.942	51	WHOLEY	20.885	1	51	WHOLEY	51.884	51.884	0.000
2	51	WHOLEY	30.999	75	JOHNSON	21.036	2	75	JOHNSON	51.978	52.038	0.060
3	8	BALL	31.917	8	BALL	21.419	3	8	BALL	53.336	53.415	0.079
4	15	PERKINS	31.988	15	PERKINS	21.490	4	15	PERKINS	53.478	53.478	0.000
5	27	HAYWARD	31.994	4	HALIL	21.574	5	27	HAYWARD	53.661	53.816	0.155
6	57	MOOK	32.070	27	HAYWARD	21.667	6	57	MOOK	53.788	53.798	0.010
7	74	WHITBY	32.118	57	MOOK	21.718	7	4	HALIL	53.892	54.139	0.247
8	4	HALIL	32.318	74	WHITBY	21.918	8	74	WHITBY	54.036	54.161	0.125
9	26	LEE	32.546	60	GOUGH	21.923	9	26	LEE	54.665	54.812	0.147
10	81	GRANT	32.610	29	CRIPPS	21.982	10	81	GRANT	54.712	54.740	0.028
11	28	McCARTER	32.684	28	McCARTER	22.063	11	28	McCARTER	54.747	54.747	0.000
12	29	CRIPPS	32.974	81	GRANT	22.102	12	29	CRIPPS	54.956	55.123	0.167
13	60	GOUGH	33.088	26	LEE	22.119	13	60	GOUGH	55.011	55.011	0.000
14	46	MARSHALL	33.665	72	HAMILTON	22.669	14	46	MARSHALL	56.577	56.764	0.187
15	72	HAMILTON	34.046	46	MARSHALL	22.912	15	72	HAMILTON	56.715	56.898	0.183
16	18	PRENTICE	34.112	18	PRENTICE	23.094	16	18	PRENTICE	57.206	58.518	1.312
17	67	BAILEY	34.826	67	BAILEY	23.151	17	67	BAILEY	57.977	58.057	0.080
18	84	ELLISON	35.245	84	ELLISON	23.373	18	84	ELLISON	58.618	58.694	0.076
19	73	TURNER	35.298	73	TURNER	23.570	19	73	TURNER	58.868	58.868	0.000
20	36	ZANUTTO	36.399	36	ZANUTTO	23.895	20	36	ZANUTTO	1:00.294	1:00.506	0.212
21	100	HART	37.419	100	HART	24.588	21	100	HART	1:02.007	1:02.188	0.181
22	25	WIMBLE	38.293	25	WIMBLE	26.045	22	25	WIMBLE	1:04.338	1:04.513	0.175

# BMCRC - MRO Championships 2023 - Rnd 8 @ Brands Hatch Indy

## DFDS Yamaha Past Masters

### RACE 3 - STATISTICS

**Competitors Started** 22  
**Planned Start** 2023-10-01 @ 11:00:00.000  
**Actual Start** 2023-10-01 @ 10:59:04.070  
**Finish Time** 2023-10-01 @ 11:08:44.552  
**Track Length** 1.2079mi.  
**Total Laps** 212  
**Total Distance Covered** 256.0844mi.

#### Session Fastest Lap History

NO	CL	NAME	LAP TIME	TIME OF DAY	LAP	VEHICLE
75		Anthony JOHNSON	<b>52.038</b>	11:00:53.156	2	Yamaha TZR250
51		Kevin WHOLEY	<b>51.884</b>	11:04:22.305	6	Yamaha TZR250

#### Session Leader History

NO	CL	NAME	FROM LAP	LAPS LED	DISTANCE	VEHICLE
75		Anthony JOHNSON	1	5	6.03 miles	Yamaha TZR250
51		Kevin WHOLEY	6	3	3.62 miles	Yamaha TZR250
75		Anthony JOHNSON	9	3	3.62 miles	Yamaha TZR250

#### Flag History

TYPE	TIME OF DAY
GREEN	10:59:04.070
FINISH	11:08:44.552

#### Flag Statistics

TYPE	COUNT	TOTAL LAPS	TOTAL TIME
Green	1	11	10:55.666
Red	0	0	0.000
Safety Car	0	0	0.000
FCY	0	0	0.000

# BMCRC - MRO Championships 2023 - Rnd 8 @ Brands Hatch Indy

## DFDS Yamaha Past Masters

### RACE 3 - STATISTICS

**CLASS :**

12 Starters

#### Fastest Lap History

NO	NAME	LAP TIME	TIME OF DAY	LAP	VEHICLE
75	Anthony JOHNSON	<b>52.038</b>	11:00:53.156	2	Yamaha TZR250
51	Kevin WHOLEY	<b>51.884</b>	11:04:22.305	6	Yamaha TZR250

#### Leader History

NO	NAME	FROM LAP	LAPS LED	DISTANCE	VEHICLE
75	Anthony JOHNSON	1	5	6.03 miles	Yamaha TZR250
51	Kevin WHOLEY	6	3	3.62 miles	Yamaha TZR250
75	Anthony JOHNSON	9	3	3.62 miles	Yamaha TZR250

# BMCRC - MRO Championships 2023 - Rnd 8 @ Brands Hatch Indy

## DFDS Yamaha Past Masters

### RACE 3 - STATISTICS

**CLASS : C**

8 Starters

#### Fastest Lap History

NO	NAME	LAP TIME	TIME OF DAY	LAP	VEHICLE
26	Damian LEE	<b>55.574</b>	11:01:01.734	2	Yamaha TZR250
26	Damian LEE	<b>55.323</b>	11:01:57.069	3	Yamaha TZR250
26	Damian LEE	<b>54.812</b>	11:02:51.880	4	Yamaha TZR250

#### Leader History

NO	NAME	FROM LAP	LAPS LED	DISTANCE	VEHICLE
26	Damian LEE	1	11	13.28 miles	Yamaha TZR250

# BMCRC - MRO Championships 2023 - Rnd 8 @ Brands Hatch Indy

## DFDS Yamaha Past Masters

### RACE 3 - STATISTICS

**CLASS : R**

2 Starters

#### Fastest Lap History

NO	NAME	LAP TIME	TIME OF DAY	LAP	VEHICLE
84	Bert ELLISON	59.753	11:01:11.758	2	Yamaha TZR250
84	Bert ELLISON	58.694	11:04:10.192	5	Yamaha TZR250

#### Leader History

NO	NAME	FROM LAP	LAPS LED	DISTANCE	VEHICLE
84	Bert ELLISON	1	8	9.66 miles	Yamaha TZR250
100	Dan HART	9	1	1.20 miles	Yamaha TZR250

**BMCRC - MRO Championships 2023 - Rnd 8 @ Brands Hatch Indy**
**DFDS Yamaha Past Masters**
**RACE 14 - GRID (11 Laps)**

ROW 10	29	199	Michael FROST	28	333	Mark STUBBERFIELD				
ROW 9	27	150	Stuart MELHUIISH	26	52	Andy FLUX	25	17	Dan MILES	
ROW 8	24	7	Pete FISHWICK	23	61	Paul WELCH	22	25	Stephen WIMBLE	1:04.513
ROW 7	21	100	Dan HART	20	36	Phil ZANUTTO	19	73	Colvin TURNER	1:02.188 1:00.506 58.868
ROW 6	18	84	Bert ELLISON	17	18	Marc PRENTICE	16	67	Mark BAILEY	58.694 58.518 58.057
ROW 5	15	72	John HAMILTON	14	46	Kevin MARSHALL	13	29	Derek CRIPPS	56.898 56.764 55.123
ROW 4	12	60	Danny GOUGH	11	26	Damian LEE	10	28	Liam McCARTER	55.011 54.812 54.747
ROW 3	9	81	Scott GRANT	8	74	Paul WHITBY	7	4	Denis HALIL	54.740 54.161 54.139
ROW 2	6	27	Richard HAYWARD	5	57	Geoff MOOK	4	15	Billy PERKINS	53.816 53.798 53.478
ROW 1	3	8	David BALL	2	75	Anthony JOHNSON	1	51	Kevin WHOLEY	53.415 52.038 51.884
<b>Pole</b>										

Brands Hatch Indy: 1.2079 miles

These results are provisional until the conclusion of any judicial and technical matters.

Clerk Of Course :	Stewards :	Timekeeper : <i>Craig Smith</i>
-------------------	------------	------------------------------------

 Results can be found at [www.tsl-timing.com](http://www.tsl-timing.com)

Printed - 11:11 Sunday, 01 October 2023



**BMCRC - MRO Championships 2023 - Rnd 8 @ Brands Hatch Indy**
**DFDS Yamaha Past Masters**
**RACE 14 - CLASSIFICATION**

POS	NO	CL	PIC NAME	ENTRY	LAPS	TIME	GAP	DIFF	MPH	BEST	ON
1	51		1 Kevin WHOLEY	Yamaha TZR250 - Twistgrip Motorcycles	11	9:41.393			82.27	51.954	4
2	75		2 Anthony JOHNSON	Yamaha TZR250 - INTA MOTORCYCLE SERVICES	11	9:41.455	0.062	0.062	82.26	51.817	10
3	8		3 David BALL	Yamaha TZR250 - Gardiner Page and Roe pension c	11	9:57.770	16.377	16.315	80.02	53.204	5
4	4		4 Denis HALIL	Yamaha TZR250 - D & A AUTOS	11	10:06.734	25.341	8.964	78.83	54.193	3
5	27		5 Richard HAYWARD	Yamaha TZR250 - GForce/Hayward R Ltd/SnapOn	11	10:06.744	25.351	0.010	78.83	53.989	10
6	74		6 Paul WHITBY	Yamaha TZR250 - Greybridge Ltd	11	10:10.022	28.629	3.278	78.41	54.489	10
7	26	C	1 Damian LEE	Yamaha TZR250 - Leed Autos	11	10:12.468	31.075	2.446	78.10	54.438	11
8	29		7 Derek CRIPPS	Yamaha TZR250 - Team FBR	11	10:13.172	31.779	0.704	78.01	54.373	7
9	81		8 Scott GRANT	Yamaha TZR250 -	11	10:13.824	32.431	0.652	77.92	54.532	6
10	28		9 Liam McCARTER	Yamaha TZR250 - Katie McCarter	11	10:15.056	33.663	1.232	77.77	54.546	7
11	60	C	2 Danny GOUGH	Yamaha TZR250 - G Force Motorcycles	11	10:27.481	46.088	12.425	76.23	55.967	2
12	18		10 Marc PRENTICE	Yamaha TZR 250 -	11	10:32.266	50.873	4.785	75.65	56.033	8
13	72	C	3 John HAMILTON	Yamaha TZR250 - LW Racing	11	10:33.200	51.807	0.934	75.54	55.897	11
14	46	C	4 Kevin MARSHALL	Yamaha TZR250 - Stacey Processing	11	10:33.731	52.338	0.531	75.48	56.399	10
15	52	C	5 Andy FLUX	Yamaha TZR250 - Mach 1 Automotive LTD	11	10:35.666	54.273	1.935	75.25	56.657	4
16	67	C	6 Mark BAILEY	Yamaha TZR250 - Elite Air conditioning Ltd. Hydroflc	10	9:53.213	1 Lap	1 Lap	73.30	57.906	9
17	84	R	1 Bert ELLISON	Yamaha TZR250 -	10	9:53.618	1 Lap	0.405	73.25	57.597	9
18	73	C	7 Colvin TURNER	Yamaha TZR250 -	10	9:53.901	1 Lap	0.283	73.22	57.292	10
19	36	C	8 Phil ZANUTTO	Yamaha TZR250 - Westend garage	10	10:24.044	1 Lap	30.143	69.68	1:00.305	2
20	25	C	9 Stephen WIMBLE	Yamaha TZR250 - S.B.W Contractor	9	9:45.720	2 Laps	1 Lap	66.81	1:03.729	7
21	100	R	2 Dan HART	Yamaha TZR250 - www.ypmrc.co.uk	9	10:09.934	2 Laps	24.214	64.16	1:03.012	6

**NOT CLASSIFIED**

DNF	15		Billy PERKINS	Yamaha TZR250 - Ashford tarmac / Barking mad abx	1	1:02.352	10 Laps	8 Laps	69.74		
DNF	150	R	Stuart MELHUISH	Yamaha TZR250 -	0						

**FASTEST LAP**

	75		Anthony JOHNSON	Yamaha TZR250 - INTA MOTORCYCLE SERVICES	10	51.817			83.92 mph	135.05 kph	
	26	C	Damian LEE	Yamaha TZR250 - Leed Autos	11	54.438			79.88 mph	128.55 kph	
	84	R	Bert ELLISON	Yamaha TZR250 -	9	57.597			75.50 mph	121.50 kph	

Class - 92.5% of Race Speed = 76.09 mph  
 Class C - 92.5% of Race Speed = 72.24 mph  
 Class R - 92.5% of Race Speed = 67.75 mph

Weather / Track : Bright / Dry

These results are provisional until the conclusion of any judicial and technical matters.

Race Distance: 11 Laps / 13.28 miles

Brands Hatch Indy: 1.2079 miles

Date: 01/10/2023 Start: 14:50 Finish: 15:00

Clerk Of Course :

Stewards :

Timekeeper :

*Craig Smith*

Results can be found at [www.tsl-timing.com](http://www.tsl-timing.com)

Printed - 15:02 Sunday, 01 October 2023





# BMCR - MRO Championships 2023 - Rnd 8 @ Brands Hatch Indy

## DFDS Yamaha Past Masters

### RACE 14 - LAP CHART

#### LAP 1 @ 14:51:36.395

NO	BEHIND	LAP TIME
75		57.331
51	0.239	57.570
8	1.855	59.186
27	2.944	1:00.275
4	3.941	1:01.272
74	4.902	1:02.233
15	5.021	1:02.352
28	5.274	1:02.605
81	5.343	1:02.674
26	5.547	1:02.878
60	6.086	1:03.417
29	6.291	1:03.622
72	6.803	1:04.134
46	7.490	1:04.821
18	7.558	1:04.889
73	8.629	1:05.960
52	8.705	1:06.036
67	9.051	1:06.382
84	9.716	1:07.047
36	11.173	1:08.504
100	15.570	1:12.901
25	15.656	1:12.987

#### LAP 2 @ 14:52:28.791

NO	BEHIND	LAP TIME
75		52.396
51	0.251	52.408
8	3.750	54.291
27	5.356	54.808
4	6.104	54.559
74	7.797	55.291
81	8.851	55.904
28	9.079	56.201
26	9.117	55.966
60	9.657	55.967
29	10.043	56.148
72	11.041	56.634
18	12.035	56.873
46	12.093	56.999
52	13.519	57.210
67	14.996	58.341
73	15.468	59.235
84	16.287	58.967
36	19.082	1:00.305
100	26.260	1:03.086
25	27.392	1:04.132

#### LAP 3 @ 14:53:21.123

NO	BEHIND	LAP TIME
75		52.332
51	0.214	52.295
8	5.243	53.825
27	7.957	54.933
4	7.965	54.193
74	10.400	54.935
81	11.623	55.104
26	12.001	55.216
28	12.538	55.791
29	13.023	55.312
60	13.317	55.992
72	15.789	57.080
18	17.120	57.417

46	17.348	57.587
52	17.992	56.805
67	20.731	58.067
73	21.633	58.497
84	22.783	58.828
36	27.549	1:00.799
100	36.955	1:03.027
25	38.898	1:03.838

#### LAP 4 @ 14:54:13.291

NO	BEHIND	LAP TIME
51		51.954
75	0.027	52.195
8	6.789	53.714
4	10.559	54.762
27	10.627	54.838
74	12.897	54.665
81	14.489	55.034
26	14.842	55.009
28	15.837	55.467
29	15.946	55.091
60	17.322	56.173
72	20.667	57.046
18	21.757	56.805
46	22.235	57.055
52	22.481	56.657
67	27.163	58.600
73	28.031	58.566
84	29.467	58.852
36	36.330	1:00.949
100	49.072	1:04.285
25	51.095	1:04.365

#### LAP 5 @ 14:55:05.425

NO	BEHIND	LAP TIME
75		52.107
51	0.358	52.492
8	7.859	53.204
4	13.089	54.664
27	13.189	54.696
74	15.561	54.798
81	17.140	54.785
26	17.502	54.794
28	18.757	55.054
29	18.856	55.044
60	21.786	56.598
72	25.329	56.796
18	27.047	57.424
46	27.364	57.263
52	27.494	57.147
67	33.802	58.773
73	34.697	58.800
84	35.480	58.147
36	45.008	1:00.812

#### LAP 6 @ 14:55:58.212

NO	BEHIND	LAP TIME
51		52.429
75	0.050	52.837
100	1 Lap	1:03.149
8	8.595	53.523
25	1 Lap	1:03.954
4	14.727	54.425
27	14.747	54.345

74	17.473	54.699
81	18.885	54.532
26	19.173	54.458
29	20.486	54.417
28	21.047	55.077
60	25.135	56.136
72	29.592	57.050
18	31.191	56.931
46	31.287	56.710
52	31.647	56.940
67	40.055	59.040
73	40.486	58.576
84	40.957	58.264

#### LAP 7 @ 14:56:50.752

NO	BEHIND	LAP TIME
51		52.540
75	0.235	52.725
36	1 Lap	1:01.208
8	9.839	53.784
4	16.765	54.578
27	17.337	55.130
100	1 Lap	1:03.012
74	19.427	54.494
81	21.384	55.039
25	1 Lap	1:04.305
26	21.979	55.346
29	22.319	54.373
28	23.053	54.546
60	29.086	56.491
72	34.106	57.054
46	35.359	56.612
18	35.422	56.771
52	36.167	57.060
67	46.205	58.690
73	46.368	58.422
84	46.993	58.576

#### LAP 8 @ 14:57:43.115

NO	BEHIND	LAP TIME
51		52.363
75	0.175	52.303
36	1 Lap	1:01.226
8	11.107	53.631
4	18.792	54.390
27	19.276	54.302
74	21.980	54.916
81	23.987	54.966
26	24.207	54.591
29	24.553	54.597
28	26.068	55.378
25	1 Lap	1:03.729
60	33.645	56.922
72	38.627	56.884
18	39.092	56.033
46	39.962	56.966
52	41.173	57.369

#### LAP 9 @ 14:58:35.842

NO	BEHIND	LAP TIME
51		52.727
67	1 Lap	58.961
75	0.509	53.061
73	1 Lap	59.376

84	1 Lap	59.186
100	2 Laps	1:33.005
8	12.284	53.904
36	1 Lap	1:02.275
4	20.483	54.418
27	20.876	54.327
74	23.783	54.530
81	26.241	54.981
26	26.413	54.933
29	26.746	54.920
28	28.423	55.082
60	37.465	56.547
18	43.115	56.750
72	43.294	57.394
46	44.039	56.804
25	1 Lap	1:03.850
52	45.270	56.824

#### LAP 10 @ 14:59:28.124

NO	BEHIND	LAP TIME
51		52.282
75	0.044	51.817
67	1 Lap	57.906
84	1 Lap	57.597
73	1 Lap	59.177
8	14.817	54.815
100	2 Laps	1:03.706
4	22.478	54.277
27	22.583	53.989
74	25.990	54.489
26	28.970	54.839
29	29.299	54.835
81	29.703	55.744
36	1 Lap	1:03.229
28	31.095	54.954
60	41.814	56.631
18	47.055	56.222
46	48.156	56.399
72	48.243	57.231
52	49.934	56.946

#### LAP 11 @ 15:00:20.457

NO	BEHIND	LAP TIME
51		52.333
75	0.062	52.351
25	2 Laps	1:04.560
67	1 Lap	58.453
84	1 Lap	58.154
73	1 Lap	57.292
8	16.377	53.893
4	25.341	55.196
27	25.351	55.101
100	2 Laps	1:03.763
74	28.629	54.972
26	31.075	54.438
29	31.779	54.813
81	32.431	55.061
28	33.663	54.901
36	1 Lap	1:04.737
60	46.088	56.607
18	50.873	56.151
72	51.807	55.897
46	52.338	56.515
52	54.273	56.672

# BMCRC - MRO Championships 2023 - Rnd 8 @ Brands Hatch Indy

## DFDS Yamaha Past Masters

### RACE 14 - POSITION CHART

No	Name	Lap											
		Pos	1	2	3	4	5	6	7	8	9	10	11
51	WHOLEY	1	75	75	75	51	75	51	51	51	51	51	51
75	JOHNSON	2	51	51	51	75	51	75	75	75	75	75	75
8	BALL	3	8	8	8	8	8	8	8	8	8	8	8
15	PERKINS	4	27	27	27	4	4	4	4	4	4	4	4
27	HAYWARD	5	4	4	4	27	27	27	27	27	27	27	27
4	HALIL	6	74	74	74	74	74	74	74	74	74	74	74
74	WHITBY	7	15	81	81	81	81	81	81	81	81	26	26
81	GRANT	8	28	28	26	26	26	26	26	26	26	29	29
28	McCARTER	9	81	26	28	28	28	29	29	29	29	81	81
26	LEE	10	26	60	29	29	29	28	28	28	28	28	28
60	GOUGH	11	60	29	60	60	60	60	60	60	60	60	60
29	CRIPPS	12	29	72	72	72	72	72	72	72	18	18	18
46	MARSHALL	13	72	18	18	18	18	18	46	18	72	46	72
72	HAMILTON	14	46	46	46	46	46	46	18	46	46	72	46
67	BAILEY	15	18	52	52	52	52	52	52	52	52	52	52
18	PRENTICE	16	73	67	67	67	67	67	67	67	67	67	67
84	ELLISON	17	52	73	73	73	73	73	73	73	84	84	
73	TURNER	18	67	84	84	84	84	84	84	84	73	73	
36	ZANUTTO	19	84	36	36	36	36	36	36	36	36	36	
100	HART	20	36	100	100	100	100	100	25	25	25		
25	WIMBLE	21	100	25	25	25	25	25	100	100	100		
52	FLUX	22	25										
150	MELHUIISH	23											

# BMCRC - MRO Championships 2023 - Rnd 8 @ Brands Hatch Indy

## DFDS Yamaha Past Masters

### RACE 14 - SECTOR ANALYSIS



SECTOR 1 = FL to I1, SECTOR 2 = I1 to FL, DIFF = Difference To Personal Best Lap, P = Crossed Finish Line in Pit Lane, D = Time Disallowed

P1 51		Kevin WHOLEY		Yamaha TZR250 - Twistgrip Motorcycles		
IDEAL LAP TIME : 51.938		BEST LAP TIME : 51.954		DIFFERENCE : 0.016		
LAP	SECTOR 1	SECTOR 2	LAP TIME	MPH	DIFF	TIME OF DAY
1 -		20.878	57.570	75.53	5.616	14:51:36.634
2 -	31.558	<b>20.850</b>	52.408	82.97	0.454	14:52:29.042
3 -	31.426	20.869	52.295 (3)	83.15	0.341	14:53:21.337
4 -	<b>31.088</b>	20.866	<b>51.954 (1)</b>	<b>83.70</b>		<b>14:54:13.291</b>
5 -	31.590	20.902	52.492	82.84	0.538	14:55:05.783
6 -	31.488	20.941	52.429	82.94	0.475	14:55:58.212
7 -	31.505	21.035	52.540	82.76	0.586	14:56:50.752
8 -	31.333	21.030	52.363	83.04	0.409	14:57:43.115
9 -	31.652	21.075	52.727	82.47	0.773	14:58:35.842
10 -	31.206	21.076	52.282 (2)	83.17	0.328	14:59:28.124
11 -	31.393	20.940	52.333	83.09	0.379	15:00:20.457

P2 75		Anthony JOHNSON		Yamaha TZR250 - INTA MOTORCYCLE SERVICES LTD		
IDEAL LAP TIME : 51.656		BEST LAP TIME : 51.817		DIFFERENCE : 0.161		
LAP	SECTOR 1	SECTOR 2	LAP TIME	MPH	DIFF	TIME OF DAY
1 -		21.107	57.331	75.85	5.514	14:51:36.395
2 -	31.287	21.109	52.396	82.99	0.579	14:52:28.791
3 -	31.117	21.215	52.332	83.09	0.515	14:53:21.123
4 -	31.115	21.080	52.195 (3)	83.31	0.378	14:54:13.318
5 -	31.065	21.042	52.107 (2)	83.45	0.290	14:55:05.425
6 -	31.710	21.127	52.837	82.30	1.020	14:55:58.262
7 -	31.528	21.197	52.725	82.47	0.908	14:56:50.987
8 -	31.461	<b>20.842</b>	52.303	83.14	0.486	14:57:43.290
9 -	31.632	21.429	53.061	81.95	1.244	14:58:36.351
10 -	<b>30.814</b>	21.003	<b>51.817 (1)</b>	<b>83.92</b>		<b>14:59:28.168</b>
11 -	31.012	21.339	52.351	83.06	0.534	15:00:20.519

P3 8		David BALL		Yamaha TZR250 - Gardiner Page and Roe pension consultants		
IDEAL LAP TIME : 53.125		BEST LAP TIME : 53.204		DIFFERENCE : 0.079		
LAP	SECTOR 1	SECTOR 2	LAP TIME	MPH	DIFF	TIME OF DAY
1 -		21.634	59.186	73.47	5.982	14:51:38.250
2 -	32.627	21.664	54.291	80.09	1.087	14:52:32.541
3 -	32.166	21.659	53.825	80.79	0.621	14:53:26.366
4 -	32.221	21.493	53.714	80.95	0.510	14:54:20.080
5 -	<b>31.777</b>	21.427	<b>53.204 (1)</b>	<b>81.73</b>		<b>14:55:13.284</b>
6 -	31.853	21.670	53.523 (2)	81.24	0.319	14:56:06.807
7 -	32.263	21.521	53.784	80.85	0.580	14:57:00.591
8 -	32.283	<b>21.348</b>	53.631 (3)	81.08	0.427	14:57:54.222
9 -	32.381	21.523	53.904	80.67	0.700	14:58:48.126
10 -	32.414	22.401	54.815	79.33	1.611	14:59:42.941
11 -	32.312	21.581	53.893	80.68	0.689	15:00:36.834

P4 4		Denis HALIL		Yamaha TZR250 - D & A AUTOS		
IDEAL LAP TIME : 54.079		BEST LAP TIME : 54.193		DIFFERENCE : 0.114		
LAP	SECTOR 1	SECTOR 2	LAP TIME	MPH	DIFF	TIME OF DAY
1 -		22.056	1:01.272	70.97	7.079	14:51:40.336
2 -	32.724	21.835	54.559	79.70	0.366	14:52:34.895
3 -	32.503	21.690	<b>54.193 (1)</b>	<b>80.24</b>		<b>14:53:29.088</b>
4 -	33.083	21.679	54.762	79.40	0.569	14:54:23.850
5 -	32.961	21.703	54.664	79.55	0.471	14:55:18.514
6 -	32.781	21.644	54.425	79.90	0.232	14:56:12.939
7 -	32.952	21.626	54.578	79.67	0.385	14:57:07.517
8 -	32.556	21.834	54.390 (3)	79.95	0.197	14:58:01.907
9 -	32.805	<b>21.613</b>	54.418	79.91	0.225	14:58:56.325
10 -	<b>32.466</b>	21.811	54.277 (2)	80.11	0.084	14:59:50.602
11 -	33.234	21.962	55.196	78.78	1.003	15:00:45.798

# BMCRC - MRO Championships 2023 - Rnd 8 @ Brands Hatch Indy

## DFDS Yamaha Past Masters

### RACE 14 - SECTOR ANALYSIS



SECTOR 1 = FL to I1, SECTOR 2 = I1 to FL, DIFF = Difference To Personal Best Lap, P = Crossed Finish Line in Pit Lane, D = Time Disallowed

<b>P5 27</b>		<b>Richard HAYWARD</b>		Yamaha TZR250 - GForce/Hayward R Ltd/SnapOn		
IDEAL LAP TIME : 53.989		BEST LAP TIME : 53.989		DIFFERENCE : 0.000		
LAP	SECTOR 1	SECTOR 2	LAP TIME	MPH	DIFF	TIME OF DAY
1 -		21.955	1:00.275	72.14	6.286	14:51:39.339
2 -	32.764	22.044	54.808	79.34	0.819	14:52:34.147
3 -	32.873	22.060	54.933	79.16	0.944	14:53:29.080
4 -	32.813	22.025	54.838	79.29	0.849	14:54:23.918
5 -	32.682	22.014	54.696	79.50	0.707	14:55:18.614
6 -	32.385	21.960	54.345	80.01	0.356	14:56:12.959
7 -	33.080	22.050	55.130	78.87	1.141	14:57:08.089
8 -	32.425	21.877	54.302 (2)	80.08	0.313	14:58:02.391
9 -	32.547	21.780	54.327 (3)	80.04	0.338	14:58:56.718
<b>10 -</b>	<b>32.329</b>	<b>21.660</b>	<b>53.989 (1)</b>	<b>80.54</b>		<b>14:59:50.707</b>
11 -	33.010	22.091	55.101	78.92	1.112	15:00:45.808

<b>P6 74</b>		<b>Paul WHITBY</b>		Yamaha TZR250 - Greybridge Ltd		
IDEAL LAP TIME : 54.348		BEST LAP TIME : 54.489		DIFFERENCE : 0.141		
LAP	SECTOR 1	SECTOR 2	LAP TIME	MPH	DIFF	TIME OF DAY
1 -		22.533	1:02.233	69.87	7.744	14:51:41.297
2 -	33.246	22.045	55.291	78.64	0.802	14:52:36.588
3 -	32.724	22.211	54.935	79.15	0.446	14:53:31.523
4 -	32.828	<b>21.837</b>	54.665	79.55	0.176	14:54:26.188
5 -	32.653	22.145	54.798	79.35	0.309	14:55:20.986
6 -	32.737	21.962	54.699	79.50	0.210	14:56:15.685
7 -	32.527	21.967	54.494 (2)	79.79	0.005	14:57:10.179
8 -	32.799	22.117	54.916	79.18	0.427	14:58:05.095
9 -	32.528	22.002	54.530 (3)	79.74	0.041	14:58:59.625
<b>10 -</b>	<b>32.511</b>	21.978	<b>54.489 (1)</b>	<b>79.80</b>		<b>14:59:54.114</b>
11 -	32.763	22.209	54.972	79.10	0.483	15:00:49.086

<b>P7 26 C</b>		<b>Damian LEE</b>		Yamaha TZR250 - Leed Autos		
IDEAL LAP TIME : 54.314		BEST LAP TIME : 54.438		DIFFERENCE : 0.124		
LAP	SECTOR 1	SECTOR 2	LAP TIME	MPH	DIFF	TIME OF DAY
1 -		22.291	1:02.878	69.15	8.440	14:51:41.942
2 -	33.389	22.577	55.966	77.70	1.528	14:52:37.908
3 -	33.035	22.181	55.216	78.75	0.778	14:53:33.124
4 -	32.831	22.178	55.009	79.05	0.571	14:54:28.133
5 -	32.660	22.134	54.794	79.36	0.356	14:55:22.927
6 -	32.424	22.034	54.458 (2)	79.85	0.020	14:56:17.385
7 -	32.657	22.689	55.346	78.57	0.908	14:57:12.731
8 -	32.648	21.943	54.591 (3)	79.65	0.153	14:58:07.322
9 -	33.005	<b>21.928</b>	54.933	79.16	0.495	14:59:02.255
10 -	32.622	22.217	54.839	79.29	0.401	14:59:57.094
<b>11 -</b>	<b>32.386</b>	22.052	<b>54.438 (1)</b>	<b>79.88</b>		<b>15:00:51.532</b>

<b>P8 29</b>		<b>Derek CRIPPS</b>		Yamaha TZR250 - Team FBR		
IDEAL LAP TIME : 54.344		BEST LAP TIME : 54.373		DIFFERENCE : 0.029		
LAP	SECTOR 1	SECTOR 2	LAP TIME	MPH	DIFF	TIME OF DAY
1 -		22.456	1:03.622	68.35	9.249	14:51:42.686
2 -	33.852	22.296	56.148	77.44	1.775	14:52:38.834
3 -	33.274	22.038	55.312	78.61	0.939	14:53:34.146
4 -	33.183	21.908	55.091	78.93	0.718	14:54:29.237
5 -	33.226	21.818	55.044	79.00	0.671	14:55:24.281
6 -	32.725	21.692	54.417 (2)	79.91	0.044	14:56:18.698
<b>7 -</b>	<b>32.714</b>	<b>21.659</b>	<b>54.373 (1)</b>	<b>79.97</b>		<b>14:57:13.071</b>
8 -	32.888	21.709	54.597 (3)	79.64	0.224	14:58:07.668
9 -	<b>32.685</b>	22.235	54.920	79.18	0.547	14:59:02.588
10 -	32.937	21.898	54.835	79.30	0.462	14:59:57.423
11 -	32.865	21.948	54.813	79.33	0.440	15:00:52.236

# BMCRC - MRO Championships 2023 - Rnd 8 @ Brands Hatch Indy

## DFDS Yamaha Past Masters

### RACE 14 - SECTOR ANALYSIS



SECTOR 1 = FL to I1, SECTOR 2 = I1 to FL, DIFF = Difference To Personal Best Lap, P = Crossed Finish Line in Pit Lane, D = Time Disallowed

P9 81		Scott GRANT		Yamaha TZR250 -		
IDEAL LAP TIME : 54.532		BEST LAP TIME : 54.532		DIFFERENCE : 0.000		
LAP	SECTOR 1	SECTOR 2	LAP TIME	MPH	DIFF	TIME OF DAY
1 -		22.520	1:02.674	69.38	8.142	14:51:41.738
2 -	33.476	22.428	55.904	77.78	1.372	14:52:37.642
3 -	32.914	22.190	55.104	78.91	0.572	14:53:32.746
4 -	32.920	22.114	55.034	79.01	0.502	14:54:27.780
5 -	32.579	22.206	54.785 (2)	79.37	0.253	14:55:22.565
6 -	<b>32.454</b>	<b>22.078</b>	<b>54.532 (1)</b>	<b>79.74</b>		<b>14:56:17.097</b>
7 -	32.818	22.221	55.039	79.00	0.507	14:57:12.136
8 -	32.863	22.103	54.966 (3)	79.11	0.434	14:58:07.102
9 -	32.865	22.116	54.981	79.09	0.449	14:59:02.083
10 -	33.556	22.188	55.744	78.01	1.212	14:59:57.827
11 -	32.580	22.481	55.061	78.97	0.529	15:00:52.888

P10 28		Liam McCARTER		Yamaha TZR250 - Katie McCarter		
IDEAL LAP TIME : 54.499		BEST LAP TIME : 54.546		DIFFERENCE : 0.047		
LAP	SECTOR 1	SECTOR 2	LAP TIME	MPH	DIFF	TIME OF DAY
1 -		22.488	1:02.605	69.46	8.059	14:51:41.669
2 -	33.587	22.614	56.201	77.37	1.655	14:52:37.870
3 -	33.211	22.580	55.791	77.94	1.245	14:53:33.661
4 -	33.140	22.327	55.467	78.39	0.921	14:54:29.128
5 -	32.893	22.161	55.054	78.98	0.508	14:55:24.182
6 -	33.031	22.046	55.077	78.95	0.531	14:56:19.259
7 -	<b>32.590</b>	21.956	<b>54.546 (1)</b>	<b>79.72</b>		<b>14:57:13.805</b>
8 -	33.469	<b>21.909</b>	55.378	78.52	0.832	14:58:09.183
9 -	32.954	22.128	55.082	78.94	0.536	14:59:04.265
10 -	32.728	22.226	54.954 (3)	79.13	0.408	14:59:59.219
11 -	32.923	21.978	54.901 (2)	79.20	0.355	15:00:54.120

P11 60 C		Danny GOUGH		Yamaha TZR250 - G Force Motorcycles		
IDEAL LAP TIME : 55.824		BEST LAP TIME : 55.967		DIFFERENCE : 0.143		
LAP	SECTOR 1	SECTOR 2	LAP TIME	MPH	DIFF	TIME OF DAY
1 -		22.714	1:03.417	68.57	7.450	14:51:42.481
2 -	33.782	22.185	<b>55.967 (1)</b>	<b>77.69</b>		<b>14:52:38.448</b>
3 -	33.883	<b>22.109</b>	55.992 (2)	77.66	0.025	14:53:34.440
4 -	<b>33.715</b>	22.458	56.173	77.41	0.206	14:54:30.613
5 -	34.158	22.440	56.598	76.83	0.631	14:55:27.211
6 -	33.909	22.227	56.136 (3)	77.46	0.169	14:56:23.347
7 -	34.029	22.462	56.491	76.97	0.524	14:57:19.838
8 -	34.480	22.442	56.922	76.39	0.955	14:58:16.760
9 -	33.969	22.578	56.547	76.90	0.580	14:59:13.307
10 -	33.931	22.700	56.631	76.78	0.664	15:00:09.938
11 -	34.007	22.600	56.607	76.82	0.640	15:01:06.545

P12 18		Marc PRENTICE		Yamaha TZR 250 -		
IDEAL LAP TIME : 56.033		BEST LAP TIME : 56.033		DIFFERENCE : 0.000		
LAP	SECTOR 1	SECTOR 2	LAP TIME	MPH	DIFF	TIME OF DAY
1 -		22.881	1:04.889	67.01	8.856	14:51:43.953
2 -	34.216	22.657	56.873	76.46	0.840	14:52:40.826
3 -	34.277	23.140	57.417	75.73	1.384	14:53:38.243
4 -	34.011	22.794	56.805	76.55	0.772	14:54:35.048
5 -	34.409	23.015	57.424	75.72	1.391	14:55:32.472
6 -	34.186	22.745	56.931	76.38	0.898	14:56:29.403
7 -	34.192	22.579	56.771	76.59	0.738	14:57:26.174
8 -	<b>33.718</b>	<b>22.315</b>	<b>56.033 (1)</b>	<b>77.60</b>		<b>14:58:22.207</b>
9 -	33.898	22.852	56.750	76.62	0.717	14:59:18.957
10 -	33.811	22.411	56.222 (3)	77.34	0.189	15:00:15.179
11 -	33.739	22.412	56.151 (2)	77.44	0.118	15:01:11.330

# BMCRC - MRO Championships 2023 - Rnd 8 @ Brands Hatch Indy

## DFDS Yamaha Past Masters

### RACE 14 - SECTOR ANALYSIS



SECTOR 1 = FL to I1, SECTOR 2 = I1 to FL, DIFF = Difference To Personal Best Lap, P = Crossed Finish Line in Pit Lane, D = Time Disallowed

P13 72 C		John HAMILTON		Yamaha TZR250 - LW Racing			
IDEAL LAP TIME : 55.897		BEST LAP TIME : 55.897		DIFFERENCE : 0.000			
LAP	SECTOR 1	SECTOR 2	LAP TIME	MPH	DIFF	TIME OF DAY	
1 -		22.605	1:04.134	67.80	8.237	14:51:43.198	
2 -	33.953	22.681	56.634 (2)	76.78	0.737	14:52:39.832	
3 -	34.271	22.809	57.080	76.18	1.183	14:53:36.912	
4 -	34.174	22.872	57.046	76.22	1.149	14:54:33.958	
5 -	34.112	22.684	56.796 (3)	76.56	0.899	14:55:30.754	
6 -	34.160	22.890	57.050	76.22	1.153	14:56:27.804	
7 -	34.348	22.706	57.054	76.21	1.157	14:57:24.858	
8 -	34.143	22.741	56.884	76.44	0.987	14:58:21.742	
9 -	34.379	23.015	57.394	75.76	1.497	14:59:19.136	
10 -	34.184	23.047	57.231	75.98	1.334	15:00:16.367	
11 -	<b>33.531</b>	<b>22.366</b>	<b>55.897 (1)</b>	<b>77.79</b>		<b>15:01:12.264</b>	

P14 46 C		Kevin MARSHALL		Yamaha TZR250 - Stacey Processing			
IDEAL LAP TIME : 55.972		BEST LAP TIME : 56.399		DIFFERENCE : 0.427			
LAP	SECTOR 1	SECTOR 2	LAP TIME	MPH	DIFF	TIME OF DAY	
1 -		22.979	1:04.821	67.08	8.422	14:51:43.885	
2 -	33.765	23.234	56.999	76.29	0.600	14:52:40.884	
3 -	34.621	22.966	57.587	75.51	1.188	14:53:38.471	
4 -	34.256	22.799	57.055	76.21	0.656	14:54:35.526	
5 -	34.149	23.114	57.263	75.94	0.864	14:55:32.789	
6 -	34.210	<b>22.500</b>	56.710	76.68	0.311	14:56:29.499	
7 -	34.043	22.569	56.612 (3)	76.81	0.213	14:57:26.111	
8 -	34.284	22.682	56.966	76.33	0.567	14:58:23.077	
9 -	33.571	23.233	56.804	76.55	0.405	14:59:19.881	
10 -	<b>33.472</b>	22.927	<b>56.399 (1)</b>	<b>77.10</b>		<b>15:00:16.280</b>	
11 -	33.789	22.726	56.515 (2)	76.94	0.116	15:01:12.795	

P15 52 C		Andy FLUX		Yamaha TZR250 - Mach 1 Automotive LTD			
IDEAL LAP TIME : 56.413		BEST LAP TIME : 56.657		DIFFERENCE : 0.244			
LAP	SECTOR 1	SECTOR 2	LAP TIME	MPH	DIFF	TIME OF DAY	
1 -		23.355	1:06.036	65.85	9.379	14:51:45.100	
2 -	34.473	22.737	57.210	76.01	0.553	14:52:42.310	
3 -	34.213	22.592	56.805 (3)	76.55	0.148	14:53:39.115	
4 -	33.960	22.697	<b>56.657 (1)</b>	<b>76.75</b>		<b>14:54:35.772</b>	
5 -	34.158	22.989	57.147	76.09	0.490	14:55:32.919	
6 -	34.406	<b>22.534</b>	56.940	76.37	0.283	14:56:29.859	
7 -	34.466	22.594	57.060	76.21	0.403	14:57:26.919	
8 -	34.800	22.569	57.369	75.80	0.712	14:58:24.288	
9 -	34.182	22.642	56.824	76.52	0.167	14:59:21.112	
10 -	34.204	22.742	56.946	76.36	0.289	15:00:18.058	
11 -	<b>33.879</b>	22.793	56.672 (2)	76.73	0.015	15:01:14.730	

P16 67 C		Mark BAILEY		Yamaha TZR250 - Elite Air conditioning Ltd. Hydroflow plumbing			
IDEAL LAP TIME : 57.799		BEST LAP TIME : 57.906		DIFFERENCE : 0.107			
LAP	SECTOR 1	SECTOR 2	LAP TIME	MPH	DIFF	TIME OF DAY	
1 -		23.329	1:06.382	65.50	8.476	14:51:45.446	
2 -	35.281	<b>23.060</b>	58.341 (3)	74.53	0.435	14:52:43.787	
3 -	34.864	23.203	58.067 (2)	74.88	0.161	14:53:41.854	
4 -	35.146	23.454	58.600	74.20	0.694	14:54:40.454	
5 -	35.443	23.330	58.773	73.98	0.867	14:55:39.227	
6 -	35.885	23.155	59.040	73.65	1.134	14:56:38.267	
7 -	35.289	23.401	58.690	74.09	0.784	14:57:36.957	
8 -	35.768	23.193	58.961	73.75	1.055	14:58:35.918	
9 -	<b>34.739</b>	23.167	<b>57.906 (1)</b>	<b>75.09</b>		<b>14:59:33.824</b>	
10 -	35.119	23.334	58.453	74.39	0.547	15:00:32.277	

# BMCRC - MRO Championships 2023 - Rnd 8 @ Brands Hatch Indy

## DFDS Yamaha Past Masters

### RACE 14 - SECTOR ANALYSIS



SECTOR 1 = FL to I1, SECTOR 2 = I1 to FL, DIFF = Difference To Personal Best Lap, P = Crossed Finish Line in Pit Lane, D = Time Disallowed

P17 84 R Bert ELLISON		Yamaha TZR250 -				
IDEAL LAP TIME : 57.597		BEST LAP TIME : 57.597		DIFFERENCE : 0.000		
LAP	SECTOR 1	SECTOR 2	LAP TIME	MPH	DIFF	TIME OF DAY
1 -		23.927	1:07.047	64.85	9.450	14:51:46.111
2 -	35.278	23.689	58.967	73.74	1.370	14:52:45.078
3 -	35.514	23.314	58.828	73.92	1.231	14:53:43.906
4 -	35.326	23.526	58.852	73.89	1.255	14:54:42.758
5 -	34.886	23.261	58.147 (2)	74.78	0.550	14:55:40.905
6 -	35.026	23.238	58.264	74.63	0.667	14:56:39.169
7 -	34.916	23.660	58.576	74.23	0.979	14:57:37.745
8 -	36.113	23.073	59.186	73.47	1.589	14:58:36.931
9 -	<b>34.584</b>	<b>23.013</b>	<b>57.597 (1)</b>	<b>75.50</b>		<b>14:59:34.528</b>
10 -	34.661	23.493	58.154 (3)	74.77	0.557	15:00:32.682

P18 73 C Colvin TURNER		Yamaha TZR250 -				
IDEAL LAP TIME : 57.292		BEST LAP TIME : 57.292		DIFFERENCE : 0.000		
LAP	SECTOR 1	SECTOR 2	LAP TIME	MPH	DIFF	TIME OF DAY
1 -		23.495	1:05.960	65.92	8.668	14:51:45.024
2 -	35.723	23.512	59.235	73.41	1.943	14:52:44.259
3 -	35.181	23.316	58.497 (3)	74.33	1.205	14:53:42.756
4 -	35.022	23.544	58.566	74.25	1.274	14:54:41.322
5 -	35.372	23.428	58.800	73.95	1.508	14:55:40.122
6 -	35.258	23.318	58.576	74.23	1.284	14:56:38.698
7 -	35.088	23.334	58.422 (2)	74.43	1.130	14:57:37.120
8 -	36.029	23.347	59.376	73.23	2.084	14:58:36.496
9 -	35.810	23.367	59.177	73.48	1.885	14:59:35.673
10 -	<b>34.167</b>	<b>23.125</b>	<b>57.292 (1)</b>	<b>75.90</b>		<b>15:00:32.965</b>

P19 36 C Phil ZANUTTO		Yamaha TZR250 - Westend garage				
IDEAL LAP TIME : 1:00.305		BEST LAP TIME : 1:00.305		DIFFERENCE : 0.000		
LAP	SECTOR 1	SECTOR 2	LAP TIME	MPH	DIFF	TIME OF DAY
1 -		24.203	1:08.504	63.47	8.199	14:51:47.568
2 -	<b>36.170</b>	<b>24.135</b>	<b>1:00.305 (1)</b>	<b>72.11</b>		<b>14:52:47.873</b>
3 -	36.449	24.350	1:00.799 (2)	71.52	0.494	14:53:48.672
4 -	36.521	24.428	1:00.949	71.34	0.644	14:54:49.621
5 -	36.571	24.241	1:00.812 (3)	71.50	0.507	14:55:50.433
6 -	36.683	24.525	1:01.208	71.04	0.903	14:56:51.641
7 -	36.942	24.284	1:01.226	71.02	0.921	14:57:52.867
8 -	37.461	24.814	1:02.275	69.82	1.970	14:58:55.142
9 -	37.523	25.706	1:03.229	68.77	2.924	14:59:58.371
10 -	38.446	26.291	1:04.737	67.17	4.432	15:01:03.108

P20 25 C Stephen WIMBLE		Yamaha TZR250 - S.B.W Contractor				
IDEAL LAP TIME : 1:03.425		BEST LAP TIME : 1:03.729		DIFFERENCE : 0.304		
LAP	SECTOR 1	SECTOR 2	LAP TIME	MPH	DIFF	TIME OF DAY
1 -		25.770	1:12.987	59.58	9.258	14:51:52.051
2 -	38.338	25.794	1:04.132	67.80	0.403	14:52:56.183
3 -	38.196	25.642	1:03.838 (2)	68.11	0.109	14:54:00.021
4 -	38.725	<b>25.640</b>	1:04.365	67.56	0.636	14:55:04.386
5 -	38.266	25.688	1:03.954	67.99	0.225	14:56:08.340
6 -	38.264	26.041	1:04.305	67.62	0.576	14:57:12.645
7 -	38.086	25.643	<b>1:03.729 (1)</b>	<b>68.23</b>		<b>14:58:16.374</b>
8 -	<b>37.785</b>	26.065	1:03.850 (3)	68.10	0.121	14:59:20.224
9 -	38.055	26.505	1:04.560	67.35	0.831	15:00:24.784

# BMCRC - MRO Championships 2023 - Rnd 8 @ Brands Hatch Indy

## DFDS Yamaha Past Masters

### RACE 14 - SECTOR ANALYSIS



SECTOR 1 = FL to I1, SECTOR 2 = I1 to FL, DIFF = Difference To Personal Best Lap, P = Crossed Finish Line in Pit Lane, D = Time Disallowed

<b>P21 100 R Dan HART</b>		Yamaha TZR250 - www.ypmrc.co.uk				
IDEAL LAP TIME : 1:02.339		BEST LAP TIME : 1:03.012		DIFFERENCE : 0.673		
LAP	SECTOR 1	SECTOR 2	LAP TIME	MPH	DIFF	TIME OF DAY
1 -		25.491	1:12.901	59.65	9.889	14:51:51.965
2 -	<b>37.683</b>	25.403	1:03.086 (3)	68.93	0.074	14:52:55.051
3 -	38.371	<b>24.656</b>	1:03.027 (2)	68.99	0.015	14:53:58.078
4 -	38.959	25.326	1:04.285	67.64	1.273	14:55:02.363
5 -	38.165	24.984	1:03.149	68.86	0.137	14:56:05.512
<b>6 -</b>	38.242	24.770	<b>1:03.012 (1)</b>	<b>69.01</b>		<b>14:57:08.524</b>
7 -	1:07.566	25.439	1:33.005	46.75	29.993	14:58:41.529
8 -	38.525	25.181	1:03.706	68.26	0.694	14:59:45.235
9 -	39.091	24.672	1:03.763	68.19	0.751	15:00:48.998

<b>P22 15 Billy PERKINS</b>		Yamaha TZR250 - Ashford tarmac / Barking mad about Animals				
IDEAL LAP TIME : 57.696		BEST LAP TIME :		DIFFERENCE :		
LAP	SECTOR 1	SECTOR 2	LAP TIME	MPH	DIFF	TIME OF DAY
1 -		<b>22.853</b>	1:02.352	69.74		14:51:41.416



# BMCRC - MRO Championships 2023 - Rnd 8 @ Brands Hatch Indy

## DFDS Yamaha Past Masters

### RACE 14 - BEST SECTORS

SECTOR 1			SECTOR 2			IDEAL / BEST COMPARISON						
POS	NO	NAME	TIME	NO	NAME	TIME	POS	NO	NAME	IDEAL	BEST	DIFF
									<b>PERFECT LAP</b>	<b>51.656</b>		
1	75	JOHNSON	<b>30.814</b>	75	JOHNSON	<b>20.842</b>	1	75	JOHNSON	51.656	51.817	<b>0.161</b>
2	51	WHOLEY	<b>31.088</b>	51	WHOLEY	<b>20.850</b>	2	51	WHOLEY	51.938	51.954	<b>0.016</b>
3	8	BALL	<b>31.777</b>	8	BALL	<b>21.348</b>	3	8	BALL	53.125	53.204	<b>0.079</b>
4	27	HAYWARD	<b>32.329</b>	4	HALIL	<b>21.613</b>	4	27	HAYWARD	53.989	53.989	<b>0.000</b>
5	26	LEE	<b>32.386</b>	29	CRIPPS	<b>21.659</b>	5	4	HALIL	54.079	54.193	<b>0.114</b>
6	81	GRANT	<b>32.454</b>	27	HAYWARD	<b>21.660</b>	6	26	LEE	54.314	54.438	<b>0.124</b>
7	4	HALIL	<b>32.466</b>	74	WHITBY	<b>21.837</b>	7	29	CRIPPS	54.344	54.373	<b>0.029</b>
8	74	WHITBY	<b>32.511</b>	28	McCARTER	<b>21.909</b>	8	74	WHITBY	54.348	54.489	<b>0.141</b>
9	28	McCARTER	<b>32.590</b>	26	LEE	<b>21.928</b>	9	28	McCARTER	54.499	54.546	<b>0.047</b>
10	29	CRIPPS	<b>32.685</b>	81	GRANT	<b>22.078</b>	10	81	GRANT	54.532	54.532	<b>0.000</b>
11	46	MARSHALL	<b>33.472</b>	60	GOUGH	<b>22.109</b>	11	60	GOUGH	55.824	55.967	<b>0.143</b>
12	72	HAMILTON	<b>33.531</b>	18	PRENTICE	<b>22.315</b>	12	72	HAMILTON	55.897	55.897	<b>0.000</b>
13	60	GOUGH	<b>33.715</b>	72	HAMILTON	<b>22.366</b>	13	46	MARSHALL	55.972	56.399	<b>0.427</b>
14	18	PRENTICE	<b>33.718</b>	46	MARSHALL	<b>22.500</b>	14	18	PRENTICE	56.033	56.033	<b>0.000</b>
15	52	FLUX	<b>33.879</b>	52	FLUX	<b>22.534</b>	15	52	FLUX	56.413	56.657	<b>0.244</b>
16	73	TURNER	<b>34.167</b>	15	PERKINS	<b>22.853</b>	16	73	TURNER	57.292	57.292	<b>0.000</b>
17	84	ELLISON	<b>34.584</b>	84	ELLISON	<b>23.013</b>	17	84	ELLISON	57.597	57.597	<b>0.000</b>
18	67	BAILEY	<b>34.739</b>	67	BAILEY	<b>23.060</b>	18	15	PERKINS	57.696		
19	15	PERKINS	<b>34.843</b>	73	TURNER	<b>23.125</b>	19	67	BAILEY	57.799	57.906	<b>0.107</b>
20	36	ZANUTTO	<b>36.170</b>	36	ZANUTTO	<b>24.135</b>	20	36	ZANUTTO	1:00.305	1:00.305	<b>0.000</b>
21	100	HART	<b>37.683</b>	100	HART	<b>24.656</b>	21	100	HART	1:02.339	1:03.012	<b>0.673</b>
22	25	WIMBLE	<b>37.785</b>	25	WIMBLE	<b>25.640</b>	22	25	WIMBLE	1:03.425	1:03.729	<b>0.304</b>
23												

# BMCRC - MRO Championships 2023 - Rnd 8 @ Brands Hatch Indy

## DFDS Yamaha Past Masters

### RACE 14 - STATISTICS

**Competitors Started** 23  
**Planned Start** 2023-10-01 @ 14:40:00.000  
**Actual Start** 2023-10-01 @ 14:50:39.063  
**Finish Time** 2023-10-01 @ 15:00:20.456  
**Track Length** 1.2079mi.  
**Total Laps** 224  
**Total Distance Covered** 270.5798mi.

#### Session Fastest Lap History

NO	CL	NAME	LAP TIME	TIME OF DAY	LAP	VEHICLE
75		Anthony JOHNSON	<b>52.396</b>	14:52:28.797	2	Yamaha TZR250
75		Anthony JOHNSON	<b>52.332</b>	14:53:21.129	3	Yamaha TZR250
51		Kevin WHOLEY	<b>52.295</b>	14:53:21.363	3	Yamaha TZR250
51		Kevin WHOLEY	<b>51.954</b>	14:54:13.316	4	Yamaha TZR250
75		Anthony JOHNSON	<b>51.817</b>	14:59:28.168	10	Yamaha TZR250

#### Session Leader History

NO	CL	NAME	FROM LAP	LAPS LED	DISTANCE	VEHICLE
75		Anthony JOHNSON	1	3	3.62 miles	Yamaha TZR250
51		Kevin WHOLEY	4	1	1.20 miles	Yamaha TZR250
75		Anthony JOHNSON	5	1	1.20 miles	Yamaha TZR250
51		Kevin WHOLEY	6	6	7.24 miles	Yamaha TZR250

#### Flag History

TYPE	TIME OF DAY
GREEN	14:50:39.063
FINISH	15:00:20.456

#### Flag Statistics

TYPE	COUNT	TOTAL LAPS	TOTAL TIME
Green	1	11	10:46.843
Red	0	0	0.000
Safety Car	0	0	0.000
FCY	0	0	0.000

# BMCRC - MRO Championships 2023 - Rnd 8 @ Brands Hatch Indy

## DFDS Yamaha Past Masters

### RACE 14 - STATISTICS

CLASS :

11 Starters

#### Fastest Lap History

NO	NAME	LAP TIME	TIME OF DAY	LAP	VEHICLE
75	Anthony JOHNSON	<b>52.396</b>	14:52:28.797	2	Yamaha TZR250
75	Anthony JOHNSON	<b>52.332</b>	14:53:21.129	3	Yamaha TZR250
51	Kevin WHOLEY	<b>52.295</b>	14:53:21.363	3	Yamaha TZR250
51	Kevin WHOLEY	<b>51.954</b>	14:54:13.316	4	Yamaha TZR250
75	Anthony JOHNSON	<b>51.817</b>	14:59:28.168	10	Yamaha TZR250

#### Leader History

NO	NAME	FROM LAP	LAPS LED	DISTANCE	VEHICLE
75	Anthony JOHNSON	1	3	3.62 miles	Yamaha TZR250
51	Kevin WHOLEY	4	1	1.20 miles	Yamaha TZR250
75	Anthony JOHNSON	5	1	1.20 miles	Yamaha TZR250
51	Kevin WHOLEY	6	6	7.24 miles	Yamaha TZR250

# BMCRC - MRO Championships 2023 - Rnd 8 @ Brands Hatch Indy

## DFDS Yamaha Past Masters

### RACE 14 - STATISTICS

CLASS : C

9 Starters

#### Fastest Lap History

NO	NAME	LAP TIME	TIME OF DAY	LAP	VEHICLE
26	Damian LEE	<b>55.966</b>	14:52:37.908	2	Yamaha TZR250
26	Damian LEE	<b>55.216</b>	14:53:33.136	3	Yamaha TZR250
26	Damian LEE	<b>55.009</b>	14:54:28.144	4	Yamaha TZR250
26	Damian LEE	<b>54.794</b>	14:55:22.939	5	Yamaha TZR250
26	Damian LEE	<b>54.458</b>	14:56:17.397	6	Yamaha TZR250
26	Damian LEE	<b>54.438</b>	15:00:51.544	11	Yamaha TZR250

#### Leader History

NO	NAME	FROM LAP	LAPS LED	DISTANCE	VEHICLE
26	Damian LEE	1	11	13.28 miles	Yamaha TZR250

# BMCRC - MRO Championships 2023 - Rnd 8 @ Brands Hatch Indy

## DFDS Yamaha Past Masters

### RACE 14 - STATISTICS

CLASS : R

3 Starters

#### Fastest Lap History

NO	NAME	LAP TIME	TIME OF DAY	LAP	VEHICLE
84	Bert ELLISON	58.967	14:52:45.105	2	Yamaha TZR250
84	Bert ELLISON	58.828	14:53:43.935	3	Yamaha TZR250
84	Bert ELLISON	58.147	14:55:40.933	5	Yamaha TZR250
84	Bert ELLISON	57.597	14:59:34.556	9	Yamaha TZR250

#### Leader History

NO	NAME	FROM LAP	LAPS LED	DISTANCE	VEHICLE
84	Bert ELLISON	1	10	12.07 miles	Yamaha TZR250