



BMCRC-MRO CHAMPIONSHIPS

2023

Round 6 – The International Sidecar Revival
Cadwell Park
5th / 6th August 2023



Timing & Results Provided by Timing Solutions Ltd

www.tsl-timing.com



ROWE MOTOR OIL BRITISH SIDE CAR CHAMPIONSHIP

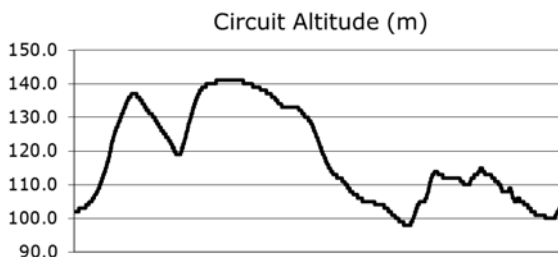
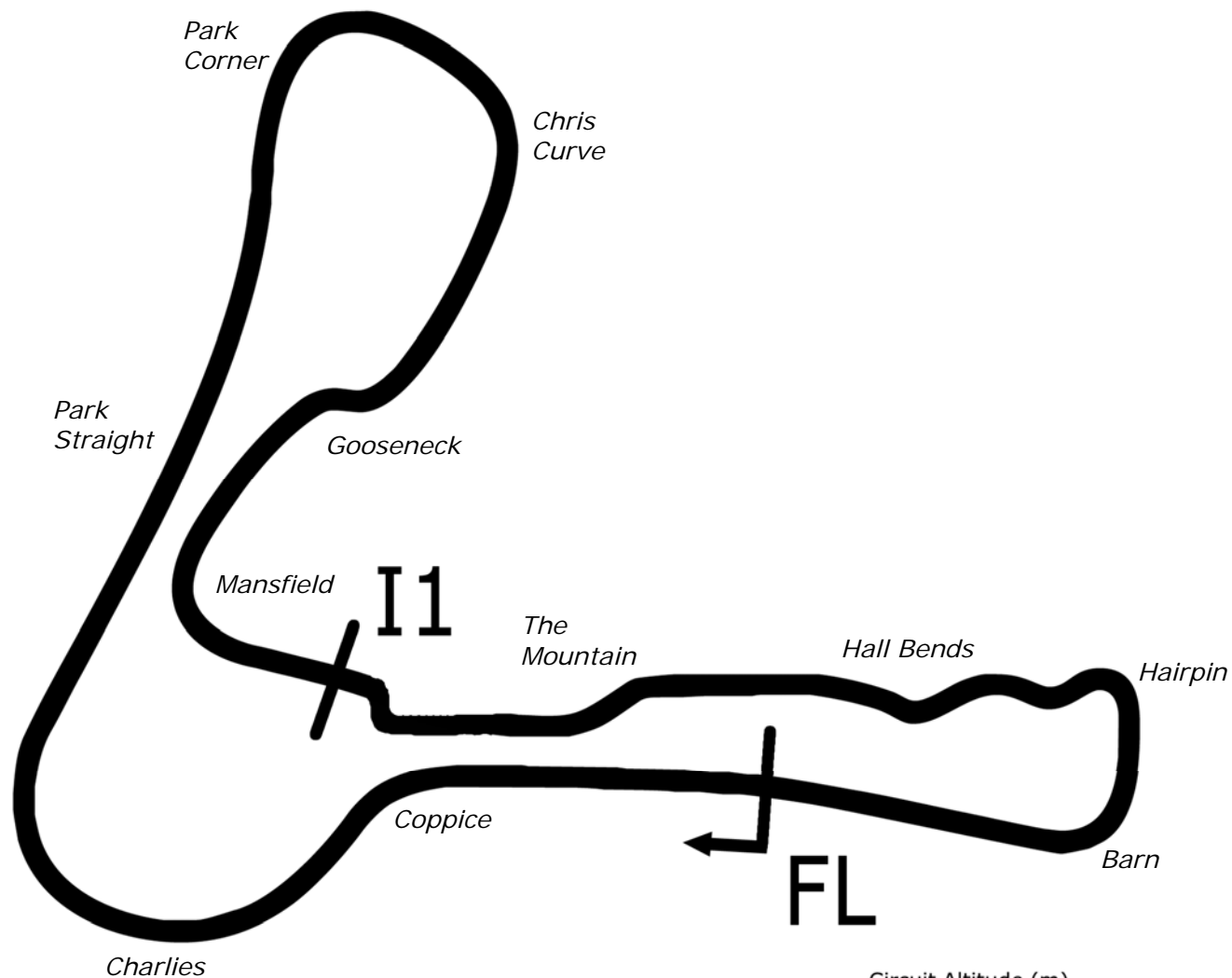
International Sidecar Revival
Cadwell Park
5th / 6th August 2023



Timing & Results Provided by Timing Solutions Ltd

www.tsl-timing.com

Cadwell Park



Length	2.1800 miles	3508.4 m	
FL		53.31024 N	0.05940 W
I1	2330m	53.30708 N	0.06270 W
Pit Entry	3472m	53.31103 N	0.05889 W
Pit Exit	0m after FL	53.31030 N	0.05940 W
Pit Entry-Pit Exit 92m, 6.6s @50kph, 5.5s @60kph			

All results available at www.tsl-timing.com

International Sidecar Revival Meeting 2023



2023 British Sidecar Championship

FREE PRACTICE - CLASSIFICATION

POS	NO	CL	PIC NAME	ENTRY	TIME	ON	LAPS	GAP	DIFF	MPH
1	91	CUP	1 WILLIAMS / PITT	LCR YAMAHA - Williams Sidecar Racing Team	1:47.727	5	5			72.85
2	95	GP	1 BLACKSTOCK / ROSNEY	LCR YAMAHA - DHR/Express Tyre Services	1:48.674	5	5	0.947	0.947	72.21
3	93	GP	2 HOLDEN / LAWRENCE	LCR KAWASAKI - Holden racing	1:50.710	5	5	2.983	2.036	70.88
4	117	CUP	2 CRAWFORD / HARDIE	LCR KAWASAKI - Team ARC - Marin Motorsport	1:51.930	2	3	4.203	1.220	70.11
5	17	CUP	3 CLARKE / ENSOR	LCR HONDA - Centurion/Fine Line Sealants/ City Liftin	1:51.947	4	4	4.220	0.017	70.10
6	27	CUP	4 P. KIRBY / T. KIRBY	ARS YAMAHA - KRT	1:52.083	5	5	4.356	0.136	70.02
7	18	CUP	5 P. BELL / HYDE	LCR YAMAHA - Bell Racing / Marin Motorsport	1:52.819	3	5	5.092	0.736	69.56
8	5	GP	3 BIGGS / SEGERS	LCR YAMAHA - Express Tyre Service/Santander Salt	1:52.976	4	4	5.249	0.157	69.46
9	4	CUP	6 PEACH / EDWARDS	LCR YAMAHA - Lifesafety Motorsport	1:53.683	4	4	5.956	0.707	69.03
10	7	CUP	7 GRAY / CONIL	RYDE YAMAHA - Brian Grays Powerbiking	1:54.174	4	4	6.447	0.491	68.73
11	19	CUP	8 ROBINSON / FAIRHURST	LCR YAMAHA - Alan Blaylock haulage	1:54.298	3	4	6.571	0.124	68.66
12	42	GP	4 CURRIE / SHARP	LCR YAMAHA - Robinsons of Bawtry	1:55.590	3	4	7.863	1.292	67.89
13	84	CUP	9 S. LAIDLLOW / J. LAIDLLOW	LCR YAMAHA - Marin motorsport	1:56.664	5	5	8.937	1.074	67.27
14	58	CUP	10 KIRK / MASTERS	LCR YAMAHA - MK Racing-Five Eight Designs	1:58.170	4	4	10.443	1.506	66.41
15	8	CUP	11 M. BELL / COLBROOK	LCR YAMAHA - Bell Racing / Marin Motorsport	1:58.938	4	4	11.211	0.768	65.98
16	38	CUP	12 MOSS / GEDDES	LCR YAMAHA - LifeSafety Motorsport - CharlieMossRa	1:59.868	3	4	12.141	0.930	65.47
17	171	CUP	13 POTTINGER / DODD	LCR YAMAHA - GB Precision Eng/Opal Lazer	2:05.911	3	4	18.184	6.043	62.33
18	89	CUP	14 C. HAUXWELL / K. HAUXWELL	Adolf RS1 YAMAHA - Haz Beanz Racing	2:07.680	2	4	19.953	1.769	61.46

Weather / Track : Cloudy / Wet

These results are provisional until the conclusion of any judicial and technical matters.

Cadwell Park: 2.1800 miles

Date: 05/08/2023 Start: 10:37 Finish: 00:00

Clerk Of Course :	Stewards :	Timekeeper : <i>Craig Smith</i>
-------------------	------------	------------------------------------

Results can be found at www.tsl-timing.com

Printed - 10:52 Saturday, 05 August 2023



International Sidecar Revival Meeting 2023

2023 British Sidecar Championship

FREE PRACTICE - SECTOR ANALYSIS



SECTOR 1 = FL to I1, SECTOR 2 = I1 to FL, DIFF = Difference To Personal Best Lap, P = Crossed Finish Line in Pit Lane, D = Time Disallowed

P1 91 CUP WILLIAMS / PITT		LCR YAMAHA - Williams Sidecar Racing Team				
IDEAL LAP TIME : 1:47.637		BEST LAP TIME : 1:47.727		DIFFERENCE : 0.090		
LAP	SECTOR 1	SECTOR 2	LAP TIME	MPH	DIFF	TIME OF DAY
1 -	1:08.956	48.137	1:57.093	67.02	9.366	10:40:11.752
2 -	1:04.636	46.453	1:51.089	70.64	3.362	10:42:02.841
3 -	1:04.042	45.524	1:49.566 (3)	71.62	1.839	10:43:52.407
4 -	1:02.703	45.619	1:48.322 (2)	72.45	0.595	10:45:40.729
5 -	1:02.113	45.614	1:47.727 (1)	72.85		10:47:28.456

P2 95 GP BLACKSTOCK / ROSNEY		LCR YAMAHA - DHR/Express Tyre Services				
IDEAL LAP TIME : 1:48.674		BEST LAP TIME : 1:48.674		DIFFERENCE : 0.000		
LAP	SECTOR 1	SECTOR 2	LAP TIME	MPH	DIFF	TIME OF DAY
1 -	1:09.438	47.890	1:57.328	66.88	8.654	10:40:11.200
2 -	1:03.765	46.188	1:49.953	71.37	1.279	10:42:01.153
3 -	1:02.856	46.232	1:49.088 (3)	71.94	0.414	10:43:50.241
4 -	1:02.976	45.929	1:48.905 (2)	72.06	0.231	10:45:39.146
5 -	1:02.838	45.836	1:48.674 (1)	72.21		10:47:27.820

P3 93 GP HOLDEN / LAWRENCE		LCR KAWASAKI - Holden racing				
IDEAL LAP TIME : 1:50.710		BEST LAP TIME : 1:50.710		DIFFERENCE : 0.000		
LAP	SECTOR 1	SECTOR 2	LAP TIME	MPH	DIFF	TIME OF DAY
1 -	1:10.819	48.172	1:58.991	65.95	8.281	10:40:15.068
2 -	1:07.781	48.668	1:56.449	67.39	5.739	10:42:11.517
3 -	1:06.512	47.656	1:54.168 (2)	68.74	3.458	10:44:05.685
4 -	1:06.960	49.184	1:56.144 (3)	67.57	5.434	10:46:01.829
5 -	1:04.119	46.591	1:50.710 (1)	70.88		10:47:52.539

P4 117 CUP CRAWFORD / HARDIE		LCR KAWASAKI - Team ARC - Marin Motorsport				
IDEAL LAP TIME : 1:51.745		BEST LAP TIME : 1:51.930		DIFFERENCE : 0.185		
LAP	SECTOR 1	SECTOR 2	LAP TIME	MPH	DIFF	TIME OF DAY
1 -	1:08.405	57.411	2:05.816 (3)	62.37	13.886	10:40:27.901
2 -	1:03.976	47.954	1:51.930 (1)	70.11		10:42:19.831
3 -	1:04.664	47.769	1:52.433 (2)	69.80	0.503	10:44:12.264

P5 17 CUP CLARKE / ENSOR		LCR HONDA - Centurion/Fine Line Sealants/ City Lifting				
IDEAL LAP TIME : 1:51.869		BEST LAP TIME : 1:51.947		DIFFERENCE : 0.078		
LAP	SECTOR 1	SECTOR 2	LAP TIME	MPH	DIFF	TIME OF DAY
1 -	1:13.192	52.719	2:05.911	62.33	13.964	10:40:42.317
2 -	1:07.875	48.536	1:56.411 (3)	67.41	4.464	10:42:38.728
3 -	1:05.017	47.340	1:52.357 (2)	69.84	0.410	10:44:31.085
4 -	1:04.529	47.418	1:51.947 (1)	70.10		10:46:23.032

P6 27 CUP P. KIRBY / T. KIRBY		ARS YAMAHA - KRT				
IDEAL LAP TIME : 1:51.917		BEST LAP TIME : 1:52.083		DIFFERENCE : 0.166		
LAP	SECTOR 1	SECTOR 2	LAP TIME	MPH	DIFF	TIME OF DAY
1 -	1:10.725	48.650	1:59.375	65.74	7.292	10:40:14.924
2 -	1:07.212	48.128	1:55.340	68.04	3.257	10:42:10.264
3 -	1:06.895	47.991	1:54.886 (3)	68.31	2.803	10:44:05.150
4 -	1:05.275	47.057	1:52.332 (2)	69.86	0.249	10:45:57.482
5 -	1:04.860	47.223	1:52.083 (1)	70.02		10:47:49.565

International Sidecar Revival Meeting 2023

2023 British Sidecar Championship

FREE PRACTICE - SECTOR ANALYSIS



SECTOR 1 = FL to I1, SECTOR 2 = I1 to FL, DIFF = Difference To Personal Best Lap, P = Crossed Finish Line in Pit Lane, D = Time Disallowed

P7 18 CUP P. BELL / HYDE		LCR YAMAHA - Bell Racing / Marin Motorsport				
IDEAL LAP TIME : 1:52.794		BEST LAP TIME : 1:52.819		DIFFERENCE : 0.025		
LAP	SECTOR 1	SECTOR 2	LAP TIME	MPH	DIFF	TIME OF DAY
1 -	1:11.446	48.438	1:59.884	65.46	7.065	10:40:22.572
2 -	1:09.025	50.821	1:59.846	65.48	7.027	10:42:22.418
3 -	1:05.916	46.903	1:52.819 (1)	69.56		10:44:15.237
4 -	1:07.397	47.307	1:54.704 (3)	68.42	1.885	10:46:09.941
5 -	1:07.000	46.878	1:53.878 (2)	68.91	1.059	10:48:03.819

P8 5 GP BIGGS / SEGERS		LCR YAMAHA - Express Tyre Service/Santander Salt				
IDEAL LAP TIME : 1:52.381		BEST LAP TIME : 1:52.976		DIFFERENCE : 0.595		
LAP	SECTOR 1	SECTOR 2	LAP TIME	MPH	DIFF	TIME OF DAY
1 -	1:10.624	50.611	2:01.235	64.73	8.259	10:40:40.198
2 -	1:07.778	48.084	1:55.862 (3)	67.73	2.886	10:42:36.060
3 -	1:06.179	47.411	1:53.590 (2)	69.09	0.614	10:44:29.650
4 -	1:04.970	48.006	1:52.976 (1)	69.46		10:46:22.626

P9 4 CUP PEACH / EDWARDS		LCR YAMAHA - Lifesafety Motorsport				
IDEAL LAP TIME : 1:53.683		BEST LAP TIME : 1:53.683		DIFFERENCE : 0.000		
LAP	SECTOR 1	SECTOR 2	LAP TIME	MPH	DIFF	TIME OF DAY
1 -	1:11.880	50.081	2:01.961	64.34	8.278	10:40:22.134
2 -	1:08.763	51.302	2:00.065 (3)	65.36	6.382	10:42:22.199
3 -	1:07.614	48.721	1:56.335 (2)	67.46	2.652	10:44:18.534
4 -	1:06.078	47.605	1:53.683 (1)	69.03		10:46:12.217

P10 7 CUP GRAY / CONIL		RYDE YAMAHA - Brian Grays Powerbiking				
IDEAL LAP TIME : 1:54.174		BEST LAP TIME : 1:54.174		DIFFERENCE : 0.000		
LAP	SECTOR 1	SECTOR 2	LAP TIME	MPH	DIFF	TIME OF DAY
1 -	1:12.276	50.462	2:02.738	63.94	8.564	10:40:54.035
2 -	1:08.071	50.116	1:58.187 (2)	66.40	4.013	10:42:52.222
3 -	1:10.249	49.091	1:59.340 (3)	65.76	5.166	10:44:51.562
4 -	1:06.013	48.161	1:54.174 (1)	68.73		10:46:45.736

P11 19 CUP ROBINSON / FAIRHURST		LCR YAMAHA - Alan Blaylock haulage				
IDEAL LAP TIME : 1:54.182		BEST LAP TIME : 1:54.298		DIFFERENCE : 0.116		
LAP	SECTOR 1	SECTOR 2	LAP TIME	MPH	DIFF	TIME OF DAY
1 -	1:12.518	50.591	2:03.109	63.74	8.811	10:40:21.729
2 -	1:08.049	47.770	1:55.819 (2)	67.76	1.521	10:42:17.548
3 -	1:06.635	47.663	1:54.298 (1)	68.66		10:44:11.846
4 -	1:10.333	47.547	1:57.880 (3)	66.57	3.582	10:46:09.726

P12 42 GP CURRIE / SHARP		LCR YAMAHA - Robinsons of Bawtry				
IDEAL LAP TIME : 1:55.094		BEST LAP TIME : 1:55.590		DIFFERENCE : 0.496		
LAP	SECTOR 1	SECTOR 2	LAP TIME	MPH	DIFF	TIME OF DAY
1 -	1:13.369	49.189	2:02.558 (3)	64.03	6.968	10:40:34.807
2 -	1:50.726	49.580	2:40.306	48.95	44.716	10:43:15.113
3 -	1:07.436	48.154	1:55.590 (1)	67.89		10:45:10.703
4 -	1:06.940	48.860	1:55.800 (2)	67.77	0.210	10:47:06.503

P13 84 CUP S. LAIDLAW / J. LAIDLAW		LCR YAMAHA - Marin motorsport				
IDEAL LAP TIME : 1:56.540		BEST LAP TIME : 1:56.664		DIFFERENCE : 0.124		
LAP	SECTOR 1	SECTOR 2	LAP TIME	MPH	DIFF	TIME OF DAY
1 -	1:13.679	51.027	2:04.706	62.93	8.042	10:40:25.668
2 -	1:09.081	49.399	1:58.480	66.23	1.816	10:42:24.148
3 -	1:08.538	48.912	1:57.450 (3)	66.82	0.786	10:44:21.598
4 -	1:07.732	49.316	1:57.048 (2)	67.04	0.384	10:46:18.646
5 -	1:07.856	48.808	1:56.664 (1)	67.27		10:48:15.310

International Sidecar Revival Meeting 2023

2023 British Sidecar Championship

FREE PRACTICE - SECTOR ANALYSIS



SECTOR 1 = FL to I1, SECTOR 2 = I1 to FL, DIFF = Difference To Personal Best Lap, P = Crossed Finish Line in Pit Lane, D = Time Disallowed

P14 58 CUP		KIRK / MASTERS		LCR YAMAHA - MK Racing-5ive 8ight Designs			
IDEAL LAP TIME : 1:57.250		BEST LAP TIME : 1:58.170		DIFFERENCE : 0.920			
LAP	SECTOR 1	SECTOR 2	LAP TIME	MPH	DIFF	TIME OF DAY	
1 -	1:13.971	51.007	2:04.978 (2)	62.79	6.808	10:40:43.893	
2 -	1:15.077	51.013	2:06.090 (3)	62.24	7.920	10:42:49.983	
3 -	1:14.181	52.297	2:06.478	62.05	8.308	10:44:56.461	
4 -	1:08.859	49.311	1:58.170 (1)	66.41		10:46:54.631	

P15 8 CUP		M. BELL / COLBROOK		LCR YAMAHA - Bell Racing / Marin Motorsport			
IDEAL LAP TIME : 1:56.905		BEST LAP TIME : 1:58.938		DIFFERENCE : 2.033			
LAP	SECTOR 1	SECTOR 2	LAP TIME	MPH	DIFF	TIME OF DAY	
1 -	1:11.386	50.191	2:01.577	64.55	2.639	10:40:56.868	
2 -	1:07.562	51.645	1:59.207 (2)	65.83	0.269	10:42:56.075	
3 -	1:10.633	49.885	2:00.518 (3)	65.11	1.580	10:44:56.593	
4 -	1:09.595	49.343	1:58.938 (1)	65.98		10:46:55.531	

P16 38 CUP		MOSS / GEDDES		LCR YAMAHA - LifeSafety Motorsport - CharlieMossRacing			
IDEAL LAP TIME : 1:59.855		BEST LAP TIME : 1:59.868		DIFFERENCE : 0.013			
LAP	SECTOR 1	SECTOR 2	LAP TIME	MPH	DIFF	TIME OF DAY	
1 -	1:13.520	51.540	2:05.060	62.75	5.192	10:41:01.595	
2 -	1:10.634	50.269	2:00.903 (2)	64.91	1.035	10:43:02.498	
3 -	1:09.586	50.282	1:59.868 (1)	65.47		10:45:02.366	
4 -	1:11.604	52.470	2:04.074 (3)	63.25	4.206	10:47:06.440	

P17 171 CUP		POTTINGER / DODD		LCR YAMAHA - GB Precision Eng/Opal Lazer			
IDEAL LAP TIME : 2:05.911		BEST LAP TIME : 2:05.911		DIFFERENCE : 0.000			
LAP	SECTOR 1	SECTOR 2	LAP TIME	MPH	DIFF	TIME OF DAY	
1 -	1:19.149	53.854	2:13.003	59.00	7.092	10:40:42.825	
2 -	1:17.535	52.257	2:09.792 (3)	60.46	3.881	10:42:52.617	
3 -	1:13.705	52.206	2:05.911 (1)	62.33		10:44:58.528	
4 -	1:14.315	53.475	2:07.790 (2)	61.41	1.879	10:47:06.318	

P18 89 CUP		C. HAUXWELL / K. HAUXWELL		Adolf RS1 YAMAHA - Haz Beanz Racing			
IDEAL LAP TIME : 2:06.592		BEST LAP TIME : 2:07.680		DIFFERENCE : 1.088			
LAP	SECTOR 1	SECTOR 2	LAP TIME	MPH	DIFF	TIME OF DAY	
1 -	1:16.321	55.458	2:11.779	59.55	4.099	10:40:41.468	
2 -	1:14.251	53.429	2:07.680 (1)	61.46		10:42:49.148	
3 -	1:13.554	54.403	2:07.957 (2)	61.33	0.277	10:44:57.105	
4 -	1:14.956	53.038	2:07.994 (3)	61.31	0.314	10:47:05.099	

International Sidecar Revival Meeting 2023

2023 British Sidecar Championship

FREE PRACTICE - BEST SECTORS

SECTOR 1			SECTOR 2			IDEAL / BEST COMPARISON						
POS	NO	NAME	TIME	NO	NAME	TIME	POS	NO	NAME	IDEAL	BEST	DIFF
									PERFECT LAP	1:47.637		
1	91	WILLIAMS / PITT	1:02.113	91	WILLIAMS / PITT	45.524	1	91	WILLIAMS / PITT	1:47.637	1:47.727	0.090
2	95	BLACKSTOCK / ROSNEY	1:02.838	95	BLACKSTOCK / ROSNEY	45.836	2	95	BLACKSTOCK / ROSNEY	1:48.674	1:48.674	0.000
3	117	CRAWFORD / HARDIE	1:03.976	93	HOLDEN / LAWRENCE	46.591	3	93	HOLDEN / LAWRENCE	1:50.710	1:50.710	0.000
4	93	HOLDEN / LAWRENCE	1:04.119	18	P. BELL / HYDE	46.878	4	117	CRAWFORD / HARDIE	1:51.745	1:51.930	0.185
5	17	CLARKE / ENSOR	1:04.529	27	P. KIRBY / T. KIRBY	47.057	5	17	CLARKE / ENSOR	1:51.869	1:51.947	0.078
6	27	P. KIRBY / T. KIRBY	1:04.860	17	CLARKE / ENSOR	47.340	6	27	P. KIRBY / T. KIRBY	1:51.917	1:52.083	0.166
7	5	BIGGS / SEGERS	1:04.970	5	BIGGS / SEGERS	47.411	7	5	BIGGS / SEGERS	1:52.381	1:52.976	0.595
8	18	P. BELL / HYDE	1:05.916	19	ROBINSON / FAIRHURST	47.547	8	18	P. BELL / HYDE	1:52.794	1:52.819	0.025
9	7	GRAY / CONIL	1:06.013	4	PEACH / EDWARDS	47.605	9	4	PEACH / EDWARDS	1:53.683	1:53.683	0.000
10	4	PEACH / EDWARDS	1:06.078	117	CRAWFORD / HARDIE	47.769	10	7	GRAY / CONIL	1:54.174	1:54.174	0.000
11	19	ROBINSON / FAIRHURST	1:06.635	42	CURRIE / SHARP	48.154	11	19	ROBINSON / FAIRHURST	1:54.182	1:54.298	0.116
12	42	CURRIE / SHARP	1:06.940	7	GRAY / CONIL	48.161	12	42	CURRIE / SHARP	1:55.094	1:55.590	0.496
13	8	M. BELL / COLBROOK	1:07.562	84	S. LAIDLLOW / J. LAIDLLOW	48.808	13	84	S. LAIDLLOW / J. LAIDLLOW	1:56.540	1:56.664	0.124
14	84	S. LAIDLLOW / J. LAIDLLOW	1:07.732	58	KIRK / MASTERS	49.311	14	8	M. BELL / COLBROOK	1:56.905	1:58.938	2.033
15	58	KIRK / MASTERS	1:07.939	8	M. BELL / COLBROOK	49.343	15	58	KIRK / MASTERS	1:57.250	1:58.170	0.920
16	38	MOSS / GEDDES	1:09.586	38	MOSS / GEDDES	50.269	16	38	MOSS / GEDDES	1:59.855	1:59.868	0.013
17	89	C. HAUXWELL / K. HAUXWELL	1:13.554	171	POTTINGER / DODD	52.206	17	171	POTTINGER / DODD	2:05.911	2:05.911	0.000
18	171	POTTINGER / DODD	1:13.705	89	C. HAUXWELL / K. HAUXWELL	53.038	18	89	C. HAUXWELL / K. HAUXWELL	2:06.592	2:07.680	1.088

International Sidecar Revival Meeting 2023

2023 British Sidecar Championship

FREE PRACTICE - STATISTICS

Competitors Started 18
Planned Start 2023-08-05 @ 10:25:00.000
Actual Start 2023-08-05 @ 10:37:40.879
Finish Time
Track Length 2.1800mi.
Total Laps 77
Total Distance Covered 167.8614mi.

Session Fastest Lap History

NO	CL	NAME	LAP TIME	TIME OF DAY	LAP	VEHICLE
95	GP	BLACKSTOCK / ROSNEY	1:57.328	10:40:11.218	1	LCR YAMAHA
91	CUP	WILLIAMS / PITT	1:57.093	10:40:11.769	1	LCR YAMAHA
95	GP	BLACKSTOCK / ROSNEY	1:49.953	10:42:01.170	2	LCR YAMAHA
95	GP	BLACKSTOCK / ROSNEY	1:49.088	10:43:50.259	3	LCR YAMAHA
95	GP	BLACKSTOCK / ROSNEY	1:48.905	10:45:39.164	4	LCR YAMAHA
91	CUP	WILLIAMS / PITT	1:48.322	10:45:40.746	4	LCR YAMAHA
91	CUP	WILLIAMS / PITT	1:47.727	10:47:28.471	5	LCR YAMAHA

Flag History

TYPE	TIME OF DAY
GREEN	10:37:40.879
RED	10:48:17.698

Flag Statistics

TYPE	COUNT	TOTAL LAPS	TOTAL TIME
Green	1	5	10:36.818
Red	1	0	3:31.904
Safety Car	0	0	0.000
FCY	0	0	0.000

International Sidecar Revival Meeting 2023

2023 British Sidecar Championship

FREE PRACTICE - STATISTICS

CLASS : GP

4 Starters

Fastest Lap History

NO	NAME	LAP TIME	TIME OF DAY	LAP	VEHICLE
95	BLACKSTOCK / ROSNEY	1:57.328	10:40:11.218	1	LCR YAMAHA
95	BLACKSTOCK / ROSNEY	1:49.953	10:42:01.170	2	LCR YAMAHA
95	BLACKSTOCK / ROSNEY	1:49.088	10:43:50.259	3	LCR YAMAHA
95	BLACKSTOCK / ROSNEY	1:48.905	10:45:39.164	4	LCR YAMAHA
95	BLACKSTOCK / ROSNEY	1:48.674	10:47:27.838	5	LCR YAMAHA

International Sidecar Revival Meeting 2023

2023 British Sidecar Championship

FREE PRACTICE - STATISTICS

CLASS : CUP

14 Starters

Fastest Lap History

NO	NAME	LAP TIME	TIME OF DAY	LAP	VEHICLE
91	WILLIAMS / PITT	1:57.093	10:40:11.769	1	LCR YAMAHA
91	WILLIAMS / PITT	1:51.089	10:42:02.857	2	LCR YAMAHA
91	WILLIAMS / PITT	1:49.566	10:43:52.422	3	LCR YAMAHA
91	WILLIAMS / PITT	1:48.322	10:45:40.746	4	LCR YAMAHA
91	WILLIAMS / PITT	1:47.727	10:47:28.471	5	LCR YAMAHA

International Sidecar Revival Meeting 2023



2023 British Sidecar Championship

QUALIFYING - CLASSIFICATION

POS	NO	CL	PIC NAME	ENTRY	TIME	ON	LAPS	GAP	DIFF	MPH
1	95	GP	1 BLACKSTOCK / ROSNEY	LCR YAMAHA - DHR/Express Tyre Services	1:43.064	5	8			76.14
2	117	CUP	1 CRAWFORD / HARDIE	LCR KAWASAKI - Team ARC - Marin Motorsport	1:43.412	8	8	0.348	0.348	75.89
3	93	GP	2 HOLDEN / LAWRENCE	LCR KAWASAKI - Holden racing	1:43.619	11	11	0.555	0.207	75.73
4	91	CUP	2 WILLIAMS / PITT	LCR YAMAHA - Williams Sidecar Racing Team	1:43.709	6	10	0.645	0.090	75.67
5	42	GP	3 CURRIE / SHARP	LCR YAMAHA - Robinsons of Bawtry	1:45.564	11	11	2.500	1.855	74.34
6	72	F2	1 P. FOUNDS / WALMSLEY	LCR HONDA - Team Founds Racing 72	1:45.876	5	6	2.812	0.312	74.12
7	17	CUP	3 CLARKE / ENSOR	LCR HONDA - Centurion/Fine Line Sealants/ City Liftin	1:46.394	5	5	3.330	0.518	73.76
8	27	CUP	4 P. KIRBY / T. KIRBY	ARS YAMAHA - KRT	1:46.896	11	11	3.832	0.502	73.41
9	19	CUP	5 ROBINSON / FAIRHURST	LCR YAMAHA - Alan Blaylock haulage	1:47.005	10	10	3.941	0.109	73.34
10	18	CUP	6 P. BELL / HYDE	LCR YAMAHA - Bell Racing / Marin Motorsport	1:47.150	8	11	4.086	0.145	73.24
11	58	CUP	7 KIRK / MASTERS	LCR YAMAHA - MK Racing-Five Eight Designs	1:47.621	9	9	4.557	0.471	72.92
12	84	CUP	8 S. LAIDLLOW / J. LAIDLLOW	LCR YAMAHA - Marin motorsport	1:47.792	11	11	4.728	0.171	72.80
13	5	GP	4 BIGGS / SEGERS	LCR YAMAHA - Express Tyre Service/Santander Salt	1:48.009	3	3	4.945	0.217	72.66
14	7	CUP	9 GRAY / CONIL	RYDE YAMAHA - Brian Grays Powerbiking	1:50.194	3	5	7.130	2.185	71.22
15	8	CUP	10 M. BELL / COLBROOK	LCR YAMAHA - Bell Racing / Marin Motorsport	1:50.969	7	9	7.905	0.775	70.72
16	171	CUP	11 POTTINGER / DODD	LCR YAMAHA - GB Precision Eng/Opal Lazer	1:51.769	6	6	8.705	0.800	70.21
17	4	CUP	12 PEACH / HOPE	LCR YAMAHA - Lifesafety Motorsport	1:51.905	3	4	8.841	0.136	70.13
18	38	CUP	13 MOSS / GEDDES	LCR YAMAHA - LifeSafety Motorsport - CharlieMossRa	1:53.421	5	5	10.357	1.516	69.19
19	89	CUP	14 C. HAUXWELL / K. HAUXWELL	Adolf RS1 YAMAHA - Haz Beanz Racing	1:55.936	7	7	12.872	2.515	67.69

Weather / Track : Cloudy / Wet

These results are provisional until the conclusion of any judicial and technical matters.

Cadwell Park: 2.1800 miles

Date: 05/08/2023 Start: 13:59 Finish: 14:19

Clerk Of Course :	Stewards :	Timekeeper : <i>Craig Smith</i>
-------------------	------------	------------------------------------

Results can be found at www.tsl-timing.com

Printed - 14:24 Saturday, 05 August 2023



International Sidecar Revival Meeting 2023

2023 British Sidecar Championship

QUALIFYING - SECTOR ANALYSIS



SECTOR 1 = FL to I1, SECTOR 2 = I1 to FL, DIFF = Difference To Personal Best Lap, P = Crossed Finish Line in Pit Lane, D = Time Disallowed

P1 95 GP		BLACKSTOCK / ROSNEY		LCR YAMAHA - DHR/Express Tyre Services			
IDEAL LAP TIME : 1:43.064		BEST LAP TIME : 1:43.064		DIFFERENCE : 0.000			
LAP	SECTOR 1	SECTOR 2	LAP TIME	MPH	DIFF	TIME OF DAY	
1 -	1:01.881	45.877	1:47.758	72.83	4.694	14:01:59.703	
2 -	1:00.377	45.252	1:45.629	74.29	2.565	14:03:45.332	
3 -	59.437	44.521	1:43.958 (2)	75.49	0.894	14:05:29.290	
4 -	59.171	45.211	1:44.382 (3)	75.18	1.318	14:07:13.672	
5 -	58.717	44.347	1:43.064 (1)	76.14		14:08:56.736	
6 -	1:03.266	IN PIT	5:16.497 P	24.79	3:33.433	14:14:13.233	
7 -	OUTLAP	45.368	1:55.593	67.89	12.529	14:16:08.826	
8 -	1:05.750	IN PIT	3:21.524 P	38.94	1:38.460	14:19:30.350	

P2 117 CUP		CRAWFORD / HARDIE		LCR KAWASAKI - Team ARC - Marin Motorsport			
IDEAL LAP TIME : 1:43.358		BEST LAP TIME : 1:43.412		DIFFERENCE : 0.054			
LAP	SECTOR 1	SECTOR 2	LAP TIME	MPH	DIFF	TIME OF DAY	
1 -	1:06.537	47.877	1:54.414	68.59	11.002	14:02:31.108	
2 -	1:03.137	45.782	1:48.919	72.05	5.507	14:04:20.027	
3 -	1:01.186	46.495	1:47.681	72.88	4.269	14:06:07.708	
4 -	1:00.095	44.847	1:44.942	74.78	1.530	14:07:52.650	
5 -	1:00.114	44.598	1:44.712 (3)	74.94	1.300	14:09:37.362	
6 -	1:00.776	44.180	1:44.956	74.77	1.544	14:11:22.318	
7 -	59.293	44.164	1:43.457 (2)	75.85	0.045	14:13:05.775	
8 -	59.194	44.218	1:43.412 (1)	75.89		14:14:49.187	

P3 93 GP		HOLDEN / LAWRENCE		LCR KAWASAKI - Holden racing			
IDEAL LAP TIME : 1:42.872		BEST LAP TIME : 1:43.619		DIFFERENCE : 0.747			
LAP	SECTOR 1	SECTOR 2	LAP TIME	MPH	DIFF	TIME OF DAY	
1 -	1:04.429	IN PIT	2:35.530 P	50.46	51.911	14:02:55.427	
2 -	OUTLAP	46.690	1:53.338	69.24	9.719	14:04:48.765	
3 -	1:01.665	46.250	1:47.915	72.72	4.296	14:06:36.680	
4 -	1:03.292	48.489	1:51.781	70.20	8.162	14:08:28.461	
5 -	1:02.947	45.708	1:48.655	72.22	5.036	14:10:17.116	
6 -	1:00.915	45.782	1:46.697	73.55	3.078	14:12:03.813	
7 -	1:03.084	45.337	1:48.421	72.38	4.802	14:13:52.234	
8 -	59.593	45.065	1:44.658	74.98	1.039	14:15:36.892	
9 -	59.222	44.949	1:44.171 (3)	75.33	0.552	14:17:21.063	
10 -	59.238	44.415	1:43.653 (2)	75.71	0.034	14:19:04.716	
11 -	58.457	45.162	1:43.619 (1)	75.73		14:20:48.335	

P4 91 CUP		WILLIAMS / PITT		LCR YAMAHA - Williams Sidecar Racing Team			
IDEAL LAP TIME : 1:43.376		BEST LAP TIME : 1:43.709		DIFFERENCE : 0.333			
LAP	SECTOR 1	SECTOR 2	LAP TIME	MPH	DIFF	TIME OF DAY	
1 -	1:02.210	45.061	1:47.271	73.16	3.562	14:01:56.732	
2 -	1:00.725	44.299	1:45.024	74.72	1.315	14:03:41.756	
3 -	59.906	44.486	1:44.392	75.17	0.683	14:05:26.148	
4 -	1:00.511	47.495	1:48.006	72.66	4.297	14:07:14.154	
5 -	1:00.103	44.942	1:45.045	74.71	1.336	14:08:59.199	
6 -	59.612	44.097	1:43.709 (1)	75.67		14:10:42.908	
7 -	59.349	44.688	1:44.037 (2)	75.43	0.328	14:12:26.945	
8 -	1:12.464	IN PIT	4:16.213 P	30.63	2:32.504	14:16:43.158	
9 -	OUTLAP	44.875	1:51.702	70.25	7.993	14:18:34.860	
10 -	1:00.144	44.027	1:44.171 (3)	75.33	0.462	14:20:19.031	

International Sidecar Revival Meeting 2023

2023 British Sidecar Championship

QUALIFYING - SECTOR ANALYSIS



SECTOR 1 = FL to I1, SECTOR 2 = I1 to FL, DIFF = Difference To Personal Best Lap, P = Crossed Finish Line in Pit Lane, D = Time Disallowed

P5 42 GP CURRIE / SHARP		LCR YAMAHA - Robinsons of Bawtry				
IDEAL LAP TIME : 1:45.564		BEST LAP TIME : 1:45.564		DIFFERENCE : 0.000		
LAP	SECTOR 1	SECTOR 2	LAP TIME	MPH	DIFF	TIME OF DAY
1 -	1:07.333	48.910	1:56.243	67.51	10.679	14:02:19.751
2 -	1:05.835	53.572	1:59.407	65.72	13.843	14:04:19.158
3 -	1:03.903	46.840	1:50.743	70.86	5.179	14:06:09.901
4 -	1:03.633	1:26.256	2:29.889	52.35	44.325	14:08:39.790
5 -	1:02.309	46.781	1:49.090	71.94	3.526	14:10:28.880
6 -	1:02.464	46.920	1:49.384	71.74	3.820	14:12:18.264
7 -	1:02.227	46.248	1:48.475	72.34	2.911	14:14:06.739
8 -	1:01.975	45.957	1:47.932 (3)	72.71	2.368	14:15:54.671
9 -	1:03.798	47.407	1:51.205	70.57	5.641	14:17:45.876
10 -	1:00.680	45.518	1:46.198 (2)	73.90	0.634	14:19:32.074
11 -	1:00.184	45.380	1:45.564 (1)	74.34		14:21:17.638

P6 72 F2 P. FOUNDS / WALMSLEY		LCR HONDA - Team Founds Racing 72				
IDEAL LAP TIME : 1:45.432		BEST LAP TIME : 1:45.876		DIFFERENCE : 0.444		
LAP	SECTOR 1	SECTOR 2	LAP TIME	MPH	DIFF	TIME OF DAY
1 -	OUTLAP	46.040	1:54.498	68.54	8.622	14:03:22.198
2 -	1:02.494	47.237	1:49.731	71.52	3.855	14:05:11.929
3 -	1:02.673	45.782	1:48.455	72.36	2.579	14:07:00.384
4 -	1:01.400	45.191	1:46.591 (3)	73.62	0.715	14:08:46.975
5 -	1:00.945	44.931	1:45.876 (1)	74.12		14:10:32.851
6 -	1:00.501	45.689	1:46.190 (2)	73.90	0.314	14:12:19.041

P7 17 CUP CLARKE / ENSOR		LCR HONDA - Centurion/Fine Line Sealants/ City Lifting				
IDEAL LAP TIME : 1:46.394		BEST LAP TIME : 1:46.394		DIFFERENCE : 0.000		
LAP	SECTOR 1	SECTOR 2	LAP TIME	MPH	DIFF	TIME OF DAY
1 -	1:05.248	46.526	1:51.774 (3)	70.21	5.380	14:02:42.450
2 -	1:03.748	46.104	1:49.852 (2)	71.44	3.458	14:04:32.302
3 -	1:03.607	IN PIT	2:51.984 P	45.63	1:05.590	14:07:24.286
4 -	OUTLAP	45.818	1:52.009	70.06	5.615	14:09:16.295
5 -	1:01.432	44.962	1:46.394 (1)	73.76		14:11:02.689

P8 27 CUP P. KIRBY / T. KIRBY		ARS YAMAHA - KRT				
IDEAL LAP TIME : 1:46.496		BEST LAP TIME : 1:46.896		DIFFERENCE : 0.400		
LAP	SECTOR 1	SECTOR 2	LAP TIME	MPH	DIFF	TIME OF DAY
1 -	1:05.293	46.637	1:51.930	70.11	5.034	14:02:05.486
2 -	1:02.962	45.583	1:48.545	72.30	1.649	14:03:54.031
3 -	1:02.337	45.561	1:47.898	72.73	1.002	14:05:41.929
4 -	1:03.665	45.662	1:49.327	71.78	2.431	14:07:31.256
5 -	1:02.908	46.109	1:49.017	71.98	2.121	14:09:20.273
6 -	1:01.826	46.266	1:48.092	72.60	1.196	14:11:08.365
7 -	1:03.385	45.434	1:48.819	72.12	1.923	14:12:57.184
8 -	1:01.738	45.703	1:47.441 (2)	73.04	0.545	14:14:44.625
9 -	1:01.844	45.709	1:47.553 (3)	72.96	0.657	14:16:32.178
10 -	1:02.074	45.849	1:47.923	72.71	1.027	14:18:20.101
11 -	1:01.062	45.834	1:46.896 (1)	73.41		14:20:06.997

International Sidecar Revival Meeting 2023

2023 British Sidecar Championship

QUALIFYING - SECTOR ANALYSIS



SECTOR 1 = FL to I1, SECTOR 2 = I1 to FL, DIFF = Difference To Personal Best Lap, P = Crossed Finish Line in Pit Lane, D = Time Disallowed

P9 19 CUP ROBINSON / FAIRHURST			LCR YAMAHA - Alan Blaylock haulage			
IDEAL LAP TIME : 1:46.541		BEST LAP TIME : 1:47.005		DIFFERENCE : 0.464		
LAP	SECTOR 1	SECTOR 2	LAP TIME	MPH	DIFF	TIME OF DAY
1 -	1:06.706	46.977	1:53.683	69.03	6.678	14:02:15.813
2 -	1:04.008	46.786	1:50.794	70.83	3.789	14:04:06.607
3 -	1:02.529	46.453	1:48.982	72.01	1.977	14:05:55.589
4 -	1:03.805	47.303	1:51.108	70.63	4.103	14:07:46.697
5 -	1:03.222	46.491	1:49.713	71.53	2.708	14:09:36.410
6 -	1:03.066	45.761	1:48.827 (3)	72.11	1.822	14:11:25.237
7 -	1:01.913	45.497	1:47.410 (2)	73.06	0.405	14:13:12.647
8 -	1:01.635	IN PIT	3:44.556 P	34.94	1:57.551	14:16:57.203
9 -	OUTLAP	45.318	1:53.202	69.32	6.197	14:18:50.405
10 -	1:01.223	45.782	1:47.005 (1)	73.34		14:20:37.410

P10 18 CUP P. BELL / HYDE			LCR YAMAHA - Bell Racing / Marin Motorsport			
IDEAL LAP TIME : 1:46.739		BEST LAP TIME : 1:47.150		DIFFERENCE : 0.411		
LAP	SECTOR 1	SECTOR 2	LAP TIME	MPH	DIFF	TIME OF DAY
1 -	1:06.368	47.590	1:53.958	68.86	6.808	14:02:19.909
2 -	1:04.420	48.678	1:53.098	69.39	5.948	14:04:13.007
3 -	1:02.731	45.719	1:48.450	72.36	1.300	14:06:01.457
4 -	1:02.533	46.092	1:48.625	72.24	1.475	14:07:50.082
5 -	1:02.975	45.372	1:48.347	72.43	1.197	14:09:38.429
6 -	1:02.123	45.711	1:47.834	72.77	0.684	14:11:26.263
7 -	1:03.194	45.565	1:48.759	72.16	1.609	14:13:15.022
8 -	1:01.533	45.617	1:47.150 (1)	73.24		14:15:02.172
9 -	1:02.012	45.295	1:47.307 (2)	73.13	0.157	14:16:49.479
10 -	1:01.444	45.919	1:47.363 (3)	73.09	0.213	14:18:36.842
11 -	1:02.290	45.944	1:48.234	72.51	1.084	14:20:25.076

P11 58 CUP KIRK / MASTERS			LCR YAMAHA - MK Racing-5ive 8ight Designs			
IDEAL LAP TIME : 1:47.621		BEST LAP TIME : 1:47.621		DIFFERENCE : 0.000		
LAP	SECTOR 1	SECTOR 2	LAP TIME	MPH	DIFF	TIME OF DAY
1 -	1:07.538	49.652	1:57.190	66.96	9.569	14:02:31.000
2 -	1:06.458	47.174	1:53.632	69.06	6.011	14:04:24.632
3 -	1:04.832	47.512	1:52.344	69.85	4.723	14:06:16.976
4 -	1:04.631	46.978	1:51.609	70.31	3.988	14:08:08.585
5 -	1:05.957	48.297	1:54.254	68.68	6.633	14:10:02.839
6 -	1:03.168	46.688	1:49.856 (2)	71.43	2.235	14:11:52.695
7 -	1:15.027	3:07.385	4:22.412	29.90	2:34.791	14:16:15.107
8 -	1:04.399	46.616	1:51.015 (3)	70.69	3.394	14:18:06.122
9 -	1:01.863	45.758	1:47.621 (1)	72.92		14:19:53.743

P12 84 CUP S. LAIDLAW / J. LAIDLAW			LCR YAMAHA - Marin motorsport			
IDEAL LAP TIME : 1:47.577		BEST LAP TIME : 1:47.792		DIFFERENCE : 0.215		
LAP	SECTOR 1	SECTOR 2	LAP TIME	MPH	DIFF	TIME OF DAY
1 -	1:07.999	49.462	1:57.461	66.81	9.669	14:02:19.000
2 -	1:04.974	49.545	1:54.519	68.53	6.727	14:04:13.519
3 -	1:04.626	47.466	1:52.092	70.01	4.300	14:06:05.611
4 -	1:04.804	47.020	1:51.824	70.18	4.032	14:07:57.435
5 -	1:03.875	46.828	1:50.703	70.89	2.911	14:09:48.138
6 -	1:03.968	46.607	1:50.575	70.97	2.783	14:11:38.713
7 -	1:03.422	46.575	1:49.997	71.34	2.205	14:13:28.710
8 -	1:02.413	47.701	1:50.114	71.27	2.322	14:15:18.824
9 -	1:01.822	46.244	1:48.066 (2)	72.62	0.274	14:17:06.890
10 -	1:01.800	46.559	1:48.359 (3)	72.42	0.567	14:18:55.249
11 -	1:01.333	46.459	1:47.792 (1)	72.80		14:20:43.041

International Sidecar Revival Meeting 2023

2023 British Sidecar Championship

QUALIFYING - SECTOR ANALYSIS



SECTOR 1 = FL to I1, SECTOR 2 = I1 to FL, DIFF = Difference To Personal Best Lap, P = Crossed Finish Line in Pit Lane, D = Time Disallowed

P13		5 GP		BIGGS / SEGERS		LCR YAMAHA - Express Tyre Service/Santander Salt	
IDEAL LAP TIME : 1:47.410		BEST LAP TIME : 1:48.009		DIFFERENCE : 0.599			
LAP	SECTOR 1	SECTOR 2	LAP TIME	MPH	DIFF	TIME OF DAY	
1 -	1:05.874	46.671	1:52.545 (3)	69.73	4.536	14:02:16.168	
2 -	1:03.132	45.965	1:49.097 (2)	71.93	1.088	14:04:05.265	
3 -	1:01.445	46.564	1:48.009 (1)	72.66		14:05:53.274	

P14		7 CUP		GRAY / CONIL		RYDE YAMAHA - Brian Grays Powerbiking	
IDEAL LAP TIME : 1:49.770		BEST LAP TIME : 1:50.194		DIFFERENCE : 0.424			
LAP	SECTOR 1	SECTOR 2	LAP TIME	MPH	DIFF	TIME OF DAY	
1 -	1:07.228	50.489	1:57.717	66.66	7.523	14:02:30.307	
2 -	1:03.006	47.416	1:50.422 (3)	71.07	0.228	14:04:20.729	
3 -	1:02.533	47.661	1:50.194 (1)	71.22		14:06:10.923	
4 -	1:03.134	47.237	1:50.371 (2)	71.10	0.177	14:08:01.294	
5 -	1:16.679	51.250	2:07.929	61.34	17.735	14:10:09.223	

P15		8 CUP		M. BELL / COLBROOK		LCR YAMAHA - Bell Racing / Marin Motorsport	
IDEAL LAP TIME : 1:50.448		BEST LAP TIME : 1:50.969		DIFFERENCE : 0.521			
LAP	SECTOR 1	SECTOR 2	LAP TIME	MPH	DIFF	TIME OF DAY	
1 -	1:08.318	47.699	1:56.017	67.64	5.048	14:02:21.503	
2 -	1:05.726	47.808	1:53.534	69.12	2.565	14:04:15.037	
3 -	1:04.429	48.086	1:52.515	69.75	1.546	14:06:07.552	
4 -	1:05.153	47.227	1:52.380	69.83	1.411	14:07:59.932	
5 -	1:05.613	3:28.345	4:33.958	28.64	2:42.989	14:12:33.890	
6 -	1:05.359	46.560	1:51.919 (3)	70.12	0.950	14:14:25.809	
7 -	1:03.888	47.081	1:50.969 (1)	70.72		14:16:16.778	
8 -	1:05.902	48.343	1:54.245	68.69	3.276	14:18:11.023	
9 -	1:04.474	46.992	1:51.466 (2)	70.40	0.497	14:20:02.489	

P16		171 CUP		POTTINGER / DODD		LCR YAMAHA - GB Precision Eng/Opal Lazer	
IDEAL LAP TIME : 1:51.769		BEST LAP TIME : 1:51.769		DIFFERENCE : 0.000			
LAP	SECTOR 1	SECTOR 2	LAP TIME	MPH	DIFF	TIME OF DAY	
1 -	1:08.347	49.018	1:57.365	66.86	5.596	14:02:33.475	
2 -	1:06.876	50.021	1:56.897	67.13	5.128	14:04:30.372	
3 -	1:05.259	48.943	1:54.202	68.72	2.433	14:06:24.574	
4 -	1:06.145	47.779	1:53.924 (3)	68.88	2.155	14:08:18.498	
5 -	1:05.270	47.333	1:52.603 (2)	69.69	0.834	14:10:11.101	
6 -	1:04.461	47.308	1:51.769 (1)	70.21		14:12:02.870	

P17		4 CUP		PEACH / HOPE		LCR YAMAHA - Lifesafety Motorsport	
IDEAL LAP TIME : 1:51.756		BEST LAP TIME : 1:51.905		DIFFERENCE : 0.149			
LAP	SECTOR 1	SECTOR 2	LAP TIME	MPH	DIFF	TIME OF DAY	
1 -	1:07.346	50.965	1:58.311	66.33	6.406	14:02:30.288	
2 -	1:05.014	47.237	1:52.251 (2)	69.91	0.346	14:04:22.539	
3 -	1:04.519	47.386	1:51.905 (1)	70.13		14:06:14.444	
4 -	1:04.961	47.678	1:52.639 (3)	69.67	0.734	14:08:07.083	

P18		38 CUP		MOSS / GEDDES		LCR YAMAHA - LifeSafety Motorsport - CharlieMossRacing	
IDEAL LAP TIME : 1:53.421		BEST LAP TIME : 1:53.421		DIFFERENCE : 0.000			
LAP	SECTOR 1	SECTOR 2	LAP TIME	MPH	DIFF	TIME OF DAY	
1 -	1:09.784	49.950	1:59.734	65.54	6.313	14:02:39.388	
2 -	1:07.397	48.628	1:56.025 (3)	67.64	2.604	14:04:35.413	
3 -	1:06.017	51.395	1:57.412	66.84	3.991	14:06:32.825	
4 -	1:06.859	48.342	1:55.201 (2)	68.12	1.780	14:08:28.026	
5 -	1:05.298	48.123	1:53.421 (1)	69.19		14:10:21.447	

International Sidecar Revival Meeting 2023

2023 British Sidecar Championship

QUALIFYING - SECTOR ANALYSIS



SECTOR 1 = FL to I1, SECTOR 2 = I1 to FL, DIFF = Difference To Personal Best Lap, P = Crossed Finish Line in Pit Lane, D = Time Disallowed

P19 89 CUP C. HAUXWELL / K. HAUXWELL		Adolf RS1 YAMAHA - Haz Beanz Racing				
IDEAL LAP TIME : 1:55.936		BEST LAP TIME : 1:55.936		DIFFERENCE : 0.000		
LAP	SECTOR 1	SECTOR 2	LAP TIME	MPH	DIFF	TIME OF DAY
1 -	1:09.916	51.521	2:01.437	64.62	5.501	14:02:30.454
2 -	1:09.508	50.672	2:00.180 (3)	65.30	4.244	14:04:30.634
3 -	1:09.881	51.715	2:01.596	64.54	5.660	14:06:32.230
4 -	1:09.834	IN PIT	7:55.803 P	16.49	5:59.867	14:14:28.033
5 -	OUTLAP	49.977	2:03.674	63.45	7.738	14:16:31.707
6 -	1:07.950	49.263	1:57.213 (2)	66.95	1.277	14:18:28.920
7 -	1:07.000	48.936	1:55.936 (1)	67.69		14:20:24.856

International Sidecar Revival Meeting 2023

2023 British Sidecar Championship

QUALIFYING - BEST SECTORS

SECTOR 1				SECTOR 2				IDEAL / BEST COMPARISON				
POS	NO	NAME	TIME	NO	NAME	TIME	POS	NO	NAME	IDEAL	BEST	DIFF
									PERFECT LAP	1:42.484		
1	93	HOLDEN / LAWRENCE	58.457	91	WILLIAMS / PITT	44.027	1	93	HOLDEN / LAWRENC	1:42.872	1:43.619	0.747
2	95	BLACKSTOCK / ROSNEY	58.717	117	CRAWFORD / HARDIE	44.164	2	95	BLACKSTOCK / ROSI	1:43.064	1:43.064	0.000
3	117	CRAWFORD / HARDIE	59.194	95	BLACKSTOCK / ROSNEY	44.347	3	117	CRAWFORD / HARDII	1:43.358	1:43.412	0.054
4	91	WILLIAMS / PITT	59.349	93	HOLDEN / LAWRENCE	44.415	4	91	WILLIAMS / PITT	1:43.376	1:43.709	0.333
5	42	CURRIE / SHARP	1:00.184	72	P. FOUNDS / WALMSLEY	44.931	5	72	P. FOUNDS / WALMS	1:45.432	1:45.876	0.444
6	72	P. FOUNDS / WALMSLEY	1:00.501	17	CLARKE / ENSOR	44.962	6	42	CURRIE / SHARP	1:45.564	1:45.564	0.000
7	27	P. KIRBY / T. KIRBY	1:01.062	18	P. BELL / HYDE	45.295	7	17	CLARKE / ENSOR	1:46.394	1:46.394	0.000
8	19	ROBINSON / FAIRHURST	1:01.223	19	ROBINSON / FAIRHURST	45.318	8	27	P. KIRBY / T. KIRBY	1:46.496	1:46.896	0.400
9	84	S. LAIDLLOW / J. LAIDLLOW	1:01.333	42	CURRIE / SHARP	45.380	9	19	ROBINSON / FAIRHU	1:46.541	1:47.005	0.464
10	17	CLARKE / ENSOR	1:01.432	27	P. KIRBY / T. KIRBY	45.434	10	18	P. BELL / HYDE	1:46.739	1:47.150	0.411
11	18	P. BELL / HYDE	1:01.444	58	KIRK / MASTERS	45.758	11	5	BIGGS / SEGERS	1:47.410	1:48.009	0.599
12	5	BIGGS / SEGERS	1:01.445	5	BIGGS / SEGERS	45.965	12	84	S. LAIDLLOW / J. LAID	1:47.577	1:47.792	0.215
13	58	KIRK / MASTERS	1:01.863	84	S. LAIDLLOW / J. LAIDLLOW	46.244	13	58	KIRK / MASTERS	1:47.621	1:47.621	0.000
14	7	GRAY / CONIL	1:02.533	8	M. BELL / COLBROOK	46.560	14	7	GRAY / CONIL	1:49.770	1:50.194	0.424
15	8	M. BELL / COLBROOK	1:03.888	7	GRAY / CONIL	47.237	15	8	M. BELL / COLBROOK	1:50.448	1:50.969	0.521
16	171	POTTINGER / DODD	1:04.461	4	PEACH / HOPE	47.237	16	4	PEACH / HOPE	1:51.756	1:51.905	0.149
17	4	PEACH / HOPE	1:04.519	171	POTTINGER / DODD	47.308	17	171	POTTINGER / DODD	1:51.769	1:51.769	0.000
18	38	MOSS / GEDDES	1:05.298	38	MOSS / GEDDES	48.123	18	38	MOSS / GEDDES	1:53.421	1:53.421	0.000
19	89	C. HAUXWELL / K. HAUXWELL	1:07.000	89	C. HAUXWELL / K. HAUXWELL	48.936	19	89	C. HAUXWELL / K. HA	1:55.936	1:55.936	0.000

International Sidecar Revival Meeting 2023

2023 British Sidecar Championship

QUALIFYING - STATISTICS

Competitors Started 19
Planned Start 2023-08-05 @ 12:40:00.000
Actual Start 2023-08-05 @ 13:59:42.457
Finish Time 2023-08-05 @ 14:19:44.029
Track Length 2.1800mi.
Total Laps 150
Total Distance Covered 327.0028mi.

Session Fastest Lap History

NO	CL	NAME	LAP TIME	TIME OF DAY	LAP	VEHICLE
91	CUP	WILLIAMS / PITT	1:47.271	14:01:56.749	1	LCR YAMAHA
91	CUP	WILLIAMS / PITT	1:45.024	14:03:41.773	2	LCR YAMAHA
91	CUP	WILLIAMS / PITT	1:44.392	14:05:26.164	3	LCR YAMAHA
95	GP	BLACKSTOCK / ROSNEY	1:43.958	14:05:29.306	3	LCR YAMAHA
95	GP	BLACKSTOCK / ROSNEY	1:43.064	14:08:56.753	5	LCR YAMAHA

Flag History

TYPE	TIME OF DAY
GREEN	13:59:42.457
FINISH	14:19:44.029

Flag Statistics

TYPE	COUNT	TOTAL LAPS	TOTAL TIME
Green	1	11	21:54.666
Red	0	0	0.000
Safety Car	0	0	0.000
FCY	0	0	0.000

International Sidecar Revival Meeting 2023

2023 British Sidecar Championship

QUALIFYING - STATISTICS

CLASS : GP

4 Starters

Fastest Lap History

NO	NAME	LAP TIME	TIME OF DAY	LAP	VEHICLE
95	BLACKSTOCK / ROSNEY	1:47.758	14:01:59.720	1	LCR YAMAHA
95	BLACKSTOCK / ROSNEY	1:45.629	14:03:45.349	2	LCR YAMAHA
95	BLACKSTOCK / ROSNEY	1:43.958	14:05:29.306	3	LCR YAMAHA
95	BLACKSTOCK / ROSNEY	1:43.064	14:08:56.753	5	LCR YAMAHA

International Sidecar Revival Meeting 2023

2023 British Sidecar Championship

QUALIFYING - STATISTICS

CLASS : CUP

14 Starters

Fastest Lap History

NO	NAME	LAP TIME	TIME OF DAY	LAP	VEHICLE
91	WILLIAMS / PITT	1:47.271	14:01:56.749	1	LCR YAMAHA
91	WILLIAMS / PITT	1:45.024	14:03:41.773	2	LCR YAMAHA
91	WILLIAMS / PITT	1:44.392	14:05:26.164	3	LCR YAMAHA
91	WILLIAMS / PITT	1:43.709	14:10:42.924	6	LCR YAMAHA
117	CRAWFORD / HARDIE	1:43.457	14:13:05.791	7	LCR KAWASAKI
117	CRAWFORD / HARDIE	1:43.412	14:14:49.204	8	LCR KAWASAKI

International Sidecar Revival Meeting 2023

2023 British Sidecar Championship

QUALIFYING - STATISTICS

CLASS : F2

1 Starters

Fastest Lap History

NO	NAME	LAP TIME	TIME OF DAY	LAP	VEHICLE
72	P. FOUNDS / WALMSLEY	1:49.731	14:05:11.949	2	LCR HONDA
72	P. FOUNDS / WALMSLEY	1:48.455	14:07:00.404	3	LCR HONDA
72	P. FOUNDS / WALMSLEY	1:46.591	14:08:46.995	4	LCR HONDA
72	P. FOUNDS / WALMSLEY	1:45.876	14:10:32.871	5	LCR HONDA

International Sidecar Revival Meeting 2023



2023 British Sidecar Championship

RACE 7 - GRID (12 Laps)

ROW 10	19	89	C. HAUXWELL / K. HAUXWELL	1:55.936
ROW 9	17	4	PEACH / HOPE	1:51.905
	18	38	MOSS / GEDDES	1:53.421
ROW 8	15	8	M. BELL / COLBROOK	1:50.969
	16	171	POTTINGER / DODD	1:51.769
ROW 7	13	5	BIGGS / SEGERS	1:48.009
	14	7	GRAY / CONIL	1:50.194
ROW 6	11	58	KIRK / MASTERS	1:47.621
	12	84	S. LAIDLAW / J. LAIDLAW	1:47.792
ROW 5	9	19	ROBINSON / FAIRHURST	1:47.005
	10	18	P. BELL / HYDE	1:47.150
ROW 4	7	17	CLARKE / ENSOR	1:46.394
	8	27	P. KIRBY / T. KIRBY	1:46.896
ROW 3	5	42	CURRIE / SHARP	1:45.564
	6	72	P. FOUNDS / WALMSLEY	1:45.876
ROW 2	3	93	HOLDEN / LAWRENCE	1:43.619
	4	91	WILLIAMS / PITT	1:43.709
ROW 1	1	95	BLACKSTOCK / ROSNEY	1:43.064
	2	117	CRAWFORD / HARDIE	1:43.412
Pole				

Cadwell Park: 2.1800 miles

These results are provisional until the conclusion of any judicial and technical matters.

Clerk Of Course :	Stewards :	Timekeeper : <i>Craig Smith</i>
-------------------	------------	------------------------------------

Results can be found at www.tsl-timing.com

Printed - 14:25 Saturday, 05 August 2023



International Sidecar Revival Meeting 2023



2023 British Sidecar Championship

RACE 7 - CLASSIFICATION

POS	NO	CL	PIC NAME	ENTRY	LAPS	TIME	GAP	DIFF	MPH	BEST	ON
1	95	GP	1 BLACKSTOCK / ROSNEY	LCR YAMAHA - DHR/Express Tyre Services	12	20:57.751			74.87	1:43.470	8
2	91	CUP	1 WILLIAMS / PITT	LCR YAMAHA - Williams Sidecar Racing Team	12	21:06.561	8.810	8.810	74.35	1:43.682	10
3	72	F2	1 P. FOUNDS / WALMSLEY	LCR HONDA - Team Founds Racing 72	12	21:12.848	15.097	6.287	73.98	1:44.282	9
4	93	GP	2 HOLDEN / LAWRENCE	LCR KAWASAKI - Holden racing	12	21:25.069	27.318	12.221	73.28	1:45.465	12
5	18	CUP	2 P. BELL / HYDE	LCR YAMAHA - Bell Racing / Marin Motorsport	12	21:39.267	41.516	14.198	72.48	1:46.161	8
6	27	CUP	3 P. KIRBY / T. KIRBY	ARS YAMAHA - KRT	12	21:45.157	47.406	5.890	72.15	1:45.873	11
7	19	CUP	4 ROBINSON / FAIRHURST	LCR YAMAHA - Alan Blaylock haulage	12	21:48.305	50.554	3.148	71.98	1:46.564	7
8	17	CUP	5 CLARKE / ENSOR	LCR HONDA - Centurion/Fine Line Sealants/ City Lif	12	22:03.504	1:05.753	15.199	71.15	1:46.562	9
9	84	CUP	6 S. LAIDLOW / J. LAIDLOW	LCR YAMAHA - Marin motorsport	12	22:07.193	1:09.442	3.689	70.95	1:47.798	7
10	7	CUP	7 GRAY / CONIL	RYDE YAMAHA - Brian Grays Powerbiking	12	22:20.511	1:22.760	13.318	70.25	1:49.861	4
11	58	GP	3 KIRK / MASTERS	LCR YAMAHA - MK Racing-5ive 8ight Designs	12	22:23.139	1:25.388	2.628	70.11	1:49.018	7
12	171	CUP	8 POTTINGER / DODD	LCR YAMAHA - GB Precision Eng/Opal Lazer	12	22:29.383	1:31.632	6.244	69.79	1:49.815	10
13	4	CUP	9 PEACH / HAYNES	LCR YAMAHA - Lifesafety Motorsport	12	22:44.433	1:46.682	15.050	69.02	1:51.238	9
14	8	CUP	10 M. BELL / COLBROOK	LCR YAMAHA - Bell Racing / Marin Motorsport	11	21:21.873	1 Lap	1 Lap	67.34	1:52.346	9

NOT CLASSIFIED

DNF	42	GP	CURRIE / SHARP	LCR YAMAHA - Robinsons of Bawtry	10	18:11.037	2 Laps	1 Lap	71.93	1:46.812	7
DNF	38	CUP	MOSS / GEDDES	LCR YAMAHA - LifeSafety Motorsport - CharlieMoss	5	9:39.848	7 Laps	5 Laps	67.67	1:53.118	4
DNF	89	CUP	C. HAUXWELL / K. HAUXWELL	Adolf RS1 YAMAHA - Haz Beanz Racing	5	10:22.733	7 Laps	42.885	63.01	2:02.000	3
DNF	117	CUP	CRAWFORD / HARDIE	LCR KAWASAKI - Team ARC - Marin Motorsport	4	7:07.956	8 Laps	1 Lap	73.35	1:44.992	3
DNF	5	GP	BIGGS / SEGERS	LCR YAMAHA - Express Tyre Service/Santander S	2	3:50.005	10 Laps	2 Laps	68.24	1:50.327	2

FASTEST LAP

95	GP	BLACKSTOCK / ROSNEY	LCR YAMAHA - DHR/Express Tyre Services	8	1:43.470	75.84 mph	122.06 kph
91	CUP	WILLIAMS / PITT	LCR YAMAHA - Williams Sidecar Racing Team	10	1:43.682	75.69 mph	121.81 kph
72	F2	P. FOUNDS / WALMSLEY	LCR HONDA - Team Founds Racing 72	9	1:44.282	75.25 mph	121.11 kph

Class GP - 92.5% of Race Speed = 69.25 mph
 Class CUP - 92.5% of Race Speed = 68.77 mph
 Class F2 - 92.5% of Race Speed = 68.43 mph

Weather / Track : Cloudy / Wet

These results are provisional until the conclusion of any judicial and technical matters.

Race Distance: 12 Laps / 26.16 miles

Cadwell Park: 2.1800 miles

Date: 05/08/2023 Start: 16:37 Finish: 16:58

Clerk Of Course :	Stewards :	Timekeeper : <i>Craig Smith</i>
-------------------	------------	------------------------------------

Results can be found at www.tsl-timing.com

Printed - 17:01 Saturday, 05 August 2023



International Sidecar Revival Meeting 2023

2023 British Sidecar Championship

RACE 7 - LAP CHART

LAP 1 @ 16:39:21.741

NO	BEHIND	LAP TIME
95		1:50.050
117	0.875	1:50.925
72	1.800	1:51.850
93	4.465	1:54.515
91	4.613	1:54.663
17	6.159	1:56.209
42	6.849	1:56.899
18	7.430	1:57.480
19	8.973	1:59.023
27	9.096	1:59.146
5	9.628	1:59.678
84	10.515	2:00.565
7	10.642	2:00.692
58	11.547	2:01.597
171	13.127	2:03.177
4	13.497	2:03.547
38	14.335	2:04.385
89	20.629	2:10.679
8	21.817	2:11.867

LAP 2 @ 16:41:07.653

NO	BEHIND	LAP TIME
95		1:45.912
117	0.815	1:45.852
72	1.355	1:45.467
91	4.732	1:46.031
93	6.971	1:48.418
17	8.601	1:48.354
42	10.260	1:49.323
18	10.683	1:49.165
27	11.898	1:48.714
19	12.244	1:49.183
5	14.043	1:50.327
84	15.792	1:51.189
7	16.108	1:51.378
58	17.337	1:51.702
171	21.383	1:54.168
4	22.139	1:54.554
38	22.900	1:54.477
8	30.422	1:54.517
89	38.175	2:03.458

LAP 3 @ 16:42:53.102

NO	BEHIND	LAP TIME
95		1:45.449
117	0.358	1:44.992
72	0.838	1:44.932
91	3.845	1:44.562
93	8.822	1:47.300
17	12.201	1:49.049
42	13.572	1:48.761
18	14.005	1:48.771
27	15.104	1:48.655
19	15.897	1:49.102
84	20.830	1:50.487
7	21.972	1:51.313
58	24.016	1:52.128
171	28.363	1:52.429
4	28.903	1:52.213
38	31.199	1:53.748
8	37.597	1:52.624
89	54.726	2:02.000

LAP 4 @ 16:44:37.760

NO	BEHIND	LAP TIME
95		1:44.658
72	1.072	1:44.892
117	1.887	1:46.187
91	3.824	1:44.637
93	10.516	1:46.352
17	15.287	1:47.744
18	17.291	1:47.944
42	18.230	1:49.316
27	18.725	1:48.279
19	19.796	1:48.557
84	25.664	1:49.492
7	27.175	1:49.861
58	30.036	1:50.678
171	36.592	1:52.887
4	37.498	1:53.253
38	39.659	1:53.118
8	45.571	1:52.632
89	1:13.742	2:03.674

LAP 5 @ 16:46:22.302

NO	BEHIND	LAP TIME
95		1:44.542
72	3.657	1:47.127
91	3.702	1:44.420
93	13.230	1:47.256
17	17.809	1:47.064
18	20.032	1:47.283
27	22.712	1:48.529
42	24.329	1:50.641
19	25.561	1:50.307
84	29.979	1:48.857
7	33.649	1:51.016
58	36.696	1:51.202
171	44.133	1:52.083
4	44.776	1:51.820
38	49.237	1:54.120
8	1:10.942	2:09.913
89	1:32.122	2:02.922

LAP 6 @ 16:48:06.049

NO	BEHIND	LAP TIME
95		1:43.747
91	4.512	1:44.557
72	5.091	1:45.181
93	15.988	1:46.505
18	22.683	1:46.398
27	26.883	1:47.918
42	28.969	1:48.387
19	29.791	1:47.977
84	35.162	1:48.930
7	40.230	1:50.328
17	41.269	2:07.207
58	44.160	1:51.211
171	52.892	1:52.506
4	53.604	1:52.575
8	1:23.021	1:55.826

LAP 7 @ 16:49:49.930

NO	BEHIND	LAP TIME
95		1:43.881

91	6.720	1:46.089
72	7.350	1:46.140
93	17.743	1:45.636
18	25.648	1:46.846
27	30.806	1:47.804
42	31.900	1:46.812
19	32.474	1:46.564
84	39.079	1:47.798
7	46.498	1:50.149
17	46.830	1:49.442
58	49.297	1:49.018
171	1:00.688	1:51.677
4	1:01.213	1:51.490
8	1:32.330	1:53.190

LAP 8 @ 16:51:33.400

NO	BEHIND	LAP TIME
95		1:43.470
91	7.407	1:44.157
72	8.510	1:44.630
93	20.588	1:46.315
18	28.339	1:46.161
27	34.509	1:47.173
42	35.518	1:47.088
19	36.764	1:47.760
84	44.342	1:48.733
17	51.156	1:47.796
7	53.786	1:50.758
58	55.282	1:49.455
171	1:07.780	1:50.562
4	1:09.013	1:51.270
8	1:41.707	1:52.847

LAP 9 @ 16:53:17.059

NO	BEHIND	LAP TIME
95		1:43.659
91	8.021	1:44.273
72	9.133	1:44.282
93	22.425	1:45.496
18	31.079	1:46.399
27	38.690	1:47.840
42	38.810	1:46.951
19	39.952	1:46.847
17	54.059	1:46.562
84	55.066	1:54.383
7	1:02.097	1:51.970
58	1:02.730	1:51.107
171	1:14.024	1:49.903
4	1:16.592	1:51.238

LAP 10 @ 16:55:00.690

NO	BEHIND	LAP TIME
95		1:43.631
8	1 Lap	1:52.346
91	8.072	1:43.682
72	10.653	1:45.151
93	24.746	1:45.952
18	34.583	1:47.135
27	41.545	1:46.486
42	42.038	1:46.859
19	43.288	1:46.967
17	57.491	1:47.063
84	59.894	1:48.459
7	1:09.196	1:50.730

58	1:09.605	1:50.506
171	1:20.208	1:49.815
4	1:26.350	1:53.389

LAP 11 @ 16:56:44.396

NO	BEHIND	LAP TIME
95		1:43.706
91	9.710	1:45.344
72	13.142	1:46.195
8	1 Lap	1:53.112
93	26.899	1:45.859
18	38.156	1:47.279
27	43.712	1:45.873
19	48.651	1:49.069
17	1:02.526	1:48.741
84	1:05.054	1:48.866
7	1:16.776	1:51.286
58	1:17.566	1:51.667
171	1:26.519	1:50.017
4	1:37.155	1:54.511

LAP 12 @ 16:58:29.442

NO	BEHIND	LAP TIME
95		1:45.046
91	8.810	1:44.146
72	15.097	1:47.001
8	1 Lap	1:52.999
93	27.318	1:45.465
18	41.516	1:48.406
27	47.406	1:48.740
19	50.554	1:46.949
17	1:05.753	1:48.273
84	1:09.442	1:49.434
7	1:22.760	1:51.030
58	1:25.388	1:52.868
171	1:31.632	1:50.159
4	1:46.682	1:54.573

International Sidecar Revival Meeting 2023

2023 British Sidecar Championship

RACE 7 - POSITION CHART

No	Name	Lap													
		Pos	1	2	3	4	5	6	7	8	9	10	11	12	
95	BLACKSTOCK / ROSN	1	95	95	95	95	95	95	95	95	95	95	95	95	95
117	CRAWFORD / HARDIE	2	117	117	117	72	72	91	91	91	91	91	91	91	91
93	HOLDEN / LAWRENCE	3	72	72	72	117	91	72	72	72	72	72	72	72	72
91	WILLIAMS / PITT	4	93	91	91	91	93	93	93	93	93	93	93	93	93
42	CURRIE / SHARP	5	91	93	93	93	17	18	18	18	18	18	18	18	18
72	P. FOUNDS / WALMSL	6	17	17	17	17	18	27	27	27	27	27	27	27	27
17	CLARKE / ENSOR	7	42	42	42	18	27	42	42	42	42	42	19	19	
27	P. KIRBY / T. KIRBY	8	18	18	18	42	42	19	19	19	19	19	17	17	
19	ROBINSON / FAIRHUR	9	19	27	27	27	19	84	84	84	17	17	84	84	
18	P. BELL / HYDE	10	27	19	19	19	84	7	7	17	84	84	7	7	
58	KIRK / MASTERS	11	5	5	84	84	7	17	17	7	7	7	58	58	
84	S. LAIDLAW / J. LAIDL	12	84	84	7	7	58	58	58	58	58	58	171	171	
5	BIGGS / SEGERS	13	7	7	58	58	171	171	171	171	171	171	4	4	
7	GRAY / CONIL	14	58	58	171	171	4	4	4	4	4	4	8		
8	M. BELL / COLBROOK	15	171	171	4	4	38	8	8	8	8	8			
171	POTTINGER / DODD	16	4	4	38	38	8								
4	PEACH / HAYNES	17	38	38	8	8	89								
38	MOSS / GEDDES	18	89	8	89	89									
89	C. HAUXWELL / K. HAU	19	8	89											

International Sidecar Revival Meeting 2023

2023 British Sidecar Championship

RACE 7 - SECTOR ANALYSIS



SECTOR 1 = FL to I1, SECTOR 2 = I1 to FL, DIFF = Difference To Personal Best Lap, P = Crossed Finish Line in Pit Lane, D = Time Disallowed

P1 95 GP		BLACKSTOCK / ROSNEY		LCR YAMAHA - DHR/Express Tyre Services			
IDEAL LAP TIME : 1:43.323		BEST LAP TIME : 1:43.470		DIFFERENCE : 0.147			
LAP	SECTOR 1	SECTOR 2	LAP TIME	MPH	DIFF	TIME OF DAY	
1 -		44.853	1:50.050	71.31	6.580	16:39:21.741	
2 -	1:01.097	44.815	1:45.912	74.09	2.442	16:41:07.653	
3 -	1:00.691	44.758	1:45.449	74.42	1.979	16:42:53.102	
4 -	1:00.080	44.578	1:44.658	74.98	1.188	16:44:37.760	
5 -	1:00.014	44.528	1:44.542	75.07	1.072	16:46:22.302	
6 -	59.621	44.126	1:43.747	75.64	0.277	16:48:06.049	
7 -	59.684	44.197	1:43.881	75.54	0.411	16:49:49.930	
8 -	59.561	43.909	1:43.470 (1)	75.84		16:51:33.400	
9 -	59.752	43.907	1:43.659 (3)	75.71	0.189	16:53:17.059	
10 -	59.869	43.762	1:43.631 (2)	75.73	0.161	16:55:00.690	
11 -	59.586	44.120	1:43.706	75.67	0.236	16:56:44.396	
12 -	59.959	45.087	1:45.046	74.71	1.576	16:58:29.442	

P2 91 CUP		WILLIAMS / PITT		LCR YAMAHA - Williams Sidecar Racing Team			
IDEAL LAP TIME : 1:43.633		BEST LAP TIME : 1:43.682		DIFFERENCE : 0.049			
LAP	SECTOR 1	SECTOR 2	LAP TIME	MPH	DIFF	TIME OF DAY	
1 -		45.910	1:54.663	68.44	10.981	16:39:26.354	
2 -	1:01.464	44.567	1:46.031	74.01	2.349	16:41:12.385	
3 -	1:00.442	44.120	1:44.562	75.05	0.880	16:42:56.947	
4 -	1:00.019	44.618	1:44.637	75.00	0.955	16:44:41.584	
5 -	1:00.253	44.167	1:44.420	75.15	0.738	16:46:26.004	
6 -	1:00.205	44.352	1:44.557	75.06	0.875	16:48:10.561	
7 -	1:01.323	44.766	1:46.089	73.97	2.407	16:49:56.650	
8 -	1:00.278	43.879	1:44.157 (3)	75.34	0.475	16:51:40.807	
9 -	59.971	44.302	1:44.273	75.26	0.591	16:53:25.080	
10 -	59.818	43.864	1:43.682 (1)	75.69		16:55:08.762	
11 -	1:01.053	44.291	1:45.344	74.49	1.662	16:56:54.106	
12 -	59.769	44.377	1:44.146 (2)	75.35	0.464	16:58:38.252	

P3 72 F2		P. FOUNDS / WALMSLEY		LCR HONDA - Team Founds Racing 72			
IDEAL LAP TIME : 1:44.106		BEST LAP TIME : 1:44.282		DIFFERENCE : 0.176			
LAP	SECTOR 1	SECTOR 2	LAP TIME	MPH	DIFF	TIME OF DAY	
1 -		44.920	1:51.850	70.16	7.568	16:39:23.541	
2 -	1:00.897	44.570	1:45.467	74.41	1.185	16:41:09.008	
3 -	1:00.603	44.329	1:44.932	74.79	0.650	16:42:53.940	
4 -	1:00.372	44.520	1:44.892 (3)	74.82	0.610	16:44:38.832	
5 -	59.983	47.144	1:47.127	73.25	2.845	16:46:25.959	
6 -	1:00.882	44.299	1:45.181	74.61	0.899	16:48:11.140	
7 -	1:01.045	45.095	1:46.140	73.94	1.858	16:49:57.280	
8 -	1:00.228	44.402	1:44.630 (2)	75.00	0.348	16:51:41.910	
9 -	59.807	44.475	1:44.282 (1)	75.25		16:53:26.192	
10 -	1:00.240	44.911	1:45.151	74.63	0.869	16:55:11.343	
11 -	1:01.595	44.600	1:46.195	73.90	1.913	16:56:57.538	
12 -	1:01.121	45.880	1:47.001	73.34	2.719	16:58:44.539	

International Sidecar Revival Meeting 2023

2023 British Sidecar Championship

RACE 7 - SECTOR ANALYSIS



SECTOR 1 = FL to I1, SECTOR 2 = I1 to FL, DIFF = Difference To Personal Best Lap, P = Crossed Finish Line in Pit Lane, D = Time Disallowed

P4 93 GP HOLDEN / LAWRENCE		LCR KAWASAKI - Holden racing				
IDEAL LAP TIME : 1:44.986		BEST LAP TIME : 1:45.465		DIFFERENCE : 0.479		
LAP	SECTOR 1	SECTOR 2	LAP TIME	MPH	DIFF	TIME OF DAY
1 -		46.246	1:54.515	68.53	9.050	16:39:26.206
2 -	1:02.429	45.989	1:48.418	72.38	2.953	16:41:14.624
3 -	1:01.626	45.674	1:47.300	73.14	1.835	16:43:01.924
4 -	1:00.934	45.418	1:46.352	73.79	0.887	16:44:48.276
5 -	1:01.522	45.734	1:47.256	73.17	1.791	16:46:35.532
6 -	1:01.103	45.402	1:46.505	73.68	1.040	16:48:22.037
7 -	1:00.602	45.034	1:45.636 (3)	74.29	0.171	16:50:07.673
8 -	1:00.428	45.887	1:46.315	73.81	0.850	16:51:53.988
9 -	1:00.317	45.179	1:45.496 (2)	74.39	0.031	16:53:39.484
10 -	1:00.650	45.302	1:45.952	74.07	0.487	16:55:25.436
11 -	1:00.571	45.288	1:45.859	74.13	0.394	16:57:11.295
12 -	1:00.796	44.669	1:45.465 (1)	74.41		16:58:56.760

P5 18 CUP P. BELL / HYDE		LCR YAMAHA - Bell Racing / Marin Motorsport				
IDEAL LAP TIME : 1:45.964		BEST LAP TIME : 1:46.161		DIFFERENCE : 0.197		
LAP	SECTOR 1	SECTOR 2	LAP TIME	MPH	DIFF	TIME OF DAY
1 -		46.688	1:57.480	66.80	11.319	16:39:29.171
2 -	1:02.827	46.338	1:49.165	71.89	3.004	16:41:18.336
3 -	1:02.681	46.090	1:48.771	72.15	2.610	16:43:07.107
4 -	1:02.186	45.758	1:47.944	72.70	1.783	16:44:55.051
5 -	1:01.919	45.364	1:47.283	73.15	1.122	16:46:42.334
6 -	1:00.960	45.438	1:46.398 (2)	73.76	0.237	16:48:28.732
7 -	1:01.561	45.285	1:46.846	73.45	0.685	16:50:15.578
8 -	1:01.157	45.004	1:46.161 (1)	73.92		16:52:01.739
9 -	1:01.363	45.036	1:46.399 (3)	73.76	0.238	16:53:48.138
10 -	1:01.476	45.659	1:47.135	73.25	0.974	16:55:35.273
11 -	1:01.815	45.464	1:47.279	73.15	1.118	16:57:22.552
12 -	1:02.017	46.389	1:48.406	72.39	2.245	16:59:10.958

P6 27 CUP P. KIRBY / T. KIRBY		ARS YAMAHA - KRT				
IDEAL LAP TIME : 1:45.516		BEST LAP TIME : 1:45.873		DIFFERENCE : 0.357		
LAP	SECTOR 1	SECTOR 2	LAP TIME	MPH	DIFF	TIME OF DAY
1 -		46.920	1:59.146	65.86	13.273	16:39:30.837
2 -	1:02.661	46.053	1:48.714	72.19	2.841	16:41:19.551
3 -	1:02.637	46.018	1:48.655	72.22	2.782	16:43:08.206
4 -	1:02.211	46.068	1:48.279	72.48	2.406	16:44:56.485
5 -	1:02.609	45.920	1:48.529	72.31	2.656	16:46:45.014
6 -	1:02.557	45.361	1:47.918	72.72	2.045	16:48:32.932
7 -	1:02.199	45.605	1:47.804	72.79	1.931	16:50:20.736
8 -	1:02.353	44.820	1:47.173 (3)	73.22	1.300	16:52:07.909
9 -	1:01.950	45.890	1:47.840	72.77	1.967	16:53:55.749
10 -	1:01.455	45.031	1:46.486 (2)	73.70	0.613	16:55:42.235
11 -	1:00.696	45.177	1:45.873 (1)	74.12		16:57:28.108
12 -	1:02.710	46.030	1:48.740	72.17	2.867	16:59:16.848

International Sidecar Revival Meeting 2023

2023 British Sidecar Championship

RACE 7 - SECTOR ANALYSIS



SECTOR 1 = FL to I1, SECTOR 2 = I1 to FL, DIFF = Difference To Personal Best Lap, P = Crossed Finish Line in Pit Lane, D = Time Disallowed

P7 19 CUP		ROBINSON / FAIRHURST		LCR YAMAHA - Alan Blaylock haulage			
IDEAL LAP TIME : 1:46.322		BEST LAP TIME : 1:46.564		DIFFERENCE : 0.242			
LAP	SECTOR 1	SECTOR 2	LAP TIME	MPH	DIFF	TIME OF DAY	
1 -		47.777	1:59.023	65.93	12.459	16:39:30.714	
2 -	1:03.459	45.724	1:49.183	71.87	2.619	16:41:19.897	
3 -	1:02.896	46.206	1:49.102	71.93	2.538	16:43:08.999	
4 -	1:02.566	45.991	1:48.557	72.29	1.993	16:44:57.556	
5 -	1:02.996	47.311	1:50.307	71.14	3.743	16:46:47.863	
6 -	1:01.818	46.159	1:47.977	72.68	1.413	16:48:35.840	
7 -	1:01.240	45.324	1:46.564 (1)	73.64		16:50:22.404	
8 -	1:01.657	46.103	1:47.760	72.82	1.196	16:52:10.164	
9 -	1:01.381	45.466	1:46.847 (2)	73.45	0.283	16:53:57.011	
10 -	1:01.045	45.922	1:46.967	73.36	0.403	16:55:43.978	
11 -	1:01.332	47.737	1:49.069	71.95	2.505	16:57:33.047	
12 -	1:01.672	45.277	1:46.949 (3)	73.38	0.385	16:59:19.996	

P8 17 CUP		CLARKE / ENSOR		LCR HONDA - Centurion/Fine Line Sealants/ City Lifting			
IDEAL LAP TIME : 1:46.421		BEST LAP TIME : 1:46.562		DIFFERENCE : 0.141			
LAP	SECTOR 1	SECTOR 2	LAP TIME	MPH	DIFF	TIME OF DAY	
1 -		46.095	1:56.209	67.53	9.647	16:39:27.900	
2 -	1:02.233	46.121	1:48.354	72.42	1.792	16:41:16.254	
3 -	1:03.217	45.832	1:49.049	71.96	2.487	16:43:05.303	
4 -	1:02.257	45.487	1:47.744	72.83	1.182	16:44:53.047	
5 -	1:01.724	45.340	1:47.064 (3)	73.30	0.502	16:46:40.111	
6 -	1:20.951	46.256	2:07.207	61.69	20.645	16:48:47.318	
7 -	1:02.852	46.590	1:49.442	71.70	2.880	16:50:36.760	
8 -	1:02.513	45.283	1:47.796	72.80	1.234	16:52:24.556	
9 -	1:01.865	44.697	1:46.562 (1)	73.64		16:54:11.118	
10 -	1:01.928	45.135	1:47.063 (2)	73.30	0.501	16:55:58.181	
11 -	1:01.917	46.824	1:48.741	72.17	2.179	16:57:46.922	
12 -	1:02.275	45.998	1:48.273	72.48	1.711	16:59:35.195	

P9 84 CUP		S. LAIDLAW / J. LAIDLAW		LCR YAMAHA - Marin motorsport			
IDEAL LAP TIME : 1:47.589		BEST LAP TIME : 1:47.798		DIFFERENCE : 0.209			
LAP	SECTOR 1	SECTOR 2	LAP TIME	MPH	DIFF	TIME OF DAY	
1 -		47.562	2:00.565	65.09	12.767	16:39:32.256	
2 -	1:04.211	46.978	1:51.189	70.58	3.391	16:41:23.445	
3 -	1:04.040	46.447	1:50.487	71.03	2.689	16:43:13.932	
4 -	1:03.345	46.147	1:49.492	71.67	1.694	16:45:03.424	
5 -	1:02.966	45.891	1:48.857	72.09	1.059	16:46:52.281	
6 -	1:02.760	46.170	1:48.930	72.04	1.132	16:48:41.211	
7 -	1:02.311	45.487	1:47.798 (1)	72.80		16:50:29.009	
8 -	1:02.149	46.584	1:48.733 (3)	72.17	0.935	16:52:17.742	
9 -	1:02.800	51.583	1:54.383	68.61	6.585	16:54:12.125	
10 -	1:02.648	45.811	1:48.459 (2)	72.35	0.661	16:56:00.584	
11 -	1:02.102	46.764	1:48.866	72.08	1.068	16:57:49.450	
12 -	1:02.530	46.904	1:49.434	71.71	1.636	16:59:38.884	

International Sidecar Revival Meeting 2023

2023 British Sidecar Championship

RACE 7 - SECTOR ANALYSIS



SECTOR 1 = FL to I1, SECTOR 2 = I1 to FL, DIFF = Difference To Personal Best Lap, P = Crossed Finish Line in Pit Lane, D = Time Disallowed

P10 7 CUP GRAY / CONIL			RYDE YAMAHA - Brian Grays Powerbiking			
IDEAL LAP TIME : 1:49.838		BEST LAP TIME : 1:49.861		DIFFERENCE : 0.023		
LAP	SECTOR 1	SECTOR 2	LAP TIME	MPH	DIFF	TIME OF DAY
1 -		47.180	2:00.692	65.02	10.831	16:39:32.383
2 -	1:04.306	47.072	1:51.378	70.46	1.517	16:41:23.761
3 -	1:03.981	47.332	1:51.313	70.50	1.452	16:43:15.074
4 -	1:03.399	46.462	1:49.861 (1)	71.43		16:45:04.935
5 -	1:03.713	47.303	1:51.016	70.69	1.155	16:46:55.951
6 -	1:03.376	46.952	1:50.328 (3)	71.13	0.467	16:48:46.279
7 -	1:03.453	46.696	1:50.149 (2)	71.24	0.288	16:50:36.428
8 -	1:03.648	47.110	1:50.758	70.85	0.897	16:52:27.186
9 -	1:04.713	47.257	1:51.970	70.09	2.109	16:54:19.156
10 -	1:03.431	47.299	1:50.730	70.87	0.869	16:56:09.886
11 -	1:03.600	47.686	1:51.286	70.52	1.425	16:58:01.172
12 -	1:03.649	47.381	1:51.030	70.68	1.169	16:59:52.202

P11 58 GP KIRK / MASTERS			LCR YAMAHA - MK Racing-Five Eight Designs			
IDEAL LAP TIME : 1:48.833		BEST LAP TIME : 1:49.018		DIFFERENCE : 0.185		
LAP	SECTOR 1	SECTOR 2	LAP TIME	MPH	DIFF	TIME OF DAY
1 -		47.525	2:01.597	64.54	12.579	16:39:33.288
2 -	1:04.228	47.474	1:51.702	70.25	2.684	16:41:24.990
3 -	1:03.606	48.522	1:52.128	69.99	3.110	16:43:17.118
4 -	1:03.705	46.973	1:50.678	70.90	1.660	16:45:07.796
5 -	1:04.054	47.148	1:51.202	70.57	2.184	16:46:58.998
6 -	1:04.268	46.943	1:51.211	70.56	2.193	16:48:50.209
7 -	1:02.775	46.243	1:49.018 (1)	71.98		16:50:39.227
8 -	1:02.590	46.865	1:49.455 (2)	71.70	0.437	16:52:28.682
9 -	1:03.646	47.461	1:51.107	70.63	2.089	16:54:19.789
10 -	1:03.737	46.769	1:50.506 (3)	71.01	1.488	16:56:10.295
11 -	1:04.051	46.616	1:51.667	70.28	2.649	16:58:01.962
12 -	1:04.542	48.326	1:52.868	69.53	3.850	16:59:54.830

P12 171 CUP POTTINGER / DODD			LCR YAMAHA - GB Precision Eng/Opal Lazer			
IDEAL LAP TIME : 1:49.551		BEST LAP TIME : 1:49.815		DIFFERENCE : 0.264		
LAP	SECTOR 1	SECTOR 2	LAP TIME	MPH	DIFF	TIME OF DAY
1 -		48.667	2:03.177	63.71	13.362	16:39:34.868
2 -	1:06.330	47.838	1:54.168	68.74	4.353	16:41:29.036
3 -	1:04.833	47.596	1:52.429	69.80	2.614	16:43:21.465
4 -	1:05.071	47.816	1:52.887	69.52	3.072	16:45:14.352
5 -	1:04.488	47.595	1:52.083	70.02	2.268	16:47:06.435
6 -	1:04.859	47.647	1:52.506	69.75	2.691	16:48:58.941
7 -	1:04.626	47.051	1:51.677	70.27	1.862	16:50:50.618
8 -	1:03.944	46.618	1:50.562	70.98	0.747	16:52:41.180
9 -	1:03.152	46.751	1:49.903 (2)	71.40	0.088	16:54:31.083
10 -	1:03.310	46.505	1:49.815 (1)	71.46		16:56:20.898
11 -	1:03.046	46.971	1:50.017 (3)	71.33	0.202	16:58:10.915
12 -	1:03.271	46.888	1:50.159	71.24	0.344	17:00:01.074

International Sidecar Revival Meeting 2023

2023 British Sidecar Championship

RACE 7 - SECTOR ANALYSIS



SECTOR 1 = FL to I1, SECTOR 2 = I1 to FL, DIFF = Difference To Personal Best Lap, P = Crossed Finish Line in Pit Lane, D = Time Disallowed

P13 4 CUP PEACH / HAYNES			LCR YAMAHA - Lifesafety Motorsport			
IDEAL LAP TIME : 1:50.168		BEST LAP TIME : 1:51.238		DIFFERENCE : 1.070		
LAP	SECTOR 1	SECTOR 2	LAP TIME	MPH	DIFF	TIME OF DAY
1 -		48.147	2:03.547	63.52	12.309	16:39:35.238
2 -	1:06.723	47.831	1:54.554	68.50	3.316	16:41:29.792
3 -	1:04.918	47.295	1:52.213	69.93	0.975	16:43:22.005
4 -	1:04.979	48.274	1:53.253	69.29	2.015	16:45:15.258
5 -	1:04.163	47.657	1:51.820	70.18	0.582	16:47:07.078
6 -	1:04.648	47.927	1:52.575	69.71	1.337	16:48:59.653
7 -	1:04.316	47.174	1:51.490 (3)	70.39	0.252	16:50:51.143
8 -	1:04.099	47.171	1:51.270 (2)	70.53	0.032	16:52:42.413
9 -	1:05.169	46.069	1:51.238 (1)	70.55		16:54:33.651
10 -	1:05.413	47.976	1:53.389	69.21	2.151	16:56:27.040
11 -	1:05.833	48.678	1:54.511	68.53	3.273	16:58:21.551
12 -	1:05.324	49.249	1:54.573	68.49	3.335	17:00:16.124

P14 8 CUP M. BELL / COLBROOK			LCR YAMAHA - Bell Racing / Marin Motorsport			
IDEAL LAP TIME : 1:51.925		BEST LAP TIME : 1:52.346		DIFFERENCE : 0.421		
LAP	SECTOR 1	SECTOR 2	LAP TIME	MPH	DIFF	TIME OF DAY
1 -		48.082	2:11.867	59.51	19.521	16:39:43.558
2 -	1:06.452	48.065	1:54.517	68.53	2.171	16:41:38.075
3 -	1:05.450	47.174	1:52.624 (2)	69.68	0.278	16:43:30.699
4 -	1:05.761	46.871	1:52.632 (3)	69.67	0.286	16:45:23.331
5 -	1:05.054	1:04.859	2:09.913	60.41	17.567	16:47:33.244
6 -	1:08.223	47.603	1:55.826	67.75	3.480	16:49:29.070
7 -	1:05.546	47.644	1:53.190	69.33	0.844	16:51:22.260
8 -	1:05.193	47.654	1:52.847	69.54	0.501	16:53:15.107
9 -	1:05.297	47.049	1:52.346 (1)	69.85		16:55:07.453
10 -	1:06.036	47.076	1:53.112	69.38	0.766	16:57:00.565
11 -	1:05.737	47.262	1:52.999	69.45	0.653	16:58:53.564

P15 42 GP CURRIE / SHARP			LCR YAMAHA - Robinsons of Bawtry			
IDEAL LAP TIME : 1:45.951		BEST LAP TIME : 1:46.812		DIFFERENCE : 0.861		
LAP	SECTOR 1	SECTOR 2	LAP TIME	MPH	DIFF	TIME OF DAY
1 -		46.400	1:56.899	67.13	10.087	16:39:28.590
2 -	1:03.234	46.089	1:49.323	71.78	2.511	16:41:17.913
3 -	1:02.885	45.876	1:48.761	72.15	1.949	16:43:06.674
4 -	1:02.347	46.969	1:49.316	71.79	2.504	16:44:55.990
5 -	1:04.039	46.602	1:50.641	70.93	3.829	16:46:46.631
6 -	1:02.422	45.965	1:48.387	72.40	1.575	16:48:35.018
7 -	1:01.371	45.441	1:46.812 (1)	73.47		16:50:21.830
8 -	1:01.752	45.336	1:47.088	73.28	0.276	16:52:08.918
9 -	1:01.188	45.763	1:46.951 (3)	73.38	0.139	16:53:55.869
10 -	1:01.607	45.252	1:46.859 (2)	73.44	0.047	16:55:42.728

P16 38 CUP MOSS / GEDDES			LCR YAMAHA - LifeSafety Motorsport - CharlieMossRacing			
IDEAL LAP TIME : 1:53.118		BEST LAP TIME : 1:53.118		DIFFERENCE : 0.000		
LAP	SECTOR 1	SECTOR 2	LAP TIME	MPH	DIFF	TIME OF DAY
1 -		48.269	2:04.385	63.09	11.267	16:39:36.076
2 -	1:06.345	48.132	1:54.477	68.55	1.359	16:41:30.553
3 -	1:05.659	48.089	1:53.748 (2)	68.99	0.630	16:43:24.301
4 -	1:05.211	47.907	1:53.118 (1)	69.37		16:45:17.419
5 -	1:05.784	48.336	1:54.120 (3)	68.77	1.002	16:47:11.539

International Sidecar Revival Meeting 2023

2023 British Sidecar Championship

RACE 7 - SECTOR ANALYSIS



SECTOR 1 = FL to I1, SECTOR 2 = I1 to FL, DIFF = Difference To Personal Best Lap, P = Crossed Finish Line in Pit Lane, D = Time Disallowed

P17 89 CUP		C. HAUXWELL / K. HAUXWELL		Adolf RS1 YAMAHA - Haz Beanz Racing			
IDEAL LAP TIME : 2:00.711		BEST LAP TIME : 2:02.000		DIFFERENCE : 1.289			
LAP	SECTOR 1	SECTOR 2	LAP TIME	MPH	DIFF	TIME OF DAY	
1 -		51.371	2:10.679	60.05	8.679	16:39:42.370	
2 -	1:12.625	50.833	2:03.458 (3)	63.56	1.458	16:41:45.828	
3 -	1:10.904	51.096	2:02.000 (1)	64.32		16:43:47.828	
4 -	1:11.235	52.439	2:03.674	63.45	1.674	16:45:51.502	
5 -	1:12.248	50.674	2:02.922 (2)	63.84	0.922	16:47:54.424	

P18 117 CUP		CRAWFORD / HARDIE		LCR KAWASAKI - Team ARC - Marin Motorsport			
IDEAL LAP TIME : 1:44.960		BEST LAP TIME : 1:44.992		DIFFERENCE : 0.032			
LAP	SECTOR 1	SECTOR 2	LAP TIME	MPH	DIFF	TIME OF DAY	
1 -		44.876	1:50.925	70.75	5.933	16:39:22.616	
2 -	1:01.172	44.680	1:45.852 (2)	74.14	0.860	16:41:08.468	
3 -	1:00.280	44.712	1:44.992 (1)	74.74		16:42:53.460	
4 -	1:01.461	44.726	1:46.187 (3)	73.90	1.195	16:44:39.647	

P19 5 GP		BIGGS / SEGERS		LCR YAMAHA - Express Tyre Service/Santander Salt			
IDEAL LAP TIME : 1:50.327		BEST LAP TIME : 1:50.327		DIFFERENCE : 0.000			
LAP	SECTOR 1	SECTOR 2	LAP TIME	MPH	DIFF	TIME OF DAY	
1 -		46.591	1:59.678	65.57	9.351	16:39:31.369	
2 -	1:03.889	46.438	1:50.327 (1)	71.13		16:41:21.696	

International Sidecar Revival Meeting 2023

2023 British Sidecar Championship

RACE 7 - BEST SECTORS

SECTOR 1			SECTOR 2			IDEAL / BEST COMPARISON						
POS	NO	NAME	TIME	NO	NAME	TIME	POS	NO	NAME	IDEAL	BEST	DIFF
									PERFECT LAP	1:43.323		
1	95	BLACKSTOCK / ROSNEY	59.561	95	BLACKSTOCK / ROSNEY	43.762	1	95	BLACKSTOCK / ROSNEY	1:43.323	1:43.470	0.147
2	91	WILLIAMS / PITT	59.769	91	WILLIAMS / PITT	43.864	2	91	WILLIAMS / PITT	1:43.633	1:43.682	0.049
3	72	P. FOUNDS / WALMSLEY	59.807	72	P. FOUNDS / WALMSLEY	44.299	3	72	P. FOUNDS / WALMSLEY	1:44.106	1:44.282	0.176
4	117	CRAWFORD / HARDIE	1:00.280	93	HOLDEN / LAWRENCE	44.669	4	117	CRAWFORD / HARDIE	1:44.960	1:44.992	0.032
5	93	HOLDEN / LAWRENCE	1:00.317	117	CRAWFORD / HARDIE	44.680	5	93	HOLDEN / LAWRENCE	1:44.986	1:45.465	0.479
6	27	P. KIRBY / T. KIRBY	1:00.696	17	CLARKE / ENSOR	44.697	6	27	P. KIRBY / T. KIRBY	1:45.516	1:45.873	0.357
7	42	CURRIE / SHARP	1:00.699	27	P. KIRBY / T. KIRBY	44.820	7	42	CURRIE / SHARP	1:45.951	1:46.812	0.861
8	18	P. BELL / HYDE	1:00.960	18	P. BELL / HYDE	45.004	8	18	P. BELL / HYDE	1:45.964	1:46.161	0.197
9	19	ROBINSON / FAIRHURST	1:01.045	42	CURRIE / SHARP	45.252	9	19	ROBINSON / FAIRHURST	1:46.322	1:46.564	0.242
10	17	CLARKE / ENSOR	1:01.724	19	ROBINSON / FAIRHURST	45.277	10	17	CLARKE / ENSOR	1:46.421	1:46.562	0.141
11	84	S. LAIDLLOW / J. LAIDLLOW	1:02.102	84	S. LAIDLLOW / J. LAIDLLOW	45.487	11	84	S. LAIDLLOW / J. LAIDLLOW	1:47.589	1:47.798	0.209
12	58	KIRK / MASTERS	1:02.590	4	PEACH / HAYNES	46.069	12	58	KIRK / MASTERS	1:48.833	1:49.018	0.185
13	171	POTTINGER / DODD	1:03.046	58	KIRK / MASTERS	46.243	13	171	POTTINGER / DODD	1:49.551	1:49.815	0.264
14	7	GRAY / CONIL	1:03.376	5	BIGGS / SEGERS	46.438	14	7	GRAY / CONIL	1:49.838	1:49.861	0.023
15	5	BIGGS / SEGERS	1:03.889	7	GRAY / CONIL	46.462	15	4	PEACH / HAYNES	1:50.168	1:51.238	1.070
16	4	PEACH / HAYNES	1:04.099	171	POTTINGER / DODD	46.505	16	5	BIGGS / SEGERS	1:50.327	1:50.327	0.000
17	8	M. BELL / COLBROOK	1:05.054	8	M. BELL / COLBROOK	46.871	17	8	M. BELL / COLBROOK	1:51.925	1:52.346	0.421
18	38	MOSS / GEDDES	1:05.211	38	MOSS / GEDDES	47.907	18	38	MOSS / GEDDES	1:53.118	1:53.118	0.000
19	89	C. HAUXWELL / K. HAUXWELL	1:10.037	89	C. HAUXWELL / K. HAUXWELL	50.674	19	89	C. HAUXWELL / K. HAUXWELL	2:00.711	2:02.000	1.289

International Sidecar Revival Meeting 2023

2023 British Sidecar Championship

RACE 7 - STATISTICS

Competitors Started	19
Planned Start	2023-08-05 @ 16:40:00.000
Actual Start	2023-08-05 @ 16:37:31.690
Finish Time	2023-08-05 @ 16:58:25.647
Track Length	2.1800mi.
Total Laps	193
Total Distance Covered	420.7436mi.

Session Fastest Lap History

NO	CL	NAME	LAP TIME	TIME OF DAY	LAP	VEHICLE
95	GP	BLACKSTOCK / ROSNEY	1:45.912	16:41:07.671	2	LCR YAMAHA
117	CUP	CRAWFORD / HARDIE	1:45.852	16:41:08.485	2	LCR KAWASAKI
72	F2	P. FOUNDS / WALMSLEY	1:45.467	16:41:09.027	2	LCR HONDA
95	GP	BLACKSTOCK / ROSNEY	1:45.449	16:42:53.119	3	LCR YAMAHA
117	CUP	CRAWFORD / HARDIE	1:44.992	16:42:53.477	3	LCR KAWASAKI
72	F2	P. FOUNDS / WALMSLEY	1:44.932	16:42:53.960	3	LCR HONDA
91	CUP	WILLIAMS / PITT	1:44.562	16:42:56.963	3	LCR YAMAHA
95	GP	BLACKSTOCK / ROSNEY	1:44.542	16:46:22.319	5	LCR YAMAHA
91	CUP	WILLIAMS / PITT	1:44.420	16:46:26.004	5	LCR YAMAHA
95	GP	BLACKSTOCK / ROSNEY	1:43.747	16:48:06.067	6	LCR YAMAHA
95	GP	BLACKSTOCK / ROSNEY	1:43.470	16:51:33.418	8	LCR YAMAHA

Session Leader History

NO	CL	NAME	FROM LAP	LAPS LED	DISTANCE	VEHICLE
95	GP	BLACKSTOCK / ROSNEY	1	12	26.16 miles	LCR YAMAHA

Flag History

TYPE	TIME OF DAY
GREEN	16:37:31.690
FINISH	16:58:25.647

Flag Statistics

TYPE	COUNT	TOTAL LAPS	TOTAL TIME
Green	1	12	23:00.093
Red	0	0	0.000
Safety Car	0	0	0.000
FCY	0	0	0.000

International Sidecar Revival Meeting 2023

2023 British Sidecar Championship

RACE 7 - STATISTICS

CLASS : GP

5 Starters

Fastest Lap History

NO	NAME	LAP TIME	TIME OF DAY	LAP	VEHICLE
95	BLACKSTOCK / ROSNEY	1:45.912	16:41:07.671	2	LCR YAMAHA
95	BLACKSTOCK / ROSNEY	1:45.449	16:42:53.119	3	LCR YAMAHA
95	BLACKSTOCK / ROSNEY	1:44.658	16:44:37.779	4	LCR YAMAHA
95	BLACKSTOCK / ROSNEY	1:44.542	16:46:22.319	5	LCR YAMAHA
95	BLACKSTOCK / ROSNEY	1:43.747	16:48:06.067	6	LCR YAMAHA
95	BLACKSTOCK / ROSNEY	1:43.470	16:51:33.418	8	LCR YAMAHA

Leader History

NO	NAME	FROM LAP	LAPS LED	DISTANCE	VEHICLE
95	BLACKSTOCK / ROSNEY	1	12	26.16 miles	LCR YAMAHA

International Sidecar Revival Meeting 2023

2023 British Sidecar Championship

RACE 7 - STATISTICS

CLASS : CUP

13 Starters

Fastest Lap History

NO	NAME	LAP TIME	TIME OF DAY	LAP	VEHICLE
117	CRAWFORD / HARDIE	1:45.852	16:41:08.485	2	LCR KAWASAKI
117	CRAWFORD / HARDIE	1:44.992	16:42:53.477	3	LCR KAWASAKI
91	WILLIAMS / PITT	1:44.562	16:42:56.963	3	LCR YAMAHA
91	WILLIAMS / PITT	1:44.420	16:46:26.004	5	LCR YAMAHA
91	WILLIAMS / PITT	1:44.157	16:51:40.824	8	LCR YAMAHA
91	WILLIAMS / PITT	1:43.682	16:55:08.779	10	LCR YAMAHA

Leader History

NO	NAME	FROM LAP	LAPS LED	DISTANCE	VEHICLE
117	CRAWFORD / HARDIE	1	4	8.72 miles	LCR KAWASAKI
91	WILLIAMS / PITT	5	8	17.44 miles	LCR YAMAHA

International Sidecar Revival Meeting 2023

2023 British Sidecar Championship

RACE 7 - STATISTICS

CLASS : F2

1 Starters

Fastest Lap History

NO	NAME	LAP TIME	TIME OF DAY	LAP	VEHICLE
72	P. FOUNDS / WALMSLEY	1:45.467	16:41:09.027	2	LCR HONDA
72	P. FOUNDS / WALMSLEY	1:44.932	16:42:53.960	3	LCR HONDA
72	P. FOUNDS / WALMSLEY	1:44.892	16:44:38.852	4	LCR HONDA
72	P. FOUNDS / WALMSLEY	1:44.630	16:51:41.929	8	LCR HONDA
72	P. FOUNDS / WALMSLEY	1:44.282	16:53:26.212	9	LCR HONDA

Leader History

NO	NAME	FROM LAP	LAPS LED	DISTANCE	VEHICLE
72	P. FOUNDS / WALMSLEY	1	12	26.16 miles	LCR HONDA

2023 ROWE British Sidecar Championship
CUP RIDERS POINTS AFTER ROUND 7



	TOTAL	GAP	DIFF	29th April - 1st May Oulton Park International		19th - 21st May Donington Park GP		7th - 9th July	Snetterton	5th / 6th August Cadwell Park		10th - 13th August	11th Thruxton	12th - 14th 2nd / 3rd September Knockhill	15th - 16th 13th - 15th October Brands Hatch	Wins	Seconds	Thirds		
				1	2	3	4	5	6	7	8	9	10	11	12	13	14	15	16	
1	P BELL / C BELL (LCR Yamaha)	134.5			20	20	18	20	22	12.5	22							1	2	3
2	GRAY / CONIL (Ryde Yamaha)	121	14		18	22	20	18	20	11	12							0	2	2
3	ROBINSON / FAIRHURST (LCR Yamaha)	120	15	1	25	18	25	22	12		18							2	1	0
4	P KIRBY / T KIRBY (Adolf RS Yamaha)	112	23	8	22	16	14	16	16	8	20							0	1	1
5	CLARKE / ENSOR (LCR Honda)	68	67	44	16		22		14		16							0	1	0
6	M BELL / COLBROOK (LCR Yamaha)	61	74	7	12	12	12	14	5		6							0	0	0
7	CRAWFORD / LOWHER (LCR Kawasaki)	50	85	11		25	25											2	0	0
8	WILLIAMS / PITT (LCR Yamaha)	50	85	0					25		25							2	0	0
9	HAUXWELL / TAYLOR (Adolf RS Yamaha)	50	85	0	14	14	10	12										0	0	0
10	POTTINGER / DODDS (LCR Yamaha)	45	90	5		10	10		8	7	10							0	0	0
11	PEACH / EDWARDS & HAYNES (LCR Yamaha)	43	92	2			16		10	9	8							0	0	0
12	LAIDLOW / LAIDLOW (LCR Yamaha)	42	93	1					18	10	14							0	0	1
13	MOSS / GEDDES (LCR Yamaha)	30	105	12		8	8	8	6									0	0	0
14	R.STEVENS / W.STEVENS (Ryde Yamaha)	6	129	24					6									0	0	0

2023 ROWE British Sidecar Championship
 F2 SUPERCUP RIDERS POINTS AFTER ROUND 7



		TOTAL	GAP	DIFF	1	2	3	4	5	6	7	8	9	10	11	12	13	14	15	16	Wins	Seconds	Thirds
					29th April - 1st May Oulton Park International	19th - 21st May Donington Park GP				7th - 9th July Snetterton		5th / 6th August Cadwell Park		10th - 13th August Thruxton		2nd / 3rd September Knockhill		13th - 15th October Brands Hatch					
1	FOUND / WALMSLEY (LCR Honda)	50			25						25										2	0	0
2	GIBSON / GIBBONS (CES Yamaha)	22	28		22																0	1	0
3	R CROWE / C CROWE (LCR Honda)	20	30	2	20																0	0	1

2023 ROWE British Sidecar Championship
GP RIDERS POINTS AFTER ROUND 7



	TOTAL	GAP	DIFF	29th April - 1st May Oulton Park International		19th - 21st May Donington Park GP				7th - 9th July Snetterton		5th / 6th August Cadwell Park			10th - 13th August Thruxton		2nd / 3rd September Knockhill		15th - 15th October Brands Hatch		Wins	Seconds	Thirds
				1	2	3	4	5	6	7	8	9	10	11	12	13	14	15	16				
1	ELLIS / CLEMENT (LCR Yamaha)	137.5			25	25	25	25	25	12.5											6	0	0
2	BLACKSTOCK / ROSNEY (LCR Yamaha)	124	14		16	20	20	14	20	9	25										1	0	3
3	S CHRISTIE / T CHRISTIE (LCR Yamaha)	112	26	12	20	22	22	22	16	10											0	3	2
4	G.HOLDEN / LAWRENCE (LCR Kawasaki)	84	54	28	18	18			18	8	22										0	1	0
5	CURRIE / SHARP (LCR Honda)	70	68	14		16	18	18	12	6											0	0	0
6	BIGGS / SEGERS (LCR Yamaha)	57	81	13		14	16	20		7											0	0	1
7	KERSHAW / CHARLWOOD (LCR Yamaha)	55	83	2	22				22	11											0	3	0
8	ARCHER / A CHRISTIE (RSR Yamaha)	48	90	7			14	16	14	4											0	0	0
9	KIRK / MASTERS (LCR Yamaha)	45	93	3	14				8	3	20										0	0	1
10	CABLE / RICHARDSON (LCR Yamaha)	27	111	18	12				10	5											0	0	0

International Sidecar Revival Meeting 2023



2023 British Sidecar Championship

RACE 4 - GRID (14 Laps)

ROW 10	19	89	C. HAUXWELL / K. HAUXWELL	2:02.000
ROW 9	17	8	M. BELL / COLBROOK	1:52.346
	18	38	MOSS / GEDDES	1:53.118
ROW 8	15	5	BIGGS / SEGERS	1:50.327
	16	4	PEACH / HAYNES	1:51.238
ROW 7	13	171	POTTINGER / DODD	1:49.815
	14	7	GRAY / CONIL	1:49.861
ROW 6	11	84	S. LAIDLAW / J. LAIDLAW	1:47.798
	12	58	KIRK / MASTERS	1:49.018
ROW 5	9	19	ROBINSON / FAIRHURST	1:46.564
	10	42	CURRIE / SHARP	1:46.812
ROW 4	7	18	P. BELL / HYDE	1:46.161
	8	17	CLARKE / ENSOR	1:46.562
ROW 3	5	93	HOLDEN / LAWRENCE	1:45.465
	6	27	P. KIRBY / T. KIRBY	1:45.873
ROW 2	3	72	P. FOUNDS / WALMSLEY	1:44.282
	4	117	CRAWFORD / HARDIE	1:44.992
ROW 1	1	95	BLACKSTOCK / ROSNEY	1:43.470
	2	91	WILLIAMS / PITT	1:43.682
Pole				

Cadwell Park: 2.1800 miles

These results are provisional until the conclusion of any judicial and technical matters.

Clerk Of Course :	Stewards :	Timekeeper : <i>Craig Smith</i>
-------------------	------------	------------------------------------

Results can be found at www.tsl-timing.com

Printed - 17:02 Saturday, 05 August 2023



International Sidecar Revival Meeting 2023



2023 British Sidecar Championship

RACE 4 - CLASSIFICATION

POS	NO	CL	PIC NAME	ENTRY	LAPS	TIME	GAP	DIFF	MPH	BEST	ON
1	95	GP	1 BLACKSTOCK / ROSNEY	LCR YAMAHA - DHR/Express Tyre Services	7	11:18.861			80.92	1:33.680	3
2	93	GP	2 HOLDEN / LAWRENCE	LCR KAWASAKI - Holden racing	7	11:23.008	4.147	4.147	80.43	1:34.913	3
3	91	CUP	1 WILLIAMS / PITT	LCR YAMAHA - Williams Sidecar Racing Team	7	11:25.131	6.270	2.123	80.18	1:35.263	2
4	18	CUP	2 P. BELL / HYDE	LCR YAMAHA - Bell Racing / Marin Motorsport	6	9:52.815	1 Lap	1 Lap	79.43	1:37.026	4
5	42	GP	3 CURRIE / SHARP	LCR YAMAHA - Robinsons of Bawtry	6	9:59.017	1 Lap	6.202	78.60	1:38.244	5
6	58	GP	4 KIRK / MASTERS	LCR YAMAHA - MK Racing-5ive 8ight Designs	6	10:00.429	1 Lap	1.412	78.42	1:37.065	3
7	27	CUP	3 P. KIRBY / T. KIRBY	ARS YAMAHA - KRT	6	10:02.530	1 Lap	2.101	78.15	1:38.827	4
8	5	GP	5 BIGGS / SEGERS	LCR YAMAHA - Express Tyre Service/Santander S	6	10:02.700	1 Lap	0.170	78.12	1:36.877	4
9	17	CUP	4 CLARKE / ENSOR	LCR HONDA - Centurion/Fine Line Sealants/ City Li	6	10:04.580	1 Lap	1.880	77.88	1:38.901	4
10	84	CUP	5 S. LAIDLAW / J. LAIDLAW	LCR YAMAHA - Marin motorsport	6	10:04.694	1 Lap	0.114	77.87	1:38.228	4
11	7	CUP	6 GRAY / CONIL	RYDE YAMAHA - Brian Grays Powerbiking	6	10:11.795	1 Lap	7.101	76.96	1:39.856	5
12	19	CUP	7 ROBINSON / FAIRHURST	LCR YAMAHA - Alan Blaylock haulage	6	10:12.399	1 Lap	0.604	76.89	1:39.008	4
13	171	CUP	8 POTTINGER / DODD	LCR YAMAHA - GB Precision Eng/Opal Lazer	6	10:18.497	1 Lap	6.098	76.13	1:40.540	4
14	8	CUP	9 M. BELL / COLBROOK	LCR YAMAHA - Bell Racing / Marin Motorsport	6	10:36.807	1 Lap	18.310	73.94	1:43.541	2

NOT CLASSIFIED

DNF	38	CUP	MOSS / GEDDES	LCR YAMAHA - LifeSafety Motorsport - CharlieMos:	5	9:00.136	2 Laps	1 Lap	72.64	1:45.088	5
DNF	89	CUP	C. HAUXWELL / K. HAUXWELL	Adolf RS1 YAMAHA - Haz Beanz Racing	0						

NOT STARTED

NS	117	CUP	CRAWFORD / HARDIE	LCR KAWASAKI - Team ARC - Marin Motorsport							
----	-----	-----	-------------------	--	--	--	--	--	--	--	--

FASTEST LAP

	95	GP	BLACKSTOCK / ROSNEY	LCR YAMAHA - DHR/Express Tyre Services	3	1:33.680			83.77 mph	134.82 kph	
	91	CUP	WILLIAMS / PITT	LCR YAMAHA - Williams Sidecar Racing Team	2	1:35.263			82.38 mph	132.58 kph	

Class GP - 92.5% of Race Speed = 74.85 mph
 Class CUP - 92.5% of Race Speed = 74.16 mph
 Red Flag (end of session): 10:43

Weather / Track : Rain / Wet

These results are provisional until the conclusion of any judicial and technical matters.

Race Distance: 7 Laps / 15.26 miles
 Cadwell Park: 2.1800 miles
 Date: 06/08/2023 Start: 10:32 Finish: 10:43

Clerk Of Course :	Stewards :	Timekeeper : <i>Craig Smith</i>
-------------------	------------	------------------------------------

Results can be found at www.tsl-timing.com

Printed - 11:08 Sunday, 06 August 2023



International Sidecar Revival Meeting 2023

2023 British Sidecar Championship

RACE 4 - LAP CHART

LAP 1 @ 10:33:43.613

NO	BEHIND	LAP TIME
95		1:39.988
91	0.933	1:40.921
93	2.013	1:42.001
18	4.329	1:44.317
27	5.253	1:45.241
42	6.890	1:46.878
17	7.680	1:47.668
58	7.936	1:47.924
84	8.686	1:48.674
7	10.665	1:50.653
19	10.921	1:50.909
171	11.809	1:51.797
8	12.637	1:52.625
5	12.793	1:52.781
38	17.869	1:57.857

LAP 2 @ 10:35:17.508

NO	BEHIND	LAP TIME
95		1:33.895
91	2.301	1:35.263
93	3.127	1:35.009
18	7.870	1:37.436
27	10.428	1:39.070
42	11.616	1:38.621
17	12.892	1:39.107
58	13.352	1:39.311
84	14.260	1:39.469
7	16.744	1:39.974
19	16.931	1:39.905
5	17.257	1:38.359
171	19.364	1:41.450
8	22.283	1:43.541
38	30.291	1:46.317

LAP 3 @ 10:36:51.188

NO	BEHIND	LAP TIME
95		1:33.680
91	3.973	1:35.352
93	4.360	1:34.913
18	11.265	1:37.075
27	15.606	1:38.858
42	16.479	1:38.543
58	16.737	1:37.065
17	18.325	1:39.113
84	19.420	1:38.840
7	23.085	1:40.021
5	23.367	1:39.790
19	25.502	1:42.251
171	26.714	1:41.030
8	32.696	1:44.093
38	42.109	1:45.498

LAP 4 @ 10:38:25.634

NO	BEHIND	LAP TIME
95		1:34.446
91	5.021	1:35.494
93	5.343	1:35.429
18	13.845	1:37.026
27	19.987	1:38.827
42	20.334	1:38.301
58	20.813	1:38.522

17	22.780	1:38.901
84	23.202	1:38.228
5	25.798	1:36.877
7	29.222	1:40.583
19	30.064	1:39.008
171	32.808	1:40.540
8	42.092	1:43.842
38	53.039	1:45.376

LAP 5 @ 10:39:59.969

NO	BEHIND	LAP TIME
95		1:34.335
93	6.116	1:35.108
91	6.979	1:36.293
18	16.698	1:37.188
42	24.243	1:38.244
58	25.739	1:39.261
27	26.480	1:40.828
17	27.769	1:39.324
84	28.211	1:39.344
5	28.417	1:36.954
7	34.743	1:39.856
19	35.073	1:39.344
171	39.786	1:41.313
8	52.241	1:44.484
38	1:03.792	1:45.088

LAP 6 @ 10:41:36.884

NO	BEHIND	LAP TIME
95		1:36.915
93	5.663	1:36.462
91	6.063	1:35.999
18	19.556	1:39.773
42	25.758	1:38.430
58	27.170	1:38.346
27	29.271	1:39.706
5	29.441	1:37.939
17	31.321	1:40.467
84	31.435	1:40.139
7	38.536	1:40.708
19	39.140	1:40.982
171	45.238	1:42.367
8	1:03.548	1:48.222

LAP 7 @ 10:43:22.486

NO	BEHIND	LAP TIME
95		1:45.602
93	4.147	1:44.086
91	6.270	1:45.809

International Sidecar Revival Meeting 2023

2023 British Sidecar Championship

RACE 4 - POSITION CHART

No	Name	Lap							
		Pos	1	2	3	4	5	6	7
95	BLACKSTOCK / ROSN	1	95	95	95	95	95	95	95
91	WILLIAMS / PITT	2	91	91	91	91	93	93	93
117	CRAWFORD / HARDIE	3	93	93	93	93	91	91	91
93	HOLDEN / LAWRENCE	4	18	18	18	18	18	18	
27	P. KIRBY / T. KIRBY	5	27	27	27	27	42	42	
18	P. BELL / HYDE	6	42	42	42	42	58	58	
17	CLARKE / ENSOR	7	17	17	58	58	27	27	
19	ROBINSON / FAIRHUR	8	58	58	17	17	17	5	
42	CURRIE / SHARP	9	84	84	84	84	84	17	
84	S. LAIDLAW / J. LAIDL	10	7	7	7	5	5	84	
58	KIRK / MASTERS	11	19	19	5	7	7	7	
171	POTTINGER / DODD	12	171	5	19	19	19	19	
7	GRAY / CONIL	13	8	171	171	171	171	171	
5	BIGGS / SEGERS	14	5	8	8	8	8	8	
8	M. BELL / COLBROOK	15	38	38	38	38	38		
38	MOSS / GEDDES	16							
89	C. HAUXWELL / K. HA	17							

International Sidecar Revival Meeting 2023

2023 British Sidecar Championship

RACE 4 - SECTOR ANALYSIS



SECTOR 1 = FL to I1, SECTOR 2 = I1 to FL, DIFF = Difference To Personal Best Lap, P = Crossed Finish Line in Pit Lane, D = Time Disallowed

P1 95 GP BLACKSTOCK / ROSNEY		LCR YAMAHA - DHR/Express Tyre Services				
IDEAL LAP TIME : 1:33.602		BEST LAP TIME : 1:33.680		DIFFERENCE : 0.078		
LAP	SECTOR 1	SECTOR 2	LAP TIME	MPH	DIFF	TIME OF DAY
1 -		40.022	1:39.988	78.48	6.308	10:33:43.613
2 -	54.083	39.812	1:33.895 (2)	83.58	0.215	10:35:17.508
3 -	54.161	39.519	1:33.680 (1)	83.77		10:36:51.188
4 -	54.279	40.167	1:34.446	83.09	0.766	10:38:25.634
5 -	54.567	39.768	1:34.335 (3)	83.19	0.655	10:39:59.969
6 -	55.658	41.257	1:36.915	80.97	3.235	10:41:36.884
7 -	58.168	47.434	1:45.602	74.31	11.922	10:43:22.486

P2 93 GP HOLDEN / LAWRENCE		LCR KAWASAKI - Holden racing				
IDEAL LAP TIME : 1:34.483		BEST LAP TIME : 1:34.913		DIFFERENCE : 0.430		
LAP	SECTOR 1	SECTOR 2	LAP TIME	MPH	DIFF	TIME OF DAY
1 -		40.480	1:42.001	76.94	7.088	10:33:45.626
2 -	54.532	40.477	1:35.009 (2)	82.60	0.096	10:35:20.635
3 -	54.962	39.951	1:34.913 (1)	82.68		10:36:55.548
4 -	55.035	40.394	1:35.429	82.23	0.516	10:38:30.977
5 -	55.148	39.960	1:35.108 (3)	82.51	0.195	10:40:06.085
6 -	54.771	41.691	1:36.462	81.35	1.549	10:41:42.547
7 -	56.919	47.167	1:44.086	75.39	9.173	10:43:26.633

P3 91 CUP WILLIAMS / PITT		LCR YAMAHA - Williams Sidecar Racing Team				
IDEAL LAP TIME : 1:34.869		BEST LAP TIME : 1:35.263		DIFFERENCE : 0.394		
LAP	SECTOR 1	SECTOR 2	LAP TIME	MPH	DIFF	TIME OF DAY
1 -		40.289	1:40.921	77.76	5.658	10:33:44.546
2 -	54.873	40.390	1:35.263 (1)	82.38		10:35:19.809
3 -	55.288	40.064	1:35.352 (2)	82.30	0.089	10:36:55.161
4 -	55.067	40.427	1:35.494 (3)	82.18	0.231	10:38:30.655
5 -	55.943	40.350	1:36.293	81.50	1.030	10:40:06.948
6 -	54.805	41.194	1:35.999	81.75	0.736	10:41:42.947
7 -	57.638	48.171	1:45.809	74.17	10.546	10:43:28.756

P4 18 CUP P. BELL / HYDE		LCR YAMAHA - Bell Racing / Marin Motorsport				
IDEAL LAP TIME : 1:36.527		BEST LAP TIME : 1:37.026		DIFFERENCE : 0.499		
LAP	SECTOR 1	SECTOR 2	LAP TIME	MPH	DIFF	TIME OF DAY
1 -		41.244	1:44.317	75.23	7.291	10:33:47.942
2 -	56.538	40.898	1:37.436	80.54	0.410	10:35:25.378
3 -	56.214	40.861	1:37.075 (2)	80.84	0.049	10:37:02.453
4 -	56.287	40.739	1:37.026 (1)	80.88		10:38:39.479
5 -	55.788	41.400	1:37.188 (3)	80.75	0.162	10:40:16.667
6 -	57.062	42.711	1:39.773	78.65	2.747	10:41:56.440

P5 42 GP CURRIE / SHARP		LCR YAMAHA - Robinsons of Bawtry				
IDEAL LAP TIME : 1:37.761		BEST LAP TIME : 1:38.244		DIFFERENCE : 0.483		
LAP	SECTOR 1	SECTOR 2	LAP TIME	MPH	DIFF	TIME OF DAY
1 -		42.571	1:46.878	73.42	8.634	10:33:50.503
2 -	56.885	41.736	1:38.621	79.57	0.377	10:35:29.124
3 -	56.650	41.893	1:38.543	79.64	0.299	10:37:07.667
4 -	57.009	41.292	1:38.301 (2)	79.83	0.057	10:38:45.968
5 -	56.996	41.248	1:38.244 (1)	79.88		10:40:24.212
6 -	56.513	41.917	1:38.430 (3)	79.73	0.186	10:42:02.642

International Sidecar Revival Meeting 2023

2023 British Sidecar Championship

RACE 4 - SECTOR ANALYSIS



SECTOR 1 = FL to I1, SECTOR 2 = I1 to FL, DIFF = Difference To Personal Best Lap, P = Crossed Finish Line in Pit Lane, D = Time Disallowed

P6 58 GP		KIRK / MASTERS		LCR YAMAHA - MK Racing-Sive 8ight Designs		
IDEAL LAP TIME : 1:37.065		BEST LAP TIME : 1:37.065		DIFFERENCE : 0.000		
LAP	SECTOR 1	SECTOR 2	LAP TIME	MPH	DIFF	TIME OF DAY
1 -		42.029	1:47.924	72.71	10.859	10:33:51.549
2 -	57.689	41.622	1:39.311	79.02	2.246	10:35:30.860
3 -	55.974	41.091	1:37.065 (1)	80.85		10:37:07.925
4 -	57.024	41.498	1:38.522 (3)	79.65	1.457	10:38:46.447
5 -	57.639	41.622	1:39.261	79.06	2.196	10:40:25.708
6 -	55.974	42.372	1:38.346 (2)	79.80	1.281	10:42:04.054

P7 27 CUP		P. KIRBY / T. KIRBY		ARS YAMAHA - KRT		
IDEAL LAP TIME : 1:38.228		BEST LAP TIME : 1:38.827		DIFFERENCE : 0.599		
LAP	SECTOR 1	SECTOR 2	LAP TIME	MPH	DIFF	TIME OF DAY
1 -		41.665	1:45.241	74.57	6.414	10:33:48.866
2 -	57.221	41.849	1:39.070 (3)	79.21	0.243	10:35:27.936
3 -	56.778	42.080	1:38.858 (2)	79.38	0.031	10:37:06.794
4 -	57.377	41.450	1:38.827 (1)	79.41		10:38:45.621
5 -	58.162	42.666	1:40.828	77.83	2.001	10:40:26.449
6 -	57.265	42.441	1:39.706	78.71	0.879	10:42:06.155

P8 5 GP		BIGGS / SEGERS		LCR YAMAHA - Express Tyre Service/Santander Salt		
IDEAL LAP TIME : 1:36.572		BEST LAP TIME : 1:36.877		DIFFERENCE : 0.305		
LAP	SECTOR 1	SECTOR 2	LAP TIME	MPH	DIFF	TIME OF DAY
1 -		44.995	1:52.781	69.58	15.904	10:33:56.406
2 -	56.652	41.707	1:38.359	79.79	1.482	10:35:34.765
3 -	57.154	42.636	1:39.790	78.64	2.913	10:37:14.555
4 -	55.706	41.171	1:36.877 (1)	81.01		10:38:51.432
5 -	55.401	41.553	1:36.954 (2)	80.94	0.077	10:40:28.386
6 -	56.451	41.488	1:37.939 (3)	80.13	1.062	10:42:06.325

P9 17 CUP		CLARKE / ENSOR		LCR HONDA - Centurion/Fine Line Sealants/ City Lifting		
IDEAL LAP TIME : 1:38.709		BEST LAP TIME : 1:38.901		DIFFERENCE : 0.192		
LAP	SECTOR 1	SECTOR 2	LAP TIME	MPH	DIFF	TIME OF DAY
1 -		42.100	1:47.668	72.89	8.767	10:33:51.293
2 -	57.467	41.640	1:39.107 (2)	79.18	0.206	10:35:30.400
3 -	57.618	41.495	1:39.113 (3)	79.18	0.212	10:37:09.513
4 -	57.214	41.687	1:38.901 (1)	79.35		10:38:48.414
5 -	57.316	42.008	1:39.324	79.01	0.423	10:40:27.738
6 -	58.001	42.466	1:40.467	78.11	1.566	10:42:08.205

P10 84 CUP		S. LAIDLAW / J. LAIDLAW		LCR YAMAHA - Marin motorsport		
IDEAL LAP TIME : 1:38.228		BEST LAP TIME : 1:38.228		DIFFERENCE : 0.000		
LAP	SECTOR 1	SECTOR 2	LAP TIME	MPH	DIFF	TIME OF DAY
1 -		42.536	1:48.674	72.21	10.446	10:33:52.299
2 -	57.141	42.328	1:39.469	78.89	1.241	10:35:31.768
3 -	56.893	41.947	1:38.840 (2)	79.40	0.612	10:37:10.608
4 -	56.652	41.576	1:38.228 (1)	79.89		10:38:48.836
5 -	56.984	42.360	1:39.344 (3)	78.99	1.116	10:40:28.180
6 -	57.797	42.342	1:40.139	78.37	1.911	10:42:08.319

P11 7 CUP		GRAY / CONIL		RYDE YAMAHA - Brian Grays Powerbiking		
IDEAL LAP TIME : 1:39.719		BEST LAP TIME : 1:39.856		DIFFERENCE : 0.137		
LAP	SECTOR 1	SECTOR 2	LAP TIME	MPH	DIFF	TIME OF DAY
1 -		43.252	1:50.653	70.92	10.797	10:33:54.278
2 -	57.572	42.402	1:39.974 (2)	78.50	0.118	10:35:34.252
3 -	57.317	42.704	1:40.021 (3)	78.46	0.165	10:37:14.273
4 -	57.729	42.854	1:40.583	78.02	0.727	10:38:54.856
5 -	57.446	42.410	1:39.856 (1)	78.59		10:40:34.712
6 -	57.988	42.720	1:40.708	77.92	0.852	10:42:15.420

International Sidecar Revival Meeting 2023

2023 British Sidecar Championship

RACE 4 - SECTOR ANALYSIS



SECTOR 1 = FL to I1, SECTOR 2 = I1 to FL, DIFF = Difference To Personal Best Lap, P = Crossed Finish Line in Pit Lane, D = Time Disallowed

P12	19 CUP	ROBINSON / FAIRHURST	LCR YAMAHA - Alan Blaylock haulage			
IDEAL LAP TIME : 1:38.713		BEST LAP TIME : 1:39.008	DIFFERENCE : 0.295			

LAP	SECTOR 1	SECTOR 2	LAP TIME	MPH	DIFF	TIME OF DAY
1 -		43.146	1:50.909	70.76	11.901	10:33:54.534
2 -	57.666	42.239	1:39.905 (3)	78.55	0.897	10:35:34.439
3 -	1:00.229	42.022	1:42.251	76.75	3.243	10:37:16.690
4 -	57.474	41.534	1:39.008 (1)	79.26		10:38:55.698
5 -	57.179	42.165	1:39.344 (2)	78.99	0.336	10:40:35.042
6 -	58.139	42.843	1:40.982	77.71	1.974	10:42:16.024

P13	171 CUP	POTTINGER / DODD	LCR YAMAHA - GB Precision Eng/Opal Lazer			
IDEAL LAP TIME : 1:40.481		BEST LAP TIME : 1:40.540	DIFFERENCE : 0.059			

LAP	SECTOR 1	SECTOR 2	LAP TIME	MPH	DIFF	TIME OF DAY
1 -		43.616	1:51.797	70.19	11.257	10:33:55.422
2 -	59.060	42.390	1:41.450	77.35	0.910	10:35:36.872
3 -	58.391	42.639	1:41.030 (2)	77.68	0.490	10:37:17.902
4 -	58.091	42.449	1:40.540 (1)	78.05		10:38:58.442
5 -	58.401	42.912	1:41.313 (3)	77.46	0.773	10:40:39.755
6 -	59.032	43.335	1:42.367	76.66	1.827	10:42:22.122

P14	8 CUP	M. BELL / COLBROOK	LCR YAMAHA - Bell Racing / Marin Motorsport			
IDEAL LAP TIME : 1:43.206		BEST LAP TIME : 1:43.541	DIFFERENCE : 0.335			

LAP	SECTOR 1	SECTOR 2	LAP TIME	MPH	DIFF	TIME OF DAY
1 -		43.621	1:52.625	69.68	9.084	10:33:56.250
2 -	59.585	43.956	1:43.541 (1)	75.79		10:35:39.791
3 -	1:00.203	43.890	1:44.093 (3)	75.39	0.552	10:37:23.884
4 -	1:00.212	43.630	1:43.842 (2)	75.57	0.301	10:39:07.726
5 -	1:00.769	43.715	1:44.484	75.11	0.943	10:40:52.210
6 -	1:01.731	46.491	1:48.222	72.51	4.681	10:42:40.432

P15	38 CUP	MOSS / GEDDES	LCR YAMAHA - LifeSafety Motorsport - CharlieMossRacing			
IDEAL LAP TIME : 1:44.480		BEST LAP TIME : 1:45.088	DIFFERENCE : 0.608			

LAP	SECTOR 1	SECTOR 2	LAP TIME	MPH	DIFF	TIME OF DAY
1 -		46.735	1:57.857	66.58	12.769	10:34:01.482
2 -	1:01.709	44.608	1:46.317	73.81	1.229	10:35:47.799
3 -	1:01.361	44.137	1:45.498 (3)	74.39	0.410	10:37:33.297
4 -	1:00.667	44.709	1:45.376 (2)	74.47	0.288	10:39:18.673
5 -	1:00.593	44.495	1:45.088 (1)	74.68		10:41:03.761

International Sidecar Revival Meeting 2023

2023 British Sidecar Championship

RACE 4 - BEST SECTORS

SECTOR 1			SECTOR 2			IDEAL / BEST COMPARISON						
POS	NO	NAME	TIME	NO	NAME	TIME	POS	NO	NAME	IDEAL	BEST	DIFF
									PERFECT LAP	1:33.602		
1	95	BLACKSTOCK / ROSNEY	54.083	95	BLACKSTOCK / ROSNEY	39.519	1	95	BLACKSTOCK / ROSNEY	1:33.602	1:33.680	0.078
2	93	HOLDEN / LAWRENCE	54.532	93	HOLDEN / LAWRENCE	39.951	2	93	HOLDEN / LAWRENCE	1:34.483	1:34.913	0.430
3	91	WILLIAMS / PITT	54.805	91	WILLIAMS / PITT	40.064	3	91	WILLIAMS / PITT	1:34.869	1:35.263	0.394
4	5	BIGGS / SEGERS	55.401	18	P. BELL / HYDE	40.739	4	18	P. BELL / HYDE	1:36.527	1:37.026	0.499
5	18	P. BELL / HYDE	55.788	58	KIRK / MASTERS	41.091	5	5	BIGGS / SEGERS	1:36.572	1:36.877	0.305
6	58	KIRK / MASTERS	55.974	5	BIGGS / SEGERS	41.171	6	58	KIRK / MASTERS	1:37.065	1:37.065	0.000
7	42	CURRIE / SHARP	56.513	42	CURRIE / SHARP	41.248	7	42	CURRIE / SHARP	1:37.761	1:38.244	0.483
8	84	S. LAIDLLOW / J. LAIDLLOW	56.652	27	P. KIRBY / T. KIRBY	41.450	8	84	S. LAIDLLOW / J. LAIDLLOW	1:38.228	1:38.228	0.000
9	27	P. KIRBY / T. KIRBY	56.778	17	CLARKE / ENSOR	41.495	9	27	P. KIRBY / T. KIRBY	1:38.228	1:38.827	0.599
10	19	ROBINSON / FAIRHURST	57.179	19	ROBINSON / FAIRHURST	41.534	10	17	CLARKE / ENSOR	1:38.709	1:38.901	0.192
11	17	CLARKE / ENSOR	57.214	84	S. LAIDLLOW / J. LAIDLLOW	41.576	11	19	ROBINSON / FAIRHURST	1:38.713	1:39.008	0.295
12	7	GRAY / CONIL	57.317	171	POTTINGER / DODD	42.390	12	7	GRAY / CONIL	1:39.719	1:39.856	0.137
13	171	POTTINGER / DODD	58.091	7	GRAY / CONIL	42.402	13	171	POTTINGER / DODD	1:40.481	1:40.540	0.059
14	8	M. BELL / COLBROOK	59.585	8	M. BELL / COLBROOK	43.621	14	8	M. BELL / COLBROOK	1:43.206	1:43.541	0.335
15	38	MOSS / GEDDES	1:00.343	38	MOSS / GEDDES	44.137	15	38	MOSS / GEDDES	1:44.480	1:45.088	0.608
16												

2023 ROWE British Sidecar Championship
CUP RIDERS POINTS AFTER ROUND 8



	TOTAL	GAP	DIFF	Races																Wins	Seconds	Thirds		
				29th April - 1st May Oulton Park International			19th - 21st May Donington Park GP				7th - 9th July Snetterton		5th / 6th August Cadwell Park			10 / 11th - 13th August Thruxton		2nd / 3rd September Knockhill					15 / 13th - 15th October Brands Hatch	
				1	2	3	4	5	6	7	8	9	10	11	12	13	14	15	16					
1	P BELL / C BELL (LCR Yamaha)	145.5			20	20	18	20	22	12.5	22	11										1	2	3
2	GRAY / CONIL (Ryde Yamaha)	128	18		18	22	20	18	20	11	12	7										0	2	2
3	ROBINSON / FAIRHURST (LCR Yamaha)	126	20	2	25	18	25	22	12		18	6										2	1	0
4	P KIRBY / T KIRBY (Adolf RS Yamaha)	122	24	4	22	16	14	16	16	8	20	10										0	1	1
5	CLARKE / ENSOR (LCR Honda)	77	69	45	16		22		14		16	9										0	1	0
6	M BELL / COLBROOK (LCR Yamaha)	65	81	12	12	12	12	14	5		6	4										0	0	0
7	WILLIAMS / PITT (LCR Yamaha)	62.5	83	2.5					25		25	12.5										2	0	0
8	CRAWFORD / LOWHER (LCR Kawasaki)	50	96	13		25	25															2	0	0
9	HAUXWELL / TAYLOR (Adolf RS Yamaha)	50	96	0	14	14	10	12														0	0	0
10	POTTINGER / DODDS (LCR Yamaha)	50	96	0		10	10		8	7	10	5										0	0	0
11	LAIDLAW / LAIDLAW (LCR Yamaha)	50	96	0					18	10	14	8										0	0	1
12	PEACH / EDWARDS & HAYNES (LCR Yamaha)	43	103	7			16		10	9	8											0	0	0
13	MOSS / GEDDES (LCR Yamaha)	30	116	13		8	8	8		6												0	0	0
14	R.STEVENS / W.STEVENS (Ryde Yamaha)	6	140	24					6													0	0	0

2023 ROWE British Sidecar Championship
GP RIDERS POINTS AFTER ROUND 8



	TOTAL	GAP	DIFF	Rounds																Wins	Seconds	Thirds	
				29th April - 1st May Oulton Park International				19th - 21st May Donington Park GP				7th - 9th July Snetterton		5th / 6th August Cadwell Park			10 / 11th - 13th August Thruxton		2nd / 3rd September Knockhill				15 / 13th - 15th October Brands Hatch
				1	2	3	4	5	6	7	8	9	10	11	12	13	14	15	16				
1	ELLIS / CLEMENT (LCR Yamaha)	137.5						25	25	25	25	12.5									6	0	0
2	BLACKSTOCK / ROSNEY (LCR Yamaha)	136.5	1					16	20	20	14		20	9	25	12.5					1	0	3
3	S CHRISTIE / T CHRISTIE (LCR Yamaha)	112	26	25				20	22	22	22		16	10							0	3	2
4	G.HOLDEN / LAWRENCE (LCR Kawasaki)	95	43	17				18	18				18	8	22	11					0	1	0
5	CURRIE / SHARP (LCR Honda)	80	58	15					16	18	18		12	6		10					0	0	0
6	BIGGS / SEGERS (LCR Yamaha)	65	73	15					14	16	20			7		8					0	0	1
7	KERSHAW / CHARLWOOD (LCR Yamaha)	55	83	10				22					22	11							0	3	0
8	KIRK / MASTERS (LCR Yamaha)	54	84	1				14					8	3	20	9					0	0	1
9	ARCHER / A CHRISTIE (RSR Yamaha)	48	90	6									14	16							0	0	0
10	CABLE / RICHARDSON (LCR Yamaha)	27	111	21				12					10	5							0	0	0

International Sidecar Revival Meeting 2023

2023 British Sidecar Championship

RACE 4 - STATISTICS

Competitors Started 16
Planned Start 2023-08-06 @ 10:30:00.000
Actual Start 2023-08-06 @ 10:32:03.624
Finish Time 2023-08-06 @ 10:43:22.485
Track Length 2.1800mi.
Total Laps 92
Total Distance Covered 200.5617mi.

Session Fastest Lap History

NO	CL	NAME	LAP TIME	TIME OF DAY	LAP	VEHICLE
95	GP	BLACKSTOCK / ROSNEY	1:33.895	10:35:17.525	2	LCR YAMAHA
95	GP	BLACKSTOCK / ROSNEY	1:33.680	10:36:51.206	3	LCR YAMAHA

Session Leader History

NO	CL	NAME	FROM LAP	LAPS LED	DISTANCE	VEHICLE
95	GP	BLACKSTOCK / ROSNEY	1	7	15.26 miles	LCR YAMAHA

Flag History

TYPE	TIME OF DAY
GREEN	10:32:03.624
FINISH	10:43:22.485

Flag Statistics

TYPE	COUNT	TOTAL LAPS	TOTAL TIME
Green	1	7	12:49.979
Red	0	0	0.000
Safety Car	0	0	0.000
FCY	0	0	0.000

International Sidecar Revival Meeting 2023

2023 British Sidecar Championship

RACE 4 - STATISTICS

CLASS : GP

5 Starters

Fastest Lap History

NO	NAME	LAP TIME	TIME OF DAY	LAP	VEHICLE
95	BLACKSTOCK / ROSNEY	1:33.895	10:35:17.525	2	LCR YAMAHA
95	BLACKSTOCK / ROSNEY	1:33.680	10:36:51.206	3	LCR YAMAHA

Leader History

NO	NAME	FROM LAP	LAPS LED	DISTANCE	VEHICLE
95	BLACKSTOCK / ROSNEY	1	7	15.26 miles	LCR YAMAHA

International Sidecar Revival Meeting 2023

2023 British Sidecar Championship

RACE 4 - STATISTICS

CLASS : CUP

11 Starters

Fastest Lap History

NO	NAME	LAP TIME	TIME OF DAY	LAP	VEHICLE
91	WILLIAMS / PITT	1:35.263	10:35:19.825	2	LCR YAMAHA

Leader History

NO	NAME	FROM LAP	LAPS LED	DISTANCE	VEHICLE
91	WILLIAMS / PITT	1	7	15.26 miles	LCR YAMAHA

International Sidecar Revival Meeting 2023



2023 British Sidecar Championship

RACE 12 - GRID (12 Laps)

ROW 10	19	72	P. FOUNDS / WALMSLEY							
ROW 9	17	89	C. HAUXWELL / K. HAUXWELL	18	4	PEACH / HAYNES				
ROW 8			1:43.541	15	8	M. BELL / COLBROOK	16	38	MOSS / GEDDES	1:45.088
ROW 7	13	7	1:39.856	GRAY / CONIL	14	171	1:40.540	POTTINGER / DODD		
ROW 6			1:38.901	11	17	CLARKE / ENSOR	12	19	1:39.008	ROBINSON / FAIRHURST
ROW 5	9	27	1:38.827	P. KIRBY / T. KIRBY	10	117	CRAWFORD / HARDIE			
ROW 4			1:38.228	7	84	S. LAIDLOW / J. LAIDLOW	8	42	1:38.244	CURRIE / SHARP
ROW 3	5	18	1:37.026	P. BELL / HYDE	6	58	1:37.065	KIRK / MASTERS		
ROW 2			1:35.263	3	91	WILLIAMS / PITT	4	5	1:36.877	BIGGS / SEGERS
ROW 1	1	95	1:33.680	BLACKSTOCK / ROSNEY	2	93	1:34.913	HOLDEN / LAWRENCE		
Pole										

Cadwell Park: 2.1800 miles

These results are provisional until the conclusion of any judicial and technical matters.

Clerk Of Course :	Stewards :	Timekeeper : <i>Craig Smith</i>
-------------------	------------	------------------------------------

Results can be found at www.tsl-timing.com

Printed - 11:29 Sunday, 06 August 2023



International Sidecar Revival Meeting 2023



2023 British Sidecar Championship

RACE 12 - CLASSIFICATION

POS	NO	CL	PIC NAME	ENTRY	LAPS	TIME	GAP	DIFF	MPH	BEST	ON
1	95	GP	1 BLACKSTOCK / ROSNEY	LCR YAMAHA - DHR/Express Tyre Services	12	19:03.785			82.33	1:34.143	7
2	93	GP	2 HOLDEN / LAWRENCE	LCR KAWASAKI - Holden racing	12	19:10.419	6.634	6.634	81.86	1:34.417	6
3	91	CUP	1 WILLIAMS / PITT	LCR YAMAHA - Williams Sidecar Racing Team	12	19:38.445	34.660	28.026	79.91	1:34.786	6
4	18	CUP	2 P. BELL / HYDE	LCR YAMAHA - Bell Racing / Marin Motorsport	12	19:39.025	35.240	0.580	79.87	1:36.980	5
5	58	GP	3 KIRK / MASTERS	LCR YAMAHA - MK Racing-Five Eight Designs	12	19:43.640	39.855	4.615	79.56	1:36.915	4
6	84	CUP	3 S. LAIDLAW / J. LAIDLAW	LCR YAMAHA - Marin motorsport	12	19:52.987	49.202	9.347	78.94	1:37.438	7
7	27	CUP	4 P. KIRBY / T. KIRBY	ARS YAMAHA - KRT	12	20:00.577	56.792	7.590	78.44	1:38.293	5
8	17	CUP	5 CLARKE / ENSOR	LCR HONDA - Centurion/Fine Line Sealants/ City Li	12	20:04.561	1:00.776	3.984	78.18	1:38.151	4
9	7	CUP	6 GRAY / CONIL	RYDE YAMAHA - Brian Grays Powerbiking	12	20:05.633	1:01.848	1.072	78.11	1:38.935	11
10	171	CUP	7 POTTINGER / DODD	LCR YAMAHA - GB Precision Eng/Opal Lazer	12	20:36.338	1:32.553	30.705	76.17	1:40.888	8
11	8	CUP	8 M. BELL / COLBROOK	LCR YAMAHA - Bell Racing / Marin Motorsport	11	19:15.303	1 Lap	1 Lap	74.72	1:42.563	2

NOT CLASSIFIED

DNF	72	F2	P. FOUNDS / WALMSLEY	LCR HONDA - Team Founds Racing 72	8	13:04.289	4 Laps	3 Laps	80.05	1:35.804	4
DNF	5	GP	BIGGS / SEGERS	LCR YAMAHA - Express Tyre Service/Santander S	6	9:44.019	6 Laps	2 Laps	80.62	1:35.113	5
DNF	42	GP	CURRIE / SHARP	LCR YAMAHA - Robinsons of Bawtry	6	10:05.655	6 Laps	21.636	77.74	1:38.865	3
DNF	19	CUP	ROBINSON / FAIRHURST	LCR YAMAHA - Alan Blaylock haulage	4	6:47.516	8 Laps	2 Laps	77.03	1:38.529	4

FASTEST LAP

	95	GP	BLACKSTOCK / ROSNEY	LCR YAMAHA - DHR/Express Tyre Services	7	1:34.143			83.36 mph	134.16 kph
	91	CUP	WILLIAMS / PITT	LCR YAMAHA - Williams Sidecar Racing Team	6	1:34.786			82.79 mph	133.25 kph
	72	F2	P. FOUNDS / WALMSLEY	LCR HONDA - Team Founds Racing 72	4	1:35.804			81.91 mph	131.83 kph

Class GP - 92.5% of Race Speed = 76.15 mph
 Class CUP - 92.5% of Race Speed = 73.91 mph

Weather / Track : Cloudy / Dry

These results are provisional until the conclusion of any judicial and technical matters.

Race Distance: 12 Laps / 26.16 miles

Cadwell Park: 2.1800 miles

Date: 06/08/2023 Start: 15:03 Finish: 15:22

Clerk Of Course :	Stewards :	Timekeeper : <i>Craig Smith</i>
-------------------	------------	------------------------------------

Results can be found at www.tsl-timing.com

Printed - 16:02 Sunday, 06 August 2023



International Sidecar Revival Meeting 2023

2023 British Sidecar Championship

RACE 12 - LAP CHART

LAP 1 @ 15:05:16.122

NO	BEHIND	LAP TIME
95		1:39.767
93	1.628	1:41.395
91	2.432	1:42.199
5	4.799	1:44.566
18	5.249	1:45.016
58	5.827	1:45.594
84	7.045	1:46.812
42	7.722	1:47.489
72	8.266	1:48.033
27	8.940	1:48.707
17	9.095	1:48.862
19	9.366	1:49.133
7	10.674	1:50.441
171	11.540	1:51.307
8	13.001	1:52.768

LAP 2 @ 15:06:50.301

NO	BEHIND	LAP TIME
95		1:34.179
93	2.979	1:35.530
91	3.325	1:35.072
5	7.629	1:37.009
18	8.723	1:37.653
58	9.515	1:37.867
84	11.846	1:38.980
72	12.121	1:38.034
42	13.061	1:39.518
27	13.931	1:39.170
17	15.367	1:40.451
19	16.009	1:40.822
7	17.081	1:40.586
171	20.454	1:43.093
8	21.385	1:42.563

LAP 3 @ 15:08:24.711

NO	BEHIND	LAP TIME
95		1:34.410
93	3.807	1:35.238
91	4.282	1:35.367
5	8.912	1:35.693
18	11.338	1:37.025
58	12.284	1:37.179
72	14.104	1:36.393
84	16.767	1:39.331
42	17.516	1:38.865
27	18.287	1:38.766
17	20.211	1:39.254
19	20.631	1:39.032
7	22.699	1:40.028
171	28.912	1:42.868
8	32.490	1:45.515

LAP 4 @ 15:09:58.985

NO	BEHIND	LAP TIME
95		1:34.274
93	4.313	1:34.780
91	5.069	1:35.061
5	10.730	1:36.092
18	14.172	1:37.108
58	14.925	1:36.915
72	15.634	1:35.804

84	21.379	1:38.886
42	22.806	1:39.564
27	23.266	1:39.253
17	24.088	1:38.151
19	24.886	1:38.529
7	28.029	1:39.604
171	36.737	1:42.099
8	42.543	1:44.327

LAP 5 @ 15:11:33.597

NO	BEHIND	LAP TIME
95		1:34.612
93	4.792	1:35.091
91	5.655	1:35.198
5	11.231	1:35.113
18	16.540	1:36.980
58	17.283	1:36.970
72	17.644	1:36.622
84	25.187	1:38.420
27	26.947	1:38.293
42	28.934	1:40.740
17	29.338	1:39.862
7	33.400	1:39.983
171	44.983	1:42.858
8	52.219	1:44.288

LAP 6 @ 15:13:08.728

NO	BEHIND	LAP TIME
95		1:35.131
93	4.078	1:34.417
91	5.310	1:34.786
5	11.646	1:35.546
18	18.726	1:37.317
72	19.169	1:36.656
58	20.385	1:38.233
84	28.026	1:37.970
27	30.474	1:38.658
42	33.282	1:39.479
17	34.122	1:39.915
7	37.388	1:39.119
171	51.859	1:42.007
8	1:01.024	1:43.936

LAP 7 @ 15:14:42.871

NO	BEHIND	LAP TIME
95		1:34.143
93	4.682	1:34.747
91	7.124	1:35.957
72	21.741	1:36.715
18	23.521	1:38.938
58	25.001	1:38.759
84	31.321	1:37.438
27	34.864	1:38.533
17	39.726	1:39.747
7	43.127	1:39.882
171	59.173	1:41.457
8	1:10.642	1:43.761

LAP 8 @ 15:16:17.924

NO	BEHIND	LAP TIME
95		1:35.053
93	4.570	1:34.941
91	7.349	1:35.278

72	22.720	1:36.032
18	25.606	1:37.138
58	28.438	1:38.490
84	34.607	1:38.339
27	38.808	1:38.997
17	43.818	1:39.145
7	47.044	1:38.970
171	1:05.008	1:40.888
8	1:19.548	1:43.959

LAP 9 @ 15:17:53.071

NO	BEHIND	LAP TIME
95		1:35.147
93	4.820	1:35.397
91	8.262	1:36.060
18	27.858	1:37.399
58	30.757	1:37.466
84	39.190	1:39.730
27	43.511	1:39.850
17	48.137	1:39.466
7	51.203	1:39.306
171	1:12.772	1:42.911
8	1:29.529	1:45.128

LAP 10 @ 15:19:28.476

NO	BEHIND	LAP TIME
95		1:35.405
93	5.584	1:36.169
91	9.517	1:36.660
18	30.810	1:38.357
58	33.403	1:38.051
84	42.392	1:38.607
27	48.034	1:39.928
17	53.307	1:40.575
7	55.115	1:39.317
171	1:19.649	1:42.282

LAP 11 @ 15:21:04.200

NO	BEHIND	LAP TIME
95		1:35.724
8	1 Lap	1:45.025
93	5.197	1:35.337
91	10.814	1:37.021
18	32.661	1:37.575
58	36.268	1:38.589
84	44.829	1:38.161
27	52.120	1:39.810
17	57.287	1:39.704
7	58.326	1:38.935
171	1:26.169	1:42.244

LAP 12 @ 15:22:40.140

NO	BEHIND	LAP TIME
95		1:35.940
93	6.634	1:37.377
8	1 Lap	1:44.033
91	34.660	1:59.786
18	35.240	1:38.519
58	39.855	1:39.527
84	49.202	1:40.313
27	56.792	1:40.612
17	1:00.776	1:39.429
7	1:01.848	1:39.462

171 1:32.553 1:42.324

International Sidecar Revival Meeting 2023

2023 British Sidecar Championship

RACE 12 - POSITION CHART

No	Name	Lap													
		Pos	1	2	3	4	5	6	7	8	9	10	11	12	
95	BLACKSTOCK / ROSN	1	95	95	95	95	95	95	95	95	95	95	95	95	95
93	HOLDEN / LAWRENCE	2	93	93	93	93	93	93	93	93	93	93	93	93	93
91	WILLIAMS / PITT	3	91	91	91	91	91	91	91	91	91	91	91	91	91
5	BIGGS / SEGERS	4	5	5	5	5	5	5	72	72	18	18	18	18	18
18	P. BELL / HYDE	5	18	18	18	18	18	18	18	18	58	58	58	58	58
58	KIRK / MASTERS	6	58	58	58	58	58	72	58	58	84	84	84	84	84
84	S. LAIDLOW / J. LAIDL	7	84	84	72	72	72	58	84	84	27	27	27	27	27
42	CURRIE / SHARP	8	42	72	84	84	84	84	27	27	17	17	17	17	17
27	P. KIRBY / T. KIRBY	9	72	42	42	42	27	27	17	17	7	7	7	7	7
17	CLARKE / ENSOR	10	27	27	27	27	42	42	7	7	171	171	171	171	171
19	ROBINSON / FAIRHUR	11	17	17	17	17	17	17	171	171	8	8	8	8	8
7	GRAY / CONIL	12	19	19	19	19	7	7	8	8					
171	POTTINGER / DODD	13	7	7	7	7	171	171							
8	M. BELL / COLBROOK	14	171	171	171	171	8	8							
72	P. FOUNDS / WALMSL	15	8	8	8	8									

International Sidecar Revival Meeting 2023

2023 British Sidecar Championship

RACE 12 - SECTOR ANALYSIS



SECTOR 1 = FL to I1, SECTOR 2 = I1 to FL, DIFF = Difference To Personal Best Lap, P = Crossed Finish Line in Pit Lane, D = Time Disallowed

P1		95 GP		BLACKSTOCK / ROSNEY		LCR YAMAHA - DHR/Express Tyre Services	
IDEAL LAP TIME : 1:33.881		BEST LAP TIME : 1:34.143		DIFFERENCE : 0.262			
LAP	SECTOR 1	SECTOR 2	LAP TIME	MPH	DIFF	TIME OF DAY	
1 -		40.219	1:39.767	78.66	5.624	15:05:16.122	
2 -	54.437	39.742	1:34.179 (2)	83.33	0.036	15:06:50.301	
3 -	54.156	40.254	1:34.410	83.12	0.267	15:08:24.711	
4 -	54.363	39.911	1:34.274 (3)	83.24	0.131	15:09:58.985	
5 -	54.700	39.912	1:34.612	82.95	0.469	15:11:33.597	
6 -	54.863	40.268	1:35.131	82.49	0.988	15:13:08.728	
7 -	54.418	39.725	1:34.143 (1)	83.36		15:14:42.871	
8 -	54.894	40.159	1:35.053	82.56	0.910	15:16:17.924	
9 -	54.840	40.307	1:35.147	82.48	1.004	15:17:53.071	
10 -	55.073	40.332	1:35.405	82.26	1.262	15:19:28.476	
11 -	55.280	40.444	1:35.724	81.98	1.581	15:21:04.200	
12 -	55.173	40.767	1:35.940	81.80	1.797	15:22:40.140	

P2		93 GP		HOLDEN / LAWRENCE		LCR KAWASAKI - Holden racing	
IDEAL LAP TIME : 1:34.220		BEST LAP TIME : 1:34.417		DIFFERENCE : 0.197			
LAP	SECTOR 1	SECTOR 2	LAP TIME	MPH	DIFF	TIME OF DAY	
1 -		40.365	1:41.395	77.40	6.978	15:05:17.750	
2 -	54.600	40.930	1:35.530	82.15	1.113	15:06:53.280	
3 -	54.689	40.549	1:35.238	82.40	0.821	15:08:28.518	
4 -	54.453	40.327	1:34.780 (3)	82.80	0.363	15:10:03.298	
5 -	54.779	40.312	1:35.091	82.53	0.674	15:11:38.389	
6 -	54.597	39.820	1:34.417 (1)	83.12		15:13:12.806	
7 -	54.400	40.347	1:34.747 (2)	82.83	0.330	15:14:47.553	
8 -	54.586	40.355	1:34.941	82.66	0.524	15:16:22.494	
9 -	54.608	40.789	1:35.397	82.26	0.980	15:17:57.891	
10 -	55.282	40.887	1:36.169	81.60	1.752	15:19:34.060	
11 -	54.699	40.638	1:35.337	82.31	0.920	15:21:09.397	
12 -	56.242	41.135	1:37.377	80.59	2.960	15:22:46.774	

P3		91 CUP		WILLIAMS / PITT		LCR YAMAHA - Williams Sidecar Racing Team	
IDEAL LAP TIME : 1:34.715		BEST LAP TIME : 1:34.786		DIFFERENCE : 0.071			
LAP	SECTOR 1	SECTOR 2	LAP TIME	MPH	DIFF	TIME OF DAY	
1 -		40.841	1:42.199	76.79	7.413	15:05:18.554	
2 -	54.826	40.246	1:35.072 (3)	82.54	0.286	15:06:53.626	
3 -	55.006	40.361	1:35.367	82.29	0.581	15:08:28.993	
4 -	54.998	40.063	1:35.061 (2)	82.55	0.275	15:10:04.054	
5 -	55.061	40.137	1:35.198	82.43	0.412	15:11:39.252	
6 -	54.897	39.889	1:34.786 (1)	82.79		15:13:14.038	
7 -	55.469	40.488	1:35.957	81.78	1.171	15:14:49.995	
8 -	54.958	40.320	1:35.278	82.37	0.492	15:16:25.273	
9 -	55.489	40.571	1:36.060	81.69	1.274	15:18:01.333	
10 -	55.641	41.019	1:36.660	81.19	1.874	15:19:37.993	
11 -	55.294	41.727	1:37.021	80.89	2.235	15:21:15.014	
12 -	1:09.876	49.910	1:59.786	65.51	25.000	15:23:14.800	

International Sidecar Revival Meeting 2023

2023 British Sidecar Championship

RACE 12 - SECTOR ANALYSIS



SECTOR 1 = FL to I1, SECTOR 2 = I1 to FL, DIFF = Difference To Personal Best Lap, P = Crossed Finish Line in Pit Lane, D = Time Disallowed

P4 18 CUP		P. BELL / HYDE		LCR YAMAHA - Bell Racing / Marin Motorsport			
IDEAL LAP TIME : 1:36.780		BEST LAP TIME : 1:36.980		DIFFERENCE : 0.200			
LAP	SECTOR 1	SECTOR 2	LAP TIME	MPH	DIFF	TIME OF DAY	
1 -		42.015	1:45.016	74.73	8.036	15:05:21.371	
2 -	56.468	41.185	1:37.653	80.36	0.673	15:06:59.024	
3 -	55.943	41.082	1:37.025 (2)	80.88	0.045	15:08:36.049	
4 -	56.124	40.984	1:37.108 (3)	80.81	0.128	15:10:13.157	
5 -	56.143	40.837	1:36.980 (1)	80.92		15:11:50.137	
6 -	56.347	40.970	1:37.317	80.64	0.337	15:13:27.454	
7 -	57.263	41.675	1:38.938	79.32	1.958	15:15:06.392	
8 -	56.092	41.046	1:37.138	80.79	0.158	15:16:43.530	
9 -	56.187	41.212	1:37.399	80.57	0.419	15:18:20.929	
10 -	56.596	41.761	1:38.357	79.79	1.377	15:19:59.286	
11 -	56.330	41.245	1:37.575	80.43	0.595	15:21:36.861	
12 -	57.071	41.448	1:38.519	79.66	1.539	15:23:15.380	

P5 58 GP		KIRK / MASTERS		LCR YAMAHA - MK Racing-five eight Designs			
IDEAL LAP TIME : 1:36.620		BEST LAP TIME : 1:36.915		DIFFERENCE : 0.295			
LAP	SECTOR 1	SECTOR 2	LAP TIME	MPH	DIFF	TIME OF DAY	
1 -		42.089	1:45.594	74.32	8.679	15:05:21.949	
2 -	56.548	41.319	1:37.867	80.19	0.952	15:06:59.816	
3 -	55.975	41.204	1:37.179 (3)	80.75	0.264	15:08:36.995	
4 -	55.779	41.136	1:36.915 (1)	80.97		15:10:13.910	
5 -	56.129	40.841	1:36.970 (2)	80.93	0.055	15:11:50.880	
6 -	56.578	41.655	1:38.233	79.89	1.318	15:13:29.113	
7 -	56.889	41.870	1:38.759	79.46	1.844	15:15:07.872	
8 -	56.776	41.714	1:38.490	79.68	1.575	15:16:46.362	
9 -	56.063	41.403	1:37.466	80.52	0.551	15:18:23.828	
10 -	56.310	41.741	1:38.051	80.04	1.136	15:20:01.879	
11 -	56.933	41.656	1:38.589	79.60	1.674	15:21:40.468	
12 -	57.593	41.934	1:39.527	78.85	2.612	15:23:19.995	

P6 84 CUP		S. LAIDLAW / J. LAIDLAW		LCR YAMAHA - Marin motorsport			
IDEAL LAP TIME : 1:37.437		BEST LAP TIME : 1:37.438		DIFFERENCE : 0.001			
LAP	SECTOR 1	SECTOR 2	LAP TIME	MPH	DIFF	TIME OF DAY	
1 -		42.504	1:46.812	73.47	9.374	15:05:23.167	
2 -	57.278	41.702	1:38.980	79.28	1.542	15:07:02.147	
3 -	57.537	41.794	1:39.331	79.00	1.893	15:08:41.478	
4 -	56.964	41.922	1:38.886	79.36	1.448	15:10:20.364	
5 -	57.032	41.388	1:38.420	79.74	0.982	15:11:58.784	
6 -	56.784	41.186	1:37.970 (2)	80.10	0.532	15:13:36.754	
7 -	56.251	41.187	1:37.438 (1)	80.54		15:15:14.192	
8 -	56.525	41.814	1:38.339	79.80	0.901	15:16:52.531	
9 -	57.094	42.636	1:39.730	78.69	2.292	15:18:32.261	
10 -	56.781	41.826	1:38.607	79.58	1.169	15:20:10.868	
11 -	56.508	41.653	1:38.161 (3)	79.95	0.723	15:21:49.029	
12 -	57.487	42.826	1:40.313	78.23	2.875	15:23:29.342	

International Sidecar Revival Meeting 2023

2023 British Sidecar Championship

RACE 12 - SECTOR ANALYSIS



SECTOR 1 = FL to I1, SECTOR 2 = I1 to FL, DIFF = Difference To Personal Best Lap, P = Crossed Finish Line in Pit Lane, D = Time Disallowed

P7		27 CUP		P. KIRBY / T. KIRBY		ARS YAMAHA - KRT	
IDEAL LAP TIME : 1:38.087		BEST LAP TIME : 1:38.293		DIFFERENCE : 0.206			
LAP	SECTOR 1	SECTOR 2	LAP TIME	MPH	DIFF	TIME OF DAY	
1 -		43.625	1:48.707	72.19	10.414	15:05:25.062	
2 -	57.258	41.912	1:39.170	79.13	0.877	15:07:04.232	
3 -	56.968	41.798	1:38.766	79.46	0.473	15:08:42.998	
4 -	57.297	41.956	1:39.253	79.07	0.960	15:10:22.251	
5 -	56.759	41.534	1:38.293 (1)	79.84		15:12:00.544	
6 -	56.629	42.029	1:38.658 (3)	79.54	0.365	15:13:39.202	
7 -	57.075	41.458	1:38.533 (2)	79.64	0.240	15:15:17.735	
8 -	57.119	41.878	1:38.997	79.27	0.704	15:16:56.732	
9 -	57.393	42.457	1:39.850	78.59	1.557	15:18:36.582	
10 -	57.835	42.093	1:39.928	78.53	1.635	15:20:16.510	
11 -	58.003	41.807	1:39.810	78.63	1.517	15:21:56.320	
12 -	58.221	42.391	1:40.612	78.00	2.319	15:23:36.932	

P8		17 CUP		CLARKE / ENSOR		LCR HONDA - Centurion/Fine Line Sealants/ City Lifting	
IDEAL LAP TIME : 1:38.151		BEST LAP TIME : 1:38.151		DIFFERENCE : 0.000			
LAP	SECTOR 1	SECTOR 2	LAP TIME	MPH	DIFF	TIME OF DAY	
1 -		42.692	1:48.862	72.09	10.711	15:05:25.217	
2 -	58.350	42.101	1:40.451	78.12	2.300	15:07:05.668	
3 -	57.620	41.634	1:39.254 (3)	79.07	1.103	15:08:44.922	
4 -	56.733	41.418	1:38.151 (1)	79.95		15:10:23.073	
5 -	57.239	42.623	1:39.862	78.58	1.711	15:12:02.935	
6 -	57.700	42.215	1:39.915	78.54	1.764	15:13:42.850	
7 -	57.667	42.080	1:39.747	78.67	1.596	15:15:22.597	
8 -	57.583	41.562	1:39.145 (2)	79.15	0.994	15:17:01.742	
9 -	57.036	42.430	1:39.466	78.90	1.315	15:18:41.208	
10 -	58.358	42.217	1:40.575	78.03	2.424	15:20:21.783	
11 -	57.627	42.077	1:39.704	78.71	1.553	15:22:01.487	
12 -	57.351	42.078	1:39.429	78.93	1.278	15:23:40.916	

P9		7 CUP		GRAY / CONIL		RYDE YAMAHA - Brian Grays Powerbiking	
IDEAL LAP TIME : 1:38.655		BEST LAP TIME : 1:38.935		DIFFERENCE : 0.280			
LAP	SECTOR 1	SECTOR 2	LAP TIME	MPH	DIFF	TIME OF DAY	
1 -		43.552	1:50.441	71.06	11.506	15:05:26.796	
2 -	57.984	42.602	1:40.586	78.02	1.651	15:07:07.382	
3 -	57.422	42.606	1:40.028	78.45	1.093	15:08:47.410	
4 -	57.291	42.313	1:39.604	78.79	0.669	15:10:27.014	
5 -	57.615	42.368	1:39.983	78.49	1.048	15:12:06.997	
6 -	57.084	42.035	1:39.119 (3)	79.17	0.184	15:13:46.116	
7 -	57.630	42.252	1:39.882	78.57	0.947	15:15:25.998	
8 -	57.109	41.861	1:38.970 (2)	79.29	0.035	15:17:04.968	
9 -	57.030	42.276	1:39.306	79.02	0.371	15:18:44.274	
10 -	56.794	42.523	1:39.317	79.02	0.382	15:20:23.591	
11 -	56.920	42.015	1:38.935 (1)	79.32		15:22:02.526	
12 -	57.098	42.364	1:39.462	78.90	0.527	15:23:41.988	

International Sidecar Revival Meeting 2023

2023 British Sidecar Championship

RACE 12 - SECTOR ANALYSIS



SECTOR 1 = FL to I1, SECTOR 2 = I1 to FL, DIFF = Difference To Personal Best Lap, P = Crossed Finish Line in Pit Lane, D = Time Disallowed

P10		171 CUP		POTTINGER / DODD		LCR YAMAHA - GB Precision Eng/Opal Lazer	
IDEAL LAP TIME : 1:40.888		BEST LAP TIME : 1:40.888		DIFFERENCE : 0.000			
LAP	SECTOR 1	SECTOR 2	LAP TIME	MPH	DIFF	TIME OF DAY	
1 -		43.479	1:51.307	70.50	10.419	15:05:27.662	
2 -	59.481	43.612	1:43.093	76.12	2.205	15:07:10.755	
3 -	59.374	43.494	1:42.868	76.29	1.980	15:08:53.623	
4 -	58.922	43.177	1:42.099	76.86	1.211	15:10:35.722	
5 -	59.953	42.905	1:42.858	76.30	1.970	15:12:18.580	
6 -	59.167	42.840	1:42.007 (3)	76.93	1.119	15:14:00.587	
7 -	58.794	42.663	1:41.457 (2)	77.35	0.569	15:15:42.044	
8 -	58.410	42.478	1:40.888 (1)	77.78		15:17:22.932	
9 -	58.522	44.389	1:42.911	76.26	2.023	15:19:05.843	
10 -	58.777	43.505	1:42.282	76.72	1.394	15:20:48.125	
11 -	58.907	43.337	1:42.244	76.75	1.356	15:22:30.369	
12 -	58.986	43.338	1:42.324	76.69	1.436	15:24:12.693	

P11		8 CUP		M. BELL / COLBROOK		LCR YAMAHA - Bell Racing / Marin Motorsport	
IDEAL LAP TIME : 1:42.563		BEST LAP TIME : 1:42.563		DIFFERENCE : 0.000			
LAP	SECTOR 1	SECTOR 2	LAP TIME	MPH	DIFF	TIME OF DAY	
1 -		44.117	1:52.768	69.59	10.205	15:05:29.123	
2 -	59.237	43.326	1:42.563 (1)	76.51		15:07:11.686	
3 -	1:01.723	43.792	1:45.515	74.37	2.952	15:08:57.201	
4 -	1:00.815	43.512	1:44.327	75.22	1.764	15:10:41.528	
5 -	1:00.718	43.570	1:44.288	75.25	1.725	15:12:25.816	
6 -	1:00.469	43.467	1:43.936 (3)	75.50	1.373	15:14:09.752	
7 -	1:00.377	43.384	1:43.761 (2)	75.63	1.198	15:15:53.513	
8 -	59.918	44.041	1:43.959	75.49	1.396	15:17:37.472	
9 -	1:00.672	44.456	1:45.128	74.65	2.565	15:19:22.600	
10 -	1:01.157	43.868	1:45.025	74.72	2.462	15:21:07.625	
11 -	1:00.592	43.441	1:44.033	75.43	1.470	15:22:51.658	

P12		72 F2		P. FOUNDS / WALMSLEY		LCR HONDA - Team Founds Racing 72	
IDEAL LAP TIME : 1:35.429		BEST LAP TIME : 1:35.804		DIFFERENCE : 0.375			
LAP	SECTOR 1	SECTOR 2	LAP TIME	MPH	DIFF	TIME OF DAY	
1 -		42.199	1:48.033	72.64	12.229	15:05:24.388	
2 -	56.261	41.773	1:38.034	80.05	2.230	15:07:02.422	
3 -	55.959	40.434	1:36.393 (3)	81.41	0.589	15:08:38.815	
4 -	54.995	40.809	1:35.804 (1)	81.91		15:10:14.619	
5 -	55.657	40.965	1:36.622	81.22	0.818	15:11:51.241	
6 -	55.507	41.149	1:36.656	81.19	0.852	15:13:27.897	
7 -	56.061	40.654	1:36.715	81.14	0.911	15:15:04.612	
8 -	55.301	40.731	1:36.032 (2)	81.72	0.228	15:16:40.644	

P13		5 GP		BIGGS / SEGERS		LCR YAMAHA - Express Tyre Service/Santander Salt	
IDEAL LAP TIME : 1:34.996		BEST LAP TIME : 1:35.113		DIFFERENCE : 0.117			
LAP	SECTOR 1	SECTOR 2	LAP TIME	MPH	DIFF	TIME OF DAY	
1 -		42.253	1:44.566	75.05	9.453	15:05:20.921	
2 -	56.147	40.862	1:37.009	80.90	1.896	15:06:57.930	
3 -	55.437	40.256	1:35.693 (3)	82.01	0.580	15:08:33.623	
4 -	55.503	40.589	1:36.092	81.67	0.979	15:10:09.715	
5 -	54.740	40.373	1:35.113 (1)	82.51		15:11:44.828	
6 -	54.985	40.561	1:35.546 (2)	82.13	0.433	15:13:20.374	

International Sidecar Revival Meeting 2023

2023 British Sidecar Championship

RACE 12 - SECTOR ANALYSIS



SECTOR 1 = FL to I1, SECTOR 2 = I1 to FL, DIFF = Difference To Personal Best Lap, P = Crossed Finish Line in Pit Lane, D = Time Disallowed

P14 42 GP CURRIE / SHARP		LCR YAMAHA - Robinsons of Bawtry				
IDEAL LAP TIME : 1:38.718		BEST LAP TIME : 1:38.865		DIFFERENCE : 0.147		
LAP	SECTOR 1	SECTOR 2	LAP TIME	MPH	DIFF	TIME OF DAY
1 -		42.613	1:47.489	73.01	8.624	15:05:23.844
2 -	57.659	41.859	1:39.518 (3)	78.86	0.653	15:07:03.362
3 -	57.039	41.826	1:38.865 (1)	79.38		15:08:42.227
4 -	57.251	42.313	1:39.564	78.82	0.699	15:10:21.791
5 -	58.272	42.468	1:40.740	77.90	1.875	15:12:02.531
6 -	57.800	41.679	1:39.479 (2)	78.89	0.614	15:13:42.010

P15 19 CUP ROBINSON / FAIRHURST		LCR YAMAHA - Alan Blaylock haulage				
IDEAL LAP TIME : 1:38.525		BEST LAP TIME : 1:38.529		DIFFERENCE : 0.004		
LAP	SECTOR 1	SECTOR 2	LAP TIME	MPH	DIFF	TIME OF DAY
1 -		42.727	1:49.133	71.91	10.604	15:05:25.488
2 -	58.321	42.501	1:40.822 (3)	77.84	2.293	15:07:06.310
3 -	57.405	41.627	1:39.032 (2)	79.24	0.503	15:08:45.342
4 -	56.898	41.631	1:38.529 (1)	79.65		15:10:23.871

International Sidecar Revival Meeting 2023

2023 British Sidecar Championship

RACE 12 - BEST SECTORS

SECTOR 1			SECTOR 2			IDEAL / BEST COMPARISON						
POS	NO	NAME	TIME	NO	NAME	TIME	POS	NO	NAME	IDEAL	BEST	DIFF
									PERFECT LAP	1:33.881		
1	95	BLACKSTOCK / ROSNEY	54.156	95	BLACKSTOCK / ROSNEY	39.725	1	95	BLACKSTOCK / ROSNEY	1:33.881	1:34.143	0.262
2	93	HOLDEN / LAWRENCE	54.400	93	HOLDEN / LAWRENCE	39.820	2	93	HOLDEN / LAWRENCE	1:34.220	1:34.417	0.197
3	5	BIGGS / SEGERS	54.740	91	WILLIAMS / PITT	39.889	3	91	WILLIAMS / PITT	1:34.715	1:34.786	0.071
4	91	WILLIAMS / PITT	54.826	5	BIGGS / SEGERS	40.256	4	5	BIGGS / SEGERS	1:34.996	1:35.113	0.117
5	72	P. FOUNDS / WALMSLEY	54.995	72	P. FOUNDS / WALMSLEY	40.434	5	72	P. FOUNDS / WALMSLEY	1:35.429	1:35.804	0.375
6	58	KIRK / MASTERS	55.779	18	P. BELL / HYDE	40.837	6	58	KIRK / MASTERS	1:36.620	1:36.915	0.295
7	18	P. BELL / HYDE	55.943	58	KIRK / MASTERS	40.841	7	18	P. BELL / HYDE	1:36.780	1:36.980	0.200
8	84	S. LAIDLOW / J. LAIDLOW	56.251	84	S. LAIDLOW / J. LAIDLOW	41.186	8	84	S. LAIDLOW / J. LAIDLOW	1:37.437	1:37.438	0.001
9	27	P. KIRBY / T. KIRBY	56.629	17	CLARKE / ENSOR	41.418	9	27	P. KIRBY / T. KIRBY	1:38.087	1:38.293	0.206
10	17	CLARKE / ENSOR	56.733	27	P. KIRBY / T. KIRBY	41.458	10	17	CLARKE / ENSOR	1:38.151	1:38.151	0.000
11	7	GRAY / CONIL	56.794	19	ROBINSON / FAIRHURST	41.627	11	19	ROBINSON / FAIRHURST	1:38.525	1:38.529	0.004
12	19	ROBINSON / FAIRHURST	56.898	42	CURRIE / SHARP	41.679	12	7	GRAY / CONIL	1:38.655	1:38.935	0.280
13	42	CURRIE / SHARP	57.039	7	GRAY / CONIL	41.861	13	42	CURRIE / SHARP	1:38.718	1:38.865	0.147
14	171	POTTINGER / DODD	58.410	171	POTTINGER / DODD	42.478	14	171	POTTINGER / DODD	1:40.888	1:40.888	0.000
15	8	M. BELL / COLBROOK	59.237	8	M. BELL / COLBROOK	43.326	15	8	M. BELL / COLBROOK	1:42.563	1:42.563	0.000

International Sidecar Revival Meeting 2023

2023 British Sidecar Championship

RACE 12 - STATISTICS

Competitors Started 15
Planned Start 2023-08-06 @ 15:06:00.000
Actual Start 2023-08-06 @ 15:03:36.354
Finish Time 2023-08-06 @ 15:22:36.329
Track Length 2.1800mi.
Total Laps 155
Total Distance Covered 337.9028mi.

Session Fastest Lap History

NO	CL	NAME	LAP TIME	TIME OF DAY	LAP	VEHICLE
95	GP	BLACKSTOCK / ROSNEY	1:34.179	15:06:50.318	2	LCR YAMAHA
95	GP	BLACKSTOCK / ROSNEY	1:34.143	15:14:42.889	7	LCR YAMAHA

Session Leader History

NO	CL	NAME	FROM LAP	LAPS LED	DISTANCE	VEHICLE
95	GP	BLACKSTOCK / ROSNEY	1	12	26.16 miles	LCR YAMAHA

Flag History

TYPE	TIME OF DAY
GREEN	15:03:36.354
FINISH	15:22:36.329

Flag Statistics

TYPE	COUNT	TOTAL LAPS	TOTAL TIME
Green	1	12	20:40.639
Red	0	0	0.000
Safety Car	0	0	0.000
FCY	0	0	0.000

International Sidecar Revival Meeting 2023

2023 British Sidecar Championship

RACE 12 - STATISTICS

CLASS : GP

5 Starters

Fastest Lap History

NO	NAME	LAP TIME	TIME OF DAY	LAP	VEHICLE
95	BLACKSTOCK / ROSNEY	1:34.179	15:06:50.318	2	LCR YAMAHA
95	BLACKSTOCK / ROSNEY	1:34.143	15:14:42.889	7	LCR YAMAHA

Leader History

NO	NAME	FROM LAP	LAPS LED	DISTANCE	VEHICLE
95	BLACKSTOCK / ROSNEY	1	12	26.16 miles	LCR YAMAHA

International Sidecar Revival Meeting 2023

2023 British Sidecar Championship

RACE 12 - STATISTICS

CLASS : CUP

9 Starters

Fastest Lap History

NO	NAME	LAP TIME	TIME OF DAY	LAP	VEHICLE
91	WILLIAMS / PITT	1:35.072	15:06:53.641	2	LCR YAMAHA
91	WILLIAMS / PITT	1:35.061	15:10:04.070	4	LCR YAMAHA
91	WILLIAMS / PITT	1:34.786	15:13:14.055	6	LCR YAMAHA

Leader History

NO	NAME	FROM LAP	LAPS LED	DISTANCE	VEHICLE
91	WILLIAMS / PITT	1	12	26.16 miles	LCR YAMAHA

International Sidecar Revival Meeting 2023

2023 British Sidecar Championship

RACE 12 - STATISTICS

CLASS : F2

1 Starters

Fastest Lap History

NO	NAME	LAP TIME	TIME OF DAY	LAP	VEHICLE
72	P. FOUNDS / WALMSLEY	1:38.034	15:07:02.440	2	LCR HONDA
72	P. FOUNDS / WALMSLEY	1:36.393	15:08:38.833	3	LCR HONDA
72	P. FOUNDS / WALMSLEY	1:35.804	15:10:14.636	4	LCR HONDA

Leader History

NO	NAME	FROM LAP	LAPS LED	DISTANCE	VEHICLE
72	P. FOUNDS / WALMSLEY	1	8	17.44 miles	LCR HONDA

2023 ROWE British Sidecar Championship
CUP RIDERS POINTS AFTER ROUND 9



	TOTAL	GAP	DIFF	Races																Wins	Seconds	Thirds		
				29th April - 1st May Oulton Park International				19th - 21st May Donington Park GP				7th - 9th July Snetterton		5th / 6th August Cadwell Park		10 11th - 13th August Thruxton		2nd / 3rd September Knockhill					15 13th - 15th October Brands Hatch	
				1	2	3	4	5	6	7	8	9	10	11	12	13	14	15	16					
1	P BELL / C BELL (LCR Yamaha)	167.5			20	20	18	20	22	12.5	22	11	22									1	3	3
2	GRAY / CONIL (Ryde Yamaha)	142	26		18	22	20	18	20	11	12	7	14									0	2	2
3	P KIRBY / T KIRBY (Adolf RS Yamaha)	140	28	2	22	16	14	16	16	8	20	10	18									0	1	1
4	ROBINSON / FAIRHURST (LCR Yamaha)	126	42	14	25	18	25	22	12		18	6										2	1	0
5	CLARKE / ENSOR (LCR Honda)	93	75	33	16		22		14		16	9	16									0	1	0
6	WILLIAMS / PITT (LCR Yamaha)	87.5	80	5.5					25		25	12.5	25									3	0	0
7	M BELL / COLBROOK (LCR Yamaha)	75	93	13	12	12	12	14	5		6	4	10									0	0	0
8	LAIDLOW / LAIDLOW (LCR Yamaha)	70	98	5					18	10	14	8	20									0	0	2
9	POTTINGER / DODDS (LCR Yamaha)	62	106	8		10	10	8	7	10	5	12										0	0	0
10	CRAWFORD / LOWHER (LCR Kawasaki)	50	118	12		25	25															2	0	0
11	HAUXWELL / TAYLOR (Adolf RS Yamaha)	50	118	0	14	14	10	12														0	0	0
12	PEACH / EDWARDS & HAYNES (LCR Yamaha)	43	125	7			16	10	9	8												0	0	0
13	MOSS / GEDDES (LCR Yamaha)	30	138	13		8	8	8	6													0	0	0
14	R.STEVENS / W.STEVENS (Ryde Yamaha)	6	162	24					6													0	0	0

2023 ROWE British Sidecar Championship
 F2 SUPERCUP RIDERS POINTS AFTER ROUND 9



		TOTAL	GAP	DIFF	1 29th April - 1st May Oulton Park International	2	3 19th - 21st May Donington Park GP	4	5 7th - 9th July Snetterton	6	7	8 5th / 6th August Cadwell Park	9	10 11th - 13th August Thruxton	11	12	13 2nd / 3rd September Knockhill	14	15 13th - 15th October Brands Hatch	16	Wins	Seconds	Thirds	
1	FOUND / WALMSLEY (LCR Honda)	50			25						25											2	0	0
2	GIBSON / GIBBONS (CES Yamaha)	22	28		22																	0	1	0
3	R CROWE / C CROWE (LCR Honda)	20	30	2	20																	0	0	1

2023 ROWE British Sidecar Championship
GP RIDERS POINTS AFTER ROUND 9



	TOTAL	GAP	DIFF	29th April - 1st May Oulton Park International			19th - 21st May Donington Park GP			7th - 9th July Snetterton			5th / 6th August Cadwell Park			10 11th - 13th August Thruxton		12 2nd / 3rd September Knockhill		15 13th - 15th October Brands Hatch		Wins	Seconds	Thirds											
				1	2	3	4	5	6	7	8	9	10	11	12	13	14	15	16																
1	BLACKSTOCK / ROSNEY (LCR Yamaha)	161.5																																	
2	ELLIS / CLEMENT (LCR Yamaha)	137.5	24																								2	0	3						
3	G.HOLDEN / LAWRENCE (LCR Kawasaki)	117	45	21																									0	2	0				
4	S CHRISTIE / T CHRISTIE (LCR Yamaha)	112	50	5																										0	3	2			
5	CURRIE / SHARP (LCR Honda)	80	82	32																											0	0	0		
6	KIRK / MASTERS (LCR Yamaha)	74	88	6																												0	0	2	
7	BIGGS / SEGERS (LCR Yamaha)	65	97	9																													0	0	1
8	KERSHAW / CHARLWOOD (LCR Yamaha)	55	107	10																													0	3	0
9	ARCHER / A CHRISTIE (RSR Yamaha)	48	114	7																													0	0	0
10	CABLE / RICHARDSON (LCR Yamaha)	27	135	21																													0	0	0



CAMATHIAS CUP SIDECARS



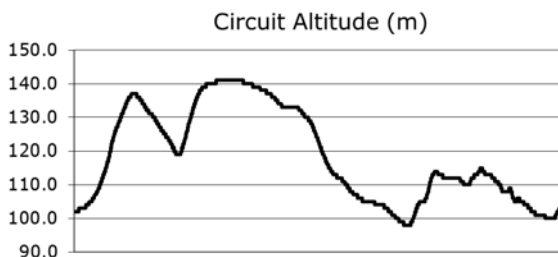
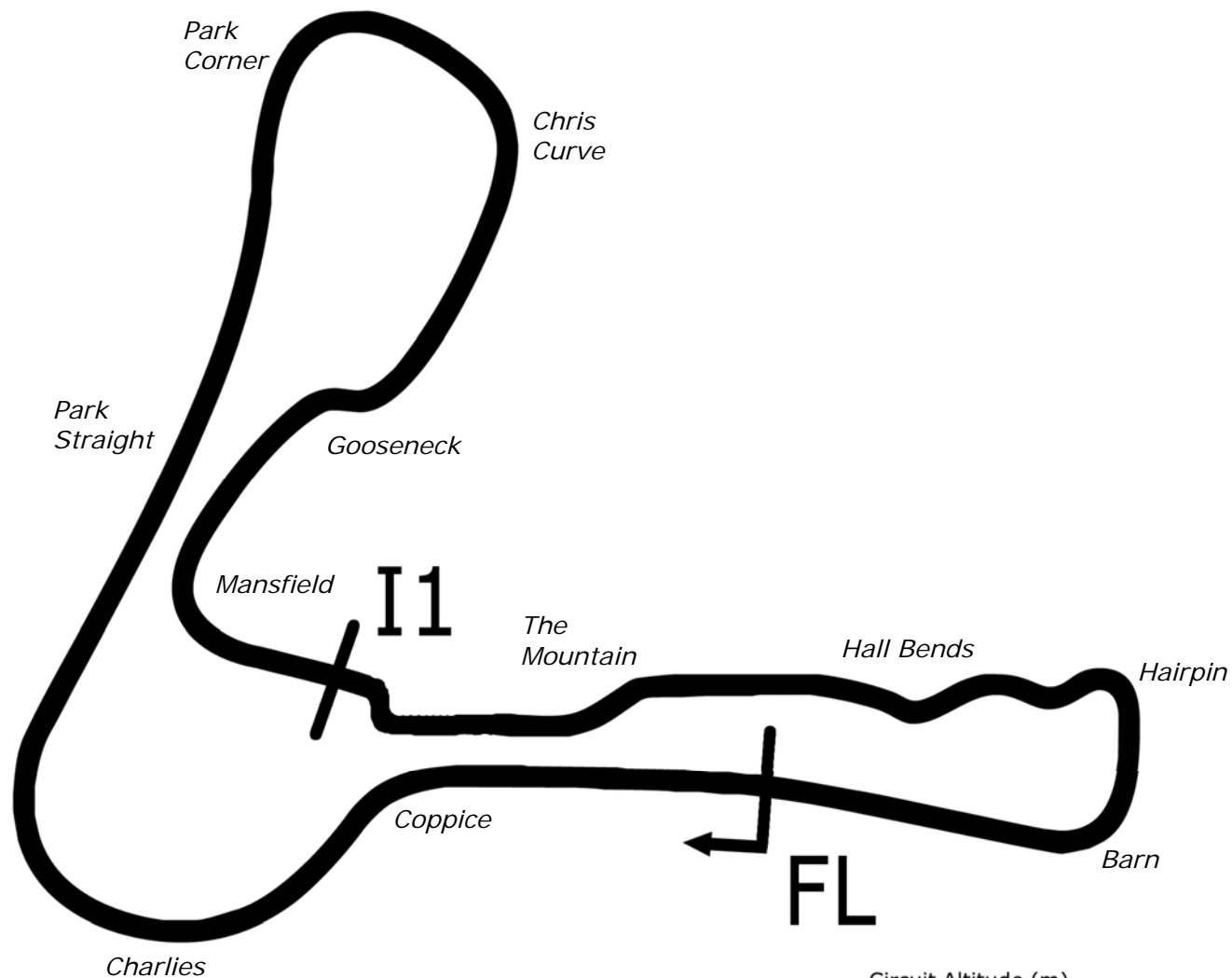
International Sidecar Revival
Cadwell Park
5th / 6th August 2023



Timing & Results Provided by Timing Solutions Ltd

www.tsl-timing.com

Cadwell Park



Length	2.1800 miles	3508.4 m	
FL		53.31024 N	0.05940 W
I1	2330m	53.30708 N	0.06270 W
Pit Entry	3472m	53.31103 N	0.05889 W
Pit Exit	0m after FL	53.31030 N	0.05940 W
Pit Entry-Pit Exit 92m, 6.6s @50kph, 5.5s @60kph			

All results available at www.tsl-timing.com

International Sidecar Revival Meeting 2023

Camathias Cup Sidecars

FREE PRACTICE - CLASSIFICATION

POS	NO	CL	PIC NAME	ENTRY	TIME	ON	LAPS	GAP	DIFF	MPH
1	9	Over	1 CLARKE / JOHNSON	KCR BMW - MOORESPEED - Eddys Moto	2:10.590	4	4			60.09
2	35	Over	2 REEVES / VISSENBERG	Windel WESLAKE - Reeves Water Services	2:15.532	4	4	4.942	4.942	57.90
3	24	Over	3 THIRKELL / MORALEE	BMW MRE -	2:17.351	4	4	6.761	1.819	57.13
4	56	Upto	1 VERMEULEN / HAHN	Triumph BONNEVILLE -	2:17.450	3	4	6.860	0.099	57.09
5	54	Over	4 QUIRK / SMITH	Bellas VINCENT - Quirk's Classics	2:21.725	4	4	11.135	4.275	55.37
6	17	Upto	2 WALTERS / THOMAS	Bellas HONDA CB750 - Team Walters And Thomas Sid	2:25.907	3	4	15.317	4.182	53.78
7	66	Over	5 NOEL / SACCHETTINI	MRE BMW -	2:28.170	4	4	17.580	2.263	52.96
8	197	Upto	3 DAWSON / CRACKNELL	Bellas BMW 750 - Spicers Auctioneers and Valuers	2:29.479	4	4	18.889	1.309	52.50
9	8	Over	6 PERKINS / NICKELS	Outfit SIDECAR - Pocket 2019	2:31.223	4	4	20.633	1.744	51.89
10	67	Upto	4 WARNER / DAWKINS	BMW MRE 750 16 INCH CLASSIC -	2:31.553	4	4	20.963	0.330	51.78
11	77	Over	7 WORTHINGTON / TODD	Yamaha Xs 998Cc TERRY MEAD -	2:34.321	3	3	23.731	2.768	50.85
12	46	Over	8 NOURISH / LEEFLANG	Nourish WESLAKE - dave nourish	2:35.752	3	3	25.162	1.431	50.38
13	64	Upto	5 CHRISTIAN / HARDISTY	Norton CAMMANDO -	2:37.637	3	3	27.047	1.885	49.78
14	55	Over	9 SIRRELL / WALL	BMW 1000 -	2:38.799	1	2	28.209	1.162	49.42
15	5	Over	10 A. LEWIS / P. LEWIS	Bellas NOURISH -	2:42.729	2	2	32.139	3.930	48.22
16	62	Upto	6 SCHOONDERBEEK / VAN DEN BOR	Triumph Trident -	2:43.754	4	4	33.164	1.025	47.92
17	11	Over	11 COX / SHARPE	Komnik MINI COOPER -	2:47.330	3	3	36.740	3.576	46.90
18	93*	Upto	7 ASTLEY/ ALLMAN	Norton Manx -	2:52.069	1	1	41.479	4.739	45.61

* #93 - Please fit a working transponder

Weather / Track : Cloudy / Wet

These results are provisional until the conclusion of any judicial and technical matters.

Cadwell Park: 2.1800 miles

Date: 05/08/2023 Start: 10:54 Finish: 11:04

Clerk Of Course :

Stewards :

Timekeeper :

Craig Smith

Results can be found at www.tsl-timing.com

Printed - 11:07 Saturday, 05 August 2023



International Sidecar Revival Meeting 2023

Camathias Cup Sidecars

FREE PRACTICE - SECTOR ANALYSIS



SECTOR 1 = FL to I1, SECTOR 2 = I1 to FL, DIFF = Difference To Personal Best Lap, P = Crossed Finish Line in Pit Lane, D = Time Disallowed

P1		9 Over		CLARKE / JOHNSON		KCR BMW - MOORESPEED - Eddys Moto	
IDEAL LAP TIME : 2:10.590		BEST LAP TIME : 2:10.590		DIFFERENCE : 0.000			
LAP	SECTOR 1	SECTOR 2	LAP TIME	MPH	DIFF	TIME OF DAY	
1 -	1:21.147	56.682	2:17.829 (3)	56.94	7.239	10:59:09.347	
2 -	1:19.473	59.113	2:18.586	56.62	7.996	11:01:27.933	
3 -	1:17.604	57.530	2:15.134 (2)	58.07	4.544	11:03:43.067	
4 -	1:15.522	55.068	2:10.590 (1)	60.09		11:05:53.657	

P2		35 Over		REEVES / VISSENBERG		Windel WESLAKE - Reeves Water Services	
IDEAL LAP TIME : 2:15.532		BEST LAP TIME : 2:15.532		DIFFERENCE : 0.000			
LAP	SECTOR 1	SECTOR 2	LAP TIME	MPH	DIFF	TIME OF DAY	
1 -	1:24.842	1:00.367	2:25.209	54.04	9.677	10:57:59.706	
2 -	1:20.889	58.639	2:19.528 (3)	56.24	3.996	11:00:19.234	
3 -	1:19.982	58.265	2:18.247 (2)	56.76	2.715	11:02:37.481	
4 -	1:19.207	56.325	2:15.532 (1)	57.90		11:04:53.013	

P3		24 Over		THIRKELL / MORALEE		BMW MRE -	
IDEAL LAP TIME : 2:17.351		BEST LAP TIME : 2:17.351		DIFFERENCE : 0.000			
LAP	SECTOR 1	SECTOR 2	LAP TIME	MPH	DIFF	TIME OF DAY	
1 -	1:23.347	59.433	2:22.780	54.96	5.429	10:57:55.667	
2 -	1:22.191	57.892	2:20.083 (3)	56.02	2.732	11:00:15.750	
3 -	1:21.389	57.384	2:18.773 (2)	56.55	1.422	11:02:34.523	
4 -	1:20.670	56.681	2:17.351 (1)	57.13		11:04:51.874	

P4		56 Upto		VERMEULEN / HAHN		Triumph BONNEVILLE -	
IDEAL LAP TIME : 2:17.450		BEST LAP TIME : 2:17.450		DIFFERENCE : 0.000			
LAP	SECTOR 1	SECTOR 2	LAP TIME	MPH	DIFF	TIME OF DAY	
1 -	1:26.139	58.181	2:24.320	54.37	6.870	10:58:22.060	
2 -	1:20.765	57.188	2:17.953 (2)	56.88	0.503	11:00:40.013	
3 -	1:20.370	57.080	2:17.450 (1)	57.09		11:02:57.463	
4 -	1:20.484	57.632	2:18.116 (3)	56.82	0.666	11:05:15.579	

P5		54 Over		QUIRK / SMITH		Bellas VINCENT - Quirk's Classics	
IDEAL LAP TIME : 2:21.444		BEST LAP TIME : 2:21.725		DIFFERENCE : 0.281			
LAP	SECTOR 1	SECTOR 2	LAP TIME	MPH	DIFF	TIME OF DAY	
1 -	1:24.317	1:01.342	2:25.659	53.87	3.934	10:59:28.288	
2 -	1:23.673	59.155	2:22.828 (3)	54.94	1.103	11:01:51.116	
3 -	1:23.009	59.644	2:22.653 (2)	55.01	0.928	11:04:13.769	
4 -	1:23.290	58.435	2:21.725 (1)	55.37		11:06:35.494	

P6		17 Upto		WALTERS / THOMAS		Belas HONDA CB750 - Team Walters And Thomas Sidecar raci	
IDEAL LAP TIME : 2:25.907		BEST LAP TIME : 2:25.907		DIFFERENCE : 0.000			
LAP	SECTOR 1	SECTOR 2	LAP TIME	MPH	DIFF	TIME OF DAY	
1 -	1:34.563	1:03.268	2:37.831	49.72	11.924	10:58:24.461	
2 -	1:26.325	1:02.279	2:28.604 (3)	52.81	2.697	11:00:53.065	
3 -	1:25.159	1:00.748	2:25.907 (1)	53.78		11:03:18.972	
4 -	1:25.783	1:00.834	2:26.617 (2)	53.52	0.710	11:05:45.589	

P7		66 Over		NOEL / SACCHETTINI		MRE BMW -	
IDEAL LAP TIME : 2:28.170		BEST LAP TIME : 2:28.170		DIFFERENCE : 0.000			
LAP	SECTOR 1	SECTOR 2	LAP TIME	MPH	DIFF	TIME OF DAY	
1 -	1:34.512	1:09.346	2:43.858 (3)	47.89	15.688	10:58:44.054	
2 -	1:40.494	1:05.658	2:46.152	47.23	17.982	11:01:30.206	
3 -	1:28.536	1:02.880	2:31.416 (2)	51.83	3.246	11:04:01.622	
4 -	1:27.901	1:00.269	2:28.170 (1)	52.96		11:06:29.792	

International Sidecar Revival Meeting 2023

Camathias Cup Sidecars

FREE PRACTICE - SECTOR ANALYSIS



SECTOR 1 = FL to I1, SECTOR 2 = I1 to FL, DIFF = Difference To Personal Best Lap, P = Crossed Finish Line in Pit Lane, D = Time Disallowed

P8 197 Upto		DAWSON / CRACKNELL		Bellas BMW 750 - Spicers Auctioneers and Valuers			
IDEAL LAP TIME : 2:28.850		BEST LAP TIME : 2:29.479		DIFFERENCE : 0.629			
LAP	SECTOR 1	SECTOR 2	LAP TIME	MPH	DIFF	TIME OF DAY	
1 -	1:32.827	1:05.590	2:38.417	49.54	8.938	10:58:36.781	
2 -	1:30.965	1:04.281	2:35.246 (3)	50.55	5.767	11:01:12.027	
3 -	1:29.781	1:01.769	2:31.550 (2)	51.78	2.071	11:03:43.577	
4 -	1:27.081	1:02.398	2:29.479 (1)	52.50		11:06:13.056	

P9 8 Over		PERKINS / NICKELS		Outfit SIDECAR - Pocket 2019			
IDEAL LAP TIME : 2:31.223		BEST LAP TIME : 2:31.223		DIFFERENCE : 0.000			
LAP	SECTOR 1	SECTOR 2	LAP TIME	MPH	DIFF	TIME OF DAY	
1 -	1:34.533	1:04.525	2:39.058 (3)	49.34	7.835	10:58:45.708	
2 -	1:40.927	1:08.139	2:49.066	46.42	17.843	11:01:34.774	
3 -	1:32.724	1:05.255	2:37.979 (2)	49.67	6.756	11:04:12.753	
4 -	1:28.930	1:02.293	2:31.223 (1)	51.89		11:06:43.976	

P10 67 Upto		WARNER / DAWKINS		BMW MRE 750 16 INCH CLASSIC -			
IDEAL LAP TIME : 2:30.044		BEST LAP TIME : 2:31.553		DIFFERENCE : 1.509			
LAP	SECTOR 1	SECTOR 2	LAP TIME	MPH	DIFF	TIME OF DAY	
1 -	1:37.109	1:07.628	2:44.737	47.63	13.184	10:58:36.322	
2 -	1:32.565	1:04.250	2:36.815 (3)	50.04	5.262	11:01:13.137	
3 -	1:29.436	1:03.106	2:32.542 (2)	51.44	0.989	11:03:45.679	
4 -	1:26.938	1:04.615	2:31.553 (1)	51.78		11:06:17.232	

P11 77 Over		WORTHINGTON / TODD		Yamaha Xs 998Cc TERRY MEAD -			
IDEAL LAP TIME : 2:33.823		BEST LAP TIME : 2:34.321		DIFFERENCE : 0.498			
LAP	SECTOR 1	SECTOR 2	LAP TIME	MPH	DIFF	TIME OF DAY	
1 -	1:34.706	1:04.303	2:39.009 (2)	49.35	4.688	10:58:46.016	
2 -	1:35.098	1:05.289	2:40.387 (3)	48.93	6.066	11:01:26.403	
3 -	1:30.262	1:04.059	2:34.321 (1)	50.85		11:04:00.724	

P12 46 Over		NOURISH / LEEFLANG		Nourish WESLAKE - dave nourish			
IDEAL LAP TIME : 2:35.531		BEST LAP TIME : 2:35.752		DIFFERENCE : 0.221			
LAP	SECTOR 1	SECTOR 2	LAP TIME	MPH	DIFF	TIME OF DAY	
1 -	1:37.044	1:06.194	2:43.238 (3)	48.07	7.486	11:01:11.101	
2 -	1:32.550	1:03.270	2:35.820 (2)	50.36	0.068	11:03:46.921	
3 -	1:32.261	1:03.491	2:35.752 (1)	50.38		11:06:22.673	

P13 64 Upto		CHRISTIAN / HARDISTY		Norton CAMMANDO -			
IDEAL LAP TIME : 2:37.637		BEST LAP TIME : 2:37.637		DIFFERENCE : 0.000			
LAP	SECTOR 1	SECTOR 2	LAP TIME	MPH	DIFF	TIME OF DAY	
1 -	1:41.611	1:12.183	2:53.794 (3)	45.15	16.157	10:59:04.224	
2 -	1:34.738	1:07.235	2:41.973 (2)	48.45	4.336	11:01:46.197	
3 -	1:32.569	1:05.068	2:37.637 (1)	49.78		11:04:23.834	

P14 55 Over		SIRRELL / WALL		BMW 1000 -			
IDEAL LAP TIME : 2:34.351		BEST LAP TIME : 2:38.799		DIFFERENCE : 4.448			
LAP	SECTOR 1	SECTOR 2	LAP TIME	MPH	DIFF	TIME OF DAY	
1 -	1:35.360	1:03.439	2:38.799 (1)	49.42		10:58:46.506	
2 -	1:34.996	1:05.505	2:40.501 (2)	48.89	1.702	11:01:27.007	

P15 5 Over		A. LEWIS / P. LEWIS		Bellas NOURISH -			
IDEAL LAP TIME : 2:38.320		BEST LAP TIME : 2:42.729		DIFFERENCE : 4.409			
LAP	SECTOR 1	SECTOR 2	LAP TIME	MPH	DIFF	TIME OF DAY	
1 -	1:39.873	1:05.337	2:45.210 (2)	47.50	2.481	10:58:52.789	
2 -	1:34.404	1:08.325	2:42.729 (1)	48.22		11:01:35.518	

International Sidecar Revival Meeting 2023

Camathias Cup Sidecars

FREE PRACTICE - SECTOR ANALYSIS



SECTOR 1 = FL to I1, SECTOR 2 = I1 to FL, DIFF = Difference To Personal Best Lap, P = Crossed Finish Line in Pit Lane, D = Time Disallowed

P16 62 Upto		SCHOONDERBEEK / VAN DEN BOR		Triumph Trident -		
IDEAL LAP TIME : 2:43.013		BEST LAP TIME : 2:43.754		DIFFERENCE : 0.741		
LAP	SECTOR 1	SECTOR 2	LAP TIME	MPH	DIFF	TIME OF DAY
1 -	1:47.781	1:09.141	2:56.922	44.35	13.168	10:58:42.641
2 -	1:41.938	1:09.909	2:51.847 (3)	45.66	8.093	11:01:34.488
3 -	1:40.988	1:06.682	2:47.670 (2)	46.80	3.916	11:04:22.158
4 -	1:36.331	1:07.423	2:43.754 (1)	47.92		11:07:05.912

P17 11 Over		COX / SHARPE		Komnik MINI COOPER -		
IDEAL LAP TIME : 2:47.330		BEST LAP TIME : 2:47.330		DIFFERENCE : 0.000		
LAP	SECTOR 1	SECTOR 2	LAP TIME	MPH	DIFF	TIME OF DAY
1 -	1:50.635	1:10.589	3:01.224 (3)	43.30	13.894	10:59:07.479
2 -	1:44.605	1:08.235	2:52.840 (2)	45.40	5.510	11:02:00.319
3 -	1:40.014	1:07.316	2:47.330 (1)	46.90		11:04:47.649

P18 93 Upto		ASTLEY/ ALLMAN		Norton Manx -		
IDEAL LAP TIME :		BEST LAP TIME : 2:52.069		DIFFERENCE :		
LAP	SECTOR 1	SECTOR 2	LAP TIME	MPH	DIFF	TIME OF DAY
1 -			2:52.069 (1)	45.61		11:01:30.011

International Sidecar Revival Meeting 2023

Camathias Cup Sidecars

FREE PRACTICE - BEST SECTORS

SECTOR 1			SECTOR 2			IDEAL / BEST COMPARISON						
POS	NO	NAME	TIME	NO	NAME	TIME	POS	NO	NAME	IDEAL	BEST	DIFF
									PERFECT LAP	2:10.590		
1	9	CLARKE / JOHNSON	1:15.522	9	CLARKE / JOHNSON	55.068	1	9	CLARKE / JOHNSON	2:10.590	2:10.590	0.000
2	35	REEVES / VISSENBERG	1:19.207	35	REEVES / VISSENBERG	56.325	2	35	REEVES / VISSENBERG	2:15.532	2:15.532	0.000
3	56	VERMEULEN / HAHN	1:20.370	24	THIRKELL / MORALEE	56.681	3	24	THIRKELL / MORALEE	2:17.351	2:17.351	0.000
4	24	THIRKELL / MORALEE	1:20.670	56	VERMEULEN / HAHN	57.080	4	56	VERMEULEN / HAHN	2:17.450	2:17.450	0.000
5	54	QUIRK / SMITH	1:23.009	54	QUIRK / SMITH	58.435	5	54	QUIRK / SMITH	2:21.444	2:21.725	0.281
6	17	WALTERS / THOMAS	1:25.159	66	NOEL / SACCHETTINI	1:00.269	6	17	WALTERS / THOMAS	2:25.907	2:25.907	0.000
7	67	WARNER / DAWKINS	1:26.938	17	WALTERS / THOMAS	1:00.748	7	66	NOEL / SACCHETTINI	2:28.170	2:28.170	0.000
8	197	DAWSON / CRACKNELL	1:27.081	197	DAWSON / CRACKNELL	1:01.769	8	197	DAWSON / CRACKNELL	2:28.850	2:29.479	0.629
9	66	NOEL / SACCHETTINI	1:27.901	8	PERKINS / NICKELS	1:02.293	9	67	WARNER / DAWKINS	2:30.044	2:31.553	1.509
10	8	PERKINS / NICKELS	1:28.930	67	WARNER / DAWKINS	1:03.106	10	8	PERKINS / NICKELS	2:31.223	2:31.223	0.000
11	77	WORTHINGTON / TODD	1:29.764	46	NOURISH / LEEFLANG	1:03.270	11	77	WORTHINGTON / TODD	2:33.823	2:34.321	0.498
12	55	SIRRELL / WALL	1:30.912	55	SIRRELL / WALL	1:03.439	12	55	SIRRELL / WALL	2:34.351	2:38.799	4.448
13	46	NOURISH / LEEFLANG	1:32.261	77	WORTHINGTON / TODD	1:04.059	13	46	NOURISH / LEEFLANG	2:35.531	2:35.752	0.221
14	64	CHRISTIAN / HARDISTY	1:32.569	64	CHRISTIAN / HARDISTY	1:05.068	14	64	CHRISTIAN / HARDISTY	2:37.637	2:37.637	0.000
15	5	A. LEWIS / P. LEWIS	1:32.983	5	A. LEWIS / P. LEWIS	1:05.337	15	5	A. LEWIS / P. LEWIS	2:38.320	2:42.729	4.409
16	62	SCHOONDERBEEK / VAN DEN	1:36.331	62	SCHOONDERBEEK / VAN DEN	1:06.682	16	62	SCHOONDERBEEK / VAN DEN	2:43.013	2:43.754	0.741
17	11	COX / SHARPE	1:40.014	11	COX / SHARPE	1:07.316	17	11	COX / SHARPE	2:47.330	2:47.330	0.000
18							18	93	ASTLEY / ALLMAN		2:52.069	

International Sidecar Revival Meeting 2023

Camathias Cup Sidecars

FREE PRACTICE - STATISTICS

Competitors Started 18
Planned Start 2023-08-05 @ 10:42:00.000
Actual Start 2023-08-05 @ 10:54:52.763
Finish Time 2023-08-05 @ 11:04:43.470
Track Length 2.1800mi.
Total Laps 61
Total Distance Covered 132.9811mi.

Session Fastest Lap History

NO	CL	NAME	LAP TIME	TIME OF DAY	LAP	VEHICLE
24	Over	THIRKELL / MORALEE	2:22.780	10:57:55.685	1	BMW MRE
9	Over	CLARKE / JOHNSON	2:17.829	10:59:09.368	1	KCR BMW - MOORESPEED
56	Upto	VERMEULEN / HAHN	2:17.450	11:02:57.477	3	Triumph BONNEVILLE
9	Over	CLARKE / JOHNSON	2:15.134	11:03:43.088	3	KCR BMW - MOORESPEED
9	Over	CLARKE / JOHNSON	2:10.590	11:05:53.678	4	KCR BMW - MOORESPEED

Flag History

TYPE	TIME OF DAY
GREEN	10:54:52.763
FINISH	11:04:43.470

Flag Statistics

TYPE	COUNT	TOTAL LAPS	TOTAL TIME
Green	1	4	12:30.752
Red	0	0	0.000
Safety Car	0	0	0.000
FCY	0	0	0.000

International Sidecar Revival Meeting 2023

Camathias Cup Sidecars

FREE PRACTICE - STATISTICS

CLASS : Over

11 Starters

Fastest Lap History

NO	NAME	LAP TIME	TIME OF DAY	LAP	VEHICLE
24	THIRKELL / MORALEE	2:22.780	10:57:55.685	1	BMW MRE
9	CLARKE / JOHNSON	2:17.829	10:59:09.368	1	KCR BMW - MOORESPEED
9	CLARKE / JOHNSON	2:15.134	11:03:43.088	3	KCR BMW - MOORESPEED
9	CLARKE / JOHNSON	2:10.590	11:05:53.678	4	KCR BMW - MOORESPEED

International Sidecar Revival Meeting 2023

Camathias Cup Sidecars

FREE PRACTICE - STATISTICS

CLASS : Upto

7 Starters

Fastest Lap History

NO	NAME	LAP TIME	TIME OF DAY	LAP	VEHICLE
56	VERMEULEN / HAHN	2:24.320	10:58:22.074	1	Triumph BONNEVILLE
56	VERMEULEN / HAHN	2:17.953	11:00:40.027	2	Triumph BONNEVILLE
56	VERMEULEN / HAHN	2:17.450	11:02:57.477	3	Triumph BONNEVILLE

International Sidecar Revival Meeting 2023

Camathias Cup Sidecars

QUALIFYING - CLASSIFICATION

POS	NO	CL	PIC NAME	ENTRY	TIME	ON	LAPS	GAP	DIFF	MPH
1	9	Over	1 CLARKE / JOHNSON	KCR BMW - MOORESPEED - Eddys Moto	1:54.665	5	5			68.44
2	54	Over	2 QUIRK / SMITH	Bellas VINCENT - Quirk's Classics	2:01.934	7	7	7.269	7.269	64.36
3	56	Upto	1 VERMEULEN / HAHN	Triumph BONNEVILLE -	2:02.435	5	7	7.770	0.501	64.09
4	147	Over	3 D. LISSAMAN / F. LISSAMAN	JPR BMW -	2:03.973	7	7	9.308	1.538	63.30
5	24	Over	4 THIRKELL / MORALEE	BMW MRE -	2:04.401	7	7	9.736	0.428	63.08
6	35	Over	5 REEVES / VISSENBERG	Windel WESLAKE - Reeves Water Services	2:05.236	4	7	10.571	0.835	62.66
7	46	Over	6 NOURISH / LEEFLANG	Nourish WESLAKE - dave nourish	2:06.148	5	7	11.483	0.912	62.21
8	66	Over	7 NOEL / SACCHETTINI	MRE BMW -	2:07.624	5	6	12.959	1.476	61.49
9	8	Over	8 PERKINS / NICKELS	Outfit SIDECAR - Pocket 2019	2:07.724	7	7	13.059	0.100	61.44
10	197	Upto	2 DAWSON / CRACKNELL	Bellas BMW 750 - Spicers Auctioneers and Valuers	2:08.319	4	5	13.654	0.595	61.16
11	17	Upto	3 WALTERS / THOMAS	Belas HONDA CB750 - Team Walters And Thomas Sid	2:09.594	6	6	14.929	1.275	60.55
12	77	Over	9 WORTHINGTON / TODD	Yamaha Xs 998Cc TERRY MEAD -	2:13.891	2	4	19.226	4.297	58.61
13	5	Over	10 A. LEWIS / P. LEWIS	Bellas NOURISH -	2:14.325	2	2	19.660	0.434	58.42
14	62	Upto	4 SCHOONDERBEEK / VAN DEN BOR	Triumph Trident -	2:15.365	6	6	20.700	1.040	57.97
15	13	Upto	5 EDMONDSON / PRENTICE	Crick BMW - Stan Stephens Tuning	2:15.774	2	3	21.109	0.409	57.80
16	67	Upto	6 WARNER / DAWKINS	BMW MRE 750 16 INCH CLASSIC -	2:17.110	2	4	22.445	1.336	57.23
17	64	Upto	7 CHRISTIAN / HARDISTY	Norton CAMMANDO -	2:20.381	3	5	25.716	3.271	55.90
18	55	Over	11 SIRRELL / WALL	BMW 1000 -	2:20.841	4	5	26.176	0.460	55.72
19	11	Over	12 COX / SHARPE	Komnik MINI COOPER -	2:21.361	4	6	26.696	0.520	55.51
20	99	Upto	8 DEDMAN / LANGFORD	Norton DOMINATOR -	2:34.197	4	4	39.532	12.836	50.89
21	93	Upto	9 ASTLEY / ALLMAN	Norton Manx -	2:46.794	2	2	52.129	12.597	47.05
22	71	Upto	10 BANISTER / MOATE	Triumph THUNDERBIRD -	3:01.514	3	4	1:06.849	14.720	43.23

Weather / Track : Cloudy / Wet

These results are provisional until the conclusion of any judicial and technical matters.

Cadwell Park: 2.1800 miles

Date: 05/08/2023 Start: 14:24 Finish: 14:38

Clerk Of Course :

Stewards :

Timekeeper :

Craig Smith

Results can be found at www.tsl-timing.com

Printed - 14:42 Saturday, 05 August 2023



International Sidecar Revival Meeting 2023

Camathias Cup Sidecars

QUALIFYING - SECTOR ANALYSIS



SECTOR 1 = FL to I1, SECTOR 2 = I1 to FL, DIFF = Difference To Personal Best Lap, P = Crossed Finish Line in Pit Lane, D = Time Disallowed

P1		9 Over		CLARKE / JOHNSON		KCR BMW - MOORESPEED - Eddys Moto	
IDEAL LAP TIME : 1:54.665		BEST LAP TIME : 1:54.665		DIFFERENCE : 0.000			
LAP	SECTOR 1	SECTOR 2	LAP TIME	MPH	DIFF	TIME OF DAY	
1 -	1:14.862	54.323	2:09.185	60.75	14.520	14:27:28.646	
2 -	1:09.518	52.220	2:01.738 (3)	64.46	7.073	14:29:30.384	
3 -	1:07.620	54.624	2:02.244	64.20	7.579	14:31:32.628	
4 -	1:07.162	51.309	1:58.471 (2)	66.24	3.806	14:33:31.099	
5 -	1:04.399	50.266	1:54.665 (1)	68.44		14:35:25.764	

P2		54 Over		QUIRK / SMITH		Bellas VINCENT - Quirk's Classics	
IDEAL LAP TIME : 2:01.934		BEST LAP TIME : 2:01.934		DIFFERENCE : 0.000			
LAP	SECTOR 1	SECTOR 2	LAP TIME	MPH	DIFF	TIME OF DAY	
1 -	1:15.115	56.068	2:11.183	59.82	9.249	14:27:33.081	
2 -	1:13.637	55.561	2:09.198	60.74	7.264	14:29:42.279	
3 -	1:12.521	56.625	2:09.146	60.76	7.212	14:31:51.425	
4 -	1:11.561	56.791	2:08.352 (3)	61.14	6.418	14:33:59.777	
5 -	1:11.184	56.350	2:07.534 (2)	61.53	5.600	14:36:07.311	
6 -	1:11.932	57.429	2:09.361	60.66	7.427	14:38:16.672	
7 -	1:09.067	52.867	2:01.934 (1)	64.36		14:40:18.606	

P3		56 Upto		VERMEULEN / HAHN		Triumph BONNEVILLE -	
IDEAL LAP TIME : 2:02.435		BEST LAP TIME : 2:02.435		DIFFERENCE : 0.000			
LAP	SECTOR 1	SECTOR 2	LAP TIME	MPH	DIFF	TIME OF DAY	
1 -	1:13.367	55.143	2:08.510	61.06	6.075	14:27:28.454	
2 -	1:11.144	53.443	2:04.587	62.99	2.152	14:29:33.041	
3 -	1:11.771	52.778	2:04.549	63.01	2.114	14:31:37.590	
4 -	1:10.021	53.237	2:03.258 (2)	63.67	0.823	14:33:40.848	
5 -	1:09.875	52.560	2:02.435 (1)	64.09		14:35:43.283	
6 -	1:11.377	53.172	2:04.549	63.01	2.114	14:37:47.832	
7 -	1:10.934	53.253	2:04.187 (3)	63.19	1.752	14:39:52.019	

P4		147 Over		D. LISSAMAN / F. LISSAMAN		JPR BMW -	
IDEAL LAP TIME : 2:02.862		BEST LAP TIME : 2:03.973		DIFFERENCE : 1.111			
LAP	SECTOR 1	SECTOR 2	LAP TIME	MPH	DIFF	TIME OF DAY	
1 -	1:14.887	56.298	2:11.185	59.82	7.212	14:27:34.841	
2 -	1:12.012	55.846	2:07.858	61.38	3.885	14:29:42.699	
3 -	1:11.357	54.903	2:06.260	62.15	2.287	14:31:48.959	
4 -	1:10.958	53.204	2:04.162 (2)	63.20	0.189	14:33:53.121	
5 -	1:09.658	54.886	2:04.544 (3)	63.01	0.571	14:35:57.665	
6 -	1:11.448	55.533	2:06.981	61.80	3.008	14:38:04.646	
7 -	1:09.948	54.025	2:03.973 (1)	63.30		14:40:08.619	

P5		24 Over		THIRKELL / MORALEE		BMW MRE -	
IDEAL LAP TIME : 2:04.150		BEST LAP TIME : 2:04.401		DIFFERENCE : 0.251			
LAP	SECTOR 1	SECTOR 2	LAP TIME	MPH	DIFF	TIME OF DAY	
1 -	1:13.529	54.851	2:08.380	61.13	3.979	14:27:15.798	
2 -	1:13.244	53.992	2:07.236	61.68	2.835	14:29:23.034	
3 -	1:13.853	54.283	2:08.136	61.24	3.735	14:31:31.170	
4 -	1:12.226	53.163	2:05.389	62.58	0.988	14:33:36.559	
5 -	1:12.632	52.404	2:05.036 (2)	62.76	0.635	14:35:41.595	
6 -	1:12.156	52.937	2:05.093 (3)	62.73	0.692	14:37:46.688	
7 -	1:11.746	52.655	2:04.401 (1)	63.08		14:39:51.089	

International Sidecar Revival Meeting 2023

Camathias Cup Sidecars

QUALIFYING - SECTOR ANALYSIS



SECTOR 1 = FL to I1, SECTOR 2 = I1 to FL, DIFF = Difference To Personal Best Lap, P = Crossed Finish Line in Pit Lane, D = Time Disallowed

P6		35 Over		REEVES / VISSENBERG		Windel WESLAKE - Reeves Water Services	
IDEAL LAP TIME : 2:04.507		BEST LAP TIME : 2:05.236		DIFFERENCE : 0.729			
LAP	SECTOR 1	SECTOR 2	LAP TIME	MPH	DIFF	TIME OF DAY	
1 -	1:16.331	56.146	2:12.477	59.24	7.241	14:27:23.989	
2 -	1:13.634	54.781	2:08.415	61.11	3.179	14:29:32.404	
3 -	1:13.215	53.824	2:07.039	61.77	1.803	14:31:39.443	
4 -	1:10.842	54.394	2:05.236 (1)	62.66		14:33:44.679	
5 -	1:12.959	53.933	2:06.892 (3)	61.84	1.656	14:35:51.571	
6 -	1:11.931	55.240	2:07.171	61.71	1.935	14:37:58.742	
7 -	1:11.733	53.665	2:05.398 (2)	62.58	0.162	14:40:04.140	

P7		46 Over		NOURISH / LEEFLANG		Nourish WESLAKE - dave nourish	
IDEAL LAP TIME : 2:05.094		BEST LAP TIME : 2:06.148		DIFFERENCE : 1.054			
LAP	SECTOR 1	SECTOR 2	LAP TIME	MPH	DIFF	TIME OF DAY	
1 -	1:15.715	57.794	2:13.509	58.78	7.361	14:27:35.992	
2 -	1:13.271	56.736	2:10.007	60.36	3.859	14:29:45.999	
3 -	1:12.278	55.859	2:08.137	61.24	1.989	14:31:54.136	
4 -	1:12.345	54.038	2:06.383 (2)	62.09	0.235	14:34:00.519	
5 -	1:11.056	55.092	2:06.148 (1)	62.21		14:36:06.667	
6 -	1:11.644	56.497	2:08.141	61.24	1.993	14:38:14.808	
7 -	1:12.163	54.484	2:06.647 (3)	61.96	0.499	14:40:21.455	

P8		66 Over		NOEL / SACCHETTINI		MRE BMW -	
IDEAL LAP TIME : 2:07.624		BEST LAP TIME : 2:07.624		DIFFERENCE : 0.000			
LAP	SECTOR 1	SECTOR 2	LAP TIME	MPH	DIFF	TIME OF DAY	
1 -	1:17.596	56.173	2:13.769	58.66	6.145	14:27:37.785	
2 -	1:14.937	56.215	2:11.152 (3)	59.83	3.528	14:29:48.937	
3 -	1:14.833	56.390	2:11.223	59.80	3.599	14:32:00.160	
4 -	1:16.065	55.787	2:11.852	59.52	4.228	14:34:12.012	
5 -	1:12.562	55.062	2:07.624 (1)	61.49		14:36:19.636	
6 -	1:14.320	55.666	2:09.986 (2)	60.37	2.362	14:38:29.622	

P9		8 Over		PERKINS / NICKELS		Outfit SIDECAR - Pocket 2019	
IDEAL LAP TIME : 2:07.329		BEST LAP TIME : 2:07.724		DIFFERENCE : 0.395			
LAP	SECTOR 1	SECTOR 2	LAP TIME	MPH	DIFF	TIME OF DAY	
1 -	1:16.465	56.054	2:12.519	59.22	4.795	14:27:32.435	
2 -	1:15.089	57.863	2:12.952	59.02	5.228	14:29:45.387	
3 -	1:12.886	57.502	2:10.388	60.19	2.664	14:31:55.775	
4 -	1:13.185	54.753	2:07.938 (2)	61.34	0.214	14:34:03.713	
5 -	1:13.580	56.020	2:09.600	60.55	1.876	14:36:13.313	
6 -	1:13.574	54.623	2:08.197 (3)	61.21	0.473	14:38:21.510	
7 -	1:13.281	54.443	2:07.724 (1)	61.44		14:40:29.234	

P10		197 Upto		DAWSON / CRACKNELL		Bellas BMW 750 - Spicers Auctioneers and Valuers	
IDEAL LAP TIME : 2:08.319		BEST LAP TIME : 2:08.319		DIFFERENCE : 0.000			
LAP	SECTOR 1	SECTOR 2	LAP TIME	MPH	DIFF	TIME OF DAY	
1 -	1:16.869	56.852	2:13.721	58.68	5.402	14:27:34.673	
2 -	1:14.321	57.327	2:11.648	59.61	3.329	14:29:46.321	
3 -	1:13.249	55.565	2:08.814 (2)	60.92	0.495	14:31:55.135	
4 -	1:12.895	55.424	2:08.319 (1)	61.16		14:34:03.454	
5 -	1:13.428	56.249	2:09.677 (3)	60.52	1.358	14:36:13.131	

International Sidecar Revival Meeting 2023

Camathias Cup Sidecars

QUALIFYING - SECTOR ANALYSIS



SECTOR 1 = FL to I1, SECTOR 2 = I1 to FL, DIFF = Difference To Personal Best Lap, P = Crossed Finish Line in Pit Lane, D = Time Disallowed

P11 17 Upto		WALTERS / THOMAS		Belas HONDA CB750 - Team Walters And Thomas Sidecar raci			
IDEAL LAP TIME : 2:09.594		BEST LAP TIME : 2:09.594		DIFFERENCE : 0.000			
LAP	SECTOR 1	SECTOR 2	LAP TIME	MPH	DIFF	TIME OF DAY	
1 -	1:17.075	58.101	2:15.176	58.05	5.582	14:27:49.438	
2 -	1:15.104	57.282	2:12.386 (3)	59.28	2.792	14:30:01.824	
3 -	1:14.834	57.586	2:12.420	59.26	2.826	14:32:14.244	
4 -	1:17.193	56.828	2:14.021	58.55	4.427	14:34:28.265	
5 -	1:15.617	56.693	2:12.310 (2)	59.31	2.716	14:36:40.575	
6 -	1:13.979	55.615	2:09.594 (1)	60.55		14:38:50.169	

P12 77 Over		WORTHINGTON / TODD		Yamaha Xs 998Cc TERRY MEAD -			
IDEAL LAP TIME : 2:13.656		BEST LAP TIME : 2:13.891		DIFFERENCE : 0.235			
LAP	SECTOR 1	SECTOR 2	LAP TIME	MPH	DIFF	TIME OF DAY	
1 -	1:17.654	59.562	2:17.216 (3)	57.19	3.325	14:27:50.189	
2 -	1:15.553	58.338	2:13.891 (1)	58.61		14:30:04.080	
3 -	1:16.547	59.261	2:15.808 (2)	57.78	1.917	14:32:19.888	
4 -	1:19.398	58.103	2:17.501	57.07	3.610	14:34:37.389	

P13 5 Over		A. LEWIS / P. LEWIS		Bellas NOURISH -			
IDEAL LAP TIME : 2:14.325		BEST LAP TIME : 2:14.325		DIFFERENCE : 0.000			
LAP	SECTOR 1	SECTOR 2	LAP TIME	MPH	DIFF	TIME OF DAY	
1 -	1:20.207	57.839	2:18.046 (2)	56.85	3.721	14:27:55.333	
2 -	1:17.895	56.430	2:14.325 (1)	58.42		14:30:09.658	

P14 62 Upto		SCHOONDERBEEK / VAN DEN BOR		Triumph Trident -			
IDEAL LAP TIME : 2:15.365		BEST LAP TIME : 2:15.365		DIFFERENCE : 0.000			
LAP	SECTOR 1	SECTOR 2	LAP TIME	MPH	DIFF	TIME OF DAY	
1 -	1:23.896	1:00.956	2:24.852	54.17	9.487	14:28:03.072	
2 -	1:21.843	59.406	2:21.249	55.56	5.884	14:30:24.321	
3 -	1:19.070	59.286	2:18.356 (3)	56.72	2.991	14:32:42.677	
4 -	1:20.393	1:03.300	2:23.693	54.61	8.328	14:35:06.370	
5 -	1:18.026	58.740	2:16.766 (2)	57.38	1.401	14:37:23.136	
6 -	1:17.095	58.270	2:15.365 (1)	57.97		14:39:38.501	

P15 13 Upto		EDMONDSON / PRENTICE		Crick BMW - Stan Stephens Tuning			
IDEAL LAP TIME : 2:14.334		BEST LAP TIME : 2:15.774		DIFFERENCE : 1.440			
LAP	SECTOR 1	SECTOR 2	LAP TIME	MPH	DIFF	TIME OF DAY	
1 -	1:18.823	59.200	2:18.023 (2)	56.86	2.249	14:27:29.883	
2 -	1:16.647	59.127	2:15.774 (1)	57.80		14:29:45.657	
3 -	1:15.207	4:16.110	5:31.317 (3)	23.68	3:15.543	14:35:16.974	

P16 67 Upto		WARNER / DAWKINS		BMW MRE 750 16 INCH CLASSIC -			
IDEAL LAP TIME : 2:17.110		BEST LAP TIME : 2:17.110		DIFFERENCE : 0.000			
LAP	SECTOR 1	SECTOR 2	LAP TIME	MPH	DIFF	TIME OF DAY	
1 -	1:20.211	1:00.081	2:20.292 (2)	55.94	3.182	14:27:41.790	
2 -	1:17.589	59.521	2:17.110 (1)	57.23		14:29:58.900	
3 -	1:19.874	1:00.529	2:20.403 (3)	55.89	3.293	14:32:19.303	
4 -	1:21.195	59.936	2:21.131	55.60	4.021	14:34:40.434	

P17 64 Upto		CHRISTIAN / HARDISTY		Norton CAMMANDO -			
IDEAL LAP TIME : 2:19.763		BEST LAP TIME : 2:20.381		DIFFERENCE : 0.618			
LAP	SECTOR 1	SECTOR 2	LAP TIME	MPH	DIFF	TIME OF DAY	
1 -	1:23.757	1:02.357	2:26.114	53.71	5.733	14:28:07.842	
2 -	1:23.006	59.856	2:22.862	54.93	2.481	14:30:30.704	
3 -	1:19.907	1:00.474	2:20.381 (1)	55.90		14:32:51.085	
4 -	1:20.885	1:00.487	2:21.372 (3)	55.51	0.991	14:35:12.457	
5 -	1:20.126	1:01.190	2:21.316 (2)	55.53	0.935	14:37:33.773	

International Sidecar Revival Meeting 2023

Camathias Cup Sidecars

QUALIFYING - SECTOR ANALYSIS



SECTOR 1 = FL to I1, SECTOR 2 = I1 to FL, DIFF = Difference To Personal Best Lap, P = Crossed Finish Line in Pit Lane, D = Time Disallowed

P18 55 Over		SIRRELL / WALL		BMW 1000 -			
IDEAL LAP TIME : 2:19.379		BEST LAP TIME : 2:20.841		DIFFERENCE : 1.462			
LAP	SECTOR 1	SECTOR 2	LAP TIME	MPH	DIFF	TIME OF DAY	
1 -	1:38.470	1:03.039	2:41.509	48.59	20.668	14:28:39.621	
2 -	1:23.420	59.950	2:23.370 (3)	54.73	2.529	14:31:02.991	
3 -	1:25.009	1:04.839	2:29.848	52.37	9.007	14:33:32.839	
4 -	1:22.606	58.235	2:20.841 (1)	55.72		14:35:53.680	
5 -	1:21.144	1:01.361	2:22.505 (2)	55.07	1.664	14:38:16.185	

P19 11 Over		COX / SHARPE		Komnik MINI COOPER -			
IDEAL LAP TIME : 2:20.939		BEST LAP TIME : 2:21.361		DIFFERENCE : 0.422			
LAP	SECTOR 1	SECTOR 2	LAP TIME	MPH	DIFF	TIME OF DAY	
1 -	1:27.095	1:02.099	2:29.194	52.60	7.833	14:28:06.674	
2 -	1:29.013	1:01.181	2:30.194	52.25	8.833	14:30:36.868	
3 -	1:24.203	1:00.311	2:24.514	54.30	3.153	14:33:01.382	
4 -	1:22.351	59.010	2:21.361 (1)	55.51		14:35:22.743	
5 -	1:24.183	1:00.208	2:24.391 (3)	54.35	3.030	14:37:47.134	
6 -	1:21.929	1:00.388	2:22.317 (2)	55.14	0.956	14:40:09.451	

P20 99 Upto		DEDMAN / LANGFORD		Norton DOMINATOR -			
IDEAL LAP TIME : 2:34.022		BEST LAP TIME : 2:34.197		DIFFERENCE : 0.175			
LAP	SECTOR 1	SECTOR 2	LAP TIME	MPH	DIFF	TIME OF DAY	
1 -	1:31.606	1:06.830	2:38.436	49.53	4.239	14:28:19.979	
2 -	1:30.466	1:07.477	2:37.943 (3)	49.68	3.746	14:30:57.922	
3 -	1:29.874	1:06.359	2:36.233 (2)	50.23	2.036	14:33:34.155	
4 -	1:27.663	1:06.534	2:34.197 (1)	50.89		14:36:08.352	

P21 93 Upto		ASTLEY / ALLMAN		Norton Manx -			
IDEAL LAP TIME : 2:46.500		BEST LAP TIME : 2:46.794		DIFFERENCE : 0.294			
LAP	SECTOR 1	SECTOR 2	LAP TIME	MPH	DIFF	TIME OF DAY	
1 -	1:45.770	1:10.614	2:56.384 (2)	44.49	9.590	14:28:51.940	
2 -	1:38.406	1:08.388	2:46.794 (1)	47.05		14:31:38.734	

P22 71 Upto		BANISTER / MOATE		Triumph THUNDERBIRD -			
IDEAL LAP TIME : 3:00.450		BEST LAP TIME : 3:01.514		DIFFERENCE : 1.064			
LAP	SECTOR 1	SECTOR 2	LAP TIME	MPH	DIFF	TIME OF DAY	
1 -	1:55.348	1:16.758	3:12.106	40.85	10.592	14:29:04.667	
2 -	1:48.067	1:16.870	3:04.937 (2)	42.43	3.423	14:32:09.604	
3 -	1:47.154	1:14.360	3:01.514 (1)	43.23		14:35:11.118	
4 -	1:48.310	1:16.704	3:05.014 (3)	42.41	3.500	14:38:16.132	

International Sidecar Revival Meeting 2023

Camathias Cup Sidecars

QUALIFYING - BEST SECTORS

SECTOR 1			SECTOR 2			IDEAL / BEST COMPARISON						
POS	NO	NAME	TIME	NO	NAME	TIME	POS	NO	NAME	IDEAL	BEST	DIFF
									PERFECT LAP	1:54.665		
1	9	CLARKE / JOHNSON	1:04.399	9	CLARKE / JOHNSON	50.266	1	9	CLARKE / JOHNSON	1:54.665	1:54.665	0.000
2	54	QUIRK / SMITH	1:09.067	24	THIRKELL / MORALEE	52.404	2	54	QUIRK / SMITH	2:01.934	2:01.934	0.000
3	147	D. LISSAMAN / F. LISSAMAN	1:09.658	56	VERMEULEN / HAHN	52.560	3	56	VERMEULEN / HAHN	2:02.435	2:02.435	0.000
4	56	VERMEULEN / HAHN	1:09.875	54	QUIRK / SMITH	52.867	4	147	D. LISSAMAN / F. LIS	2:02.862	2:03.973	1.111
5	35	REEVES / VISSENBERG	1:10.842	147	D. LISSAMAN / F. LISSAMAN	53.204	5	24	THIRKELL / MORALEE	2:04.150	2:04.401	0.251
6	46	NOURISH / LEEFLANG	1:11.056	35	REEVES / VISSENBERG	53.665	6	35	REEVES / VISSENBE	2:04.507	2:05.236	0.729
7	24	THIRKELL / MORALEE	1:11.746	46	NOURISH / LEEFLANG	54.038	7	46	NOURISH / LEEFLAN	2:05.094	2:06.148	1.054
8	66	NOEL / SACCHETTINI	1:12.562	8	PERKINS / NICKELS	54.443	8	8	PERKINS / NICKELS	2:07.329	2:07.724	0.395
9	8	PERKINS / NICKELS	1:12.886	66	NOEL / SACCHETTINI	55.062	9	66	NOEL / SACCHETTIN	2:07.624	2:07.624	0.000
10	197	DAWSON / CRACKNELL	1:12.895	197	DAWSON / CRACKNELL	55.424	10	197	DAWSON / CRACKNE	2:08.319	2:08.319	0.000
11	17	WALTERS / THOMAS	1:13.979	17	WALTERS / THOMAS	55.615	11	17	WALTERS / THOMAS	2:09.594	2:09.594	0.000
12	13	EDMONDSON / PRENTICE	1:15.207	5	A. LEWIS / P. LEWIS	56.430	12	77	WORTHINGTON / TO	2:13.656	2:13.891	0.235
13	77	WORTHINGTON / TODD	1:15.553	77	WORTHINGTON / TODD	58.103	13	5	A. LEWIS / P. LEWIS	2:14.325	2:14.325	0.000
14	62	SCHOONDERBEEK / VAN DEN	1:17.095	55	SIRRELL / WALL	58.235	14	13	EDMONDSON / PREN	2:14.334	2:15.774	1.440
15	67	WARNER / DAWKINS	1:17.589	62	SCHOONDERBEEK / VAN DEN	58.270	15	62	SCHOONDERBEEK /	2:15.365	2:15.365	0.000
16	5	A. LEWIS / P. LEWIS	1:17.895	11	COX / SHARPE	59.010	16	67	WARNER / DAWKINS	2:17.110	2:17.110	0.000
17	64	CHRISTIAN / HARDISTY	1:19.907	13	EDMONDSON / PRENTICE	59.127	17	55	SIRRELL / WALL	2:19.379	2:20.841	1.462
18	55	SIRRELL / WALL	1:21.144	67	WARNER / DAWKINS	59.521	18	64	CHRISTIAN / HARDIS	2:19.763	2:20.381	0.618
19	11	COX / SHARPE	1:21.929	64	CHRISTIAN / HARDISTY	59.856	19	11	COX / SHARPE	2:20.939	2:21.361	0.422
20	99	DEDMAN / LANGFORD	1:27.663	99	DEDMAN / LANGFORD	1:06.359	20	99	DEDMAN / LANGFOR	2:34.022	2:34.197	0.175
21	93	ASTLEY / ALLMAN	1:38.112	93	ASTLEY / ALLMAN	1:08.388	21	93	ASTLEY / ALLMAN	2:46.500	2:46.794	0.294
22	71	BANISTER / MOATE	1:46.090	71	BANISTER / MOATE	1:14.360	22	71	BANISTER / MOATE	3:00.450	3:01.514	1.064

International Sidecar Revival Meeting 2023

Camathias Cup Sidecars

QUALIFYING - STATISTICS

Competitors Started 22
Planned Start 2023-08-05 @ 13:00:00.000
Actual Start 2023-08-05 @ 14:24:34.888
Finish Time 2023-08-05 @ 14:38:45.850
Track Length 2.1800mi.
Total Laps 116
Total Distance Covered 252.8821mi.

Session Fastest Lap History

NO	CL	NAME	LAP TIME	TIME OF DAY	LAP	VEHICLE
24	Over	THIRKELL / MORALEE	2:08.380	14:27:15.816	1	BMW MRE
24	Over	THIRKELL / MORALEE	2:07.236	14:29:23.052	2	BMW MRE
9	Over	CLARKE / JOHNSON	2:01.738	14:29:30.404	2	KCR BMW - MOORESPEED
9	Over	CLARKE / JOHNSON	1:58.471	14:33:31.119	4	KCR BMW - MOORESPEED
9	Over	CLARKE / JOHNSON	1:54.665	14:35:25.784	5	KCR BMW - MOORESPEED

Flag History

TYPE	TIME OF DAY
GREEN	14:24:34.888
FINISH	14:38:45.850

Flag Statistics

TYPE	COUNT	TOTAL LAPS	TOTAL TIME
Green	1	7	17:03.897
Red	0	0	0.000
Safety Car	0	0	0.000
FCY	0	0	0.000

International Sidecar Revival Meeting 2023

Camathias Cup Sidecars

QUALIFYING - STATISTICS

CLASS : Over

12 Starters

Fastest Lap History

NO	NAME	LAP TIME	TIME OF DAY	LAP	VEHICLE
24	THIRKELL / MORALEE	2:08.380	14:27:15.816	1	BMW MRE
24	THIRKELL / MORALEE	2:07.236	14:29:23.052	2	BMW MRE
9	CLARKE / JOHNSON	2:01.738	14:29:30.404	2	KCR BMW - MOORESPEED
9	CLARKE / JOHNSON	1:58.471	14:33:31.119	4	KCR BMW - MOORESPEED
9	CLARKE / JOHNSON	1:54.665	14:35:25.784	5	KCR BMW - MOORESPEED

International Sidecar Revival Meeting 2023

Camathias Cup Sidecars

QUALIFYING - STATISTICS

CLASS : Upto

10 Starters


Fastest Lap History

NO	NAME	LAP TIME	TIME OF DAY	LAP	VEHICLE
56	VERMEULEN / HAHN	2:08.510	14:27:28.467	1	Triumph BONNEVILLE
56	VERMEULEN / HAHN	2:04.587	14:29:33.054	2	Triumph BONNEVILLE
56	VERMEULEN / HAHN	2:04.549	14:31:37.603	3	Triumph BONNEVILLE
56	VERMEULEN / HAHN	2:03.258	14:33:40.861	4	Triumph BONNEVILLE
56	VERMEULEN / HAHN	2:02.435	14:35:43.296	5	Triumph BONNEVILLE

International Sidecar Revival Meeting 2023

Camathias Cup Sidecars

RACE 12 - GRID (6 Laps)

ROW 12	23	118	G. TAPSELL / I. TAPSELL		
ROW 11	21	93	ASTLEY / ALLMAN	22	71 BANISTER / MOATE
ROW 10			2:21.361		2:34.197
ROW 10	19	11	COX / SHARPE	20	99 DEDMAN / LANGFORD
ROW 9			2:20.381		2:20.841
ROW 9	17	64	CHRISTIAN / HARDISTY	18	55 SIRRELL / WALL
ROW 8			2:15.774		2:17.110
ROW 8	15	13	EDMONDSON / PRENTICE	16	67 WARNER / DAWKINS
ROW 7			2:14.325		2:15.365
ROW 7	13	5	A. LEWIS / P. LEWIS	14	62 SCHOONDERBEEK / VAN DEN BOR
ROW 6			2:09.594		2:13.891
ROW 6	11	17	WALTERS / THOMAS	12	77 WORTHINGTON / TODD
ROW 5			2:07.724		2:08.319
ROW 5	9	8	PERKINS / NICKELS	10	197 DAWSON / CRACKNELL
ROW 4			2:06.148		2:07.624
ROW 4	7	46	NOURISH / LEEFLANG	8	66 NOEL / SACCHETTINI
ROW 3			2:04.401		2:05.236
ROW 3	5	24	THIRKELL / MORALEE	6	35 REEVES / VISSENBERG
ROW 2			2:02.435		2:03.973
ROW 2	3	56	VERMEULEN / HAHN	4	147 D. LISSAMAN / F. LISSAMAN
ROW 1			1:54.665		2:01.934
ROW 1	1	9	CLARKE / JOHNSON	2	54 QUIRK / SMITH
Pole					
					

Cadwell Park: 2.1800 miles

These results are provisional until the conclusion of any judicial and technical matters.

Clerk Of Course :

Stewards :

Timekeeper :

Craig Smith

Results can be found at www.tsl-timing.com

Printed - 14:43 Saturday, 05 August 2023



International Sidecar Revival Meeting 2023

Camathias Cup Sidecars

RACE 12 - CLASSIFICATION

POS	NO	CL	PIC NAME	ENTRY	LAPS	TIME	GAP	DIFF	MPH	BEST	ON
1	9	Over	1 CLARKE / JOHNSON	KCR BMW - MOORESPEED - Eddys Moto	6	11:12.525			70.01	1:46.399	5
2	147	Over	2 D. LISSAMAN / F. LISSAMAN	JPR BMW -	6	11:38.067	25.542	25.542	67.45	1:54.054	3
3	54	Over	3 QUIRK / SMITH	Bellas VINCENT - Quirk's Classics	6	11:39.469	26.944	1.402	67.32	1:54.200	5
4	8	Over	4 PERKINS / NICKELS	Outfit SIDECAR - Pocket 2019	6	11:49.331	36.806	9.862	66.38	1:54.091	6
5	24	Over	5 THIRKELL / MORALEE	BMW MRE -	6	11:51.790	39.265	2.459	66.15	1:56.443	3
6	56	Upto	1 VERMEULEN / HAHN	Triumph BONNEVILLE -	6	11:52.846	40.321	1.056	66.05	1:54.642	4
7	35	Over	6 REEVES / VISSENBERG	Windel WESLAKE - Reeves Water Services	6	12:01.145	48.620	8.299	65.29	1:58.456	3
8	66	Over	7 NOEL / SACCHETTINI	MRE BMW -	6	12:02.665	50.140	1.520	65.15	1:58.005	4
9	17	Upto	2 WALTERS / THOMAS	Belas HONDA CB750 - Team Walters And Thomas	6	12:35.717	1:23.192	33.052	62.30	2:03.081	4
10	197	Upto	3 DAWSON / CRACKNELL	Bellas BMW 750 - Spicers Auctioneers and Valuers	6	12:36.262	1:23.737	0.545	62.26	2:03.410	2
11	62	Upto	4 SCHOONDERBEEK / VAN DEN BOR	Triumph Trident -	6	12:43.910	1:31.385	7.648	61.64	2:03.679	6
12	77	Over	8 WORTHINGTON / TODD	Yamaha Xs 998Cc TERRY MEAD -	6	12:54.926	1:42.401	11.016	60.76	2:07.750	4
13	55	Over	9 SIRRELL / WALL	BMW 1000 -	6	13:18.447	2:05.922	23.521	58.97	2:10.607	2
14	67	Upto	5 WARNER / DAWKINS	BMW MRE 750 16 INCH CLASSIC -	6	13:22.664	2:10.139	4.217	58.66	2:10.971	6
15	64	Upto	6 CHRISTIAN / HARDISTY	Norton CAMMANDO -	6	13:23.171	2:10.646	0.507	58.62	2:11.097	6
16	99	Upto	7 DEDMAN / LANGFORD	Norton DOMINATOR -	5	12:14.455	1 Lap	1 Lap	53.42	2:24.578	5

NOT CLASSIFIED

DNF	93	Upto	ASTLEY / ALLMAN	Norton Manx -	4	10:26.885	2 Laps	1 Lap	50.07	2:31.203	4
DNF	11	Over	COX / SHARPE	Komnik MINI COOPER -	2	4:41.645	4 Laps	2 Laps	55.73	2:17.207	2
DNF	71	Upto	BANISTER / MOATE	Triumph THUNDERBIRD -	1	2:51.639	5 Laps	1 Lap	45.72		

NOT STARTED

NS	46	Over	NOURISH / LEEFLANG	Nourish WESLAKE - dave nourish
NS	13	Upto	EDMONDSON / PRENTICE	Crick BMW - Stan Stephens Tuning

FASTEST LAP

9	Over	CLARKE / JOHNSON	KCR BMW - MOORESPEED - Eddys Moto	5	1:46.399	73.76 mph	118.70 kph
56	Upto	VERMEULEN / HAHN	Triumph BONNEVILLE -	4	1:54.642	68.45 mph	110.17 kph

Class Over - 92.5% of Race Speed = 64.75 mph

Class Upto - 92.5% of Race Speed = 61.09 mph

Weather / Track : Cloudy / Drying

These results are provisional until the conclusion of any judicial and technical matters.

Race Distance: 6 Laps / 13.08 miles

Cadwell Park: 2.1800 miles

Date: 05/08/2023 Start: 18:25 Finish: 18:36

Clerk Of Course :

Stewards :

Timekeeper :

Craig Smith

Results can be found at www.tsl-timing.com

Printed - 18:39 Saturday, 05 August 2023



International Sidecar Revival Meeting 2023

Camathias Cup Sidecars

RACE 12 - LAP CHART

LAP 1 @ 18:27:31.378			LAP 4 @ 18:33:03.285		
NO	BEHIND	LAP TIME	NO	BEHIND	LAP TIME
147		2:01.582	9		1:46.508
54	0.813	2:02.395	54	13.908	1:55.048
9	0.990	2:02.572	147	14.406	1:55.263
35	3.960	2:05.542	93	1 Lap	2:36.621
24	4.790	2:06.372	24	24.561	1:56.561
56	5.003	2:06.585	56	25.490	1:54.642
8	5.131	2:06.713	8	25.939	1:56.097
66	5.480	2:07.062	35	28.268	1:58.727
197	9.043	2:10.625	66	30.423	1:58.005
17	11.588	2:13.170	197	52.126	2:06.542
77	12.097	2:13.679	17	54.190	2:03.081
55	15.789	2:17.371	62	1:02.791	2:05.071
62	16.017	2:17.599	77	1:04.828	2:07.750
67	19.807	2:21.389	55	1:20.559	2:13.342
64	19.943	2:21.525	67	1:26.644	2:11.819
11	22.856	2:24.438	64	1:26.987	2:12.954
99	30.497	2:32.079			
93	43.185	2:44.767			
71	50.057	2:51.639			

LAP 2 @ 18:29:27.329			LAP 5 @ 18:34:49.684		
NO	BEHIND	LAP TIME	NO	BEHIND	LAP TIME
54		1:55.138	9		1:46.399
9	0.126	1:55.087	54	21.709	1:54.200
147	1.045	1:56.996	147	22.113	1:54.106
35	7.041	1:59.032	99	1 Lap	2:25.952
24	7.513	1:58.674	24	35.216	1:57.054
8	8.485	1:59.305	8	35.352	1:55.812
56	8.516	1:59.464	56	36.261	1:57.170
66	9.191	1:59.662	35	40.763	1:58.894
197	16.502	2:03.410	66	42.577	1:58.553
17	20.914	2:05.277	93	1 Lap	2:31.203
77	23.989	2:07.843	197	1:10.788	2:05.061
62	26.734	2:06.668	17	1:10.935	2:03.144
55	30.445	2:10.607	62	1:20.343	2:03.951
64	37.819	2:13.827	77	1:26.876	2:08.447
67	37.910	2:14.054	55	1:46.316	2:12.156
11	44.112	2:17.207	67	1:51.805	2:11.560
99	59.272	2:24.726	64	1:52.186	2:11.598
93	1:21.528	2:34.294			

LAP 3 @ 18:31:16.777			LAP 6 @ 18:36:42.321		
NO	BEHIND	LAP TIME	NO	BEHIND	LAP TIME
9		1:49.322	9		1:52.637
54	5.368	1:54.816	147	25.542	1:56.066
147	5.651	1:54.054	54	26.944	1:57.872
24	14.508	1:56.443	8	36.806	1:54.091
35	16.049	1:58.456	24	39.265	1:56.686
8	16.350	1:57.313	56	40.321	1:56.697
56	17.356	1:58.288	35	48.620	2:00.494
66	18.926	1:59.183	66	50.140	2:00.200
197	32.092	2:05.038	99	1 Lap	2:24.578
17	37.617	2:06.151	17	1:23.192	2:04.894
77	43.586	2:09.045	197	1:23.737	2:05.586
62	44.228	2:06.942	62	1:31.385	2:03.679
55	53.725	2:12.728	77	1:42.401	2:08.162
64	1:00.541	2:12.170	55	2:05.922	2:12.243
67	1:01.333	2:12.871	67	2:10.139	2:10.971
99	1:36.944	2:27.120	64	2:10.646	2:11.097

Weather / Track : Cloudy / Drying

Results can be found at www.tsl-timing.com

Cadwell Park: 2.1800 miles
Date: 05/08/2023 Start: 18:25 Finish: 18:36

Printed - 18:39 Saturday, 05 August 2023

International Sidecar Revival Meeting 2023

Camathias Cup Sidecars

RACE 12 - POSITION CHART

No	Name	Lap Pos	Lap					
			1	2	3	4	5	6
9	CLARKE / JOHNSON	1	147	54	9	9	9	9
54	QUIRK / SMITH	2	54	9	54	54	54	147
56	VERMEULEN / HAHN	3	9	147	147	147	147	54
147	D. LISSAMAN / F. LISS	4	35	35	24	24	24	8
24	THIRKELL / MORALEE	5	24	24	35	56	8	24
35	REEVES / VISSENBER	6	56	8	8	8	56	56
46	NOURISH / LEEFLANG	7	8	56	56	35	35	35
66	NOEL / SACCHETTINI	8	66	66	66	66	66	66
8	PERKINS / NICKELS	9	197	197	197	197	197	17
197	DAWSON / CRACKNEL	10	17	17	17	17	17	197
17	WALTERS / THOMAS	11	77	77	77	62	62	62
77	WORTHINGTON / TOD	12	55	62	62	77	77	77
62	SCHOONDERBEEK / V	13	62	55	55	55	55	55
13	EDMONDSON / PRENT	14	67	64	64	67	67	67
67	WARNER / DAWKINS	15	64	67	67	64	64	64
64	CHRISTIAN / HARDIST	16	11	11	99	99	99	
55	SIRRELL / WALL	17	99	99	93	93		
11	COX / SHARPE	18	93	93				
99	DEDMAN / LANGFORD	19	71					
93	ASTLEY / ALLMAN	20						
71	BANISTER / MOATE	21						

International Sidecar Revival Meeting 2023

Camathias Cup Sidecars

RACE 12 - SECTOR ANALYSIS



SECTOR 1 = FL to I1, SECTOR 2 = I1 to FL, DIFF = Difference To Personal Best Lap, P = Crossed Finish Line in Pit Lane, D = Time Disallowed

P1		9 Over		CLARKE / JOHNSON		KCR BMW - MOORESPEED - Eddys Moto	
IDEAL LAP TIME : 1:46.217		BEST LAP TIME : 1:46.399		DIFFERENCE : 0.182			
LAP	SECTOR 1	SECTOR 2	LAP TIME	MPH	DIFF	TIME OF DAY	
1 -		49.549	2:02.572	64.02	16.173	18:27:32.368	
2 -	1:06.356	48.731	1:55.087	68.19	8.688	18:29:27.455	
3 -	1:03.762	45.560	1:49.322 (3)	71.78	2.923	18:31:16.777	
4 -	1:01.179	45.329	1:46.508 (2)	73.68	0.109	18:33:03.285	
5 -	1:00.888	45.511	1:46.399 (1)	73.76		18:34:49.684	
6 -	1:02.709	49.928	1:52.637	69.67	6.238	18:36:42.321	

P2		147 Over		D. LISSAMAN / F. LISSAMAN		JPR BMW -	
IDEAL LAP TIME : 1:54.054		BEST LAP TIME : 1:54.054		DIFFERENCE : 0.000			
LAP	SECTOR 1	SECTOR 2	LAP TIME	MPH	DIFF	TIME OF DAY	
1 -		49.418	2:01.582	64.54	7.528	18:27:31.378	
2 -	1:07.667	49.329	1:56.996	67.07	2.942	18:29:28.374	
3 -	1:05.386	48.668	1:54.054 (1)	68.81		18:31:22.428	
4 -	1:06.234	49.029	1:55.263 (3)	68.08	1.209	18:33:17.691	
5 -	1:05.435	48.671	1:54.106 (2)	68.77	0.052	18:35:11.797	
6 -	1:06.165	49.901	1:56.066	67.61	2.012	18:37:07.863	

P3		54 Over		QUIRK / SMITH		Bellas VINCENT - Quirk's Classics	
IDEAL LAP TIME : 1:54.174		BEST LAP TIME : 1:54.200		DIFFERENCE : 0.026			
LAP	SECTOR 1	SECTOR 2	LAP TIME	MPH	DIFF	TIME OF DAY	
1 -		49.837	2:02.395	64.12	8.195	18:27:32.191	
2 -	1:05.891	49.247	1:55.138	68.16	0.938	18:29:27.329	
3 -	1:05.403	49.413	1:54.816 (2)	68.35	0.616	18:31:22.145	
4 -	1:06.086	48.962	1:55.048 (3)	68.21	0.848	18:33:17.193	
5 -	1:05.429	48.771	1:54.200 (1)	68.72		18:35:11.393	
6 -	1:08.794	49.078	1:57.872	66.58	3.672	18:37:09.265	

P4		8 Over		PERKINS / NICKELS		Outfit SIDECAR - Pocket 2019	
IDEAL LAP TIME : 1:54.091		BEST LAP TIME : 1:54.091		DIFFERENCE : 0.000			
LAP	SECTOR 1	SECTOR 2	LAP TIME	MPH	DIFF	TIME OF DAY	
1 -		50.748	2:06.713	61.93	12.622	18:27:36.509	
2 -	1:08.810	50.495	1:59.305	65.78	5.214	18:29:35.814	
3 -	1:07.738	49.575	1:57.313	66.89	3.222	18:31:33.127	
4 -	1:07.285	48.812	1:56.097 (3)	67.59	2.006	18:33:29.224	
5 -	1:07.672	48.140	1:55.812 (2)	67.76	1.721	18:35:25.036	
6 -	1:06.111	47.980	1:54.091 (1)	68.78		18:37:19.127	

P5		24 Over		THIRKELL / MORALEE		BMW MRE -	
IDEAL LAP TIME : 1:55.930		BEST LAP TIME : 1:56.443		DIFFERENCE : 0.513			
LAP	SECTOR 1	SECTOR 2	LAP TIME	MPH	DIFF	TIME OF DAY	
1 -		51.034	2:06.372	62.10	9.929	18:27:36.168	
2 -	1:08.144	50.530	1:58.674	66.13	2.231	18:29:34.842	
3 -	1:07.445	48.998	1:56.443 (1)	67.39		18:31:31.285	
4 -	1:07.335	49.226	1:56.561 (2)	67.33	0.118	18:33:27.846	
5 -	1:08.459	48.595	1:57.054	67.04	0.611	18:35:24.900	
6 -	1:07.397	49.289	1:56.686 (3)	67.25	0.243	18:37:21.586	

P6		56 Upto		VERMEULEN / HAHN		Triumph BONNEVILLE -	
IDEAL LAP TIME : 1:54.642		BEST LAP TIME : 1:54.642		DIFFERENCE : 0.000			
LAP	SECTOR 1	SECTOR 2	LAP TIME	MPH	DIFF	TIME OF DAY	
1 -		50.532	2:06.585	61.99	11.943	18:27:36.381	
2 -	1:08.375	51.089	1:59.464	65.69	4.822	18:29:35.845	
3 -	1:07.971	50.317	1:58.288	66.34	3.646	18:31:34.133	
4 -	1:05.904	48.738	1:54.642 (1)	68.45		18:33:28.775	
5 -	1:08.354	48.816	1:57.170 (3)	66.98	2.528	18:35:25.945	
6 -	1:06.716	49.981	1:56.697 (2)	67.25	2.055	18:37:22.642	

International Sidecar Revival Meeting 2023

Camathias Cup Sidecars

RACE 12 - SECTOR ANALYSIS



SECTOR 1 = FL to I1, SECTOR 2 = I1 to FL, DIFF = Difference To Personal Best Lap, P = Crossed Finish Line in Pit Lane, D = Time Disallowed

P7 35 Over		REEVES / VISSENBERG		Windel WESLAKE - Reeves Water Services		
IDEAL LAP TIME : 1:58.368		BEST LAP TIME : 1:58.456		DIFFERENCE : 0.088		
LAP	SECTOR 1	SECTOR 2	LAP TIME	MPH	DIFF	TIME OF DAY
1 -		50.755	2:05.542	62.51	7.086	18:27:35.338
2 -	1:08.767	50.265	1:59.032	65.93	0.576	18:29:34.370
3 -	1:08.805	49.651	1:58.456 (1)	66.25		18:31:32.826
4 -	1:08.717	50.010	1:58.727 (2)	66.10	0.271	18:33:31.553
5 -	1:09.090	49.804	1:58.894 (3)	66.00	0.438	18:35:30.447
6 -	1:10.155	50.339	2:00.494	65.13	2.038	18:37:30.941

P8 66 Over		NOEL / SACCHETTINI		MRE BMW -		
IDEAL LAP TIME : 1:58.005		BEST LAP TIME : 1:58.005		DIFFERENCE : 0.000		
LAP	SECTOR 1	SECTOR 2	LAP TIME	MPH	DIFF	TIME OF DAY
1 -		50.601	2:07.062	61.76	9.057	18:27:36.858
2 -	1:08.789	50.873	1:59.662	65.58	1.657	18:29:36.520
3 -	1:08.606	50.577	1:59.183 (3)	65.84	1.178	18:31:35.703
4 -	1:08.260	49.745	1:58.005 (1)	66.50		18:33:33.708
5 -	1:08.450	50.103	1:58.553 (2)	66.19	0.548	18:35:32.261
6 -	1:10.445	49.755	2:00.200	65.29	2.195	18:37:32.461

P9 17 Upto		WALTERS / THOMAS		Belas HONDA CB750 - Team Walters And Thomas Sidecar raci		
IDEAL LAP TIME : 2:01.832		BEST LAP TIME : 2:03.081		DIFFERENCE : 1.249		
LAP	SECTOR 1	SECTOR 2	LAP TIME	MPH	DIFF	TIME OF DAY
1 -		52.850	2:13.170	58.93	10.089	18:27:42.966
2 -	1:12.120	53.157	2:05.277	62.64	2.196	18:29:48.243
3 -	1:12.458	53.693	2:06.151	62.21	3.070	18:31:54.394
4 -	1:11.493	51.588	2:03.081 (1)	63.76		18:33:57.475
5 -	1:10.244	52.900	2:03.144 (2)	63.73	0.063	18:36:00.619
6 -	1:11.350	53.544	2:04.894 (3)	62.83	1.813	18:38:05.513

P10 197 Upto		DAWSON / CRACKNELL		Bellas BMW 750 - Spicers Auctioneers and Valuers		
IDEAL LAP TIME : 2:03.099		BEST LAP TIME : 2:03.410		DIFFERENCE : 0.311		
LAP	SECTOR 1	SECTOR 2	LAP TIME	MPH	DIFF	TIME OF DAY
1 -		52.528	2:10.625	60.08	7.215	18:27:40.421
2 -	1:10.571	52.839	2:03.410 (1)	63.59		18:29:43.831
3 -	1:11.976	53.062	2:05.038 (2)	62.76	1.628	18:31:48.869
4 -	1:13.074	53.468	2:06.542	62.01	3.132	18:33:55.411
5 -	1:11.405	53.656	2:05.061 (3)	62.75	1.651	18:36:00.472
6 -	1:11.273	54.313	2:05.586	62.49	2.176	18:38:06.058

P11 62 Upto		SCHOONDERBEEK / VAN DEN BOR		Triumph Trident -		
IDEAL LAP TIME : 2:03.674		BEST LAP TIME : 2:03.679		DIFFERENCE : 0.005		
LAP	SECTOR 1	SECTOR 2	LAP TIME	MPH	DIFF	TIME OF DAY
1 -		54.323	2:17.599	57.03	13.920	18:27:47.395
2 -	1:12.847	53.821	2:06.668	61.95	2.989	18:29:54.063
3 -	1:12.911	54.031	2:06.942	61.82	3.263	18:32:01.005
4 -	1:12.474	52.597	2:05.071 (3)	62.74	1.392	18:34:06.076
5 -	1:11.468	52.483	2:03.951 (2)	63.31	0.272	18:36:10.027
6 -	1:11.191	52.488	2:03.679 (1)	63.45		18:38:13.706

P12 77 Over		WORTHINGTON / TODD		Yamaha Xs 998Cc TERRY MEAD -		
IDEAL LAP TIME : 2:07.014		BEST LAP TIME : 2:07.750		DIFFERENCE : 0.736		
LAP	SECTOR 1	SECTOR 2	LAP TIME	MPH	DIFF	TIME OF DAY
1 -		53.970	2:13.679	58.70	5.929	18:27:43.475
2 -	1:13.728	54.115	2:07.843 (2)	61.38	0.093	18:29:51.318
3 -	1:14.976	54.069	2:09.045	60.81	1.295	18:32:00.363
4 -	1:14.464	53.286	2:07.750 (1)	61.43		18:34:08.113
5 -	1:14.660	53.787	2:08.447	61.09	0.697	18:36:16.560
6 -	1:14.552	53.610	2:08.162 (3)	61.23	0.412	18:38:24.722

International Sidecar Revival Meeting 2023

Camathias Cup Sidecars

RACE 12 - SECTOR ANALYSIS



SECTOR 1 = FL to I1, SECTOR 2 = I1 to FL, DIFF = Difference To Personal Best Lap, P = Crossed Finish Line in Pit Lane, D = Time Disallowed

P13 55 Over		SIRRELL / WALL		BMW 1000 -		
IDEAL LAP TIME : 2:10.529		BEST LAP TIME : 2:10.607		DIFFERENCE : 0.078		
LAP	SECTOR 1	SECTOR 2	LAP TIME	MPH	DIFF	TIME OF DAY
1 -		54.624	2:17.371	57.13	6.764	18:27:47.167
2 -	1:15.905	54.702	2:10.607 (1)	60.08		18:29:57.774
3 -	1:17.011	55.717	2:12.728	59.12	2.121	18:32:10.502
4 -	1:17.415	55.927	2:13.342	58.85	2.735	18:34:23.844
5 -	1:17.477	54.679	2:12.156 (2)	59.38	1.549	18:36:36.000
6 -	1:17.161	55.082	2:12.243 (3)	59.34	1.636	18:38:48.243

P14 67 Upto		WARNER / DAWKINS		BMW MRE 750 16 INCH CLASSIC -		
IDEAL LAP TIME : 2:10.548		BEST LAP TIME : 2:11.097		DIFFERENCE : 0.423		
LAP	SECTOR 1	SECTOR 2	LAP TIME	MPH	DIFF	TIME OF DAY
1 -		56.621	2:21.389	55.50	10.418	18:27:51.185
2 -	1:16.343	57.711	2:14.054	58.54	3.083	18:30:05.239
3 -	1:17.719	55.152	2:12.871	59.06	1.900	18:32:18.110
4 -	1:16.233	55.586	2:11.819 (3)	59.53	0.848	18:34:29.929
5 -	1:15.396	56.164	2:11.560 (2)	59.65	0.589	18:36:41.489
6 -	1:15.457	55.514	2:10.971 (1)	59.92		18:38:52.460

P15 64 Upto		CHRISTIAN / HARDISTY		Norton CAMMANDO -		
IDEAL LAP TIME : 2:10.870		BEST LAP TIME : 2:11.097		DIFFERENCE : 0.227		
LAP	SECTOR 1	SECTOR 2	LAP TIME	MPH	DIFF	TIME OF DAY
1 -		56.204	2:21.525	55.45	10.428	18:27:51.321
2 -	1:16.736	57.091	2:13.827	58.64	2.730	18:30:05.148
3 -	1:17.271	54.899	2:12.170 (3)	59.37	1.073	18:32:17.318
4 -	1:17.980	54.974	2:12.954	59.02	1.857	18:34:30.272
5 -	1:15.971	55.627	2:11.598 (2)	59.63	0.501	18:36:41.870
6 -	1:16.037	55.060	2:11.097 (1)	59.86		18:38:52.967

P16 99 Upto		DEDMAN / LANGFORD		Norton DOMINATOR -		
IDEAL LAP TIME : 2:24.106		BEST LAP TIME : 2:24.578		DIFFERENCE : 0.472		
LAP	SECTOR 1	SECTOR 2	LAP TIME	MPH	DIFF	TIME OF DAY
1 -		1:01.524	2:32.079	51.60	7.501	18:28:01.875
2 -	1:22.768	1:01.958	2:24.726 (2)	54.22	0.148	18:30:26.601
3 -	1:25.230	1:01.890	2:27.120	53.34	2.542	18:32:53.721
4 -	1:24.172	1:01.780	2:25.952 (3)	53.77	1.374	18:35:19.673
5 -	1:23.240	1:01.338	2:24.578 (1)	54.28		18:37:44.251

P17 93 Upto		ASTLEY / ALLMAN		Norton Manx -		
IDEAL LAP TIME : 2:30.588		BEST LAP TIME : 2:31.203		DIFFERENCE : 0.615		
LAP	SECTOR 1	SECTOR 2	LAP TIME	MPH	DIFF	TIME OF DAY
1 -		1:03.853	2:44.767	47.63	13.564	18:28:14.563
2 -	1:30.870	1:03.424	2:34.294 (2)	50.86	3.091	18:30:48.857
3 -	1:32.378	1:04.243	2:36.621 (3)	50.10	5.418	18:33:25.478
4 -	1:27.164	1:04.039	2:31.203 (1)	51.90		18:35:56.681

P18 11 Over		COX / SHARPE		Komnik MINI COOPER -		
IDEAL LAP TIME : 2:15.470		BEST LAP TIME : 2:17.207		DIFFERENCE : 1.737		
LAP	SECTOR 1	SECTOR 2	LAP TIME	MPH	DIFF	TIME OF DAY
1 -		56.640	2:24.438	54.33	7.231	18:27:54.234
2 -	1:18.830	58.377	2:17.207 (1)	57.19		18:30:11.441

P19 71 Upto		BANISTER / MOATE		Triumph THUNDERBIRD -		
IDEAL LAP TIME :		BEST LAP TIME :		DIFFERENCE :		
LAP	SECTOR 1	SECTOR 2	LAP TIME	MPH	DIFF	TIME OF DAY
1 -		1:07.124	2:51.639	45.72		18:28:21.435

International Sidecar Revival Meeting 2023

Camathias Cup Sidecars

RACE 12 - BEST SECTORS

SECTOR 1			SECTOR 2			IDEAL / BEST COMPARISON						
POS	NO	NAME	TIME	NO	NAME	TIME	POS	NO	NAME	IDEAL	BEST	DIFF
1	9	CLARKE / JOHNSON	1:00.888	9	CLARKE / JOHNSON	45.329	1	9	CLARKE / JOHNSON	1:46.217	1:46.399	0.182
2	147	D. LISSAMAN / F. LISSAMAN	1:05.386	8	PERKINS / NICKELS	47.980	2	147	D. LISSAMAN / F. LIS	1:54.054	1:54.054	0.000
3	54	QUIRK / SMITH	1:05.403	24	THIRKELL / MORALEE	48.595	3	8	PERKINS / NICKELS	1:54.091	1:54.091	0.000
4	56	VERMEULEN / HAHN	1:05.904	147	D. LISSAMAN / F. LISSAMAN	48.668	4	54	QUIRK / SMITH	1:54.174	1:54.200	0.026
5	8	PERKINS / NICKELS	1:06.111	56	VERMEULEN / HAHN	48.738	5	56	VERMEULEN / HAHN	1:54.642	1:54.642	0.000
6	24	THIRKELL / MORALEE	1:07.335	54	QUIRK / SMITH	48.771	6	24	THIRKELL / MORALEE	1:55.930	1:56.443	0.513
7	66	NOEL / SACCHETTINI	1:08.260	35	REEVES / VISSENBERG	49.651	7	66	NOEL / SACCHETTINI	1:58.005	1:58.005	0.000
8	35	REEVES / VISSENBERG	1:08.717	66	NOEL / SACCHETTINI	49.745	8	35	REEVES / VISSENBE	1:58.368	1:58.456	0.088
9	17	WALTERS / THOMAS	1:10.244	17	WALTERS / THOMAS	51.588	9	17	WALTERS / THOMAS	2:01.832	2:03.081	1.249
10	197	DAWSON / CRACKNELL	1:10.571	62	SCHOONDERBEEK / VAN DEN	52.483	10	197	DAWSON / CRACKNE	2:03.099	2:03.410	0.311
11	62	SCHOONDERBEEK / VAN DEN	1:11.191	197	DAWSON / CRACKNELL	52.528	11	62	SCHOONDERBEEK /	2:03.674	2:03.679	0.005
12	77	WORTHINGTON / TODD	1:13.728	77	WORTHINGTON / TODD	53.286	12	77	WORTHINGTON / TO	2:07.014	2:07.750	0.736
13	67	WARNER / DAWKINS	1:15.396	55	SIRRELL / WALL	54.624	13	55	SIRRELL / WALL	2:10.529	2:10.607	0.078
14	55	SIRRELL / WALL	1:15.905	64	CHRISTIAN / HARDISTY	54.899	14	67	WARNER / DAWKINS	2:10.548	2:10.971	0.423
15	64	CHRISTIAN / HARDISTY	1:15.971	67	WARNER / DAWKINS	55.152	15	64	CHRISTIAN / HARDIS	2:10.870	2:11.097	0.227
16	11	COX / SHARPE	1:18.830	11	COX / SHARPE	56.640	16	11	COX / SHARPE	2:15.470	2:17.207	1.737
17	99	DEDMAN / LANGFORD	1:22.768	99	DEDMAN / LANGFORD	1:01.338	17	99	DEDMAN / LANGFOR	2:24.106	2:24.578	0.472
18	93	ASTLEY / ALLMAN	1:27.164	93	ASTLEY / ALLMAN	1:03.424	18	93	ASTLEY / ALLMAN	2:30.588	2:31.203	0.615
19				71	BANISTER / MOATE	1:07.124	19	71	BANISTER / MOATE			

International Sidecar Revival Meeting 2023

Camathias Cup Sidecars

RACE 12 - STATISTICS

Competitors Started 19
Planned Start 2023-08-05 @ 18:05:00.000
Actual Start 2023-08-05 @ 18:25:29.795
Finish Time 2023-08-05 @ 18:36:42.093
Track Length 2.1800mi.
Total Laps 102
Total Distance Covered 222.3619mi.

Session Fastest Lap History

NO	CL	NAME	LAP TIME	TIME OF DAY	LAP	VEHICLE
54	Over	QUIRK / SMITH	1:55.138	18:29:27.348	2	Bellas VINCENT
9	Over	CLARKE / JOHNSON	1:55.087	18:29:27.476	2	KCR BMW - MOORESPEED
9	Over	CLARKE / JOHNSON	1:49.322	18:31:16.796	3	KCR BMW - MOORESPEED
9	Over	CLARKE / JOHNSON	1:46.508	18:33:03.303	4	KCR BMW - MOORESPEED
9	Over	CLARKE / JOHNSON	1:46.399	18:34:49.703	5	KCR BMW - MOORESPEED

Session Leader History

NO	CL	NAME	FROM LAP	LAPS LED	DISTANCE	VEHICLE
147	Over	D. LISSAMAN / F. LISSAMAN	1	1	2.18 miles	JPR BMW
54	Over	QUIRK / SMITH	2	1	2.18 miles	Bellas VINCENT
9	Over	CLARKE / JOHNSON	3	4	8.72 miles	KCR BMW - MOORESPEED

Flag History

TYPE	TIME OF DAY
GREEN	18:25:29.795
FINISH	18:36:42.093

Flag Statistics

TYPE	COUNT	TOTAL LAPS	TOTAL TIME
Green	1	6	13:43.770
Red	0	0	0.000
Safety Car	0	0	0.000
FCY	0	0	0.000

International Sidecar Revival Meeting 2023

Camathias Cup Sidecars

RACE 12 - STATISTICS

CLASS : Over

10 Starters

Fastest Lap History

NO	NAME	LAP TIME	TIME OF DAY	LAP	VEHICLE
54	QUIRK / SMITH	1:55.138	18:29:27.348	2	Bellas VINCENT
9	CLARKE / JOHNSON	1:55.087	18:29:27.476	2	KCR BMW - MOORESPEED
9	CLARKE / JOHNSON	1:49.322	18:31:16.796	3	KCR BMW - MOORESPEED
9	CLARKE / JOHNSON	1:46.508	18:33:03.303	4	KCR BMW - MOORESPEED
9	CLARKE / JOHNSON	1:46.399	18:34:49.703	5	KCR BMW - MOORESPEED

Leader History

NO	NAME	FROM LAP	LAPS LED	DISTANCE	VEHICLE
147	D. LISSAMAN / F. LISSAMAN	1	1	2.18 miles	JPR BMW
54	QUIRK / SMITH	2	1	2.18 miles	Bellas VINCENT
9	CLARKE / JOHNSON	3	4	8.72 miles	KCR BMW - MOORESPEED

International Sidecar Revival Meeting 2023

Camathias Cup Sidecars

RACE 12 - STATISTICS

CLASS : Upto

9 Starters

Fastest Lap History

NO	NAME	LAP TIME	TIME OF DAY	LAP	VEHICLE
56	VERMEULEN / HAHN	1:59.464	18:29:35.845	2	Triumph BONNEVILLE
56	VERMEULEN / HAHN	1:58.288	18:31:34.145	3	Triumph BONNEVILLE
56	VERMEULEN / HAHN	1:54.642	18:33:28.788	4	Triumph BONNEVILLE


Leader History

NO	NAME	FROM LAP	LAPS LED	DISTANCE	VEHICLE
56	VERMEULEN / HAHN	1	6	13.08 miles	Triumph BONNEVILLE

International Sidecar Revival Meeting 2023

Camathias Cup Sidecars

RACE 8 - GRID (8 Laps)

ROW 12	23	118	G. TAPSELL / I. TAPSELL									
ROW 11	21	71	BANISTER / MOATE	22	5	A. LEWIS / P. LEWIS						
ROW 10			2:31.203	19	93	ASTLEY / ALLMAN	20	13	EDMONDSON / PRENTICE			
ROW 9			2:17.207	17	11	COX / SHARPE			2:24.578	18	99	DEDMAN / LANGFORD
ROW 8			2:10.971	15	67	WARNER / DAWKINS			2:11.097	16	64	CHRISTIAN / HARDISTY
ROW 7				13	46	NOURISH / LEEFLANG			2:10.607	14	55	SIRRELL / WALL
ROW 6			2:03.679	11	62	SCHOONDERBEEK / VAN DEN BOR			2:07.750	12	77	WORTHINGTON / TODD
ROW 5			2:03.081	9	17	WALTERS / THOMAS			2:03.410	10	197	DAWSON / CRACKNELL
ROW 4			1:58.005	7	66	NOEL / SACCHETTINI			1:58.456	8	35	REEVES / VISSENBERG
ROW 3			1:54.642	5	56	VERMEULEN / HAHN			1:56.443	6	24	THIRKELL / MORALEE
ROW 2			1:54.091	3	8	PERKINS / NICKELS			1:54.200	4	54	QUIRK / SMITH
ROW 1			1:46.399	1	9	CLARKE / JOHNSON			1:54.054	2	147	D. LISSAMAN / F. LISSAMAN
Pole												
												

Cadwell Park: 2.1800 miles

These results are provisional until the conclusion of any judicial and technical matters.

Clerk Of Course :

Stewards :

Timekeeper :

Craig Smith

Results can be found at www.tsl-timing.com

Printed - 18:41 Saturday, 05 August 2023



International Sidecar Revival Meeting 2023

Camathias Cup Sidecars

RACE 8 - CLASSIFICATION

POS	NO	CL	PIC NAME	ENTRY	LAPS	TIME	GAP	DIFF	MPH	BEST	ON
1	9	Over	1 CLARKE / JOHNSON	KCR BMW - MOORESPEED - Eddys Moto	7	14:39.490			62.46	2:00.718	7
2	56	Upto	1 VERMEULEN / HAHN	Triumph BONNEVILLE -	7	15:13.221	33.731	33.731	60.15	2:06.181	7
3	24	Over	2 THIRKELL / MORALEE	BMW MRE -	7	15:24.621	45.131	11.400	59.41	2:09.971	7
4	35	Over	3 REEVES / VISSENBERG	Windel WESLAKE - Reeves Water Services	7	15:42.197	1:02.707	17.576	58.30	2:09.322	6
5	197	Upto	2 DAWSON / CRACKNELL	Bellas BMW 750 - Spicers Auctioneers and Valuers	7	15:55.530	1:16.040	13.333	57.49	2:10.933	7
6	17	Upto	3 WALTERS / THOMAS	Belas HONDA CB750 - Team Walters And Thomas	7	15:56.213	1:16.723	0.683	57.45	2:12.302	7
7	66	Over	4 NOEL / SACCHETTINI	MRE BMW -	7	15:57.047	1:17.557	0.834	57.40	2:11.534	7
8	77	Over	5 WORTHINGTON / TODD	Yamaha Xs 998Cc TERRY MEAD -	7	16:03.116	1:23.626	6.069	57.04	2:13.401	6
9	147*	Over	6 D. LISSAMAN / F. LISSAMAN	JPR BMW -	7	16:09.314	1:29.824	6.198	56.67	2:08.919	7
10	8	Over	7 PERKINS / NICKELS	Outfit SIDECAR - Pocket 2019	7	16:17.292	1:37.802	7.978	56.21	2:16.690	4
11	62	Upto	4 SCHOONDERBEEK / VAN DEN BOR	Triumph Trident -	6	14:48.538	1 Lap	1 Lap	52.99	2:21.831	6
12	64	Upto	5 CHRISTIAN / HARDISTY	Norton CAMMANDO -	6	14:53.709	1 Lap	5.171	52.68	2:23.244	6
13	11	Over	8 COX / SHARPE	Komnik MINI COOPER -	6	15:11.205	1 Lap	17.496	51.67	2:28.644	4
14	99	Upto	6 DEDMAN / LANGFORD	Norton DOMINATOR -	6	16:16.197	1 Lap	1:04.992	48.23	2:33.598	6

NOT CLASSIFIED

DNF	46	Over	NOURISH / LEEFLANG	Nourish WESLAKE - dave nourish	3	6:57.052	4 Laps	3 Laps	56.45	2:15.976	2
DNF	67	Upto	WARNER / DAWKINS	BMW MRE 750 16 INCH CLASSIC -	2	5:02.263	5 Laps	1 Lap	51.92	2:28.224	2
DNF	13	Upto	EDMONDSON / PRENTICE	Crick BMW - Stan Stephens Tuning	2	5:03.027	5 Laps	0.764	51.79	2:24.660	2
DNF	55	Over	SIRRELL / WALL	BMW 1000 -	2	5:13.592	5 Laps	10.565	50.05	2:39.239	2
DNF	71	Upto	BANISTER / MOATE	Triumph THUNDERBIRD -	2	6:04.790	5 Laps	51.198	43.02	3:00.513	2

NOT STARTED

NS 93 Upto ASTLEY / ALLMAN Norton Manx -

FASTEST LAP

9	Over	CLARKE / JOHNSON	KCR BMW - MOORESPEED - Eddys Moto	7	2:00.718	65.01 mph	104.62 kph
56	Upto	VERMEULEN / HAHN	Triumph BONNEVILLE -	7	2:06.181	62.19 mph	100.09 kph

* Outfit 147 - 10 second penalty applied for a Yellow flag infringement

Class Over - 92.5% of Race Speed = 57.77 mph

Class Upto - 92.5% of Race Speed = 55.63 mph

Weather / Track : Cloudy / Wet

These results are provisional until the conclusion of any judicial and technical matters.

Race Distance: 7 Laps / 15.26 miles

Cadwell Park: 2.1800 miles

Date: 06/08/2023 Start: 12:26 Finish: 12:41

Clerk Of Course :

Stewards :

Timekeeper :

Craig Smith

Results can be found at www.tsl-timing.com

Printed - 12:43 Sunday, 06 August 2023



International Sidecar Revival Meeting 2023

Camathias Cup Sidecars

RACE 8 - LAP CHART

LAP 1 @ 12:28:52.964

NO	BEHIND	LAP TIME
9		2:16.527
24	0.691	2:17.218
35	2.408	2:18.935
66	3.867	2:20.394
56	4.267	2:20.794
46	7.143	2:23.670
8	8.455	2:24.982
197	9.723	2:26.250
77	11.046	2:27.573
17	11.724	2:28.251
147	15.992	2:32.519
67	17.512	2:34.039
55	17.826	2:34.353
62	21.543	2:38.070
13	21.840	2:38.367
11	22.576	2:39.103
64	23.814	2:40.341
99	39.500	2:56.027
71	47.750	3:04.277

LAP 2 @ 12:30:58.535

NO	BEHIND	LAP TIME
9		2:05.571
24	7.351	2:12.231
56	9.976	2:11.280
46	17.548	2:15.976
197	22.484	2:18.332
17	23.241	2:17.088
8	23.600	2:20.716
77	24.770	2:19.295
147	25.122	2:14.701
35	25.377	2:28.540
66	26.355	2:28.059
67	40.165	2:28.224
13	40.929	2:24.660
62	48.333	2:32.361
64	48.989	2:30.746
11	49.332	2:32.327
55	51.494	2:39.239
99	1:17.826	2:43.897
71	1:42.692	3:00.513

LAP 3 @ 12:33:02.608

NO	BEHIND	LAP TIME
9		2:04.073
24	15.430	2:12.152
56	16.293	2:10.390
46	30.881	2:17.406
35	34.798	2:13.494
197	35.599	2:17.188
17	36.287	2:17.119
8	36.739	2:17.212
147	36.916	2:15.867
66	38.274	2:15.992
77	39.209	2:18.512
62	1:12.712	2:28.452
64	1:14.138	2:29.222
11	1:14.764	2:29.505
99	1:58.959	2:45.206

LAP 4 @ 12:35:07.980

NO	BEHIND	LAP TIME
9		2:05.372
56	21.389	2:10.468
24	22.454	2:12.396
35	41.219	2:11.793
17	43.921	2:13.006
147	44.307	2:12.763
197	47.550	2:17.323
8	48.057	2:16.690
66	49.133	2:16.231
77	50.389	2:16.552
62	1:32.013	2:24.673
64	1:35.279	2:26.513
11	1:38.036	2:28.644

LAP 5 @ 12:37:12.593

NO	BEHIND	LAP TIME
9		2:04.613
56	24.166	2:07.390
99	1 Lap	2:38.825
24	28.494	2:10.653
35	46.999	2:10.393
17	54.317	2:15.009
197	55.942	2:13.005
66	57.687	2:13.167
77	59.896	2:14.120
8	1:02.216	2:18.772
147	1:03.173	2:23.479
62	1:50.551	2:23.151
64	1:54.309	2:23.643

LAP 6 @ 12:39:15.209

NO	BEHIND	LAP TIME
9		2:02.616
11	1 Lap	2:30.529
56	28.268	2:06.718
24	35.878	2:10.000
35	53.705	2:09.322
99	1 Lap	2:38.644
17	1:05.139	2:13.438
197	1:05.825	2:12.499
66	1:06.741	2:11.670
77	1:10.681	2:13.401
147	1:11.623	2:11.066
8	1:17.403	2:17.803

LAP 7 @ 12:41:15.927

NO	BEHIND	LAP TIME
9		2:00.718
62	1 Lap	2:21.831
64	1 Lap	2:23.244
11	1 Lap	2:31.097
56	33.731	2:06.181
24	45.131	2:09.971
35	1:02.707	2:09.720
197	1:16.040	2:10.933
17	1:16.723	2:12.302
66	1:17.557	2:11.534
147	1:19.824	2:08.919
77	1:23.626	2:13.663
99	1 Lap	2:33.598
8	1:37.802	2:21.117

Weather / Track : Cloudy / Wet

Results can be found at www.tsl-timing.com

Cadwell Park: 2.1800 miles
Date: 06/08/2023 Start: 12:26 Finish: 12:41

Printed - 12:43 Sunday, 06 August 2023

International Sidecar Revival Meeting 2023

Camathias Cup Sidecars

RACE 8 - POSITION CHART

No	Name	Lap							
		Pos	1	2	3	4	5	6	7
9	CLARKE / JOHNSON	1	9	9	9	9	9	9	9
147	D. LISSAMAN / F. LISS	2	24	24	24	56	56	56	56
8	PERKINS / NICKELS	3	35	56	56	24	24	24	24
56	VERMEULEN / HAHN	4	66	46	46	35	35	35	35
24	THIRKELL / MORALEE	5	56	197	35	17	17	17	197
66	NOEL / SACCHETTINI	6	46	17	197	147	197	197	17
35	REEVES / VISSENBER	7	8	8	17	197	66	66	66
17	WALTERS / THOMAS	8	197	77	8	8	77	77	147
197	DAWSON / CRACKNEL	9	77	147	147	66	8	147	77
62	SCHOONDERBEEK / V	10	17	35	66	77	147	8	8
77	WORTHINGTON / TOD	11	147	66	77	62	62	62	
46	NOURISH / LEEFLANG	12	67	67	62	64	64	64	
55	SIRRELL / WALL	13	55	13	64	11	11	11	
67	WARNER / DAWKINS	14	62	62	11	99	99	99	
64	CHRISTIAN / HARDIST	15	13	64	99				
11	COX / SHARPE	16	11	11					
99	DEDMAN / LANGFORD	17	64	55					
93	ASTLEY / ALLMAN	18	99	99					
13	EDMONDSON / PRENT	19	71	71					
71	BANISTER / MOATE	20							

International Sidecar Revival Meeting 2023

Camathias Cup Sidecars

RACE 8 - SECTOR ANALYSIS



SECTOR 1 = FL to I1, SECTOR 2 = I1 to FL, DIFF = Difference To Personal Best Lap, P = Crossed Finish Line in Pit Lane, D = Time Disallowed

P1		9 Over		CLARKE / JOHNSON		KCR BMW - MOORESPEED - Eddys Moto	
IDEAL LAP TIME : 2:00.597		BEST LAP TIME : 2:00.718		DIFFERENCE : 0.121			
LAP	SECTOR 1	SECTOR 2	LAP TIME	MPH	DIFF	TIME OF DAY	
1 -		55.051	2:16.527	57.48	15.809	12:28:52.964	
2 -	1:12.231	53.340	2:05.571	62.49	4.853	12:30:58.535	
3 -	1:11.184	52.889	2:04.073 (3)	63.25	3.355	12:33:02.608	
4 -	1:12.052	53.320	2:05.372	62.59	4.654	12:35:07.980	
5 -	1:11.099	53.514	2:04.613	62.97	3.895	12:37:12.593	
6 -	1:08.849	53.767	2:02.616 (2)	64.00	1.898	12:39:15.209	
7 -	1:07.708	53.010	2:00.718 (1)	65.01		12:41:15.927	

P2		56 Upto		VERMEULEN / HAHN		Triumph BONNEVILLE -	
IDEAL LAP TIME : 2:06.181		BEST LAP TIME : 2:06.181		DIFFERENCE : 0.000			
LAP	SECTOR 1	SECTOR 2	LAP TIME	MPH	DIFF	TIME OF DAY	
1 -		57.140	2:20.794	55.74	14.613	12:28:57.231	
2 -	1:15.367	55.913	2:11.280	59.78	5.099	12:31:08.511	
3 -	1:14.289	56.101	2:10.390	60.18	4.209	12:33:18.901	
4 -	1:14.623	55.845	2:10.468	60.15	4.287	12:35:29.369	
5 -	1:13.121	54.269	2:07.390 (3)	61.60	1.209	12:37:36.759	
6 -	1:12.587	54.131	2:06.718 (2)	61.93	0.537	12:39:43.477	
7 -	1:12.506	53.675	2:06.181 (1)	62.19		12:41:49.658	

P3		24 Over		THIRKELL / MORALEE		BMW MRE -	
IDEAL LAP TIME : 2:09.389		BEST LAP TIME : 2:09.971		DIFFERENCE : 0.582			
LAP	SECTOR 1	SECTOR 2	LAP TIME	MPH	DIFF	TIME OF DAY	
1 -		56.210	2:17.218	57.19	7.247	12:28:53.655	
2 -	1:15.875	56.356	2:12.231	59.35	2.260	12:31:05.886	
3 -	1:16.235	55.917	2:12.152	59.38	2.181	12:33:18.038	
4 -	1:15.109	57.287	2:12.396	59.27	2.425	12:35:30.434	
5 -	1:16.183	54.470	2:10.653 (3)	60.06	0.682	12:37:41.087	
6 -	1:15.491	54.509	2:10.000 (2)	60.36	0.029	12:39:51.087	
7 -	1:15.691	54.280	2:09.971 (1)	60.38		12:42:01.058	

P4		35 Over		REEVES / VISSENBERG		Windel WESLAKE - Reeves Water Services	
IDEAL LAP TIME : 2:09.322		BEST LAP TIME : 2:09.322		DIFFERENCE : 0.000			
LAP	SECTOR 1	SECTOR 2	LAP TIME	MPH	DIFF	TIME OF DAY	
1 -		56.057	2:18.935	56.48	9.613	12:28:55.372	
2 -	1:15.591	1:12.949	2:28.540	52.83	19.218	12:31:23.912	
3 -	1:16.777	56.717	2:13.494	58.78	4.172	12:33:37.406	
4 -	1:16.043	55.750	2:11.793	59.54	2.471	12:35:49.199	
5 -	1:15.777	54.616	2:10.393 (3)	60.18	1.071	12:37:59.592	
6 -	1:14.767	54.555	2:09.322 (1)	60.68		12:40:08.914	
7 -	1:14.802	54.918	2:09.720 (2)	60.50	0.398	12:42:18.634	

P5		197 Upto		DAWSON / CRACKNELL		Bellas BMW 750 - Spicers Auctioneers and Valuers	
IDEAL LAP TIME : 2:10.933		BEST LAP TIME : 2:10.933		DIFFERENCE : 0.000			
LAP	SECTOR 1	SECTOR 2	LAP TIME	MPH	DIFF	TIME OF DAY	
1 -		58.889	2:26.250	53.66	15.317	12:29:02.687	
2 -	1:18.812	59.520	2:18.332	56.73	7.399	12:31:21.019	
3 -	1:17.900	59.288	2:17.188	57.20	6.255	12:33:38.207	
4 -	1:18.895	58.428	2:17.323	57.15	6.390	12:35:55.530	
5 -	1:15.691	57.314	2:13.005 (3)	59.00	2.072	12:38:08.535	
6 -	1:15.899	56.600	2:12.499 (2)	59.23	1.566	12:40:21.034	
7 -	1:14.508	56.425	2:10.933 (1)	59.93		12:42:31.967	

International Sidecar Revival Meeting 2023

Camathias Cup Sidecars

RACE 8 - SECTOR ANALYSIS



SECTOR 1 = FL to I1, SECTOR 2 = I1 to FL, DIFF = Difference To Personal Best Lap, P = Crossed Finish Line in Pit Lane, D = Time Disallowed

P6 17 Upto		WALTERS / THOMAS		Belas HONDA CB750 - Team Walters And Thomas Sidecar raci		
IDEAL LAP TIME : 2:12.302		BEST LAP TIME : 2:12.302		DIFFERENCE : 0.000		
LAP	SECTOR 1	SECTOR 2	LAP TIME	MPH	DIFF	TIME OF DAY
1 -		59.867	2:28.251	52.93	15.949	12:29:04.688
2 -	1:18.710	58.378	2:17.088	57.24	4.786	12:31:21.776
3 -	1:17.612	59.507	2:17.119	57.23	4.817	12:33:38.895
4 -	1:16.549	56.457	2:13.006 (2)	59.00	0.704	12:35:51.901
5 -	1:17.834	57.175	2:15.009	58.12	2.707	12:38:06.910
6 -	1:16.889	56.549	2:13.438 (3)	58.81	1.136	12:40:20.348
7 -	1:15.989	56.313	2:12.302 (1)	59.31		12:42:32.650

P7 66 Over		NOEL / SACCHETTINI		MRE BMW -		
IDEAL LAP TIME : 2:11.534		BEST LAP TIME : 2:11.534		DIFFERENCE : 0.000		
LAP	SECTOR 1	SECTOR 2	LAP TIME	MPH	DIFF	TIME OF DAY
1 -		57.061	2:20.394	55.90	8.860	12:28:56.831
2 -	1:17.581	1:10.478	2:28.059	53.00	16.525	12:31:24.890
3 -	1:17.690	58.302	2:15.992	57.70	4.458	12:33:40.882
4 -	1:17.664	58.567	2:16.231	57.60	4.697	12:35:57.113
5 -	1:16.326	56.841	2:13.167 (3)	58.93	1.633	12:38:10.280
6 -	1:14.835	56.835	2:11.670 (2)	59.60	0.136	12:40:21.950
7 -	1:14.752	56.782	2:11.534 (1)	59.66		12:42:33.484

P8 77 Over		WORTHINGTON / TODD		Yamaha Xs 998Cc TERRY MEAD -		
IDEAL LAP TIME : 2:13.401		BEST LAP TIME : 2:13.401		DIFFERENCE : 0.000		
LAP	SECTOR 1	SECTOR 2	LAP TIME	MPH	DIFF	TIME OF DAY
1 -		59.188	2:27.573	53.18	14.172	12:29:04.010
2 -	1:20.112	59.183	2:19.295	56.34	5.894	12:31:23.305
3 -	1:19.918	58.594	2:18.512	56.65	5.111	12:33:41.817
4 -	1:18.389	58.163	2:16.552	57.47	3.151	12:35:58.369
5 -	1:17.513	56.607	2:14.120 (3)	58.51	0.719	12:38:12.489
6 -	1:16.859	56.542	2:13.401 (1)	58.83		12:40:25.890
7 -	1:17.100	56.563	2:13.663 (2)	58.71	0.262	12:42:39.553

P9 147 Over		D. LISSAMAN / F. LISSAMAN		JPR BMW -		
IDEAL LAP TIME : 2:08.919		BEST LAP TIME : 2:08.919		DIFFERENCE : 0.000		
LAP	SECTOR 1	SECTOR 2	LAP TIME	MPH	DIFF	TIME OF DAY
1 -		59.948	2:32.519	51.45	23.600	12:29:08.956
2 -	1:16.961	57.740	2:14.701	58.26	5.782	12:31:23.657
3 -	1:18.142	57.725	2:15.867	57.76	6.948	12:33:39.524
4 -	1:17.016	55.747	2:12.763 (3)	59.11	3.844	12:35:52.287
5 -	1:27.987	55.492	2:23.479	54.69	14.560	12:38:15.766
6 -	1:15.733	55.333	2:11.066 (2)	59.87	2.147	12:40:26.832
7 -	1:14.328	54.591	2:08.919 (1)	60.87		12:42:35.751

P10 8 Over		PERKINS / NICKELS		Outfit SIDECAR - Pocket 2019		
IDEAL LAP TIME : 2:14.923		BEST LAP TIME : 2:16.690		DIFFERENCE : 1.767		
LAP	SECTOR 1	SECTOR 2	LAP TIME	MPH	DIFF	TIME OF DAY
1 -		58.653	2:24.982	54.13	8.292	12:29:01.419
2 -	1:20.599	1:00.117	2:20.716	55.77	4.026	12:31:22.135
3 -	1:18.012	59.200	2:17.212 (2)	57.19	0.522	12:33:39.347
4 -	1:18.808	57.882	2:16.690 (1)	57.41		12:35:56.037
5 -	1:21.861	56.911	2:18.772	56.55	2.082	12:38:14.809
6 -	1:19.876	57.927	2:17.803 (3)	56.95	1.113	12:40:32.612
7 -	1:21.141	59.976	2:21.117	55.61	4.427	12:42:53.729

International Sidecar Revival Meeting 2023

Camathias Cup Sidecars

RACE 8 - SECTOR ANALYSIS



SECTOR 1 = FL to I1, SECTOR 2 = I1 to FL, DIFF = Difference To Personal Best Lap, P = Crossed Finish Line in Pit Lane, D = Time Disallowed

P11 62 Upto		SCHOONDERBEEK / VAN DEN BOR		Triumph Trident -		
IDEAL LAP TIME : 2:21.831		BEST LAP TIME : 2:21.831		DIFFERENCE : 0.000		
LAP	SECTOR 1	SECTOR 2	LAP TIME	MPH	DIFF	TIME OF DAY
1 -		1:03.428	2:38.070	49.64	16.239	12:29:14.507
2 -	1:27.551	1:04.810	2:32.361	51.50	10.530	12:31:46.868
3 -	1:26.017	1:02.435	2:28.452	52.86	6.621	12:34:15.320
4 -	1:22.795	1:01.878	2:24.673 (3)	54.24	2.842	12:36:39.993
5 -	1:22.386	1:00.765	2:23.151 (2)	54.82	1.320	12:39:03.144
6 -	1:21.762	1:00.069	2:21.831 (1)	55.33		12:41:24.975

P12 64 Upto		CHRISTIAN / HARDISTY		Norton CAMMANDO -		
IDEAL LAP TIME : 2:23.244		BEST LAP TIME : 2:23.244		DIFFERENCE : 0.000		
LAP	SECTOR 1	SECTOR 2	LAP TIME	MPH	DIFF	TIME OF DAY
1 -		1:02.334	2:40.341	48.94	17.097	12:29:16.778
2 -	1:26.240	1:04.506	2:30.746	52.06	7.502	12:31:47.524
3 -	1:25.811	1:03.411	2:29.222	52.59	5.978	12:34:16.746
4 -	1:23.642	1:02.871	2:26.513 (3)	53.56	3.269	12:36:43.259
5 -	1:22.593	1:01.050	2:23.643 (2)	54.63	0.399	12:39:06.902
6 -	1:22.561	1:00.683	2:23.244 (1)	54.78		12:41:30.146

P13 11 Over		COX / SHARPE		Komnik MINI COOPER -		
IDEAL LAP TIME : 2:27.387		BEST LAP TIME : 2:28.644		DIFFERENCE : 1.257		
LAP	SECTOR 1	SECTOR 2	LAP TIME	MPH	DIFF	TIME OF DAY
1 -		1:01.768	2:39.103	49.32	10.459	12:29:15.540
2 -	1:29.215	1:03.112	2:32.327	51.52	3.683	12:31:47.867
3 -	1:26.659	1:02.846	2:29.505 (2)	52.49	0.861	12:34:17.372
4 -	1:25.619	1:03.025	2:28.644 (1)	52.79		12:36:46.016
5 -	1:28.175	1:02.354	2:30.529 (3)	52.13	1.885	12:39:16.545
6 -	1:28.207	1:02.890	2:31.097	51.94	2.453	12:41:47.642

P14 99 Upto		DEDMAN / LANGFORD		Norton DOMINATOR -		
IDEAL LAP TIME : 2:33.598		BEST LAP TIME : 2:33.598		DIFFERENCE : 0.000		
LAP	SECTOR 1	SECTOR 2	LAP TIME	MPH	DIFF	TIME OF DAY
1 -		1:08.887	2:56.027	44.58	22.429	12:29:32.464
2 -	1:34.117	1:09.780	2:43.897	47.88	10.299	12:32:16.361
3 -	1:36.413	1:08.793	2:45.206	47.50	11.608	12:35:01.567
4 -	1:32.307	1:06.518	2:38.825 (3)	49.41	5.227	12:37:40.392
5 -	1:31.265	1:07.379	2:38.644 (2)	49.46	5.046	12:40:19.036
6 -	1:28.326	1:05.272	2:33.598 (1)	51.09		12:42:52.634

P15 46 Over		NOURISH / LEEFLANG		Nourish WESLAKE - dave nourish		
IDEAL LAP TIME : 2:14.845		BEST LAP TIME : 2:15.976		DIFFERENCE : 1.131		
LAP	SECTOR 1	SECTOR 2	LAP TIME	MPH	DIFF	TIME OF DAY
1 -		58.234	2:23.670	54.62	7.694	12:29:00.107
2 -	1:16.611	59.365	2:15.976 (1)	57.71		12:31:16.083
3 -	1:18.839	58.567	2:17.406 (2)	57.11	1.430	12:33:33.489

P16 67 Upto		WARNER / DAWKINS		BMW MRE 750 16 INCH CLASSIC -		
IDEAL LAP TIME : 2:26.551		BEST LAP TIME : 2:28.224		DIFFERENCE : 1.673		
LAP	SECTOR 1	SECTOR 2	LAP TIME	MPH	DIFF	TIME OF DAY
1 -		1:02.184	2:34.039	50.94	5.815	12:29:10.476
2 -	1:24.367	1:03.857	2:28.224 (1)	52.94		12:31:38.700

International Sidecar Revival Meeting 2023

Camathias Cup Sidecars

RACE 8 - SECTOR ANALYSIS



SECTOR 1 = FL to I1, SECTOR 2 = I1 to FL, DIFF = Difference To Personal Best Lap, P = Crossed Finish Line in Pit Lane, D = Time Disallowed

P17 13 Upto EDMONDSON / PRENTICE		Crick BMW - Stan Stephens Tuning				
IDEAL LAP TIME : 2:24.286		BEST LAP TIME : 2:24.660		DIFFERENCE : 0.374		
LAP	SECTOR 1	SECTOR 2	LAP TIME	MPH	DIFF	TIME OF DAY
1 -		1:02.372	2:38.367	49.55	13.707	12:29:14.804
2 -	1:21.914	1:02.746	2:24.660 (1)	54.25		12:31:39.464

P18 55 Over SIRRELL / WALL		BMW 1000 -				
IDEAL LAP TIME : 2:26.385		BEST LAP TIME : 2:39.239		DIFFERENCE : 12.854		
LAP	SECTOR 1	SECTOR 2	LAP TIME	MPH	DIFF	TIME OF DAY
1 -		1:01.919	2:34.353	50.84		12:29:10.790
2 -	1:24.466	1:14.773	2:39.239 (1)	49.28		12:31:50.029

P19 71 Upto BANISTER / MOATE		Triumph THUNDERBIRD -				
IDEAL LAP TIME : 2:59.334		BEST LAP TIME : 3:00.513		DIFFERENCE : 1.179		
LAP	SECTOR 1	SECTOR 2	LAP TIME	MPH	DIFF	TIME OF DAY
1 -		1:13.960	3:04.277	42.58	3.764	12:29:40.714
2 -	1:45.936	1:14.577	3:00.513 (1)	43.47		12:32:41.227

International Sidecar Revival Meeting 2023

Camathias Cup Sidecars

RACE 8 - BEST SECTORS

SECTOR 1			SECTOR 2			IDEAL / BEST COMPARISON						
POS	NO	NAME	TIME	NO	NAME	TIME	POS	NO	NAME	IDEAL	BEST	DIFF
									PERFECT LAP	2:00.597		
1	9	CLARKE / JOHNSON	1:07.708	9	CLARKE / JOHNSON	52.889	1	9	CLARKE / JOHNSON	2:00.597	2:00.718	0.121
2	56	VERMEULEN / HAHN	1:12.506	56	VERMEULEN / HAHN	53.675	2	56	VERMEULEN / HAHN	2:06.181	2:06.181	0.000
3	147	D. LISSAMAN / F. LISSAMAN	1:14.328	24	THIRKELL / MORALEE	54.280	3	147	D. LISSAMAN / F. LIS	2:08.919	2:08.919	0.000
4	197	DAWSON / CRACKNELL	1:14.508	35	REEVES / VISSENBERG	54.555	4	35	REEVES / VISSENBE	2:09.322	2:09.322	0.000
5	66	NOEL / SACCHETTINI	1:14.752	147	D. LISSAMAN / F. LISSAMAN	54.591	5	24	THIRKELL / MORALEI	2:09.389	2:09.971	0.582
6	35	REEVES / VISSENBERG	1:14.767	17	WALTERS / THOMAS	56.313	6	197	DAWSON / CRACKNE	2:10.933	2:10.933	0.000
7	24	THIRKELL / MORALEE	1:15.109	197	DAWSON / CRACKNELL	56.425	7	66	NOEL / SACCHETTIN	2:11.534	2:11.534	0.000
8	17	WALTERS / THOMAS	1:15.989	77	WORTHINGTON / TODD	56.542	8	17	WALTERS / THOMAS	2:12.302	2:12.302	0.000
9	46	NOURISH / LEEFLANG	1:16.611	66	NOEL / SACCHETTINI	56.782	9	77	WORTHINGTON / TO	2:13.401	2:13.401	0.000
10	77	WORTHINGTON / TODD	1:16.859	8	PERKINS / NICKELS	56.911	10	46	NOURISH / LEEFLAN	2:14.845	2:15.976	1.131
11	8	PERKINS / NICKELS	1:18.012	46	NOURISH / LEEFLANG	58.234	11	8	PERKINS / NICKELS	2:14.923	2:16.690	1.767
12	62	SCHOONDERBEEK / VAN DEN	1:21.762	62	SCHOONDERBEEK / VAN DEN	1:00.069	12	62	SCHOONDERBEEK /	2:21.831	2:21.831	0.000
13	13	EDMONDSON / PRENTICE	1:21.914	64	CHRISTIAN / HARDISTY	1:00.683	13	64	CHRISTIAN / HARDIS	2:23.244	2:23.244	0.000
14	64	CHRISTIAN / HARDISTY	1:22.561	11	COX / SHARPE	1:01.768	14	13	EDMONDSON / PREN	2:24.286	2:24.660	0.374
15	67	WARNER / DAWKINS	1:24.367	55	SIRRELL / WALL	1:01.919	15	55	SIRRELL / WALL	2:26.385	2:39.239	12.854
16	55	SIRRELL / WALL	1:24.466	67	WARNER / DAWKINS	1:02.184	16	67	WARNER / DAWKINS	2:26.551	2:28.224	1.673
17	11	COX / SHARPE	1:25.619	13	EDMONDSON / PRENTICE	1:02.372	17	11	COX / SHARPE	2:27.387	2:28.644	1.257
18	99	DEDMAN / LANGFORD	1:28.326	99	DEDMAN / LANGFORD	1:05.272	18	99	DEDMAN / LANGFOR	2:33.598	2:33.598	0.000
19	71	BANISTER / MOATE	1:45.374	71	BANISTER / MOATE	1:13.960	19	71	BANISTER / MOATE	2:59.334	3:00.513	1.179

International Sidecar Revival Meeting 2023

Camathias Cup Sidecars

RACE 8 - STATISTICS

Competitors Started 19
Planned Start 2023-08-06 @ 12:25:00.000
Actual Start 2023-08-06 @ 12:26:36.436
Finish Time 2023-08-06 @ 12:41:10.721
Track Length 2.1800mi.
Total Laps 105
Total Distance Covered 228.9019mi.

Session Fastest Lap History

NO	CL	NAME	LAP TIME	TIME OF DAY	LAP	VEHICLE
9	Over	CLARKE / JOHNSON	2:05.571	12:30:58.555	2	KCR BMW - MOORESPEED
9	Over	CLARKE / JOHNSON	2:04.073	12:33:02.629	3	KCR BMW - MOORESPEED
9	Over	CLARKE / JOHNSON	2:02.616	12:39:15.229	6	KCR BMW - MOORESPEED
9	Over	CLARKE / JOHNSON	2:00.718	12:41:15.949	7	KCR BMW - MOORESPEED

Session Leader History

NO	CL	NAME	FROM LAP	LAPS LED	DISTANCE	VEHICLE
9	Over	CLARKE / JOHNSON	1	7	15.26 miles	KCR BMW - MOORESPEED

Flag History

TYPE	TIME OF DAY
GREEN	12:26:36.436
FINISH	12:41:10.721

Flag Statistics

TYPE	COUNT	TOTAL LAPS	TOTAL TIME
Green	1	7	16:21.588
Red	0	0	0.000
Safety Car	0	0	0.000
FCY	0	0	0.000

International Sidecar Revival Meeting 2023

Camathias Cup Sidecars

RACE 8 - STATISTICS

CLASS : Over

10 Starters

Fastest Lap History

NO	NAME	LAP TIME	TIME OF DAY	LAP	VEHICLE
9	CLARKE / JOHNSON	2:05.571	12:30:58.555	2	KCR BMW - MOORESPEED
9	CLARKE / JOHNSON	2:04.073	12:33:02.629	3	KCR BMW - MOORESPEED
9	CLARKE / JOHNSON	2:02.616	12:39:15.229	6	KCR BMW - MOORESPEED
9	CLARKE / JOHNSON	2:00.718	12:41:15.949	7	KCR BMW - MOORESPEED

Leader History

NO	NAME	FROM LAP	LAPS LED	DISTANCE	VEHICLE
9	CLARKE / JOHNSON	1	7	15.26 miles	KCR BMW - MOORESPEED

International Sidecar Revival Meeting 2023

Camathias Cup Sidecars

RACE 8 - STATISTICS

CLASS : Upto

9 Starters

Fastest Lap History

NO	NAME	LAP TIME	TIME OF DAY	LAP	VEHICLE
56	VERMEULEN / HAHN	2:11.280	12:31:08.524	2	Triumph BONNEVILLE
56	VERMEULEN / HAHN	2:10.390	12:33:18.915	3	Triumph BONNEVILLE
56	VERMEULEN / HAHN	2:07.390	12:37:36.772	5	Triumph BONNEVILLE
56	VERMEULEN / HAHN	2:06.718	12:39:43.490	6	Triumph BONNEVILLE
56	VERMEULEN / HAHN	2:06.181	12:41:49.671	7	Triumph BONNEVILLE

Leader History

NO	NAME	FROM LAP	LAPS LED	DISTANCE	VEHICLE
56	VERMEULEN / HAHN	1	7	15.26 miles	Triumph BONNEVILLE



FORMULA SIDECAR RACING ASSOCIATION

www.fsra.org.uk



ACU / FSRA BRITISH F2 SIDECAR CHAMPIONSHIP



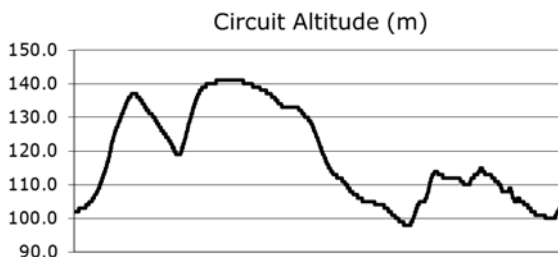
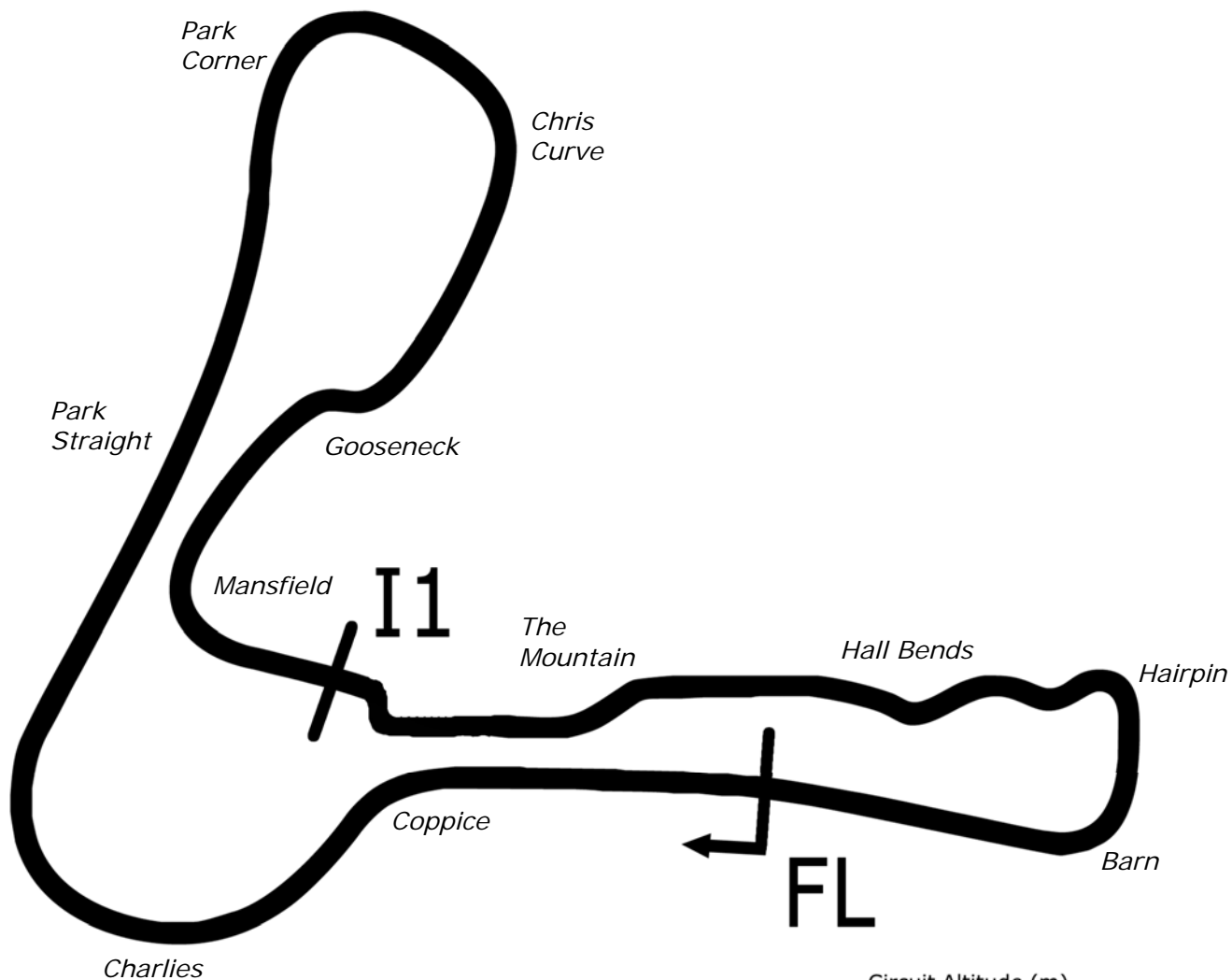
International Sidecar Revival
Cadwell Park
5th / 6th August 2023



Timing & Results Provided by Timing Solutions Ltd

www.tsl-timing.com

Cadwell Park



Length	2.1800 miles	3508.4 m	
FL		53.31024 N	0.05940 W
I1	2330m	53.30708 N	0.06270 W
Pit Entry	3472m	53.31103 N	0.05889 W
Pit Exit	0m after FL	53.31030 N	0.05940 W
Pit Entry-Pit Exit 92m, 6.6s @50kph, 5.5s @60kph			

All results available at www.tsl-timing.com



International Sidecar Revival Meeting 2023

FSRA British F2 Sidecars

FREE PRACTICE - CLASSIFICATION

POS	NO	CL	PIC NAME	ENTRY	TIME	ON	LAPS	GAP	DIFF	MPH
1	72	S	1 P. FOUNDS / WALMSLEY	LCR HONDA - Trustland Construction	1:52.239	3	4			69.92
2	7	S	2 GIBSON / GIBBONS	CES F2 SUZUKI - Gibson Racing	1:52.983	3	5	0.744	0.744	69.46
3	8	C	1 ILARIA / BROWN	DDM 600 - Powerhouse	1:54.477	3	8	2.238	1.494	68.55
4	99*	S	3 S. RAMSDEN / M. RAMSDEN	LCR HONDA - Ramsden Racing	1:55.770	7	8	3.531	1.293	67.79
5	87	SWC	1 FENWICK / KNAPTON	Shelbourne Yamaha - CR Fenwick Commercials Ltd	1:58.876	7	7	6.637	3.106	66.01
6	44	S	4 A. FOUNDS / ROBERTS	LCR Yamaha - Sparten Automotive/ Indelible Ink tattoo	1:59.368	5	5	7.129	0.492	65.74
7	68	C	2 S. CHANDLER / B. CHANDLER	CES HONDA - White Rose Racing	2:01.875	5	5	9.636	2.507	64.39
8	6	S	5 BAKER / FITZPATRICK	Baker Suzuki - Marin	2:02.851	3	3	10.612	0.976	63.88
9	41	C	3 RILEY / JAMES	D D M F2 - Finecut Developments	2:02.900	5	5	10.661	0.049	63.85
10	117	C	4 D. SCHOFIELD / SMITH	Bellas YAMAHA - V8PR.co.uk	2:05.117	6	7	12.878	2.217	62.72
11	3	S	6 HARRISON / MOORE	Bellas HONDA - Town Garage	2:05.767	2	2	13.528	0.650	62.40
12	96	C	5 SAUNDERS / STOKOE	Baker HONDA - Homechoice Flooring Specialists	2:05.821	5	7	13.582	0.054	62.37
13	14	S	7 LOCKEY / BINNS	LCR HONDA - Real Racing	2:06.772	5	6	14.533	0.951	61.90
14	32	S	8 HORSPOLE / COLE	Shelbourne HONDA - baker plant hire	2:07.283	2	2	15.044	0.511	61.65
15	13	C	6 M. HEGARTY / WHITNALL	Shelbourne HONDA - Mark Hegarty Surfacing	2:07.307	7	7	15.068	0.024	61.64
16	26	S	9 ATKINSON / MIDDLETON	Bellas F2 - Artic	2:09.435	4	4	17.196	2.128	60.63
17	71	C	7 C. SCHOFIELD / DAWKINS	Baker Honda -	2:09.854	5	5	17.615	0.419	60.43
18	5	SWC	2 SHAND / SZEINEL	SHAND F2 SUZUKI 600 - J & D PIERCE CONTRACTS	2:10.866	2	3	18.627	1.012	59.97
19	37	C	8 MORPHET / REILLY	LCR Suzuki -	2:11.013	2	2	18.774	0.147	59.90
20	39	C	9 MOORE / DODD	Ireson HONDA - MDK office seating,LPC,LBS racing	2:13.163	4	4	20.924	2.150	58.93
21	20	C	10 D'HENIN / WHEELER	DDM 600 - Hunts Motorcycles	2:17.235	2	3	24.996	4.072	57.18
22	25	C	11 BINGHAM / RYDER	Shelbourne Suzuki - AB Paintworx			0			

* #99 - Please fit a working transponder

Weather / Track : Cloudy / Wet

These results are provisional until the conclusion of any judicial and technical matters.

Cadwell Park: 2.1800 miles

Date: 05/08/2023 Start: 11:10 Finish: 11:25

Clerk Of Course :	Stewards :	Timekeeper : <i>Craig Smith</i>
-------------------	------------	------------------------------------

Results can be found at www.tsl-timing.com

Printed - 11:28 Saturday, 05 August 2023



International Sidecar Revival Meeting 2023

FSRA British F2 Sidecars

FREE PRACTICE - SECTOR ANALYSIS



SECTOR 1 = FL to I1, SECTOR 2 = I1 to FL, DIFF = Difference To Personal Best Lap, P = Crossed Finish Line in Pit Lane, D = Time Disallowed

P1		72 S		P. FOUNDS / WALMSLEY		LCR HONDA - Trustland Construction	
IDEAL LAP TIME : 1:51.054		BEST LAP TIME : 1:52.239		DIFFERENCE : 1.185			
LAP	SECTOR 1	SECTOR 2	LAP TIME	MPH	DIFF	TIME OF DAY	
1 -	OUTLAP	50.385	2:08.848	60.90	16.609	11:14:57.593	
2 -	1:06.123	48.202	1:54.325 (3)	68.64	2.086	11:16:51.918	
3 -	1:04.113	48.126	1:52.239 (1)	69.92		11:18:44.157	
4 -	1:05.489	46.941	1:52.430 (2)	69.80	0.191	11:20:36.587	

P2		7 S		GIBSON / GIBBONS		CES F2 SUZUKI - Gibson Racing	
IDEAL LAP TIME : 1:52.613		BEST LAP TIME : 1:52.983		DIFFERENCE : 0.370			
LAP	SECTOR 1	SECTOR 2	LAP TIME	MPH	DIFF	TIME OF DAY	
1 -	1:10.941	48.663	1:59.604	65.61	6.621	11:13:22.100	
2 -	1:06.856	47.748	1:54.604	68.47	1.621	11:15:16.704	
3 -	1:05.167	47.816	1:52.983 (1)	69.46		11:17:09.687	
4 -	1:05.558	47.446	1:53.004 (2)	69.44	0.021	11:19:02.691	
5 -	1:05.726	48.783	1:54.509 (3)	68.53	1.526	11:20:57.200	

P3		8 C		ILARIA / BROWN		DDM 600 - Powerhouse	
IDEAL LAP TIME : 1:54.244		BEST LAP TIME : 1:54.477		DIFFERENCE : 0.233			
LAP	SECTOR 1	SECTOR 2	LAP TIME	MPH	DIFF	TIME OF DAY	
1 -	1:10.449	49.934	2:00.383	65.19	5.906	11:13:17.895	
2 -	1:07.399	49.554	1:56.953	67.10	2.476	11:15:14.848	
3 -	1:05.903	48.574	1:54.477 (1)	68.55		11:17:09.325	
4 -	1:08.967	48.726	1:57.693	66.68	3.216	11:19:07.018	
5 -	1:06.943	48.869	1:55.812	67.76	1.335	11:21:02.830	
6 -	1:08.339	49.616	1:57.955	66.53	3.478	11:23:00.785	
7 -	1:06.232	48.341	1:54.573 (2)	68.49	0.096	11:24:55.358	
8 -	1:06.694	48.527	1:55.221 (3)	68.11	0.744	11:26:50.579	

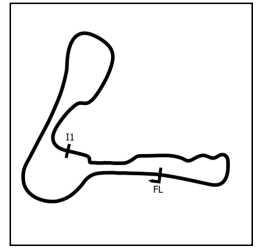
P4		99 S		S. RAMSDEN / M. RAMSDEN		LCR HONDA - Ramsden Racing	
IDEAL LAP TIME :		BEST LAP TIME : 1:55.770		DIFFERENCE :			
LAP	SECTOR 1	SECTOR 2	LAP TIME	MPH	DIFF	TIME OF DAY	
1 -			2:06.754	61.91	10.984	11:13:31.628	
2 -			2:00.178	65.30	4.408	11:15:31.806	
3 -			1:58.536	66.20	2.766	11:17:30.342	
4 -			1:57.127 (3)	67.00	1.357	11:19:27.469	
5 -			1:56.301 (2)	67.48	0.531	11:21:23.770	
6 -			1:58.225	66.38	2.455	11:23:21.995	
7 -			1:55.770 (1)	67.79		11:25:17.765	
8 -			1:58.466	66.24	2.696	11:27:16.231	

P5		87 SWC		FENWICK / KNAPTON		Shelbourne Yamaha - CR Fenwick Commercials Ltd	
IDEAL LAP TIME : 1:58.645		BEST LAP TIME : 1:58.876		DIFFERENCE : 0.231			
LAP	SECTOR 1	SECTOR 2	LAP TIME	MPH	DIFF	TIME OF DAY	
1 -	1:15.726	52.817	2:08.543	61.05	9.667	11:13:33.637	
2 -	1:11.485	51.529	2:03.014	63.79	4.138	11:15:36.651	
3 -	1:10.425	51.749	2:02.174	64.23	3.298	11:17:38.825	
4 -	1:09.664	51.492	2:01.156	64.77	2.280	11:19:39.981	
5 -	1:09.666	51.260	2:00.926 (3)	64.89	2.050	11:21:40.907	
6 -	1:09.118	50.105	1:59.223 (2)	65.82	0.347	11:23:40.130	
7 -	1:08.540	50.336	1:58.876 (1)	66.01		11:25:39.006	

International Sidecar Revival Meeting 2023

FSRA British F2 Sidecars

FREE PRACTICE - SECTOR ANALYSIS



SECTOR 1 = FL to I1, SECTOR 2 = I1 to FL, DIFF = Difference To Personal Best Lap, P = Crossed Finish Line in Pit Lane, D = Time Disallowed

P6		44 S		A. FOUNDS / ROBERTS		LCR Yamaha - Sparten Automotive/ Indelible Ink tattoo studio G	
IDEAL LAP TIME : 1:59.310		BEST LAP TIME : 1:59.368		DIFFERENCE : 0.058			
LAP	SECTOR 1	SECTOR 2	LAP TIME	MPH	DIFF	TIME OF DAY	
1 -	1:16.979	52.227	2:09.206	60.74	9.838	11:13:41.076	
2 -	1:12.480	53.170	2:05.650	62.45	6.282	11:15:46.726	
3 -	1:10.574	51.115	2:01.689 (3)	64.49	2.321	11:17:48.415	
4 -	1:09.205	50.431	1:59.636 (2)	65.59	0.268	11:19:48.051	
5 -	1:09.263	50.105	1:59.368 (1)	65.74		11:21:47.419	

P7		68 C		S. CHANDLER / B. CHANDLER		CES HONDA - White Rose Racing	
IDEAL LAP TIME : 2:01.875		BEST LAP TIME : 2:01.875		DIFFERENCE : 0.000			
LAP	SECTOR 1	SECTOR 2	LAP TIME	MPH	DIFF	TIME OF DAY	
1 -	1:17.102	53.799	2:10.901	59.95	9.026	11:13:44.973	
2 -	1:14.515	52.572	2:07.087	61.75	5.212	11:15:52.060	
3 -	1:12.767	53.499	2:06.266 (3)	62.15	4.391	11:17:58.326	
4 -	1:11.770	51.349	2:03.119 (2)	63.74	1.244	11:20:01.445	
5 -	1:10.752	51.123	2:01.875 (1)	64.39		11:22:03.320	

P8		6 S		BAKER / FITZPATRICK		Baker Suzuki - Marin	
IDEAL LAP TIME : 2:01.106		BEST LAP TIME : 2:02.851		DIFFERENCE : 1.745			
LAP	SECTOR 1	SECTOR 2	LAP TIME	MPH	DIFF	TIME OF DAY	
1 -	1:14.843	54.060	2:08.903 (3)	60.88	6.052	11:13:39.759	
2 -	1:11.875	52.204	2:04.079 (2)	63.25	1.228	11:15:43.838	
3 -	1:09.890	52.961	2:02.851 (1)	63.88		11:17:46.689	

P9		41 C		RILEY / JAMES		D D M F2 - Finecut Developments	
IDEAL LAP TIME : 2:01.819		BEST LAP TIME : 2:02.900		DIFFERENCE : 1.081			
LAP	SECTOR 1	SECTOR 2	LAP TIME	MPH	DIFF	TIME OF DAY	
1 -	1:16.028	55.249	2:11.277	59.78	8.377	11:13:48.282	
2 -	1:12.077	53.122	2:05.199 (3)	62.68	2.299	11:15:53.481	
3 -	1:11.892	54.224	2:06.116	62.22	3.216	11:17:59.597	
4 -	1:10.900	52.060	2:02.960 (2)	63.82	0.060	11:20:02.557	
5 -	1:10.457	52.443	2:02.900 (1)	63.85		11:22:05.457	

P10		117 C		D. SCHOFIELD / SMITH		Bellas YAMAHA - V8PR.co.uk	
IDEAL LAP TIME : 2:04.620		BEST LAP TIME : 2:05.117		DIFFERENCE : 0.497			
LAP	SECTOR 1	SECTOR 2	LAP TIME	MPH	DIFF	TIME OF DAY	
1 -	1:21.979	58.357	2:20.336	55.92	15.219	11:14:08.968	
2 -	1:19.822	56.548	2:16.370	57.54	11.253	11:16:25.338	
3 -	1:18.666	1:00.439	2:19.105	56.41	13.988	11:18:44.443	
4 -	1:17.187	55.450	2:12.637	59.16	7.520	11:20:57.080	
5 -	1:16.095	54.383	2:10.478 (3)	60.14	5.361	11:23:07.558	
6 -	1:11.542	53.575	2:05.117 (1)	62.72		11:25:12.675	
7 -	1:15.681	53.078	2:08.759 (2)	60.95	3.642	11:27:21.434	

P11		3 S		HARRISON / MOORE		Bellas HONDA - Town Garage	
IDEAL LAP TIME : 2:04.757		BEST LAP TIME : 2:05.767		DIFFERENCE : 1.010			
LAP	SECTOR 1	SECTOR 2	LAP TIME	MPH	DIFF	TIME OF DAY	
1 -	1:14.007	53.637	2:07.644 (2)	61.48	1.877	11:13:35.422	
2 -	1:13.480	52.287	2:05.767 (1)	62.40		11:15:41.189	

International Sidecar Revival Meeting 2023

FSRA British F2 Sidecars

FREE PRACTICE - SECTOR ANALYSIS



SECTOR 1 = FL to I1, SECTOR 2 = I1 to FL, DIFF = Difference To Personal Best Lap, P = Crossed Finish Line in Pit Lane, D = Time Disallowed

P12 96 C SAUNDERS / STOKOE		Baker HONDA - Homechoice Flooring Specialists				
IDEAL LAP TIME : 2:05.736		BEST LAP TIME : 2:05.821		DIFFERENCE : 0.085		
LAP	SECTOR 1	SECTOR 2	LAP TIME	MPH	DIFF	TIME OF DAY
1 -	1:20.185	55.399	2:15.584	57.88	9.763	11:13:53.461
2 -	1:16.458	53.987	2:10.445	60.16	4.624	11:16:03.906
3 -	1:14.727	53.224	2:07.951	61.33	2.130	11:18:11.857
4 -	1:13.043	53.410	2:06.453 (3)	62.06	0.632	11:20:18.310
5 -	1:12.512	53.309	2:05.821 (1)	62.37		11:22:24.131
6 -	1:12.807	53.733	2:06.540	62.02	0.719	11:24:30.671
7 -	1:12.576	53.599	2:06.175 (2)	62.19	0.354	11:26:36.846

P13 14 S LOCKEY / BINNS		LCR HONDA - Real Racing				
IDEAL LAP TIME : 2:05.904		BEST LAP TIME : 2:06.772		DIFFERENCE : 0.868		
LAP	SECTOR 1	SECTOR 2	LAP TIME	MPH	DIFF	TIME OF DAY
1 -	1:17.261	56.213	2:13.474	58.79	6.702	11:14:10.953
2 -	1:19.168	1:22.014	2:41.182	48.69	34.410	11:16:52.135
3 -	1:13.855	53.703	2:07.558 (2)	61.52	0.786	11:18:59.693
4 -	1:15.154	54.381	2:09.535	60.58	2.763	11:21:09.228
5 -	1:12.483	54.289	2:06.772 (1)	61.90		11:23:16.000
6 -	1:14.175	53.421	2:07.596 (3)	61.50	0.824	11:25:23.596

P14 32 S HORSPOLE / COLE		Shelbourne HONDA - baker plant hire				
IDEAL LAP TIME : 2:07.283		BEST LAP TIME : 2:07.283		DIFFERENCE : 0.000		
LAP	SECTOR 1	SECTOR 2	LAP TIME	MPH	DIFF	TIME OF DAY
1 -	1:15.095	54.122	2:09.217 (2)	60.73	1.934	11:13:39.476
2 -	1:13.786	53.497	2:07.283 (1)	61.65		11:15:46.759

P15 13 C M. HEGARTY / WHITNALL		Shelbourne HONDA - Mark Hegarty Surfacing				
IDEAL LAP TIME : 2:07.078		BEST LAP TIME : 2:07.307		DIFFERENCE : 0.229		
LAP	SECTOR 1	SECTOR 2	LAP TIME	MPH	DIFF	TIME OF DAY
1 -	1:24.089	57.853	2:21.942	55.29	14.635	11:14:04.025
2 -	1:16.835	54.787	2:11.622	59.62	4.315	11:16:15.647
3 -	1:15.887	53.924	2:09.811	60.45	2.504	11:18:25.458
4 -	1:16.297	54.079	2:10.376	60.19	3.069	11:20:35.834
5 -	1:15.321	53.385	2:08.706 (3)	60.97	1.399	11:22:44.540
6 -	1:14.160	53.179	2:07.339 (2)	61.63	0.032	11:24:51.879
7 -	1:13.899	53.408	2:07.307 (1)	61.64		11:26:59.186

P16 26 S ATKINSON / MIDDLETON		Bellas F2 - Artic				
IDEAL LAP TIME : 2:09.435		BEST LAP TIME : 2:09.435		DIFFERENCE : 0.000		
LAP	SECTOR 1	SECTOR 2	LAP TIME	MPH	DIFF	TIME OF DAY
1 -	1:24.851	57.561	2:22.412	55.10	12.977	11:14:04.747
2 -	1:16.911	54.324	2:11.235 (3)	59.80	1.800	11:16:15.982
3 -	1:16.707	53.944	2:10.651 (2)	60.06	1.216	11:18:26.633
4 -	1:15.541	53.894	2:09.435 (1)	60.63		11:20:36.068

P17 71 C C. SCHOFIELD / DAWKINS		Baker Honda -				
IDEAL LAP TIME : 2:09.463		BEST LAP TIME : 2:09.854		DIFFERENCE : 0.391		
LAP	SECTOR 1	SECTOR 2	LAP TIME	MPH	DIFF	TIME OF DAY
1 -	1:24.447	58.779	2:23.226	54.79	13.372	11:14:08.513
2 -	1:19.522	56.595	2:16.117 (3)	57.65	6.263	11:16:24.630
3 -	1:16.600	3:31.899	4:48.499	27.20	2:38.645	11:21:13.129
4 -	1:14.774	55.258	2:10.032 (2)	60.35	0.178	11:23:23.161
5 -	1:15.165	54.689	2:09.854 (1)	60.43		11:25:33.015

International Sidecar Revival Meeting 2023

FSRA British F2 Sidecars

FREE PRACTICE - SECTOR ANALYSIS



SECTOR 1 = FL to I1, SECTOR 2 = I1 to FL, DIFF = Difference To Personal Best Lap, P = Crossed Finish Line in Pit Lane, D = Time Disallowed

P18		5 SWC		SHAND / SZEINEL		SHAND F2 SUZUKI 600 - J & D PIERCE CONTRACTS	
IDEAL LAP TIME : 2:10.866		BEST LAP TIME : 2:10.866		DIFFERENCE : 0.000			
LAP	SECTOR 1	SECTOR 2	LAP TIME	MPH	DIFF	TIME OF DAY	
1 -	1:23.443	58.814	2:22.257 (3)	55.16	11.391	11:14:03.015	
2 -	1:15.731	55.135	2:10.866 (1)	59.97		11:16:13.881	
3 -	1:16.739	55.660	2:12.399 (2)	59.27	1.533	11:18:26.280	

P19		37 C		MORPHET / REILLY		LCR Suzuki -	
IDEAL LAP TIME : 2:11.013		BEST LAP TIME : 2:11.013		DIFFERENCE : 0.000			
LAP	SECTOR 1	SECTOR 2	LAP TIME	MPH	DIFF	TIME OF DAY	
1 -	1:23.917	57.772	2:21.689 (2)	55.38	10.676	11:14:04.365	
2 -	1:16.890	54.123	2:11.013 (1)	59.90		11:16:15.378	

P20		39 C		MOORE / DODD		Ireson HONDA - MDK office seating,LPC,LBS racing	
IDEAL LAP TIME : 2:12.606		BEST LAP TIME : 2:13.163		DIFFERENCE : 0.557			
LAP	SECTOR 1	SECTOR 2	LAP TIME	MPH	DIFF	TIME OF DAY	
1 -	1:21.475	59.014	2:20.489	55.86	7.326	11:14:08.160	
2 -	1:19.450	57.277	2:16.727 (2)	57.39	3.564	11:16:24.887	
3 -	1:16.968	1:00.067	2:17.035 (3)	57.27	3.872	11:18:41.922	
4 -	1:17.454	55.709	2:13.163 (1)	58.93		11:20:55.085	

P21		20 C		D'HENIN / WHEELER		DDM 600 - Hunts Motorcycles	
IDEAL LAP TIME : 2:17.109		BEST LAP TIME : 2:17.235		DIFFERENCE : 0.126			
LAP	SECTOR 1	SECTOR 2	LAP TIME	MPH	DIFF	TIME OF DAY	
1 -	1:22.960	1:06.953	2:29.913 (3)	52.35	12.678	11:14:06.758	
2 -	1:19.547	57.688	2:17.235 (1)	57.18		11:16:23.993	
3 -	1:19.628	1:00.569	2:20.197 (2)	55.97	2.962	11:18:44.190	

International Sidecar Revival Meeting 2023

FSRA British F2 Sidecars

FREE PRACTICE - BEST SECTORS

SECTOR 1				SECTOR 2				IDEAL / BEST COMPARISON				
POS	NO	NAME	TIME	NO	NAME	TIME	POS	NO	NAME	IDEAL	BEST	DIFF
1	72	P. FOUNDS / WALMSLEY	1:04.113	72	P. FOUNDS / WALMSLEY	46.941	1	72	P. FOUNDS / WALMS	1:51.054	1:52.239	1.185
2	7	GIBSON / GIBBONS	1:05.167	7	GIBSON / GIBBONS	47.446	2	7	GIBSON / GIBBONS	1:52.613	1:52.983	0.370
3	8	ILARIA / BROWN	1:05.903	8	ILARIA / BROWN	48.341	3	8	ILARIA / BROWN	1:54.244	1:54.477	0.233
4	87	FENWICK / KNAPTON	1:08.540	87	FENWICK / KNAPTON	50.105	4	87	FENWICK / KNAPTON	1:58.645	1:58.876	0.231
5	6	BAKER / FITZPATRICK	1:08.902	44	A. FOUNDS / ROBERTS	50.105	5	44	A. FOUNDS / ROBER	1:59.310	1:59.368	0.058
6	44	A. FOUNDS / ROBERTS	1:09.205	68	S. CHANDLER / B. CHANDLER	51.123	6	6	BAKER / FITZPATRIC	2:01.106	2:02.851	1.745
7	41	RILEY / JAMES	1:09.759	41	RILEY / JAMES	52.060	7	41	RILEY / JAMES	2:01.819	2:02.900	1.081
8	68	S. CHANDLER / B. CHANDLER	1:10.752	6	BAKER / FITZPATRICK	52.204	8	68	S. CHANDLER / B. CH	2:01.875	2:01.875	0.000
9	117	D. SCHOFIELD / SMITH	1:11.542	3	HARRISON / MOORE	52.287	9	117	D. SCHOFIELD / SMIT	2:04.620	2:05.117	0.497
10	3	HARRISON / MOORE	1:12.470	117	D. SCHOFIELD / SMITH	53.078	10	3	HARRISON / MOORE	2:04.757	2:05.767	1.010
11	14	LOCKEY / BINNS	1:12.483	13	M. HEGARTY / WHITNALL	53.179	11	96	SAUNDERS / STOKO	2:05.736	2:05.821	0.085
12	96	SAUNDERS / STOKOE	1:12.512	96	SAUNDERS / STOKOE	53.224	12	14	LOCKEY / BINNS	2:05.904	2:06.772	0.868
13	32	HORSPOLE / COLE	1:13.786	14	LOCKEY / BINNS	53.421	13	13	M. HEGARTY / WHITN	2:07.078	2:07.307	0.229
14	13	M. HEGARTY / WHITNALL	1:13.899	32	HORSPOLE / COLE	53.497	14	32	HORSPOLE / COLE	2:07.283	2:07.283	0.000
15	71	C. SCHOFIELD / DAWKINS	1:14.774	26	ATKINSON / MIDDLETON	53.894	15	26	ATKINSON / MIDDLE	2:09.435	2:09.435	0.000
16	26	ATKINSON / MIDDLETON	1:15.541	37	MORPHET / REILLY	54.123	16	71	C. SCHOFIELD / DAW	2:09.463	2:09.854	0.391
17	5	SHAND / SZEINEL	1:15.731	71	C. SCHOFIELD / DAWKINS	54.689	17	5	SHAND / SZEINEL	2:10.866	2:10.866	0.000
18	37	MORPHET / REILLY	1:16.890	5	SHAND / SZEINEL	55.135	18	37	MORPHET / REILLY	2:11.013	2:11.013	0.000
19	39	MOORE / DODD	1:16.897	39	MOORE / DODD	55.709	19	39	MOORE / DODD	2:12.606	2:13.163	0.557
20	25	BINGHAM / RYDER	1:17.058	20	D'HENIN / WHEELER	57.688	20	20	D'HENIN / WHEELER	2:17.109	2:17.235	0.126
21	20	D'HENIN / WHEELER	1:19.421				21	99	S. RAMSDEN / M. RAI		1:55.770	
22												

International Sidecar Revival Meeting 2023

FSRA British F2 Sidecars

FREE PRACTICE - STATISTICS

Competitors Started	22
Planned Start	2023-08-05 @ 11:00:00.000
Actual Start	2023-08-05 @ 11:10:45.142
Finish Time	2023-08-05 @ 11:25:19.154
Track Length	2.1800mi.
Total Laps	102
Total Distance Covered	222.3619mi.

Session Fastest Lap History

NO	CL	NAME	LAP TIME	TIME OF DAY	LAP	VEHICLE
8	C	ILARIA / BROWN	2:00.383	11:13:17.912	1	DDM 600
7	S	GIBSON / GIBBONS	1:59.604	11:13:22.119	1	CES F2 SUZUKI
8	C	ILARIA / BROWN	1:56.953	11:15:14.865	2	DDM 600
7	S	GIBSON / GIBBONS	1:54.604	11:15:16.722	2	CES F2 SUZUKI
72	S	P. FOUNDS / WALMSLEY	1:54.325	11:16:51.939	2	LCR HONDA
7	S	GIBSON / GIBBONS	1:52.983	11:17:09.706	3	CES F2 SUZUKI
72	S	P. FOUNDS / WALMSLEY	1:52.239	11:18:44.177	3	LCR HONDA

Flag History

TYPE	TIME OF DAY
GREEN	11:10:45.142
FINISH	11:25:19.154

Flag Statistics

TYPE	COUNT	TOTAL LAPS	TOTAL TIME
Green	1	8	16:50.746
Red	0	0	0.000
Safety Car	0	0	0.000
FCY	0	0	0.000

International Sidecar Revival Meeting 2023

FSRA British F2 Sidecars

FREE PRACTICE - STATISTICS

CLASS : S

9 Starters

Fastest Lap History

NO	NAME	LAP TIME	TIME OF DAY	LAP	VEHICLE
7	GIBSON / GIBBONS	1:59.604	11:13:22.119	1	CES F2 SUZUKI
7	GIBSON / GIBBONS	1:54.604	11:15:16.722	2	CES F2 SUZUKI
72	P. FOUNDS / WALMSLEY	1:54.325	11:16:51.939	2	LCR HONDA
7	GIBSON / GIBBONS	1:52.983	11:17:09.706	3	CES F2 SUZUKI
72	P. FOUNDS / WALMSLEY	1:52.239	11:18:44.177	3	LCR HONDA

International Sidecar Revival Meeting 2023

FSRA British F2 Sidecars

FREE PRACTICE - STATISTICS

CLASS : SWC

2 Starters

Fastest Lap History

NO	NAME	LAP TIME	TIME OF DAY	LAP	VEHICLE
87	FENWICK / KNAPTON	2:08.543	11:13:33.659	1	Shelbourne Yamaha
87	FENWICK / KNAPTON	2:03.014	11:15:36.672	2	Shelbourne Yamaha
87	FENWICK / KNAPTON	2:02.174	11:17:38.845	3	Shelbourne Yamaha
87	FENWICK / KNAPTON	2:01.156	11:19:40.002	4	Shelbourne Yamaha
87	FENWICK / KNAPTON	2:00.926	11:21:40.929	5	Shelbourne Yamaha
87	FENWICK / KNAPTON	1:59.223	11:23:40.151	6	Shelbourne Yamaha
87	FENWICK / KNAPTON	1:58.876	11:25:39.027	7	Shelbourne Yamaha

International Sidecar Revival Meeting 2023

FSRA British F2 Sidecars

FREE PRACTICE - STATISTICS

CLASS : C

11 Starters

Fastest Lap History

NO	NAME	LAP TIME	TIME OF DAY	LAP	VEHICLE
8	ILARIA / BROWN	2:00.383	11:13:17.912	1	DDM 600
8	ILARIA / BROWN	1:56.953	11:15:14.865	2	DDM 600
8	ILARIA / BROWN	1:54.477	11:17:09.342	3	DDM 600



International Sidecar Revival Meeting 2023

FSRA British F2 Sidecars

QUALIFYING - CLASSIFICATION

POS	NO	CL	PIC NAME	ENTRY	TIME	ON	LAPS	GAP	DIFF	MPH
1	72	S	1 P. FOUNDS / WALMSLEY	LCR HONDA - Trustland Construction	1:50.631	6	6			70.93
2	7	S	2 GIBSON / GIBBONS	CES F2 SUZUKI - Gibson Racing	1:52.154	7	7	1.523	1.523	69.97
3	99	S	3 S. RAMSDEN / M. RAMSDEN	LCR HONDA - Ramsden Racing	1:53.083	4	5	2.452	0.929	69.40
4	44	S	4 A. FOUNDS / ROBERTS	LCR Yamaha - Sparten Automotive/ Indelible Ink tattoo	1:54.321	5	6	3.690	1.238	68.64
5	8	C	1 ILARIA / BROWN	DDM 600 - Powerhouse	1:54.591	3	5	3.960	0.270	68.48
6	33*	S	5 S. HEGARTY / NEAVE	Baker HONDA - Sean Hegarty Ltd	1:59.260	5	5	8.629	4.669	65.80
7	26	S	6 ATKINSON / MIDDLETON	Bellas F2 - Artic	2:00.451	4	5	9.820	1.191	65.15
8	6	S	7 BAKER / FITZPATRICK	Baker Suzuki - Marin	2:00.989	4	6	10.358	0.538	64.86
9	41	C	2 RILEY / JAMES	D D M F2 - Finecut Developments	2:01.196	7	7	10.565	0.207	64.75
10	68	C	3 S. CHANDLER / B. CHANDLER	CES HONDA - White Rose Racing	2:01.451	6	7	10.820	0.255	64.61
11	87	SWC	1 FENWICK / KNAPTON	Shelbourne Yamaha - CR Fenwick Commercials Ltd	2:02.503	3	4	11.872	1.052	64.06
12	14	S	8 LOCKEY / BINNS	LCR HONDA - Real Racing	2:03.844	6	6	13.213	1.341	63.37
13	96	C	4 SAUNDERS / STOKOE	Baker HONDA - Homechoice Flooring Specialists	2:04.866	1	6	14.235	1.022	62.85
14	10	S	9 HARRISON / MOORE	Bellas HONDA - Town Garage	2:06.119	2	3	15.488	1.253	62.22
15	5	SWC	2 SHAND / SZEINEL	SHAND F2 SUZUKI 600 - J & D PIERCE CONTRACTS	2:06.158	3	3	15.527	0.039	62.20
16	13	C	5 M. HEGARTY / WHITNALL	Shelbourne HONDA - Mark Hegarty Surfacing	2:06.679	4	6	16.048	0.521	61.95
17	117	C	6 D. SCHOFIELD / SMITH	Bellas YAMAHA - V8PR.co.uk	2:07.152	2	4	16.521	0.473	61.72
18	71	C	7 C. SCHOFIELD / DAWKINS	Baker Honda -	2:08.664	3	3	18.033	1.512	60.99
19	37	C	8 MORPHET / REILLY	LCR Suzuki -	2:10.588	1	2	19.957	1.924	60.09
20	32	S	10 HORSPOLE / COLE	Shelbourne HONDA - baker plant hire	2:10.664	1	1	20.033	0.076	60.06
21	39	C	9 MOORE / DODD	Ireson HONDA - MDK office seating,LPC,LBS racing	2:11.023	1	2	20.392	0.359	59.89
22	20	C	10 D'HENIN / WHEELER	DDM 600 - Hunts Motorcycles	2:11.890	3	3	21.259	0.867	59.50
23	25	C	11 BINGHAM / RYDER	Shelbourne Suzuki - AB Paintworx			0			

* #33 - Please fit a working transponder

Weather / Track : Cloudy / Wet

These results are provisional until the conclusion of any judicial and technical matters.

Cadwell Park: 2.1800 miles

Date: 05/08/2023 Start: 15:31 Finish: 15:46

Clerk Of Course :	Stewards :	Timekeeper : <i>Craig Smith</i>
-------------------	------------	------------------------------------

Results can be found at www.tsl-timing.com

Printed - 15:51 Saturday, 05 August 2023



International Sidecar Revival Meeting 2023

FSRA British F2 Sidecars

QUALIFYING - SECTOR ANALYSIS



SECTOR 1 = FL to I1, SECTOR 2 = I1 to FL, DIFF = Difference To Personal Best Lap, P = Crossed Finish Line in Pit Lane, D = Time Disallowed

P1		72 S		P. FOUNDS / WALMSLEY		LCR HONDA - Trustland Construction	
IDEAL LAP TIME : 1:50.264		BEST LAP TIME : 1:50.631		DIFFERENCE : 0.367			
LAP	SECTOR 1	SECTOR 2	LAP TIME	MPH	DIFF	TIME OF DAY	
1 -	1:16.376	49.632	2:06.008	62.28	15.377	15:34:46.601	
2 -	1:04.794	49.738	1:54.532	68.52	3.901	15:36:41.133	
3 -	1:06.134	48.683	1:54.817	68.35	4.186	15:38:35.950	
4 -	1:04.187	46.628	1:50.815 (2)	70.82	0.184	15:40:26.765	
5 -	1:06.211	46.598	1:52.809 (3)	69.56	2.178	15:42:19.574	
6 -	1:03.666	46.965	1:50.631 (1)	70.93		15:44:10.205	

P2		7 S		GIBSON / GIBBONS		CES F2 SUZUKI - Gibson Racing	
IDEAL LAP TIME : 1:52.154		BEST LAP TIME : 1:52.154		DIFFERENCE : 0.000			
LAP	SECTOR 1	SECTOR 2	LAP TIME	MPH	DIFF	TIME OF DAY	
1 -	1:06.539	48.939	1:55.478	67.96	3.324	15:33:49.187	
2 -	1:06.656	47.365	1:54.021	68.83	1.867	15:35:43.208	
3 -	1:06.060	47.507	1:53.567 (3)	69.10	1.413	15:37:36.775	
4 -	1:05.651	47.375	1:53.026 (2)	69.43	0.872	15:39:29.801	
5 -	1:09.086	IN PIT	2:53.968 P	45.11	1:01.814	15:42:23.769	
6 -	OUTLAP	48.222	1:58.949	65.97	6.795	15:44:22.718	
7 -	1:05.142	47.012	1:52.154 (1)	69.97		15:46:14.872	

P3		99 S		S. RAMSDEN / M. RAMSDEN		LCR HONDA - Ramsden Racing	
IDEAL LAP TIME : 1:53.060		BEST LAP TIME : 1:53.083		DIFFERENCE : 0.023			
LAP	SECTOR 1	SECTOR 2	LAP TIME	MPH	DIFF	TIME OF DAY	
1 -	1:07.844	49.657	1:57.501	66.79	4.418	15:33:53.706	
2 -	1:06.290	48.359	1:54.649 (3)	68.45	1.566	15:35:48.355	
3 -	1:05.370	48.122	1:53.492 (2)	69.15	0.409	15:37:41.847	
4 -	1:05.393	47.690	1:53.083 (1)	69.40		15:39:34.930	
5 -	1:06.014	IN PIT	6:18.727 P	20.72	4:25.644	15:45:53.657	

P4		44 S		A. FOUNDS / ROBERTS		LCR Yamaha - Sparten Automotive/ Indelible Ink tattoo studio C	
IDEAL LAP TIME : 1:54.321		BEST LAP TIME : 1:54.321		DIFFERENCE : 0.000			
LAP	SECTOR 1	SECTOR 2	LAP TIME	MPH	DIFF	TIME OF DAY	
1 -	1:13.376	IN PIT	2:36.043 P	50.29	41.722	15:34:50.961	
2 -	OUTLAP	48.285	1:59.102	65.89	4.781	15:36:50.063	
3 -	1:08.274	48.829	1:57.103 (3)	67.01	2.782	15:38:47.166	
4 -	1:07.306	48.909	1:56.215 (2)	67.53	1.894	15:40:43.381	
5 -	1:06.098	48.223	1:54.321 (1)	68.64		15:42:37.702	
6 -	1:09.551	IN PIT	2:47.265 P	46.91	52.944	15:45:24.967	

P5		8 C		ILARIA / BROWN		DDM 600 - Powerhouse	
IDEAL LAP TIME : 1:54.375		BEST LAP TIME : 1:54.591		DIFFERENCE : 0.216			
LAP	SECTOR 1	SECTOR 2	LAP TIME	MPH	DIFF	TIME OF DAY	
1 -	1:07.253	49.175	1:56.428	67.40	1.837	15:33:49.969	
2 -	1:06.464	48.512	1:54.976 (3)	68.25	0.385	15:35:44.945	
3 -	1:06.115	48.476	1:54.591 (1)	68.48		15:37:39.536	
4 -	1:06.514	48.260	1:54.774 (2)	68.37	0.183	15:39:34.310	
5 -	1:06.432	51.911	1:58.343	66.31	3.752	15:41:32.653	

P6		33 S		S. HEGARTY / NEAVE		Baker HONDA - Sean Hegarty ltd	
IDEAL LAP TIME :		BEST LAP TIME : 1:59.260		DIFFERENCE :			
LAP	SECTOR 1	SECTOR 2	LAP TIME	MPH	DIFF	TIME OF DAY	
1 -			2:07.635 (3)	61.48	8.375	15:34:32.245	
2 -		IN PIT	6:19.985 P	20.65	4:20.725	15:40:52.230	
3 -	OUTLAP		2:07.931	61.34	8.671	15:43:00.162	
4 -			1:59.830 (2)	65.49	0.570	15:44:59.992	
5 -			1:59.260 (1)	65.80		15:46:59.252	

International Sidecar Revival Meeting 2023

FSRA British F2 Sidecars

QUALIFYING - SECTOR ANALYSIS



SECTOR 1 = FL to I1, SECTOR 2 = I1 to FL, DIFF = Difference To Personal Best Lap, P = Crossed Finish Line in Pit Lane, D = Time Disallowed

P7 26 S		ATKINSON / MIDDLETON		Bellas F2 - Artic			
IDEAL LAP TIME : 2:00.451		BEST LAP TIME : 2:00.451		DIFFERENCE : 0.000			
LAP	SECTOR 1	SECTOR 2	LAP TIME	MPH	DIFF	TIME OF DAY	
1 -	1:16.425	55.138	2:11.563 (3)	59.65	11.112	15:34:30.814	
2 -	1:15.881	IN PIT	3:12.929 P	40.67	1:12.478	15:37:43.743	
3 -	OUTLAP	50.938	2:06.627	61.97	6.176	15:39:50.370	
4 -	1:10.084	50.367	2:00.451 (1)	65.15		15:41:50.821	
5 -	1:10.232	50.741	2:00.973 (2)	64.87	0.522	15:43:51.794	

P8 6 S		BAKER / FITZPATRICK		Baker Suzuki - Marin			
IDEAL LAP TIME : 1:59.821		BEST LAP TIME : 2:00.989		DIFFERENCE : 1.168			
LAP	SECTOR 1	SECTOR 2	LAP TIME	MPH	DIFF	TIME OF DAY	
1 -	1:12.378	IN PIT	3:56.311 P	33.21	1:55.322	15:35:57.187	
2 -	OUTLAP	50.709	2:05.393	62.58	4.404	15:38:02.580	
3 -	1:09.325	51.904	2:01.229	64.73	0.240	15:40:03.809	
4 -	1:09.112	51.877	2:00.989 (1)	64.86		15:42:04.798	
5 -	1:09.421	51.586	2:01.007 (2)	64.85	0.018	15:44:05.805	
6 -	1:09.514	51.620	2:01.134 (3)	64.78	0.145	15:46:06.939	

P9 41 C		RILEY / JAMES		D D M F2 - Finecut Developments			
IDEAL LAP TIME : 2:00.903		BEST LAP TIME : 2:01.196		DIFFERENCE : 0.293			
LAP	SECTOR 1	SECTOR 2	LAP TIME	MPH	DIFF	TIME OF DAY	
1 -	1:14.917	55.051	2:09.968	60.38	8.772	15:34:21.793	
2 -	1:11.079	52.030	2:03.109	63.74	1.913	15:36:24.902	
3 -	1:09.894	52.421	2:02.315 (2)	64.16	1.119	15:38:27.217	
4 -	1:13.971	51.855	2:05.826	62.37	4.630	15:40:33.043	
5 -	1:11.400	51.257	2:02.657 (3)	63.98	1.461	15:42:35.700	
6 -	1:10.735	52.983	2:03.718	63.43	2.522	15:44:39.418	
7 -	1:09.646	51.550	2:01.196 (1)	64.75		15:46:40.614	

P10 68 C		S. CHANDLER / B. CHANDLER		CES HONDA - White Rose Racing			
IDEAL LAP TIME : 2:01.451		BEST LAP TIME : 2:01.451		DIFFERENCE : 0.000			
LAP	SECTOR 1	SECTOR 2	LAP TIME	MPH	DIFF	TIME OF DAY	
1 -	1:13.570	52.727	2:06.297	62.13	4.846	15:34:08.867	
2 -	1:11.272	51.328	2:02.600 (2)	64.01	1.149	15:36:11.467	
3 -	1:12.991	56.686	2:09.677	60.52	8.226	15:38:21.144	
4 -	1:11.045	53.758	2:04.803	62.88	3.352	15:40:25.947	
5 -	1:23.792	52.335	2:16.127	57.65	14.676	15:42:42.074	
6 -	1:10.495	50.956	2:01.451 (1)	64.61		15:44:43.525	
7 -	1:10.634	52.831	2:03.465 (3)	63.56	2.014	15:46:46.990	

P11 87 SWC		FENWICK / KNAPTON		Shelbourne Yamaha - CR Fenwick Commercials Ltd			
IDEAL LAP TIME : 2:02.339		BEST LAP TIME : 2:02.503		DIFFERENCE : 0.164			
LAP	SECTOR 1	SECTOR 2	LAP TIME	MPH	DIFF	TIME OF DAY	
1 -	1:12.101	51.851	2:03.952 (3)	63.31	1.449	15:41:29.553	
2 -	1:11.749	51.986	2:03.735 (2)	63.42	1.232	15:43:33.288	
3 -	1:11.523	50.980	2:02.503 (1)	64.06		15:45:35.791	
4 -	1:11.359	52.605	2:03.964	63.30	1.461	15:47:39.755	

P12 14 S		LOCKEY / BINNS		LCR HONDA - Real Racing			
IDEAL LAP TIME : 2:03.844		BEST LAP TIME : 2:03.844		DIFFERENCE : 0.000			
LAP	SECTOR 1	SECTOR 2	LAP TIME	MPH	DIFF	TIME OF DAY	
1 -	1:14.914	55.195	2:10.109	60.31	6.265	15:34:30.003	
2 -	1:13.564	IN PIT	4:35.539 P	28.48	2:31.695	15:39:05.542	
3 -	OUTLAP	52.602	2:09.181	60.75	5.337	15:41:14.723	
4 -	1:14.196	52.955	2:07.151 (3)	61.72	3.307	15:43:21.874	
5 -	1:13.449	52.628	2:06.077 (2)	62.24	2.233	15:45:27.951	
6 -	1:11.650	52.194	2:03.844 (1)	63.37		15:47:31.795	

International Sidecar Revival Meeting 2023

FSRA British F2 Sidecars

QUALIFYING - SECTOR ANALYSIS



SECTOR 1 = FL to I1, SECTOR 2 = I1 to FL, DIFF = Difference To Personal Best Lap, P = Crossed Finish Line in Pit Lane, D = Time Disallowed

P13 96 C SAUNDERS / STOKOE		Baker HONDA - Homechoice Flooring Specialists				
IDEAL LAP TIME : 2:04.866		BEST LAP TIME : 2:04.866		DIFFERENCE : 0.000		
LAP	SECTOR 1	SECTOR 2	LAP TIME	MPH	DIFF	TIME OF DAY
1 -	1:12.186	52.680	2:04.866 (1)	62.85		15:34:04.116
2 -	1:12.315	54.036	2:06.351 (2)	62.11	1.485	15:36:10.467
3 -	1:12.865	54.083	2:06.948 (3)	61.82	2.082	15:38:17.415
4 -	1:14.455	53.483	2:07.938	61.34	3.072	15:40:25.353
5 -	1:13.792	IN PIT	2:53.893 P	45.13	49.027	15:43:19.246
6 -	OUTLAP	53.289	2:11.003	59.90	6.137	15:45:30.249

P14 10 S HARRISON / MOORE		Bellas HONDA - Town Garage				
IDEAL LAP TIME : 2:04.807		BEST LAP TIME : 2:06.119		DIFFERENCE : 1.312		
LAP	SECTOR 1	SECTOR 2	LAP TIME	MPH	DIFF	TIME OF DAY
1 -	1:15.092	51.420	2:06.512 (2)	62.03	0.393	15:34:14.150
2 -	1:13.387	52.732	2:06.119 (1)	62.22		15:36:20.269
3 -	1:14.019	52.859	2:06.878 (3)	61.85	0.759	15:38:27.147

P15 5 SWC SHAND / SZEINEL		SHAND F2 SUZUKI 600 - J & D PIERCE CONTRACTS				
IDEAL LAP TIME : 2:04.927		BEST LAP TIME : 2:06.158		DIFFERENCE : 1.231		
LAP	SECTOR 1	SECTOR 2	LAP TIME	MPH	DIFF	TIME OF DAY
1 -	1:14.458	54.022	2:08.480 (2)	61.08	2.322	15:34:21.923
2 -	1:18.115	53.550	2:11.665 (3)	59.60	5.507	15:36:33.588
3 -	1:11.377	54.781	2:06.158 (1)	62.20		15:38:39.746

P16 13 C M. HEGARTY / WHITNALL		Shelbourne HONDA - Mark Hegarty Surfacing				
IDEAL LAP TIME : 2:06.679		BEST LAP TIME : 2:06.679		DIFFERENCE : 0.000		
LAP	SECTOR 1	SECTOR 2	LAP TIME	MPH	DIFF	TIME OF DAY
1 -	1:15.702	53.868	2:09.570	60.57	2.891	15:36:09.192
2 -	1:13.802	53.736	2:07.538 (3)	61.53	0.859	15:38:16.730
3 -	1:14.529	53.612	2:08.141	61.24	1.462	15:40:24.871
4 -	1:13.629	53.050	2:06.679 (1)	61.95		15:42:31.550
5 -	1:13.784	54.411	2:08.195	61.21	1.516	15:44:39.745
6 -	1:13.930	53.158	2:07.088 (2)	61.75	0.409	15:46:46.833

P17 117 C D. SCHOFIELD / SMITH		Bellas YAMAHA - V8PR.co.uk				
IDEAL LAP TIME : 2:06.538		BEST LAP TIME : 2:07.152		DIFFERENCE : 0.614		
LAP	SECTOR 1	SECTOR 2	LAP TIME	MPH	DIFF	TIME OF DAY
1 -	1:16.710	54.148	2:10.858	59.97	3.706	15:34:28.606
2 -	1:13.235	53.917	2:07.152 (1)	61.72		15:36:35.758
3 -	1:15.042	53.303	2:08.345 (2)	61.14	1.193	15:38:44.103
4 -	1:14.223	55.288	2:09.511 (3)	60.59	2.359	15:40:53.614

P18 71 C C. SCHOFIELD / DAWKINS		Baker Honda -				
IDEAL LAP TIME : 2:08.592		BEST LAP TIME : 2:08.664		DIFFERENCE : 0.072		
LAP	SECTOR 1	SECTOR 2	LAP TIME	MPH	DIFF	TIME OF DAY
1 -	1:20.671	55.820	2:16.491 (3)	57.49	7.827	15:34:57.932
2 -	1:16.832	53.309	2:10.141 (2)	60.30	1.477	15:37:08.073
3 -	1:15.283	53.381	2:08.664 (1)	60.99		15:39:16.737

P19 37 C MORPHET / REILLY		LCR Suzuki -				
IDEAL LAP TIME : 2:10.588		BEST LAP TIME : 2:10.588		DIFFERENCE : 0.000		
LAP	SECTOR 1	SECTOR 2	LAP TIME	MPH	DIFF	TIME OF DAY
1 -	1:16.353	54.235	2:10.588 (1)	60.09		15:34:31.318
2 -	1:16.865	54.384	2:11.249 (2)	59.79	0.661	15:36:42.567

International Sidecar Revival Meeting 2023

FSRA British F2 Sidecars

QUALIFYING - SECTOR ANALYSIS



SECTOR 1 = FL to I1, SECTOR 2 = I1 to FL, DIFF = Difference To Personal Best Lap, P = Crossed Finish Line in Pit Lane, D = Time Disallowed

LAP	SECTOR 1	SECTOR 2	LAP TIME	MPH	DIFF	TIME OF DAY
P20 32 S HORSPOLE / COLE Shelbourne HONDA - baker plant hire						
IDEAL LAP TIME : 2:10.664		BEST LAP TIME : 2:10.664		DIFFERENCE : 0.000		
1 -	1:15.124	55.540	2:10.664 (1)	60.06		15:34:21.970
P21 39 C MOORE / DODD Ireson HONDA - MDK office seating,LPC,LBS racing						
IDEAL LAP TIME : 2:11.023		BEST LAP TIME : 2:11.023		DIFFERENCE : 0.000		
1 -	1:16.335	54.688	2:11.023 (1)	59.89		15:34:28.586
2 -	1:18.117	55.637	2:13.754 (2)	58.67	2.731	15:36:42.340
P22 20 C D'HENIN / WHEELER DDM 600 - Hunts Motorcycles						
IDEAL LAP TIME : 2:11.210		BEST LAP TIME : 2:11.890		DIFFERENCE : 0.680		
1 -	1:19.494	55.466	2:14.960 (3)	58.15	3.070	15:34:21.487
2 -	1:17.820	55.570	2:13.390 (2)	58.83	1.500	15:36:34.877
3 -	1:17.259	54.631	2:11.890 (1)	59.50		15:38:46.767

International Sidecar Revival Meeting 2023

FSRA British F2 Sidecars

QUALIFYING - BEST SECTORS

SECTOR 1			SECTOR 2			IDEAL / BEST COMPARISON						
POS	NO	NAME	TIME	NO	NAME	TIME	POS	NO	NAME	IDEAL	BEST	DIFF
									PERFECT LAP	1:50.264		
1	72	P. FOUNDS / WALMSLEY	1:03.666	72	P. FOUNDS / WALMSLEY	46.598	1	72	P. FOUNDS / WALMS	1:50.264	1:50.631	0.367
2	7	GIBSON / GIBBONS	1:05.142	7	GIBSON / GIBBONS	47.012	2	7	GIBSON / GIBBONS	1:52.154	1:52.154	0.000
3	99	S. RAMSDEN / M. RAMSDEN	1:05.370	99	S. RAMSDEN / M. RAMSDEN	47.690	3	99	S. RAMSDEN / M. RAI	1:53.060	1:53.083	0.023
4	44	A. FOUNDS / ROBERTS	1:06.098	44	A. FOUNDS / ROBERTS	48.223	4	44	A. FOUNDS / ROBER	1:54.321	1:54.321	0.000
5	8	ILARIA / BROWN	1:06.115	8	ILARIA / BROWN	48.260	5	8	ILARIA / BROWN	1:54.375	1:54.591	0.216
6	6	BAKER / FITZPATRICK	1:09.112	26	ATKINSON / MIDDLETON	50.367	6	6	BAKER / FITZPATRIC	1:59.821	2:00.989	1.168
7	41	RILEY / JAMES	1:09.646	6	BAKER / FITZPATRICK	50.709	7	26	ATKINSON / MIDDLE	2:00.451	2:00.451	0.000
8	26	ATKINSON / MIDDLETON	1:10.084	68	S. CHANDLER / B. CHANDLER	50.956	8	41	RILEY / JAMES	2:00.903	2:01.196	0.293
9	68	S. CHANDLER / B. CHANDLER	1:10.495	87	FENWICK / KNAPTON	50.980	9	68	S. CHANDLER / B. CH	2:01.451	2:01.451	0.000
10	87	FENWICK / KNAPTON	1:11.359	41	RILEY / JAMES	51.257	10	87	FENWICK / KNAPTON	2:02.339	2:02.503	0.164
11	5	SHAND / SZEINEL	1:11.377	10	HARRISON / MOORE	51.420	11	14	LOCKEY / BINNS	2:03.844	2:03.844	0.000
12	14	LOCKEY / BINNS	1:11.650	14	LOCKEY / BINNS	52.194	12	10	HARRISON / MOORE	2:04.807	2:06.119	1.312
13	96	SAUNDERS / STOKOE	1:12.186	96	SAUNDERS / STOKOE	52.680	13	96	SAUNDERS / STOKO	2:04.866	2:04.866	0.000
14	117	D. SCHOFIELD / SMITH	1:13.235	13	M. HEGARTY / WHITNALL	53.050	14	5	SHAND / SZEINEL	2:04.927	2:06.158	1.231
15	10	HARRISON / MOORE	1:13.387	117	D. SCHOFIELD / SMITH	53.303	15	117	D. SCHOFIELD / SMI	2:06.538	2:07.152	0.614
16	13	M. HEGARTY / WHITNALL	1:13.629	71	C. SCHOFIELD / DAWKINS	53.309	16	13	M. HEGARTY / WHIT	2:06.679	2:06.679	0.000
17	32	HORSPOLE / COLE	1:15.124	5	SHAND / SZEINEL	53.550	17	71	C. SCHOFIELD / DAW	2:08.592	2:08.664	0.072
18	71	C. SCHOFIELD / DAWKINS	1:15.283	37	MORPHET / REILLY	54.235	18	37	MORPHET / REILLY	2:10.588	2:10.588	0.000
19	39	MOORE / DODD	1:16.335	20	D'HENIN / WHEELER	54.631	19	32	HORSPOLE / COLE	2:10.664	2:10.664	0.000
20	37	MORPHET / REILLY	1:16.353	39	MOORE / DODD	54.688	20	39	MOORE / DODD	2:11.023	2:11.023	0.000
21	20	D'HENIN / WHEELER	1:16.579	32	HORSPOLE / COLE	55.540	21	20	D'HENIN / WHEELER	2:11.210	2:11.890	0.680
22							22	33	S. HEGARTY / NEAV		1:59.260	
23												

International Sidecar Revival Meeting 2023

FSRA British F2 Sidecars

QUALIFYING - STATISTICS

Competitors Started	23
Planned Start	2023-08-05 @ 15:30:00.000
Actual Start	2023-08-05 @ 15:31:22.173
Finish Time	2023-08-05 @ 15:46:03.424
Track Length	2.1800mi.
Total Laps	102
Total Distance Covered	222.3619mi.

Session Fastest Lap History

NO	CL	NAME	LAP TIME	TIME OF DAY	LAP	VEHICLE
7	S	GIBSON / GIBBONS	1:55.478	15:33:49.206	1	CES F2 SUZUKI
7	S	GIBSON / GIBBONS	1:54.021	15:35:43.228	2	CES F2 SUZUKI
7	S	GIBSON / GIBBONS	1:53.567	15:37:36.794	3	CES F2 SUZUKI
99	S	S. RAMSDEN / M. RAMSDEN	1:53.492	15:37:41.866	3	LCR HONDA
7	S	GIBSON / GIBBONS	1:53.026	15:39:29.820	4	CES F2 SUZUKI
72	S	P. FOUNDS / WALMSLEY	1:50.815	15:40:26.785	4	LCR HONDA
72	S	P. FOUNDS / WALMSLEY	1:50.631	15:44:10.226	6	LCR HONDA

Flag History

TYPE	TIME OF DAY
GREEN	15:31:22.173
FINISH	15:46:03.424

Flag Statistics

TYPE	COUNT	TOTAL LAPS	TOTAL TIME
Green	1	7	17:22.161
Red	0	0	0.000
Safety Car	0	0	0.000
FCY	0	0	0.000

International Sidecar Revival Meeting 2023

FSRA British F2 Sidecars

QUALIFYING - STATISTICS

CLASS : S

10 Starters

Fastest Lap History

NO	NAME	LAP TIME	TIME OF DAY	LAP	VEHICLE
7	GIBSON / GIBBONS	1:55.478	15:33:49.206	1	CES F2 SUZUKI
7	GIBSON / GIBBONS	1:54.021	15:35:43.228	2	CES F2 SUZUKI
7	GIBSON / GIBBONS	1:53.567	15:37:36.794	3	CES F2 SUZUKI
99	S. RAMSDEN / M. RAMSDEN	1:53.492	15:37:41.866	3	LCR HONDA
7	GIBSON / GIBBONS	1:53.026	15:39:29.820	4	CES F2 SUZUKI
72	P. FOUNDS / WALMSLEY	1:50.815	15:40:26.785	4	LCR HONDA
72	P. FOUNDS / WALMSLEY	1:50.631	15:44:10.226	6	LCR HONDA

International Sidecar Revival Meeting 2023

FSRA British F2 Sidecars

QUALIFYING - STATISTICS

CLASS : SWC

2 Starters

Fastest Lap History

NO	NAME	LAP TIME	TIME OF DAY	LAP	VEHICLE
5	SHAND / SZEINEL	2:08.480	15:34:21.943	1	SHAND F2 SUZUKI 600
5	SHAND / SZEINEL	2:06.158	15:38:39.761	3	SHAND F2 SUZUKI 600
87	FENWICK / KNAPTON	2:03.952	15:41:29.574	1	Shelbourne Yamaha
87	FENWICK / KNAPTON	2:03.735	15:43:33.310	2	Shelbourne Yamaha
87	FENWICK / KNAPTON	2:02.503	15:45:35.813	3	Shelbourne Yamaha

International Sidecar Revival Meeting 2023

FSRA British F2 Sidecars

QUALIFYING - STATISTICS

CLASS : C

11 Starters

Fastest Lap History

NO	NAME	LAP TIME	TIME OF DAY	LAP	VEHICLE
8	ILARIA / BROWN	1:56.428	15:33:49.986	1	DDM 600
8	ILARIA / BROWN	1:54.976	15:35:44.961	2	DDM 600
8	ILARIA / BROWN	1:54.591	15:37:39.552	3	DDM 600



International Sidecar Revival Meeting 2023

FSRA British F2 Sidecars

RACE 13 - GRID (10 Laps)

ROW 13	25	137	KNIGHT / HUGHES			
ROW 12		23	25	BINGHAM / RYDER	24 45 LYNCH / MCDONNELL	
ROW 11		21	39	MOORE / DODD	22 20 D'HENIN / WHEELER	
ROW 10			19	37	MORPHET / REILLY	20 32 HORSPOLE / COLE
ROW 9		17	117	D. SCHOFIELD / SMITH	18 71 C. SCHOFIELD / DAWKINS	
ROW 8			15	5	SHAND / SZEINEL	16 13 M. HEGARTY / WHITNALL
ROW 7		13	96	SAUNDERS / STOKOE	14 10 HARRISON / MOORE	
ROW 6			11	87	FENWICK / KNAPTON	12 14 LOCKEY / BINNS
ROW 5		9	41	RILEY / JAMES	10 68 S. CHANDLER / B. CHANDLER	
ROW 4			7	26	ATKINSON / MIDDLETON	8 6 BAKER / FITZPATRICK
ROW 3		5	8	ILARIA / BROWN	6 33 S. HEGARTY / NEAVE	
ROW 2			3	99	S. RAMSDEN / M. RAMSDEN	4 44 A. FOUNDS / ROBERTS
ROW 1		1	72	P. FOUNDS / WALMSLEY	2 7 GIBSON / GIBBONS	
Pole						

Cadwell Park: 2.1800 miles

These results are provisional until the conclusion of any judicial and technical matters.

Clerk Of Course :	Stewards :	Timekeeper : <i>Craig Smith</i>
-------------------	------------	------------------------------------

Results can be found at www.tsl-timing.com

Printed - 15:53 Saturday, 05 August 2023





International Sidecar Revival Meeting 2023

FSRA British F2 Sidecars

RACE 2 - CLASSIFICATION

POS	NO	CL	PIC NAME	ENTRY	LAPS	TIME	GAP	DIFF	MPH	BEST	ON
1	72	S	1 P. FOUNDS / WALMSLEY	LCR HONDA - Trustland Construction	10	16:46.841			77.94	1:36.360	5
2	99	S	2 S. RAMSDEN / M. RAMSDEN	LCR HONDA - Ramsden Racing	10	16:58.810	11.969	11.969	77.03	1:40.145	8
3	33	S	3 S. HEGARTY / NEAVE	Baker HONDA - Sean Hegarty Ltd	10	16:59.081	12.240	0.271	77.01	1:40.423	4
4	8	C	1 ILARIA / BROWN	DDM 600 - Powerhouse	10	17:00.190	13.349	1.109	76.92	1:40.444	8
5	26	S	4 ATKINSON / MIDDLETON	Bellas F2 - Artic	10	17:12.322	25.481	12.132	76.02	1:41.861	10
6	14	S	5 LOCKEY / BINNS	LCR HONDA - Real Racing	10	17:17.352	30.511	5.030	75.65	1:41.271	8
7	10	S	6 HARRISON / MOORE	Bellas HONDA - Town Garage	10	17:17.846	31.005	0.494	75.61	1:41.254	8
8	32	S	7 HORSPOLE / COLE	Shelbourne HONDA - baker plant hire	10	17:33.955	47.114	16.109	74.46	1:43.179	6
9	68	C	2 S. CHANDLER / B. CHANDLER	CES HONDA - White Rose Racing	10	17:52.050	1:05.209	18.095	73.20	1:45.999	4
10	117	C	3 D. SCHOFIELD / SMITH	Bellas YAMAHA - V8PR.co.uk	10	17:52.122	1:05.281	0.072	73.20	1:44.215	9
11	96	C	4 SAUNDERS / STOKOE	Baker HONDA - Homechoice Flooring Specialists	10	17:52.303	1:05.462	0.181	73.18	1:44.450	9
12	5	SWC	1 SHAND / SZEINEL	SHAND F2 SUZUKI 600 - J & D PIERCE CONTRAC	10	17:52.836	1:05.995	0.533	73.15	1:44.694	8
13	6	S	8 BAKER / FITZPATRICK	Baker Suzuki - Marin	10	18:07.336	1:20.495	14.500	72.17	1:46.890	7
14	44	S	9 A. FOUNDS / ROBERTS	LCR Yamaha - Sparten Automotive/ Indelible Ink tat	10	18:07.417	1:20.576	0.081	72.17	1:40.752	2
15	13	C	5 M. HEGARTY / WHITNALL	Shelbourne HONDA - Mark Hegarty Surfacing	10	18:08.265	1:21.424	0.848	72.11	1:46.797	7
16	71	C	6 C. SCHOFIELD / DAWKINS	Baker Honda -	10	18:08.504	1:21.663	0.239	72.09	1:46.762	7
17	39	C	7 MOORE / DODD	Ireson HONDA - MDK office seating,LPC,LBS racing	10	18:21.282	1:34.441	12.778	71.26	1:48.343	10
18	20	C	8 D'HENIN / WHEELER	DDM 600 - Hunts Motorcycles	9	16:52.281	1 Lap	1 Lap	69.77	1:50.462	6

NOT CLASSIFIED

DNF	41	C	RILEY / JAMES	D D M F2 - Finecut Developments	8	14:44.769	2 Laps	1 Lap	70.96	1:47.652	4
DNF	7	S	GIBSON / GIBBONS	CES F2 SUZUKI - Gibson Racing	6	10:15.258	4 Laps	2 Laps	76.53	1:40.981	6
DNF	87	SWC	FENWICK / KNAPTON	Shelbourne Yamaha - CR Fenwick Commercials Ltd	4	6:55.082	6 Laps	2 Laps	75.62	1:40.648	3
DNF	25	C	BINGHAM / RYDER	Shelbourne Suzuki - AB Paintworx	1	2:03.832	9 Laps	3 Laps	63.37		

FASTEST LAP

	72	S	P. FOUNDS / WALMSLEY	LCR HONDA - Trustland Construction	5	1:36.360			81.44 mph	131.07 kph	
	8	C	ILARIA / BROWN	DDM 600 - Powerhouse	8	1:40.444			78.13 mph	125.74 kph	
	87	SWC	FENWICK / KNAPTON	Shelbourne Yamaha - CR Fenwick Commercials Ltd	3	1:40.648			77.97 mph	125.48 kph	

Class S - 92.5% of Race Speed = 72.09 mph

Class C - 92.5% of Race Speed = 71.15 mph

Class SWC - 92.5% of Race Speed = 67.66 mph

Weather / Track : Sunny / Drying

These results are provisional until the conclusion of any judicial and technical matters.

Race Distance: 10 Laps / 21.80 miles

Cadwell Park: 2.1800 miles

Date: 06/08/2023 Start: 09:48 Finish: 10:05

Clerk Of Course :

Stewards :

Timekeeper :

*Craig Smith*Results can be found at www.tsl-timing.com

Printed - 10:07 Sunday, 06 August 2023



International Sidecar Revival Meeting 2023

FSRA British F2 Sidecars

RACE 2 - LAP CHART

LAP 1 @ 09:50:04.405

NO	BEHIND	LAP TIME
44		1:45.768
72	0.219	1:45.987
99	1.151	1:46.919
7	1.866	1:47.634
33	2.591	1:48.359
8	3.498	1:49.266
26	4.383	1:50.151
87	4.981	1:50.749
68	6.919	1:52.687
14	7.617	1:53.385
10	8.380	1:54.148
6	9.118	1:54.886
96	9.685	1:55.453
32	9.809	1:55.577
5	10.188	1:55.956
41	10.475	1:56.243
13	11.359	1:57.127
117	12.249	1:58.017
39	13.089	1:58.857
71	13.608	1:59.376
20	14.795	2:00.563
25	18.064	2:03.832

LAP 2 @ 09:51:45.157

NO	BEHIND	LAP TIME
44		1:40.752
72	0.298	1:40.831
99	1.788	1:41.389
7	2.169	1:41.055
33	2.367	1:40.528
8	3.990	1:41.244
26	5.667	1:42.036
87	6.197	1:41.968
14	11.422	1:44.557
10	11.715	1:44.087
68	13.661	1:47.494
32	13.783	1:44.726
6	16.471	1:48.105
96	16.751	1:47.818
41	18.063	1:48.340
5	18.232	1:48.796
117	18.352	1:46.855
13	19.041	1:48.434
71	21.433	1:48.577
39	22.563	1:50.226
20	24.651	1:50.608

LAP 3 @ 09:53:25.010

NO	BEHIND	LAP TIME
72		1:39.555
44	2.403	1:42.256
99	2.898	1:40.963
7	3.775	1:41.459
33	4.321	1:41.807
8	5.408	1:41.271
87	6.992	1:40.648
26	8.508	1:42.694
14	14.584	1:43.015
10	15.015	1:43.153
32	18.104	1:44.174
68	19.845	1:46.037
96	24.414	1:47.516

6	24.657	1:48.039
5	25.009	1:46.630
117	25.695	1:47.196
13	26.748	1:47.560
41	27.332	1:49.122
71	29.528	1:47.948
39	32.026	1:49.316
20	36.128	1:51.330

LAP 4 @ 09:55:04.421

NO	BEHIND	LAP TIME
72		1:39.411
44	4.756	1:41.764
99	5.161	1:41.674
33	5.333	1:40.423
7	6.064	1:41.700
8	6.914	1:40.917
87	9.298	1:41.717
26	12.033	1:42.936
14	18.247	1:43.074
10	18.580	1:42.976
32	22.207	1:43.514
68	26.433	1:45.999
6	32.572	1:47.326
96	32.986	1:47.983
117	33.267	1:46.983
5	33.574	1:47.976
13	34.394	1:47.057
41	35.573	1:47.652
71	37.073	1:46.956
39	41.802	1:49.187
20	48.715	1:51.998

LAP 5 @ 09:56:40.781

NO	BEHIND	LAP TIME
72		1:36.360
99	11.530	1:42.729
33	11.718	1:42.745
7	12.133	1:42.429
8	12.519	1:41.965
26	18.688	1:43.015
14	24.826	1:42.939
10	25.220	1:43.000
32	29.901	1:44.054
68	36.840	1:46.767
117	42.563	1:45.656
96	43.225	1:46.599
5	43.456	1:46.242
6	46.277	1:50.065
13	46.829	1:48.795
41	47.434	1:48.221
71	47.885	1:47.172
44	54.563	2:26.167 P
39	54.931	1:49.489
20	1:03.577	1:51.222

LAP 6 @ 09:58:19.550

NO	BEHIND	LAP TIME
72		1:38.769
99	13.511	1:40.750
33	13.821	1:40.872
7	14.345	1:40.981
8	15.594	1:41.844
26	22.653	1:42.734

14	28.570	1:42.513
10	29.040	1:42.589
32	34.311	1:43.179
68	44.120	1:46.049
117	49.648	1:45.854
96	50.250	1:45.794
5	50.687	1:46.000
6	55.388	1:47.880
13	55.734	1:47.674
71	56.322	1:47.206
39	1:05.187	1:49.025
41	1:05.675	1:57.010
44	1:05.676	1:49.882
20	1:15.270	1:50.462

LAP 7 @ 09:59:59.852

NO	BEHIND	LAP TIME
72		1:40.302
33	14.473	1:40.954
99	15.216	1:42.007
8	16.976	1:41.684
26	24.685	1:42.334
14	30.331	1:42.063
10	30.934	1:42.196
32	37.942	1:43.933
68	50.521	1:46.703
117	55.225	1:45.879
5	56.456	1:46.071
96	56.723	1:46.775
6	1:01.976	1:46.890
13	1:02.229	1:46.797
71	1:02.782	1:46.762
44	1:10.576	1:45.202
39	1:14.340	1:49.455
41	1:14.627	1:49.254
20	1:29.015	1:54.047

LAP 8 @ 10:01:40.525

NO	BEHIND	LAP TIME
72		1:40.673
33	14.286	1:40.486
99	14.688	1:40.145
8	16.747	1:40.444
26	26.414	1:42.402
14	30.929	1:41.271
10	31.515	1:41.254
32	42.024	1:44.755
68	57.325	1:47.477
117	59.697	1:45.145
5	1:00.477	1:44.694
96	1:01.080	1:45.030
13	1:09.338	1:47.782
6	1:09.808	1:48.505
71	1:10.761	1:48.652
44	1:13.441	1:43.538
39	1:22.330	1:48.663
41	1:22.881	1:48.927
20	1:39.588	1:51.246

LAP 9 @ 10:03:22.353

NO	BEHIND	LAP TIME
72		1:41.828
99	13.634	1:40.774
33	14.229	1:41.771

8	15.399	1:40.480
26	26.745	1:42.159
14	31.163	1:42.062
10	31.569	1:41.882
32	45.089	1:44.893
68	1:01.810	1:46.313
117	1:02.084	1:44.215
5	1:03.573	1:44.924
96	1:03.702	1:44.450
6	1:15.929	1:47.949
13	1:16.540	1:49.030
71	1:16.745	1:47.812
44	1:16.883	1:45.270
39	1:29.223	1:48.721

LAP 10 @ 10:05:05.478

NO	BEHIND	LAP TIME
72		1:43.125
20	1 Lap	1:50.805
99	11.969	1:41.460
33	12.240	1:41.136
8	13.349	1:41.075
26	25.481	1:41.861
14	30.511	1:42.473
10	31.005	1:42.561
32	47.114	1:45.150
68	1:05.209	1:46.524
117	1:05.281	1:46.322
96	1:05.462	1:44.885
5	1:05.995	1:45.547
6	1:20.495	1:47.691
44	1:20.576	1:46.818
13	1:21.424	1:48.009
71	1:21.663	1:48.043
39	1:34.441	1:48.343

International Sidecar Revival Meeting 2023

FSRA British F2 Sidecars

RACE 2 - POSITION CHART

No	Name	Lap											
		Pos	1	2	3	4	5	6	7	8	9	10	
72	P. FOUNDS / WALMSLEY	1	44	44	72	72	72	72	72	72	72	72	72
7	GIBSON / GIBBONS	2	72	72	44	44	99	99	33	33	99	99	
99	S. RAMSDEN / M. RAMSDEN	3	99	99	99	99	33	33	99	99	33	33	
44	A. FOUNDS / ROBERTSON	4	7	7	7	33	7	7	8	8	8	8	
8	ILARIA / BROWN	5	33	33	33	7	8	8	26	26	26	26	
33	S. HEGARTY / NEAVE	6	8	8	8	8	26	26	14	14	14	14	
26	ATKINSON / MIDDLETON	7	26	26	87	87	14	14	10	10	10	10	
6	BAKER / FITZPATRICK	8	87	87	26	26	10	10	32	32	32	32	
41	RILEY / JAMES	9	68	14	14	14	32	32	68	68	68	68	
68	S. CHANDLER / B. CHANDLER	10	14	10	10	10	68	68	117	117	117	117	
87	FENWICK / KNAPTON	11	10	68	32	32	117	117	5	5	5	96	
14	LOCKEY / BINNS	12	6	32	68	68	96	96	96	96	96	5	
96	SAUNDERS / STOKOE	13	96	6	96	6	5	5	6	13	6	6	
10	HARRISON / MOORE	14	32	96	6	96	6	6	13	6	13	44	
5	SHAND / SZEINEL	15	5	41	5	117	13	13	71	71	71	13	
13	M. HEGARTY / WHITMAN	16	41	5	117	5	41	71	44	44	44	71	
117	D. SCHOFIELD / SMITH	17	13	117	13	13	71	39	39	39	39	39	
71	C. SCHOFIELD / DAWKINS	18	117	13	41	41	44	41	41	41	20		
32	HORSPOLE / COLE	19	39	71	71	71	39	44	20	20			
39	MOORE / DODD	20	71	39	39	39	20	20					
20	D'HENIN / WHEELER	21	20	20	20	20							
25	BINGHAM / RYDER	22	25										

International Sidecar Revival Meeting 2023

FSRA British F2 Sidecars

RACE 2 - SECTOR ANALYSIS



SECTOR 1 = FL to I1, SECTOR 2 = I1 to FL, DIFF = Difference To Personal Best Lap, P = Crossed Finish Line in Pit Lane, D = Time Disallowed

P1 72 S		P. FOUNDS / WALMSLEY		LCR HONDA - Trustland Construction			
IDEAL LAP TIME : 1:36.360		BEST LAP TIME : 1:36.360		DIFFERENCE : 0.000			
LAP	SECTOR 1	SECTOR 2	LAP TIME	MPH	DIFF	TIME OF DAY	
1 -		42.225	1:45.987	74.04	9.627	09:50:04.624	
2 -	57.160	43.671	1:40.831	77.83	4.471	09:51:45.455	
3 -	57.008	42.547	1:39.555	78.83	3.195	09:53:25.010	
4 -	56.984	42.427	1:39.411 (3)	78.94	3.051	09:55:04.421	
5 -	55.390	40.970	1:36.360 (1)	81.44		09:56:40.781	
6 -	56.526	42.243	1:38.769 (2)	79.45	2.409	09:58:19.550	
7 -	57.434	42.868	1:40.302	78.24	3.942	09:59:59.852	
8 -	57.621	43.052	1:40.673	77.95	4.313	10:01:40.525	
9 -	58.238	43.590	1:41.828	77.07	5.468	10:03:22.353	
10 -	58.719	44.406	1:43.125	76.10	6.765	10:05:05.478	

P2 99 S		S. RAMSDEN / M. RAMSDEN		LCR HONDA - Ramsden Racing			
IDEAL LAP TIME : 1:39.999		BEST LAP TIME : 1:40.145		DIFFERENCE : 0.146			
LAP	SECTOR 1	SECTOR 2	LAP TIME	MPH	DIFF	TIME OF DAY	
1 -		42.781	1:46.919	73.40	6.774	09:50:05.556	
2 -	58.075	43.314	1:41.389	77.40	1.244	09:51:46.945	
3 -	58.035	42.928	1:40.963	77.73	0.818	09:53:27.908	
4 -	57.779	43.895	1:41.674	77.18	1.529	09:55:09.582	
5 -	59.271	43.458	1:42.729	76.39	2.584	09:56:52.311	
6 -	58.152	42.598	1:40.750 (2)	77.89	0.605	09:58:33.061	
7 -	58.672	43.335	1:42.007	76.93	1.862	10:00:15.068	
8 -	57.925	42.220	1:40.145 (1)	78.36		10:01:55.213	
9 -	58.299	42.475	1:40.774 (3)	77.87	0.629	10:03:35.987	
10 -	58.473	42.987	1:41.460	77.35	1.315	10:05:17.447	

P3 33 S		S. HEGARTY / NEAVE		Baker HONDA - Sean Hegarty Ltd			
IDEAL LAP TIME : 1:40.044		BEST LAP TIME : 1:40.423		DIFFERENCE : 0.379			
LAP	SECTOR 1	SECTOR 2	LAP TIME	MPH	DIFF	TIME OF DAY	
1 -		42.846	1:48.359	72.42	7.936	09:50:06.996	
2 -	58.025	42.503	1:40.528 (3)	78.06	0.105	09:51:47.524	
3 -	58.759	43.048	1:41.807	77.08	1.384	09:53:29.331	
4 -	58.024	42.399	1:40.423 (1)	78.15		09:55:09.754	
5 -	59.662	43.083	1:42.745	76.38	2.322	09:56:52.499	
6 -	58.526	42.346	1:40.872	77.80	0.449	09:58:33.371	
7 -	58.097	42.857	1:40.954	77.73	0.531	10:00:14.325	
8 -	57.698	42.788	1:40.486 (2)	78.10	0.063	10:01:54.811	
9 -	59.361	42.410	1:41.771	77.11	1.348	10:03:36.582	
10 -	58.383	42.753	1:41.136	77.59	0.713	10:05:17.718	

P4 8 C		ILARIA / BROWN		DDM 600 - Powerhouse			
IDEAL LAP TIME : 1:40.393		BEST LAP TIME : 1:40.444		DIFFERENCE : 0.051			
LAP	SECTOR 1	SECTOR 2	LAP TIME	MPH	DIFF	TIME OF DAY	
1 -		43.433	1:49.266	71.82	8.822	09:50:07.903	
2 -	57.813	43.431	1:41.244	77.51	0.800	09:51:49.147	
3 -	58.084	43.187	1:41.271	77.49	0.827	09:53:30.418	
4 -	57.889	43.028	1:40.917 (3)	77.76	0.473	09:55:11.335	
5 -	58.660	43.305	1:41.965	76.96	1.521	09:56:53.300	
6 -	58.915	42.929	1:41.844	77.05	1.400	09:58:35.144	
7 -	58.013	43.671	1:41.684	77.18	1.240	10:00:16.828	
8 -	57.775	42.669	1:40.444 (1)	78.13		10:01:57.272	
9 -	57.724	42.756	1:40.480 (2)	78.10	0.036	10:03:37.752	
10 -	58.321	42.754	1:41.075	77.64	0.631	10:05:18.827	

International Sidecar Revival Meeting 2023

FSRA British F2 Sidecars

RACE 2 - SECTOR ANALYSIS



SECTOR 1 = FL to I1, SECTOR 2 = I1 to FL, DIFF = Difference To Personal Best Lap, P = Crossed Finish Line in Pit Lane, D = Time Disallowed

P5 26 S		ATKINSON / MIDDLETON		Bellas F2 - Artic		
IDEAL LAP TIME : 1:41.721		BEST LAP TIME : 1:41.861		DIFFERENCE : 0.140		
LAP	SECTOR 1	SECTOR 2	LAP TIME	MPH	DIFF	TIME OF DAY
1 -		43.678	1:50.151	71.24	8.290	09:50:08.788
2 -	58.789	43.247	1:42.036 (2)	76.91	0.175	09:51:50.824
3 -	59.356	43.338	1:42.694	76.42	0.833	09:53:33.518
4 -	59.338	43.598	1:42.936	76.24	1.075	09:55:16.454
5 -	59.831	43.184	1:43.015	76.18	1.154	09:56:59.469
6 -	59.546	43.188	1:42.734	76.39	0.873	09:58:42.203
7 -	59.187	43.147	1:42.334	76.69	0.473	10:00:24.537
8 -	59.375	43.027	1:42.402	76.63	0.541	10:02:06.939
9 -	58.959	43.200	1:42.159 (3)	76.82	0.298	10:03:49.098
10 -	58.929	42.932	1:41.861 (1)	77.04		10:05:30.959

P6 14 S		LOCKEY / BINNS		LCR HONDA - Real Racing		
IDEAL LAP TIME : 1:41.271		BEST LAP TIME : 1:41.271		DIFFERENCE : 0.000		
LAP	SECTOR 1	SECTOR 2	LAP TIME	MPH	DIFF	TIME OF DAY
1 -		44.646	1:53.385	69.21	12.114	09:50:12.022
2 -	1:00.446	44.111	1:44.557	75.06	3.286	09:51:56.579
3 -	59.391	43.624	1:43.015	76.18	1.744	09:53:39.594
4 -	59.671	43.403	1:43.074	76.14	1.803	09:55:22.668
5 -	59.134	43.805	1:42.939	76.23	1.668	09:57:05.607
6 -	59.213	43.300	1:42.513	76.55	1.242	09:58:48.120
7 -	58.964	43.099	1:42.063 (3)	76.89	0.792	10:00:30.183
8 -	58.387	42.884	1:41.271 (1)	77.49		10:02:11.454
9 -	58.886	43.176	1:42.062 (2)	76.89	0.791	10:03:53.516
10 -	59.292	43.181	1:42.473	76.58	1.202	10:05:35.989

P7 10 S		HARRISON / MOORE		Bellas HONDA - Town Garage		
IDEAL LAP TIME : 1:41.254		BEST LAP TIME : 1:41.254		DIFFERENCE : 0.000		
LAP	SECTOR 1	SECTOR 2	LAP TIME	MPH	DIFF	TIME OF DAY
1 -		44.941	1:54.148	68.75	12.894	09:50:12.785
2 -	1:00.085	44.002	1:44.087	75.39	2.833	09:51:56.872
3 -	59.460	43.693	1:43.153	76.08	1.899	09:53:40.025
4 -	59.596	43.380	1:42.976	76.21	1.722	09:55:23.001
5 -	59.150	43.850	1:43.000	76.19	1.746	09:57:06.001
6 -	59.212	43.377	1:42.589	76.50	1.335	09:58:48.590
7 -	58.836	43.360	1:42.196 (3)	76.79	0.942	10:00:30.786
8 -	58.542	42.712	1:41.254 (1)	77.50		10:02:12.040
9 -	58.759	43.123	1:41.882 (2)	77.03	0.628	10:03:53.922
10 -	59.182	43.379	1:42.561	76.52	1.307	10:05:36.483

P8 32 S		HORSPOLE / COLE		Shelbourne HONDA - baker plant hire		
IDEAL LAP TIME : 1:43.179		BEST LAP TIME : 1:43.179		DIFFERENCE : 0.000		
LAP	SECTOR 1	SECTOR 2	LAP TIME	MPH	DIFF	TIME OF DAY
1 -		45.698	1:55.577	67.90	12.398	09:50:14.214
2 -	1:00.242	44.484	1:44.726	74.93	1.547	09:51:58.940
3 -	1:00.187	43.987	1:44.174	75.33	0.995	09:53:43.114
4 -	59.693	43.821	1:43.514 (2)	75.81	0.335	09:55:26.628
5 -	1:00.223	43.831	1:44.054	75.42	0.875	09:57:10.682
6 -	59.430	43.749	1:43.179 (1)	76.06		09:58:53.861
7 -	59.635	44.298	1:43.933 (3)	75.51	0.754	10:00:37.794
8 -	1:00.181	44.574	1:44.755	74.91	1.576	10:02:22.549
9 -	1:00.617	44.276	1:44.893	74.81	1.714	10:04:07.442
10 -	1:00.271	44.879	1:45.150	74.63	1.971	10:05:52.592

International Sidecar Revival Meeting 2023

FSRA British F2 Sidecars

RACE 2 - SECTOR ANALYSIS



SECTOR 1 = FL to I1, SECTOR 2 = I1 to FL, DIFF = Difference To Personal Best Lap, P = Crossed Finish Line in Pit Lane, D = Time Disallowed

P9 68 C		S. CHANDLER / B. CHANDLER		CES HONDA - White Rose Racing			
IDEAL LAP TIME : 1:45.772		BEST LAP TIME : 1:45.999		DIFFERENCE : 0.227			
LAP	SECTOR 1	SECTOR 2	LAP TIME	MPH	DIFF	TIME OF DAY	
1 -		45.223	1:52.687	69.64	6.688	09:50:11.324	
2 -	1:02.251	45.243	1:47.494	73.00	1.495	09:51:58.818	
3 -	1:01.055	44.982	1:46.037 (2)	74.01	0.038	09:53:44.855	
4 -	1:01.108	44.891	1:45.999 (1)	74.03		09:55:30.854	
5 -	1:01.554	45.213	1:46.767	73.50	0.768	09:57:17.621	
6 -	1:01.332	44.717	1:46.049 (3)	74.00	0.050	09:59:03.670	
7 -	1:01.402	45.301	1:46.703	73.55	0.704	10:00:50.373	
8 -	1:02.032	45.445	1:47.477	73.02	1.478	10:02:37.850	
9 -	1:01.528	44.785	1:46.313	73.82	0.314	10:04:24.163	
10 -	1:01.569	44.955	1:46.524	73.67	0.525	10:06:10.687	

P10 117 C		D. SCHOFIELD / SMITH		Bellas YAMAHA - V8PR.co.uk			
IDEAL LAP TIME : 1:44.215		BEST LAP TIME : 1:44.215		DIFFERENCE : 0.000			
LAP	SECTOR 1	SECTOR 2	LAP TIME	MPH	DIFF	TIME OF DAY	
1 -		45.646	1:58.017	66.49	13.802	09:50:16.654	
2 -	1:01.053	45.802	1:46.855	73.44	2.640	09:52:03.509	
3 -	1:01.610	45.586	1:47.196	73.21	2.981	09:53:50.705	
4 -	1:01.316	45.667	1:46.983	73.35	2.768	09:55:37.688	
5 -	1:00.958	44.698	1:45.656 (3)	74.27	1.441	09:57:23.344	
6 -	1:01.164	44.690	1:45.854	74.14	1.639	09:59:09.198	
7 -	1:01.518	44.361	1:45.879	74.12	1.664	10:00:55.077	
8 -	1:00.687	44.458	1:45.145 (2)	74.64	0.930	10:02:40.222	
9 -	1:00.150	44.065	1:44.215 (1)	75.30		10:04:24.437	
10 -	1:01.629	44.693	1:46.322	73.81	2.107	10:06:10.759	

P11 96 C		SAUNDERS / STOKOE		Baker HONDA - Homechoice Flooring Specialists			
IDEAL LAP TIME : 1:44.218		BEST LAP TIME : 1:44.450		DIFFERENCE : 0.232			
LAP	SECTOR 1	SECTOR 2	LAP TIME	MPH	DIFF	TIME OF DAY	
1 -		45.972	1:55.453	67.97	11.003	09:50:14.090	
2 -	1:01.580	46.238	1:47.818	72.78	3.368	09:52:01.908	
3 -	1:01.588	45.928	1:47.516	72.99	3.066	09:53:49.424	
4 -	1:02.104	45.879	1:47.983	72.67	3.533	09:55:37.407	
5 -	1:01.589	45.010	1:46.599	73.62	2.149	09:57:24.006	
6 -	1:00.961	44.833	1:45.794	74.18	1.344	09:59:09.800	
7 -	1:01.649	45.126	1:46.775	73.50	2.325	10:00:56.575	
8 -	1:00.848	44.182	1:45.030 (3)	74.72	0.580	10:02:41.605	
9 -	1:00.036	44.414	1:44.450 (1)	75.13		10:04:26.055	
10 -	1:00.304	44.581	1:44.885 (2)	74.82	0.435	10:06:10.940	

P12 5 SWC		SHAND / SZEINEL		SHAND F2 SUZUKI 600 - J & D PIERCE CONTRACTS			
IDEAL LAP TIME : 1:44.317		BEST LAP TIME : 1:44.694		DIFFERENCE : 0.377			
LAP	SECTOR 1	SECTOR 2	LAP TIME	MPH	DIFF	TIME OF DAY	
1 -		45.531	1:55.956	67.68	11.262	09:50:14.593	
2 -	1:02.210	46.586	1:48.796	72.13	4.102	09:52:03.389	
3 -	1:00.656	45.974	1:46.630	73.60	1.936	09:53:50.019	
4 -	1:02.249	45.727	1:47.976	72.68	3.282	09:55:37.995	
5 -	1:01.658	44.584	1:46.242	73.86	1.548	09:57:24.237	
6 -	1:01.167	44.833	1:46.000	74.03	1.306	09:59:10.237	
7 -	1:00.953	45.118	1:46.071	73.98	1.377	10:00:56.308	
8 -	1:00.077	44.617	1:44.694 (1)	74.96		10:02:41.002	
9 -	59.733	45.191	1:44.924 (2)	74.79	0.230	10:04:25.926	
10 -	1:00.948	44.599	1:45.547 (3)	74.35	0.853	10:06:11.473	

International Sidecar Revival Meeting 2023

FSRA British F2 Sidecars

RACE 2 - SECTOR ANALYSIS



SECTOR 1 = FL to I1, SECTOR 2 = I1 to FL, DIFF = Difference To Personal Best Lap, P = Crossed Finish Line in Pit Lane, D = Time Disallowed

P13 6 S		BAKER / FITZPATRICK		Baker Suzuki - Marin		
IDEAL LAP TIME : 1:46.382		BEST LAP TIME : 1:46.890		DIFFERENCE : 0.508		
LAP	SECTOR 1	SECTOR 2	LAP TIME	MPH	DIFF	TIME OF DAY
1 -		46.658	1:54.886	68.31	7.996	09:50:13.523
2 -	1:01.802	46.303	1:48.105	72.59	1.215	09:52:01.628
3 -	1:01.449	46.590	1:48.039	72.64	1.149	09:53:49.667
4 -	1:01.683	45.643	1:47.326 (2)	73.12	0.436	09:55:36.993
5 -	1:03.349	46.716	1:50.065	71.30	3.175	09:57:27.058
6 -	1:01.282	46.598	1:47.880	72.74	0.990	09:59:14.938
7 -	1:01.562	45.328	1:46.890 (1)	73.42		10:01:01.828
8 -	1:01.233	47.272	1:48.505	72.32	1.615	10:02:50.333
9 -	1:02.063	45.886	1:47.949	72.70	1.059	10:04:38.282
10 -	1:01.054	46.637	1:47.691 (3)	72.87	0.801	10:06:25.973

P14 44 S		A. FOUNDS / ROBERTS		LCR Yamaha - Sparten Automotive/ Indelible Ink tattoo studio C		
IDEAL LAP TIME : 1:40.026		BEST LAP TIME : 1:40.752		DIFFERENCE : 0.726		
LAP	SECTOR 1	SECTOR 2	LAP TIME	MPH	DIFF	TIME OF DAY
1 -		42.855	1:45.768	74.20	5.016	09:50:04.405
2 -	57.171	43.581	1:40.752 (1)	77.89		09:51:45.157
3 -	58.932	43.324	1:42.256 (3)	76.74	1.504	09:53:27.413
4 -	58.092	43.672	1:41.764 (2)	77.12	1.012	09:55:09.177
5 -	59.511	IN PIT	2:26.167 P	53.69	45.415	09:57:35.344
6 -	OUTLAP	45.099	1:49.882	71.42	9.130	09:59:25.226
7 -	1:00.635	44.567	1:45.202	74.59	4.450	10:01:10.428
8 -	1:00.108	43.430	1:43.538	75.79	2.786	10:02:53.966
9 -	59.973	45.297	1:45.270	74.55	4.518	10:04:39.236
10 -	1:00.416	46.402	1:46.818	73.47	6.066	10:06:26.054

P15 13 C		M. HEGARTY / WHITNALL		Shelbourne HONDA - Mark Hegarty Surfacing		
IDEAL LAP TIME : 1:46.103		BEST LAP TIME : 1:46.797		DIFFERENCE : 0.694		
LAP	SECTOR 1	SECTOR 2	LAP TIME	MPH	DIFF	TIME OF DAY
1 -		45.898	1:57.127	67.00	10.330	09:50:15.764
2 -	1:02.454	45.980	1:48.434	72.37	1.637	09:52:04.198
3 -	1:01.531	46.029	1:47.560 (3)	72.96	0.763	09:53:51.758
4 -	1:01.845	45.212	1:47.057 (2)	73.30	0.260	09:55:38.815
5 -	1:01.755	47.040	1:48.795	72.13	1.998	09:57:27.610
6 -	1:01.184	46.490	1:47.674	72.88	0.877	09:59:15.284
7 -	1:01.878	44.919	1:46.797 (1)	73.48		10:01:02.081
8 -	1:01.700	46.082	1:47.782	72.81	0.985	10:02:49.863
9 -	1:02.853	46.177	1:49.030	71.98	2.233	10:04:38.893
10 -	1:01.481	46.528	1:48.009	72.66	1.212	10:06:26.902

P16 71 C		C. SCHOFIELD / DAWKINS		Baker Honda -		
IDEAL LAP TIME : 1:46.012		BEST LAP TIME : 1:46.762		DIFFERENCE : 0.750		
LAP	SECTOR 1	SECTOR 2	LAP TIME	MPH	DIFF	TIME OF DAY
1 -		47.894	1:59.376	65.74	12.614	09:50:18.013
2 -	1:03.382	45.195	1:48.577	72.28	1.815	09:52:06.590
3 -	1:02.882	45.066	1:47.948	72.70	1.186	09:53:54.538
4 -	1:02.081	44.875	1:46.956 (2)	73.37	0.194	09:55:41.494
5 -	1:01.137	46.035	1:47.172 (3)	73.22	0.410	09:57:28.666
6 -	1:01.673	45.533	1:47.206	73.20	0.444	09:59:15.872
7 -	1:01.557	45.205	1:46.762 (1)	73.50		10:01:02.634
8 -	1:01.321	47.331	1:48.652	72.23	1.890	10:02:51.286
9 -	1:02.194	45.618	1:47.812	72.79	1.050	10:04:39.098
10 -	1:02.105	45.938	1:48.043	72.63	1.281	10:06:27.141

International Sidecar Revival Meeting 2023

FSRA British F2 Sidecars

RACE 2 - SECTOR ANALYSIS



SECTOR 1 = FL to I1, SECTOR 2 = I1 to FL, DIFF = Difference To Personal Best Lap, P = Crossed Finish Line in Pit Lane, D = Time Disallowed

P17 39 C		MOORE / DODD		Ireson HONDA - MDK office seating,LPC,LBS racing			
IDEAL LAP TIME : 1:48.295		BEST LAP TIME : 1:48.343		DIFFERENCE : 0.048			
LAP	SECTOR 1	SECTOR 2	LAP TIME	MPH	DIFF	TIME OF DAY	
1 -		46.923	1:58.857	66.02	10.514	09:50:17.494	
2 -	1:04.158	46.068	1:50.226	71.19	1.883	09:52:07.720	
3 -	1:02.755	46.561	1:49.316	71.79	0.973	09:53:57.036	
4 -	1:03.066	46.121	1:49.187	71.87	0.844	09:55:46.223	
5 -	1:03.602	45.887	1:49.489	71.67	1.146	09:57:35.712	
6 -	1:03.138	45.887	1:49.025	71.98	0.682	09:59:24.737	
7 -	1:03.057	46.398	1:49.455	71.70	1.112	10:01:14.192	
8 -	1:02.873	45.790	1:48.663 (2)	72.22	0.320	10:03:02.855	
9 -	1:02.804	45.917	1:48.721 (3)	72.18	0.378	10:04:51.576	
10 -	1:02.803	45.540	1:48.343 (1)	72.43		10:06:39.919	

P18 20 C		D'HENIN / WHEELER		DDM 600 - Hunts Motorcycles			
IDEAL LAP TIME : 1:49.255		BEST LAP TIME : 1:50.462		DIFFERENCE : 1.207			
LAP	SECTOR 1	SECTOR 2	LAP TIME	MPH	DIFF	TIME OF DAY	
1 -		47.862	2:00.563	65.09	10.101	09:50:19.200	
2 -	1:03.618	46.990	1:50.608 (2)	70.95	0.146	09:52:09.808	
3 -	1:04.777	46.553	1:51.330	70.49	0.868	09:54:01.138	
4 -	1:04.427	47.571	1:51.998	70.07	1.536	09:55:53.136	
5 -	1:03.359	47.863	1:51.222	70.56	0.760	09:57:44.358	
6 -	1:03.798	46.664	1:50.462 (1)	71.04		09:59:34.820	
7 -	1:03.018	51.029	1:54.047	68.81	3.585	10:01:28.867	
8 -	1:03.906	47.340	1:51.246	70.54	0.784	10:03:20.113	
9 -	1:04.568	46.237	1:50.805 (3)	70.82	0.343	10:05:10.918	

P19 41 C		RILEY / JAMES		D D M F2 - Finecut Developments			
IDEAL LAP TIME : 1:46.415		BEST LAP TIME : 1:47.652		DIFFERENCE : 1.237			
LAP	SECTOR 1	SECTOR 2	LAP TIME	MPH	DIFF	TIME OF DAY	
1 -		45.516	1:56.243	67.51	8.591	09:50:14.880	
2 -	1:01.308	47.032	1:48.340 (3)	72.43	0.688	09:52:03.220	
3 -	1:02.975	46.147	1:49.122	71.92	1.470	09:53:52.342	
4 -	1:01.989	45.663	1:47.652 (1)	72.90		09:55:39.994	
5 -	1:00.899	47.322	1:48.221 (2)	72.51	0.569	09:57:28.215	
6 -	1:11.077	45.933	1:57.010	67.07	9.358	09:59:25.225	
7 -	1:02.781	46.473	1:49.254	71.83	1.602	10:01:14.479	
8 -	1:02.979	45.948	1:48.927	72.04	1.275	10:03:03.406	

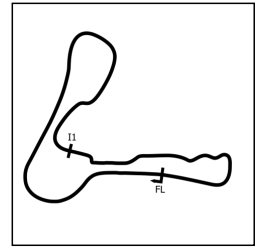
P20 7 S		GIBSON / GIBBONS		CES F2 SUZUKI - Gibson Racing			
IDEAL LAP TIME : 1:40.397		BEST LAP TIME : 1:40.981		DIFFERENCE : 0.584			
LAP	SECTOR 1	SECTOR 2	LAP TIME	MPH	DIFF	TIME OF DAY	
1 -		42.690	1:47.634	72.91	6.653	09:50:06.271	
2 -	57.723	43.332	1:41.055 (2)	77.66	0.074	09:51:47.326	
3 -	58.351	43.108	1:41.459 (3)	77.35	0.478	09:53:28.785	
4 -	58.568	43.132	1:41.700	77.16	0.719	09:55:10.485	
5 -	59.199	43.230	1:42.429	76.61	1.448	09:56:52.914	
6 -	58.307	42.674	1:40.981 (1)	77.71		09:58:33.895	

P21 87 SWC		FENWICK / KNAPTON		Shelbourne Yamaha - CR Fenwick Commercials Ltd			
IDEAL LAP TIME : 1:40.648		BEST LAP TIME : 1:40.648		DIFFERENCE : 0.000			
LAP	SECTOR 1	SECTOR 2	LAP TIME	MPH	DIFF	TIME OF DAY	
1 -		43.959	1:50.749	70.86	10.101	09:50:09.386	
2 -	58.782	43.186	1:41.968 (3)	76.96	1.320	09:51:51.354	
3 -	57.692	42.956	1:40.648 (1)	77.97		09:53:32.002	
4 -	58.352	43.365	1:41.717 (2)	77.15	1.069	09:55:13.719	

International Sidecar Revival Meeting 2023

FSRA British F2 Sidecars

RACE 2 - SECTOR ANALYSIS



SECTOR 1 = FL to I1, SECTOR 2 = I1 to FL, DIFF = Difference To Personal Best Lap, P = Crossed Finish Line in Pit Lane, D = Time Disallowed

P22 25 C		BINGHAM / RYDER		Shelbourne Suzuki - AB Paintworx		
IDEAL LAP TIME : 1:56.658		BEST LAP TIME :		DIFFERENCE :		
LAP	SECTOR 1	SECTOR 2	LAP TIME	MPH	DIFF	TIME OF DAY
1 -		49.398	2:03.832	63.37		09:50:22.469

International Sidecar Revival Meeting 2023

FSRA British F2 Sidecars

RACE 2 - BEST SECTORS

SECTOR 1			SECTOR 2			IDEAL / BEST COMPARISON						
POS	NO	NAME	TIME	NO	NAME	TIME	POS	NO	NAME	IDEAL	BEST	DIFF
									PERFECT LAP	1:36.360		
1	72	P. FOUNDS / WALMSLEY	55.390	72	P. FOUNDS / WALMSLEY	40.970	1	72	P. FOUNDS / WALMS	1:36.360	1:36.360	0.000
2	44	A. FOUNDS / ROBERTS	57.171	99	S. RAMSDEN / M. RAMSDEN	42.220	2	99	S. RAMSDEN / M. RAI	1:39.999	1:40.145	0.146
3	87	FENWICK / KNAPTON	57.692	33	S. HEGARTY / NEAVE	42.346	3	44	A. FOUNDS / ROBER	1:40.026	1:40.752	0.726
4	33	S. HEGARTY / NEAVE	57.698	8	ILARIA / BROWN	42.669	4	33	S. HEGARTY / NEAVE	1:40.044	1:40.423	0.379
5	7	GIBSON / GIBBONS	57.723	7	GIBSON / GIBBONS	42.674	5	8	ILARIA / BROWN	1:40.393	1:40.444	0.051
6	8	ILARIA / BROWN	57.724	10	HARRISON / MOORE	42.712	6	7	GIBSON / GIBBONS	1:40.397	1:40.981	0.584
7	99	S. RAMSDEN / M. RAMSDEN	57.779	44	A. FOUNDS / ROBERTS	42.855	7	87	FENWICK / KNAPTON	1:40.648	1:40.648	0.000
8	14	LOCKEY / BINNS	58.387	14	LOCKEY / BINNS	42.884	8	10	HARRISON / MOORE	1:41.254	1:41.254	0.000
9	10	HARRISON / MOORE	58.542	26	ATKINSON / MIDDLETON	42.932	9	14	LOCKEY / BINNS	1:41.271	1:41.271	0.000
10	26	ATKINSON / MIDDLETON	58.789	87	FENWICK / KNAPTON	42.956	10	26	ATKINSON / MIDDLE	1:41.721	1:41.861	0.140
11	32	HORSPOLE / COLE	59.430	32	HORSPOLE / COLE	43.749	11	32	HORSPOLE / COLE	1:43.179	1:43.179	0.000
12	5	SHAND / SZEINEL	59.733	117	D. SCHOFIELD / SMITH	44.065	12	117	D. SCHOFIELD / SMIT	1:44.215	1:44.215	0.000
13	96	SAUNDERS / STOKOE	1:00.036	96	SAUNDERS / STOKOE	44.182	13	96	SAUNDERS / STOKO	1:44.218	1:44.450	0.232
14	117	D. SCHOFIELD / SMITH	1:00.150	5	SHAND / SZEINEL	44.584	14	5	SHAND / SZEINEL	1:44.317	1:44.694	0.377
15	41	RILEY / JAMES	1:00.899	68	S. CHANDLER / B. CHANDLER	44.717	15	68	S. CHANDLER / B. CH	1:45.772	1:45.999	0.227
16	6	BAKER / FITZPATRICK	1:01.054	71	C. SCHOFIELD / DAWKINS	44.875	16	71	C. SCHOFIELD / DAW	1:46.012	1:46.762	0.750
17	68	S. CHANDLER / B. CHANDLER	1:01.055	13	M. HEGARTY / WHITNALL	44.919	17	13	M. HEGARTY / WHITN	1:46.103	1:46.797	0.694
18	71	C. SCHOFIELD / DAWKINS	1:01.137	6	BAKER / FITZPATRICK	45.328	18	6	BAKER / FITZPATRIC	1:46.382	1:46.890	0.508
19	13	M. HEGARTY / WHITNALL	1:01.184	41	RILEY / JAMES	45.516	19	41	RILEY / JAMES	1:46.415	1:47.652	1.237
20	39	MOORE / DODD	1:02.755	39	MOORE / DODD	45.540	20	39	MOORE / DODD	1:48.295	1:48.343	0.048
21	20	D'HENIN / WHEELER	1:03.018	20	D'HENIN / WHEELER	46.237	21	20	D'HENIN / WHEELER	1:49.255	1:50.462	1.207
22	25	BINGHAM / RYDER	1:07.260	25	BINGHAM / RYDER	49.398	22	25	BINGHAM / RYDER	1:56.658		

International Sidecar Revival Meeting 2023

FSRA British F2 Sidecars

RACE 2 - STATISTICS

Competitors Started	22
Planned Start	2023-08-06 @ 09:50:00.000
Actual Start	2023-08-06 @ 09:48:18.636
Finish Time	2023-08-06 @ 10:05:01.793
Track Length	2.1800mi.
Total Laps	198
Total Distance Covered	431.6437mi.

Session Fastest Lap History

NO	CL	NAME	LAP TIME	TIME OF DAY	LAP	VEHICLE
44	S	A. FOUNDS / ROBERTS	1:40.752	09:51:45.173	2	LCR Yamaha
33	S	S. HEGARTY / NEAVE	1:40.528	09:51:47.562	2	Baker HONDA
72	S	P. FOUNDS / WALMSLEY	1:39.555	09:53:25.027	3	LCR HONDA
72	S	P. FOUNDS / WALMSLEY	1:39.411	09:55:04.439	4	LCR HONDA
72	S	P. FOUNDS / WALMSLEY	1:36.360	09:56:40.798	5	LCR HONDA

Session Leader History

NO	CL	NAME	FROM LAP	LAPS LED	DISTANCE	VEHICLE
44	S	A. FOUNDS / ROBERTS	1	2	4.36 miles	LCR Yamaha
72	S	P. FOUNDS / WALMSLEY	3	8	17.44 miles	LCR HONDA

Flag History

TYPE	TIME OF DAY
GREEN	09:48:18.636
FINISH	10:05:01.793

Flag Statistics

TYPE	COUNT	TOTAL LAPS	TOTAL TIME
Green	1	10	18:32.156
Red	0	0	0.000
Safety Car	0	0	0.000
FCY	0	0	0.000

International Sidecar Revival Meeting 2023

FSRA British F2 Sidecars

RACE 2 - STATISTICS

CLASS : S

10 Starters

Fastest Lap History

NO	NAME	LAP TIME	TIME OF DAY	LAP	VEHICLE
44	A. FOUNDS / ROBERTS	1:40.752	09:51:45.173	2	LCR Yamaha
33	S. HEGARTY / NEAVE	1:40.528	09:51:47.562	2	Baker HONDA
72	P. FOUNDS / WALMSLEY	1:39.555	09:53:25.027	3	LCR HONDA
72	P. FOUNDS / WALMSLEY	1:39.411	09:55:04.439	4	LCR HONDA
72	P. FOUNDS / WALMSLEY	1:36.360	09:56:40.798	5	LCR HONDA

Leader History

NO	NAME	FROM LAP	LAPS LED	DISTANCE	VEHICLE
44	A. FOUNDS / ROBERTS	1	2	4.36 miles	LCR Yamaha
72	P. FOUNDS / WALMSLEY	3	8	17.44 miles	LCR HONDA

International Sidecar Revival Meeting 2023

FSRA British F2 Sidecars

RACE 2 - STATISTICS

CLASS : SWC

2 Starters

Fastest Lap History

NO	NAME	LAP TIME	TIME OF DAY	LAP	VEHICLE
87	FENWICK / KNAPTON	1:41.968	09:51:51.374	2	Shelbourne Yamaha
87	FENWICK / KNAPTON	1:40.648	09:53:32.021	3	Shelbourne Yamaha

Leader History

NO	NAME	FROM LAP	LAPS LED	DISTANCE	VEHICLE
87	FENWICK / KNAPTON	1	4	8.72 miles	Shelbourne Yamaha
5	SHAND / SZEINEL	5	6	13.08 miles	SHAND F2 SUZUKI 600

International Sidecar Revival Meeting 2023

FSRA British F2 Sidecars

RACE 2 - STATISTICS

CLASS : C

10 Starters

Fastest Lap History

NO	NAME	LAP TIME	TIME OF DAY	LAP	VEHICLE
8	ILARIA / BROWN	1:41.244	09:51:49.162	2	DDM 600
8	ILARIA / BROWN	1:40.917	09:55:11.350	4	DDM 600
8	ILARIA / BROWN	1:40.444	10:01:57.288	8	DDM 600

Leader History

NO	NAME	FROM LAP	LAPS LED	DISTANCE	VEHICLE
8	ILARIA / BROWN	1	10	21.80 miles	DDM 600



International Sidecar Revival Meeting 2023

FSRA British F2 Sidecars

RACE 10 - GRID (10 Laps)

ROW 13	25	137	KNIGHT / HUGHES		
ROW 12		23	37	MORPHET / REILLY	24 45 LYNCH / MCDONNELL
ROW 11		21	20	D'HENIN / WHEELER	22 25 BINGHAM / RYDER
ROW 10			1:50.462		
ROW 10		19	41	RILEY / JAMES	20 39 MOORE / DODD
ROW 9			1:47.652		1:48.343
ROW 9		17	13	M. HEGARTY / WHITNALL	18 6 BAKER / FITZPATRICK
ROW 8			1:46.797		1:46.890
ROW 8			1:45.999		1:46.762
ROW 8		15	68	S. CHANDLER / B. CHANDLER	16 71 C. SCHOFIELD / DAWKINS
ROW 7			1:44.450		1:44.694
ROW 7		13	96	SAUNDERS / STOKOE	14 5 SHAND / SZEINEL
ROW 6			1:43.179		1:44.215
ROW 6		11	32	HORSPOLE / COLE	12 117 D. SCHOFIELD / SMITH
ROW 5			1:41.271		1:41.861
ROW 5		9	14	LOCKEY / BINNS	10 26 ATKINSON / MIDDLETON
ROW 4			1:40.981		1:41.254
ROW 4		7	7	GIBSON / GIBBONS	8 10 HARRISON / MOORE
ROW 3			1:40.145		1:36.360
ROW 3		5	99	S. RAMSDEN / M. RAMSDEN	6 72 P. FOUNDS / WALMSLEY
ROW 2			1:40.444		1:40.423
ROW 2		3	8	ILARIA / BROWN	4 33 S. HEGARTY / NEAVE
ROW 1			1:40.752		1:40.648
ROW 1		1	44	A. FOUNDS / ROBERTS	2 87 FENWICK / KNAPTON
Pole					

Cadwell Park: 2.1800 miles

These results are provisional until the conclusion of any judicial and technical matters.

Clerk Of Course :	Stewards :	Timekeeper : <i>Craig Smith</i>
-------------------	------------	------------------------------------

Results can be found at www.tsl-timing.com

Printed - 10:10 Sunday, 06 August 2023





International Sidecar Revival Meeting 2023

FSRA British F2 Sidecars

RACE 10 - CLASSIFICATION

POS	NO	CL	PIC NAME	ENTRY	LAPS	TIME	GAP	DIFF	MPH	BEST	ON
1	72	S	1 P. FOUNDS / WALMSLEY	LCR HONDA - Trustland Construction	10	16:41.750			78.34	1:37.412	8
2	33	S	2 S. HEGARTY / NEAVE	Baker HONDA - Sean Hegarty Ltd	10	16:44.637	2.887	2.887	78.11	1:39.472	3
3	99	S	3 S. RAMSDEN / M. RAMSDEN	LCR HONDA - Ramsden Racing	10	16:51.183	9.433	6.546	77.61	1:38.751	5
4	7	S	4 GIBSON / GIBBONS	CES F2 SUZUKI - Gibson Racing	10	16:55.203	13.453	4.020	77.30	1:39.477	10
5	8	C	1 ILARIA / BROWN	DDM 600 - Powerhouse	10	16:59.485	17.735	4.282	76.98	1:40.387	9
6	26	S	5 ATKINSON / MIDDLETON	Bellas F2 - Artic	10	17:11.439	29.689	11.954	76.08	1:41.268	8
7	14	S	6 LOCKEY / BINNS	LCR HONDA - Real Racing	10	17:13.970	32.220	2.531	75.90	1:41.548	8
8	32	S	7 HORSPOLE / COLE	Shelbourne HONDA - baker plant hire	10	17:23.561	41.811	9.591	75.20	1:42.197	3
9	96	C	2 SAUNDERS / STOKOE	Baker HONDA - Homechoice Flooring Specialists	10	17:34.331	52.581	10.770	74.43	1:43.938	9
10	117	C	3 D. SCHOFIELD / SMITH	Bellas YAMAHA - V8PR.co.uk	10	17:56.773	1:15.023	22.442	72.88	1:44.325	3
11	13	C	4 M. HEGARTY / WHITNALL	Shelbourne HONDA - Mark Hegarty Surfacing	10	17:58.280	1:16.530	1.507	72.78	1:45.822	6
12	39	C	5 MOORE / DODD	Ireson HONDA - MDK office seating,LPC,LBS racing	10	18:11.839	1:30.089	13.559	71.87	1:46.517	7
13	41	C	6 RILEY / JAMES	D D M F2 - Finecut Developments	10	18:13.749	1:31.999	1.910	71.75	1:47.133	7
14	71	C	7 C. SCHOFIELD / DAWKINS	Baker Honda -	10	18:27.842	1:46.092	14.093	70.84	1:47.633	3
15	20	C	8 D'HENIN / WHEELER	DDM 600 - Hunts Motorcycles	9	17:02.971	1 Lap	1 Lap	69.04	1:48.582	5

NOT CLASSIFIED

DNF	5	SWC	SHAND / SZEINEL	SHAND F2 SUZUKI 600 - J & D PIERCE CONTRAC	7	12:19.925	3 Laps	2 Laps	74.24	1:43.404	7
DNF	6	S	BAKER / FITZPATRICK	Baker Suzuki - Marin	7	12:44.767	3 Laps	24.842	71.83	1:47.159	7
DNF	44	S	A. FOUNDS / ROBERTS	LCR Yamaha - Sparten Automotive/ Indelible Ink tat	6	10:05.581	4 Laps	1 Lap	77.75	1:39.573	3
DNF	10	S	HARRISON / MOORE	Bellas HONDA - Town Garage	4	6:55.708	6 Laps	2 Laps	75.51	1:40.572	2
DNF	68	C	S. CHANDLER / B. CHANDLER	CES HONDA - White Rose Racing	3	5:31.167	7 Laps	1 Lap	71.09	1:47.202	3
DNF	25	C	BINGHAM / RYDER	Shelbourne Suzuki - AB Paintworx	2	3:51.907	8 Laps	1 Lap	67.68	1:51.183	2
DNF	87	SWC	FENWICK / KNAPTON	Shelbourne Yamaha - CR Fenwick Commercials Ltd	0						

FASTEST LAP

72	S	P. FOUNDS / WALMSLEY	LCR HONDA - Trustland Construction	8	1:37.412	80.56 mph	129.65 kph
8	C	ILARIA / BROWN	DDM 600 - Powerhouse	9	1:40.387	78.17 mph	125.81 kph
5	SWC	SHAND / SZEINEL	SHAND F2 SUZUKI 600 - J & D PIERCE CONTRAC	7	1:43.404	75.89 mph	122.14 kph

Class S - 92.5% of Race Speed = 72.46 mph

Class C - 92.5% of Race Speed = 71.20 mph

Weather / Track : Cloudy / Dry

These results are provisional until the conclusion of any judicial and technical matters.

Race Distance: 10 Laps / 21.80 miles

Cadwell Park: 2.1800 miles

Date: 06/08/2023 Start: 14:17 Finish: 14:34

Clerk Of Course :

Stewards :

Timekeeper :

*Craig Smith*Results can be found at www.tsl-timing.com

Printed - 14:38 Sunday, 06 August 2023



International Sidecar Revival Meeting 2023

FSRA British F2 Sidecars

RACE 10 - LAP CHART

LAP 1 @ 14:19:33.395

NO	BEHIND	LAP TIME
44		1:44.825
33	0.842	1:45.667
10	1.809	1:46.634
99	2.683	1:47.508
72	3.012	1:47.837
7	4.206	1:49.031
8	5.729	1:50.554
26	6.500	1:51.325
14	7.285	1:52.110
32	7.626	1:52.451
5	8.640	1:53.465
96	9.030	1:53.855
117	9.565	1:54.390
68	11.182	1:56.007
6	13.306	1:58.131
13	13.481	1:58.306
71	14.120	1:58.945
39	14.352	1:59.177
41	14.726	1:59.551
25	15.899	2:00.724
20	16.182	2:01.007

LAP 2 @ 14:21:13.874

NO	BEHIND	LAP TIME
44		1:40.479
33	0.546	1:40.183
10	1.902	1:40.572
72	2.102	1:39.569
99	2.800	1:40.596
7	5.839	1:42.112
8	7.539	1:42.289
26	8.902	1:42.881
32	9.891	1:42.744
14	10.638	1:43.832
5	13.273	1:45.112
96	13.532	1:44.981
117	14.690	1:45.604
68	18.661	1:47.958
6	20.688	1:47.861
13	21.039	1:48.037
71	21.403	1:47.762
39	21.877	1:48.004
41	22.448	1:48.201
25	26.603	1:51.183
20	46.684	2:10.981

LAP 3 @ 14:22:53.447

NO	BEHIND	LAP TIME
44		1:39.573
33	0.445	1:39.472
72	1.062	1:38.533
99	2.836	1:39.609
10	3.960	1:41.631
7	7.573	1:41.307
8	9.142	1:41.176
26	11.466	1:42.137
32	12.515	1:42.197
14	13.373	1:42.308
96	18.069	1:44.110
5	18.806	1:45.106
117	19.442	1:44.325
68	26.290	1:47.202

6	28.974	1:47.859
13	29.278	1:47.812
71	29.463	1:47.633
39	30.333	1:48.029
41	30.625	1:47.750
20	57.949	1:50.838

LAP 4 @ 14:24:33.155

NO	BEHIND	LAP TIME
44		1:39.708
72	0.354	1:39.000
33	0.602	1:39.865
99	2.438	1:39.310
7	8.780	1:40.915
8	10.682	1:41.248
10	11.123	1:46.871
26	13.716	1:41.958
32	15.029	1:42.222
14	16.319	1:42.654
96	22.316	1:43.955
5	23.280	1:44.182
117	24.245	1:44.511
13	36.748	1:47.178
71	38.069	1:48.314
6	38.180	1:48.914
41	38.651	1:47.734
39	38.891	1:48.266
20	1:08.429	1:50.188

LAP 5 @ 14:26:13.019

NO	BEHIND	LAP TIME
44		1:39.864
72	0.307	1:39.817
33	0.772	1:40.034
99	1.325	1:38.751
7	9.900	1:40.984
8	11.972	1:41.154
26	15.676	1:41.824
32	18.090	1:42.925
14	18.750	1:42.295
96	26.901	1:44.449
5	27.646	1:44.230
117	28.836	1:44.455
13	42.900	1:46.016
6	45.680	1:47.364
41	46.186	1:47.399
71	46.844	1:48.639
39	46.998	1:47.971
20	1:17.147	1:48.582

LAP 6 @ 14:27:53.428

NO	BEHIND	LAP TIME
72		1:40.102
44	0.723	1:41.132
33	1.045	1:40.682
99	1.644	1:40.728
7	10.407	1:40.916
8	11.954	1:40.391
26	17.216	1:41.949
32	21.364	1:43.683
14	21.558	1:43.217
96	30.846	1:44.354
5	31.663	1:44.426
117	32.824	1:44.397

13	48.313	1:45.822
6	52.750	1:47.479
41	53.163	1:47.386
39	54.043	1:47.454
71	58.918	1:52.483
20	1:27.170	1:50.432

LAP 7 @ 14:29:32.282

NO	BEHIND	LAP TIME
72		1:38.854
33	1.749	1:39.558
99	2.417	1:39.627
7	12.090	1:40.537
8	13.931	1:40.831
26	20.620	1:42.258
14	25.087	1:42.383
32	26.430	1:43.920
5	36.213	1:43.404
96	36.965	1:44.973
117	39.038	1:45.068
13	55.613	1:46.154
6	1:01.055	1:47.159
41	1:01.442	1:47.133
39	1:01.706	1:46.517
71	1:11.883	1:51.819

LAP 8 @ 14:31:09.694

NO	BEHIND	LAP TIME
72		1:37.412
20	1 Lap	1:49.509
33	3.952	1:39.615
99	4.370	1:39.365
7	14.517	1:39.839
8	16.995	1:40.476
26	24.476	1:41.268
14	29.223	1:41.548
32	32.763	1:43.745
96	45.329	1:45.776
117	51.607	1:49.981
13	1:04.806	1:46.605
39	1:12.000	1:47.706
41	1:12.497	1:48.467
71	1:25.763	1:51.292

LAP 9 @ 14:32:47.357

NO	BEHIND	LAP TIME
72		1:37.663
33	6.134	1:39.845
99	6.616	1:39.909
20	1 Lap	1:49.861
7	16.939	1:40.085
8	19.719	1:40.387
26	28.934	1:42.121
14	33.431	1:41.871
32	39.467	1:44.367
96	51.604	1:43.938
117	1:05.635	1:51.691
13	1:13.635	1:46.492
41	1:23.366	1:48.532
39	1:24.577	1:50.240
71	1:38.312	1:50.212

LAP 10 @ 14:34:30.320

NO	BEHIND	LAP TIME
72		1:42.963
33	2.887	1:39.716
99	9.433	1:45.780
7	13.453	1:39.477
8	17.735	1:40.979
20	1 Lap	1:51.573
26	29.689	1:43.718
14	32.220	1:41.752
32	41.811	1:45.307
96	52.581	1:43.940
117	1:15.023	1:52.351
13	1:16.530	1:45.858
39	1:30.089	1:48.475
41	1:31.999	1:51.596
71	1:46.092	1:50.743

International Sidecar Revival Meeting 2023

FSRA British F2 Sidecars

RACE 10 - POSITION CHART

No	Name	Lap Pos										
			1	2	3	4	5	6	7	8	9	10
44	A. FOUNDS / ROBERT	1	44	44	44	44	44	72	72	72	72	72
87	FENWICK / KNAPTON	2	33	33	33	72	72	44	33	33	33	33
8	ILARIA / BROWN	3	10	10	72	33	33	33	99	99	99	99
33	S. HEGARTY / NEAVE	4	99	72	99	99	99	99	7	7	7	7
99	S. RAMSDEN / M. RAM	5	72	99	10	7	7	7	8	8	8	8
72	P. FOUNDS / WALMSL	6	7	7	7	8	8	8	26	26	26	26
7	GIBSON / GIBBONS	7	8	8	8	10	26	26	14	14	14	14
10	HARRISON / MOORE	8	26	26	26	26	32	32	32	32	32	32
14	LOCKEY / BINNS	9	14	32	32	32	14	14	5	96	96	96
26	ATKINSON / MIDDLET	10	32	14	14	14	96	96	96	117	117	117
32	HORSPOLE / COLE	11	5	5	96	96	5	5	117	13	13	13
117	D. SCHOFIELD / SMITH	12	96	96	5	5	117	117	13	39	41	39
96	SAUNDERS / STOKOE	13	117	117	117	117	13	13	6	41	39	41
5	SHAND / SZEINEL	14	68	68	68	13	6	6	41	71	71	71
68	S. CHANDLER / B. CHA	15	6	6	6	71	41	41	39	20	20	
71	C. SCHOFIELD / DAWK	16	13	13	13	6	71	39	71			
13	M. HEGARTY / WHITNA	17	71	71	71	41	39	71	20			
6	BAKER / FITZPATRICK	18	39	39	39	39	20	20				
41	RILEY / JAMES	19	41	41	41	20						
39	MOORE / DODD	20	25	25	20							
20	D'HENIN / WHEELER	21	20	20								
25	BINGHAM / RYDER	22										

International Sidecar Revival Meeting 2023

FSRA British F2 Sidecars

RACE 10 - SECTOR ANALYSIS



SECTOR 1 = FL to I1, SECTOR 2 = I1 to FL, DIFF = Difference To Personal Best Lap, P = Crossed Finish Line in Pit Lane, D = Time Disallowed

P1 72 S		P. FOUNDS / WALMSLEY		LCR HONDA - Trustland Construction			
IDEAL LAP TIME : 1:37.412		BEST LAP TIME : 1:37.412		DIFFERENCE : 0.000			
LAP	SECTOR 1	SECTOR 2	LAP TIME	MPH	DIFF	TIME OF DAY	
1 -		42.803	1:47.837	72.77	10.425	14:19:36.407	
2 -	57.128	42.441	1:39.569	78.82	2.157	14:21:15.976	
3 -	56.478	42.055	1:38.533 (3)	79.64	1.121	14:22:54.509	
4 -	56.260	42.740	1:39.000	79.27	1.588	14:24:33.509	
5 -	57.084	42.733	1:39.817	78.62	2.405	14:26:13.326	
6 -	58.186	41.916	1:40.102	78.40	2.690	14:27:53.428	
7 -	56.649	42.205	1:38.854	79.39	1.442	14:29:32.282	
8 -	55.687	41.725	1:37.412 (1)	80.56		14:31:09.694	
9 -	55.785	41.878	1:37.663 (2)	80.35	0.251	14:32:47.357	
10 -	58.290	44.673	1:42.963	76.22	5.551	14:34:30.320	

P2 33 S		S. HEGARTY / NEAVE		Baker HONDA - Sean Hegarty Ltd			
IDEAL LAP TIME : 1:38.843		BEST LAP TIME : 1:39.472		DIFFERENCE : 0.629			
LAP	SECTOR 1	SECTOR 2	LAP TIME	MPH	DIFF	TIME OF DAY	
1 -		41.991	1:45.667	74.27	6.195	14:19:34.237	
2 -	57.311	42.872	1:40.183	78.33	0.711	14:21:14.420	
3 -	57.048	42.424	1:39.472 (1)	78.89		14:22:53.892	
4 -	57.641	42.224	1:39.865	78.58	0.393	14:24:33.757	
5 -	57.192	42.842	1:40.034	78.45	0.562	14:26:13.791	
6 -	58.225	42.457	1:40.682	77.94	1.210	14:27:54.473	
7 -	57.763	41.795	1:39.558 (2)	78.82	0.086	14:29:34.031	
8 -	57.334	42.281	1:39.615 (3)	78.78	0.143	14:31:13.646	
9 -	57.779	42.066	1:39.845	78.60	0.373	14:32:53.491	
10 -	57.529	42.187	1:39.716	78.70	0.244	14:34:33.207	

P3 99 S		S. RAMSDEN / M. RAMSDEN		LCR HONDA - Ramsden Racing			
IDEAL LAP TIME : 1:38.751		BEST LAP TIME : 1:38.751		DIFFERENCE : 0.000			
LAP	SECTOR 1	SECTOR 2	LAP TIME	MPH	DIFF	TIME OF DAY	
1 -		42.770	1:47.508	72.99	8.757	14:19:36.078	
2 -	58.010	42.586	1:40.596	78.01	1.845	14:21:16.674	
3 -	57.485	42.124	1:39.609	78.78	0.858	14:22:56.283	
4 -	57.485	41.825	1:39.310 (2)	79.02	0.559	14:24:35.593	
5 -	57.109	41.642	1:38.751 (1)	79.47		14:26:14.344	
6 -	58.025	42.703	1:40.728	77.91	1.977	14:27:55.072	
7 -	57.742	41.885	1:39.627	78.77	0.876	14:29:34.699	
8 -	57.202	42.163	1:39.365 (3)	78.98	0.614	14:31:14.064	
9 -	57.875	42.034	1:39.909	78.55	1.158	14:32:53.973	
10 -	1:03.134	42.646	1:45.780	74.19	7.029	14:34:39.753	

P4 7 S		GIBSON / GIBBONS		CES F2 SUZUKI - Gibson Racing			
IDEAL LAP TIME : 1:39.477		BEST LAP TIME : 1:39.477		DIFFERENCE : 0.000			
LAP	SECTOR 1	SECTOR 2	LAP TIME	MPH	DIFF	TIME OF DAY	
1 -		43.178	1:49.031	71.98	9.554	14:19:37.601	
2 -	58.814	43.298	1:42.112	76.85	2.635	14:21:19.713	
3 -	58.512	42.795	1:41.307	77.46	1.830	14:23:01.020	
4 -	58.110	42.805	1:40.915	77.76	1.438	14:24:41.935	
5 -	58.609	42.375	1:40.984	77.71	1.507	14:26:22.919	
6 -	58.407	42.509	1:40.916	77.76	1.439	14:28:03.835	
7 -	58.381	42.156	1:40.537	78.06	1.060	14:29:44.372	
8 -	57.863	41.976	1:39.839 (2)	78.60	0.362	14:31:24.211	
9 -	57.624	42.461	1:40.085 (3)	78.41	0.608	14:33:04.296	
10 -	57.590	41.887	1:39.477 (1)	78.89		14:34:43.773	

International Sidecar Revival Meeting 2023

FSRA British F2 Sidecars

RACE 10 - SECTOR ANALYSIS



SECTOR 1 = FL to I1, SECTOR 2 = I1 to FL, DIFF = Difference To Personal Best Lap, P = Crossed Finish Line in Pit Lane, D = Time Disallowed

P5		8 C		ILARIA / BROWN		DDM 600 - Powerhouse	
IDEAL LAP TIME : 1:40.236		BEST LAP TIME : 1:40.387		DIFFERENCE : 0.151			
LAP	SECTOR 1	SECTOR 2	LAP TIME	MPH	DIFF	TIME OF DAY	
1 -		44.119	1:50.554	70.98	10.167	14:19:39.124	
2 -	58.826	43.463	1:42.289	76.72	1.902	14:21:21.413	
3 -	58.295	42.881	1:41.176	77.56	0.789	14:23:02.589	
4 -	58.341	42.907	1:41.248	77.51	0.861	14:24:43.837	
5 -	58.404	42.750	1:41.154	77.58	0.767	14:26:24.991	
6 -	57.926	42.465	1:40.391 (2)	78.17	0.004	14:28:05.382	
7 -	58.237	42.594	1:40.831	77.83	0.444	14:29:46.213	
8 -	57.965	42.511	1:40.476 (3)	78.10	0.089	14:31:26.689	
9 -	57.863	42.524	1:40.387 (1)	78.17		14:33:07.076	
10 -	57.771	43.208	1:40.979	77.71	0.592	14:34:48.055	

P6		26 S		ATKINSON / MIDDLETON		Bellas F2 - Artic	
IDEAL LAP TIME : 1:41.268		BEST LAP TIME : 1:41.268		DIFFERENCE : 0.000			
LAP	SECTOR 1	SECTOR 2	LAP TIME	MPH	DIFF	TIME OF DAY	
1 -		44.641	1:51.325	70.49	10.057	14:19:39.895	
2 -	59.065	43.816	1:42.881	76.28	1.613	14:21:22.776	
3 -	58.760	43.377	1:42.137	76.83	0.869	14:23:04.913	
4 -	58.814	43.144	1:41.958	76.97	0.690	14:24:46.871	
5 -	58.859	42.965	1:41.824 (2)	77.07	0.556	14:26:28.695	
6 -	58.835	43.114	1:41.949 (3)	76.98	0.681	14:28:10.644	
7 -	59.120	43.138	1:42.258	76.74	0.990	14:29:52.902	
8 -	58.415	42.853	1:41.268 (1)	77.49		14:31:34.170	
9 -	58.821	43.300	1:42.121	76.85	0.853	14:33:16.291	
10 -	59.605	44.113	1:43.718	75.66	2.450	14:35:00.009	

P7		14 S		LOCKEY / BINNS		LCR HONDA - Real Racing	
IDEAL LAP TIME : 1:41.548		BEST LAP TIME : 1:41.548		DIFFERENCE : 0.000			
LAP	SECTOR 1	SECTOR 2	LAP TIME	MPH	DIFF	TIME OF DAY	
1 -		44.795	1:52.110	70.00	10.562	14:19:40.680	
2 -	59.936	43.896	1:43.832	75.58	2.284	14:21:24.512	
3 -	58.965	43.343	1:42.308	76.71	0.760	14:23:06.820	
4 -	59.139	43.515	1:42.654	76.45	1.106	14:24:49.474	
5 -	58.962	43.333	1:42.295	76.71	0.747	14:26:31.769	
6 -	59.612	43.605	1:43.217	76.03	1.669	14:28:14.986	
7 -	59.370	43.013	1:42.383	76.65	0.835	14:29:57.369	
8 -	58.776	42.772	1:41.548 (1)	77.28		14:31:38.917	
9 -	59.068	42.803	1:41.871 (3)	77.03	0.323	14:33:20.788	
10 -	58.879	42.873	1:41.752 (2)	77.12	0.204	14:35:02.540	

P8		32 S		HORSPOLE / COLE		Shelbourne HONDA - baker plant hire	
IDEAL LAP TIME : 1:42.132		BEST LAP TIME : 1:42.197		DIFFERENCE : 0.065			
LAP	SECTOR 1	SECTOR 2	LAP TIME	MPH	DIFF	TIME OF DAY	
1 -		44.795	1:52.451	69.79	10.254	14:19:41.021	
2 -	59.067	43.677	1:42.744 (3)	76.38	0.547	14:21:23.765	
3 -	58.558	43.639	1:42.197 (1)	76.79		14:23:05.962	
4 -	58.648	43.574	1:42.222 (2)	76.77	0.025	14:24:48.184	
5 -	59.321	43.604	1:42.925	76.25	0.728	14:26:31.109	
6 -	59.537	44.146	1:43.683	75.69	1.486	14:28:14.792	
7 -	1:00.201	43.719	1:43.920	75.52	1.723	14:29:58.712	
8 -	59.683	44.062	1:43.745	75.64	1.548	14:31:42.457	
9 -	1:00.261	44.106	1:44.367	75.19	2.170	14:33:26.824	
10 -	1:00.674	44.633	1:45.307	74.52	3.110	14:35:12.131	

International Sidecar Revival Meeting 2023

FSRA British F2 Sidecars

RACE 10 - SECTOR ANALYSIS



SECTOR 1 = FL to I1, SECTOR 2 = I1 to FL, DIFF = Difference To Personal Best Lap, P = Crossed Finish Line in Pit Lane, D = Time Disallowed

P9 96 C SAUNDERS / STOKOE		Baker HONDA - Homechoice Flooring Specialists				
IDEAL LAP TIME : 1:43.475		BEST LAP TIME : 1:43.938		DIFFERENCE : 0.463		
LAP	SECTOR 1	SECTOR 2	LAP TIME	MPH	DIFF	TIME OF DAY
1 -		45.162	1:53.855	68.93	9.917	14:19:42.425
2 -	1:00.548	44.433	1:44.981	74.75	1.043	14:21:27.406
3 -	1:00.017	44.093	1:44.110	75.38	0.172	14:23:11.516
4 -	59.885	44.070	1:43.955 (3)	75.49	0.017	14:24:55.471
5 -	1:00.642	43.807	1:44.449	75.13	0.511	14:26:39.920
6 -	1:00.288	44.066	1:44.354	75.20	0.416	14:28:24.274
7 -	1:00.467	44.506	1:44.973	74.76	1.035	14:30:09.247
8 -	59.668	46.108	1:45.776	74.19	1.838	14:31:55.023
9 -	1:00.005	43.933	1:43.938 (1)	75.50		14:33:38.961
10 -	59.668	44.272	1:43.940 (2)	75.50	0.002	14:35:22.901

P10 117 C D. SCHOFIELD / SMITH		Bellas YAMAHA - V8PR.co.uk				
IDEAL LAP TIME : 1:44.161		BEST LAP TIME : 1:44.325		DIFFERENCE : 0.164		
LAP	SECTOR 1	SECTOR 2	LAP TIME	MPH	DIFF	TIME OF DAY
1 -		44.945	1:54.390	68.60	10.065	14:19:42.960
2 -	1:00.898	44.706	1:45.604	74.31	1.279	14:21:28.564
3 -	1:00.046	44.279	1:44.325 (1)	75.22		14:23:12.889
4 -	1:00.233	44.278	1:44.511	75.09	0.186	14:24:57.400
5 -	1:00.340	44.115	1:44.455 (3)	75.13	0.130	14:26:41.855
6 -	1:00.231	44.166	1:44.397 (2)	75.17	0.072	14:28:26.252
7 -	1:00.651	44.417	1:45.068	74.69	0.743	14:30:11.320
8 -	1:03.215	46.766	1:49.981	71.35	5.656	14:32:01.301
9 -	1:05.178	46.513	1:51.691	70.26	7.366	14:33:52.992
10 -	1:05.223	47.128	1:52.351	69.85	8.026	14:35:45.343

P11 13 C M. HEGARTY / WHITNALL		Shelbourne HONDA - Mark Hegarty Surfacing				
IDEAL LAP TIME : 1:45.564		BEST LAP TIME : 1:45.822		DIFFERENCE : 0.258		
LAP	SECTOR 1	SECTOR 2	LAP TIME	MPH	DIFF	TIME OF DAY
1 -		46.430	1:58.306	66.33	12.484	14:19:46.876
2 -	1:02.225	45.812	1:48.037	72.64	2.215	14:21:34.913
3 -	1:01.544	46.268	1:47.812	72.79	1.990	14:23:22.725
4 -	1:02.054	45.124	1:47.178	73.22	1.356	14:25:09.903
5 -	1:01.567	44.449	1:46.016 (3)	74.02	0.194	14:26:55.919
6 -	1:01.115	44.707	1:45.822 (1)	74.16		14:28:41.741
7 -	1:01.216	44.938	1:46.154	73.93	0.332	14:30:27.895
8 -	1:01.618	44.987	1:46.605	73.61	0.783	14:32:14.500
9 -	1:01.265	45.227	1:46.492	73.69	0.670	14:34:00.992
10 -	1:01.360	44.498	1:45.858 (2)	74.13	0.036	14:35:46.850

P12 39 C MOORE / DODD		Ireson HONDA - MDK office seating,LPC,LBS racing				
IDEAL LAP TIME : 1:46.464		BEST LAP TIME : 1:46.517		DIFFERENCE : 0.053		
LAP	SECTOR 1	SECTOR 2	LAP TIME	MPH	DIFF	TIME OF DAY
1 -		46.754	1:59.177	65.85	12.660	14:19:47.747
2 -	1:02.276	45.728	1:48.004	72.66	1.487	14:21:35.751
3 -	1:01.857	46.172	1:48.029	72.64	1.512	14:23:23.780
4 -	1:03.013	45.253	1:48.266	72.48	1.749	14:25:12.046
5 -	1:01.960	46.011	1:47.971	72.68	1.454	14:27:00.017
6 -	1:02.341	45.113	1:47.454 (2)	73.03	0.937	14:28:47.471
7 -	1:01.910	44.607	1:46.517 (1)	73.67		14:30:33.988
8 -	1:02.287	45.419	1:47.706 (3)	72.86	1.189	14:32:21.694
9 -	1:02.280	47.960	1:50.240	71.19	3.723	14:34:11.934
10 -	1:02.003	46.472	1:48.475	72.34	1.958	14:36:00.409

International Sidecar Revival Meeting 2023

FSRA British F2 Sidecars

RACE 10 - SECTOR ANALYSIS



SECTOR 1 = FL to I1, SECTOR 2 = I1 to FL, DIFF = Difference To Personal Best Lap, P = Crossed Finish Line in Pit Lane, D = Time Disallowed

P13 41 C		RILEY / JAMES		D D M F2 - Finecut Developments			
IDEAL LAP TIME : 1:47.133		BEST LAP TIME : 1:47.133		DIFFERENCE : 0.000			
LAP	SECTOR 1	SECTOR 2	LAP TIME	MPH	DIFF	TIME OF DAY	
1 -		46.466	1:59.551	65.64	12.418	14:19:48.121	
2 -	1:02.657	45.544	1:48.201	72.53	1.068	14:21:36.322	
3 -	1:01.989	45.761	1:47.750	72.83	0.617	14:23:24.072	
4 -	1:02.104	45.630	1:47.734	72.84	0.601	14:25:11.806	
5 -	1:01.751	45.648	1:47.399 (3)	73.07	0.266	14:26:59.205	
6 -	1:01.752	45.634	1:47.386 (2)	73.08	0.253	14:28:46.591	
7 -	1:01.748	45.385	1:47.133 (1)	73.25		14:30:33.724	
8 -	1:02.941	45.526	1:48.467	72.35	1.334	14:32:22.191	
9 -	1:02.119	46.413	1:48.532	72.31	1.399	14:34:10.723	
10 -	1:02.268	49.328	1:51.596	70.32	4.463	14:36:02.319	

P14 71 C		C. SCHOFIELD / DAWKINS		Baker Honda -			
IDEAL LAP TIME : 1:47.633		BEST LAP TIME : 1:47.633		DIFFERENCE : 0.000			
LAP	SECTOR 1	SECTOR 2	LAP TIME	MPH	DIFF	TIME OF DAY	
1 -		47.375	1:58.945	65.98	11.312	14:19:47.515	
2 -	1:01.811	45.951	1:47.762 (2)	72.82	0.129	14:21:35.277	
3 -	1:01.706	45.927	1:47.633 (1)	72.91		14:23:22.910	
4 -	1:02.277	46.037	1:48.314 (3)	72.45	0.681	14:25:11.224	
5 -	1:01.878	46.761	1:48.639	72.23	1.006	14:26:59.863	
6 -	1:05.288	47.195	1:52.483	69.77	4.850	14:28:52.346	
7 -	1:05.081	46.738	1:51.819	70.18	4.186	14:30:44.165	
8 -	1:04.735	46.557	1:51.292	70.51	3.659	14:32:35.457	
9 -	1:03.744	46.468	1:50.212	71.20	2.579	14:34:25.669	
10 -	1:04.464	46.279	1:50.743	70.86	3.110	14:36:16.412	

P15 20 C		D'HENIN / WHEELER		DDM 600 - Hunts Motorcycles			
IDEAL LAP TIME : 1:48.582		BEST LAP TIME : 1:48.582		DIFFERENCE : 0.000			
LAP	SECTOR 1	SECTOR 2	LAP TIME	MPH	DIFF	TIME OF DAY	
1 -		47.468	2:01.007	64.85	12.425	14:19:49.577	
2 -	1:24.066	46.915	2:10.981	59.91	22.399	14:22:00.558	
3 -	1:04.152	46.686	1:50.838	70.80	2.256	14:23:51.396	
4 -	1:03.649	46.539	1:50.188	71.22	1.606	14:25:41.584	
5 -	1:03.043	45.539	1:48.582 (1)	72.27		14:27:30.166	
6 -	1:03.929	46.503	1:50.432	71.06	1.850	14:29:20.598	
7 -	1:03.581	45.928	1:49.509 (2)	71.66	0.927	14:31:10.107	
8 -	1:03.801	46.060	1:49.861 (3)	71.43	1.279	14:32:59.968	
9 -	1:03.878	47.695	1:51.573	70.34	2.991	14:34:51.541	

P16 5 SWC		SHAND / SZEINEL		SHAND F2 SUZUKI 600 - J & D PIERCE CONTRACTS			
IDEAL LAP TIME : 1:43.404		BEST LAP TIME : 1:43.404		DIFFERENCE : 0.000			
LAP	SECTOR 1	SECTOR 2	LAP TIME	MPH	DIFF	TIME OF DAY	
1 -		45.148	1:53.465	69.16	10.061	14:19:42.035	
2 -	1:00.419	44.693	1:45.112	74.66	1.708	14:21:27.147	
3 -	1:00.881	44.225	1:45.106	74.66	1.702	14:23:12.253	
4 -	59.693	44.489	1:44.182 (2)	75.33	0.778	14:24:56.435	
5 -	1:00.036	44.194	1:44.230 (3)	75.29	0.826	14:26:40.665	
6 -	59.815	44.611	1:44.426	75.15	1.022	14:28:25.091	
7 -	59.440	43.964	1:43.404 (1)	75.89		14:30:08.495	

International Sidecar Revival Meeting 2023

FSRA British F2 Sidecars

RACE 10 - SECTOR ANALYSIS



SECTOR 1 = FL to I1, SECTOR 2 = I1 to FL, DIFF = Difference To Personal Best Lap, P = Crossed Finish Line in Pit Lane, D = Time Disallowed

P17		6 S		BAKER / FITZPATRICK		Baker Suzuki - Marin	
IDEAL LAP TIME : 1:47.026		BEST LAP TIME : 1:47.159		DIFFERENCE : 0.133			
LAP	SECTOR 1	SECTOR 2	LAP TIME	MPH	DIFF	TIME OF DAY	
1 -		46.969	1:58.131	66.43	10.972	14:19:46.701	
2 -	1:02.036	45.825	1:47.861	72.76	0.702	14:21:34.562	
3 -	1:01.480	46.379	1:47.859	72.76	0.700	14:23:22.421	
4 -	1:01.782	47.132	1:48.914	72.05	1.755	14:25:11.335	
5 -	1:01.378	45.986	1:47.364 (2)	73.09	0.205	14:26:58.699	
6 -	1:01.799	45.680	1:47.479 (3)	73.01	0.320	14:28:46.178	
7 -	1:01.511	45.648	1:47.159 (1)	73.23		14:30:33.337	

P18		44 S		A. FOUNDS / ROBERTS		LCR Yamaha - Sparten Automotive/ Indelible Ink tattoo studio G	
IDEAL LAP TIME : 1:39.437		BEST LAP TIME : 1:39.573		DIFFERENCE : 0.136			
LAP	SECTOR 1	SECTOR 2	LAP TIME	MPH	DIFF	TIME OF DAY	
1 -		42.502	1:44.825	74.86	5.252	14:19:33.395	
2 -	57.674	42.805	1:40.479	78.10	0.906	14:21:13.874	
3 -	57.253	42.320	1:39.573 (1)	78.81		14:22:53.447	
4 -	57.117	42.591	1:39.708 (2)	78.71	0.135	14:24:33.155	
5 -	57.196	42.668	1:39.864 (3)	78.58	0.291	14:26:13.019	
6 -	58.295	42.837	1:41.132	77.60	1.559	14:27:54.151	

P19		10 S		HARRISON / MOORE		Bellas HONDA - Town Garage	
IDEAL LAP TIME : 1:40.443		BEST LAP TIME : 1:40.572		DIFFERENCE : 0.129			
LAP	SECTOR 1	SECTOR 2	LAP TIME	MPH	DIFF	TIME OF DAY	
1 -		42.298	1:46.634	73.59	6.062	14:19:35.204	
2 -	58.145	42.427	1:40.572 (1)	78.03		14:21:15.776	
3 -	58.374	43.257	1:41.631 (2)	77.22	1.059	14:22:57.407	
4 -	58.541	48.330	1:46.871 (3)	73.43	6.299	14:24:44.278	

P20		68 C		S. CHANDLER / B. CHANDLER		CES HONDA - White Rose Racing	
IDEAL LAP TIME : 1:47.202		BEST LAP TIME : 1:47.202		DIFFERENCE : 0.000			
LAP	SECTOR 1	SECTOR 2	LAP TIME	MPH	DIFF	TIME OF DAY	
1 -		46.060	1:56.007	67.65	8.805	14:19:44.577	
2 -	1:02.116	45.842	1:47.958 (2)	72.69	0.756	14:21:32.535	
3 -	1:01.884	45.318	1:47.202 (1)	73.20		14:23:19.737	

P21		25 C		BINGHAM / RYDER		Shelbourne Suzuki - AB Paintworx	
IDEAL LAP TIME : 1:51.183		BEST LAP TIME : 1:51.183		DIFFERENCE : 0.000			
LAP	SECTOR 1	SECTOR 2	LAP TIME	MPH	DIFF	TIME OF DAY	
1 -		47.471	2:00.724	65.00	9.541	14:19:49.294	
2 -	1:03.965	47.218	1:51.183 (1)	70.58		14:21:40.477	

International Sidecar Revival Meeting 2023

FSRA British F2 Sidecars

RACE 10 - BEST SECTORS

SECTOR 1			SECTOR 2			IDEAL / BEST COMPARISON						
POS	NO	NAME	TIME	NO	NAME	TIME	POS	NO	NAME	IDEAL	BEST	DIFF
									PERFECT LAP	1:37.329		
1	72	P. FOUNDS / WALMSLEY	55.687	99	S. RAMSDEN / M. RAMSDEN	41.642	1	72	P. FOUNDS / WALMS	1:37.412	1:37.412	0.000
2	33	S. HEGARTY / NEAVE	57.048	72	P. FOUNDS / WALMSLEY	41.725	2	99	S. RAMSDEN / M. RAI	1:38.751	1:38.751	0.000
3	99	S. RAMSDEN / M. RAMSDEN	57.109	33	S. HEGARTY / NEAVE	41.795	3	33	S. HEGARTY / NEAVE	1:38.843	1:39.472	0.629
4	44	A. FOUNDS / ROBERTS	57.117	7	GIBSON / GIBBONS	41.887	4	44	A. FOUNDS / ROBER	1:39.437	1:39.573	0.136
5	7	GIBSON / GIBBONS	57.590	10	HARRISON / MOORE	42.298	5	7	GIBSON / GIBBONS	1:39.477	1:39.477	0.000
6	8	ILARIA / BROWN	57.771	44	A. FOUNDS / ROBERTS	42.320	6	8	ILARIA / BROWN	1:40.236	1:40.387	0.151
7	10	HARRISON / MOORE	58.145	8	ILARIA / BROWN	42.465	7	10	HARRISON / MOORE	1:40.443	1:40.572	0.129
8	26	ATKINSON / MIDDLETON	58.415	14	LOCKEY / BINNS	42.772	8	26	ATKINSON / MIDDLE	1:41.268	1:41.268	0.000
9	32	HORSPOLE / COLE	58.558	26	ATKINSON / MIDDLETON	42.853	9	14	LOCKEY / BINNS	1:41.548	1:41.548	0.000
10	14	LOCKEY / BINNS	58.776	32	HORSPOLE / COLE	43.574	10	32	HORSPOLE / COLE	1:42.132	1:42.197	0.065
11	5	SHAND / SZEINEL	59.440	96	SAUNDERS / STOKOE	43.807	11	5	SHAND / SZEINEL	1:43.404	1:43.404	0.000
12	96	SAUNDERS / STOKOE	59.668	5	SHAND / SZEINEL	43.964	12	96	SAUNDERS / STOKO	1:43.475	1:43.938	0.463
13	117	D. SCHOFIELD / SMITH	1:00.046	117	D. SCHOFIELD / SMITH	44.115	13	117	D. SCHOFIELD / SMIT	1:44.161	1:44.325	0.164
14	13	M. HEGARTY / WHITNALL	1:01.115	13	M. HEGARTY / WHITNALL	44.449	14	13	M. HEGARTY / WHITN	1:45.564	1:45.822	0.258
15	6	BAKER / FITZPATRICK	1:01.378	39	MOORE / DODD	44.607	15	39	MOORE / DODD	1:46.464	1:46.517	0.053
16	71	C. SCHOFIELD / DAWKINS	1:01.706	68	S. CHANDLER / B. CHANDLER	45.318	16	6	BAKER / FITZPATRIC	1:47.026	1:47.159	0.133
17	41	RILEY / JAMES	1:01.748	41	RILEY / JAMES	45.385	17	41	RILEY / JAMES	1:47.133	1:47.133	0.000
18	39	MOORE / DODD	1:01.857	20	D'HENIN / WHEELER	45.539	18	68	S. CHANDLER / B. CH	1:47.202	1:47.202	0.000
19	68	S. CHANDLER / B. CHANDLER	1:01.884	6	BAKER / FITZPATRICK	45.648	19	71	C. SCHOFIELD / DAW	1:47.633	1:47.633	0.000
20	20	D'HENIN / WHEELER	1:03.043	71	C. SCHOFIELD / DAWKINS	45.927	20	20	D'HENIN / WHEELER	1:48.582	1:48.582	0.000
21	25	BINGHAM / RYDER	1:03.965	25	BINGHAM / RYDER	47.218	21	25	BINGHAM / RYDER	1:51.183	1:51.183	0.000
22												

International Sidecar Revival Meeting 2023

FSRA British F2 Sidecars

RACE 10 - STATISTICS

Competitors Started	22
Planned Start	2023-08-06 @ 14:25:00.000
Actual Start	2023-08-06 @ 14:17:48.569
Finish Time	2023-08-06 @ 14:34:28.337
Track Length	2.1800mi.
Total Laps	178
Total Distance Covered	388.0433mi.

Session Fastest Lap History

NO	CL	NAME	LAP TIME	TIME OF DAY	LAP	VEHICLE
44	S	A. FOUNDS / ROBERTS	1:40.479	14:21:13.891	2	LCR Yamaha
33	S	S. HEGARTY / NEAVE	1:40.183	14:21:14.459	2	Baker HONDA
72	S	P. FOUNDS / WALMSLEY	1:39.569	14:21:15.994	2	LCR HONDA
33	S	S. HEGARTY / NEAVE	1:39.472	14:22:53.930	3	Baker HONDA
72	S	P. FOUNDS / WALMSLEY	1:38.533	14:22:54.526	3	LCR HONDA
72	S	P. FOUNDS / WALMSLEY	1:37.412	14:31:09.712	8	LCR HONDA

Session Leader History

NO	CL	NAME	FROM LAP	LAPS LED	DISTANCE	VEHICLE
44	S	A. FOUNDS / ROBERTS	1	5	10.90 miles	LCR Yamaha
72	S	P. FOUNDS / WALMSLEY	6	5	10.90 miles	LCR HONDA

Flag History

TYPE	TIME OF DAY
GREEN	14:17:48.569
FINISH	14:34:28.337

Flag Statistics

TYPE	COUNT	TOTAL LAPS	TOTAL TIME
Green	1	10	18:32.382
Red	0	0	0.000
Safety Car	0	0	0.000
FCY	0	0	0.000

International Sidecar Revival Meeting 2023

FSRA British F2 Sidecars

RACE 10 - STATISTICS

CLASS : S

10 Starters

Fastest Lap History

NO	NAME	LAP TIME	TIME OF DAY	LAP	VEHICLE
44	A. FOUNDS / ROBERTS	1:40.479	14:21:13.891	2	LCR Yamaha
33	S. HEGARTY / NEAVE	1:40.183	14:21:14.459	2	Baker HONDA
72	P. FOUNDS / WALMSLEY	1:39.569	14:21:15.994	2	LCR HONDA
33	S. HEGARTY / NEAVE	1:39.472	14:22:53.930	3	Baker HONDA
72	P. FOUNDS / WALMSLEY	1:38.533	14:22:54.526	3	LCR HONDA
72	P. FOUNDS / WALMSLEY	1:37.412	14:31:09.712	8	LCR HONDA

Leader History

NO	NAME	FROM LAP	LAPS LED	DISTANCE	VEHICLE
44	A. FOUNDS / ROBERTS	1	5	10.90 miles	LCR Yamaha
72	P. FOUNDS / WALMSLEY	6	5	10.90 miles	LCR HONDA

International Sidecar Revival Meeting 2023

FSRA British F2 Sidecars

RACE 10 - STATISTICS

CLASS : SWC

2 Starters

Fastest Lap History

NO	NAME	LAP TIME	TIME OF DAY	LAP	VEHICLE
5	SHAND / SZEINEL	1:45.112	14:21:27.161	2	SHAND F2 SUZUKI 600
5	SHAND / SZEINEL	1:45.106	14:23:12.268	3	SHAND F2 SUZUKI 600
5	SHAND / SZEINEL	1:44.182	14:24:56.450	4	SHAND F2 SUZUKI 600
5	SHAND / SZEINEL	1:43.404	14:30:08.510	7	SHAND F2 SUZUKI 600

Leader History

NO	NAME	FROM LAP	LAPS LED	DISTANCE	VEHICLE
5	SHAND / SZEINEL	1	7	15.26 miles	SHAND F2 SUZUKI 600

International Sidecar Revival Meeting 2023

FSRA British F2 Sidecars

RACE 10 - STATISTICS

CLASS : C

10 Starters

Fastest Lap History

NO	NAME	LAP TIME	TIME OF DAY	LAP	VEHICLE
8	ILARIA / BROWN	1:42.289	14:21:21.429	2	DDM 600
8	ILARIA / BROWN	1:41.176	14:23:02.605	3	DDM 600
8	ILARIA / BROWN	1:41.154	14:26:25.007	5	DDM 600
8	ILARIA / BROWN	1:40.391	14:28:05.398	6	DDM 600
8	ILARIA / BROWN	1:40.387	14:33:07.093	9	DDM 600

Leader History

NO	NAME	FROM LAP	LAPS LED	DISTANCE	VEHICLE
8	ILARIA / BROWN	1	10	21.80 miles	DDM 600



International Sidecar Revival Meeting 2023

FSRA British F2 Sidecars

RACE 13 (SATURDAY) - GRID (10 Laps)

ROW 13	25	137	KNIGHT / HUGHES		
ROW 12		23	37	MORPHET / REILLY	24 45 LYNCH / MCDONNELL
ROW 11		21	20	D'HENIN / WHEELER	22 25 BINGHAM / RYDER
ROW 10			1:48.582		1:51.183
ROW 10		19	68	S. CHANDLER / B. CHANDLER	20 71 C. SCHOFIELD / DAWKINS
ROW 9			1:47.202		1:47.633
ROW 9		17	41	RILEY / JAMES	18 6 BAKER / FITZPATRICK
ROW 8			1:47.133		1:47.159
ROW 8		15	13	M. HEGARTY / WHITNALL	16 39 MOORE / DODD
ROW 7			1:45.822		1:46.517
ROW 7		13	96	SAUNDERS / STOKOE	14 117 D. SCHOFIELD / SMITH
ROW 6			1:43.938		1:44.325
ROW 6		11	32	HORSPOLE / COLE	12 5 SHAND / SZEINEL
ROW 5			1:42.197		1:43.404
ROW 5		9	26	ATKINSON / MIDDLETON	10 14 LOCKEY / BINNS
ROW 4			1:41.268		1:41.548
ROW 4		7	10	HARRISON / MOORE	8 87 FENWICK / KNAPTON
ROW 3			1:40.572		1:37.412
ROW 3		5	99	S. RAMSDEN / M. RAMSDEN	6 72 P. FOUNDS / WALMSLEY
ROW 2			1:39.477		1:39.472
ROW 2		3	7	GIBSON / GIBBONS	4 33 S. HEGARTY / NEAVE
ROW 1			1:40.387		1:39.573
ROW 1		1	8	ILARIA / BROWN	2 44 A. FOUNDS / ROBERTS
Pole					

Cadwell Park: 2.1800 miles

These results are provisional until the conclusion of any judicial and technical matters.

Clerk Of Course :	Stewards :	Timekeeper : <i>Craig Smith</i>
-------------------	------------	------------------------------------

Results can be found at www.tsl-timing.com

Printed - 14:40 Sunday, 06 August 2023





International Sidecar Revival Meeting 2023

FSRA British F2 Sidecars

RACE 13 (SATURDAY) - CLASSIFICATION

POS	NO	CL	PIC NAME	ENTRY	LAPS	TIME	GAP	DIFF	MPH	BEST	ON
1	72	S	1 P. FOUNDS / WALMSLEY	LCR HONDA - Trustland Construction	6	9:59.662			78.52	1:37.621	6
2	44	S	2 A. FOUNDS / ROBERTS	LCR Yamaha - Sparten Automotive/ Indelible Ink ta	6	10:03.068	3.406	3.406	78.08	1:38.713	4
3	99	S	3 S. RAMSDEN / M. RAMSDEN	LCR HONDA - Ramsden Racing	6	10:06.316	6.654	3.248	77.66	1:39.652	4
4	33	S	4 S. HEGARTY / NEAVE	Baker HONDA - Sean Hegarty Ltd	6	10:06.590	6.928	0.274	77.62	1:38.837	5
5	7	S	5 GIBSON / GIBBONS	CES F2 SUZUKI - Gibson Racing	6	10:07.091	7.429	0.501	77.56	1:39.453	6
6	8	C	1 ILARIA / BROWN	DDM 600 - Powerhouse	6	10:15.241	15.579	8.150	76.53	1:40.695	4
7	26	S	6 ATKINSON / MIDDLETON	Bellas F2 - Artic	6	10:18.417	18.755	3.176	76.14	1:41.281	5
8	10	S	7 HARRISON / MOORE	Bellas HONDA - Town Garage	6	10:18.890	19.228	0.473	76.08	1:41.218	6
9	14	S	8 LOCKEY / BINNS	LCR HONDA - Real Racing	6	10:19.931	20.269	1.041	75.95	1:41.234	6
10	32	S	9 HORSPOLE / COLE	Shelbourne HONDA - baker plant hire	6	10:36.458	36.796	16.527	73.98	1:43.596	5
11	96	C	2 SAUNDERS / STOKOE	Baker HONDA - Homechoice Flooring Specialists	6	10:40.212	40.550	3.754	73.55	1:44.430	4
12	117	C	3 D. SCHOFIELD / SMITH	Bellas YAMAHA - V8PR.co.uk	6	10:42.101	42.439	1.889	73.33	1:44.195	2
13	71	C	4 M. HEGARTY / WHITNALL	Shelbourne HONDA - Mark Hegarty Surfacing	5	9:01.755	1 Lap	1 Lap	72.43	1:45.786	5
14	13	C	5 C. SCHOFIELD / DAWKINS	Baker Honda -	5	9:04.429	1 Lap	2.674	72.07	1:45.975	5
15	39	C	6 MOORE / DODD	Ireson HONDA - MDK office seating,LPC,LBS racing	5	9:07.116	1 Lap	2.687	71.72	1:46.931	5
16	20	C	7 D'HENIN / WHEELER	DDM 600 - Hunts Motorcycles	5	9:10.776	1 Lap	3.660	71.24	1:47.498	4

NOT CLASSIFIED

DNF	41	C	RILEY / JAMES	D D M F2 - Finecut Developments	5	9:08.040	1 Lap		71.60	1:46.629	5
-----	----	---	---------------	---------------------------------	---	----------	-------	--	-------	----------	---

FASTEST LAP

72	S	P. FOUNDS / WALMSLEY	LCR HONDA - Trustland Construction	6	1:37.621	80.39 mph	129.38 kph
8	C	ILARIA / BROWN	DDM 600 - Powerhouse	4	1:40.695	77.93 mph	125.43 kph

Class S - 92.5% of Race Speed = 72.63 mph

Class C - 92.5% of Race Speed = 70.79 mph

Red Flag (end of session): 16:57

Race Distance: 6 Laps / 13.08 miles

Cadwell Park: 2.1800 miles

Date: 06/08/2023 Start: 16:46 Finish: 16:56

Weather / Track : Cloudy / Dry

These results are provisional until the conclusion of any judicial and technical matters.

Clerk Of Course :

Stewards :

Timekeeper :

Results can be found at www.tsl-timing.com

Printed - 17:01 Sunday, 06 August 2023



International Sidecar Revival Meeting 2023

FSRA British F2 Sidecars

RACE 13 (SATURDAY) - LAP CHART

LAP 1 @ 16:48:33.624

NO	BEHIND	LAP TIME
44		1:44.656
99	0.901	1:45.557
7	1.876	1:46.532
33	2.293	1:46.949
72	2.419	1:47.075
10	4.013	1:48.669
8	4.674	1:49.330
26	5.507	1:50.163
14	6.051	1:50.707
96	7.930	1:52.586
117	8.801	1:53.457
32	10.127	1:54.783
39	11.589	1:56.245
13	11.730	1:56.386
71	12.329	1:56.985
41	12.689	1:57.345
20	13.437	1:58.093

72	0.336	1:38.704
99	3.115	1:39.652
7	4.963	1:39.606
33	5.262	1:39.763
8	10.132	1:40.695
26	13.244	1:41.286
10	13.607	1:42.528
14	14.494	1:41.489
32	25.533	1:43.748
96	28.016	1:44.430
117	29.221	1:45.178
13	33.365	1:46.131
71	35.850	1:46.075
39	37.581	1:46.997
41	38.807	1:47.399
20	40.399	1:47.498

LAP 5 @ 16:55:10.785

NO	BEHIND	LAP TIME
44		1:39.213
72	0.224	1:39.101
99	4.116	1:40.214
33	4.886	1:38.837
7	5.821	1:40.071
8	11.869	1:40.950
26	15.312	1:41.281
10	15.855	1:41.461
14	16.880	1:41.599
32	29.916	1:43.596
96	33.347	1:44.544
117	35.152	1:45.144
13	39.938	1:45.786
71	42.612	1:45.975
39	45.299	1:46.931
41	46.223	1:46.629
20	48.959	1:47.773

LAP 2 @ 16:50:13.105

NO	BEHIND	LAP TIME
44		1:39.481
99	1.979	1:40.559
72	2.073	1:39.135
7	3.583	1:41.188
33	3.725	1:40.913
8	7.102	1:41.909
10	7.510	1:42.978
26	8.749	1:42.723
14	9.100	1:42.530
96	13.346	1:44.897
117	13.515	1:44.195
32	14.595	1:43.949
13	19.313	1:47.064
39	20.815	1:48.707
71	21.066	1:48.218
41	21.542	1:48.334
20	22.048	1:48.092

LAP 6 @ 16:56:48.630

NO	BEHIND	LAP TIME
72		1:37.621
44	3.406	1:41.251
99	6.654	1:40.383
33	6.928	1:39.887
7	7.429	1:39.453
8	15.579	1:41.555
26	18.755	1:41.288
10	19.228	1:41.218
14	20.269	1:41.234
32	36.796	1:44.725
96	40.550	1:45.048
117	42.439	1:45.132

LAP 3 @ 16:51:52.859

NO	BEHIND	LAP TIME
44		1:39.754
72	0.345	1:38.026
99	2.176	1:39.951
7	4.070	1:40.241
33	4.212	1:40.241
8	8.150	1:40.802
10	9.792	1:42.036
26	10.671	1:41.676
14	11.718	1:42.372
32	20.498	1:45.657
96	22.299	1:48.707
117	22.756	1:48.995
13	25.947	1:46.388
71	28.488	1:47.176
39	29.297	1:48.236
41	30.121	1:48.333
20	31.614	1:49.320

LAP 4 @ 16:53:31.572

NO	BEHIND	LAP TIME
44		1:38.713

Weather / Track : Cloudy / Dry

Results can be found at www.tsl-timing.com

Cadwell Park: 2.1800 miles
Date: 06/08/2023 Start: 16:46 Finish: 16:56

Printed - 17:03 Sunday, 06 August 2023

International Sidecar Revival Meeting 2023

FSRA British F2 Sidecars

RACE 13 (SATURDAY) - POSITION CHART

No	Name	Lap Pos	Lap					
			1	2	3	4	5	6
8	ILARIA / BROWN	1	44	44	44	44	44	72
44	A. FOUNDS / ROBERT	2	99	99	72	72	72	44
7	GIBSON / GIBBONS	3	7	72	99	99	99	99
33	S. HEGARTY / NEAVE	4	33	7	7	7	33	33
99	S. RAMSDEN / M. RAM	5	72	33	33	33	7	7
72	P. FOUNDS / WALMSL	6	10	8	8	8	8	8
10	HARRISON / MOORE	7	8	10	10	26	26	26
26	ATKINSON / MIDDLET	8	26	26	26	10	10	10
14	LOCKEY / BINNS	9	14	14	14	14	14	14
32	HORSPOLE / COLE	10	96	96	32	32	32	32
96	SAUNDERS / STOKOE	11	117	117	96	96	96	96
117	D. SCHOFIELD / SMITH	12	32	32	117	117	117	117
13	M. HEGARTY / WHITNA	13	39	13	13	13	13	
39	MOORE / DODD	14	13	39	71	71	71	
41	RILEY / JAMES	15	71	71	39	39	39	
71	C. SCHOFIELD / DAWK	16	41	41	41	41	41	
20	D'HENIN / WHEELER	17	20	20	20	20	20	

International Sidecar Revival Meeting 2023

FSRA British F2 Sidecars

RACE 13 (SATURDAY) - SECTOR ANALYSIS



SECTOR 1 = FL to I1, SECTOR 2 = I1 to FL, DIFF = Difference To Personal Best Lap, P = Crossed Finish Line in Pit Lane, D = Time Disallowed

P1 72 S		P. FOUNDS / WALMSLEY		LCR HONDA - Trustland Construction		
IDEAL LAP TIME : 1:37.621		BEST LAP TIME : 1:37.621		DIFFERENCE : 0.000		
LAP	SECTOR 1	SECTOR 2	LAP TIME	MPH	DIFF	TIME OF DAY
1 -		42.626	1:47.075	73.29	9.454	16:48:36.043
2 -	56.712	42.423	1:39.135	79.16	1.514	16:50:15.178
3 -	56.668	41.358	1:38.026 (2)	80.06	0.405	16:51:53.204
4 -	56.830	41.874	1:38.704 (3)	79.51	1.083	16:53:31.908
5 -	56.574	42.527	1:39.101	79.19	1.480	16:55:11.009
6 -	56.527	41.094	1:37.621 (1)	80.39		16:56:48.630

P2 44 S		A. FOUNDS / ROBERTS		LCR Yamaha - Sparten Automotive/ Indelible Ink tattoo studio C		
IDEAL LAP TIME : 1:38.622		BEST LAP TIME : 1:38.713		DIFFERENCE : 0.091		
LAP	SECTOR 1	SECTOR 2	LAP TIME	MPH	DIFF	TIME OF DAY
1 -		42.229	1:44.656	74.98	5.943	16:48:33.624
2 -	57.217	42.264	1:39.481 (3)	78.89	0.768	16:50:13.105
3 -	57.072	42.682	1:39.754	78.67	1.041	16:51:52.859
4 -	56.893	41.820	1:38.713 (1)	79.50		16:53:31.572
5 -	56.802	42.411	1:39.213 (2)	79.10	0.500	16:55:10.785
6 -	58.285	42.966	1:41.251	77.51	2.538	16:56:52.036

P3 99 S		S. RAMSDEN / M. RAMSDEN		LCR HONDA - Ramsden Racing		
IDEAL LAP TIME : 1:39.538		BEST LAP TIME : 1:39.652		DIFFERENCE : 0.114		
LAP	SECTOR 1	SECTOR 2	LAP TIME	MPH	DIFF	TIME OF DAY
1 -		42.460	1:45.557	74.34	5.905	16:48:34.525
2 -	58.085	42.474	1:40.559	78.04	0.907	16:50:15.084
3 -	57.668	42.283	1:39.951 (2)	78.51	0.299	16:51:55.035
4 -	57.257	42.395	1:39.652 (1)	78.75		16:53:34.687
5 -	57.933	42.281	1:40.214 (3)	78.31	0.562	16:55:14.901
6 -	57.786	42.597	1:40.383	78.18	0.731	16:56:55.284

P4 33 S		S. HEGARTY / NEAVE		Baker HONDA - Sean Hegarty ltd		
IDEAL LAP TIME : 1:38.837		BEST LAP TIME : 1:38.837		DIFFERENCE : 0.000		
LAP	SECTOR 1	SECTOR 2	LAP TIME	MPH	DIFF	TIME OF DAY
1 -		42.630	1:46.949	73.38	8.112	16:48:35.917
2 -	58.461	42.452	1:40.913	77.77	2.076	16:50:16.830
3 -	58.092	42.149	1:40.241	78.29	1.404	16:51:57.071
4 -	57.921	41.842	1:39.763 (2)	78.66	0.926	16:53:36.834
5 -	57.329	41.508	1:38.837 (1)	79.40		16:55:15.671
6 -	57.711	42.176	1:39.887 (3)	78.56	1.050	16:56:55.558

P5 7 S		GIBSON / GIBBONS		CES F2 SUZUKI - Gibson Racing		
IDEAL LAP TIME : 1:39.411		BEST LAP TIME : 1:39.453		DIFFERENCE : 0.042		
LAP	SECTOR 1	SECTOR 2	LAP TIME	MPH	DIFF	TIME OF DAY
1 -		42.969	1:46.532	73.66	7.079	16:48:35.500
2 -	58.503	42.685	1:41.188	77.55	1.735	16:50:16.688
3 -	57.705	42.536	1:40.241	78.29	0.788	16:51:56.929
4 -	57.290	42.316	1:39.606 (2)	78.79	0.153	16:53:36.535
5 -	57.950	42.121	1:40.071 (3)	78.42	0.618	16:55:16.606
6 -	57.304	42.149	1:39.453 (1)	78.91		16:56:56.059

P6 8 C		ILARIA / BROWN		DDM 600 - Powerhouse		
IDEAL LAP TIME : 1:40.635		BEST LAP TIME : 1:40.695		DIFFERENCE : 0.060		
LAP	SECTOR 1	SECTOR 2	LAP TIME	MPH	DIFF	TIME OF DAY
1 -		43.564	1:49.330	71.78	8.635	16:48:38.298
2 -	58.577	43.332	1:41.909	77.01	1.214	16:50:20.207
3 -	57.978	42.824	1:40.802 (2)	77.85	0.107	16:52:01.009
4 -	57.811	42.884	1:40.695 (1)	77.93		16:53:41.704
5 -	57.961	42.989	1:40.950 (3)	77.74	0.255	16:55:22.654
6 -	58.678	42.877	1:41.555	77.27	0.860	16:57:04.209

International Sidecar Revival Meeting 2023

FSRA British F2 Sidecars

RACE 13 (SATURDAY) - SECTOR ANALYSIS



SECTOR 1 = FL to I1, SECTOR 2 = I1 to FL, DIFF = Difference To Personal Best Lap, P = Crossed Finish Line in Pit Lane, D = Time Disallowed

P7 26 S		ATKINSON / MIDDLETON		Bellas F2 - Artic		
IDEAL LAP TIME : 1:41.204		BEST LAP TIME : 1:41.281		DIFFERENCE : 0.077		
LAP	SECTOR 1	SECTOR 2	LAP TIME	MPH	DIFF	TIME OF DAY
1 -		43.788	1:50.163	71.23	8.882	16:48:39.131
2 -	59.153	43.570	1:42.723	76.40	1.442	16:50:21.854
3 -	58.684	42.992	1:41.676	77.18	0.395	16:52:03.530
4 -	58.464	42.822	1:41.286 (2)	77.48	0.005	16:53:44.816
5 -	58.453	42.828	1:41.281 (1)	77.48		16:55:26.097
6 -	58.537	42.751	1:41.288 (3)	77.48	0.007	16:57:07.385

P8 10 S		HARRISON / MOORE		Bellas HONDA - Town Garage		
IDEAL LAP TIME : 1:41.068		BEST LAP TIME : 1:41.218		DIFFERENCE : 0.150		
LAP	SECTOR 1	SECTOR 2	LAP TIME	MPH	DIFF	TIME OF DAY
1 -		43.281	1:48.669	72.21	7.451	16:48:37.637
2 -	59.901	43.077	1:42.978	76.21	1.760	16:50:20.615
3 -	59.089	42.947	1:42.036 (3)	76.91	0.818	16:52:02.651
4 -	59.933	42.595	1:42.528	76.54	1.310	16:53:45.179
5 -	58.970	42.491	1:41.461 (2)	77.35	0.243	16:55:26.640
6 -	58.577	42.641	1:41.218 (1)	77.53		16:57:07.858

P9 14 S		LOCKEY / BINNS		LCR HONDA - Real Racing		
IDEAL LAP TIME : 1:41.116		BEST LAP TIME : 1:41.234		DIFFERENCE : 0.118		
LAP	SECTOR 1	SECTOR 2	LAP TIME	MPH	DIFF	TIME OF DAY
1 -		43.316	1:50.707	70.88	9.473	16:48:39.675
2 -	59.089	43.441	1:42.530	76.54	1.296	16:50:22.205
3 -	58.824	43.548	1:42.372	76.66	1.138	16:52:04.577
4 -	58.693	42.796	1:41.489 (2)	77.32	0.255	16:53:46.066
5 -	58.705	42.894	1:41.599 (3)	77.24	0.365	16:55:27.665
6 -	58.320	42.914	1:41.234 (1)	77.52		16:57:08.899

P10 32 S		HORSPOLE / COLE		Shelbourne HONDA - baker plant hire		
IDEAL LAP TIME : 1:43.518		BEST LAP TIME : 1:43.596		DIFFERENCE : 0.078		
LAP	SECTOR 1	SECTOR 2	LAP TIME	MPH	DIFF	TIME OF DAY
1 -		47.721	1:54.783	68.37	11.187	16:48:43.751
2 -	59.650	44.299	1:43.949 (3)	75.49	0.353	16:50:27.700
3 -	59.755	45.902	1:45.657	74.27	2.061	16:52:13.357
4 -	59.639	44.109	1:43.748 (2)	75.64	0.152	16:53:57.105
5 -	59.717	43.879	1:43.596 (1)	75.75		16:55:40.701
6 -	1:00.481	44.244	1:44.725	74.93	1.129	16:57:25.426

P11 96 C		SAUNDERS / STOKOE		Baker HONDA - Homechoice Flooring Specialists		
IDEAL LAP TIME : 1:44.348		BEST LAP TIME : 1:44.430		DIFFERENCE : 0.082		
LAP	SECTOR 1	SECTOR 2	LAP TIME	MPH	DIFF	TIME OF DAY
1 -		44.022	1:52.586	69.70	8.156	16:48:41.554
2 -	1:00.590	44.307	1:44.897 (3)	74.81	0.467	16:50:26.451
3 -	1:01.227	47.480	1:48.707	72.19	4.277	16:52:15.158
4 -	1:00.358	44.072	1:44.430 (1)	75.15		16:53:59.588
5 -	1:00.326	44.218	1:44.544 (2)	75.06	0.114	16:55:44.132
6 -	1:00.366	44.682	1:45.048	74.70	0.618	16:57:29.180

P12 117 C		D. SCHOFIELD / SMITH		Bellas YAMAHA - V8PR.co.uk		
IDEAL LAP TIME : 1:44.148		BEST LAP TIME : 1:44.195		DIFFERENCE : 0.047		
LAP	SECTOR 1	SECTOR 2	LAP TIME	MPH	DIFF	TIME OF DAY
1 -		44.173	1:53.457	69.17	9.262	16:48:42.425
2 -	1:00.392	43.803	1:44.195 (1)	75.32		16:50:26.620
3 -	1:00.345	48.650	1:48.995	72.00	4.800	16:52:15.615
4 -	1:00.561	44.617	1:45.178	74.61	0.983	16:54:00.793
5 -	1:01.041	44.103	1:45.144 (3)	74.64	0.949	16:55:45.937
6 -	1:00.699	44.433	1:45.132 (2)	74.64	0.937	16:57:31.069

International Sidecar Revival Meeting 2023

FSRA British F2 Sidecars

RACE 13 (SATURDAY) - SECTOR ANALYSIS



SECTOR 1 = FL to I1, SECTOR 2 = I1 to FL, DIFF = Difference To Personal Best Lap, P = Crossed Finish Line in Pit Lane, D = Time Disallowed

P13 13 C		M. HEGARTY / WHITNALL		Shelbourne HONDA - Mark Hegarty Surfacing		
IDEAL LAP TIME : 1:45.738		BEST LAP TIME : 1:45.786		DIFFERENCE : 0.048		
LAP	SECTOR 1	SECTOR 2	LAP TIME	MPH	DIFF	TIME OF DAY
1 -		45.997	1:56.386	67.43	10.600	16:48:45.354
2 -	1:02.126	44.938	1:47.064	73.30	1.278	16:50:32.418
3 -	1:01.575	44.813	1:46.388 (3)	73.76	0.602	16:52:18.806
4 -	1:01.372	44.759	1:46.131 (2)	73.94	0.345	16:54:04.937
5 -	1:00.979	44.807	1:45.786 (1)	74.18		16:55:50.723

P14 71 C		C. SCHOFIELD / DAWKINS		Baker Honda -		
IDEAL LAP TIME : 1:45.678		BEST LAP TIME : 1:45.975		DIFFERENCE : 0.297		
LAP	SECTOR 1	SECTOR 2	LAP TIME	MPH	DIFF	TIME OF DAY
1 -		45.854	1:56.985	67.08	11.010	16:48:45.953
2 -	1:02.695	45.523	1:48.218	72.52	2.243	16:50:34.171
3 -	1:02.243	44.933	1:47.176 (3)	73.22	1.201	16:52:21.347
4 -	1:01.692	44.383	1:46.075 (2)	73.98	0.100	16:54:07.422
5 -	1:01.573	44.402	1:45.975 (1)	74.05		16:55:53.397

P15 39 C		MOORE / DODD		Ireson HONDA - MDK office seating,LPC,LBS racing		
IDEAL LAP TIME : 1:46.603		BEST LAP TIME : 1:46.931		DIFFERENCE : 0.328		
LAP	SECTOR 1	SECTOR 2	LAP TIME	MPH	DIFF	TIME OF DAY
1 -		46.411	1:56.245	67.51	9.314	16:48:45.213
2 -	1:03.211	45.496	1:48.707	72.19	1.776	16:50:33.920
3 -	1:02.465	45.771	1:48.236 (3)	72.50	1.305	16:52:22.156
4 -	1:02.209	44.788	1:46.997 (2)	73.34	0.066	16:54:09.153
5 -	1:01.815	45.116	1:46.931 (1)	73.39		16:55:56.084

P16 20 C		D'HENIN / WHEELER		DDM 600 - Hunts Motorcycles		
IDEAL LAP TIME : 1:47.141		BEST LAP TIME : 1:47.498		DIFFERENCE : 0.357		
LAP	SECTOR 1	SECTOR 2	LAP TIME	MPH	DIFF	TIME OF DAY
1 -		46.281	1:58.093	66.45	10.595	16:48:47.061
2 -	1:02.824	45.268	1:48.092 (3)	72.60	0.594	16:50:35.153
3 -	1:02.493	46.827	1:49.320	71.78	1.822	16:52:24.473
4 -	1:02.259	45.239	1:47.498 (1)	73.00		16:54:11.971
5 -	1:01.902	45.871	1:47.773 (2)	72.82	0.275	16:55:59.744

P17 41 C		RILEY / JAMES		D D M F2 - Finecut Developments		
IDEAL LAP TIME : 1:46.629		BEST LAP TIME : 1:46.629		DIFFERENCE : 0.000		
LAP	SECTOR 1	SECTOR 2	LAP TIME	MPH	DIFF	TIME OF DAY
1 -		46.303	1:57.345	66.87	10.716	16:48:46.313
2 -	1:02.534	45.800	1:48.334	72.44	1.705	16:50:34.647
3 -	1:02.238	46.095	1:48.333 (3)	72.44	1.704	16:52:22.980
4 -	1:01.695	45.704	1:47.399 (2)	73.07	0.770	16:54:10.379
5 -	1:01.063	45.566	1:46.629 (1)	73.60		16:55:57.008

International Sidecar Revival Meeting 2023

FSRA British F2 Sidecars

RACE 13 (SATURDAY) - BEST SECTORS

SECTOR 1			SECTOR 2			IDEAL / BEST COMPARISON						
POS	NO	NAME	TIME	NO	NAME	TIME	POS	NO	NAME	IDEAL	BEST	DIFF
									PERFECT LAP	1:37.621		
1	72	P. FOUNDS / WALMSLEY	56.527	72	P. FOUNDS / WALMSLEY	41.094	1	72	P. FOUNDS / WALMSLEY	1:37.621	1:37.621	0.000
2	44	A. FOUNDS / ROBERTS	56.802	33	S. HEGARTY / NEAVE	41.508	2	44	A. FOUNDS / ROBERTS	1:38.622	1:38.713	0.091
3	99	S. RAMSDEN / M. RAMSDEN	57.257	44	A. FOUNDS / ROBERTS	41.820	3	33	S. HEGARTY / NEAVE	1:38.837	1:38.837	0.000
4	7	GIBSON / GIBBONS	57.290	7	GIBSON / GIBBONS	42.121	4	7	GIBSON / GIBBONS	1:39.411	1:39.453	0.042
5	33	S. HEGARTY / NEAVE	57.329	99	S. RAMSDEN / M. RAMSDEN	42.281	5	99	S. RAMSDEN / M. RAMSDEN	1:39.538	1:39.652	0.114
6	8	ILARIA / BROWN	57.811	10	HARRISON / MOORE	42.491	6	8	ILARIA / BROWN	1:40.635	1:40.695	0.060
7	14	LOCKEY / BINNS	58.320	26	ATKINSON / MIDDLETON	42.751	7	10	HARRISON / MOORE	1:41.068	1:41.218	0.150
8	26	ATKINSON / MIDDLETON	58.453	14	LOCKEY / BINNS	42.796	8	14	LOCKEY / BINNS	1:41.116	1:41.234	0.118
9	10	HARRISON / MOORE	58.577	8	ILARIA / BROWN	42.824	9	26	ATKINSON / MIDDLETON	1:41.204	1:41.281	0.077
10	32	HORSPOLE / COLE	59.639	117	D. SCHOFIELD / SMITH	43.803	10	32	HORSPOLE / COLE	1:43.518	1:43.596	0.078
11	96	SAUNDERS / STOKOE	1:00.326	32	HORSPOLE / COLE	43.879	11	117	D. SCHOFIELD / SMITH	1:44.148	1:44.195	0.047
12	117	D. SCHOFIELD / SMITH	1:00.345	96	SAUNDERS / STOKOE	44.022	12	96	SAUNDERS / STOKOE	1:44.348	1:44.430	0.082
13	13	M. HEGARTY / WHITNALL	1:00.979	71	C. SCHOFIELD / DAWKINS	44.383	13	71	C. SCHOFIELD / DAWKINS	1:45.678	1:45.975	0.297
14	41	RILEY / JAMES	1:01.063	13	M. HEGARTY / WHITNALL	44.759	14	13	M. HEGARTY / WHITNALL	1:45.738	1:45.786	0.048
15	71	C. SCHOFIELD / DAWKINS	1:01.295	39	MOORE / DODD	44.788	15	39	MOORE / DODD	1:46.603	1:46.931	0.328
16	39	MOORE / DODD	1:01.815	20	D'HENIN / WHEELER	45.239	16	41	RILEY / JAMES	1:46.629	1:46.629	0.000
17	20	D'HENIN / WHEELER	1:01.902	41	RILEY / JAMES	45.566	17	20	D'HENIN / WHEELER	1:47.141	1:47.498	0.357

International Sidecar Revival Meeting 2023

FSRA British F2 Sidecars

RACE 13 (SATURDAY) - STATISTICS

Competitors Started 17
Planned Start 2023-08-06 @ 16:30:00.000
Actual Start 2023-08-06 @ 16:46:48.967
Finish Time 2023-08-06 @ 16:56:48.629
Track Length 2.1800mi.
Total Laps 97
Total Distance Covered 211.4618mi.

Session Fastest Lap History

NO	CL	NAME	LAP TIME	TIME OF DAY	LAP	VEHICLE
44	S	A. FOUNDS / ROBERTS	1:39.481	16:50:13.123	2	LCR Yamaha
72	S	P. FOUNDS / WALMSLEY	1:39.135	16:50:15.195	2	LCR HONDA
72	S	P. FOUNDS / WALMSLEY	1:38.026	16:51:53.222	3	LCR HONDA
72	S	P. FOUNDS / WALMSLEY	1:37.621	16:56:48.647	6	LCR HONDA

Session Leader History

NO	CL	NAME	FROM LAP	LAPS LED	DISTANCE	VEHICLE
44	S	A. FOUNDS / ROBERTS	1	5	10.90 miles	LCR Yamaha
72	S	P. FOUNDS / WALMSLEY	6	1	2.18 miles	LCR HONDA

Flag History

TYPE	TIME OF DAY
GREEN	16:46:48.967
FINISH	16:56:48.629

Flag Statistics

TYPE	COUNT	TOTAL LAPS	TOTAL TIME
Green	1	6	14:03.907
Red	0	0	0.000
Safety Car	0	0	0.000
FCY	0	0	0.000

International Sidecar Revival Meeting 2023

FSRA British F2 Sidecars

RACE 13 (SATURDAY) - STATISTICS

CLASS : S

9 Starters

Fastest Lap History

NO	NAME	LAP TIME	TIME OF DAY	LAP	VEHICLE
44	A. FOUNDS / ROBERTS	1:39.481	16:50:13.123	2	LCR Yamaha
72	P. FOUNDS / WALMSLEY	1:39.135	16:50:15.195	2	LCR HONDA
72	P. FOUNDS / WALMSLEY	1:38.026	16:51:53.222	3	LCR HONDA
72	P. FOUNDS / WALMSLEY	1:37.621	16:56:48.647	6	LCR HONDA

Leader History

NO	NAME	FROM LAP	LAPS LED	DISTANCE	VEHICLE
44	A. FOUNDS / ROBERTS	1	5	10.90 miles	LCR Yamaha
72	P. FOUNDS / WALMSLEY	6	1	2.18 miles	LCR HONDA

International Sidecar Revival Meeting 2023

FSRA British F2 Sidecars

RACE 13 (SATURDAY) - STATISTICS

CLASS : C

8 Starters

Fastest Lap History

NO	NAME	LAP TIME	TIME OF DAY	LAP	VEHICLE
8	ILARIA / BROWN	1:41.909	16:50:20.223	2	DDM 600
8	ILARIA / BROWN	1:40.802	16:52:01.024	3	DDM 600
8	ILARIA / BROWN	1:40.695	16:53:41.720	4	DDM 600

Leader History

NO	NAME	FROM LAP	LAPS LED	DISTANCE	VEHICLE
8	ILARIA / BROWN	1	6	13.08 miles	DDM 600



GP ORIGINALS

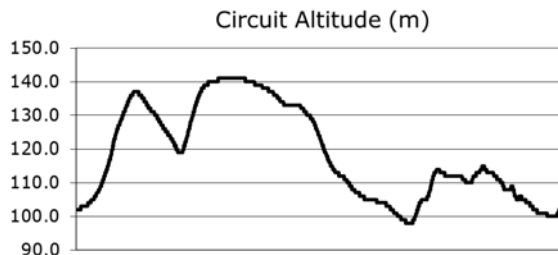
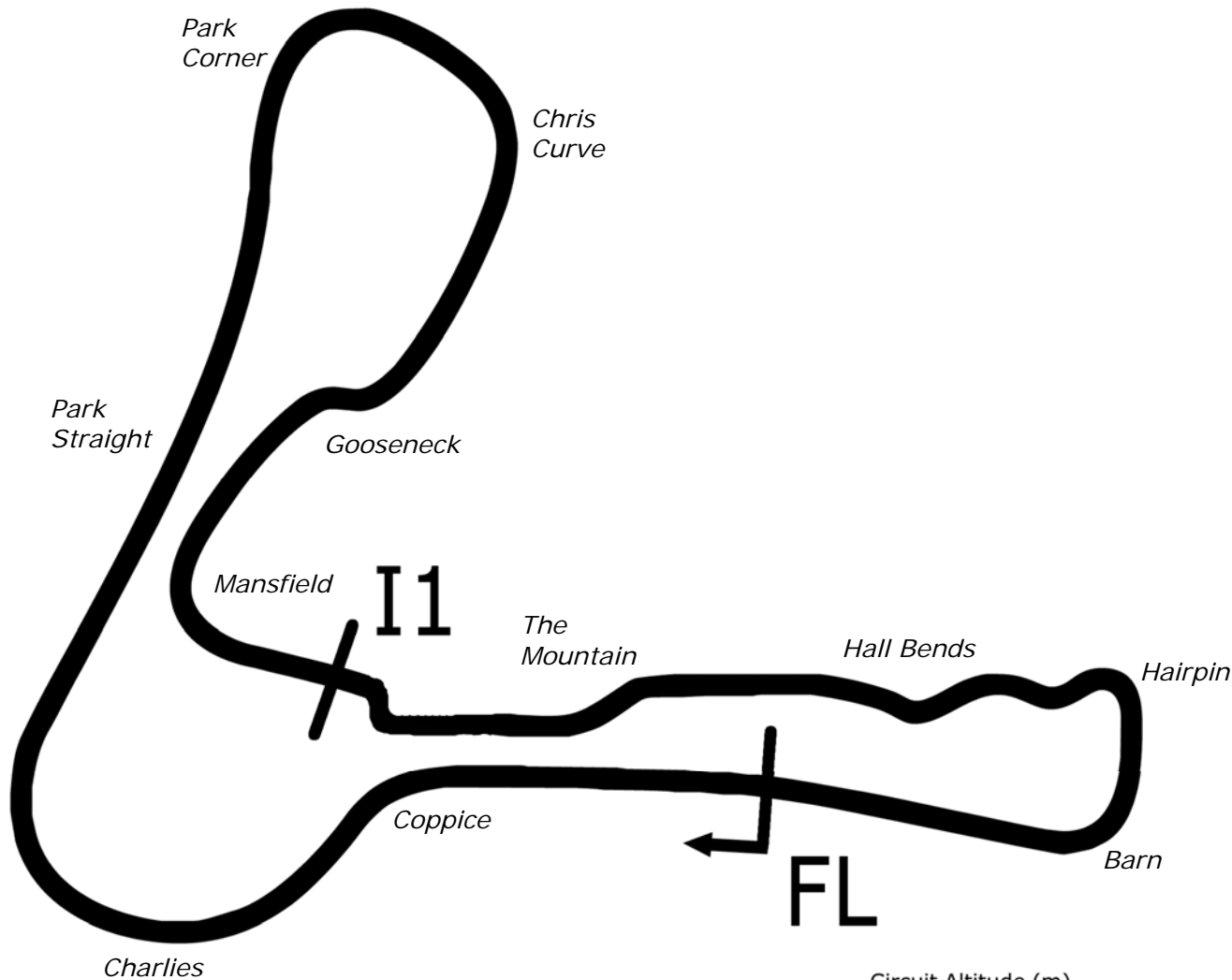
International Sidecar Revival
Cadwell Park
5th / 6th August 2023



Timing & Results Provided by Timing Solutions Ltd

www.tsl-timing.com

Cadwell Park



Length	2.1800 miles	3508.4 m	
FL		53.31024 N	0.05940 W
I1	2330m	53.30708 N	0.06270 W
Pit Entry	3472m	53.31103 N	0.05889 W
Pit Exit	0m after FL	53.31030 N	0.05940 W
Pit Entry-Pit Exit 92m, 6.6s @50kph, 5.5s @60kph			

All results available at www.tsl-timing.com

International Sidecar Revival Meeting 2023

GP Originals

QUALIFYING - CLASSIFICATION



POS	NO	CL	PIC NAME	ENTRY	TIME	ON	LAPS	GAP	DIFF	MPH
1	97	350cc	1 Andrew TAYLOR	Yamaha TZ350 - J B Taylor construction	2:03.265	3	3			63.66
2	1	350cc	2 Phil ATKINSON	Yamaha TZ350 - ROSE MOT/Q Oil Treatments	2:03.975	4	6	0.710	0.710	63.30
3	75	350cc	3 Ant HART	Yamaha TZ350 - BE Event Hire	2:04.750	3	5	1.485	0.775	62.91
4	7	350cc	4 Jason DAVIS	Yamaha TZ350G - Kitchen company chester	2:05.750	5	5	2.485	1.000	62.41
5	74	350cc	5 Jamie O'BRIEN	Windy Shed Classics Yamaha TZ350 - Windy shed clas	2:06.821	5	5	3.556	1.071	61.88
6	55	350cc	6 Daniel JACKSON	Yamaha HARRIS TZ350 - Team Sigie racing	2:07.141	4	4	3.876	0.320	61.72
7	8	GP Mas	1 Nick WILLIAMSON	Yamaha TZ350G - rbm	2:07.713	5	5	4.448	0.572	61.45
8	31	250cc	1 Phil STEAD	Yamaha TZ 250L - Dynojet	2:09.130	5	5	5.865	1.417	60.77
9	5	GP Mas	2 Steve BOAM	Yamaha TZ350 -	2:12.335	3	5	9.070	3.205	59.30
10	20	250cc	2 Michael GRIGSON	Yamaha TZ250L - Precision Automation	2:12.421	5	5	9.156	0.086	59.26
11	33	350cc	7 Chris MOORE	Yamaha TZ350 - Outhwaite Plant/Silverstar Services/JL	2:13.312	4	4	10.047	0.891	58.86
12	155	GP Mas	3 Roy CHAPMAN	Yamaha TZ350 - self	2:14.792	5	5	11.527	1.480	58.22
13	26*	350cc	8 Josh WAINWRIGHT	Yamaha TZ350 - Rose Mot Racing	2:15.717	2	2	12.452	0.925	57.82
14	77	GP Mas	4 Andrew GLASGOW	Yamaha TZ350 - Hiab service (hw) ltd	2:16.617	4	5	13.352	0.900	57.44
15	29	350cc	9 Derek CRIPPS	Yamaha TZ350G - Team FBR	2:17.264	2	2	13.999	0.647	57.17
16	27*	250cc	3 Mark LINTON	Yamaha TZ250 - Wapping Organ Company	2:17.920	4	4	14.655	0.656	56.90
17	38	GP Mas	5 Darrell HIGGINS	Yamaha TZ350 - Dennis trollope racing	2:18.438	2	2	15.173	0.518	56.69
18	67	GP Mas	6 Nigel DEARDEN	Yamaha TZ350G - Reivers Wholesale Ltd	2:20.656	4	4	17.391	2.218	55.79
19	3	350cc	10 Nick BEDFORD	Yamaha TZ350 - Banx Race Paint	2:22.600	5	5	19.335	1.944	55.03
20	88	GP Mas	7 Mark EDGE	Gourlay Yamaha TZ 350 - Gourlay Yamaha	2:24.447	3	4	21.182	1.847	54.33
21	9	GP Mas	8 Dave COOPER	Yamaha TZ 350 C - Rose Mot Racing	2:26.741	4	4	23.476	2.294	53.48
22	14	350cc	11 Andrew GREEN	Yamaha RD250 - RAFMSA	2:26.854	4	4	23.589	0.113	53.44
23	112	GP Mas	9 Warren BEESE	Yamaha TZ250L -	2:32.112	2	3	28.847	5.258	51.59
24	6	GP Mas	10 Derek SKINNER	Yamaha TZ - D A S Racing	2:46.606	3	3	43.341	14.494	47.10

* Bikes 26 & 27 - Please fit a working transponder

Weather / Track : Cloudy / Wet

These results are provisional until the conclusion of any judicial and technical matters.

Cadwell Park: 2.1800 miles

Date: 05/08/2023 Start: 08:59 Finish: 00:00

Clerk Of Course :	Stewards :	Timekeeper : <i>Craig Smith</i>
-------------------	------------	------------------------------------

Results can be found at www.tsl-timing.com

Printed - 09:14 Saturday, 05 August 2023



International Sidecar Revival Meeting 2023

GP Originals

QUALIFYING - SECTOR ANALYSIS



SECTOR 1 = FL to I1, SECTOR 2 = I1 to FL, DIFF = Difference To Personal Best Lap, P = Crossed Finish Line in Pit Lane, D = Time Disallowed

P1		97 350cc Andrew TAYLOR		Yamaha TZ350 - J B Taylor construction			
IDEAL LAP TIME : 2:03.265		BEST LAP TIME : 2:03.265		DIFFERENCE : 0.000			
LAP	SECTOR 1	SECTOR 2	LAP TIME	MPH	DIFF	TIME OF DAY	
1 -	1:21.118	53.447	2:14.565 (3)	58.32	11.300	09:02:19.471	
2 -	1:15.190	53.625	2:08.815 (2)	60.92	5.550	09:04:28.286	
3 -	1:11.214	52.051	2:03.265 (1)	63.66		09:06:31.551	

P2		1 350cc Phil ATKINSON		Yamaha TZ350 - ROSE MOT/Q Oil Treatments			
IDEAL LAP TIME : 2:03.749		BEST LAP TIME : 2:03.975		DIFFERENCE : 0.226			
LAP	SECTOR 1	SECTOR 2	LAP TIME	MPH	DIFF	TIME OF DAY	
1 -	1:15.427	53.288	2:08.715	60.97	4.740	09:02:06.213	
2 -	1:11.688	52.676	2:04.364 (2)	63.10	0.389	09:04:10.577	
3 -	1:12.009	53.020	2:05.029 (3)	62.76	1.054	09:06:15.606	
4 -	1:11.914	52.061	2:03.975 (1)	63.30		09:08:19.581	
5 -	1:11.688	53.629	2:05.317	62.62	1.342	09:10:24.898	
6 -	1:12.415	52.689	2:05.104	62.73	1.129	09:12:30.002	

P3		75 350cc Ant HART		Yamaha TZ350 - BE Event Hire			
IDEAL LAP TIME : 2:03.792		BEST LAP TIME : 2:04.750		DIFFERENCE : 0.958			
LAP	SECTOR 1	SECTOR 2	LAP TIME	MPH	DIFF	TIME OF DAY	
1 -	1:20.293	57.064	2:17.357	57.13	12.607	09:02:28.151	
2 -	1:15.179	53.773	2:08.952	60.86	4.202	09:04:37.103	
3 -	1:12.536	52.214	2:04.750 (1)	62.91		09:06:41.853	
4 -	1:13.030	53.559	2:06.589 (3)	61.99	1.839	09:08:48.442	
5 -	1:11.606	54.276	2:05.882 (2)	62.34	1.132	09:10:54.324	

P4		7 350cc Jason DAVIS		Yamaha TZ350G - Kitchen company chester			
IDEAL LAP TIME : 2:04.941		BEST LAP TIME : 2:05.750		DIFFERENCE : 0.809			
LAP	SECTOR 1	SECTOR 2	LAP TIME	MPH	DIFF	TIME OF DAY	
1 -	1:20.787	55.021	2:15.808	57.78	10.058	09:02:25.636	
2 -	1:14.585	54.002	2:08.587	61.03	2.837	09:04:34.223	
3 -	1:13.234	53.554	2:06.788 (2)	61.89	1.038	09:06:41.011	
4 -	1:12.611	54.463	2:07.074 (3)	61.75	1.324	09:08:48.085	
5 -	1:11.601	54.149	2:05.750 (1)	62.41		09:10:53.835	

P5		74 350cc Jamie O'BRIEN		Windy Shed Classics Yamaha TZ350 - Windy shed classics			
IDEAL LAP TIME : 2:06.821		BEST LAP TIME : 2:06.821		DIFFERENCE : 0.000			
LAP	SECTOR 1	SECTOR 2	LAP TIME	MPH	DIFF	TIME OF DAY	
1 -	1:17.777	57.188	2:14.965	58.14	8.144	09:02:17.110	
2 -	1:16.150	54.938	2:11.088	59.86	4.267	09:04:28.198	
3 -	1:14.764	55.541	2:10.305 (3)	60.22	3.484	09:06:38.503	
4 -	1:15.681	54.140	2:09.821 (2)	60.45	3.000	09:08:48.324	
5 -	1:13.465	53.356	2:06.821 (1)	61.88		09:10:55.145	

P6		55 350cc Daniel JACKSON		Yamaha HARRIS TZ350 - Team Sigie racing			
IDEAL LAP TIME : 2:07.141		BEST LAP TIME : 2:07.141		DIFFERENCE : 0.000			
LAP	SECTOR 1	SECTOR 2	LAP TIME	MPH	DIFF	TIME OF DAY	
1 -	1:20.896	59.553	2:20.449	55.87	13.308	09:02:31.388	
2 -	1:18.188	55.612	2:13.800 (3)	58.65	6.659	09:04:45.188	
3 -	1:13.877	53.638	2:07.515 (2)	61.54	0.374	09:06:52.703	
4 -	1:13.557	53.584	2:07.141 (1)	61.72		09:08:59.844	

International Sidecar Revival Meeting 2023

GP Originals

QUALIFYING - SECTOR ANALYSIS



SECTOR 1 = FL to I1, SECTOR 2 = I1 to FL, DIFF = Difference To Personal Best Lap, P = Crossed Finish Line in Pit Lane, D = Time Disallowed

P7		8 GP Mas Nick WILLIAMSON		Yamaha TZ350G - rbm			
IDEAL LAP TIME : 2:07.713		BEST LAP TIME : 2:07.713		DIFFERENCE : 0.000			
LAP	SECTOR 1	SECTOR 2	LAP TIME	MPH	DIFF	TIME OF DAY	
1 -	1:17.340	57.207	2:14.547	58.32	6.834	09:02:18.333	
2 -	1:15.932	56.540	2:12.472	59.24	4.759	09:04:30.805	
3 -	1:13.979	55.256	2:09.235 (2)	60.72	1.522	09:06:40.040	
4 -	1:14.756	54.987	2:09.743 (3)	60.48	2.030	09:08:49.783	
5 -	1:12.941	54.772	2:07.713 (1)	61.45		09:10:57.496	

P8		31 250cc Phil STEAD		Yamaha TZ 250L - Dynojet			
IDEAL LAP TIME : 2:09.009		BEST LAP TIME : 2:09.130		DIFFERENCE : 0.121			
LAP	SECTOR 1	SECTOR 2	LAP TIME	MPH	DIFF	TIME OF DAY	
1 -	1:21.652	56.311	2:17.963	56.88	8.833	09:02:29.092	
2 -	1:16.018	55.372	2:11.390	59.73	2.260	09:04:40.482	
3 -	1:15.626	54.445	2:10.071 (3)	60.33	0.941	09:06:50.553	
4 -	1:14.882	55.140	2:10.022 (2)	60.35	0.892	09:09:00.575	
5 -	1:15.003	54.127	2:09.130 (1)	60.77		09:11:09.705	

P9		5 GP Mas Steve BOAM		Yamaha TZ350 -			
IDEAL LAP TIME : 2:11.569		BEST LAP TIME : 2:12.335		DIFFERENCE : 0.766			
LAP	SECTOR 1	SECTOR 2	LAP TIME	MPH	DIFF	TIME OF DAY	
1 -	1:24.080	57.725	2:21.805	55.34	9.470	09:02:27.812	
2 -	1:18.548	55.656	2:14.204	58.47	1.869	09:04:42.016	
3 -	1:17.046	55.289	2:12.335 (1)	59.30		09:06:54.351	
4 -	1:17.058	56.504	2:13.562 (3)	58.75	1.227	09:09:07.913	
5 -	1:17.771	55.318	2:13.089 (2)	58.96	0.754	09:11:21.002	

P10		20 250cc Michael GRIGSON		Yamaha TZ250L - Precision Automation			
IDEAL LAP TIME : 2:12.421		BEST LAP TIME : 2:12.421		DIFFERENCE : 0.000			
LAP	SECTOR 1	SECTOR 2	LAP TIME	MPH	DIFF	TIME OF DAY	
1 -	1:29.404	1:02.546	2:31.950	51.64	19.529	09:02:42.403	
2 -	1:28.821	1:01.240	2:30.061	52.29	17.640	09:05:12.464	
3 -	1:21.354	59.110	2:20.464 (3)	55.87	8.043	09:07:32.928	
4 -	1:17.364	56.333	2:13.697 (2)	58.70	1.276	09:09:46.625	
5 -	1:16.519	55.902	2:12.421 (1)	59.26		09:11:59.046	

P11		33 350cc Chris MOORE		Yamaha TZ350 - Outhwaite Plant/Silverstar Services/JL Exhaust			
IDEAL LAP TIME : 2:13.081		BEST LAP TIME : 2:13.312		DIFFERENCE : 0.231			
LAP	SECTOR 1	SECTOR 2	LAP TIME	MPH	DIFF	TIME OF DAY	
1 -	1:24.093	59.180	2:23.273	54.77	9.961	09:02:45.117	
2 -	1:21.464	58.419	2:19.883 (3)	56.10	6.571	09:05:05.000	
3 -	1:17.805	56.290	2:14.095 (2)	58.52	0.783	09:07:19.095	
4 -	1:16.791	56.521	2:13.312 (1)	58.86		09:09:32.407	

P12		155 GP Mas Roy CHAPMAN		Yamaha TZ350 - self			
IDEAL LAP TIME : 2:14.792		BEST LAP TIME : 2:14.792		DIFFERENCE : 0.000			
LAP	SECTOR 1	SECTOR 2	LAP TIME	MPH	DIFF	TIME OF DAY	
1 -	1:25.579	1:02.299	2:27.878	53.07	13.086	09:02:44.095	
2 -	1:22.367	57.992	2:20.359	55.91	5.567	09:05:04.454	
3 -	1:18.412	58.557	2:16.969 (3)	57.29	2.177	09:07:21.423	
4 -	1:18.867	57.606	2:16.473 (2)	57.50	1.681	09:09:37.896	
5 -	1:17.425	57.367	2:14.792 (1)	58.22		09:11:52.688	

International Sidecar Revival Meeting 2023

GP Originals

QUALIFYING - SECTOR ANALYSIS



SECTOR 1 = FL to I1, SECTOR 2 = I1 to FL, DIFF = Difference To Personal Best Lap, P = Crossed Finish Line in Pit Lane, D = Time Disallowed

P13	26 350cc	Josh WAINWRIGHT	Yamaha TZ350 - Rose Mot Racing			
IDEAL LAP TIME :		BEST LAP TIME : 2:15.717	DIFFERENCE :			
LAP	SECTOR 1	SECTOR 2	LAP TIME	MPH	DIFF	TIME OF DAY
1 -			2:22.612 (2)	55.03	6.895	09:02:26.499
2 -			2:15.717 (1)	57.82		09:04:42.216

P14	77 GP Mas	Andrew GLASGOW	Yamaha TZ350 - Hiab service (hw) ltd			
IDEAL LAP TIME : 2:16.617		BEST LAP TIME : 2:16.617	DIFFERENCE : 0.000			
LAP	SECTOR 1	SECTOR 2	LAP TIME	MPH	DIFF	TIME OF DAY
1 -	1:27.339	1:04.586	2:31.925	51.65	15.308	09:02:54.410
2 -	1:23.070	1:01.590	2:24.660	54.25	8.043	09:05:19.070
3 -	1:23.626	57.902	2:21.528 (2)	55.45	4.911	09:07:40.598
4 -	1:20.110	56.507	2:16.617 (1)	57.44		09:09:57.215
5 -	1:22.185	59.993	2:22.178 (3)	55.19	5.561	09:12:19.393

P15	29 350cc	Derek CRIPPS	Yamaha TZ350G - Team FBR			
IDEAL LAP TIME : 2:17.264		BEST LAP TIME : 2:17.264	DIFFERENCE : 0.000			
LAP	SECTOR 1	SECTOR 2	LAP TIME	MPH	DIFF	TIME OF DAY
1 -	1:27.781	1:00.613	2:28.394 (2)	52.88	11.130	09:02:41.425
2 -	1:19.564	57.700	2:17.264 (1)	57.17		09:04:58.689

P16	27 250cc	Mark LINTON	Yamaha TZ250 - Wapping Organ Company			
IDEAL LAP TIME :		BEST LAP TIME : 2:17.920	DIFFERENCE :			
LAP	SECTOR 1	SECTOR 2	LAP TIME	MPH	DIFF	TIME OF DAY
1 -			2:31.663	51.74	13.743	09:02:55.160
2 -			2:23.599 (3)	54.65	5.679	09:05:18.759
3 -			2:20.038 (2)	56.04	2.118	09:07:38.797
4 -			2:17.920 (1)	56.90		09:09:56.717

P17	38 GP Mas	Darrell HIGGINS	Yamaha TZ350 - Dennis trollope racing			
IDEAL LAP TIME : 2:18.438		BEST LAP TIME : 2:18.438	DIFFERENCE : 0.000			
LAP	SECTOR 1	SECTOR 2	LAP TIME	MPH	DIFF	TIME OF DAY
1 -	1:24.820	1:00.305	2:25.125 (2)	54.07	6.687	09:02:39.186
2 -	1:19.540	58.898	2:18.438 (1)	56.69		09:04:57.624

P18	67 GP Mas	Nigel DEARDEN	Yamaha TZ350G - Reivers Wholesale Ltd			
IDEAL LAP TIME : 2:17.663		BEST LAP TIME : 2:20.656	DIFFERENCE : 2.993			
LAP	SECTOR 1	SECTOR 2	LAP TIME	MPH	DIFF	TIME OF DAY
1 -	1:30.336	1:05.476	2:35.812	50.36	15.156	09:02:54.035
2 -	1:25.468	1:00.471	2:25.939 (3)	53.77	5.283	09:05:19.974
3 -	1:23.006	1:00.237	2:23.243 (2)	54.78	2.587	09:07:43.217
4 -	1:22.271	58.385	2:20.656 (1)	55.79		09:10:03.873

P19	3 350cc	Nick BEDFORD	Yamaha TZ350 - Banx Race Paint			
IDEAL LAP TIME : 2:22.278		BEST LAP TIME : 2:22.600	DIFFERENCE : 0.322			
LAP	SECTOR 1	SECTOR 2	LAP TIME	MPH	DIFF	TIME OF DAY
1 -	1:28.404	1:03.583	2:31.987	51.63	9.387	09:02:54.125
2 -	1:23.101	1:01.291	2:24.392	54.35	1.792	09:05:18.517
3 -	1:23.383	1:00.999	2:24.382 (3)	54.35	1.782	09:07:42.899
4 -	1:22.609	1:00.849	2:23.458 (2)	54.70	0.858	09:10:06.357
5 -	1:21.429	1:01.171	2:22.600 (1)	55.03		09:12:28.957

International Sidecar Revival Meeting 2023

GP Originals

QUALIFYING - SECTOR ANALYSIS



SECTOR 1 = FL to I1, SECTOR 2 = I1 to FL, DIFF = Difference To Personal Best Lap, P = Crossed Finish Line in Pit Lane, D = Time Disallowed

P20 88 GP Mas Mark EDGE		Gourlay Yamaha TZ 350 - Gourlay Yamaha				
IDEAL LAP TIME : 2:23.185		BEST LAP TIME : 2:24.447		DIFFERENCE : 1.262		
LAP	SECTOR 1	SECTOR 2	LAP TIME	MPH	DIFF	TIME OF DAY
1 -	1:26.120	1:02.375	2:28.495	52.85	4.048	09:02:43.653
2 -	1:24.577	1:00.766	2:25.343 (2)	53.99	0.896	09:05:08.996
3 -	1:22.838	1:01.609	2:24.447 (1)	54.33		09:07:33.443
4 -	1:22.419	1:03.597	2:26.016 (3)	53.74	1.569	09:09:59.459

P21 9 GP Mas Dave COOPER		Yamaha TZ 350 C - Rose Mot Racing				
IDEAL LAP TIME : 2:26.374		BEST LAP TIME : 2:26.741		DIFFERENCE : 0.367		
LAP	SECTOR 1	SECTOR 2	LAP TIME	MPH	DIFF	TIME OF DAY
1 -	1:33.520	1:06.522	2:40.042	49.03	13.301	09:03:01.864
2 -	1:29.611	1:03.871	2:33.482 (3)	51.13	6.741	09:05:35.346
3 -	1:26.169	1:02.889	2:29.058 (2)	52.65	2.317	09:08:04.404
4 -	1:23.485	1:03.256	2:26.741 (1)	53.48		09:10:31.145

P22 14 350cc Andrew GREEN		Yamaha RD250 - RAFMSA				
IDEAL LAP TIME : 2:25.992		BEST LAP TIME : 2:26.854		DIFFERENCE : 0.862		
LAP	SECTOR 1	SECTOR 2	LAP TIME	MPH	DIFF	TIME OF DAY
1 -	1:31.208	1:02.775	2:33.983	50.96	7.129	09:02:50.040
2 -	1:26.648	1:01.263	2:27.911 (2)	53.05	1.057	09:05:17.951
3 -	1:24.729	1:03.322	2:28.051 (3)	53.00	1.197	09:07:46.002
4 -	1:25.362	1:01.492	2:26.854 (1)	53.44		09:10:12.856

P23 112 GP Mas Warren BEESE		Yamaha TZ250L -				
IDEAL LAP TIME : 2:32.068		BEST LAP TIME : 2:32.112		DIFFERENCE : 0.044		
LAP	SECTOR 1	SECTOR 2	LAP TIME	MPH	DIFF	TIME OF DAY
1 -	1:39.492	1:06.990	2:46.482 (3)	47.14	14.370	09:02:56.572
2 -	1:29.664	1:02.448	2:32.112 (1)	51.59		09:05:28.684
3 -	1:29.620	1:05.446	2:35.066 (2)	50.61	2.954	09:08:03.750

P24 6 GP Mas Derek SKINNER		Yamaha TZ - D A S Racing				
IDEAL LAP TIME : 2:46.606		BEST LAP TIME : 2:46.606		DIFFERENCE : 0.000		
LAP	SECTOR 1	SECTOR 2	LAP TIME	MPH	DIFF	TIME OF DAY
1 -	1:49.502	1:11.934	3:01.436 (3)	43.25	14.830	09:03:31.540
2 -	1:39.473	1:11.715	2:51.188 (2)	45.84	4.582	09:06:22.728
3 -	1:37.217	1:09.389	2:46.606 (1)	47.10		09:09:09.334

International Sidecar Revival Meeting 2023

GP Originals

QUALIFYING - BEST SECTORS

SECTOR 1			SECTOR 2			IDEAL / BEST COMPARISON						
POS	NO	NAME	TIME	NO	NAME	TIME	POS	NO	NAME	IDEAL	BEST	DIFF
									PERFECT LAP	2:03.265		
1	97	TAYLOR	1:11.214	97	TAYLOR	52.051	1	97	TAYLOR	2:03.265	2:03.265	0.000
2	7	DAVIS	1:11.387	1	ATKINSON	52.061	2	1	ATKINSON	2:03.749	2:03.975	0.226
3	75	HART	1:11.578	75	HART	52.214	3	75	HART	2:03.792	2:04.750	0.958
4	1	ATKINSON	1:11.688	74	O'BRIEN	53.356	4	7	DAVIS	2:04.941	2:05.750	0.809
5	8	WILLIAMSON	1:12.941	7	DAVIS	53.554	5	74	O'BRIEN	2:06.821	2:06.821	0.000
6	74	O'BRIEN	1:13.465	55	JACKSON	53.584	6	55	JACKSON	2:07.141	2:07.141	0.000
7	55	JACKSON	1:13.557	31	STEAD	54.127	7	8	WILLIAMSON	2:07.713	2:07.713	0.000
8	31	STEAD	1:14.882	8	WILLIAMSON	54.772	8	31	STEAD	2:09.009	2:09.130	0.121
9	5	BOAM	1:16.280	5	BOAM	55.289	9	5	BOAM	2:11.569	2:12.335	0.766
10	20	GRIGSON	1:16.519	20	GRIGSON	55.902	10	20	GRIGSON	2:12.421	2:12.421	0.000
11	33	MOORE	1:16.791	33	MOORE	56.290	11	33	MOORE	2:13.081	2:13.312	0.231
12	155	CHAPMAN	1:17.425	77	GLASGOW	56.507	12	155	CHAPMAN	2:14.792	2:14.792	0.000
13	67	DEARDEN	1:19.278	155	CHAPMAN	57.367	13	77	GLASGOW	2:16.617	2:16.617	0.000
14	38	HIGGINS	1:19.540	29	CRIPPS	57.700	14	29	CRIPPS	2:17.264	2:17.264	0.000
15	29	CRIPPS	1:19.564	67	DEARDEN	58.385	15	67	DEARDEN	2:17.663	2:20.656	2.993
16	77	GLASGOW	1:20.110	38	HIGGINS	58.898	16	38	HIGGINS	2:18.438	2:18.438	0.000
17	3	BEDFORD	1:21.429	88	EDGE	1:00.766	17	3	BEDFORD	2:22.278	2:22.600	0.322
18	88	EDGE	1:22.419	3	BEDFORD	1:00.849	18	88	EDGE	2:23.185	2:24.447	1.262
19	9	COOPER	1:23.485	14	GREEN	1:01.263	19	14	GREEN	2:25.992	2:26.854	0.862
20	14	GREEN	1:24.729	112	BEESE	1:02.448	20	9	COOPER	2:26.374	2:26.741	0.367
21	112	BEESE	1:29.620	9	COOPER	1:02.889	21	112	BEESE	2:32.068	2:32.112	0.044
22	6	SKINNER	1:37.217	6	SKINNER	1:09.389	22	6	SKINNER	2:46.606	2:46.606	0.000
23							23	26	WAINWRIGHT		2:15.717	
24							24	27	LINTON		2:17.920	

International Sidecar Revival Meeting 2023

GP Originals

QUALIFYING - STATISTICS

Competitors Started 24
Planned Start 2023-08-05 @ 09:00:00.000
Actual Start 2023-08-05 @ 08:59:23.839
Finish Time
Track Length 2.1800mi.
Total Laps 99
Total Distance Covered 215.8218mi.

Session Fastest Lap History

NO	CL	NAME	LAP TIME	TIME OF DAY	LAP	VEHICLE
1	350cc	Phil ATKINSON	2:08.715	09:02:06.223	1	Yamaha TZ350
1	350cc	Phil ATKINSON	2:04.364	09:04:10.586	2	Yamaha TZ350
97	350cc	Andrew TAYLOR	2:03.265	09:06:31.570	3	Yamaha TZ350

Flag History

TYPE	TIME OF DAY
GREEN	08:59:23.839
RED	09:12:35.280

Flag Statistics

TYPE	COUNT	TOTAL LAPS	TOTAL TIME
Green	1	6	13:11.441
Red	1	0	1:21.232
Safety Car	0	0	0.000
FCY	0	0	0.000

International Sidecar Revival Meeting 2023

GP Originals

QUALIFYING - STATISTICS

CLASS : 350cc

11 Starters

Fastest Lap History

NO	NAME	LAP TIME	TIME OF DAY	LAP	VEHICLE
1	Phil ATKINSON	2:08.715	09:02:06.223	1	Yamaha TZ350
1	Phil ATKINSON	2:04.364	09:04:10.586	2	Yamaha TZ350
97	Andrew TAYLOR	2:03.265	09:06:31.570	3	Yamaha TZ350

International Sidecar Revival Meeting 2023

GP Originals

QUALIFYING - STATISTICS

CLASS : 250cc

3 Starters

Fastest Lap History

NO	NAME	LAP TIME	TIME OF DAY	LAP	VEHICLE
31	Phil STEAD	2:17.963	09:02:29.109	1	Yamaha TZ 250L
31	Phil STEAD	2:11.390	09:04:40.498	2	Yamaha TZ 250L
31	Phil STEAD	2:10.071	09:06:50.569	3	Yamaha TZ 250L
31	Phil STEAD	2:10.022	09:09:00.591	4	Yamaha TZ 250L
31	Phil STEAD	2:09.130	09:11:09.721	5	Yamaha TZ 250L

International Sidecar Revival Meeting 2023

GP Originals

QUALIFYING - STATISTICS

CLASS : GP Mas

10 Starters

Fastest Lap History

NO	NAME	LAP TIME	TIME OF DAY	LAP	VEHICLE
8	Nick WILLIAMSON	2:14.547	09:02:18.343	1	Yamaha TZ350G
8	Nick WILLIAMSON	2:12.472	09:04:30.815	2	Yamaha TZ350G
8	Nick WILLIAMSON	2:09.235	09:06:40.049	3	Yamaha TZ350G
8	Nick WILLIAMSON	2:07.713	09:10:57.506	5	Yamaha TZ350G

International Sidecar Revival Meeting 2023



GP Originals

RACES 1 & 6 (SAT), 3 & 11 (SUN) - GRID

ROW 9	25	2	Tony PERKIN	26	4	Mike FARRALL	27	42	Sian BROOKS							
ROW 8				22	14	Andrew GREEN	23	112	Warren BEESE	24	6	Derek SKINNER	2:46.606			
ROW 7				19	3	Nick BEDFORD	20	88	Mark EDGE	21	9	Dave COOPER	2:26.741			
ROW 6							16	27	Mark LINTON	17	38	Darrell HIGGINS	18	67	Nigel DEARDEN	2:20.656
ROW 5				13	26	Josh WAINWRIGHT	14	77	Andrew GLASGOW	15	29	Derek CRIPPS	2:17.264			
ROW 4							10	20	Michael GRIGSON	11	33	Chris MOORE	12	155	Roy CHAPMAN	2:14.792
ROW 3				7	8	Nick WILLIAMSON	8	31	Phil STEAD	9	5	Steve BOAM	2:12.335			
ROW 2							4	7	Jason DAVIS	5	74	Jamie O'BRIEN	6	55	Daniel JACKSON	2:07.141
ROW 1				1	97	Andrew TAYLOR	2	1	Phil ATKINSON	3	75	Ant HART	2:04.750			
Pole																

Cadwell Park: 2.1800 miles

These results are provisional until the conclusion of any judicial and technical matters.

Clerk Of Course :	Stewards :	Timekeeper : <i>Craig Smith</i>
-------------------	------------	------------------------------------

Results can be found at www.tsl-timing.com

Printed - 09:17 Saturday, 05 August 2023



International Sidecar Revival Meeting 2023

GP Originals

RACE 1 - CLASSIFICATION



POS	NO	CL	PIC NAME	ENTRY	LAPS	TIME	GAP	DIFF	MPH	BEST	ON
1	7	350cc	1 Jason DAVIS	Yamaha TZ350G - Kitchen company chester	6	12:25.558			63.15	2:02.317	4
2	1	350cc	2 Phil ATKINSON	Yamaha TZ350 - ROSE MOT/Q Oil Treatments	6	12:44.518	18.960	18.960	61.59	2:03.720	2
3	75	350cc	3 Ant HART	Yamaha TZ350 - BE Event Hire	6	12:45.100	19.542	0.582	61.54	2:04.269	5
4	31	250cc	1 Phil STEAD	Yamaha TZ 250L - Dynojet	6	13:11.735	46.177	26.635	59.47	2:08.800	6
5	20	250cc	2 Michael GRIGSON	Yamaha TZ250L - Precision Automation	6	13:12.570	47.012	0.835	59.41	2:09.468	5
6	26	350cc	4 Josh WAINWRIGHT	Yamaha TZ350 - Rose Mot Racing	6	13:13.099	47.541	0.529	59.37	2:09.611	6
7	8	GP Mas	1 Nick WILLIAMSON	Yamaha TZ350G - rbm	6	13:14.999	49.441	1.900	59.23	2:09.666	5
8	33	350cc	5 Chris MOORE	Yamaha TZ350 - Outhwaite Plant/Silverstar Services	6	13:19.087	53.529	4.088	58.92	2:09.716	5
9	74	350cc	6 Jamie O'BRIEN	Windy Shed Classics Yamaha TZ350 - Windy shed c	6	13:22.484	56.926	3.397	58.67	2:07.944	5
10	38	GP Mas	2 Darrell HIGGINS	Yamaha TZ350 - Dennis trollope racing	6	13:23.090	57.532	0.606	58.63	2:10.111	4
11	27	250cc	3 Mark LINTON	Yamaha TZ250 - Wapping Organ Company	6	13:23.527	57.969	0.437	58.60	2:08.841	5
12	155	GP Mas	3 Roy CHAPMAN	Yamaha TZ350 - self	6	13:29.505	1:03.947	5.978	58.16	2:12.590	5
13	5	GP Mas	4 Steve BOAM	Yamaha TZ350 -	6	13:36.027	1:10.469	6.522	57.70	2:13.512	5
14	77	GP Mas	5 Andrew GLASGOW	Yamaha TZ350 - Hiab service (hw) ltd	6	13:55.661	1:30.103	19.634	56.34	2:17.160	5
15	14	350cc	7 Andrew GREEN	Yamaha RD250 - RAFMSA	6	14:00.862	1:35.304	5.201	56.00	2:12.934	5
16	88	GP Mas	6 Mark EDGE	Gourlay Yamaha TZ 350 - Gourlay Yamaha	6	14:09.555	1:43.997	8.693	55.42	2:18.450	5
17	29	350cc	8 Derek CRIPPS	Yamaha TZ350G - Team FBR	6	14:16.996	1:51.438	7.441	54.94	2:18.723	6
18	3	350cc	9 Nick BEDFORD	Yamaha TZ350 - Banx Race Paint	6	14:24.093	1:58.535	7.097	54.49	2:21.269	2
19	112	GP Mas	7 Warren BEESE	Yamaha TZ250L -	5	12:29.980	1 Lap	1 Lap	52.32	2:26.573	2
20	6	GP Mas	8 Derek SKINNER	Yamaha TZ - D A S Racing	5	13:48.762	1 Lap	1:18.782	47.34	2:42.151	3

NOT CLASSIFIED

DNF	97	350cc	Andrew TAYLOR	Yamaha TZ350 - J B Taylor construction	5	10:23.827	1 Lap		62.90	2:02.523	4
DNF	9	GP Mas	Dave COOPER	Yamaha TZ 350 C - Rose Mot Racing	2	5:07.177	4 Laps	3 Laps	51.09	2:26.115	2
DNF	55	350cc	Daniel JACKSON	Yamaha HARRIS TZ350 - Team Sigie racing	0						

FASTEST LAP

7	350cc	Jason DAVIS	Yamaha TZ350G - Kitchen company chester	4	2:02.317	64.16 mph	103.25 kph
31	250cc	Phil STEAD	Yamaha TZ 250L - Dynojet	6	2:08.800	60.93 mph	98.06 kph
8	GP Mas	Nick WILLIAMSON	Yamaha TZ350G - rbm	5	2:09.666	60.52 mph	97.40 kph

Class 350cc - 92.5% of Race Speed = 58.41 mph
 Class 250cc - 92.5% of Race Speed = 55.00 mph
 Class GP Mas - 92.5% of Race Speed = 54.78 mph

Weather / Track : Cloudy / Wet

These results are provisional until the conclusion of any judicial and technical matters.

Race Distance: 6 Laps / 13.08 miles

Cadwell Park: 2.1800 miles

Date: 05/08/2023 Start: 11:34 Finish: 11:46

Clerk Of Course :	Stewards :	Timekeeper : <i>Craig Smith</i>
-------------------	------------	------------------------------------

Results can be found at www.tsl-timing.com

Printed - 11:52 Saturday, 05 August 2023



International Sidecar Revival Meeting 2023

GP Originals

RACE 1 - LAP CHART

LAP 1 @ 11:36:15.062

NO	BEHIND	LAP TIME
7		2:10.251
1	0.676	2:10.927
97	0.956	2:11.207
75	6.247	2:16.498
31	6.299	2:16.550
8	7.722	2:17.973
33	9.146	2:19.397
20	10.069	2:20.320
26	10.264	2:20.515
38	12.618	2:22.869
155	13.670	2:23.921
5	13.967	2:24.218
27	14.351	2:24.602
77	15.212	2:25.463
74	18.094	2:28.345
88	20.311	2:30.562
3	21.532	2:31.783
29	22.800	2:33.051
14	23.480	2:33.731
112	24.780	2:35.031
9	30.811	2:41.062
6	42.075	2:52.326

LAP 2 @ 11:38:18.047

NO	BEHIND	LAP TIME
7		2:02.985
1	1.411	2:03.720
97	1.547	2:03.576
75	9.492	2:06.230
8	15.591	2:10.854
31	16.214	2:12.900
20	18.254	2:11.170
26	20.125	2:12.846
33	20.383	2:14.222
38	23.360	2:13.727
155	24.783	2:14.098
5	27.020	2:16.038
27	27.236	2:15.870
74	29.821	2:14.712
77	29.872	2:17.645
88	38.665	2:21.339
3	39.816	2:21.269
14	41.174	2:20.679
29	41.369	2:21.554
112	48.368	2:26.573
9	53.941	2:26.115
6	1:25.835	2:46.745

LAP 3 @ 11:40:20.712

NO	BEHIND	LAP TIME
7		2:02.665
97	2.199	2:03.317
1	4.351	2:05.605
75	13.138	2:06.311
8	25.707	2:12.781
20	25.834	2:10.245
31	26.156	2:12.607
26	28.136	2:10.676
33	31.191	2:13.473
38	33.482	2:12.787
155	35.636	2:13.518
27	35.925	2:11.354

Weather / Track : Cloudy / Wet

Results can be found at www.tsl-timing.com

5	38.304	2:13.949
74	38.399	2:11.243
77	44.870	2:17.663
88	56.951	2:20.951
3	59.937	2:22.786
14	1:01.788	2:23.279
29	1:01.798	2:23.094
112	1:13.694	2:27.991

LAP 4 @ 11:42:23.029

NO	BEHIND	LAP TIME
7		2:02.317
97	2.405	2:02.523
6	1 Lap	2:42.151
1	9.499	2:07.465
75	16.883	2:06.062
20	34.024	2:10.507
31	35.024	2:11.185
8	35.455	2:12.065
26	35.619	2:09.800
33	40.621	2:11.747
38	41.276	2:10.111
27	43.467	2:09.859
155	45.918	2:12.599
74	46.207	2:10.125
5	49.799	2:13.812
77	1:01.460	2:18.907
88	1:14.030	2:19.396
14	1:15.863	2:16.392
3	1:20.145	2:22.525
29	1:21.090	2:21.609
112	1:41.138	2:29.761

LAP 5 @ 11:44:26.148

NO	BEHIND	LAP TIME
7		2:03.119
97	2.490	2:03.204
1	14.848	2:08.468
75	18.033	2:04.269
20	40.373	2:09.468
31	41.598	2:09.693
8	42.002	2:09.666
26	42.151	2:09.651
6	1 Lap	2:43.632
33	47.218	2:09.716
38	48.787	2:10.630
27	49.189	2:08.841
74	51.032	2:07.944
155	55.389	2:12.590
5	1:00.192	2:13.512
77	1:15.501	2:17.160
14	1:25.678	2:12.934
88	1:29.361	2:18.450
29	1:36.936	2:18.965
3	1:40.977	2:23.951

LAP 6 @ 11:46:30.369

NO	BEHIND	LAP TIME
7		2:04.221
112	1 Lap	2:30.624
1	18.960	2:08.333
75	19.542	2:05.730
31	46.177	2:08.800
20	47.012	2:10.860

26	47.541	2:09.611
8	49.441	2:11.660
33	53.529	2:10.532
74	56.926	2:10.115
38	57.532	2:12.966
27	57.969	2:13.001
155	1:03.947	2:12.779
5	1:10.469	2:14.498
6	1 Lap	2:43.908
77	1:30.103	2:18.823
14	1:35.304	2:13.847
88	1:43.997	2:18.857
29	1:51.438	2:18.723
3	1:58.535	2:21.779

Cadwell Park: 2.1800 miles
Date: 05/08/2023 Start: 11:34 Finish: 11:46

Printed - 11:51 Saturday, 05 August 2023

International Sidecar Revival Meeting 2023

GP Originals

RACE 1 - POSITION CHART

No	Name	Lap Pos	Lap					
			1	2	3	4	5	6
97	TAYLOR	1	7	7	7	7	7	7
1	ATKINSON	2	1	1	97	97	97	1
75	HART	3	97	97	1	1	1	75
7	DAVIS	4	75	75	75	75	75	31
74	O'BRIEN	5	31	8	8	20	20	20
55	JACKSON	6	8	31	20	31	31	26
8	WILLIAMSON	7	33	20	31	8	8	8
31	STEAD	8	20	26	26	26	26	33
5	BOAM	9	26	33	33	33	33	74
20	GRIGSON	10	38	38	38	38	38	38
33	MOORE	11	155	155	155	27	27	27
155	CHAPMAN	12	5	5	27	155	74	155
26	WAINWRIGHT	13	27	27	5	74	155	5
77	GLASGOW	14	77	74	74	5	5	77
29	CRIPPS	15	74	77	77	77	77	14
27	LINTON	16	88	88	88	88	14	88
38	HIGGINS	17	3	3	3	14	88	29
3	BEDFORD	18	29	14	14	3	29	3
88	EDGE	19	14	29	29	29	3	
9	COOPER	20	112	112	112	112	112	
14	GREEN	21	9	9	6	6	6	
112	BEESE	22	6	6				
6	SKINNER	23						

International Sidecar Revival Meeting 2023

GP Originals

RACE 1 - SECTOR ANALYSIS



SECTOR 1 = FL to I1, SECTOR 2 = I1 to FL, DIFF = Difference To Personal Best Lap, P = Crossed Finish Line in Pit Lane, D = Time Disallowed

P1		7 350cc Jason DAVIS		Yamaha TZ350G - Kitchen company chester			
IDEAL LAP TIME : 2:02.082		BEST LAP TIME : 2:02.317		DIFFERENCE : 0.235			
LAP	SECTOR 1	SECTOR 2	LAP TIME	MPH	DIFF	TIME OF DAY	
1 -		52.243	2:10.251	60.25	7.934	11:36:15.062	
2 -	1:10.632	52.353	2:02.985 (3)	63.81	0.668	11:38:18.047	
3 -	1:10.682	51.983	2:02.665 (2)	63.97	0.348	11:40:20.712	
4 -	1:10.099	52.218	2:02.317 (1)	64.16		11:42:23.029	
5 -	1:10.790	52.329	2:03.119	63.74	0.802	11:44:26.148	
6 -	1:11.315	52.906	2:04.221	63.17	1.904	11:46:30.369	

P2		1 350cc Phil ATKINSON		Yamaha TZ350 - ROSE MOT/Q Oil Treatments			
IDEAL LAP TIME : 2:03.418		BEST LAP TIME : 2:03.720		DIFFERENCE : 0.302			
LAP	SECTOR 1	SECTOR 2	LAP TIME	MPH	DIFF	TIME OF DAY	
1 -		52.177	2:10.927	59.94	7.207	11:36:15.738	
2 -	1:11.241	52.479	2:03.720 (1)	63.43		11:38:19.458	
3 -	1:12.172	53.433	2:05.605 (2)	62.48	1.885	11:40:25.063	
4 -	1:13.558	53.907	2:07.465 (3)	61.57	3.745	11:42:32.528	
5 -	1:14.212	54.256	2:08.468	61.08	4.748	11:44:40.996	
6 -	1:14.413	53.920	2:08.333	61.15	4.613	11:46:49.329	

P3		75 350cc Ant HART		Yamaha TZ350 - BE Event Hire			
IDEAL LAP TIME : 2:04.168		BEST LAP TIME : 2:04.269		DIFFERENCE : 0.101			
LAP	SECTOR 1	SECTOR 2	LAP TIME	MPH	DIFF	TIME OF DAY	
1 -		55.037	2:16.498	57.49	12.229	11:36:21.309	
2 -	1:13.428	52.802	2:06.230	62.17	1.961	11:38:27.539	
3 -	1:13.653	52.658	2:06.311	62.13	2.042	11:40:33.850	
4 -	1:13.554	52.508	2:06.062 (3)	62.25	1.793	11:42:39.912	
5 -	1:12.405	51.864	2:04.269 (1)	63.15		11:44:44.181	
6 -	1:12.304	53.426	2:05.730 (2)	62.42	1.461	11:46:49.911	

P4		31 250cc Phil STEAD		Yamaha TZ 250L - Dynojet			
IDEAL LAP TIME : 2:08.317		BEST LAP TIME : 2:08.800		DIFFERENCE : 0.483			
LAP	SECTOR 1	SECTOR 2	LAP TIME	MPH	DIFF	TIME OF DAY	
1 -		55.860	2:16.550	57.47	7.750	11:36:21.361	
2 -	1:16.598	56.302	2:12.900	59.05	4.100	11:38:34.261	
3 -	1:16.048	56.559	2:12.607	59.18	3.807	11:40:46.868	
4 -	1:16.086	55.099	2:11.185 (3)	59.82	2.385	11:42:58.053	
5 -	1:14.434	55.259	2:09.693 (2)	60.51	0.893	11:45:07.746	
6 -	1:14.917	53.883	2:08.800 (1)	60.93		11:47:16.546	

P5		20 250cc Michael GRIGSON		Yamaha TZ250L - Precision Automation			
IDEAL LAP TIME : 2:09.263		BEST LAP TIME : 2:09.468		DIFFERENCE : 0.205			
LAP	SECTOR 1	SECTOR 2	LAP TIME	MPH	DIFF	TIME OF DAY	
1 -		55.988	2:20.320	55.92	10.852	11:36:25.131	
2 -	1:16.310	54.860	2:11.170	59.83	1.702	11:38:36.301	
3 -	1:14.717	55.528	2:10.245 (2)	60.25	0.777	11:40:46.546	
4 -	1:15.683	54.824	2:10.507 (3)	60.13	1.039	11:42:57.053	
5 -	1:14.922	54.546	2:09.468 (1)	60.61		11:45:06.521	
6 -	1:15.612	55.248	2:10.860	59.97	1.392	11:47:17.381	

P6		26 350cc Josh WAINWRIGHT		Yamaha TZ350 - Rose Mot Racing			
IDEAL LAP TIME : 2:09.444		BEST LAP TIME : 2:09.611		DIFFERENCE : 0.167			
LAP	SECTOR 1	SECTOR 2	LAP TIME	MPH	DIFF	TIME OF DAY	
1 -		55.646	2:20.515	55.85	10.904	11:36:25.326	
2 -	1:16.649	56.197	2:12.846	59.07	3.235	11:38:38.172	
3 -	1:15.949	54.727	2:10.676	60.05	1.065	11:40:48.848	
4 -	1:15.371	54.429	2:09.800 (3)	60.46	0.189	11:42:58.648	
5 -	1:15.038	54.613	2:09.651 (2)	60.53	0.040	11:45:08.299	
6 -	1:15.015	54.596	2:09.611 (1)	60.55		11:47:17.910	

International Sidecar Revival Meeting 2023

GP Originals

RACE 1 - SECTOR ANALYSIS



SECTOR 1 = FL to I1, SECTOR 2 = I1 to FL, DIFF = Difference To Personal Best Lap, P = Crossed Finish Line in Pit Lane, D = Time Disallowed

P7 8 GP Mas Nick WILLIAMSON		Yamaha TZ350G - rbm				
IDEAL LAP TIME : 2:09.666		BEST LAP TIME : 2:09.666		DIFFERENCE : 0.000		
LAP	SECTOR 1	SECTOR 2	LAP TIME	MPH	DIFF	TIME OF DAY
1 -		55.545	2:17.973	56.88	8.307	11:36:22.784
2 -	1:15.215	55.639	2:10.854 (2)	59.97	1.188	11:38:33.638
3 -	1:16.356	56.425	2:12.781	59.10	3.115	11:40:46.419
4 -	1:15.336	56.729	2:12.065	59.42	2.399	11:42:58.484
5 -	1:14.524	55.142	2:09.666 (1)	60.52		11:45:08.150
6 -	1:15.051	56.609	2:11.660 (3)	59.60	1.994	11:47:19.810

P8 33 350cc Chris MOORE		Yamaha TZ350 - Outhwaite Plant/Silverstar Services/JL Exhaust				
IDEAL LAP TIME : 2:09.628		BEST LAP TIME : 2:09.716		DIFFERENCE : 0.088		
LAP	SECTOR 1	SECTOR 2	LAP TIME	MPH	DIFF	TIME OF DAY
1 -		56.437	2:19.397	56.30	9.681	11:36:24.208
2 -	1:17.052	57.170	2:14.222	58.47	4.506	11:38:38.430
3 -	1:17.608	55.865	2:13.473	58.79	3.757	11:40:51.903
4 -	1:16.362	55.385	2:11.747 (3)	59.56	2.031	11:43:03.650
5 -	1:15.183	54.533	2:09.716 (1)	60.50		11:45:13.366
6 -	1:15.095	55.437	2:10.532 (2)	60.12	0.816	11:47:23.898

P9 74 350cc Jamie O'BRIEN		Windy Shed Classics Yamaha TZ350 - Windy shed classics				
IDEAL LAP TIME : 2:07.944		BEST LAP TIME : 2:07.944		DIFFERENCE : 0.000		
LAP	SECTOR 1	SECTOR 2	LAP TIME	MPH	DIFF	TIME OF DAY
1 -		58.047	2:28.345	52.90	20.401	11:36:33.156
2 -	1:17.239	57.473	2:14.712	58.25	6.768	11:38:47.868
3 -	1:15.665	55.578	2:11.243	59.79	3.299	11:40:59.111
4 -	1:14.745	55.380	2:10.125 (3)	60.31	2.181	11:43:09.236
5 -	1:13.894	54.050	2:07.944 (1)	61.33		11:45:17.180
6 -	1:14.154	55.961	2:10.115 (2)	60.31	2.171	11:47:27.295

P10 38 GP Mas Darrell HIGGINS		Yamaha TZ350 - Dennis trollope racing				
IDEAL LAP TIME : 2:10.059		BEST LAP TIME : 2:10.111		DIFFERENCE : 0.052		
LAP	SECTOR 1	SECTOR 2	LAP TIME	MPH	DIFF	TIME OF DAY
1 -		56.822	2:22.869	54.93	12.758	11:36:27.680
2 -	1:17.058	56.669	2:13.727	58.68	3.616	11:38:41.407
3 -	1:16.201	56.586	2:12.787 (3)	59.10	2.676	11:40:54.194
4 -	1:14.982	55.129	2:10.111 (1)	60.31		11:43:04.305
5 -	1:15.553	55.077	2:10.630 (2)	60.07	0.519	11:45:14.935
6 -	1:16.092	56.874	2:12.966	59.02	2.855	11:47:27.901

P11 27 250cc Mark LINTON		Yamaha TZ250 - Wapping Organ Company				
IDEAL LAP TIME : 2:08.841		BEST LAP TIME : 2:08.841		DIFFERENCE : 0.000		
LAP	SECTOR 1	SECTOR 2	LAP TIME	MPH	DIFF	TIME OF DAY
1 -		57.084	2:24.602	54.27	15.761	11:36:29.413
2 -	1:18.557	57.313	2:15.870	57.76	7.029	11:38:45.283
3 -	1:16.324	55.030	2:11.354 (3)	59.74	2.513	11:40:56.637
4 -	1:15.570	54.289	2:09.859 (2)	60.43	1.018	11:43:06.496
5 -	1:15.135	53.706	2:08.841 (1)	60.91		11:45:15.337
6 -	1:16.630	56.371	2:13.001	59.00	4.160	11:47:28.338

P12 155 GP Mas Roy CHAPMAN		Yamaha TZ350 - self				
IDEAL LAP TIME : 2:11.889		BEST LAP TIME : 2:12.590		DIFFERENCE : 0.701		
LAP	SECTOR 1	SECTOR 2	LAP TIME	MPH	DIFF	TIME OF DAY
1 -		57.331	2:23.921	54.53	11.331	11:36:28.732
2 -	1:17.675	56.423	2:14.098	58.52	1.508	11:38:42.830
3 -	1:18.281	55.237	2:13.518	58.77	0.928	11:40:56.348
4 -	1:16.830	55.769	2:12.599 (2)	59.18	0.009	11:43:08.947
5 -	1:16.652	55.938	2:12.590 (1)	59.19		11:45:21.537
6 -	1:16.978	55.801	2:12.779 (3)	59.10	0.189	11:47:34.316

International Sidecar Revival Meeting 2023

GP Originals

RACE 1 - SECTOR ANALYSIS



SECTOR 1 = FL to I1, SECTOR 2 = I1 to FL, DIFF = Difference To Personal Best Lap, P = Crossed Finish Line in Pit Lane, D = Time Disallowed

P13 5 GP Mas Steve BOAM			Yamaha TZ350 -			
IDEAL LAP TIME : 2:13.512		BEST LAP TIME : 2:13.512		DIFFERENCE : 0.000		
LAP	SECTOR 1	SECTOR 2	LAP TIME	MPH	DIFF	TIME OF DAY
1 -		57.091	2:24.218	54.41	10.706	11:36:29.029
2 -	1:18.667	57.371	2:16.038	57.69	2.526	11:38:45.067
3 -	1:17.726	56.223	2:13.949 (3)	58.58	0.437	11:40:59.016
4 -	1:17.707	56.105	2:13.812 (2)	58.64	0.300	11:43:12.828
5 -	1:17.491	56.021	2:13.512 (1)	58.78		11:45:26.340
6 -	1:18.066	56.432	2:14.498	58.35	0.986	11:47:40.838

P14 77 GP Mas Andrew GLASGOW			Yamaha TZ350 - Hiab service (hw) ltd			
IDEAL LAP TIME : 2:17.069		BEST LAP TIME : 2:17.160		DIFFERENCE : 0.091		
LAP	SECTOR 1	SECTOR 2	LAP TIME	MPH	DIFF	TIME OF DAY
1 -		57.267	2:25.463	53.95	8.303	11:36:30.274
2 -	1:19.837	57.808	2:17.645 (2)	57.01	0.485	11:38:47.919
3 -	1:20.042	57.621	2:17.663 (3)	57.00	0.503	11:41:05.582
4 -	1:20.805	58.102	2:18.907	56.49	1.747	11:43:24.489
5 -	1:19.928	57.232	2:17.160 (1)	57.21		11:45:41.649
6 -	1:20.656	58.167	2:18.823	56.53	1.663	11:48:00.472

P15 14 350cc Andrew GREEN			Yamaha RD250 - RAFMSA			
IDEAL LAP TIME : 2:12.737		BEST LAP TIME : 2:12.934		DIFFERENCE : 0.197		
LAP	SECTOR 1	SECTOR 2	LAP TIME	MPH	DIFF	TIME OF DAY
1 -		59.985	2:33.731	51.05	20.797	11:36:38.542
2 -	1:22.116	58.563	2:20.679	55.78	7.745	11:38:59.221
3 -	1:20.199	1:03.080	2:23.279	54.77	10.345	11:41:22.500
4 -	1:20.171	56.221	2:16.392 (3)	57.54	3.458	11:43:38.892
5 -	1:17.208	55.726	2:12.934 (1)	59.03		11:45:51.826
6 -	1:17.011	56.836	2:13.847 (2)	58.63	0.913	11:48:05.673

P16 88 GP Mas Mark EDGE			Gourlay Yamaha TZ 350 - Gourlay Yamaha			
IDEAL LAP TIME : 2:18.019		BEST LAP TIME : 2:18.450		DIFFERENCE : 0.431		
LAP	SECTOR 1	SECTOR 2	LAP TIME	MPH	DIFF	TIME OF DAY
1 -		59.831	2:30.562	52.12	12.112	11:36:35.373
2 -	1:21.610	59.729	2:21.339	55.52	2.889	11:38:56.712
3 -	1:21.626	59.325	2:20.951	55.67	2.501	11:41:17.663
4 -	1:20.245	59.151	2:19.396 (3)	56.30	0.946	11:43:37.059
5 -	1:20.274	58.176	2:18.450 (1)	56.68		11:45:55.509
6 -	1:19.843	59.014	2:18.857 (2)	56.51	0.407	11:48:14.366

P17 29 350cc Derek CRIPPS			Yamaha TZ350G - Team FBR			
IDEAL LAP TIME : 2:17.561		BEST LAP TIME : 2:18.723		DIFFERENCE : 1.162		
LAP	SECTOR 1	SECTOR 2	LAP TIME	MPH	DIFF	TIME OF DAY
1 -		1:00.527	2:33.051	51.27	14.328	11:36:37.862
2 -	1:21.751	59.803	2:21.554 (3)	55.44	2.831	11:38:59.416
3 -	1:22.281	1:00.813	2:23.094	54.84	4.371	11:41:22.510
4 -	1:22.039	59.570	2:21.609	55.42	2.886	11:43:44.119
5 -	1:21.075	57.890	2:18.965 (2)	56.47	0.242	11:46:03.084
6 -	1:19.671	59.052	2:18.723 (1)	56.57		11:48:21.807

P18 3 350cc Nick BEDFORD			Yamaha TZ350 - Banx Race Paint			
IDEAL LAP TIME : 2:19.990		BEST LAP TIME : 2:21.269		DIFFERENCE : 1.279		
LAP	SECTOR 1	SECTOR 2	LAP TIME	MPH	DIFF	TIME OF DAY
1 -		1:00.660	2:31.783	51.70	10.514	11:36:36.594
2 -	1:21.068	1:00.201	2:21.269 (1)	55.55		11:38:57.863
3 -	1:21.345	1:01.441	2:22.786	54.96	1.517	11:41:20.649
4 -	1:22.039	1:00.486	2:22.525 (3)	55.06	1.256	11:43:43.174
5 -	1:25.029	58.922	2:23.951	54.51	2.682	11:46:07.125
6 -	1:21.897	59.882	2:21.779 (2)	55.35	0.510	11:48:28.904

International Sidecar Revival Meeting 2023

GP Originals

RACE 1 - SECTOR ANALYSIS



SECTOR 1 = FL to I1, SECTOR 2 = I1 to FL, DIFF = Difference To Personal Best Lap, P = Crossed Finish Line in Pit Lane, D = Time Disallowed

P19 112 GP Mas Warren BEESE		Yamaha TZ250L -				
IDEAL LAP TIME : 2:26.047		BEST LAP TIME : 2:26.573				
		DIFFERENCE : 0.526				
LAP	SECTOR 1	SECTOR 2	LAP TIME	MPH	DIFF	TIME OF DAY
1 -		59.742	2:35.031	50.62	8.458	11:36:39.842
2 -	1:26.965	59.608	2:26.573 (1)	53.54		11:39:06.415
3 -	1:26.439	1:01.552	2:27.991 (2)	53.03	1.418	11:41:34.406
4 -	1:28.512	1:01.249	2:29.761 (3)	52.40	3.188	11:44:04.167
5 -	1:28.942	1:01.682	2:30.624	52.10	4.051	11:46:34.791

P20 6 GP Mas Derek SKINNER		Yamaha TZ - D A S Racing				
IDEAL LAP TIME : 2:41.640		BEST LAP TIME : 2:42.151				
		DIFFERENCE : 0.511				
LAP	SECTOR 1	SECTOR 2	LAP TIME	MPH	DIFF	TIME OF DAY
1 -		1:08.987	2:52.326	45.54	10.175	11:36:57.137
2 -	1:36.107	1:10.638	2:46.745	47.06	4.594	11:39:43.882
3 -	1:32.653	1:09.498	2:42.151 (1)	48.39		11:42:26.033
4 -	1:34.570	1:09.062	2:43.632 (2)	47.96	1.481	11:45:09.665
5 -	1:34.530	1:09.378	2:43.908 (3)	47.88	1.757	11:47:53.573

P21 97 350cc Andrew TAYLOR		Yamaha TZ350 - J B Taylor construction				
IDEAL LAP TIME : 2:02.222		BEST LAP TIME : 2:02.523				
		DIFFERENCE : 0.301				
LAP	SECTOR 1	SECTOR 2	LAP TIME	MPH	DIFF	TIME OF DAY
1 -		52.157	2:11.207	59.81	8.684	11:36:16.018
2 -	1:11.398	52.178	2:03.576	63.50	1.053	11:38:19.594
3 -	1:12.145	51.172	2:03.317 (3)	63.64	0.794	11:40:22.911
4 -	1:11.050	51.473	2:02.523 (1)	64.05		11:42:25.434
5 -	1:11.191	52.013	2:03.204 (2)	63.69	0.681	11:44:28.638

P22 9 GP Mas Dave COOPER		Yamaha TZ 350 C - Rose Mot Racing				
IDEAL LAP TIME : 2:25.270		BEST LAP TIME : 2:26.115				
		DIFFERENCE : 0.845				
LAP	SECTOR 1	SECTOR 2	LAP TIME	MPH	DIFF	TIME OF DAY
1 -		1:01.870	2:41.062	48.72	14.947	11:36:45.873
2 -	1:25.418	1:00.697	2:26.115 (1)	53.71		11:39:11.988

International Sidecar Revival Meeting 2023

GP Originals

RACE 1 - BEST SECTORS

SECTOR 1			SECTOR 2			IDEAL / BEST COMPARISON						
POS	NO	NAME	TIME	NO	NAME	TIME	POS	NO	NAME	IDEAL	BEST	DIFF
									PERFECT LAP	2:01.271		
1	7	DAVIS	1:10.099	97	TAYLOR	51.172	1	7	DAVIS	2:02.082	2:02.317	0.235
2	97	TAYLOR	1:11.050	75	HART	51.864	2	97	TAYLOR	2:02.222	2:02.523	0.301
3	1	ATKINSON	1:11.241	7	DAVIS	51.983	3	1	ATKINSON	2:03.418	2:03.720	0.302
4	75	HART	1:12.304	1	ATKINSON	52.177	4	75	HART	2:04.168	2:04.269	0.101
5	74	O'BRIEN	1:13.894	27	LINTON	53.706	5	74	O'BRIEN	2:07.944	2:07.944	0.000
6	31	STEAD	1:14.434	31	STEAD	53.883	6	31	STEAD	2:08.317	2:08.800	0.483
7	8	WILLIAMSON	1:14.524	74	O'BRIEN	54.050	7	27	LINTON	2:08.841	2:08.841	0.000
8	20	GRIGSON	1:14.717	26	WAINWRIGHT	54.429	8	20	GRIGSON	2:09.263	2:09.468	0.205
9	38	HIGGINS	1:14.982	33	MOORE	54.533	9	26	WAINWRIGHT	2:09.444	2:09.611	0.167
10	26	WAINWRIGHT	1:15.015	20	GRIGSON	54.546	10	33	MOORE	2:09.628	2:09.716	0.088
11	33	MOORE	1:15.095	38	HIGGINS	55.077	11	8	WILLIAMSON	2:09.666	2:09.666	0.000
12	27	LINTON	1:15.135	8	WILLIAMSON	55.142	12	38	HIGGINS	2:10.059	2:10.111	0.052
13	155	CHAPMAN	1:16.652	155	CHAPMAN	55.237	13	155	CHAPMAN	2:11.889	2:12.590	0.701
14	14	GREEN	1:17.011	14	GREEN	55.726	14	14	GREEN	2:12.737	2:12.934	0.197
15	5	BOAM	1:17.491	5	BOAM	56.021	15	5	BOAM	2:13.512	2:13.512	0.000
16	29	CRIPPS	1:19.671	77	GLASGOW	57.232	16	77	GLASGOW	2:17.069	2:17.160	0.091
17	77	GLASGOW	1:19.837	29	CRIPPS	57.890	17	29	CRIPPS	2:17.561	2:18.723	1.162
18	88	EDGE	1:19.843	88	EDGE	58.176	18	88	EDGE	2:18.019	2:18.450	0.431
19	3	BEDFORD	1:21.068	3	BEDFORD	58.922	19	3	BEDFORD	2:19.990	2:21.269	1.279
20	9	COOPER	1:24.573	112	BEESE	59.608	20	9	COOPER	2:25.270	2:26.115	0.845
21	112	BEESE	1:26.439	9	COOPER	1:00.697	21	112	BEESE	2:26.047	2:26.573	0.526
22	6	SKINNER	1:32.653	6	SKINNER	1:08.987	22	6	SKINNER	2:41.640	2:42.151	0.511
23												

International Sidecar Revival Meeting 2023

GP Originals

RACE 1 - STATISTICS

Competitors Started 23
Planned Start 2023-08-05 @ 11:15:00.000
Actual Start 2023-08-05 @ 11:34:04.810
Finish Time 2023-08-05 @ 11:46:27.326
Track Length 2.1800mi.
Total Laps 125
Total Distance Covered 272.5023mi.

Session Fastest Lap History

NO	CL	NAME	LAP TIME	TIME OF DAY	LAP	VEHICLE
7	350cc	Jason DAVIS	2:02.985	11:38:18.062	2	Yamaha TZ350G
7	350cc	Jason DAVIS	2:02.665	11:40:20.726	3	Yamaha TZ350G
7	350cc	Jason DAVIS	2:02.317	11:42:23.044	4	Yamaha TZ350G

Session Leader History

NO	CL	NAME	FROM LAP	LAPS LED	DISTANCE	VEHICLE
7	350cc	Jason DAVIS	1	6	13.08 miles	Yamaha TZ350G

Flag History

TYPE	TIME OF DAY
GREEN	11:34:04.810
FINISH	11:46:27.326

Flag Statistics

TYPE	COUNT	TOTAL LAPS	TOTAL TIME
Green	1	6	14:30.771
Red	0	0	0.000
Safety Car	0	0	0.000
FCY	0	0	0.000

International Sidecar Revival Meeting 2023

GP Originals

RACE 1 - STATISTICS

CLASS : 350cc

11 Starters

Fastest Lap History

NO	NAME	LAP TIME	TIME OF DAY	LAP	VEHICLE
7	Jason DAVIS	2:02.985	11:38:18.062	2	Yamaha TZ350G
7	Jason DAVIS	2:02.665	11:40:20.726	3	Yamaha TZ350G
7	Jason DAVIS	2:02.317	11:42:23.044	4	Yamaha TZ350G

Leader History

NO	NAME	FROM LAP	LAPS LED	DISTANCE	VEHICLE
7	Jason DAVIS	1	6	13.08 miles	Yamaha TZ350G

International Sidecar Revival Meeting 2023

GP Originals

RACE 1 - STATISTICS

CLASS : 250cc

3 Starters

Fastest Lap History

NO	NAME	LAP TIME	TIME OF DAY	LAP	VEHICLE
31	Phil STEAD	2:12.900	11:38:34.277	2	Yamaha TZ 250L
20	Michael GRIGSON	2:11.170	11:38:36.310	2	Yamaha TZ250L
20	Michael GRIGSON	2:10.245	11:40:46.556	3	Yamaha TZ250L
27	Mark LINTON	2:09.859	11:43:06.509	4	Yamaha TZ250
20	Michael GRIGSON	2:09.468	11:45:06.530	5	Yamaha TZ250L
27	Mark LINTON	2:08.841	11:45:15.350	5	Yamaha TZ250
31	Phil STEAD	2:08.800	11:47:16.562	6	Yamaha TZ 250L

Leader History

NO	NAME	FROM LAP	LAPS LED	DISTANCE	VEHICLE
31	Phil STEAD	1	2	4.36 miles	Yamaha TZ 250L
20	Michael GRIGSON	3	3	6.54 miles	Yamaha TZ250L
31	Phil STEAD	6	1	2.18 miles	Yamaha TZ 250L

International Sidecar Revival Meeting 2023

GP Originals

RACE 1 - STATISTICS

CLASS : GP Mas

9 Starters

Fastest Lap History

NO	NAME	LAP TIME	TIME OF DAY	LAP	VEHICLE
8	Nick WILLIAMSON	2:10.854	11:38:33.649	2	Yamaha TZ350G
38	Darrell HIGGINS	2:10.111	11:43:04.326	4	Yamaha TZ350
8	Nick WILLIAMSON	2:09.666	11:45:08.159	5	Yamaha TZ350G

Leader History

NO	NAME	FROM LAP	LAPS LED	DISTANCE	VEHICLE
8	Nick WILLIAMSON	1	6	13.08 miles	Yamaha TZ350G

International Sidecar Revival Meeting 2023

GP Originals

RACE 6 - CLASSIFICATION



POS	NO	CL	PIC NAME	ENTRY	LAPS	TIME	GAP	DIFF	MPH	BEST	ON
1	7	350cc	1 Jason DAVIS	Yamaha TZ350G - Kitchen company chester	6	12:09.842			64.51	1:58.190	5
2	75	350cc	2 Ant HART	Yamaha TZ350 - BE Event Hire	6	12:14.498	4.656	4.656	64.10	1:59.639	5
3	31	250cc	1 Phil STEAD	Yamaha TZ 250L - Dynojet	6	12:22.407	12.565	7.909	63.42	1:59.710	6
4	1	350cc	3 Phil ATKINSON	Yamaha TZ350 - ROSE MOT/Q Oil Treatments	6	12:22.781	12.939	0.374	63.39	2:00.817	4
5	97	350cc	4 Andrew TAYLOR	Yamaha TZ350 - J B Taylor construction	6	12:25.703	15.861	2.922	63.14	2:01.864	6
6	8	GP Mas	1 Nick WILLIAMSON	Yamaha TZ350G - rbm	6	12:42.763	32.921	17.060	61.73	2:04.450	3
7	55	350cc	5 Daniel JACKSON	Yamaha HARRIS TZ350 - Team Sigie racing	6	12:43.638	33.796	0.875	61.66	2:03.890	6
8	33	350cc	6 Chris MOORE	Yamaha TZ350 - Outhwaite Plant/Silverstar Services	6	12:54.800	44.958	11.162	60.77	2:06.020	6
9	26	350cc	7 Josh WAINWRIGHT	Yamaha TZ350 - Rose Mot Racing	6	12:55.078	45.236	0.278	60.75	2:05.091	6
10	27	250cc	2 Mark LINTON	Yamaha TZ250 - Wapping Organ Company	6	13:04.505	54.663	9.427	60.02	2:06.067	6
11	20	250cc	3 Michael GRIGSON	Yamaha TZ250L - Precision Automation	6	13:05.668	55.826	1.163	59.93	2:06.337	6
12	155	GP Mas	2 Roy CHAPMAN	Yamaha TZ350 - self	6	13:20.192	1:10.350	14.524	58.84	2:09.332	5
13	88	GP Mas	3 Mark EDGE	Gourlay Yamaha TZ 350 - Gourlay Yamaha	6	13:26.340	1:16.498	6.148	58.39	2:11.479	6
14	77	GP Mas	4 Andrew GLASGOW	Yamaha TZ350 - Hiab service (hw) ltd	6	13:38.142	1:28.300	11.802	57.55	2:13.298	5
15	3	350cc	8 Nick BEDFORD	Yamaha TZ350 - Banx Race Paint	6	14:07.338	1:57.496	29.196	55.57	2:17.009	5
16	112	GP Mas	5 Warren BEESE	Yamaha TZ250L -	5	12:13.770	1 Lap	1 Lap	53.47	2:22.664	5
17	6	GP Mas	6 Derek SKINNER	Yamaha TZ - D A S Racing	5	13:13.524	1 Lap	59.754	49.45	2:33.524	4

NOT CLASSIFIED

DNF	74	350cc	Jamie O'BRIEN	Windy Shed Classics Yamaha TZ350 - Windy shed c	2	4:32.480	4 Laps	3 Laps	57.60	2:13.104	2
DNF	9	GP Mas	Dave COOPER	Yamaha TZ 350 C - Rose Mot Racing	0						
DNF	14	350cc	Andrew GREEN	Yamaha RD250 - RAFMSA	0						
DNF	29	350cc	Derek CRIPPS	Yamaha TZ350G - Team FBR	0						

NOT STARTED

NS	38	GP Mas	Darrell HIGGINS	Yamaha TZ350 - Dennis trollope racing							
----	----	--------	-----------------	---------------------------------------	--	--	--	--	--	--	--

FASTEST LAP

7	350cc	Jason DAVIS	Yamaha TZ350G - Kitchen company chester	5	1:58.190	66.40 mph	106.86 kph
31	250cc	Phil STEAD	Yamaha TZ 250L - Dynojet	6	1:59.710	65.55 mph	105.50 kph
8	GP Mas	Nick WILLIAMSON	Yamaha TZ350G - rbm	3	2:04.450	63.06 mph	101.48 kph

Class 350cc - 92.5% of Race Speed = 59.67 mph
 Class 250cc - 92.5% of Race Speed = 58.66 mph
 Class GP Mas - 92.5% of Race Speed = 57.10 mph

Weather / Track : Cloudy / Wet

These results are provisional until the conclusion of any judicial and technical matters.

Race Distance: 6 Laps / 13.08 miles

Cadwell Park: 2.1800 miles

Date: 05/08/2023 Start: 16:18 Finish: 16:30

Clerk Of Course :

Stewards :

Timekeeper :

Craig Smith

Results can be found at www.tsl-timing.com

Printed - 16:32 Saturday, 05 August 2023



International Sidecar Revival Meeting 2023

GP Originals

RACE 6 - LAP CHART

LAP 1 @ 16:20:15.070			LAP 4 @ 16:26:17.370		
NO	BEHIND	LAP TIME	NO	BEHIND	LAP TIME
75		2:09.776	7		1:59.565
97	0.671	2:10.447	75	0.555	2:00.847
7	2.136	2:11.912	1	5.172	2:00.817
1	2.973	2:12.749	31	8.727	2:02.290
31	3.837	2:13.613	97	9.029	2:03.406
33	4.854	2:14.630	8	19.535	2:04.567
8	6.433	2:16.209	55	22.574	2:05.053
55	7.930	2:17.706	33	29.359	2:08.934
74	9.600	2:19.376	26	32.568	2:05.485
27	10.965	2:20.741	20	40.136	2:06.528
26	12.656	2:22.432	27	40.247	2:08.211
20	13.159	2:22.935	155	48.734	2:12.776
155	13.219	2:22.995	88	51.164	2:11.736
88	14.084	2:23.860	77	54.904	2:13.385
77	14.912	2:24.688	3	1:20.009	2:19.359
3	19.932	2:29.708	112	1:39.030	2:25.033
112	25.057	2:34.833			
6	39.750	2:49.526			

LAP 2 @ 16:22:16.738			LAP 5 @ 16:28:15.560		
NO	BEHIND	LAP TIME	NO	BEHIND	LAP TIME
75		2:01.668	7		1:58.190
7	1.171	2:00.703	75	2.004	1:59.639
97	2.527	2:03.524	1	8.437	2:01.455
1	3.218	2:01.913	31	12.431	2:01.894
31	4.780	2:02.611	97	13.573	2:02.734
8	11.150	2:06.385	8	26.796	2:05.451
33	12.915	2:09.729	6	1 Lap	2:33.524
55	13.852	2:07.590	55	29.482	2:05.098
74	21.036	2:13.104	33	38.514	2:07.345
26	21.103	2:10.115	26	39.721	2:05.343
27	21.815	2:12.518	27	48.172	2:06.115
155	23.569	2:12.018	20	49.065	2:07.119
20	25.017	2:13.526	155	59.876	2:09.332
88	27.159	2:14.743	88	1:04.595	2:11.621
77	28.703	2:15.459	77	1:10.012	2:13.298
3	39.861	2:21.597	3	1:38.828	2:17.009
112	49.313	2:25.924			
6	1:16.556	2:38.474			

LAP 3 @ 16:24:17.078			LAP 6 @ 16:30:15.136		
NO	BEHIND	LAP TIME	NO	BEHIND	LAP TIME
75		2:00.340	7		1:59.576
7	0.727	1:59.896	112	1 Lap	2:22.664
1	4.647	2:01.769	75	4.656	2:02.228
97	5.915	2:03.728	31	12.565	1:59.710
31	6.729	2:02.289	1	12.939	2:04.078
8	15.260	2:04.450	97	15.861	2:01.864
55	17.813	2:04.301	8	32.921	2:05.701
33	20.717	2:08.142	55	33.796	2:03.890
26	27.375	2:06.612	33	44.958	2:06.020
27	32.328	2:10.853	26	45.236	2:05.091
20	33.900	2:09.223	27	54.663	2:06.067
155	36.250	2:13.021	20	55.826	2:06.337
88	39.720	2:12.901	6	1 Lap	2:35.811
77	41.811	2:13.448	155	1:10.350	2:10.050
3	1:00.942	2:21.421	88	1:16.498	2:11.479
112	1:14.289	2:25.316	77	1:28.300	2:17.864
6	1:52.405	2:36.189	3	1:57.496	2:18.244
			38	5 Laps	14:13.253 P

Weather / Track : Cloudy / Wet

Results can be found at www.tsl-timing.com

Cadwell Park: 2.1800 miles
Date: 05/08/2023 Start: 16:18 Finish: 16:30

Printed - 16:32 Saturday, 05 August 2023

International Sidecar Revival Meeting 2023

GP Originals

RACE 6 - POSITION CHART

No	Name	Lap Pos	Lap					
			1	2	3	4	5	6
1	ATKINSON	1	75	75	75	7	7	7
3	BEDFORD	2	97	7	7	75	75	75
7	DAVIS	3	7	97	1	1	1	31
14	GREEN	4	1	1	97	31	31	1
26	WAINWRIGHT	5	31	31	31	97	97	97
33	MOORE	6	33	8	8	8	8	8
55	JACKSON	7	8	33	55	55	55	55
74	O'BRIEN	8	55	55	33	33	33	33
75	HART	9	74	74	26	26	26	26
97	TAYLOR	10	27	26	27	20	27	27
29	CRIPPS	11	26	27	20	27	20	20
6	SKINNER	12	20	155	155	155	155	155
8	WILLIAMSON	13	155	20	88	88	88	88
9	COOPER	14	88	88	77	77	77	77
38	HIGGINS	15	77	77	3	3	3	3
77	GLASGOW	16	3	3	112	112	112	
88	EDGE	17	112	112	6	6	6	
112	BEESE	18	6	6				
155	CHAPMAN	19	38					
20	GRIGSON	20						
27	LINTON	21						
31	STEAD	22						

International Sidecar Revival Meeting 2023

GP Originals

RACE 6 - SECTOR ANALYSIS



SECTOR 1 = FL to I1, SECTOR 2 = I1 to FL, DIFF = Difference To Personal Best Lap, P = Crossed Finish Line in Pit Lane, D = Time Disallowed

P1		7 350cc Jason DAVIS		Yamaha TZ350G - Kitchen company chester			
IDEAL LAP TIME : 1:57.988		BEST LAP TIME : 1:58.190		DIFFERENCE : 0.202			
LAP	SECTOR 1	SECTOR 2	LAP TIME	MPH	DIFF	TIME OF DAY	
1 -		52.830	2:11.912	59.49	13.722	16:20:17.206	
2 -	1:09.997	50.706	2:00.703	65.01	2.513	16:22:17.909	
3 -	1:09.412	50.484	1:59.896	65.45	1.706	16:24:17.805	
4 -	1:08.438	51.127	1:59.565 (2)	65.63	1.375	16:26:17.370	
5 -	1:08.267	49.923	1:58.190 (1)	66.40		16:28:15.560	
6 -	1:08.065	51.511	1:59.576 (3)	65.63	1.386	16:30:15.136	

P2		75 350cc Ant HART		Yamaha TZ350 - BE Event Hire			
IDEAL LAP TIME : 1:59.561		BEST LAP TIME : 1:59.639		DIFFERENCE : 0.078			
LAP	SECTOR 1	SECTOR 2	LAP TIME	MPH	DIFF	TIME OF DAY	
1 -		52.202	2:09.776	60.47	10.137	16:20:15.070	
2 -	1:10.760	50.908	2:01.668	64.50	2.029	16:22:16.738	
3 -	1:09.853	50.487	2:00.340 (2)	65.21	0.701	16:24:17.078	
4 -	1:09.441	51.406	2:00.847 (3)	64.94	1.208	16:26:17.925	
5 -	1:09.074	50.565	1:59.639 (1)	65.59		16:28:17.564	
6 -	1:10.198	52.030	2:02.228	64.20	2.589	16:30:19.792	

P3		31 250cc Phil STEAD		Yamaha TZ 250L - Dynojet			
IDEAL LAP TIME : 1:59.710		BEST LAP TIME : 1:59.710		DIFFERENCE : 0.000			
LAP	SECTOR 1	SECTOR 2	LAP TIME	MPH	DIFF	TIME OF DAY	
1 -		52.608	2:13.613	58.73	13.903	16:20:18.907	
2 -	1:10.719	51.892	2:02.611	64.00	2.901	16:22:21.518	
3 -	1:10.350	51.939	2:02.289 (3)	64.17	2.579	16:24:23.807	
4 -	1:10.551	51.739	2:02.290	64.17	2.580	16:26:26.097	
5 -	1:10.478	51.416	2:01.894 (2)	64.38	2.184	16:28:27.991	
6 -	1:08.787	50.923	1:59.710 (1)	65.55		16:30:27.701	

P4		1 350cc Phil ATKINSON		Yamaha TZ350 - ROSE MOT/Q Oil Treatments			
IDEAL LAP TIME : 2:00.756		BEST LAP TIME : 2:00.817		DIFFERENCE : 0.061			
LAP	SECTOR 1	SECTOR 2	LAP TIME	MPH	DIFF	TIME OF DAY	
1 -		53.080	2:12.749	59.11	11.932	16:20:18.043	
2 -	1:10.683	51.230	2:01.913	64.37	1.096	16:22:19.956	
3 -	1:10.905	50.864	2:01.769 (3)	64.45	0.952	16:24:21.725	
4 -	1:09.892	50.925	2:00.817 (1)	64.95		16:26:22.542	
5 -	1:09.905	51.550	2:01.455 (2)	64.61	0.638	16:28:23.997	
6 -	1:10.974	53.104	2:04.078	63.25	3.261	16:30:28.075	

P5		97 350cc Andrew TAYLOR		Yamaha TZ350 - J B Taylor construction			
IDEAL LAP TIME : 2:01.175		BEST LAP TIME : 2:01.864		DIFFERENCE : 0.689			
LAP	SECTOR 1	SECTOR 2	LAP TIME	MPH	DIFF	TIME OF DAY	
1 -		52.352	2:10.447	60.16	8.583	16:20:15.741	
2 -	1:11.875	51.649	2:03.524	63.53	1.660	16:22:19.265	
3 -	1:12.373	51.355	2:03.728	63.43	1.864	16:24:22.993	
4 -	1:12.041	51.365	2:03.406 (3)	63.59	1.542	16:26:26.399	
5 -	1:10.884	51.850	2:02.734 (2)	63.94	0.870	16:28:29.133	
6 -	1:11.573	50.291	2:01.864 (1)	64.40		16:30:30.997	

P6		8 GP Mas Nick WILLIAMSON		Yamaha TZ350G - rbm			
IDEAL LAP TIME : 2:04.064		BEST LAP TIME : 2:04.450		DIFFERENCE : 0.386			
LAP	SECTOR 1	SECTOR 2	LAP TIME	MPH	DIFF	TIME OF DAY	
1 -		55.159	2:16.209	57.61	11.759	16:20:21.503	
2 -	1:12.729	53.656	2:06.385	62.09	1.935	16:22:27.888	
3 -	1:11.258	53.192	2:04.450 (1)	63.06		16:24:32.338	
4 -	1:11.761	52.806	2:04.567 (2)	63.00	0.117	16:26:36.905	
5 -	1:11.823	53.628	2:05.451 (3)	62.55	1.001	16:28:42.356	
6 -	1:12.160	53.541	2:05.701	62.43	1.251	16:30:48.057	

International Sidecar Revival Meeting 2023

GP Originals

RACE 6 - SECTOR ANALYSIS



SECTOR 1 = FL to I1, SECTOR 2 = I1 to FL, DIFF = Difference To Personal Best Lap, P = Crossed Finish Line in Pit Lane, D = Time Disallowed

P7 55 350cc Daniel JACKSON		Yamaha HARRIS TZ350 - Team Sigie racing				
IDEAL LAP TIME : 2:03.890		BEST LAP TIME : 2:03.890		DIFFERENCE : 0.000		
LAP	SECTOR 1	SECTOR 2	LAP TIME	MPH	DIFF	TIME OF DAY
1 -		55.766	2:17.706	56.99	13.816	16:20:23.000
2 -	1:14.154	53.436	2:07.590	61.51	3.700	16:22:30.590
3 -	1:12.164	52.137	2:04.301 (2)	63.13	0.411	16:24:34.891
4 -	1:12.719	52.334	2:05.053 (3)	62.75	1.163	16:26:39.944
5 -	1:12.263	52.835	2:05.098	62.73	1.208	16:28:45.042
6 -	1:12.024	51.866	2:03.890 (1)	63.34		16:30:48.932

P8 33 350cc Chris MOORE		Yamaha TZ350 - Outhwaite Plant/Silverstar Services/JL Exhaust				
IDEAL LAP TIME : 2:06.020		BEST LAP TIME : 2:06.020		DIFFERENCE : 0.000		
LAP	SECTOR 1	SECTOR 2	LAP TIME	MPH	DIFF	TIME OF DAY
1 -		54.039	2:14.630	58.29	8.610	16:20:19.924
2 -	1:14.230	55.499	2:09.729	60.49	3.709	16:22:29.653
3 -	1:14.134	54.008	2:08.142 (3)	61.24	2.122	16:24:37.795
4 -	1:14.214	54.720	2:08.934	60.86	2.914	16:26:46.729
5 -	1:13.586	53.759	2:07.345 (2)	61.62	1.325	16:28:54.074
6 -	1:12.832	53.188	2:06.020 (1)	62.27		16:31:00.094

P9 26 350cc Josh WAINWRIGHT		Yamaha TZ350 - Rose Mot Racing				
IDEAL LAP TIME : 2:04.866		BEST LAP TIME : 2:05.091		DIFFERENCE : 0.225		
LAP	SECTOR 1	SECTOR 2	LAP TIME	MPH	DIFF	TIME OF DAY
1 -		56.716	2:22.432	55.10	17.341	16:20:27.726
2 -	1:15.678	54.437	2:10.115	60.31	5.024	16:22:37.841
3 -	1:13.407	53.205	2:06.612	61.98	1.521	16:24:44.453
4 -	1:13.086	52.399	2:05.485 (3)	62.54	0.394	16:26:49.938
5 -	1:12.584	52.759	2:05.343 (2)	62.61	0.252	16:28:55.281
6 -	1:12.467	52.624	2:05.091 (1)	62.73		16:31:00.372

P10 27 250cc Mark LINTON		Yamaha TZ250 - Wapping Organ Company				
IDEAL LAP TIME : 2:05.897		BEST LAP TIME : 2:06.067		DIFFERENCE : 0.170		
LAP	SECTOR 1	SECTOR 2	LAP TIME	MPH	DIFF	TIME OF DAY
1 -		55.928	2:20.741	55.76	14.674	16:20:26.035
2 -	1:17.999	54.519	2:12.518	59.22	6.451	16:22:38.553
3 -	1:16.400	54.453	2:10.853	59.97	4.786	16:24:49.406
4 -	1:15.444	52.767	2:08.211 (3)	61.21	2.144	16:26:57.617
5 -	1:13.204	52.911	2:06.115 (2)	62.22	0.048	16:29:03.732
6 -	1:13.374	52.693	2:06.067 (1)	62.25		16:31:09.799

P11 20 250cc Michael GRIGSON		Yamaha TZ250L - Precision Automation				
IDEAL LAP TIME : 2:06.144		BEST LAP TIME : 2:06.337		DIFFERENCE : 0.193		
LAP	SECTOR 1	SECTOR 2	LAP TIME	MPH	DIFF	TIME OF DAY
1 -		58.175	2:22.935	54.90	16.598	16:20:28.229
2 -	1:18.450	55.076	2:13.526	58.77	7.189	16:22:41.755
3 -	1:15.148	54.075	2:09.223	60.73	2.886	16:24:50.978
4 -	1:13.111	53.417	2:06.528 (2)	62.02	0.191	16:26:57.506
5 -	1:13.809	53.310	2:07.119 (3)	61.73	0.782	16:29:04.625
6 -	1:12.834	53.503	2:06.337 (1)	62.12		16:31:10.962

P12 155 GP Mas Roy CHAPMAN		Yamaha TZ350 - self				
IDEAL LAP TIME : 2:09.332		BEST LAP TIME : 2:09.332		DIFFERENCE : 0.000		
LAP	SECTOR 1	SECTOR 2	LAP TIME	MPH	DIFF	TIME OF DAY
1 -		57.501	2:22.995	54.88	13.663	16:20:28.289
2 -	1:16.808	55.210	2:12.018 (3)	59.44	2.686	16:22:40.307
3 -	1:16.381	56.640	2:13.021	58.99	3.689	16:24:53.328
4 -	1:17.169	55.607	2:12.776	59.10	3.444	16:27:06.104
5 -	1:14.643	54.689	2:09.332 (1)	60.68		16:29:15.436
6 -	1:15.242	54.808	2:10.050 (2)	60.34	0.718	16:31:25.486

International Sidecar Revival Meeting 2023

GP Originals

RACE 6 - SECTOR ANALYSIS



SECTOR 1 = FL to I1, SECTOR 2 = I1 to FL, DIFF = Difference To Personal Best Lap, P = Crossed Finish Line in Pit Lane, D = Time Disallowed

P13 88 GP Mas Mark EDGE			Gourlay Yamaha TZ 350 - Gourlay Yamaha			
IDEAL LAP TIME : 2:11.332		BEST LAP TIME : 2:11.479		DIFFERENCE : 0.147		
LAP	SECTOR 1	SECTOR 2	LAP TIME	MPH	DIFF	TIME OF DAY
1 -		57.867	2:23.860	54.55	12.381	16:20:29.154
2 -	1:18.364	56.379	2:14.743	58.24	3.264	16:22:43.897
3 -	1:16.986	55.915	2:12.901	59.05	1.422	16:24:56.798
4 -	1:16.066	55.670	2:11.736 (3)	59.57	0.257	16:27:08.534
5 -	1:16.077	55.544	2:11.621 (2)	59.62	0.142	16:29:20.155
6 -	1:16.213	55.266	2:11.479 (1)	59.69		16:31:31.634

P14 77 GP Mas Andrew GLASGOW			Yamaha TZ350 - Hiab service (hw) ltd			
IDEAL LAP TIME : 2:12.896		BEST LAP TIME : 2:13.298		DIFFERENCE : 0.402		
LAP	SECTOR 1	SECTOR 2	LAP TIME	MPH	DIFF	TIME OF DAY
1 -		57.832	2:24.688	54.24	11.390	16:20:29.982
2 -	1:18.110	57.349	2:15.459	57.93	2.161	16:22:45.441
3 -	1:17.308	56.140	2:13.448 (3)	58.80	0.150	16:24:58.889
4 -	1:16.924	56.461	2:13.385 (2)	58.83	0.087	16:27:12.274
5 -	1:17.326	55.972	2:13.298 (1)	58.87		16:29:25.572
6 -	1:21.544	56.320	2:17.864	56.92	4.566	16:31:43.436

P15 3 350cc Nick BEDFORD			Yamaha TZ350 - Banx Race Paint			
IDEAL LAP TIME : 2:16.890		BEST LAP TIME : 2:17.009		DIFFERENCE : 0.119		
LAP	SECTOR 1	SECTOR 2	LAP TIME	MPH	DIFF	TIME OF DAY
1 -		1:00.569	2:29.708	52.42	12.699	16:20:35.002
2 -	1:21.339	1:00.258	2:21.597	55.42	4.588	16:22:56.599
3 -	1:21.558	59.863	2:21.421	55.49	4.412	16:25:18.020
4 -	1:20.541	58.818	2:19.359 (3)	56.31	2.350	16:27:37.379
5 -	1:19.214	57.795	2:17.009 (1)	57.28		16:29:54.388
6 -	1:19.095	59.149	2:18.244 (2)	56.76	1.235	16:32:12.632

P16 112 GP Mas Warren BEESE			Yamaha TZ250L -			
IDEAL LAP TIME : 2:22.664		BEST LAP TIME : 2:22.664		DIFFERENCE : 0.000		
LAP	SECTOR 1	SECTOR 2	LAP TIME	MPH	DIFF	TIME OF DAY
1 -		1:00.376	2:34.833	50.68	12.169	16:20:40.127
2 -	1:26.223	59.701	2:25.924	53.78	3.260	16:23:06.051
3 -	1:25.460	59.856	2:25.316 (3)	54.00	2.652	16:25:31.367
4 -	1:25.058	59.975	2:25.033 (2)	54.11	2.369	16:27:56.400
5 -	1:23.710	58.954	2:22.664 (1)	55.01		16:30:19.064

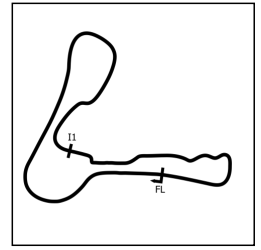
P17 6 GP Mas Derek SKINNER			Yamaha TZ - D A S Racing			
IDEAL LAP TIME : 2:33.524		BEST LAP TIME : 2:33.524		DIFFERENCE : 0.000		
LAP	SECTOR 1	SECTOR 2	LAP TIME	MPH	DIFF	TIME OF DAY
1 -		1:09.117	2:49.526	46.29	16.002	16:20:54.820
2 -	1:31.771	1:06.703	2:38.474	49.52	4.950	16:23:33.294
3 -	1:30.041	1:06.148	2:36.189 (3)	50.24	2.665	16:26:09.483
4 -	1:27.560	1:05.964	2:33.524 (1)	51.11		16:28:43.007
5 -	1:29.006	1:06.805	2:35.811 (2)	50.36	2.287	16:31:18.818

P18 74 350cc Jamie O'BRIEN			Windy Shed Classics Yamaha TZ350 - Windy shed classics			
IDEAL LAP TIME : 2:12.610		BEST LAP TIME : 2:13.104		DIFFERENCE : 0.494		
LAP	SECTOR 1	SECTOR 2	LAP TIME	MPH	DIFF	TIME OF DAY
1 -		58.464	2:19.376	56.30	6.272	16:20:24.670
2 -	1:16.637	56.467	2:13.104 (1)	58.96		16:22:37.774

International Sidecar Revival Meeting 2023

GP Originals

RACE 6 - SECTOR ANALYSIS



SECTOR 1 = FL to I1, SECTOR 2 = I1 to FL, DIFF = Difference To Personal Best Lap, P = Crossed Finish Line in Pit Lane, D = Time Disallowed

P22	38 GP Mas	Darrell HIGGINS	Yamaha TZ350 - Dennis trollope racing			
IDEAL LAP TIME :		BEST LAP TIME :		DIFFERENCE :		
LAP	SECTOR 1	SECTOR 2	LAP TIME	MPH	DIFF	TIME OF DAY
1 -	<i>OUTLAP</i>	<i>IN PIT</i>	14:13.253 P	9.19		16:32:18.547

International Sidecar Revival Meeting 2023

GP Originals

RACE 6 - BEST SECTORS

SECTOR 1			SECTOR 2			IDEAL / BEST COMPARISON						
POS	NO	NAME	TIME	NO	NAME	TIME	POS	NO	NAME	IDEAL	BEST	DIFF
									PERFECT LAP	1:57.988		
1	7	DAVIS	1:08.065	7	DAVIS	49.923	1	7	DAVIS	1:57.988	1:58.190	0.202
2	31	STEAD	1:08.787	97	TAYLOR	50.291	2	75	HART	1:59.561	1:59.639	0.078
3	75	HART	1:09.074	75	HART	50.487	3	31	STEAD	1:59.710	1:59.710	0.000
4	1	ATKINSON	1:09.892	1	ATKINSON	50.864	4	1	ATKINSON	2:00.756	2:00.817	0.061
5	97	TAYLOR	1:10.884	31	STEAD	50.923	5	97	TAYLOR	2:01.175	2:01.864	0.689
6	8	WILLIAMSON	1:11.258	55	JACKSON	51.866	6	55	JACKSON	2:03.890	2:03.890	0.000
7	55	JACKSON	1:12.024	26	WAINWRIGHT	52.399	7	8	WILLIAMSON	2:04.064	2:04.450	0.386
8	26	WAINWRIGHT	1:12.467	27	LINTON	52.693	8	26	WAINWRIGHT	2:04.866	2:05.091	0.225
9	33	MOORE	1:12.832	8	WILLIAMSON	52.806	9	27	LINTON	2:05.897	2:06.067	0.170
10	20	GRIGSON	1:12.834	33	MOORE	53.188	10	33	MOORE	2:06.020	2:06.020	0.000
11	27	LINTON	1:13.204	20	GRIGSON	53.310	11	20	GRIGSON	2:06.144	2:06.337	0.193
12	155	CHAPMAN	1:14.643	155	CHAPMAN	54.689	12	155	CHAPMAN	2:09.332	2:09.332	0.000
13	88	EDGE	1:16.066	88	EDGE	55.266	13	88	EDGE	2:11.332	2:11.479	0.147
14	74	O'BRIEN	1:16.143	77	GLASGOW	55.972	14	74	O'BRIEN	2:12.610	2:13.104	0.494
15	77	GLASGOW	1:16.924	74	O'BRIEN	56.467	15	77	GLASGOW	2:12.896	2:13.298	0.402
16	3	BEDFORD	1:19.095	3	BEDFORD	57.795	16	3	BEDFORD	2:16.890	2:17.009	0.119
17	112	BEESE	1:23.710	112	BEESE	58.954	17	112	BEESE	2:22.664	2:22.664	0.000
18	6	SKINNER	1:27.560	6	SKINNER	1:05.964	18	6	SKINNER	2:33.524	2:33.524	0.000
19												
20												
21												

International Sidecar Revival Meeting 2023

GP Originals

RACE 6 - STATISTICS

Competitors Started 21
Planned Start 2023-08-05 @ 16:25:00.000
Actual Start 2023-08-05 @ 16:18:05.293
Finish Time 2023-08-05 @ 16:30:11.241
Track Length 2.1800mi.
Total Laps 103
Total Distance Covered 224.5419mi.

Session Fastest Lap History

NO	CL	NAME	LAP TIME	TIME OF DAY	LAP	VEHICLE
75	350cc	Ant HART	2:01.668	16:22:16.748	2	Yamaha TZ350
7	350cc	Jason DAVIS	2:00.703	16:22:17.923	2	Yamaha TZ350G
75	350cc	Ant HART	2:00.340	16:24:17.088	3	Yamaha TZ350
7	350cc	Jason DAVIS	1:59.896	16:24:17.819	3	Yamaha TZ350G
7	350cc	Jason DAVIS	1:59.565	16:26:17.384	4	Yamaha TZ350G
7	350cc	Jason DAVIS	1:58.190	16:28:15.575	5	Yamaha TZ350G

Session Leader History

NO	CL	NAME	FROM LAP	LAPS LED	DISTANCE	VEHICLE
75	350cc	Ant HART	1	3	6.54 miles	Yamaha TZ350
7	350cc	Jason DAVIS	4	3	6.54 miles	Yamaha TZ350G

Flag History

TYPE	TIME OF DAY
GREEN	16:18:05.293
FINISH	16:30:11.241

Flag Statistics

TYPE	COUNT	TOTAL LAPS	TOTAL TIME
Green	1	6	14:19.218
Red	0	0	0.000
Safety Car	0	0	0.000
FCY	0	0	0.000

International Sidecar Revival Meeting 2023

GP Originals

RACE 6 - STATISTICS

CLASS : 350cc

11 Starters

Fastest Lap History

NO	NAME	LAP TIME	TIME OF DAY	LAP	VEHICLE
75	Ant HART	2:01.668	16:22:16.748	2	Yamaha TZ350
7	Jason DAVIS	2:00.703	16:22:17.923	2	Yamaha TZ350G
75	Ant HART	2:00.340	16:24:17.088	3	Yamaha TZ350
7	Jason DAVIS	1:59.896	16:24:17.819	3	Yamaha TZ350G
7	Jason DAVIS	1:59.565	16:26:17.384	4	Yamaha TZ350G
7	Jason DAVIS	1:58.190	16:28:15.575	5	Yamaha TZ350G

Leader History

NO	NAME	FROM LAP	LAPS LED	DISTANCE	VEHICLE
75	Ant HART	1	3	6.54 miles	Yamaha TZ350
7	Jason DAVIS	4	3	6.54 miles	Yamaha TZ350G

International Sidecar Revival Meeting 2023

GP Originals

RACE 6 - STATISTICS

CLASS : 250cc

3 Starters

Fastest Lap History

NO	NAME	LAP TIME	TIME OF DAY	LAP	VEHICLE
31	Phil STEAD	2:02.611	16:22:21.534	2	Yamaha TZ 250L
31	Phil STEAD	2:02.289	16:24:23.823	3	Yamaha TZ 250L
31	Phil STEAD	2:01.894	16:28:28.007	5	Yamaha TZ 250L
31	Phil STEAD	1:59.710	16:30:27.717	6	Yamaha TZ 250L

Leader History

NO	NAME	FROM LAP	LAPS LED	DISTANCE	VEHICLE
31	Phil STEAD	1	6	13.08 miles	Yamaha TZ 250L

International Sidecar Revival Meeting 2023

GP Originals

RACE 6 - STATISTICS

CLASS : GP Mas

7 Starters

Fastest Lap History

NO	NAME	LAP TIME	TIME OF DAY	LAP	VEHICLE
8	Nick WILLIAMSON	2:06.385	16:22:27.898	2	Yamaha TZ350G
8	Nick WILLIAMSON	2:04.450	16:24:32.348	3	Yamaha TZ350G

Leader History

NO	NAME	FROM LAP	LAPS LED	DISTANCE	VEHICLE
8	Nick WILLIAMSON	1	6	13.08 miles	Yamaha TZ350G

International Sidecar Revival Meeting 2023

GP Originals

RACE 3 - CLASSIFICATION



POS	NO	CL	PIC NAME	ENTRY	LAPS	TIME	GAP	DIFF	MPH	BEST	ON
1	75	350cc	1 Ant HART	Yamaha TZ350 - BE Event Hire	7	11:49.678			77.41	1:39.430	7
2	7	350cc	2 Jason DAVIS	Yamaha TZ350G - Kitchen company chester	7	11:50.310	0.632	0.632	77.34	1:39.474	7
3	1	350cc	3 Phil ATKINSON	Yamaha TZ350 - ROSE MOT/Q Oil Treatments	7	11:53.999	4.321	3.689	76.94	1:40.423	5
4	55	350cc	4 Daniel JACKSON	Yamaha HARRIS TZ350 - Team Sigie racing	7	11:58.204	8.526	4.205	76.49	1:40.611	5
5	31	250cc	1 Phil STEAD	Yamaha TZ 250L - Dynojet	7	12:13.541	23.863	15.337	74.89	1:43.309	4
6	97	350cc	5 Andrew TAYLOR	Yamaha TZ350 - J B Taylor construction	7	12:16.657	26.979	3.116	74.57	1:43.143	2
7	26	350cc	6 Josh WAINWRIGHT	Yamaha TZ350 - Rose Mot Racing	7	12:25.681	36.003	9.024	73.67	1:44.893	6
8	8	GP Mas	1 Nick WILLIAMSON	Yamaha TZ350G - rbm	7	12:33.549	43.871	7.868	72.90	1:46.180	3
9	155	GP Mas	2 Roy CHAPMAN	Yamaha TZ350 - self	7	12:34.036	44.358	0.487	72.85	1:45.469	5
10	38	GP Mas	3 Darrell HIGGINS	Yamaha TZ350 - Dennis trollope racing	7	12:45.069	55.391	11.033	71.80	1:45.972	2
11	27	250cc	2 Mark LINTON	Yamaha TZ250 - Wapping Organ Company	7	12:49.100	59.422	4.031	71.42	1:46.293	7
12	14	350cc	7 Andrew GREEN	Yamaha RD250 - RAFMSA	7	12:54.615	1:04.937	5.515	70.92	1:47.863	6
13	5	GP Mas	4 Steve BOAM	Yamaha TZ350 -	7	12:54.819	1:05.141	0.204	70.90	1:47.631	5
14	29	350cc	8 Derek CRIPPS	Yamaha TZ350G - Team FBR	7	12:55.258	1:05.580	0.439	70.86	1:48.039	6
15	88	GP Mas	5 Mark EDGE	Gourlay Yamaha TZ 350 - Gourlay Yamaha	7	13:03.072	1:13.394	7.814	70.15	1:49.260	7
16	20	250cc	3 Michael GRIGSON	Yamaha TZ250L - Precision Automation	7	13:08.612	1:18.934	5.540	69.66	1:50.737	3
17	77	GP Mas	6 Andrew GLASGOW	Yamaha TZ350 - Hiab service (hw) ltd	7	13:12.916	1:23.238	4.304	69.28	1:51.069	3
18	3	350cc	9 Nick BEDFORD	Yamaha TZ350 - Banx Race Paint	7	13:24.661	1:34.983	11.745	68.27	1:52.764	2
19	6	GP Mas	7 Derek SKINNER	Yamaha TZ - D A S Racing	6	12:34.462	1 Lap	1 Lap	62.41	2:01.936	6
20	112	GP Mas	8 Warren BEESE	Yamaha TZ250L -	6	12:35.931	1 Lap	1.469	62.29	2:02.040	6

NOT CLASSIFIED

DNF	33	350cc	Chris MOORE	Yamaha TZ350 - Outhwaite Plant/Silverstar Services	0
-----	----	-------	-------------	--	---

FASTEST LAP

75	350cc	Ant HART	Yamaha TZ350 - BE Event Hire	7	1:39.430	78.93 mph	127.02 kph
31	250cc	Phil STEAD	Yamaha TZ 250L - Dynojet	4	1:43.309	75.96 mph	122.25 kph
155	GP Mas	Roy CHAPMAN	Yamaha TZ350 - self	5	1:45.469	74.41 mph	119.75 kph

Class 350cc - 92.5% of Race Speed = 71.60 mph
 Class 250cc - 92.5% of Race Speed = 69.27 mph
 Class GP Mas - 92.5% of Race Speed = 67.43 mph

Weather / Track : Cloudy / Dry

These results are provisional until the conclusion of any judicial and technical matters.

Race Distance: 7 Laps / 15.26 miles

Cadwell Park: 2.1800 miles

Date: 06/08/2023 Start: 10:13 Finish: 10:24

Clerk Of Course :

Stewards :

Timekeeper :

Craig Smith

Results can be found at www.tsl-timing.com

Printed - 10:27 Sunday, 06 August 2023



International Sidecar Revival Meeting 2023

GP Originals

RACE 3 - LAP CHART

LAP 1 @ 10:14:59.653

NO	BEHIND	LAP TIME
75		1:48.033
7	0.204	1:48.237
1	0.826	1:48.859
55	1.114	1:49.147
97	2.350	1:50.383
31	3.006	1:51.039
26	4.840	1:52.873
8	5.513	1:53.546
155	8.596	1:56.629
38	9.094	1:57.127
20	10.496	1:58.529
5	10.701	1:58.734
27	10.931	1:58.964
77	12.453	2:00.486
29	12.681	2:00.714
14	12.926	2:00.959
88	14.226	2:02.259
3	14.824	2:02.857
112	26.171	2:14.204
6	26.471	2:14.504

LAP 2 @ 10:16:40.619

NO	BEHIND	LAP TIME
7		1:40.762
75	0.251	1:41.217
1	0.803	1:40.943
55	1.289	1:41.141
97	4.527	1:43.143
31	5.867	1:43.827
26	9.288	1:45.414
8	11.155	1:46.608
155	13.657	1:46.027
38	14.100	1:45.972
27	21.099	1:51.134
20	21.120	1:51.590
5	21.328	1:51.593
14	21.492	1:49.532
29	22.230	1:50.515
77	23.107	1:51.620
88	24.703	1:51.443
3	26.622	1:52.764
6	50.929	2:05.424
112	52.229	2:07.024

LAP 3 @ 10:18:21.138

NO	BEHIND	LAP TIME
7		1:40.519
75	0.328	1:40.596
1	0.727	1:40.443
55	2.450	1:41.680
97	8.550	1:44.542
31	8.778	1:43.430
26	13.731	1:44.962
8	16.816	1:46.180
155	20.172	1:47.034
38	26.376	1:52.795
14	30.303	1:49.330
20	31.338	1:50.737
27	31.519	1:50.939
29	31.849	1:50.138
5	32.437	1:51.628
77	33.657	1:51.069

88	34.653	1:50.469
3	40.285	1:54.182
6	1:15.457	2:05.047
112	1:16.649	2:04.939

LAP 4 @ 10:20:01.356

NO	BEHIND	LAP TIME
75		1:39.890
7	0.395	1:40.613
1	0.990	1:40.481
55	4.041	1:41.809
31	11.869	1:43.309
97	12.917	1:44.585
26	19.096	1:45.583
8	22.952	1:46.354
155	25.740	1:45.786
38	32.297	1:46.139
14	39.537	1:49.452
27	39.903	1:48.602
29	40.699	1:49.068
20	41.944	1:50.824
5	41.988	1:49.769
88	44.862	1:50.427
77	46.755	1:53.316
3	53.974	1:53.907
6	1:39.350	2:04.111
112	1:39.901	2:03.470

LAP 5 @ 10:21:41.676

NO	BEHIND	LAP TIME
75		1:40.320
7	0.270	1:40.195
1	1.093	1:40.423
55	4.332	1:40.611
31	15.033	1:43.484
97	17.459	1:44.862
26	24.093	1:45.317
8	30.581	1:47.949
155	30.889	1:45.469
38	39.658	1:47.681
27	46.370	1:46.787
14	47.743	1:48.526
29	48.777	1:48.398
5	49.299	1:47.631
20	53.089	1:51.465
88	54.215	1:49.673
77	58.433	1:51.998
3	1:07.469	1:53.815

LAP 6 @ 10:23:21.868

NO	BEHIND	LAP TIME
75		1:40.192
7	0.588	1:40.510
1	2.495	1:41.594
55	5.941	1:41.801
31	19.637	1:44.796
97	22.015	1:44.748
6	1 Lap	2:03.440
112	1 Lap	2:04.254
26	28.794	1:44.893
8	36.699	1:46.310
155	37.068	1:46.371
38	47.286	1:47.820
27	52.559	1:46.381

14	55.414	1:47.863
29	56.624	1:48.039
5	56.866	1:47.759
88	1:03.564	1:49.541
20	1:05.921	1:53.024
77	1:10.128	1:51.887
3	1:20.698	1:53.421

LAP 7 @ 10:25:01.298

NO	BEHIND	LAP TIME
75		1:39.430
7	0.632	1:39.474
1	4.321	1:41.256
55	8.526	1:42.015
31	23.863	1:43.656
97	26.979	1:44.394
26	36.003	1:46.639
8	43.871	1:46.602
155	44.358	1:46.720
6	1 Lap	2:01.936
112	1 Lap	2:02.040
38	55.391	1:47.535
27	59.422	1:46.293
14	1:04.937	1:48.953
5	1:05.141	1:47.705
29	1:05.580	1:48.386
88	1:13.394	1:49.260
20	1:18.934	1:52.443
77	1:23.238	1:52.540
3	1:34.983	1:53.715

International Sidecar Revival Meeting 2023

GP Originals

RACE 3 - POSITION CHART

No	Name	Lap Pos	Lap						
			1	2	3	4	5	6	7
1	ATKINSON	1	75	7	7	75	75	75	75
3	BEDFORD	2	7	75	75	7	7	7	7
7	DAVIS	3	1	1	1	1	1	1	1
14	GREEN	4	55	55	55	55	55	55	55
26	WAINWRIGHT	5	97	97	97	31	31	31	31
33	MOORE	6	31	31	31	97	97	97	97
55	JACKSON	7	26	26	26	26	26	26	26
75	HART	8	8	8	8	8	8	8	8
97	TAYLOR	9	155	155	155	155	155	155	155
29	CRIPPS	10	38	38	38	38	38	38	38
5	BOAM	11	20	27	14	14	27	27	27
6	SKINNER	12	5	20	20	27	14	14	14
8	WILLIAMSON	13	27	5	27	29	29	29	5
38	HIGGINS	14	77	14	29	20	5	5	29
77	GLASGOW	15	29	29	5	5	20	88	88
88	EDGE	16	14	77	77	88	88	20	20
112	BEESE	17	88	88	88	77	77	77	77
155	CHAPMAN	18	3	3	3	3	3	3	3
20	GRIGSON	19	112	6	6	6	6	6	
27	LINTON	20	6	112	112	112	112	112	
31	STEAD	21							

International Sidecar Revival Meeting 2023

GP Originals

RACE 3 - SECTOR ANALYSIS



SECTOR 1 = FL to I1, SECTOR 2 = I1 to FL, DIFF = Difference To Personal Best Lap, P = Crossed Finish Line in Pit Lane, D = Time Disallowed

P1		75 350cc	Ant HART	Yamaha TZ350 - BE Event Hire		
IDEAL LAP TIME : 1:39.361		BEST LAP TIME : 1:39.430		DIFFERENCE : 0.069		
LAP	SECTOR 1	SECTOR 2	LAP TIME	MPH	DIFF	TIME OF DAY
1 -		42.934	1:48.033	72.64	8.603	10:14:59.653
2 -	58.725	42.492	1:41.217	77.53	1.787	10:16:40.870
3 -	58.514	42.082	1:40.596	78.01	1.166	10:18:21.466
4 -	57.826	42.064	1:39.890 (2)	78.56	0.460	10:20:01.356
5 -	58.687	41.633	1:40.320	78.23	0.890	10:21:41.676
6 -	58.610	41.582	1:40.192 (3)	78.33	0.762	10:23:21.868
7 -	57.895	41.535	1:39.430 (1)	78.93		10:25:01.298

P2		7 350cc	Jason DAVIS	Yamaha TZ350G - Kitchen company chester		
IDEAL LAP TIME : 1:39.252		BEST LAP TIME : 1:39.474		DIFFERENCE : 0.222		
LAP	SECTOR 1	SECTOR 2	LAP TIME	MPH	DIFF	TIME OF DAY
1 -		42.715	1:48.237	72.50	8.763	10:14:59.857
2 -	58.412	42.350	1:40.762	77.88	1.288	10:16:40.619
3 -	58.121	42.398	1:40.519	78.07	1.045	10:18:21.138
4 -	58.055	42.558	1:40.613	78.00	1.139	10:20:01.751
5 -	58.572	41.623	1:40.195 (2)	78.32	0.721	10:21:41.946
6 -	58.897	41.613	1:40.510 (3)	78.08	1.036	10:23:22.456
7 -	57.639	41.835	1:39.474 (1)	78.89		10:25:01.930

P3		1 350cc	Phil ATKINSON	Yamaha TZ350 - ROSE MOT/Q Oil Treatments		
IDEAL LAP TIME : 1:40.264		BEST LAP TIME : 1:40.423		DIFFERENCE : 0.159		
LAP	SECTOR 1	SECTOR 2	LAP TIME	MPH	DIFF	TIME OF DAY
1 -		43.102	1:48.859	72.09	8.436	10:15:00.479
2 -	58.682	42.261	1:40.943	77.74	0.520	10:16:41.422
3 -	58.316	42.127	1:40.443 (2)	78.13	0.020	10:18:21.865
4 -	58.353	42.128	1:40.481 (3)	78.10	0.058	10:20:02.346
5 -	58.475	41.948	1:40.423 (1)	78.15		10:21:42.769
6 -	59.568	42.026	1:41.594	77.24	1.171	10:23:24.363
7 -	58.580	42.676	1:41.256	77.50	0.833	10:25:05.619

P4		55 350cc	Daniel JACKSON	Yamaha HARRIS TZ350 - Team Sigie racing		
IDEAL LAP TIME : 1:40.611		BEST LAP TIME : 1:40.611		DIFFERENCE : 0.000		
LAP	SECTOR 1	SECTOR 2	LAP TIME	MPH	DIFF	TIME OF DAY
1 -		42.838	1:49.147	71.90	8.536	10:15:00.767
2 -	59.215	41.926	1:41.141 (2)	77.59	0.530	10:16:41.908
3 -	59.376	42.304	1:41.680 (3)	77.18	1.069	10:18:23.588
4 -	59.494	42.315	1:41.809	77.08	1.198	10:20:05.397
5 -	58.690	41.921	1:40.611 (1)	78.00		10:21:46.008
6 -	59.697	42.104	1:41.801	77.09	1.190	10:23:27.809
7 -	59.300	42.715	1:42.015	76.93	1.404	10:25:09.824

P5		31 250cc	Phil STEAD	Yamaha TZ 250L - Dynojet		
IDEAL LAP TIME : 1:42.585		BEST LAP TIME : 1:43.309		DIFFERENCE : 0.724		
LAP	SECTOR 1	SECTOR 2	LAP TIME	MPH	DIFF	TIME OF DAY
1 -		43.677	1:51.039	70.67	7.730	10:15:02.659
2 -	1:00.224	43.603	1:43.827	75.58	0.518	10:16:46.486
3 -	59.681	43.749	1:43.430 (2)	75.87	0.121	10:18:29.916
4 -	1:00.206	43.103	1:43.309 (1)	75.96		10:20:13.225
5 -	1:00.580	42.904	1:43.484 (3)	75.83	0.175	10:21:56.709
6 -	1:00.579	44.217	1:44.796	74.88	1.487	10:23:41.505
7 -	1:00.201	43.455	1:43.656	75.71	0.347	10:25:25.161

International Sidecar Revival Meeting 2023

GP Originals

RACE 3 - SECTOR ANALYSIS



SECTOR 1 = FL to I1, SECTOR 2 = I1 to FL, DIFF = Difference To Personal Best Lap, P = Crossed Finish Line in Pit Lane, D = Time Disallowed

P6		97 350cc Andrew TAYLOR		Yamaha TZ350 - J B Taylor construction			
IDEAL LAP TIME : 1:43.143		BEST LAP TIME : 1:43.143		DIFFERENCE : 0.000			
LAP	SECTOR 1	SECTOR 2	LAP TIME	MPH	DIFF	TIME OF DAY	
1 -		43.643	1:50.383	71.09	7.240	10:15:02.003	
2 -	1:00.188	42.955	1:43.143 (1)	76.08		10:16:45.146	
3 -	1:00.497	44.045	1:44.542 (3)	75.07	1.399	10:18:29.688	
4 -	1:01.189	43.396	1:44.585	75.04	1.442	10:20:14.273	
5 -	1:00.582	44.280	1:44.862	74.84	1.719	10:21:59.135	
6 -	1:00.704	44.044	1:44.748	74.92	1.605	10:23:43.883	
7 -	1:00.813	43.581	1:44.394 (2)	75.17	1.251	10:25:28.277	

P7		26 350cc Josh WAINWRIGHT		Yamaha TZ350 - Rose Mot Racing			
IDEAL LAP TIME : 1:44.875		BEST LAP TIME : 1:44.893		DIFFERENCE : 0.018			
LAP	SECTOR 1	SECTOR 2	LAP TIME	MPH	DIFF	TIME OF DAY	
1 -		43.835	1:52.873	69.52	7.980	10:15:04.493	
2 -	1:01.656	43.758	1:45.414	74.44	0.521	10:16:49.907	
3 -	1:01.361	43.601	1:44.962 (2)	74.77	0.069	10:18:34.869	
4 -	1:01.741	43.842	1:45.583	74.33	0.690	10:20:20.452	
5 -	1:01.737	43.580	1:45.317 (3)	74.51	0.424	10:22:05.769	
6 -	1:01.379	43.514	1:44.893 (1)	74.81		10:23:50.662	
7 -	1:02.156	44.483	1:46.639	73.59	1.746	10:25:37.301	

P8		8 GP Mas Nick WILLIAMSON		Yamaha TZ350G - rbm			
IDEAL LAP TIME : 1:45.880		BEST LAP TIME : 1:46.180		DIFFERENCE : 0.300			
LAP	SECTOR 1	SECTOR 2	LAP TIME	MPH	DIFF	TIME OF DAY	
1 -		44.937	1:53.546	69.11	7.366	10:15:05.166	
2 -	1:01.687	44.921	1:46.608	73.61	0.428	10:16:51.774	
3 -	1:01.606	44.574	1:46.180 (1)	73.91		10:18:37.954	
4 -	1:01.681	44.673	1:46.354 (3)	73.79	0.174	10:20:24.308	
5 -	1:02.059	45.890	1:47.949	72.70	1.769	10:22:12.257	
6 -	1:01.747	44.563	1:46.310 (2)	73.82	0.130	10:23:58.567	
7 -	1:01.317	45.285	1:46.602	73.62	0.422	10:25:45.169	

P9		155 GP Mas Roy CHAPMAN		Yamaha TZ350 - self			
IDEAL LAP TIME : 1:44.829		BEST LAP TIME : 1:45.469		DIFFERENCE : 0.640			
LAP	SECTOR 1	SECTOR 2	LAP TIME	MPH	DIFF	TIME OF DAY	
1 -		45.796	1:56.629	67.29	11.160	10:15:08.249	
2 -	1:01.673	44.354	1:46.027 (3)	74.01	0.558	10:16:54.276	
3 -	1:01.763	45.271	1:47.034	73.32	1.565	10:18:41.310	
4 -	1:01.162	44.624	1:45.786 (2)	74.18	0.317	10:20:27.096	
5 -	1:00.777	44.692	1:45.469 (1)	74.41		10:22:12.565	
6 -	1:02.319	44.052	1:46.371	73.78	0.902	10:23:58.936	
7 -	1:01.233	45.487	1:46.720	73.53	1.251	10:25:45.656	

P10		38 GP Mas Darrell HIGGINS		Yamaha TZ350 - Dennis trollope racing			
IDEAL LAP TIME : 1:45.736		BEST LAP TIME : 1:45.972		DIFFERENCE : 0.236			
LAP	SECTOR 1	SECTOR 2	LAP TIME	MPH	DIFF	TIME OF DAY	
1 -		46.690	1:57.127	67.00	11.155	10:15:08.747	
2 -	1:01.532	44.440	1:45.972 (1)	74.05		10:16:54.719	
3 -	1:05.947	46.848	1:52.795	69.57	6.823	10:18:47.514	
4 -	1:01.296	44.843	1:46.139 (2)	73.94	0.167	10:20:33.653	
5 -	1:02.059	45.622	1:47.681	72.88	1.709	10:22:21.334	
6 -	1:02.740	45.080	1:47.820	72.78	1.848	10:24:09.154	
7 -	1:02.647	44.888	1:47.535 (3)	72.98	1.563	10:25:56.689	

International Sidecar Revival Meeting 2023

GP Originals

RACE 3 - SECTOR ANALYSIS



SECTOR 1 = FL to I1, SECTOR 2 = I1 to FL, DIFF = Difference To Personal Best Lap, P = Crossed Finish Line in Pit Lane, D = Time Disallowed

P11 27 250cc Mark LINTON			Yamaha TZ250 - Wapping Organ Company			
IDEAL LAP TIME : 1:46.193		BEST LAP TIME : 1:46.293		DIFFERENCE : 0.100		
LAP	SECTOR 1	SECTOR 2	LAP TIME	MPH	DIFF	TIME OF DAY
1 -		46.361	1:58.964	65.96	12.671	10:15:10.584
2 -	1:04.589	46.545	1:51.134	70.61	4.841	10:17:01.718
3 -	1:04.863	46.076	1:50.939	70.74	4.646	10:18:52.657
4 -	1:02.341	46.261	1:48.602	72.26	2.309	10:20:41.259
5 -	1:02.520	44.267	1:46.787 (3)	73.49	0.494	10:22:28.046
6 -	1:02.039	44.342	1:46.381 (2)	73.77	0.088	10:24:14.427
7 -	1:01.926	44.367	1:46.293 (1)	73.83		10:26:00.720

P12 14 350cc Andrew GREEN			Yamaha RD250 - RAFMSA			
IDEAL LAP TIME : 1:47.850		BEST LAP TIME : 1:47.863		DIFFERENCE : 0.013		
LAP	SECTOR 1	SECTOR 2	LAP TIME	MPH	DIFF	TIME OF DAY
1 -		46.574	2:00.959	64.88	13.096	10:15:12.579
2 -	1:03.540	45.992	1:49.532	71.65	1.669	10:17:02.111
3 -	1:03.375	45.955	1:49.330	71.78	1.467	10:18:51.441
4 -	1:03.348	46.104	1:49.452	71.70	1.589	10:20:40.893
5 -	1:02.833	45.693	1:48.526 (2)	72.31	0.663	10:22:29.419
6 -	1:02.157	45.706	1:47.863 (1)	72.75		10:24:17.282
7 -	1:02.340	46.613	1:48.953 (3)	72.03	1.090	10:26:06.235

P13 5 GP Mas Steve BOAM			Yamaha TZ350 -			
IDEAL LAP TIME : 1:47.424		BEST LAP TIME : 1:47.631		DIFFERENCE : 0.207		
LAP	SECTOR 1	SECTOR 2	LAP TIME	MPH	DIFF	TIME OF DAY
1 -		46.547	1:58.734	66.09	11.103	10:15:10.354
2 -	1:05.155	46.438	1:51.593	70.32	3.962	10:17:01.947
3 -	1:05.350	46.278	1:51.628	70.30	3.997	10:18:53.575
4 -	1:03.493	46.276	1:49.769	71.49	2.138	10:20:43.344
5 -	1:02.695	44.936	1:47.631 (1)	72.91		10:22:30.975
6 -	1:02.582	45.177	1:47.759 (3)	72.82	0.128	10:24:18.734
7 -	1:02.488	45.217	1:47.705 (2)	72.86	0.074	10:26:06.439

P14 29 350cc Derek CRIPPS			Yamaha TZ350G - Team FBR			
IDEAL LAP TIME : 1:47.624		BEST LAP TIME : 1:48.039		DIFFERENCE : 0.415		
LAP	SECTOR 1	SECTOR 2	LAP TIME	MPH	DIFF	TIME OF DAY
1 -		46.900	2:00.714	65.01	12.675	10:15:12.334
2 -	1:04.037	46.478	1:50.515	71.01	2.476	10:17:02.849
3 -	1:04.015	46.123	1:50.138	71.25	2.099	10:18:52.987
4 -	1:03.348	45.720	1:49.068	71.95	1.029	10:20:42.055
5 -	1:02.997	45.401	1:48.398 (3)	72.40	0.359	10:22:30.453
6 -	1:02.489	45.550	1:48.039 (1)	72.64		10:24:18.492
7 -	1:03.251	45.135	1:48.386 (2)	72.40	0.347	10:26:06.878

P15 88 GP Mas Mark EDGE			Gourlay Yamaha TZ 350 - Gourlay Yamaha			
IDEAL LAP TIME : 1:49.221		BEST LAP TIME : 1:49.260		DIFFERENCE : 0.039		
LAP	SECTOR 1	SECTOR 2	LAP TIME	MPH	DIFF	TIME OF DAY
1 -		47.408	2:02.259	64.19	12.999	10:15:13.879
2 -	1:04.986	46.457	1:51.443	70.42	2.183	10:17:05.322
3 -	1:04.521	45.948	1:50.469	71.04	1.209	10:18:55.791
4 -	1:03.925	46.502	1:50.427	71.07	1.167	10:20:46.218
5 -	1:03.464	46.209	1:49.673 (3)	71.55	0.413	10:22:35.891
6 -	1:03.505	46.036	1:49.541 (2)	71.64	0.281	10:24:25.432
7 -	1:03.273	45.987	1:49.260 (1)	71.82		10:26:14.692

International Sidecar Revival Meeting 2023

GP Originals

RACE 3 - SECTOR ANALYSIS



SECTOR 1 = FL to I1, SECTOR 2 = I1 to FL, DIFF = Difference To Personal Best Lap, P = Crossed Finish Line in Pit Lane, D = Time Disallowed

P16		20 250cc Michael GRIGSON		Yamaha TZ250L - Precision Automation		
IDEAL LAP TIME : 1:49.970		BEST LAP TIME : 1:50.737		DIFFERENCE : 0.767		
LAP	SECTOR 1	SECTOR 2	LAP TIME	MPH	DIFF	TIME OF DAY
1 -		46.625	1:58.529	66.21	7.792	10:15:10.149
2 -	1:04.845	46.745	1:51.590	70.32	0.853	10:17:01.739
3 -	1:04.720	46.017	1:50.737 (1)	70.87		10:18:52.476
4 -	1:03.953	46.871	1:50.824 (2)	70.81	0.087	10:20:43.300
5 -	1:04.438	47.027	1:51.465 (3)	70.40	0.728	10:22:34.765
6 -	1:05.609	47.415	1:53.024	69.43	2.287	10:24:27.789
7 -	1:05.459	46.984	1:52.443	69.79	1.706	10:26:20.232

P17		77 GP Mas Andrew GLASGOW		Yamaha TZ350 - Hiab service (hw) ltd		
IDEAL LAP TIME : 1:50.651		BEST LAP TIME : 1:51.069		DIFFERENCE : 0.418		
LAP	SECTOR 1	SECTOR 2	LAP TIME	MPH	DIFF	TIME OF DAY
1 -		46.893	2:00.486	65.13	9.417	10:15:12.106
2 -	1:05.468	46.152	1:51.620 (2)	70.31	0.551	10:17:03.726
3 -	1:04.669	46.400	1:51.069 (1)	70.65		10:18:54.795
4 -	1:04.499	48.817	1:53.316	69.25	2.247	10:20:48.111
5 -	1:05.279	46.719	1:51.998	70.07	0.929	10:22:40.109
6 -	1:05.448	46.439	1:51.887 (3)	70.14	0.818	10:24:31.996
7 -	1:05.660	46.880	1:52.540	69.73	1.471	10:26:24.536

P18		3 350cc Nick BEDFORD		Yamaha TZ350 - Banx Race Paint		
IDEAL LAP TIME : 1:52.726		BEST LAP TIME : 1:52.764		DIFFERENCE : 0.038		
LAP	SECTOR 1	SECTOR 2	LAP TIME	MPH	DIFF	TIME OF DAY
1 -		47.591	2:02.857	63.87	10.093	10:15:14.477
2 -	1:05.197	47.567	1:52.764 (1)	69.59		10:17:07.241
3 -	1:06.478	47.704	1:54.182	68.73	1.418	10:19:01.423
4 -	1:06.333	47.574	1:53.907	68.89	1.143	10:20:55.330
5 -	1:06.286	47.529	1:53.815	68.95	1.051	10:22:49.145
6 -	1:05.749	47.672	1:53.421 (2)	69.19	0.657	10:24:42.566
7 -	1:06.009	47.706	1:53.715 (3)	69.01	0.951	10:26:36.281

P19		6 GP Mas Derek SKINNER		Yamaha TZ - D A S Racing		
IDEAL LAP TIME : 2:01.403		BEST LAP TIME : 2:01.936		DIFFERENCE : 0.533		
LAP	SECTOR 1	SECTOR 2	LAP TIME	MPH	DIFF	TIME OF DAY
1 -		53.253	2:14.504	58.34	12.568	10:15:26.124
2 -	1:13.451	51.973	2:05.424	62.57	3.488	10:17:31.548
3 -	1:11.158	53.889	2:05.047	62.76	3.111	10:19:36.595
4 -	1:11.608	52.503	2:04.111 (3)	63.23	2.175	10:21:40.706
5 -	1:12.004	51.436	2:03.440 (2)	63.57	1.504	10:23:44.146
6 -	1:09.967	51.969	2:01.936 (1)	64.36		10:25:46.082

P20		112 GP Mas Warren BEESE		Yamaha TZ250L -		
IDEAL LAP TIME : 2:02.040		BEST LAP TIME : 2:02.040		DIFFERENCE : 0.000		
LAP	SECTOR 1	SECTOR 2	LAP TIME	MPH	DIFF	TIME OF DAY
1 -		52.384	2:14.204	58.47	12.164	10:15:25.824
2 -	1:14.756	52.268	2:07.024	61.78	4.984	10:17:32.848
3 -	1:13.932	51.007	2:04.939	62.81	2.899	10:19:37.787
4 -	1:12.943	50.527	2:03.470 (2)	63.56	1.430	10:21:41.257
5 -	1:13.099	51.155	2:04.254 (3)	63.16	2.214	10:23:45.511
6 -	1:11.825	50.215	2:02.040 (1)	64.30		10:25:47.551

International Sidecar Revival Meeting 2023

GP Originals

RACE 3 - BEST SECTORS

SECTOR 1			SECTOR 2			IDEAL / BEST COMPARISON						
POS	NO	NAME	TIME	NO	NAME	TIME	POS	NO	NAME	IDEAL	BEST	DIFF
									PERFECT LAP	1:39.174		
1	7	DAVIS	57.639	75	HART	41.535	1	7	DAVIS	1:39.252	1:39.474	0.222
2	75	HART	57.826	7	DAVIS	41.613	2	75	HART	1:39.361	1:39.430	0.069
3	1	ATKINSON	58.316	55	JACKSON	41.921	3	1	ATKINSON	1:40.264	1:40.423	0.159
4	55	JACKSON	58.690	1	ATKINSON	41.948	4	55	JACKSON	1:40.611	1:40.611	0.000
5	31	STEAD	59.681	31	STEAD	42.904	5	31	STEAD	1:42.585	1:43.309	0.724
6	97	TAYLOR	1:00.188	97	TAYLOR	42.955	6	97	TAYLOR	1:43.143	1:43.143	0.000
7	155	CHAPMAN	1:00.777	26	WAINWRIGHT	43.514	7	155	CHAPMAN	1:44.829	1:45.469	0.640
8	38	HIGGINS	1:01.296	155	CHAPMAN	44.052	8	26	WAINWRIGHT	1:44.875	1:44.893	0.018
9	8	WILLIAMSON	1:01.317	27	LINTON	44.267	9	38	HIGGINS	1:45.736	1:45.972	0.236
10	26	WAINWRIGHT	1:01.361	38	HIGGINS	44.440	10	8	WILLIAMSON	1:45.880	1:46.180	0.300
11	27	LINTON	1:01.926	8	WILLIAMSON	44.563	11	27	LINTON	1:46.193	1:46.293	0.100
12	14	GREEN	1:02.157	5	BOAM	44.936	12	5	BOAM	1:47.424	1:47.631	0.207
13	5	BOAM	1:02.488	29	CRIPPS	45.135	13	29	CRIPPS	1:47.624	1:48.039	0.415
14	29	CRIPPS	1:02.489	14	GREEN	45.693	14	14	GREEN	1:47.850	1:47.863	0.013
15	88	EDGE	1:03.273	88	EDGE	45.948	15	88	EDGE	1:49.221	1:49.260	0.039
16	20	GRIGSON	1:03.953	20	GRIGSON	46.017	16	20	GRIGSON	1:49.970	1:50.737	0.767
17	77	GLASGOW	1:04.499	77	GLASGOW	46.152	17	77	GLASGOW	1:50.651	1:51.069	0.418
18	3	BEDFORD	1:05.197	3	BEDFORD	47.529	18	3	BEDFORD	1:52.726	1:52.764	0.038
19	6	SKINNER	1:09.967	112	BEESE	50.215	19	6	SKINNER	2:01.403	2:01.936	0.533
20	112	BEESE	1:11.825	6	SKINNER	51.436	20	112	BEESE	2:02.040	2:02.040	0.000
21												

International Sidecar Revival Meeting 2023

GP Originals

RACE 3 - STATISTICS

Competitors Started 21
Planned Start 2023-08-06 @ 10:10:00.000
Actual Start 2023-08-06 @ 10:13:11.619
Finish Time 2023-08-06 @ 10:24:58.014
Track Length 2.1800mi.
Total Laps 138
Total Distance Covered 300.8425mi.

Session Fastest Lap History

NO	CL	NAME	LAP TIME	TIME OF DAY	LAP	VEHICLE
7	350cc	Jason DAVIS	1:40.762	10:16:40.632	2	Yamaha TZ350G
7	350cc	Jason DAVIS	1:40.519	10:18:21.152	3	Yamaha TZ350G
1	350cc	Phil ATKINSON	1:40.443	10:18:21.873	3	Yamaha TZ350
75	350cc	Ant HART	1:39.890	10:20:01.366	4	Yamaha TZ350
75	350cc	Ant HART	1:39.430	10:25:01.307	7	Yamaha TZ350

Session Leader History

NO	CL	NAME	FROM LAP	LAPS LED	DISTANCE	VEHICLE
75	350cc	Ant HART	1	1	2.18 miles	Yamaha TZ350
7	350cc	Jason DAVIS	2	2	4.36 miles	Yamaha TZ350G
75	350cc	Ant HART	4	4	8.72 miles	Yamaha TZ350

Flag History

TYPE	TIME OF DAY
GREEN	10:13:11.619
FINISH	10:24:58.014

Flag Statistics

TYPE	COUNT	TOTAL LAPS	TOTAL TIME
Green	1	7	13:29.044
Red	0	0	0.000
Safety Car	0	0	0.000
FCY	0	0	0.000

International Sidecar Revival Meeting 2023

GP Originals

RACE 3 - STATISTICS

CLASS : 350cc

10 Starters

Fastest Lap History

NO	NAME	LAP TIME	TIME OF DAY	LAP	VEHICLE
7	Jason DAVIS	1:40.762	10:16:40.632	2	Yamaha TZ350G
7	Jason DAVIS	1:40.519	10:18:21.152	3	Yamaha TZ350G
1	Phil ATKINSON	1:40.443	10:18:21.873	3	Yamaha TZ350
75	Ant HART	1:39.890	10:20:01.366	4	Yamaha TZ350
75	Ant HART	1:39.430	10:25:01.307	7	Yamaha TZ350

Leader History

NO	NAME	FROM LAP	LAPS LED	DISTANCE	VEHICLE
75	Ant HART	1	1	2.18 miles	Yamaha TZ350
7	Jason DAVIS	2	2	4.36 miles	Yamaha TZ350G
75	Ant HART	4	4	8.72 miles	Yamaha TZ350

International Sidecar Revival Meeting 2023

GP Originals

RACE 3 - STATISTICS

CLASS : 250cc

3 Starters

Fastest Lap History

NO	NAME	LAP TIME	TIME OF DAY	LAP	VEHICLE
31	Phil STEAD	1:43.827	10:16:46.502	2	Yamaha TZ 250L
31	Phil STEAD	1:43.430	10:18:29.931	3	Yamaha TZ 250L
31	Phil STEAD	1:43.309	10:20:13.240	4	Yamaha TZ 250L

Leader History

NO	NAME	FROM LAP	LAPS LED	DISTANCE	VEHICLE
31	Phil STEAD	1	7	15.26 miles	Yamaha TZ 250L

International Sidecar Revival Meeting 2023

GP Originals

RACE 3 - STATISTICS

CLASS : GP Mas

8 Starters

Fastest Lap History

NO	NAME	LAP TIME	TIME OF DAY	LAP	VEHICLE
8	Nick WILLIAMSON	1:46.608	10:16:51.783	2	Yamaha TZ350G
155	Roy CHAPMAN	1:46.027	10:16:54.284	2	Yamaha TZ350
38	Darrell HIGGINS	1:45.972	10:16:54.740	2	Yamaha TZ350
155	Roy CHAPMAN	1:45.786	10:20:27.105	4	Yamaha TZ350
155	Roy CHAPMAN	1:45.469	10:22:12.574	5	Yamaha TZ350

Leader History

NO	NAME	FROM LAP	LAPS LED	DISTANCE	VEHICLE
8	Nick WILLIAMSON	1	7	15.26 miles	Yamaha TZ350G

International Sidecar Revival Meeting 2023

GP Originals

RACE 11 - CLASSIFICATION



POS	NO	CL	PIC NAME	ENTRY	LAPS	TIME	GAP	DIFF	MPH	BEST	ON
1	7	350cc	1 Jason DAVIS	Yamaha TZ350G - Kitchen company chester	7	11:52.052			77.15	1:39.941	5
2	1	350cc	2 Phil ATKINSON	Yamaha TZ350 - ROSE MOT/Q Oil Treatments	7	11:53.119	1.067	1.067	77.03	1:39.765	7
3	55	350cc	3 Daniel JACKSON	Yamaha HARRIS TZ350 - Team Sigie racing	7	11:53.395	1.343	0.276	77.00	1:39.979	7
4	75	350cc	4 Ant HART	Yamaha TZ350 - BE Event Hire	7	12:06.374	14.322	12.979	75.63	1:39.921	5
5	31	250cc	1 Phil STEAD	Yamaha TZ 250L - Dynojet	7	12:09.082	17.030	2.708	75.35	1:42.249	2
6	97	350cc	5 Andrew TAYLOR	Yamaha TZ350 - J B Taylor construction	7	12:15.012	22.960	5.930	74.74	1:42.418	7
7	26	350cc	6 Josh WAINWRIGHT	Yamaha TZ350 - Rose Mot Racing	7	12:18.346	26.294	3.334	74.40	1:43.188	5
8	8	GP Mas	1 Nick WILLIAMSON	Yamaha TZ350G - rbm	7	12:23.833	31.781	5.487	73.85	1:44.441	4
9	155	GP Mas	2 Roy CHAPMAN	Yamaha TZ350 - self	7	12:31.444	39.392	7.611	73.10	1:44.448	7
10	38	GP Mas	3 Darrell HIGGINS	Yamaha TZ350 - Dennis trollope racing	7	12:31.909	39.857	0.465	73.06	1:45.010	7
11	27	250cc	2 Mark LINTON	Yamaha TZ250 - Wapping Organ Company	7	12:47.124	55.072	15.215	71.61	1:47.893	5
12	14	350cc	7 Andrew GREEN	Yamaha RD250 - RAFMSA	7	12:54.860	1:02.808	7.736	70.89	1:48.212	3
13	88	GP Mas	4 Mark EDGE	Gourlay Yamaha TZ 350 - Gourlay Yamaha	7	12:55.198	1:03.146	0.338	70.86	1:48.402	4
14	5	GP Mas	5 Steve BOAM	Yamaha TZ350 -	7	12:55.631	1:03.579	0.433	70.82	1:48.911	4
15	3	350cc	8 Nick BEDFORD	Yamaha TZ350 - Banx Race Paint	7	13:12.917	1:20.865	17.286	69.28	1:50.644	2
16	6	GP Mas	6 Derek SKINNER	Yamaha TZ - D A S Racing	6	12:27.940	1 Lap	1 Lap	62.95	2:02.697	5
17	112	GP Mas	7 Warren BEESE	Yamaha TZ250L -	6	12:31.820	1 Lap	3.880	62.63	2:01.286	6

NOT CLASSIFIED

DNF	29	350cc	Derek CRIPPS	Yamaha TZ350G - Team FBR	2	3:50.163	5 Laps	4 Laps	68.19	1:50.184	2
-----	----	-------	--------------	--------------------------	---	----------	--------	--------	-------	----------	---

FASTEST LAP

1	350cc	Phil ATKINSON	Yamaha TZ350 - ROSE MOT/Q Oil Treatments	7	1:39.765	78.66 mph	126.59 kph
31	250cc	Phil STEAD	Yamaha TZ 250L - Dynojet	2	1:42.249	76.75 mph	123.52 kph
8	GP Mas	Nick WILLIAMSON	Yamaha TZ350G - rbm	4	1:44.441	75.14 mph	120.93 kph

Class 350cc - 92.5% of Race Speed = 71.36 mph
 Class 250cc - 92.5% of Race Speed = 69.69 mph
 Class GP Mas - 92.5% of Race Speed = 68.31 mph

Weather / Track : Cloudy / Dry

These results are provisional until the conclusion of any judicial and technical matters.

Race Distance: 7 Laps / 15.26 miles

Cadwell Park: 2.1800 miles

Date: 06/08/2023 Start: 14:43 Finish: 14:55

Clerk Of Course :	Stewards :	Timekeeper : <i>Craig Smith</i>
-------------------	------------	------------------------------------

Results can be found at www.tsl-timing.com

Printed - 14:59 Sunday, 06 August 2023



International Sidecar Revival Meeting 2023

GP Originals

RACE 11 - LAP CHART

LAP 1 @ 14:45:46.658

NO	BEHIND	LAP TIME
75		1:48.014
7	0.044	1:48.058
1	0.260	1:48.274
31	0.900	1:48.914
55	1.515	1:49.529
8	3.773	1:51.787
97	3.864	1:51.878
26	4.326	1:52.340
38	5.291	1:53.305
27	7.211	1:55.225
155	7.465	1:55.479
5	9.452	1:57.466
88	11.171	1:59.185
14	11.466	1:59.480
29	11.965	1:59.979
3	12.841	2:00.855
112	22.966	2:10.980
6	23.946	2:11.960

LAP 2 @ 14:47:27.841

NO	BEHIND	LAP TIME
7		1:41.139
75	0.388	1:41.571
1	0.542	1:41.465
31	1.966	1:42.249
55	2.256	1:41.924
97	7.793	1:45.112
8	8.195	1:45.605
26	8.273	1:45.130
38	9.527	1:45.419
155	12.443	1:46.161
27	14.429	1:48.401
5	18.324	1:50.055
14	19.166	1:48.883
88	20.528	1:50.540
29	20.966	1:50.184
3	22.302	1:50.644
6	46.110	2:03.347
112	46.791	2:05.008

LAP 3 @ 14:49:09.759

NO	BEHIND	LAP TIME
7		1:41.918
75	0.065	1:41.595
1	0.376	1:41.752
55	1.189	1:40.851
31	2.432	1:42.384
97	10.224	1:44.349
26	10.642	1:44.287
8	11.267	1:44.990
38	13.946	1:46.337
155	17.107	1:46.582
27	21.259	1:48.748
14	25.460	1:48.212
5	26.194	1:49.788
88	28.076	1:49.466
3	32.012	1:51.628
6	1:07.485	2:03.293
112	1:08.093	2:03.220

LAP 4 @ 14:50:50.171

NO	BEHIND	LAP TIME
7		1:40.412
75	0.255	1:40.602
1	0.498	1:40.534
55	0.861	1:40.084
31	5.239	1:43.219
97	13.086	1:43.274
26	13.601	1:43.371
8	15.296	1:44.441
38	19.852	1:46.318
155	22.685	1:45.990
27	29.758	1:48.911
14	34.290	1:49.242
5	34.693	1:48.911
88	36.066	1:48.402
3	43.531	1:51.931
6	1:30.792	2:03.719
112	1:31.176	2:03.495

LAP 5 @ 14:52:30.112

NO	BEHIND	LAP TIME
7		1:39.941
75	0.235	1:39.921
1	0.706	1:40.149
55	1.213	1:40.293
31	9.477	1:44.179
97	16.679	1:43.534
26	16.848	1:43.188
8	20.472	1:45.117
38	27.164	1:47.253
155	28.219	1:45.475
27	37.710	1:47.893
14	43.895	1:49.546
5	44.288	1:49.536
88	44.678	1:48.553
3	56.092	1:52.502

LAP 6 @ 14:54:10.190

NO	BEHIND	LAP TIME
7		1:40.078
1	1.808	1:41.180
55	1.870	1:40.735
75	10.455	1:50.298
6	1 Lap	2:02.697
31	13.766	1:44.367
112	1 Lap	2:07.831
26	20.495	1:43.725
97	21.048	1:44.447
8	25.364	1:44.970
38	35.353	1:48.267
155	35.450	1:47.309
27	46.442	1:48.810
14	53.343	1:49.526
88	53.729	1:49.129
5	54.229	1:50.019
3	1:08.396	1:52.382

LAP 7 @ 14:55:50.696

NO	BEHIND	LAP TIME
7		1:40.506
1	1.067	1:39.765
55	1.343	1:39.979

75	14.322	1:44.373
31	17.030	1:43.770
97	22.960	1:42.418
26	26.294	1:46.305
8	31.781	1:46.923
6	1 Lap	2:02.924
155	39.392	1:44.448
112	1 Lap	2:01.286
38	39.857	1:45.010
27	55.072	1:49.136
14	1:02.808	1:49.971
88	1:03.146	1:49.923
5	1:03.579	1:49.856
3	1:20.865	1:52.975

International Sidecar Revival Meeting 2023

GP Originals

RACE 11 - POSITION CHART

No	Name	Lap Pos	Lap						
			1	2	3	4	5	6	7
1	ATKINSON	1	75	7	7	7	7	7	7
3	BEDFORD	2	7	75	75	75	75	1	1
7	DAVIS	3	1	1	1	1	1	55	55
14	GREEN	4	31	31	55	55	55	75	75
26	WAINWRIGHT	5	55	55	31	31	31	31	31
55	JACKSON	6	8	97	97	97	97	26	97
75	HART	7	97	8	26	26	26	97	26
97	TAYLOR	8	26	26	8	8	8	8	8
29	CRIPPS	9	38	38	38	38	38	38	155
5	BOAM	10	27	155	155	155	155	155	38
6	SKINNER	11	155	27	27	27	27	27	27
8	WILLIAMSON	12	5	5	14	14	14	14	14
38	HIGGINS	13	88	14	5	5	5	88	88
88	EDGE	14	14	88	88	88	88	5	5
112	BEESE	15	29	29	3	3	3	3	3
155	CHAPMAN	16	3	3	6	6	6	6	
27	LINTON	17	112	6	112	112	112	112	
31	STEAD	18	6	112					

International Sidecar Revival Meeting 2023

GP Originals

RACE 11 - SECTOR ANALYSIS



SECTOR 1 = FL to I1, SECTOR 2 = I1 to FL, DIFF = Difference To Personal Best Lap, P = Crossed Finish Line in Pit Lane, D = Time Disallowed

P1		7 350cc Jason DAVIS		Yamaha TZ350G - Kitchen company chester			
IDEAL LAP TIME : 1:39.941		BEST LAP TIME : 1:39.941		DIFFERENCE : 0.000			
LAP	SECTOR 1	SECTOR 2	LAP TIME	MPH	DIFF	TIME OF DAY	
1 -		42.536	1:48.058	72.62	8.117	14:45:46.702	
2 -	58.594	42.545	1:41.139	77.59	1.198	14:47:27.841	
3 -	58.705	43.213	1:41.918	77.00	1.977	14:49:09.759	
4 -	58.333	42.079	1:40.412 (3)	78.15	0.471	14:50:50.171	
5 -	58.071	41.870	1:39.941 (1)	78.52		14:52:30.112	
6 -	58.105	41.973	1:40.078 (2)	78.41	0.137	14:54:10.190	
7 -	58.148	42.358	1:40.506	78.08	0.565	14:55:50.696	

P2		1 350cc Phil ATKINSON		Yamaha TZ350 - ROSE MOT/Q Oil Treatments			
IDEAL LAP TIME : 1:39.747		BEST LAP TIME : 1:39.765		DIFFERENCE : 0.018			
LAP	SECTOR 1	SECTOR 2	LAP TIME	MPH	DIFF	TIME OF DAY	
1 -		42.560	1:48.274	72.48	8.509	14:45:46.918	
2 -	59.054	42.411	1:41.465	77.34	1.700	14:47:28.383	
3 -	58.628	43.124	1:41.752	77.12	1.987	14:49:10.135	
4 -	58.408	42.126	1:40.534 (3)	78.06	0.769	14:50:50.669	
5 -	58.066	42.083	1:40.149 (2)	78.36	0.384	14:52:30.818	
6 -	59.209	41.971	1:41.180	77.56	1.415	14:54:11.998	
7 -	58.084	41.681	1:39.765 (1)	78.66		14:55:51.763	

P3		55 350cc Daniel JACKSON		Yamaha HARRIS TZ350 - Team Sigie racing			
IDEAL LAP TIME : 1:39.979		BEST LAP TIME : 1:39.979		DIFFERENCE : 0.000			
LAP	SECTOR 1	SECTOR 2	LAP TIME	MPH	DIFF	TIME OF DAY	
1 -		42.808	1:49.529	71.65	9.550	14:45:48.173	
2 -	59.409	42.515	1:41.924	76.99	1.945	14:47:30.097	
3 -	58.940	41.911	1:40.851	77.81	0.872	14:49:10.948	
4 -	58.364	41.720	1:40.084 (2)	78.41	0.105	14:50:51.032	
5 -	58.413	41.880	1:40.293 (3)	78.25	0.314	14:52:31.325	
6 -	59.080	41.655	1:40.735	77.90	0.756	14:54:12.060	
7 -	58.333	41.646	1:39.979 (1)	78.49		14:55:52.039	

P4		75 350cc Ant HART		Yamaha TZ350 - BE Event Hire			
IDEAL LAP TIME : 1:39.921		BEST LAP TIME : 1:39.921		DIFFERENCE : 0.000			
LAP	SECTOR 1	SECTOR 2	LAP TIME	MPH	DIFF	TIME OF DAY	
1 -		42.753	1:48.014	72.65	8.093	14:45:46.658	
2 -	58.868	42.703	1:41.571 (3)	77.26	1.650	14:47:28.229	
3 -	58.562	43.033	1:41.595	77.24	1.674	14:49:09.824	
4 -	58.399	42.203	1:40.602 (2)	78.01	0.681	14:50:50.426	
5 -	57.944	41.977	1:39.921 (1)	78.54		14:52:30.347	
6 -	1:06.286	44.012	1:50.298	71.15	10.377	14:54:20.645	
7 -	59.674	44.699	1:44.373	75.19	4.452	14:56:05.018	

P5		31 250cc Phil STEAD		Yamaha TZ 250L - Dynojet			
IDEAL LAP TIME : 1:42.020		BEST LAP TIME : 1:42.249		DIFFERENCE : 0.229			
LAP	SECTOR 1	SECTOR 2	LAP TIME	MPH	DIFF	TIME OF DAY	
1 -		42.972	1:48.914	72.05	6.665	14:45:47.558	
2 -	59.411	42.838	1:42.249 (1)	76.75		14:47:29.807	
3 -	59.775	42.609	1:42.384 (2)	76.65	0.135	14:49:12.191	
4 -	59.942	43.277	1:43.219 (3)	76.03	0.970	14:50:55.410	
5 -	1:00.665	43.514	1:44.179	75.33	1.930	14:52:39.589	
6 -	1:00.574	43.793	1:44.367	75.19	2.118	14:54:23.956	
7 -	1:00.338	43.432	1:43.770	75.62	1.521	14:56:07.726	

International Sidecar Revival Meeting 2023

GP Originals

RACE 11 - SECTOR ANALYSIS



SECTOR 1 = FL to I1, SECTOR 2 = I1 to FL, DIFF = Difference To Personal Best Lap, P = Crossed Finish Line in Pit Lane, D = Time Disallowed

P6		97 350cc Andrew TAYLOR		Yamaha TZ350 - J B Taylor construction		
IDEAL LAP TIME : 1:42.418		BEST LAP TIME : 1:42.418		DIFFERENCE : 0.000		
LAP	SECTOR 1	SECTOR 2	LAP TIME	MPH	DIFF	TIME OF DAY
1 -		43.843	1:51.878	70.14	9.460	14:45:50.522
2 -	1:01.260	43.852	1:45.112	74.66	2.694	14:47:35.634
3 -	1:01.039	43.310	1:44.349	75.20	1.931	14:49:19.983
4 -	1:00.313	42.961	1:43.274 (2)	75.99	0.856	14:51:03.257
5 -	1:00.324	43.210	1:43.534 (3)	75.80	1.116	14:52:46.791
6 -	1:01.281	43.166	1:44.447	75.13	2.029	14:54:31.238
7 -	59.861	42.557	1:42.418 (1)	76.62		14:56:13.656

P7		26 350cc Josh WAINWRIGHT		Yamaha TZ350 - Rose Mot Racing		
IDEAL LAP TIME : 1:43.188		BEST LAP TIME : 1:43.188		DIFFERENCE : 0.000		
LAP	SECTOR 1	SECTOR 2	LAP TIME	MPH	DIFF	TIME OF DAY
1 -		43.974	1:52.340	69.85	9.152	14:45:50.984
2 -	1:01.526	43.604	1:45.130	74.65	1.942	14:47:36.114
3 -	1:00.996	43.291	1:44.287	75.25	1.099	14:49:20.401
4 -	1:00.573	42.798	1:43.371 (2)	75.92	0.183	14:51:03.772
5 -	1:00.530	42.658	1:43.188 (1)	76.05		14:52:46.960
6 -	1:00.908	42.817	1:43.725 (3)	75.66	0.537	14:54:30.685
7 -	1:02.265	44.040	1:46.305	73.82	3.117	14:56:16.990

P8		8 GP Mas Nick WILLIAMSON		Yamaha TZ350G - rbm		
IDEAL LAP TIME : 1:44.144		BEST LAP TIME : 1:44.441		DIFFERENCE : 0.297		
LAP	SECTOR 1	SECTOR 2	LAP TIME	MPH	DIFF	TIME OF DAY
1 -		44.134	1:51.787	70.20	7.346	14:45:50.431
2 -	1:01.833	43.772	1:45.605	74.31	1.164	14:47:36.036
3 -	1:01.459	43.531	1:44.990 (3)	74.75	0.549	14:49:21.026
4 -	1:00.613	43.828	1:44.441 (1)	75.14		14:51:05.467
5 -	1:00.753	44.364	1:45.117	74.66	0.676	14:52:50.584
6 -	1:01.150	43.820	1:44.970 (2)	74.76	0.529	14:54:35.554
7 -	1:01.776	45.147	1:46.923	73.39	2.482	14:56:22.477

P9		155 GP Mas Roy CHAPMAN		Yamaha TZ350 - self		
IDEAL LAP TIME : 1:44.448		BEST LAP TIME : 1:44.448		DIFFERENCE : 0.000		
LAP	SECTOR 1	SECTOR 2	LAP TIME	MPH	DIFF	TIME OF DAY
1 -		44.991	1:55.479	67.96	11.031	14:45:54.123
2 -	1:02.083	44.078	1:46.161	73.92	1.713	14:47:40.284
3 -	1:01.503	45.079	1:46.582	73.63	2.134	14:49:26.866
4 -	1:01.756	44.234	1:45.990 (3)	74.04	1.542	14:51:12.856
5 -	1:01.052	44.423	1:45.475 (2)	74.40	1.027	14:52:58.331
6 -	1:02.262	45.047	1:47.309	73.13	2.861	14:54:45.640
7 -	1:00.676	43.772	1:44.448 (1)	75.13		14:56:30.088

P10		38 GP Mas Darrell HIGGINS		Yamaha TZ350 - Dennis trollope racing		
IDEAL LAP TIME : 1:44.628		BEST LAP TIME : 1:45.010		DIFFERENCE : 0.382		
LAP	SECTOR 1	SECTOR 2	LAP TIME	MPH	DIFF	TIME OF DAY
1 -		44.451	1:53.305	69.26	8.295	14:45:51.949
2 -	1:01.371	44.048	1:45.419 (2)	74.44	0.409	14:47:37.368
3 -	1:01.181	45.156	1:46.337	73.80	1.327	14:49:23.705
4 -	1:01.367	44.951	1:46.318 (3)	73.81	1.308	14:51:10.023
5 -	1:02.222	45.031	1:47.253	73.17	2.243	14:52:57.276
6 -	1:02.913	45.354	1:48.267	72.48	3.257	14:54:45.543
7 -	1:01.563	43.447	1:45.010 (1)	74.73		14:56:30.553

International Sidecar Revival Meeting 2023

GP Originals

RACE 11 - SECTOR ANALYSIS



SECTOR 1 = FL to I1, SECTOR 2 = I1 to FL, DIFF = Difference To Personal Best Lap, P = Crossed Finish Line in Pit Lane, D = Time Disallowed

P11 27 250cc Mark LINTON			Yamaha TZ250 - Wapping Organ Company			
IDEAL LAP TIME : 1:47.893		BEST LAP TIME : 1:47.893		DIFFERENCE : 0.000		
LAP	SECTOR 1	SECTOR 2	LAP TIME	MPH	DIFF	TIME OF DAY
1 -		45.366	1:55.225	68.11	7.332	14:45:53.869
2 -	1:03.268	45.133	1:48.401 (2)	72.39	0.508	14:47:42.270
3 -	1:03.567	45.181	1:48.748 (3)	72.16	0.855	14:49:31.018
4 -	1:03.475	45.436	1:48.911	72.05	1.018	14:51:19.929
5 -	1:02.922	44.971	1:47.893 (1)	72.73		14:53:07.822
6 -	1:03.229	45.581	1:48.810	72.12	0.917	14:54:56.632
7 -	1:03.319	45.817	1:49.136	71.91	1.243	14:56:45.768

P12 14 350cc Andrew GREEN			Yamaha RD250 - RAFMSA			
IDEAL LAP TIME : 1:48.212		BEST LAP TIME : 1:48.212		DIFFERENCE : 0.000		
LAP	SECTOR 1	SECTOR 2	LAP TIME	MPH	DIFF	TIME OF DAY
1 -		46.951	1:59.480	65.68	11.268	14:45:58.124
2 -	1:02.997	45.886	1:48.883 (2)	72.07	0.671	14:47:47.007
3 -	1:02.506	45.706	1:48.212 (1)	72.52		14:49:35.219
4 -	1:03.087	46.155	1:49.242 (3)	71.84	1.030	14:51:24.461
5 -	1:03.125	46.421	1:49.546	71.64	1.334	14:53:14.007
6 -	1:03.389	46.137	1:49.526	71.65	1.314	14:55:03.533
7 -	1:03.350	46.621	1:49.971	71.36	1.759	14:56:53.504

P13 88 GP Mas Mark EDGE			Gourlay Yamaha TZ 350 - Gourlay Yamaha			
IDEAL LAP TIME : 1:48.361		BEST LAP TIME : 1:48.402		DIFFERENCE : 0.041		
LAP	SECTOR 1	SECTOR 2	LAP TIME	MPH	DIFF	TIME OF DAY
1 -		46.870	1:59.185	65.84	10.783	14:45:57.829
2 -	1:04.156	46.384	1:50.540	70.99	2.138	14:47:48.369
3 -	1:03.403	46.063	1:49.466	71.69	1.064	14:49:37.835
4 -	1:02.769	45.633	1:48.402 (1)	72.39		14:51:26.237
5 -	1:02.728	45.825	1:48.553 (2)	72.29	0.151	14:53:14.790
6 -	1:03.182	45.947	1:49.129 (3)	71.91	0.727	14:55:03.919
7 -	1:03.648	46.275	1:49.923	71.39	1.521	14:56:53.842

P14 5 GP Mas Steve BOAM			Yamaha TZ350 -			
IDEAL LAP TIME : 1:48.830		BEST LAP TIME : 1:48.911		DIFFERENCE : 0.081		
LAP	SECTOR 1	SECTOR 2	LAP TIME	MPH	DIFF	TIME OF DAY
1 -		45.862	1:57.466	66.81	8.555	14:45:56.110
2 -	1:03.937	46.118	1:50.055	71.31	1.144	14:47:46.165
3 -	1:04.263	45.525	1:49.788 (3)	71.48	0.877	14:49:35.953
4 -	1:03.305	45.606	1:48.911 (1)	72.05		14:51:24.864
5 -	1:03.456	46.080	1:49.536 (2)	71.64	0.625	14:53:14.400
6 -	1:04.090	45.929	1:50.019	71.33	1.108	14:55:04.419
7 -	1:03.511	46.345	1:49.856	71.43	0.945	14:56:54.275

P15 3 350cc Nick BEDFORD			Yamaha TZ350 - Banx Race Paint			
IDEAL LAP TIME : 1:50.406		BEST LAP TIME : 1:50.644		DIFFERENCE : 0.238		
LAP	SECTOR 1	SECTOR 2	LAP TIME	MPH	DIFF	TIME OF DAY
1 -		47.051	2:00.855	64.93	10.211	14:45:59.499
2 -	1:04.374	46.270	1:50.644 (1)	70.93		14:47:50.143
3 -	1:04.136	47.492	1:51.628 (2)	70.30	0.984	14:49:41.771
4 -	1:05.096	46.835	1:51.931 (3)	70.11	1.287	14:51:33.702
5 -	1:05.068	47.434	1:52.502	69.75	1.858	14:53:26.204
6 -	1:05.301	47.081	1:52.382	69.83	1.738	14:55:18.586
7 -	1:05.540	47.435	1:52.975	69.46	2.331	14:57:11.561

International Sidecar Revival Meeting 2023

GP Originals

RACE 11 - SECTOR ANALYSIS



SECTOR 1 = FL to I1, SECTOR 2 = I1 to FL, DIFF = Difference To Personal Best Lap, P = Crossed Finish Line in Pit Lane, D = Time Disallowed

P16 6 GP Mas Derek SKINNER		Yamaha TZ - D A S Racing				
IDEAL LAP TIME : 2:02.523		BEST LAP TIME : 2:02.697		DIFFERENCE : 0.174		
LAP	SECTOR 1	SECTOR 2	LAP TIME	MPH	DIFF	TIME OF DAY
1 -		51.654	2:11.960	59.47	9.263	14:46:10.604
2 -	1:11.590	51.757	2:03.347	63.62	0.650	14:48:13.951
3 -	1:11.622	51.671	2:03.293 (3)	63.65	0.596	14:50:17.244
4 -	1:11.373	52.346	2:03.719	63.43	1.022	14:52:20.963
5 -	1:11.127	51.570	2:02.697 (1)	63.96		14:54:23.660
6 -	1:11.528	51.396	2:02.924 (2)	63.84	0.227	14:56:26.584

P17 112 GP Mas Warren BEESE		Yamaha TZ250L -				
IDEAL LAP TIME : 2:01.284		BEST LAP TIME : 2:01.286		DIFFERENCE : 0.002		
LAP	SECTOR 1	SECTOR 2	LAP TIME	MPH	DIFF	TIME OF DAY
1 -		51.399	2:10.980	59.91	9.694	14:46:09.624
2 -	1:13.650	51.358	2:05.008	62.78	3.722	14:48:14.632
3 -	1:12.495	50.725	2:03.220 (2)	63.69	1.934	14:50:17.852
4 -	1:11.137	52.358	2:03.495 (3)	63.54	2.209	14:52:21.347
5 -	1:17.561	50.270	2:07.831	61.39	6.545	14:54:29.178
6 -	1:11.139	50.147	2:01.286 (1)	64.70		14:56:30.464

P18 29 350cc Derek CRIPPS		Yamaha TZ350G - Team FBR				
IDEAL LAP TIME : 1:50.184		BEST LAP TIME : 1:50.184		DIFFERENCE : 0.000		
LAP	SECTOR 1	SECTOR 2	LAP TIME	MPH	DIFF	TIME OF DAY
1 -		47.198	1:59.979	65.41	9.795	14:45:58.623
2 -	1:03.688	46.496	1:50.184 (1)	71.22		14:47:48.807

International Sidecar Revival Meeting 2023

GP Originals

RACE 11 - BEST SECTORS

SECTOR 1			SECTOR 2			IDEAL / BEST COMPARISON						
POS	NO	NAME	TIME	NO	NAME	TIME	POS	NO	NAME	IDEAL	BEST	DIFF
									PERFECT LAP	1:39.590		
1	75	HART	57.944	55	JACKSON	41.646	1	1	ATKINSON	1:39.747	1:39.765	0.018
2	1	ATKINSON	58.066	1	ATKINSON	41.681	2	75	HART	1:39.921	1:39.921	0.000
3	7	DAVIS	58.071	7	DAVIS	41.870	3	7	DAVIS	1:39.941	1:39.941	0.000
4	55	JACKSON	58.333	75	HART	41.977	4	55	JACKSON	1:39.979	1:39.979	0.000
5	31	STEAD	59.411	97	TAYLOR	42.557	5	31	STEAD	1:42.020	1:42.249	0.229
6	97	TAYLOR	59.861	31	STEAD	42.609	6	97	TAYLOR	1:42.418	1:42.418	0.000
7	26	WAINWRIGHT	1:00.530	26	WAINWRIGHT	42.658	7	26	WAINWRIGHT	1:43.188	1:43.188	0.000
8	8	WILLIAMSON	1:00.613	38	HIGGINS	43.447	8	8	WILLIAMSON	1:44.144	1:44.441	0.297
9	155	CHAPMAN	1:00.676	8	WILLIAMSON	43.531	9	155	CHAPMAN	1:44.448	1:44.448	0.000
10	38	HIGGINS	1:01.181	155	CHAPMAN	43.772	10	38	HIGGINS	1:44.628	1:45.010	0.382
11	14	GREEN	1:02.506	27	LINTON	44.971	11	27	LINTON	1:47.893	1:47.893	0.000
12	88	EDGE	1:02.728	5	BOAM	45.525	12	14	GREEN	1:48.212	1:48.212	0.000
13	27	LINTON	1:02.922	88	EDGE	45.633	13	88	EDGE	1:48.361	1:48.402	0.041
14	5	BOAM	1:03.305	14	GREEN	45.706	14	5	BOAM	1:48.830	1:48.911	0.081
15	29	CRIPPS	1:03.688	3	BEDFORD	46.270	15	29	CRIPPS	1:50.184	1:50.184	0.000
16	3	BEDFORD	1:04.136	29	CRIPPS	46.496	16	3	BEDFORD	1:50.406	1:50.644	0.238
17	6	SKINNER	1:11.127	112	BEESE	50.147	17	112	BEESE	2:01.284	2:01.286	0.002
18	112	BEESE	1:11.137	6	SKINNER	51.396	18	6	SKINNER	2:02.523	2:02.697	0.174

International Sidecar Revival Meeting 2023

GP Originals

RACE 11 - STATISTICS

Competitors Started 18
Planned Start 2023-08-06 @ 15:05:00.000
Actual Start 2023-08-06 @ 14:43:58.643
Finish Time 2023-08-06 @ 14:55:46.351
Track Length 2.1800mi.
Total Laps 119
Total Distance Covered 259.4222mi.

Session Fastest Lap History

NO	CL	NAME	LAP TIME	TIME OF DAY	LAP	VEHICLE
7	350cc	Jason DAVIS	1:41.139	14:47:27.855	2	Yamaha TZ350G
55	350cc	Daniel JACKSON	1:40.851	14:49:10.964	3	Yamaha HARRIS TZ350
7	350cc	Jason DAVIS	1:40.412	14:50:50.184	4	Yamaha TZ350G
55	350cc	Daniel JACKSON	1:40.084	14:50:51.048	4	Yamaha HARRIS TZ350
7	350cc	Jason DAVIS	1:39.941	14:52:30.125	5	Yamaha TZ350G
75	350cc	Ant HART	1:39.921	14:52:30.357	5	Yamaha TZ350
1	350cc	Phil ATKINSON	1:39.765	14:55:51.772	7	Yamaha TZ350

Session Leader History

NO	CL	NAME	FROM LAP	LAPS LED	DISTANCE	VEHICLE
75	350cc	Ant HART	1	1	2.18 miles	Yamaha TZ350
7	350cc	Jason DAVIS	2	6	13.08 miles	Yamaha TZ350G

Flag History

TYPE	TIME OF DAY
GREEN	14:43:58.643
FINISH	14:55:46.351

Flag Statistics

TYPE	COUNT	TOTAL LAPS	TOTAL TIME
Green	1	7	13:16.309
Red	0	0	0.000
Safety Car	0	0	0.000
FCY	0	0	0.000

International Sidecar Revival Meeting 2023

GP Originals

RACE 11 - STATISTICS

CLASS : 350cc

9 Starters

Fastest Lap History

NO	NAME	LAP TIME	TIME OF DAY	LAP	VEHICLE
7	Jason DAVIS	1:41.139	14:47:27.855	2	Yamaha TZ350G
55	Daniel JACKSON	1:40.851	14:49:10.964	3	Yamaha HARRIS TZ350
7	Jason DAVIS	1:40.412	14:50:50.184	4	Yamaha TZ350G
55	Daniel JACKSON	1:40.084	14:50:51.048	4	Yamaha HARRIS TZ350
7	Jason DAVIS	1:39.941	14:52:30.125	5	Yamaha TZ350G
75	Ant HART	1:39.921	14:52:30.357	5	Yamaha TZ350
1	Phil ATKINSON	1:39.765	14:55:51.772	7	Yamaha TZ350

Leader History

NO	NAME	FROM LAP	LAPS LED	DISTANCE	VEHICLE
75	Ant HART	1	1	2.18 miles	Yamaha TZ350
7	Jason DAVIS	2	6	13.08 miles	Yamaha TZ350G

International Sidecar Revival Meeting 2023

GP Originals

RACE 11 - STATISTICS

CLASS : 250cc

2 Starters

Fastest Lap History

NO	NAME	LAP TIME	TIME OF DAY	LAP	VEHICLE
31	Phil STEAD	1:42.249	14:47:29.822	2	Yamaha TZ 250L

Leader History

NO	NAME	FROM LAP	LAPS LED	DISTANCE	VEHICLE
31	Phil STEAD	1	7	15.26 miles	Yamaha TZ 250L

International Sidecar Revival Meeting 2023

GP Originals

RACE 11 - STATISTICS

CLASS : GP Mas

7 Starters

Fastest Lap History

NO	NAME	LAP TIME	TIME OF DAY	LAP	VEHICLE
8	Nick WILLIAMSON	1:45.605	14:47:36.046	2	Yamaha TZ350G
38	Darrell HIGGINS	1:45.419	14:47:37.389	2	Yamaha TZ350
8	Nick WILLIAMSON	1:44.990	14:49:21.035	3	Yamaha TZ350G
8	Nick WILLIAMSON	1:44.441	14:51:05.477	4	Yamaha TZ350G

Leader History

NO	NAME	FROM LAP	LAPS LED	DISTANCE	VEHICLE
8	Nick WILLIAMSON	1	7	15.26 miles	Yamaha TZ350G



Bonhams



LANSDOWNE CLASSIC SERIES



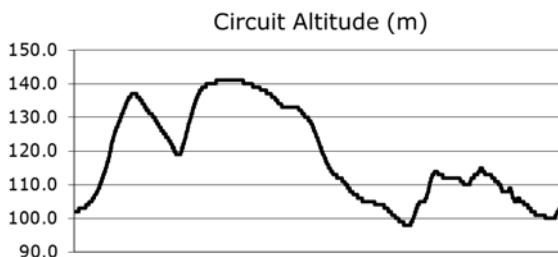
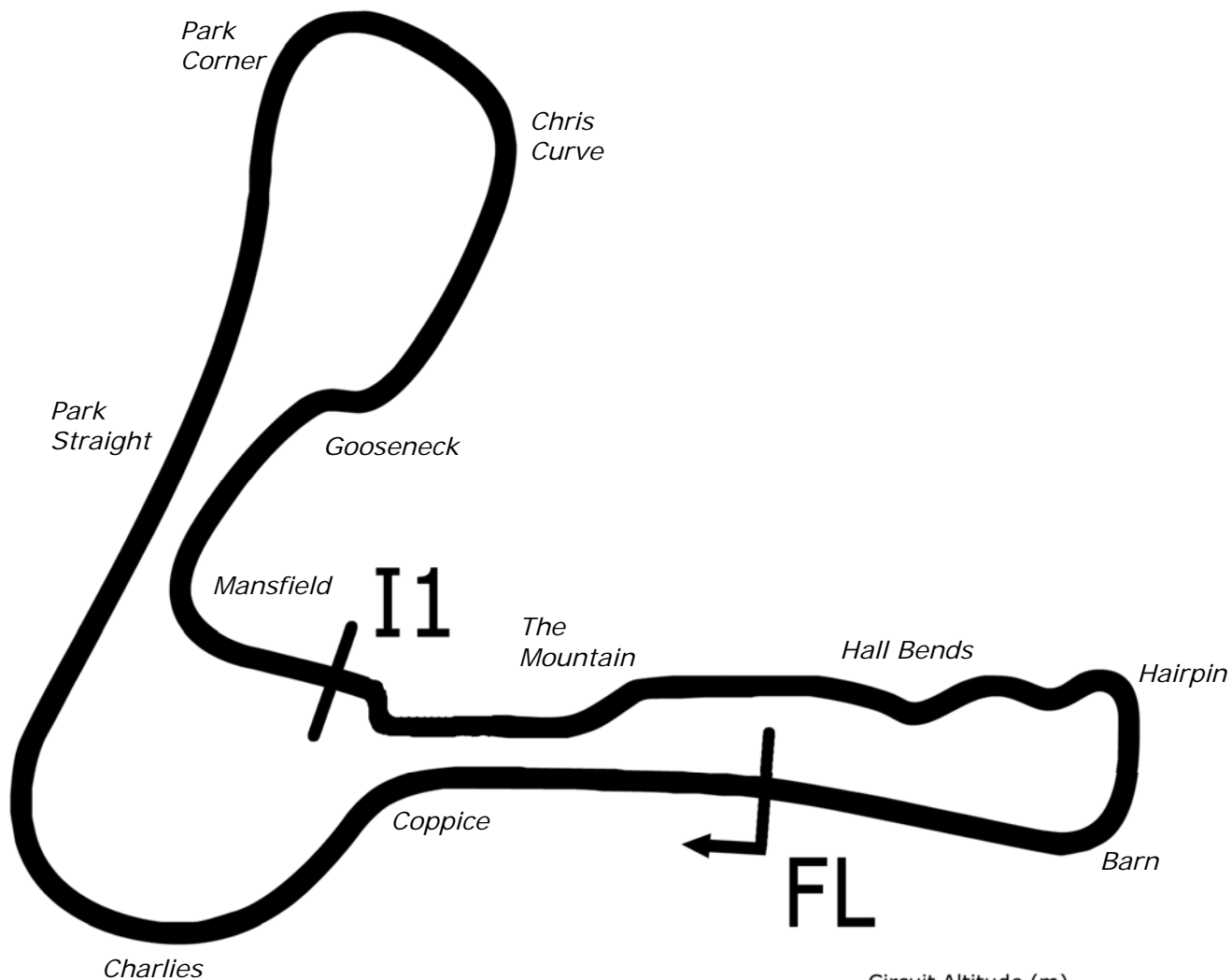
International Sidecar Revival
Cadwell Park
5th / 6th August 2023



Timing & Results Provided by Timing Solutions Ltd

www.tsl-timing.com

Cadwell Park



Length	2.1800 miles	3508.4 m	
FL		53.31024 N	0.05940 W
I1	2330m	53.30708 N	0.06270 W
Pit Entry	3472m	53.31103 N	0.05889 W
Pit Exit	0m after FL	53.31030 N	0.05940 W
Pit Entry-Pit Exit 92m, 6.6s @50kph, 5.5s @60kph			

All results available at www.tsl-timing.com



International Sidecar Revival Meeting 2023

The Lansdowne Classic Series

QUALIFYING - CLASSIFICATION

POS	NO	CL	PIC NAME	ENTRY	TIME	ON	LAPS	GAP	DIFF	MPH
1	57	11A	1 Mike SMITH	Norton MANX - Smiffs Garage	2:10.865	6	6			59.97
2	22	11A	2 Tony PERKIN	Norton MANX - Geartech	2:11.700	5	6	0.835	0.835	59.59
3	137	11A	3 Daniel JACKSON	Matchless G50 - Team Sigie racing	2:12.842	6	6	1.977	1.142	59.07
4	74	11B	1 Jamie O'BRIEN	Oakden Norton MANX - Windy shed classics	2:12.959	4	4	2.094	0.117	59.02
5	50	11A	4 George THOMAS	Dunnell Manx 500CC - Tony Dunnell	2:16.117	3	6	5.252	3.158	57.65
6	56	11B	2 Matthew HEBB	Norton MANX -	2:18.994	6	6	8.129	2.877	56.46
7	52	11B	3 Robin STOKES	Norton MANX - Cliff Ransley	2:21.075	6	6	10.210	2.081	55.63
8	129	11A	5 Luke BAILEY	Matchless G50 - Holman Wilfley LTD	2:21.415	5	5	10.550	0.340	55.49
9	77	11B	4 Andrew GLASGOW	Norton MANX - Hiab service (hw) ltd	2:22.651	4	4	11.786	1.236	55.01
10	45	11B	5 Sebastian PEREZ	Matchless G50 -	2:24.993	4	4	14.128	2.342	54.12
11	53	11B	6 Richard DAWSON	Norton MANX -	2:26.481	6	6	15.616	1.488	53.57
12	3	11B	7 Nick BEDFORD	Norton MANX - Banx Race Paint	2:27.094	5	6	16.229	0.613	53.35
13	72	11C	1 John CRAGG	Norton MANX -	2:28.473	5	5	17.608	1.379	52.85
14	631	11B	8 Angela CRAGG	Norton DOMINATOR -	2:37.443	2	2	26.578	8.970	49.84
15	59	11C	2 David HEBB	Norton MANX -	2:38.807	5	5	27.942	1.364	49.41
16	8	11B	9 Jimmy MAY	Norton Manx 30M -	2:39.373	2	5	28.508	0.566	49.24
17	65	11B	10 Ken PERCH	Norton MANX -	2:48.967	2	2	38.102	9.594	46.44
18	54	11C	3 Cliff RANSLEY	Norton MANX -	2:49.269	2	2	38.404	0.302	46.36
19	26	11D	1 Paul STEPHEN	Norton INTERNATIONAL 40M -			0			
20	39	11B	11 Alex WILLIAMS	Matchless G50 - Roger Skipp			0			

Weather / Track : Rain / Wet

These results are provisional until the conclusion of any judicial and technical matters.

Cadwell Park: 2.1800 miles

Date: 05/08/2023 Start: 09:39 Finish: 09:53

Clerk Of Course :	Stewards :	Timekeeper : <i>Craig Smith</i>
-------------------	------------	------------------------------------

Results can be found at www.tsl-timing.com

Printed - 09:56 Saturday, 05 August 2023



International Sidecar Revival Meeting 2023

The Lansdowne Classic Series

QUALIFYING - SECTOR ANALYSIS



SECTOR 1 = FL to I1, SECTOR 2 = I1 to FL, DIFF = Difference To Personal Best Lap, P = Crossed Finish Line in Pit Lane, D = Time Disallowed

P1		57 11A		Mike SMITH		Norton MANX - Smiffs Garage	
IDEAL LAP TIME : 2:10.730		BEST LAP TIME : 2:10.865		DIFFERENCE : 0.135			
LAP	SECTOR 1	SECTOR 2	LAP TIME	MPH	DIFF	TIME OF DAY	
1 -	1:24.893	1:02.514	2:27.407	53.24	16.542	09:43:04.790	
2 -	1:20.880	1:00.382	2:21.262	55.55	10.397	09:45:26.052	
3 -	1:18.291	57.637	2:15.928	57.73	5.063	09:47:41.980	
4 -	1:18.067	56.144	2:14.211 (3)	58.47	3.346	09:49:56.191	
5 -	1:15.354	55.956	2:11.310 (2)	59.76	0.445	09:52:07.501	
6 -	1:14.774	56.091	2:10.865 (1)	59.97		09:54:18.366	

P2		22 11A		Tony PERKIN		Norton MANX - Geartech	
IDEAL LAP TIME : 2:11.626		BEST LAP TIME : 2:11.700		DIFFERENCE : 0.074			
LAP	SECTOR 1	SECTOR 2	LAP TIME	MPH	DIFF	TIME OF DAY	
1 -	1:30.836	1:00.613	2:31.449	51.81	19.749	09:42:34.174	
2 -	1:20.254	57.066	2:17.320	57.15	5.620	09:44:51.494	
3 -	1:18.257	56.596	2:14.853	58.19	3.153	09:47:06.347	
4 -	1:17.112	55.607	2:12.719 (3)	59.13	1.019	09:49:19.066	
5 -	1:16.035	55.665	2:11.700 (1)	59.59		09:51:30.766	
6 -	1:16.351	55.591	2:11.942 (2)	59.48	0.242	09:53:42.708	

P3		137 11A		Daniel JACKSON		Matchless G50 - Team Sigie racing	
IDEAL LAP TIME : 2:12.066		BEST LAP TIME : 2:12.842		DIFFERENCE : 0.776			
LAP	SECTOR 1	SECTOR 2	LAP TIME	MPH	DIFF	TIME OF DAY	
1 -	1:25.427	1:00.402	2:25.829	53.81	12.987	09:43:01.561	
2 -	1:20.361	57.490	2:17.851	56.93	5.009	09:45:19.412	
3 -	1:19.901	56.486	2:16.387	57.54	3.545	09:47:35.799	
4 -	1:19.294	55.299	2:14.593 (3)	58.30	1.751	09:49:50.392	
5 -	1:17.286	55.653	2:12.939 (2)	59.03	0.097	09:52:03.331	
6 -	1:18.062	54.780	2:12.842 (1)	59.07		09:54:16.173	

P4		74 11B		Jamie O'BRIEN		Oakden Norton MANX - Windy shed classics	
IDEAL LAP TIME : 2:12.959		BEST LAP TIME : 2:12.959		DIFFERENCE : 0.000			
LAP	SECTOR 1	SECTOR 2	LAP TIME	MPH	DIFF	TIME OF DAY	
1 -	1:21.057	57.178	2:18.235	56.77	5.276	09:42:12.352	
2 -	1:18.862	55.930	2:14.792 (3)	58.22	1.833	09:44:27.144	
3 -	1:17.901	55.827	2:13.728 (2)	58.68	0.769	09:46:40.872	
4 -	1:17.565	55.394	2:12.959 (1)	59.02		09:48:53.831	

P5		50 11A		George THOMAS		Dunnell Manx 500CC - Tony Dunnell	
IDEAL LAP TIME : 2:15.951		BEST LAP TIME : 2:16.117		DIFFERENCE : 0.166			
LAP	SECTOR 1	SECTOR 2	LAP TIME	MPH	DIFF	TIME OF DAY	
1 -	1:20.677	58.736	2:19.413	56.29	3.296	09:42:15.301	
2 -	1:19.664	57.898	2:17.562	57.05	1.445	09:44:32.863	
3 -	1:18.816	57.301	2:16.117 (1)	57.65		09:46:48.980	
4 -	1:18.886	57.393	2:16.279 (3)	57.58	0.162	09:49:05.259	
5 -	1:19.186	58.497	2:17.683	57.00	1.566	09:51:22.942	
6 -	1:19.064	57.135	2:16.199 (2)	57.62	0.082	09:53:39.141	

P6		56 11B		Matthew HEBB		Norton MANX -	
IDEAL LAP TIME : 2:18.994		BEST LAP TIME : 2:18.994		DIFFERENCE : 0.000			
LAP	SECTOR 1	SECTOR 2	LAP TIME	MPH	DIFF	TIME OF DAY	
1 -	1:32.115	1:04.266	2:36.381	50.18	17.387	09:42:41.414	
2 -	1:26.192	1:02.840	2:29.032	52.66	10.038	09:45:10.446	
3 -	1:26.519	1:01.314	2:27.833	53.08	8.839	09:47:38.279	
4 -	1:24.883	1:00.481	2:25.364 (3)	53.98	6.370	09:50:03.643	
5 -	1:23.146	58.482	2:21.628 (2)	55.41	2.634	09:52:25.271	
6 -	1:21.641	57.353	2:18.994 (1)	56.46		09:54:44.265	

International Sidecar Revival Meeting 2023

The Lansdowne Classic Series

QUALIFYING - SECTOR ANALYSIS



SECTOR 1 = FL to I1, SECTOR 2 = I1 to FL, DIFF = Difference To Personal Best Lap, P = Crossed Finish Line in Pit Lane, D = Time Disallowed

P7 52 11B Robin STOKES			Norton MANX - Cliff Ransley			
IDEAL LAP TIME : 2:20.523		BEST LAP TIME : 2:21.075		DIFFERENCE : 0.552		
LAP	SECTOR 1	SECTOR 2	LAP TIME	MPH	DIFF	TIME OF DAY
1 -	1:30.966	1:03.925	2:34.891	50.66	13.816	09:42:39.271
2 -	1:26.673	1:03.668	2:30.341	52.20	9.266	09:45:09.612
3 -	1:23.755	1:01.236	2:24.991	54.12	3.916	09:47:34.603
4 -	1:22.453	1:00.604	2:23.057 (3)	54.85	1.982	09:49:57.660
5 -	1:21.331	1:00.690	2:22.021 (2)	55.25	0.946	09:52:19.681
6 -	1:21.883	59.192	2:21.075 (1)	55.63		09:54:40.756

P8 129 11A Luke BAILEY			Matchless G50 - Holman Wilfley LTD			
IDEAL LAP TIME : 2:20.557		BEST LAP TIME : 2:21.415		DIFFERENCE : 0.858		
LAP	SECTOR 1	SECTOR 2	LAP TIME	MPH	DIFF	TIME OF DAY
1 -	1:28.425	1:00.971	2:29.396	52.53	7.981	09:42:28.075
2 -	1:26.963	59.649	2:26.612	53.52	5.197	09:44:54.687
3 -	1:24.862	59.748	2:24.610 (3)	54.27	3.195	09:47:19.297
4 -	1:23.599	58.688	2:22.287 (2)	55.15	0.872	09:49:41.584
5 -	1:23.702	57.713	2:21.415 (1)	55.49		09:52:02.999

P9 77 11B Andrew GLASGOW			Norton MANX - Hiab service (hw) ltd			
IDEAL LAP TIME : 2:22.651		BEST LAP TIME : 2:22.651		DIFFERENCE : 0.000		
LAP	SECTOR 1	SECTOR 2	LAP TIME	MPH	DIFF	TIME OF DAY
1 -	1:31.205	1:06.771	2:37.976	49.67	15.325	09:42:49.538
2 -	1:27.484	1:00.190	2:27.674 (3)	53.14	5.023	09:45:17.212
3 -	1:24.711	59.482	2:24.193 (2)	54.42	1.542	09:47:41.405
4 -	1:23.437	59.214	2:22.651 (1)	55.01		09:50:04.056

P10 45 11B Sebastian PEREZ			Matchless G50 -			
IDEAL LAP TIME : 2:24.993		BEST LAP TIME : 2:24.993		DIFFERENCE : 0.000		
LAP	SECTOR 1	SECTOR 2	LAP TIME	MPH	DIFF	TIME OF DAY
1 -	1:33.090	1:06.966	2:40.056	49.03	15.063	09:42:49.155
2 -	1:27.189	1:02.512	2:29.701 (3)	52.42	4.708	09:45:18.856
3 -	1:25.574	1:01.213	2:26.787 (2)	53.46	1.794	09:47:45.643
4 -	1:24.599	1:00.394	2:24.993 (1)	54.12		09:50:10.636

P11 53 11B Richard DAWSON			Norton MANX -			
IDEAL LAP TIME : 2:26.240		BEST LAP TIME : 2:26.481		DIFFERENCE : 0.241		
LAP	SECTOR 1	SECTOR 2	LAP TIME	MPH	DIFF	TIME OF DAY
1 -	1:32.724	1:03.487	2:36.211	50.24	9.730	09:42:40.018
2 -	1:26.641	1:03.295	2:29.936	52.34	3.455	09:45:09.954
3 -	1:24.590	1:02.280	2:26.870 (3)	53.43	0.389	09:47:36.824
4 -	1:24.645	1:02.028	2:26.673 (2)	53.50	0.192	09:50:03.497
5 -	1:27.156	1:02.096	2:29.252	52.58	2.771	09:52:32.749
6 -	1:24.831	1:01.650	2:26.481 (1)	53.57		09:54:59.230

P12 3 11B Nick BEDFORD			Norton MANX - Banx Race Paint			
IDEAL LAP TIME : 2:26.926		BEST LAP TIME : 2:27.094		DIFFERENCE : 0.168		
LAP	SECTOR 1	SECTOR 2	LAP TIME	MPH	DIFF	TIME OF DAY
1 -	1:28.662	1:04.802	2:33.464	51.13	6.370	09:42:42.853
2 -	1:25.837	1:04.375	2:30.212	52.24	3.118	09:45:13.065
3 -	1:25.483	1:02.784	2:28.267 (3)	52.93	1.173	09:47:41.332
4 -	1:26.359	1:02.564	2:28.923	52.69	1.829	09:50:10.255
5 -	1:24.497	1:02.597	2:27.094 (1)	53.35		09:52:37.349
6 -	1:25.267	1:02.429	2:27.696 (2)	53.13	0.602	09:55:05.045

International Sidecar Revival Meeting 2023

The Lansdowne Classic Series

QUALIFYING - SECTOR ANALYSIS



SECTOR 1 = FL to I1, SECTOR 2 = I1 to FL, DIFF = Difference To Personal Best Lap, P = Crossed Finish Line in Pit Lane, D = Time Disallowed

P13	72	11C	John CRAGG	Norton MANX -		
IDEAL LAP TIME : 2:28.345		BEST LAP TIME : 2:28.473		DIFFERENCE : 0.128		

LAP	SECTOR 1	SECTOR 2	LAP TIME	MPH	DIFF	TIME OF DAY
1 -	1:32.233	1:06.119	2:38.352	49.56	9.879	09:42:54.592
2 -	1:27.236	1:05.755	2:32.991	51.29	4.518	09:45:27.583
3 -	1:28.617	1:04.085	2:32.702 (3)	51.39	4.229	09:48:00.285
4 -	1:25.802	1:03.675	2:29.477 (2)	52.50	1.004	09:50:29.762
5 -	1:24.701	1:03.772	2:28.473 (1)	52.85		09:52:58.235

P14	631	11B	Angela CRAGG	Norton DOMINATOR -		
IDEAL LAP TIME : 2:37.443		BEST LAP TIME : 2:37.443		DIFFERENCE : 0.000		

LAP	SECTOR 1	SECTOR 2	LAP TIME	MPH	DIFF	TIME OF DAY
1 -	1:32.811	1:08.151	2:40.962 (2)	48.75	3.519	09:42:49.129
2 -	1:31.273	1:06.170	2:37.443 (1)	49.84		09:45:26.572

P15	59	11C	David HEBB	Norton MANX -		
IDEAL LAP TIME : 2:38.653		BEST LAP TIME : 2:38.807		DIFFERENCE : 0.154		

LAP	SECTOR 1	SECTOR 2	LAP TIME	MPH	DIFF	TIME OF DAY
1 -	1:42.419	1:12.290	2:54.709	44.92	15.902	09:43:11.903
2 -	1:38.683	1:10.795	2:49.478	46.30	10.671	09:46:01.381
3 -	1:37.448	1:08.910	2:46.358 (3)	47.17	7.551	09:48:47.739
4 -	1:34.543	1:07.551	2:42.094 (2)	48.41	3.287	09:51:29.833
5 -	1:31.102	1:07.705	2:38.807 (1)	49.41		09:54:08.640

P16	8	11B	Jimmy MAY	Norton Manx 30M -		
IDEAL LAP TIME : 2:39.373		BEST LAP TIME : 2:39.373		DIFFERENCE : 0.000		

LAP	SECTOR 1	SECTOR 2	LAP TIME	MPH	DIFF	TIME OF DAY
1 -	1:37.320	1:07.788	2:45.108 (3)	47.53	5.735	09:42:57.441
2 -	1:35.035	1:04.338	2:39.373 (1)	49.24		09:45:36.814
3 -	1:35.374	1:05.145	2:40.519 (2)	48.89	1.146	09:48:17.333
4 -	1:39.308	1:06.938	2:46.246	47.20	6.873	09:51:03.579
5 -	1:39.209	1:08.208	2:47.417	46.87	8.044	09:53:50.996

P17	65	11B	Ken PERCH	Norton MANX -		
IDEAL LAP TIME : 2:48.967		BEST LAP TIME : 2:48.967		DIFFERENCE : 0.000		

LAP	SECTOR 1	SECTOR 2	LAP TIME	MPH	DIFF	TIME OF DAY
1 -	1:42.772	1:10.016	2:52.788 (2)	45.42	3.821	09:43:12.917
2 -	1:39.444	1:09.523	2:48.967 (1)	46.44		09:46:01.884

P18	54	11C	Cliff RANSLEY	Norton MANX -		
IDEAL LAP TIME : 2:48.221		BEST LAP TIME : 2:49.269		DIFFERENCE : 1.048		

LAP	SECTOR 1	SECTOR 2	LAP TIME	MPH	DIFF	TIME OF DAY
1 -	1:42.694	1:11.298	2:53.992 (2)	45.10	4.723	09:43:12.552
2 -	1:38.638	1:10.631	2:49.269 (1)	46.36		09:46:01.821

International Sidecar Revival Meeting 2023

The Lansdowne Classic Series

QUALIFYING - BEST SECTORS

SECTOR 1			SECTOR 2			IDEAL / BEST COMPARISON						
POS	NO	NAME	TIME	NO	NAME	TIME	POS	NO	NAME	IDEAL	BEST	DIFF
									PERFECT LAP	2:09.554		
1	57	SMITH	1:14.774	137	JACKSON	54.780	1	57	SMITH	2:10.730	2:10.865	0.135
2	22	PERKIN	1:16.035	74	O'BRIEN	55.394	2	22	PERKIN	2:11.626	2:11.700	0.074
3	137	JACKSON	1:17.286	22	PERKIN	55.591	3	137	JACKSON	2:12.066	2:12.842	0.776
4	74	O'BRIEN	1:17.565	57	SMITH	55.956	4	74	O'BRIEN	2:12.959	2:12.959	0.000
5	50	THOMAS	1:18.816	50	THOMAS	57.135	5	50	THOMAS	2:15.951	2:16.117	0.166
6	52	STOKES	1:21.331	56	HEBB	57.353	6	56	HEBB	2:18.994	2:18.994	0.000
7	56	HEBB	1:21.641	129	BAILEY	57.713	7	52	STOKES	2:20.523	2:21.075	0.552
8	129	BAILEY	1:22.844	52	STOKES	59.192	8	129	BAILEY	2:20.557	2:21.415	0.858
9	77	GLASGOW	1:23.437	77	GLASGOW	59.214	9	77	GLASGOW	2:22.651	2:22.651	0.000
10	3	BEDFORD	1:24.497	45	PEREZ	1:00.394	10	45	PEREZ	2:24.993	2:24.993	0.000
11	53	DAWSON	1:24.590	53	DAWSON	1:01.650	11	53	DAWSON	2:26.240	2:26.481	0.241
12	45	PEREZ	1:24.599	3	BEDFORD	1:02.429	12	3	BEDFORD	2:26.926	2:27.094	0.168
13	72	CRAGG	1:24.670	72	CRAGG	1:03.675	13	72	CRAGG	2:28.345	2:28.473	0.128
14	59	HEBB	1:31.102	8	MAY	1:04.338	14	631	CRAGG	2:37.443	2:37.443	0.000
15	631	CRAGG	1:31.273	631	CRAGG	1:06.170	15	59	HEBB	2:38.653	2:38.807	0.154
16	8	MAY	1:35.035	59	HEBB	1:07.551	16	8	MAY	2:39.373	2:39.373	0.000
17	26	STEPHEN	1:36.111	65	PERCH	1:09.523	17	54	RANSLEY	2:48.221	2:49.269	1.048
18	54	RANSLEY	1:37.590	54	RANSLEY	1:10.631	18	65	PERCH	2:48.967	2:48.967	0.000
19	65	PERCH	1:39.444									
20	39	WILLIAMS	1:44.382									

International Sidecar Revival Meeting 2023

The Lansdowne Classic Series

QUALIFYING - STATISTICS

Competitors Started 20
Planned Start 2023-08-05 @ 09:34:00.000
Actual Start 2023-08-05 @ 09:39:10.566
Finish Time 2023-08-05 @ 09:53:32.593
Track Length 2.1800mi.
Total Laps 86
Total Distance Covered 187.4816mi.

Session Fastest Lap History

NO	CL	NAME	LAP TIME	TIME OF DAY	LAP	VEHICLE
74	11B	Jamie O'BRIEN	2:18.235	09:42:12.364	1	Oakden Norton MANX
74	11B	Jamie O'BRIEN	2:14.792	09:44:27.155	2	Oakden Norton MANX
74	11B	Jamie O'BRIEN	2:13.728	09:46:40.883	3	Oakden Norton MANX
74	11B	Jamie O'BRIEN	2:12.959	09:48:53.842	4	Oakden Norton MANX
22	11A	Tony PERKIN	2:12.719	09:49:19.078	4	Norton MANX
22	11A	Tony PERKIN	2:11.700	09:51:30.778	5	Norton MANX
57	11A	Mike SMITH	2:11.310	09:52:07.515	5	Norton MANX
57	11A	Mike SMITH	2:10.865	09:54:18.379	6	Norton MANX

Flag History

TYPE	TIME OF DAY
GREEN	09:39:10.566
FINISH	09:53:32.593

Flag Statistics

TYPE	COUNT	TOTAL LAPS	TOTAL TIME
Green	1	6	16:50.826
Red	0	0	0.000
Safety Car	0	0	0.000
FCY	0	0	0.000

International Sidecar Revival Meeting 2023

The Lansdowne Classic Series

QUALIFYING - STATISTICS

CLASS : 11A

5 Starters

Fastest Lap History

NO	NAME	LAP TIME	TIME OF DAY	LAP	VEHICLE
50	George THOMAS	2:19.413	09:42:15.324	1	Dunnell Manx 500CC
50	George THOMAS	2:17.562	09:44:32.886	2	Dunnell Manx 500CC
22	Tony PERKIN	2:17.320	09:44:51.506	2	Norton MANX
50	George THOMAS	2:16.117	09:46:49.003	3	Dunnell Manx 500CC
22	Tony PERKIN	2:14.853	09:47:06.360	3	Norton MANX
22	Tony PERKIN	2:12.719	09:49:19.078	4	Norton MANX
22	Tony PERKIN	2:11.700	09:51:30.778	5	Norton MANX
57	Mike SMITH	2:11.310	09:52:07.515	5	Norton MANX
57	Mike SMITH	2:10.865	09:54:18.379	6	Norton MANX

International Sidecar Revival Meeting 2023

The Lansdowne Classic Series

QUALIFYING - STATISTICS

CLASS : 11B

11 Starters

Fastest Lap History

NO	NAME	LAP TIME	TIME OF DAY	LAP	VEHICLE
74	Jamie O'BRIEN	2:18.235	09:42:12.364	1	Oakden Norton MANX
74	Jamie O'BRIEN	2:14.792	09:44:27.155	2	Oakden Norton MANX
74	Jamie O'BRIEN	2:13.728	09:46:40.883	3	Oakden Norton MANX
74	Jamie O'BRIEN	2:12.959	09:48:53.842	4	Oakden Norton MANX

International Sidecar Revival Meeting 2023

The Lansdowne Classic Series

QUALIFYING - STATISTICS

CLASS : 11C

3 Starters

Fastest Lap History

NO	NAME	LAP TIME	TIME OF DAY	LAP	VEHICLE
72	John CRAGG	2:38.352	09:42:54.604	1	Norton MANX
72	John CRAGG	2:32.991	09:45:27.596	2	Norton MANX
72	John CRAGG	2:32.702	09:48:00.297	3	Norton MANX
72	John CRAGG	2:29.477	09:50:29.775	4	Norton MANX
72	John CRAGG	2:28.473	09:52:58.248	5	Norton MANX



International Sidecar Revival Meeting 2023

The Lansdowne Classic Series

RACES 3 & 9 (SAT), 6 & 14 (SUN) - GRID

ROW 8	22	63	Harry COLE	23	111	Ian AUSTIN	24		
ROW 7	19	26	Paul STEPHEN	20	39	Alex WILLIAMS	21	25	Mike FARRALL
ROW 6	16	8	Jimmy MAY	17	65	Ken PERCH	18	54	Cliff RANSLEY
ROW 5	13	72	John CRAGG	14	631	Angela CRAGG	15	59	David HEBB
ROW 4	10	45	Sebastian PEREZ	11	53	Richard DAWSON	12	3	Nick BEDFORD
ROW 3	7	52	Robin STOKES	8	129	Luke BAILEY	9	77	Andrew GLASGOW
ROW 2	4	74	Jamie O'BRIEN	5	50	George THOMAS	6	56	Matthew HEBB
ROW 1	1	57	Mike SMITH	2	22	Tony PERKIN	3	137	Daniel JACKSON

Pole

Cadwell Park: 2.1800 miles

These results are provisional until the conclusion of any judicial and technical matters.

Clerk Of Course :

Stewards :

Timekeeper :

Craig Smith

Results can be found at www.tsl-timing.com

Printed - 09:58 Saturday, 05 August 2023





International Sidecar Revival Meeting 2023

The Lansdowne Classic Series

RACE 3 - CLASSIFICATION

POS	NO	CL	PIC	NAME	ENTRY	LAPS	TIME	GAP	DIFF	MPH	BEST	ON
1	137	11A	1	Daniel JACKSON	Matchless G50 - Team Sigie racing	6	12:34.975			62.37	2:02.719	4
2	22	11A	2	Tony PERKIN	Norton MANX - Geartech	6	12:36.358	1.383	1.383	62.25	2:02.980	4
3	57	11A	3	Mike SMITH	Norton MANX - Smiffs Garage	6	12:52.514	17.539	16.156	60.95	2:06.035	5
4	74	11B	1	Jamie O'BRIEN	Oakden Norton MANX - Windy shed classics	6	12:54.694	19.719	2.180	60.78	2:06.280	5
5	50	11A	4	George THOMAS	Dunnell Manx 500CC - Tony Dunnell	6	13:03.316	28.341	8.622	60.11	2:07.849	3
6	56	11B	2	Matthew HEBB	Norton MANX -	6	13:30.273	55.298	26.957	58.11	2:12.945	5
7	52	11B	3	Robin STOKES	Norton MANX - Cliff Ransley	6	13:30.316	55.341	0.043	58.11	2:12.272	6
8	77	11B	4	Andrew GLASGOW	Norton MANX - Hiab service (hw) ltd	6	13:42.991	1:08.016	12.675	57.21	2:11.945	6
9	129	11A	5	Luke BAILEY	Matchless G50 - Holman Wilfley LTD	6	13:43.516	1:08.541	0.525	57.17	2:12.994	6
10	3	11B	5	Nick BEDFORD	Norton MANX - Banx Race Paint	6	13:55.557	1:20.582	12.041	56.35	2:17.208	2
11	53	11B	6	Richard DAWSON	Norton MANX -	6	14:01.830	1:26.855	6.273	55.93	2:18.196	2
12	72	11C	1	John CRAGG	Norton MANX -	6	14:16.175	1:41.200	14.345	54.99	2:19.410	6
13	39	11B	7	Alex WILLIAMS	Matchless G50 - Roger Skipp	6	14:50.922	2:15.947	34.747	52.85	2:21.196	5
14	59	11C	2	David HEBB	Norton MANX -	5	12:41.400	1 Lap	1 Lap	51.53	2:28.312	5
15	8	11B	8	Jimmy MAY	Norton Manx 30M -	5	12:57.203	1 Lap	15.803	50.48	2:30.522	4
16	65	11B	9	Ken PERCH	Norton MANX -	5	13:02.699	1 Lap	5.496	50.13	2:28.023	5
17	54	11C	3	Cliff RANSLEY	Norton MANX -	5	13:02.955	1 Lap	0.256	50.11	2:34.087	3

NOT CLASSIFIED

DNF	26*	11D		Paul STEPHEN	Norton INTERNATIONAL 40M -	4	9:36.073	2 Laps	1 Lap	54.49	2:16.617	4
DNF	631	11B		Angela CRAGG	Norton DOMINATOR -	2	5:01.221	4 Laps	2 Laps	52.10	2:27.846	2

FASTEST LAP

137	11A			Daniel JACKSON	Matchless G50 - Team Sigie racing	4	2:02.719		63.95 mph		102.92 kph	
74	11B			Jamie O'BRIEN	Oakden Norton MANX - Windy shed classics	5	2:06.280		62.14 mph		100.01 kph	
26	11D			Paul STEPHEN	Norton INTERNATIONAL 40M -	4	2:16.617		57.44 mph		92.44 kph	
72	11C			John CRAGG	Norton MANX -	6	2:19.410		56.29 mph		90.59 kph	

Bike 26 - 10 second penalty for jump start
 Class 11A - 92.5% of Race Speed = 57.69 mph
 Class 11B - 92.5% of Race Speed = 56.22 mph
 Class 11C - 92.5% of Race Speed = 50.86 mph

Weather / Track : Cloudy / Wet

These results are provisional until the conclusion of any judicial and technical matters.

Race Distance: 6 Laps / 13.08 miles

Cadwell Park: 2.1800 miles

Date: 05/08/2023 Start: 13:14 Finish: 13:27

Clerk Of Course :

Stewards :

Timekeeper :

Craig Smith

Results can be found at www.tsl-timing.com

Printed - 13:30 Saturday, 05 August 2023



International Sidecar Revival Meeting 2023

The Lansdowne Classic Series

RACE 3 - LAP CHART

LAP 1 @ 13:17:08.285

NO	BEHIND	LAP TIME
22		2:12.909
137	2.159	2:15.068
57	2.625	2:15.534
50	3.417	2:16.326
74	3.625	2:16.534
56	6.776	2:19.685
52	8.333	2:21.242
53	10.085	2:22.994
129	12.012	2:24.921
3	12.925	2:25.834
77	13.018	2:25.927
26	19.084	2:31.993
72	20.295	2:33.204
631	20.466	2:33.375
65	29.086	2:41.995
8	29.457	2:42.366
59	29.756	2:42.665
39	29.909	2:42.818
54	30.426	2:43.335

LAP 2 @ 13:19:16.391

NO	BEHIND	LAP TIME
22		2:08.106
137	0.155	2:06.102
57	2.787	2:08.268
50	3.782	2:08.471
74	4.194	2:08.675
56	12.729	2:14.059
52	15.593	2:15.366
53	20.175	2:18.196
129	20.452	2:16.546
77	21.256	2:16.344
3	22.027	2:17.208
26	31.285	2:20.307
72	34.636	2:22.447
631	40.206	2:27.846
59	54.157	2:32.507
39	54.577	2:32.774
54	57.495	2:35.175
8	57.662	2:36.311
65	1:00.924	2:39.944

LAP 3 @ 13:21:21.680

NO	BEHIND	LAP TIME
137		2:05.134
22	0.949	2:06.238
57	5.206	2:07.708
50	6.342	2:07.849
74	7.024	2:08.119
56	22.663	2:15.223
52	24.700	2:14.396
53	33.859	2:18.973
129	34.364	2:19.201
77	34.919	2:18.952
3	35.387	2:18.649
26	43.152	2:17.156
72	49.771	2:20.424
59	1:17.812	2:28.944
39	1:18.271	2:28.983
8	1:23.589	2:31.216
54	1:26.293	2:34.087
65	1:32.206	2:36.571

LAP 4 @ 13:23:24.399

NO	BEHIND	LAP TIME
137		2:02.719
22	1.210	2:02.980
57	10.531	2:08.044
74	10.636	2:06.331
50	15.287	2:11.664
56	34.434	2:14.490
52	36.156	2:14.175
129	46.581	2:14.936
77	47.023	2:14.823
3	50.082	2:17.414
53	51.236	2:20.096
26	57.050	2:16.617
72	1:07.176	2:20.124
39	1:39.187	2:23.635
59	1:44.065	2:28.972
8	1:51.392	2:30.522
54	1:58.228	2:34.654

LAP 5 @ 13:25:27.324

NO	BEHIND	LAP TIME
137		2:02.925
22	1.267	2:02.982
65	1 Lap	2:36.166
57	13.641	2:06.035
74	13.991	2:06.280
50	21.471	2:09.109
56	44.454	2:12.945
52	46.096	2:12.865
129	58.574	2:14.918
77	59.098	2:15.000
3	1:06.168	2:19.011
53	1:08.885	2:20.574
72	1:24.817	2:20.566
39	1:57.458	2:21.196

LAP 6 @ 13:27:30.351

NO	BEHIND	LAP TIME
137		2:03.027
22	1.383	2:03.143
59	1 Lap	2:28.312
57	17.539	2:06.925
74	19.719	2:08.755
8	1 Lap	2:36.788
65	1 Lap	2:28.023
54	1 Lap	2:35.704
50	28.341	2:09.897
56	55.298	2:13.871
52	55.341	2:12.272
77	1:08.016	2:11.945
129	1:08.541	2:12.994
3	1:20.582	2:17.441
53	1:26.855	2:20.997
72	1:41.200	2:19.410
39	2:15.947	2:21.516

International Sidecar Revival Meeting 2023

The Lansdowne Classic Series

RACE 3 - POSITION CHART

No	Name	Lap Pos	Lap					
			1	2	3	4	5	6
57	SMITH	1	22	22	137	137	137	137
22	PERKIN	2	137	137	22	22	22	22
137	JACKSON	3	57	57	57	57	57	57
74	O'BRIEN	4	50	50	50	74	74	74
50	THOMAS	5	74	74	74	50	50	50
56	HEBB	6	56	56	56	56	56	56
52	STOKES	7	52	52	52	52	52	52
129	BAILEY	8	53	53	53	129	129	77
77	GLASGOW	9	129	129	129	77	77	129
53	DAWSON	10	3	77	77	3	3	3
3	BEDFORD	11	77	3	3	53	53	53
72	CRAGG	12	26	26	26	26	72	72
631	CRAGG	13	72	72	72	72	39	39
59	HEBB	14	631	631	59	39	59	
8	MAY	15	65	59	39	59	8	
65	PERCH	16	8	39	8	8	65	
54	RANSLEY	17	59	54	54	54	54	
26	STEPHEN	18	39	8	65	65		
39	WILLIAMS	19	54	65				

International Sidecar Revival Meeting 2023

The Lansdowne Classic Series

RACE 3 - SECTOR ANALYSIS



SECTOR 1 = FL to I1, SECTOR 2 = I1 to FL, DIFF = Difference To Personal Best Lap, P = Crossed Finish Line in Pit Lane, D = Time Disallowed

P1		137 11A Daniel JACKSON		Matchless G50 - Team Sigie racing		
IDEAL LAP TIME : 2:02.396		BEST LAP TIME : 2:02.719		DIFFERENCE : 0.323		
LAP	SECTOR 1	SECTOR 2	LAP TIME	MPH	DIFF	TIME OF DAY
1 -		53.836	2:15.068	58.10	12.349	13:17:10.444
2 -	1:13.465	52.637	2:06.102	62.23	3.383	13:19:16.546
3 -	1:13.135	51.999	2:05.134	62.71	2.415	13:21:21.680
4 -	1:11.727	50.992	2:02.719 (1)	63.95		13:23:24.399
5 -	1:11.404	51.521	2:02.925 (2)	63.84	0.206	13:25:27.324
6 -	1:11.553	51.474	2:03.027 (3)	63.79	0.308	13:27:30.351

P2		22 11A Tony PERKIN		Norton MANX - Geartech		
IDEAL LAP TIME : 2:02.500		BEST LAP TIME : 2:02.980		DIFFERENCE : 0.480		
LAP	SECTOR 1	SECTOR 2	LAP TIME	MPH	DIFF	TIME OF DAY
1 -		53.613	2:12.909	59.04	9.929	13:17:08.285
2 -	1:13.951	54.155	2:08.106	61.26	5.126	13:19:16.391
3 -	1:13.760	52.478	2:06.238	62.16	3.258	13:21:22.629
4 -	1:11.607	51.373	2:02.980 (1)	63.81		13:23:25.609
5 -	1:11.127	51.855	2:02.982 (2)	63.81	0.002	13:25:28.591
6 -	1:11.358	51.785	2:03.143 (3)	63.73	0.163	13:27:31.734

P3		57 11A Mike SMITH		Norton MANX - Smiffs Garage		
IDEAL LAP TIME : 2:06.035		BEST LAP TIME : 2:06.035		DIFFERENCE : 0.000		
LAP	SECTOR 1	SECTOR 2	LAP TIME	MPH	DIFF	TIME OF DAY
1 -		55.329	2:15.534	57.90	9.499	13:17:10.910
2 -	1:13.785	54.483	2:08.268	61.18	2.233	13:19:19.178
3 -	1:13.159	54.549	2:07.708 (3)	61.45	1.673	13:21:26.886
4 -	1:12.777	55.267	2:08.044	61.29	2.009	13:23:34.930
5 -	1:12.086	53.949	2:06.035 (1)	62.26		13:25:40.965
6 -	1:12.677	54.248	2:06.925 (2)	61.83	0.890	13:27:47.890

P4		74 11B Jamie O'BRIEN		Oakden Norton MANX - Windy shed classics		
IDEAL LAP TIME : 2:05.506		BEST LAP TIME : 2:06.280		DIFFERENCE : 0.774		
LAP	SECTOR 1	SECTOR 2	LAP TIME	MPH	DIFF	TIME OF DAY
1 -		54.229	2:16.534	57.48	10.254	13:17:11.910
2 -	1:14.717	53.958	2:08.675	60.99	2.395	13:19:20.585
3 -	1:13.577	54.542	2:08.119 (3)	61.25	1.839	13:21:28.704
4 -	1:13.317	53.014	2:06.331 (2)	62.12	0.051	13:23:35.035
5 -	1:12.492	53.788	2:06.280 (1)	62.14		13:25:41.315
6 -	1:13.212	55.543	2:08.755	60.95	2.475	13:27:50.070

P5		50 11A George THOMAS		Dunnell Manx 500CC - Tony Dunnell		
IDEAL LAP TIME : 2:07.849		BEST LAP TIME : 2:07.849		DIFFERENCE : 0.000		
LAP	SECTOR 1	SECTOR 2	LAP TIME	MPH	DIFF	TIME OF DAY
1 -		55.069	2:16.326	57.56	8.477	13:17:11.702
2 -	1:14.223	54.248	2:08.471 (2)	61.08	0.622	13:19:20.173
3 -	1:13.617	54.232	2:07.849 (1)	61.38		13:21:28.022
4 -	1:16.994	54.670	2:11.664	59.60	3.815	13:23:39.686
5 -	1:14.673	54.436	2:09.109 (3)	60.78	1.260	13:25:48.795
6 -	1:14.863	55.034	2:09.897	60.41	2.048	13:27:58.692

P6		56 11B Matthew HEBB		Norton MANX -		
IDEAL LAP TIME : 2:12.945		BEST LAP TIME : 2:12.945		DIFFERENCE : 0.000		
LAP	SECTOR 1	SECTOR 2	LAP TIME	MPH	DIFF	TIME OF DAY
1 -		55.887	2:19.685	56.18	6.740	13:17:15.061
2 -	1:18.649	55.410	2:14.059 (3)	58.54	1.114	13:19:29.120
3 -	1:19.091	56.132	2:15.223	58.03	2.278	13:21:44.343
4 -	1:19.161	55.329	2:14.490	58.35	1.545	13:23:58.833
5 -	1:18.434	54.511	2:12.945 (1)	59.03		13:26:11.778
6 -	1:18.553	55.318	2:13.871 (2)	58.62	0.926	13:28:25.649

International Sidecar Revival Meeting 2023

The Lansdowne Classic Series

RACE 3 - SECTOR ANALYSIS



SECTOR 1 = FL to I1, SECTOR 2 = I1 to FL, DIFF = Difference To Personal Best Lap, P = Crossed Finish Line in Pit Lane, D = Time Disallowed

P7 52 11B Robin STOKES		Norton MANX - Cliff Ransley				
IDEAL LAP TIME : 2:11.728		BEST LAP TIME : 2:12.272		DIFFERENCE : 0.544		
LAP	SECTOR 1	SECTOR 2	LAP TIME	MPH	DIFF	TIME OF DAY
1 -		56.569	2:21.242	55.56	8.970	13:17:16.618
2 -	1:18.232	57.134	2:15.366	57.97	3.094	13:19:31.984
3 -	1:17.449	56.947	2:14.396	58.39	2.124	13:21:46.380
4 -	1:17.664	56.511	2:14.175 (3)	58.49	1.903	13:24:00.555
5 -	1:17.512	55.353	2:12.865 (2)	59.06	0.593	13:26:13.420
6 -	1:16.375	55.897	2:12.272 (1)	59.33		13:28:25.692

P8 77 11B Andrew GLASGOW		Norton MANX - Hiab service (hw) ltd				
IDEAL LAP TIME : 2:11.945		BEST LAP TIME : 2:11.945		DIFFERENCE : 0.000		
LAP	SECTOR 1	SECTOR 2	LAP TIME	MPH	DIFF	TIME OF DAY
1 -		57.074	2:25.927	53.78	13.982	13:17:21.303
2 -	1:19.665	56.679	2:16.344	57.56	4.399	13:19:37.647
3 -	1:19.677	59.275	2:18.952	56.48	7.007	13:21:56.599
4 -	1:18.839	55.984	2:14.823 (2)	58.21	2.878	13:24:11.422
5 -	1:18.890	56.110	2:15.000 (3)	58.13	3.055	13:26:26.422
6 -	1:16.376	55.569	2:11.945 (1)	59.47		13:28:38.367

P9 129 11A Luke BAILEY		Matchless G50 - Holman Wilfley LTD				
IDEAL LAP TIME : 2:12.994		BEST LAP TIME : 2:12.994		DIFFERENCE : 0.000		
LAP	SECTOR 1	SECTOR 2	LAP TIME	MPH	DIFF	TIME OF DAY
1 -		57.081	2:24.921	54.15	11.927	13:17:20.297
2 -	1:19.486	57.060	2:16.546	57.47	3.552	13:19:36.843
3 -	1:20.174	59.027	2:19.201	56.37	6.207	13:21:56.044
4 -	1:18.375	56.561	2:14.936 (3)	58.16	1.942	13:24:10.980
5 -	1:18.761	56.157	2:14.918 (2)	58.16	1.924	13:26:25.898
6 -	1:17.689	55.305	2:12.994 (1)	59.01		13:28:38.892

P10 3 11B Nick BEDFORD		Norton MANX - Banx Race Paint				
IDEAL LAP TIME : 2:16.515		BEST LAP TIME : 2:17.208		DIFFERENCE : 0.693		
LAP	SECTOR 1	SECTOR 2	LAP TIME	MPH	DIFF	TIME OF DAY
1 -		57.612	2:25.834	53.81	8.626	13:17:21.210
2 -	1:19.195	58.013	2:17.208 (1)	57.19		13:19:38.418
3 -	1:19.289	59.360	2:18.649	56.60	1.441	13:21:57.067
4 -	1:19.358	58.056	2:17.414 (2)	57.11	0.206	13:24:14.481
5 -	1:20.351	58.660	2:19.011	56.45	1.803	13:26:33.492
6 -	1:18.903	58.538	2:17.441 (3)	57.10	0.233	13:28:50.933

P11 53 11B Richard DAWSON		Norton MANX -				
IDEAL LAP TIME : 2:15.697		BEST LAP TIME : 2:18.196		DIFFERENCE : 2.499		
LAP	SECTOR 1	SECTOR 2	LAP TIME	MPH	DIFF	TIME OF DAY
1 -		56.111	2:22.994	54.88	4.798	13:17:18.370
2 -	1:19.586	58.610	2:18.196 (1)	56.78		13:19:36.566
3 -	1:20.216	58.757	2:18.973 (2)	56.47	0.777	13:21:55.539
4 -	1:20.719	59.377	2:20.096 (3)	56.01	1.900	13:24:15.635
5 -	1:20.793	59.781	2:20.574	55.82	2.378	13:26:36.209
6 -	1:21.373	59.624	2:20.997	55.66	2.801	13:28:57.206

P12 72 11C John CRAGG		Norton MANX -				
IDEAL LAP TIME : 2:18.907		BEST LAP TIME : 2:19.410		DIFFERENCE : 0.503		
LAP	SECTOR 1	SECTOR 2	LAP TIME	MPH	DIFF	TIME OF DAY
1 -		1:00.720	2:33.204	51.22	13.794	13:17:28.580
2 -	1:20.900	1:01.547	2:22.447	55.09	3.037	13:19:51.027
3 -	1:20.218	1:00.206	2:20.424 (3)	55.88	1.014	13:22:11.451
4 -	1:20.932	59.192	2:20.124 (2)	56.00	0.714	13:24:31.575
5 -	1:20.098	1:00.468	2:20.566	55.83	1.156	13:26:52.141
6 -	1:19.715	59.695	2:19.410 (1)	56.29		13:29:11.551

International Sidecar Revival Meeting 2023

The Lansdowne Classic Series

RACE 3 - SECTOR ANALYSIS



SECTOR 1 = FL to I1, SECTOR 2 = I1 to FL, DIFF = Difference To Personal Best Lap, P = Crossed Finish Line in Pit Lane, D = Time Disallowed

P13 39 11B Alex WILLIAMS		Matchless G50 - Roger Skipp				
IDEAL LAP TIME : 2:20.704		BEST LAP TIME : 2:21.196		DIFFERENCE : 0.492		
LAP	SECTOR 1	SECTOR 2	LAP TIME	MPH	DIFF	TIME OF DAY
1 -		1:04.669	2:42.818	48.20	21.622	13:17:38.194
2 -	1:30.908	1:01.866	2:32.774	51.37	11.578	13:20:10.968
3 -	1:27.336	1:01.647	2:28.983	52.67	7.787	13:22:39.951
4 -	1:24.888	58.747	2:23.635 (3)	54.63	2.439	13:25:03.586
5 -	1:22.834	58.362	2:21.196 (1)	55.58		13:27:24.782
6 -	1:22.342	59.174	2:21.516 (2)	55.45	0.320	13:29:46.298

P14 59 11C David HEBB		Norton MANX -				
IDEAL LAP TIME : 2:28.312		BEST LAP TIME : 2:28.312		DIFFERENCE : 0.000		
LAP	SECTOR 1	SECTOR 2	LAP TIME	MPH	DIFF	TIME OF DAY
1 -		1:05.155	2:42.665	48.24	14.353	13:17:38.041
2 -	1:28.480	1:04.027	2:32.507	51.46	4.195	13:20:10.548
3 -	1:26.702	1:02.242	2:28.944 (2)	52.69	0.632	13:22:39.492
4 -	1:26.700	1:02.272	2:28.972 (3)	52.68	0.660	13:25:08.464
5 -	1:26.484	1:01.828	2:28.312 (1)	52.91		13:27:36.776

P15 8 11B Jimmy MAY		Norton Manx 30M -				
IDEAL LAP TIME : 2:30.217		BEST LAP TIME : 2:30.522		DIFFERENCE : 0.305		
LAP	SECTOR 1	SECTOR 2	LAP TIME	MPH	DIFF	TIME OF DAY
1 -		1:05.303	2:42.366	48.33	11.844	13:17:37.742
2 -	1:31.541	1:04.770	2:36.311 (3)	50.20	5.789	13:20:14.053
3 -	1:28.507	1:02.709	2:31.216 (2)	51.89	0.694	13:22:45.269
4 -	1:28.812	1:01.710	2:30.522 (1)	52.13		13:25:15.791
5 -	1:30.921	1:05.867	2:36.788	50.05	6.266	13:27:52.579

P16 65 11B Ken PERCH		Norton MANX -				
IDEAL LAP TIME : 2:28.023		BEST LAP TIME : 2:28.023		DIFFERENCE : 0.000		
LAP	SECTOR 1	SECTOR 2	LAP TIME	MPH	DIFF	TIME OF DAY
1 -		1:05.569	2:41.995	48.44	13.972	13:17:37.371
2 -	1:33.793	1:06.151	2:39.944	49.06	11.921	13:20:17.315
3 -	1:33.505	1:03.066	2:36.571 (3)	50.12	8.548	13:22:53.886
4 -	1:31.804	1:04.362	2:36.166 (2)	50.25	8.143	13:25:30.052
5 -	1:28.101	59.922	2:28.023 (1)	53.01		13:27:58.075

P17 54 11C Cliff RANSLEY		Norton MANX -				
IDEAL LAP TIME : 2:34.087		BEST LAP TIME : 2:34.087		DIFFERENCE : 0.000		
LAP	SECTOR 1	SECTOR 2	LAP TIME	MPH	DIFF	TIME OF DAY
1 -		1:04.500	2:43.335	48.04	9.248	13:17:38.711
2 -	1:30.699	1:04.476	2:35.175 (3)	50.57	1.088	13:20:13.886
3 -	1:29.859	1:04.228	2:34.087 (1)	50.93		13:22:47.973
4 -	1:30.144	1:04.510	2:34.654 (2)	50.74	0.567	13:25:22.627
5 -	1:31.251	1:04.453	2:35.704	50.40	1.617	13:27:58.331

P18 26 11D Paul STEPHEN		Norton INTERNATIONAL 40M -				
IDEAL LAP TIME : 2:16.617		BEST LAP TIME : 2:16.617		DIFFERENCE : 0.000		
LAP	SECTOR 1	SECTOR 2	LAP TIME	MPH	DIFF	TIME OF DAY
1 -		1:00.052	2:31.993	51.63	15.376	13:17:27.369
2 -	1:22.344	57.963	2:20.307 (3)	55.93	3.690	13:19:47.676
3 -	1:20.466	56.690	2:17.156 (2)	57.22	0.539	13:22:04.832
4 -	1:20.446	56.171	2:16.617 (1)	57.44		13:24:21.449

International Sidecar Revival Meeting 2023

The Lansdowne Classic Series

RACE 3 - SECTOR ANALYSIS



SECTOR 1 = FL to I1, SECTOR 2 = I1 to FL, DIFF = Difference To Personal Best Lap, P = Crossed Finish Line in Pit Lane, D = Time Disallowed

P19	631	11B	Angela CRAGG	Norton DOMINATOR -		
IDEAL LAP TIME : 2:26.978		BEST LAP TIME : 2:27.846		DIFFERENCE : 0.868		
LAP	SECTOR 1	SECTOR 2	LAP TIME	MPH	DIFF	TIME OF DAY
1 -		1:01.722	2:33.375	51.16	5.529	13:17:28.751
2 -	1:25.256	1:02.590	2:27.846 (1)	53.08		13:19:56.597

International Sidecar Revival Meeting 2023

The Lansdowne Classic Series

RACE 3 - BEST SECTORS

SECTOR 1			SECTOR 2			IDEAL / BEST COMPARISON						
POS	NO	NAME	TIME	NO	NAME	TIME	POS	NO	NAME	IDEAL	BEST	DIFF
									PERFECT LAP	2:02.119		
1	22	PERKIN	1:11.127	137	JACKSON	50.992	1	137	JACKSON	2:02.396	2:02.719	0.323
2	137	JACKSON	1:11.404	22	PERKIN	51.373	2	22	PERKIN	2:02.500	2:02.980	0.480
3	57	SMITH	1:12.086	74	O'BRIEN	53.014	3	74	O'BRIEN	2:05.506	2:06.280	0.774
4	74	O'BRIEN	1:12.492	57	SMITH	53.949	4	57	SMITH	2:06.035	2:06.035	0.000
5	50	THOMAS	1:13.617	50	THOMAS	54.232	5	50	THOMAS	2:07.849	2:07.849	0.000
6	52	STOKES	1:16.375	56	HEBB	54.511	6	52	STOKES	2:11.728	2:12.272	0.544
7	77	GLASGOW	1:16.376	129	BAILEY	55.305	7	77	GLASGOW	2:11.945	2:11.945	0.000
8	129	BAILEY	1:17.689	52	STOKES	55.353	8	56	HEBB	2:12.945	2:12.945	0.000
9	56	HEBB	1:18.434	77	GLASGOW	55.569	9	129	BAILEY	2:12.994	2:12.994	0.000
10	3	BEDFORD	1:18.903	53	DAWSON	56.111	10	53	DAWSON	2:15.697	2:18.196	2.499
11	53	DAWSON	1:19.586	26	STEPHEN	56.171	11	3	BEDFORD	2:16.515	2:17.208	0.693
12	72	CRAGG	1:19.715	3	BEDFORD	57.612	12	26	STEPHEN	2:16.617	2:16.617	0.000
13	26	STEPHEN	1:20.446	39	WILLIAMS	58.362	13	72	CRAGG	2:18.907	2:19.410	0.503
14	39	WILLIAMS	1:22.342	72	CRAGG	59.192	14	39	WILLIAMS	2:20.704	2:21.196	0.492
15	631	CRAGG	1:25.256	65	PERCH	59.922	15	631	CRAGG	2:26.978	2:27.846	0.868
16	59	HEBB	1:26.484	8	MAY	1:01.710	16	65	PERCH	2:28.023	2:28.023	0.000
17	65	PERCH	1:28.101	631	CRAGG	1:01.722	17	59	HEBB	2:28.312	2:28.312	0.000
18	8	MAY	1:28.507	59	HEBB	1:01.828	18	8	MAY	2:30.217	2:30.522	0.305
19	54	RANSLEY	1:29.859	54	RANSLEY	1:04.228	19	54	RANSLEY	2:34.087	2:34.087	0.000

International Sidecar Revival Meeting 2023

The Lansdowne Classic Series

RACE 3 - STATISTICS

Competitors Started 19
Planned Start 2023-08-05 @ 12:30:00.000
Actual Start 2023-08-05 @ 13:14:55.375
Finish Time 2023-08-05 @ 13:27:28.738
Track Length 2.1800mi.
Total Laps 104
Total Distance Covered 226.7219mi.

Session Fastest Lap History

NO	CL	NAME	LAP TIME	TIME OF DAY	LAP	VEHICLE
22	11A	Tony PERKIN	2:08.106	13:19:16.403	2	Norton MANX
137	11A	Daniel JACKSON	2:06.102	13:19:16.558	2	Matchless G50
137	11A	Daniel JACKSON	2:05.134	13:21:21.692	3	Matchless G50
137	11A	Daniel JACKSON	2:02.719	13:23:24.411	4	Matchless G50

Session Leader History

NO	CL	NAME	FROM LAP	LAPS LED	DISTANCE	VEHICLE
22	11A	Tony PERKIN	1	2	4.36 miles	Norton MANX
137	11A	Daniel JACKSON	3	4	8.72 miles	Matchless G50

Flag History

TYPE	TIME OF DAY
GREEN	13:14:55.375
FINISH	13:27:28.738

Flag Statistics

TYPE	COUNT	TOTAL LAPS	TOTAL TIME
Green	1	6	14:55.227
Red	0	0	0.000
Safety Car	0	0	0.000
FCY	0	0	0.000

International Sidecar Revival Meeting 2023

The Lansdowne Classic Series

RACE 3 - STATISTICS

CLASS : 11A

5 Starters

Fastest Lap History

NO	NAME	LAP TIME	TIME OF DAY	LAP	VEHICLE
22	Tony PERKIN	2:08.106	13:19:16.403	2	Norton MANX
137	Daniel JACKSON	2:06.102	13:19:16.558	2	Matchless G50
137	Daniel JACKSON	2:05.134	13:21:21.692	3	Matchless G50
137	Daniel JACKSON	2:02.719	13:23:24.411	4	Matchless G50

Leader History

NO	NAME	FROM LAP	LAPS LED	DISTANCE	VEHICLE
22	Tony PERKIN	1	2	4.36 miles	Norton MANX
137	Daniel JACKSON	3	4	8.72 miles	Matchless G50

International Sidecar Revival Meeting 2023

The Lansdowne Classic Series

RACE 3 - STATISTICS

CLASS : 11B

10 Starters

Fastest Lap History

NO	NAME	LAP TIME	TIME OF DAY	LAP	VEHICLE
74	Jamie O'BRIEN	2:08.675	13:19:20.596	2	Oakden Norton MANX
74	Jamie O'BRIEN	2:08.119	13:21:28.715	3	Oakden Norton MANX
74	Jamie O'BRIEN	2:06.331	13:23:35.045	4	Oakden Norton MANX
74	Jamie O'BRIEN	2:06.280	13:25:41.326	5	Oakden Norton MANX

Leader History

NO	NAME	FROM LAP	LAPS LED	DISTANCE	VEHICLE
74	Jamie O'BRIEN	1	6	13.08 miles	Oakden Norton MANX

International Sidecar Revival Meeting 2023

The Lansdowne Classic Series

RACE 3 - STATISTICS

CLASS : 11C

3 Starters

Fastest Lap History

NO	NAME	LAP TIME	TIME OF DAY	LAP	VEHICLE
72	John CRAGG	2:22.447	13:19:51.040	2	Norton MANX
72	John CRAGG	2:20.424	13:22:11.463	3	Norton MANX
72	John CRAGG	2:20.124	13:24:31.587	4	Norton MANX
72	John CRAGG	2:19.410	13:29:11.564	6	Norton MANX

Leader History

NO	NAME	FROM LAP	LAPS LED	DISTANCE	VEHICLE
72	John CRAGG	1	6	13.08 miles	Norton MANX

International Sidecar Revival Meeting 2023

The Lansdowne Classic Series

RACE 3 - STATISTICS

CLASS : 11D

1 Starters

Fastest Lap History

NO	NAME	LAP TIME	TIME OF DAY	LAP	VEHICLE
26	Paul STEPHEN	2:20.307	13:19:47.689	2	Norton INTERNATIONAL 40M
26	Paul STEPHEN	2:17.156	13:22:04.844	3	Norton INTERNATIONAL 40M
26	Paul STEPHEN	2:16.617	13:24:21.462	4	Norton INTERNATIONAL 40M

Leader History

NO	NAME	FROM LAP	LAPS LED	DISTANCE	VEHICLE
26	Paul STEPHEN	1	4	8.72 miles	Norton INTERNATIONAL 40M



International Sidecar Revival Meeting 2023

The Lansdowne Classic Series

RACE 9 - GRID (6 Laps)

ROW 8	22	63	Harry COLE	23	111	Ian AUSTIN
ROW 7	19	54	Cliff RANSLEY 2:34.087	20	45	Sebastian PEREZ
ROW 6	16	65	Ken PERCH 2:28.023	17	59	David HEBB 2:28.312
ROW 5	13	72	John CRAGG 2:19.410	14	39	Alex WILLIAMS 2:21.196
ROW 4	10	26	Paul STEPHEN 2:16.617	11	3	Nick BEDFORD 2:17.208
ROW 3	7	52	Robin STOKES 2:12.272	8	56	Matthew HEBB 2:12.945
ROW 2	4	74	Jamie O'BRIEN 2:06.280	5	50	George THOMAS 2:07.849
ROW 1	1	137	Daniel JACKSON 2:02.719	2	22	Tony PERKIN 2:02.980
			Pole	3	57	Mike SMITH 2:06.035

Cadwell Park: 2.1800 miles

These results are provisional until the conclusion of any judicial and technical matters.

Clerk Of Course :	Stewards :	Timekeeper : <i>Craig Smith</i>
-------------------	------------	------------------------------------

Results can be found at www.tsl-timing.com

Printed - 13:32 Saturday, 05 August 2023





International Sidecar Revival Meeting 2023

The Lansdowne Classic Series

RACE 9 - CLASSIFICATION

POS	NO	CL	PIC NAME	ENTRY	LAPS	TIME	GAP	DIFF	MPH	BEST	ON
1	50	11A	1 George THOMAS	Dunnell Manx 500CC - Tony Dunnell	6	12:00.175			65.38	1:55.713	6
2	57	11A	2 Mike SMITH	Norton MANX - Smiffs Garage	6	12:00.442	0.267	0.267	65.36	1:55.445	6
3	22	11A	3 Tony PERKIN	Norton MANX - Geartech	6	12:01.071	0.896	0.629	65.30	1:57.061	6
4	74	11B	1 Jamie O'BRIEN	Oakden Norton MANX - Windy shed classics	6	12:23.897	23.722	22.826	63.29	1:58.390	6
5	56	11B	2 Matthew HEBB	Norton MANX -	6	12:26.783	26.608	2.886	63.05	2:01.319	6
6	77	11B	3 Andrew GLASGOW	Norton MANX - Hiab service (hw) ltd	6	12:33.858	33.683	7.075	62.46	2:02.182	6
7	52	11B	4 Robin STOKES	Norton MANX - Cliff Ransley	6	12:55.750	55.575	21.892	60.70	2:05.577	5
8	631	11B	5 Angela CRAGG	Norton DOMINATOR -	6	12:55.774	55.599	0.024	60.69	2:05.626	6
9	129	11A	4 Luke BAILEY	Matchless G50 - Holman Wilfley LTD	6	12:55.879	55.704	0.105	60.69	2:05.494	5
10	26	11D	1 Paul STEPHEN	Norton INTERNATIONAL 40M -	6	12:56.433	56.258	0.554	60.64	2:05.372	6
11	3	11B	6 Nick BEDFORD	Norton MANX - Banx Race Paint	6	13:06.721	1:06.546	10.288	59.85	2:08.115	4
12	53	11B	7 Richard DAWSON	Norton MANX -	6	13:13.256	1:13.081	6.535	59.36	2:09.331	5
13	72	11C	1 John CRAGG	Norton MANX -	6	13:40.542	1:40.367	27.286	57.38	2:12.662	5
14	39	11B	8 Alex WILLIAMS	Matchless G50 - Roger Skipp	6	13:46.380	1:46.205	5.838	56.98	2:13.550	5
15	37	11C	2 Cliff RANSLEY	Norton MANX -	5	12:11.099	1 Lap	1 Lap	53.67	2:22.989	5

NOT CLASSIFIED

DNF	137	11A	Daniel JACKSON	Matchless G50 - Team Sigie racing	1	2:08.115	5 Laps	4 Laps	61.25		
DNF	59	11C	David HEBB	Norton MANX -	0						

FASTEST LAP

57	11A	Mike SMITH	Norton MANX - Smiffs Garage	6	1:55.445	67.98 mph	109.40 kph
74	11B	Jamie O'BRIEN	Oakden Norton MANX - Windy shed classics	6	1:58.390	66.28 mph	106.68 kph
26	11D	Paul STEPHEN	Norton INTERNATIONAL 40M -	6	2:05.372	62.59 mph	100.74 kph
72	11C	John CRAGG	Norton MANX -	5	2:12.662	59.15 mph	95.20 kph

Class 11A - 92.5% of Race Speed = 60.47 mph
 Class 11B - 92.5% of Race Speed = 58.54 mph
 Class 11D - 92.5% of Race Speed = 56.09 mph
 Class 11C - 92.5% of Race Speed = 53.07 mph

Weather / Track : Cloudy / Wet

These results are provisional until the conclusion of any judicial and technical matters.

Race Distance: 6 Laps / 13.08 miles

Cadwell Park: 2.1800 miles

Date: 05/08/2023 Start: 17:25 Finish: 17:37

Clerk Of Course :

Stewards :

Timekeeper :

Craig Smith

Results can be found at www.tsl-timing.com

Printed - 17:42 Saturday, 05 August 2023



International Sidecar Revival Meeting 2023

The Lansdowne Classic Series

RACE 9 - LAP CHART

LAP 1 @ 17:27:55.828

NO	BEHIND	LAP TIME
22		2:06.999
50	0.757	2:07.756
137	1.116	2:08.115
57	2.700	2:09.699
56	5.007	2:12.006
74	5.215	2:12.214
77	5.577	2:12.576
26	9.152	2:16.151
52	10.252	2:17.251
631	10.797	2:17.796
3	12.000	2:18.999
129	12.665	2:19.664
53	13.926	2:20.925
72	18.730	2:25.729
39	20.973	2:27.972
37	27.308	2:34.307

LAP 2 @ 17:29:56.516

NO	BEHIND	LAP TIME
22		2:00.688
50	0.725	2:00.656
57	2.167	2:00.155
56	8.314	2:03.995
77	11.172	2:06.283
74	13.180	2:08.653
26	19.319	2:10.855
631	19.758	2:09.649
52	19.859	2:10.295
3	20.789	2:09.477
129	21.587	2:09.610
53	24.266	2:11.028
72	34.712	2:16.670
39	37.751	2:17.466
37	51.412	2:24.792

LAP 3 @ 17:31:56.592

NO	BEHIND	LAP TIME
22		2:00.076
50	0.743	2:00.094
57	1.192	1:59.101
56	12.067	2:03.829
77	16.144	2:05.048
74	16.983	2:03.879
631	27.916	2:08.234
52	28.775	2:08.992
26	29.319	2:10.076
129	31.204	2:09.693
3	31.491	2:10.778
53	35.901	2:11.711
72	51.136	2:16.500
39	53.577	2:15.902
37	1:16.198	2:24.862

LAP 4 @ 17:33:55.335

NO	BEHIND	LAP TIME
22		1:58.743
50	0.563	1:58.563
57	1.145	1:58.696
56	16.311	2:02.987
74	19.521	2:01.281
77	21.943	2:04.542

631	37.393	2:08.220
52	37.742	2:07.710
26	38.040	2:07.464
129	38.385	2:05.924
3	40.863	2:08.115
53	46.790	2:09.632
72	1:06.825	2:14.432
39	1:09.593	2:14.759
37	1:41.604	2:24.149

LAP 5 @ 17:35:52.839

NO	BEHIND	LAP TIME
22		1:57.504
50	0.452	1:57.393
57	0.987	1:57.346
56	21.454	2:02.647
74	21.497	1:59.480
77	27.666	2:03.227
52	45.815	2:05.577
631	46.138	2:06.249
129	46.375	2:05.494
26	47.051	2:06.515
3	51.810	2:08.451
53	58.617	2:09.331
72	1:21.983	2:12.662
39	1:25.639	2:13.550

LAP 6 @ 17:37:49.004

NO	BEHIND	LAP TIME
50		1:55.713
57	0.267	1:55.445
22	0.896	1:57.061
37	1 Lap	2:22.989
74	23.722	1:58.390
56	26.608	2:01.319
77	33.683	2:02.182
52	55.575	2:05.925
631	55.599	2:05.626
129	55.704	2:05.494
26	56.258	2:05.372
3	1:06.546	2:10.901
53	1:13.081	2:10.629
72	1:40.367	2:14.549
39	1:46.205	2:16.731

International Sidecar Revival Meeting 2023

The Lansdowne Classic Series

RACE 9 - POSITION CHART

No	Name	Lap Pos	Lap					
			1	2	3	4	5	6
137	JACKSON	1	22	22	22	22	22	50
22	PERKIN	2	50	50	50	50	50	57
57	SMITH	3	137	57	57	57	57	22
74	O'BRIEN	4	57	56	56	56	56	74
50	THOMAS	5	56	77	77	74	74	56
77	GLASGOW	6	74	74	74	77	77	77
52	STOKES	7	77	26	631	631	52	52
56	HEBB	8	26	631	52	52	631	631
129	BAILEY	9	52	52	26	26	129	129
26	STEPHEN	10	631	3	129	129	26	26
3	BEDFORD	11	3	129	3	3	3	3
53	DAWSON	12	129	53	53	53	53	53
72	CRAGG	13	53	72	72	72	72	72
39	WILLIAMS	14	72	39	39	39	39	39
631	CRAGG	15	39	37	37	37	37	
59	HEBB	16	37					
37	RANSLEY	17						

International Sidecar Revival Meeting 2023

The Lansdowne Classic Series

RACE 9 - SECTOR ANALYSIS



SECTOR 1 = FL to I1, SECTOR 2 = I1 to FL, DIFF = Difference To Personal Best Lap, P = Crossed Finish Line in Pit Lane, D = Time Disallowed

P1 50 11A		George THOMAS		Dunnell Manx 500CC - Tony Dunnell			
IDEAL LAP TIME : 1:55.713		BEST LAP TIME : 1:55.713		DIFFERENCE : 0.000			
LAP	SECTOR 1	SECTOR 2	LAP TIME	MPH	DIFF	TIME OF DAY	
1 -		51.198	2:07.756	61.42	12.043	17:27:56.585	
2 -	1:09.578	51.078	2:00.656	65.04	4.943	17:29:57.241	
3 -	1:09.442	50.652	2:00.094	65.34	4.381	17:31:57.335	
4 -	1:08.684	49.879	1:58.563 (3)	66.19	2.850	17:33:55.898	
5 -	1:08.126	49.267	1:57.393 (2)	66.85	1.680	17:35:53.291	
6 -	1:06.607	49.106	1:55.713 (1)	67.82		17:37:49.004	

P2 57 11A		Mike SMITH		Norton MANX - Smiffs Garage			
IDEAL LAP TIME : 1:55.445		BEST LAP TIME : 1:55.445		DIFFERENCE : 0.000			
LAP	SECTOR 1	SECTOR 2	LAP TIME	MPH	DIFF	TIME OF DAY	
1 -		52.593	2:09.699	60.50	14.254	17:27:58.528	
2 -	1:09.411	50.744	2:00.155	65.31	4.710	17:29:58.683	
3 -	1:08.260	50.841	1:59.101	65.89	3.656	17:31:57.784	
4 -	1:08.543	50.153	1:58.696 (3)	66.11	3.251	17:33:56.480	
5 -	1:06.945	50.401	1:57.346 (2)	66.87	1.901	17:35:53.826	
6 -	1:06.442	49.003	1:55.445 (1)	67.98		17:37:49.271	

P3 22 11A		Tony PERKIN		Norton MANX - Geartech			
IDEAL LAP TIME : 1:57.061		BEST LAP TIME : 1:57.061		DIFFERENCE : 0.000			
LAP	SECTOR 1	SECTOR 2	LAP TIME	MPH	DIFF	TIME OF DAY	
1 -		51.341	2:06.999	61.79	9.938	17:27:55.828	
2 -	1:09.577	51.111	2:00.688	65.02	3.627	17:29:56.516	
3 -	1:09.071	51.005	2:00.076	65.35	3.015	17:31:56.592	
4 -	1:08.196	50.547	1:58.743 (3)	66.09	1.682	17:33:55.335	
5 -	1:07.923	49.581	1:57.504 (2)	66.78	0.443	17:35:52.839	
6 -	1:07.666	49.395	1:57.061 (1)	67.04		17:37:49.900	

P4 74 11B		Jamie O'BRIEN		Oakden Norton MANX - Windy shed classics			
IDEAL LAP TIME : 1:58.390		BEST LAP TIME : 1:58.390		DIFFERENCE : 0.000			
LAP	SECTOR 1	SECTOR 2	LAP TIME	MPH	DIFF	TIME OF DAY	
1 -		53.697	2:12.214	59.35	13.824	17:28:01.043	
2 -	1:14.665	53.988	2:08.653	61.00	10.263	17:30:09.696	
3 -	1:11.936	51.943	2:03.879	63.35	5.489	17:32:13.575	
4 -	1:10.454	50.827	2:01.281 (3)	64.70	2.891	17:34:14.856	
5 -	1:08.805	50.675	1:59.480 (2)	65.68	1.090	17:36:14.336	
6 -	1:08.163	50.227	1:58.390 (1)	66.28		17:38:12.726	

P5 56 11B		Matthew HEBB		Norton MANX -			
IDEAL LAP TIME : 2:01.319		BEST LAP TIME : 2:01.319		DIFFERENCE : 0.000			
LAP	SECTOR 1	SECTOR 2	LAP TIME	MPH	DIFF	TIME OF DAY	
1 -		53.032	2:12.006	59.45	10.687	17:28:00.835	
2 -	1:12.268	51.727	2:03.995	63.29	2.676	17:30:04.830	
3 -	1:12.050	51.779	2:03.829	63.37	2.510	17:32:08.659	
4 -	1:11.632	51.355	2:02.987 (3)	63.81	1.668	17:34:11.646	
5 -	1:11.532	51.115	2:02.647 (2)	63.98	1.328	17:36:14.293	
6 -	1:10.548	50.771	2:01.319 (1)	64.68		17:38:15.612	

P6 77 11B		Andrew GLASGOW		Norton MANX - Hiab service (hw) ltd			
IDEAL LAP TIME : 2:02.182		BEST LAP TIME : 2:02.182		DIFFERENCE : 0.000			
LAP	SECTOR 1	SECTOR 2	LAP TIME	MPH	DIFF	TIME OF DAY	
1 -		52.968	2:12.576	59.19	10.394	17:28:01.405	
2 -	1:13.378	52.905	2:06.283	62.14	4.101	17:30:07.688	
3 -	1:12.658	52.390	2:05.048	62.76	2.866	17:32:12.736	
4 -	1:12.198	52.344	2:04.542 (3)	63.01	2.360	17:34:17.278	
5 -	1:11.681	51.546	2:03.227 (2)	63.68	1.045	17:36:20.505	
6 -	1:10.950	51.232	2:02.182 (1)	64.23		17:38:22.687	

International Sidecar Revival Meeting 2023

The Lansdowne Classic Series

RACE 9 - SECTOR ANALYSIS



SECTOR 1 = FL to I1, SECTOR 2 = I1 to FL, DIFF = Difference To Personal Best Lap, P = Crossed Finish Line in Pit Lane, D = Time Disallowed

P7 52 11B Robin STOKES			Norton MANX - Cliff Ransley			
IDEAL LAP TIME : 2:04.837		BEST LAP TIME : 2:05.577	DIFFERENCE : 0.740			
LAP	SECTOR 1	SECTOR 2	LAP TIME	MPH	DIFF	TIME OF DAY
1 -		54.669	2:17.251	57.18	11.674	17:28:06.080
2 -	1:14.818	55.477	2:10.295	60.23	4.718	17:30:16.375
3 -	1:14.844	54.148	2:08.992	60.84	3.415	17:32:25.367
4 -	1:13.749	53.961	2:07.710 (3)	61.45	2.133	17:34:33.077
5 -	1:12.410	53.167	2:05.577 (1)	62.49		17:36:38.654
6 -	1:11.670	54.255	2:05.925 (2)	62.32	0.348	17:38:44.579

P8 631 11B Angela CRAGG			Norton DOMINATOR -			
IDEAL LAP TIME : 2:05.468		BEST LAP TIME : 2:05.626	DIFFERENCE : 0.158			
LAP	SECTOR 1	SECTOR 2	LAP TIME	MPH	DIFF	TIME OF DAY
1 -		54.108	2:17.796	56.95	12.170	17:28:06.625
2 -	1:14.422	55.227	2:09.649	60.53	4.023	17:30:16.274
3 -	1:14.431	53.803	2:08.234	61.20	2.608	17:32:24.508
4 -	1:13.897	54.323	2:08.220 (3)	61.20	2.594	17:34:32.728
5 -	1:13.204	53.045	2:06.249 (2)	62.16	0.623	17:36:38.977
6 -	1:12.423	53.203	2:05.626 (1)	62.47		17:38:44.603

P9 129 11A Luke BAILEY			Matchless G50 - Holman Wilfley LTD			
IDEAL LAP TIME : 2:05.268		BEST LAP TIME : 2:05.494	DIFFERENCE : 0.226			
LAP	SECTOR 1	SECTOR 2	LAP TIME	MPH	DIFF	TIME OF DAY
1 -		54.943	2:19.664	56.19	14.170	17:28:08.493
2 -	1:15.367	54.243	2:09.610	60.55	4.116	17:30:18.103
3 -	1:14.413	55.280	2:09.693	60.51	4.199	17:32:27.796
4 -	1:13.155	52.769	2:05.924 (3)	62.32	0.430	17:34:33.720
5 -	1:12.608	52.886	2:05.494 (1)	62.53		17:36:39.214
6 -	1:12.499	52.995	2:05.494 (1)	62.53		17:38:44.708

P10 26 11D Paul STEPHEN			Norton INTERNATIONAL 40M -			
IDEAL LAP TIME : 2:05.372		BEST LAP TIME : 2:05.372	DIFFERENCE : 0.000			
LAP	SECTOR 1	SECTOR 2	LAP TIME	MPH	DIFF	TIME OF DAY
1 -		53.397	2:16.151	57.64	10.779	17:28:04.980
2 -	1:15.750	55.105	2:10.855	59.97	5.483	17:30:15.835
3 -	1:15.918	54.158	2:10.076	60.33	4.704	17:32:25.911
4 -	1:13.362	54.102	2:07.464 (3)	61.57	2.092	17:34:33.375
5 -	1:13.317	53.198	2:06.515 (2)	62.03	1.143	17:36:39.890
6 -	1:12.671	52.701	2:05.372 (1)	62.59		17:38:45.262

P11 3 11B Nick BEDFORD			Norton MANX - Banx Race Paint			
IDEAL LAP TIME : 2:08.094		BEST LAP TIME : 2:08.115	DIFFERENCE : 0.021			
LAP	SECTOR 1	SECTOR 2	LAP TIME	MPH	DIFF	TIME OF DAY
1 -		55.726	2:18.999	56.46	10.884	17:28:07.828
2 -	1:14.190	55.287	2:09.477 (3)	60.61	1.362	17:30:17.305
3 -	1:14.737	56.041	2:10.778	60.01	2.663	17:32:28.083
4 -	1:13.467	54.648	2:08.115 (1)	61.25		17:34:36.198
5 -	1:13.824	54.627	2:08.451 (2)	61.09	0.336	17:36:44.649
6 -	1:14.444	56.457	2:10.901	59.95	2.786	17:38:55.550

P12 53 11B Richard DAWSON			Norton MANX -			
IDEAL LAP TIME : 2:09.200		BEST LAP TIME : 2:09.331	DIFFERENCE : 0.131			
LAP	SECTOR 1	SECTOR 2	LAP TIME	MPH	DIFF	TIME OF DAY
1 -		55.340	2:20.925	55.68	11.594	17:28:09.754
2 -	1:15.780	55.248	2:11.028	59.89	1.697	17:30:20.782
3 -	1:15.695	56.016	2:11.711	59.58	2.380	17:32:32.493
4 -	1:14.116	55.516	2:09.632 (2)	60.54	0.301	17:34:42.125
5 -	1:14.247	55.084	2:09.331 (1)	60.68		17:36:51.456
6 -	1:15.140	55.489	2:10.629 (3)	60.07	1.298	17:39:02.085

International Sidecar Revival Meeting 2023

The Lansdowne Classic Series

RACE 9 - SECTOR ANALYSIS



SECTOR 1 = FL to I1, SECTOR 2 = I1 to FL, DIFF = Difference To Personal Best Lap, P = Crossed Finish Line in Pit Lane, D = Time Disallowed

P13	72 11C	John CRAGG	Norton MANX -			
IDEAL LAP TIME : 2:12.662		BEST LAP TIME : 2:12.662	DIFFERENCE : 0.000			

LAP	SECTOR 1	SECTOR 2	LAP TIME	MPH	DIFF	TIME OF DAY
1 -		58.849	2:25.729	53.85	13.067	17:28:14.558
2 -	1:17.942	58.728	2:16.670	57.42	4.008	17:30:31.228
3 -	1:18.066	58.434	2:16.500	57.49	3.838	17:32:47.728
4 -	1:17.427	57.005	2:14.432 (2)	58.37	1.770	17:35:02.160
5 -	1:15.900	56.762	2:12.662 (1)	59.15		17:37:14.822
6 -	1:16.866	57.683	2:14.549 (3)	58.32	1.887	17:39:29.371

P14	39 11B	Alex WILLIAMS	Matchless G50 - Roger Skipp			
IDEAL LAP TIME : 2:13.550		BEST LAP TIME : 2:13.550	DIFFERENCE : 0.000			

LAP	SECTOR 1	SECTOR 2	LAP TIME	MPH	DIFF	TIME OF DAY
1 -		57.964	2:27.972	53.03	14.422	17:28:16.801
2 -	1:20.279	57.187	2:17.466	57.09	3.916	17:30:34.267
3 -	1:19.506	56.396	2:15.902 (3)	57.74	2.352	17:32:50.169
4 -	1:18.223	56.536	2:14.759 (2)	58.23	1.209	17:35:04.928
5 -	1:17.773	55.777	2:13.550 (1)	58.76		17:37:18.478
6 -	1:18.742	57.989	2:16.731	57.39	3.181	17:39:35.209

P15	37 11C	Cliff RANSLEY	Norton MANX -			
IDEAL LAP TIME : 2:22.989		BEST LAP TIME : 2:22.989	DIFFERENCE : 0.000			

LAP	SECTOR 1	SECTOR 2	LAP TIME	MPH	DIFF	TIME OF DAY
1 -		1:00.894	2:34.307	50.85	11.318	17:28:23.136
2 -	1:24.472	1:00.320	2:24.792 (3)	54.20	1.803	17:30:47.928
3 -	1:23.766	1:01.096	2:24.862	54.17	1.873	17:33:12.790
4 -	1:23.730	1:00.419	2:24.149 (2)	54.44	1.160	17:35:36.939
5 -	1:23.727	59.262	2:22.989 (1)	54.88		17:37:59.928

P16	137 11A	Daniel JACKSON	Matchless G50 - Team Sigie racing			
IDEAL LAP TIME :		BEST LAP TIME :	DIFFERENCE :			

LAP	SECTOR 1	SECTOR 2	LAP TIME	MPH	DIFF	TIME OF DAY
1 -		50.852	2:08.115	61.25		17:27:56.944

International Sidecar Revival Meeting 2023

The Lansdowne Classic Series

RACE 9 - BEST SECTORS

SECTOR 1			SECTOR 2			IDEAL / BEST COMPARISON						
POS	NO	NAME	TIME	NO	NAME	TIME	POS	NO	NAME	IDEAL	BEST	DIFF
									PERFECT LAP	1:55.445		
1	57	SMITH	1:06.442	57	SMITH	49.003	1	57	SMITH	1:55.445	1:55.445	0.000
2	50	THOMAS	1:06.607	50	THOMAS	49.106	2	50	THOMAS	1:55.713	1:55.713	0.000
3	22	PERKIN	1:07.666	22	PERKIN	49.395	3	22	PERKIN	1:57.061	1:57.061	0.000
4	74	O'BRIEN	1:08.163	74	O'BRIEN	50.227	4	74	O'BRIEN	1:58.390	1:58.390	0.000
5	56	HEBB	1:10.548	56	HEBB	50.771	5	56	HEBB	2:01.319	2:01.319	0.000
6	77	GLASGOW	1:10.950	137	JACKSON	50.852	6	77	GLASGOW	2:02.182	2:02.182	0.000
7	52	STOKES	1:11.670	77	GLASGOW	51.232	7	52	STOKES	2:04.837	2:05.577	0.740
8	631	CRAGG	1:12.423	26	STEPHEN	52.701	8	129	BAILEY	2:05.268	2:05.494	0.226
9	129	BAILEY	1:12.499	129	BAILEY	52.769	9	26	STEPHEN	2:05.372	2:05.372	0.000
10	26	STEPHEN	1:12.671	631	CRAGG	53.045	10	631	CRAGG	2:05.468	2:05.626	0.158
11	3	BEDFORD	1:13.467	52	STOKES	53.167	11	3	BEDFORD	2:08.094	2:08.115	0.021
12	53	DAWSON	1:14.116	3	BEDFORD	54.627	12	53	DAWSON	2:09.200	2:09.331	0.131
13	72	CRAGG	1:15.900	53	DAWSON	55.084	13	72	CRAGG	2:12.662	2:12.662	0.000
14	39	WILLIAMS	1:17.773	39	WILLIAMS	55.777	14	39	WILLIAMS	2:13.550	2:13.550	0.000
15	37	RANSLEY	1:23.727	72	CRAGG	56.762	15	37	RANSLEY	2:22.989	2:22.989	0.000
16				37	RANSLEY	59.262	16	137	JACKSON			
17												

International Sidecar Revival Meeting 2023

The Lansdowne Classic Series

RACE 9 - STATISTICS

Competitors Started 17
Planned Start 2023-08-05 @ 17:20:00.000
Actual Start 2023-08-05 @ 17:25:48.828
Finish Time 2023-08-05 @ 17:37:44.448
Track Length 2.1800mi.
Total Laps 90
Total Distance Covered 196.2016mi.

Session Fastest Lap History

NO	CL	NAME	LAP TIME	TIME OF DAY	LAP	VEHICLE
22	11A	Tony PERKIN	2:00.688	17:29:56.528	2	Norton MANX
50	11A	George THOMAS	2:00.656	17:29:57.263	2	Dunnell Manx 500CC
57	11A	Mike SMITH	2:00.155	17:29:58.696	2	Norton MANX
22	11A	Tony PERKIN	2:00.076	17:31:56.604	3	Norton MANX
57	11A	Mike SMITH	1:59.101	17:31:57.797	3	Norton MANX
22	11A	Tony PERKIN	1:58.743	17:33:55.347	4	Norton MANX
50	11A	George THOMAS	1:58.563	17:33:55.919	4	Dunnell Manx 500CC
22	11A	Tony PERKIN	1:57.504	17:35:52.850	5	Norton MANX
50	11A	George THOMAS	1:57.393	17:35:53.312	5	Dunnell Manx 500CC
57	11A	Mike SMITH	1:57.346	17:35:53.839	5	Norton MANX
50	11A	George THOMAS	1:55.713	17:37:49.025	6	Dunnell Manx 500CC
57	11A	Mike SMITH	1:55.445	17:37:49.284	6	Norton MANX

Session Leader History

NO	CL	NAME	FROM LAP	LAPS LED	DISTANCE	VEHICLE
22	11A	Tony PERKIN	1	5	10.90 miles	Norton MANX
50	11A	George THOMAS	6	1	2.18 miles	Dunnell Manx 500CC

Flag History

TYPE	TIME OF DAY
GREEN	17:25:48.828
FINISH	17:37:44.448

Flag Statistics

TYPE	COUNT	TOTAL LAPS	TOTAL TIME
Green	1	6	13:51.621
Red	0	0	0.000
Safety Car	0	0	0.000
FCY	0	0	0.000

International Sidecar Revival Meeting 2023

The Lansdowne Classic Series

RACE 9 - STATISTICS

CLASS : 11A

5 Starters

Fastest Lap History

NO	NAME	LAP TIME	TIME OF DAY	LAP	VEHICLE
22	Tony PERKIN	2:00.688	17:29:56.528	2	Norton MANX
50	George THOMAS	2:00.656	17:29:57.263	2	Dunnell Manx 500CC
57	Mike SMITH	2:00.155	17:29:58.696	2	Norton MANX
22	Tony PERKIN	2:00.076	17:31:56.604	3	Norton MANX
57	Mike SMITH	1:59.101	17:31:57.797	3	Norton MANX
22	Tony PERKIN	1:58.743	17:33:55.347	4	Norton MANX
50	George THOMAS	1:58.563	17:33:55.919	4	Dunnell Manx 500CC
22	Tony PERKIN	1:57.504	17:35:52.850	5	Norton MANX
50	George THOMAS	1:57.393	17:35:53.312	5	Dunnell Manx 500CC
57	Mike SMITH	1:57.346	17:35:53.839	5	Norton MANX
50	George THOMAS	1:55.713	17:37:49.025	6	Dunnell Manx 500CC
57	Mike SMITH	1:55.445	17:37:49.284	6	Norton MANX

Leader History

NO	NAME	FROM LAP	LAPS LED	DISTANCE	VEHICLE
22	Tony PERKIN	1	5	10.90 miles	Norton MANX
50	George THOMAS	6	1	2.18 miles	Dunnell Manx 500CC

International Sidecar Revival Meeting 2023

The Lansdowne Classic Series

RACE 9 - STATISTICS

CLASS : 11B

8 Starters

Fastest Lap History

NO	NAME	LAP TIME	TIME OF DAY	LAP	VEHICLE
56	Matthew HEBB	2:03.995	17:30:04.841	2	Norton MANX
56	Matthew HEBB	2:03.829	17:32:08.670	3	Norton MANX
56	Matthew HEBB	2:02.987	17:34:11.657	4	Norton MANX
74	Jamie O'BRIEN	2:01.281	17:34:14.867	4	Oakden Norton MANX
74	Jamie O'BRIEN	1:59.480	17:36:14.336	5	Oakden Norton MANX
74	Jamie O'BRIEN	1:58.390	17:38:12.737	6	Oakden Norton MANX

Leader History

NO	NAME	FROM LAP	LAPS LED	DISTANCE	VEHICLE
56	Matthew HEBB	1	5	10.90 miles	Norton MANX
74	Jamie O'BRIEN	6	1	2.18 miles	Oakden Norton MANX

International Sidecar Revival Meeting 2023

The Lansdowne Classic Series

RACE 9 - STATISTICS

CLASS : 11C

3 Starters

Fastest Lap History

NO	NAME	LAP TIME	TIME OF DAY	LAP	VEHICLE
72	John CRAGG	2:16.670	17:30:31.241	2	Norton MANX
72	John CRAGG	2:16.500	17:32:47.741	3	Norton MANX
72	John CRAGG	2:14.432	17:35:02.173	4	Norton MANX
72	John CRAGG	2:12.662	17:37:14.835	5	Norton MANX

Leader History

NO	NAME	FROM LAP	LAPS LED	DISTANCE	VEHICLE
72	John CRAGG	1	6	13.08 miles	Norton MANX

International Sidecar Revival Meeting 2023

The Lansdowne Classic Series

RACE 9 - STATISTICS

CLASS : 11D

1 Starters

Fastest Lap History

NO	NAME	LAP TIME	TIME OF DAY	LAP	VEHICLE
26	Paul STEPHEN	2:10.855	17:30:15.846	2	Norton INTERNATIONAL 40M
26	Paul STEPHEN	2:10.076	17:32:25.922	3	Norton INTERNATIONAL 40M
26	Paul STEPHEN	2:07.464	17:34:33.386	4	Norton INTERNATIONAL 40M
26	Paul STEPHEN	2:06.515	17:36:39.901	5	Norton INTERNATIONAL 40M
26	Paul STEPHEN	2:05.372	17:38:45.272	6	Norton INTERNATIONAL 40M

Leader History

NO	NAME	FROM LAP	LAPS LED	DISTANCE	VEHICLE
26	Paul STEPHEN	1	6	13.08 miles	Norton INTERNATIONAL 40M



International Sidecar Revival Meeting 2023

The Lansdowne Classic Series

RACE 6 - GRID (8 Laps)

ROW 8	22	63	Harry COLE	23	111	Ian AUSTIN			
ROW 7	19	8	Jimmy MAY	20	45	Sebastian PEREZ	21	25	Mike FARRALL
ROW 6	16	37	Cliff RANSLEY	17	59	David HEBB	18	65	Ken PERCH
ROW 5	13	53	Richard DAWSON	14	72	John CRAGG	15	39	Alex WILLIAMS
ROW 4	10	52	Robin STOKES	11	631	Angela CRAGG	12	3	Nick BEDFORD
ROW 3	7	137	Daniel JACKSON	8	26	Paul STEPHEN	9	129	Luke BAILEY
ROW 2	4	74	Jamie O'BRIEN	5	56	Matthew HEBB	6	77	Andrew GLASGOW
ROW 1	1	57	Mike SMITH	2	50	George THOMAS	3	22	Tony PERKIN
			Pole						

Cadwell Park: 2.1800 miles

These results are provisional until the conclusion of any judicial and technical matters.

Clerk Of Course :	Stewards :	Timekeeper : <i>Craig Smith</i>
-------------------	------------	------------------------------------

Results can be found at www.tsl-timing.com

Printed - 17:46 Saturday, 05 August 2023





International Sidecar Revival Meeting 2023

The Lansdowne Classic Series

RACE 6 - CLASSIFICATION

POS	NO	CL	PIC NAME	ENTRY	LAPS	TIME	GAP	DIFF	MPH	BEST	ON
1	22	11A	1 Tony PERKIN	Norton MANX - Geartech	7	14:42.721			62.23	2:00.981	3
2	57	11A	2 Mike SMITH	Norton MANX - Smiffs Garage	7	14:47.201	4.480	4.480	61.92	1:59.238	3
3	74	11B	1 Jamie O'BRIEN	Oakden Norton MANX - Windy shed classics	7	15:05.432	22.711	18.231	60.67	2:01.512	3
4	45	11B	2 Sebastian PEREZ	Matchless G50 -	7	15:31.167	48.446	25.735	58.99	2:06.472	3
5	77	11B	3 Andrew GLASGOW	Norton MANX - Hiab service (hw) ltd	7	15:31.239	48.518	0.072	58.99	2:06.017	3
6	52	11B	4 Robin STOKES	Norton MANX - Cliff Ransley	7	15:33.618	50.897	2.379	58.84	2:06.135	3
7	56	11B	5 Matthew HEBB	Norton MANX -	7	15:42.392	59.671	8.774	58.29	2:07.424	2
8	631	11B	6 Angela CRAGG	Norton DOMINATOR -	7	15:44.445	1:01.724	2.053	58.16	2:09.222	3
9	53	11B	7 Richard DAWSON	Norton MANX -	7	16:01.150	1:18.429	16.705	57.15	2:10.393	3
10	72	11C	1 John CRAGG	Norton MANX -	7	16:31.568	1:48.847	30.418	55.40	2:14.645	3
11	39	11B	8 Alex WILLIAMS	Matchless G50 - Roger Skipp	7	17:15.384	2:32.663	43.816	53.05	2:13.977	3
12	37	11C	2 Cliff RANSLEY	Norton MANX -	6	15:26.966	1 Lap	1 Lap	50.79	2:29.158	3
13	65	11B	9 Ken PERCH	Norton MANX -	6	15:27.422	1 Lap	0.456	50.77	2:30.696	2

NOT CLASSIFIED

DNF	25	11B	Mike FARRALL	Norton Manx 500 -	5	11:24.243	2 Laps	1 Lap	57.34	2:11.021	3
DNF	50	11A	George THOMAS	Dunnell Manx 500CC - Tony Dunnell	4	13:10.812	3 Laps	1 Lap	39.69	2:30.930	4
DNF	26	11D	Paul STEPHEN	Norton INTERNATIONAL 40M -	3	6:36.806	4 Laps	1 Lap	59.33	2:07.656	3
DNF	3	11B	Nick BEDFORD	Norton MANX - Banx Race Paint	3	6:41.792	4 Laps	4.986	58.59	2:10.453	3

FASTEST LAP

57	11A	Mike SMITH	Norton MANX - Smiffs Garage	3	1:59.238	65.81 mph	105.92 kph
74	11B	Jamie O'BRIEN	Oakden Norton MANX - Windy shed classics	3	2:01.512	64.58 mph	103.94 kph
26	11D	Paul STEPHEN	Norton INTERNATIONAL 40M -	3	2:07.656	61.47 mph	98.93 kph
72	11C	John CRAGG	Norton MANX -	3	2:14.645	58.28 mph	93.80 kph

Class 11A - 92.5% of Race Speed = 57.56 mph

Class 11B - 92.5% of Race Speed = 56.11 mph

Class 11C - 92.5% of Race Speed = 51.24 mph

Weather / Track : Rain / Wet

These results are provisional until the conclusion of any judicial and technical matters.

Race Distance: 7 Laps / 15.26 miles

Cadwell Park: 2.1800 miles

Date: 06/08/2023 Start: 11:35 Finish: 11:49

Clerk Of Course :

Stewards :

Timekeeper :

Craig Smith

Results can be found at www.tsl-timing.com

Printed - 11:53 Sunday, 06 August 2023



International Sidecar Revival Meeting 2023

The Lansdowne Classic Series

RACE 6 - LAP CHART

LAP 1 @ 11:37:20.929

NO	BEHIND	LAP TIME
50		2:09.520
22	0.971	2:10.491
74	1.705	2:11.225
57	2.617	2:12.137
56	3.965	2:13.485
77	5.009	2:14.529
631	7.266	2:16.786
52	8.212	2:17.732
45	8.873	2:18.393
26	9.496	2:19.016
3	10.595	2:20.115
25	12.691	2:22.211
72	14.337	2:23.857
53	14.743	2:24.263
39	16.460	2:25.980
65	27.436	2:36.956
37	31.612	2:41.132

LAP 2 @ 11:39:24.500

NO	BEHIND	LAP TIME
22		2:02.600
74	2.165	2:04.031
57	2.522	2:03.476
56	7.818	2:07.424
77	9.075	2:07.637
631	13.585	2:09.890
52	13.946	2:09.305
45	14.383	2:09.081
26	16.059	2:10.134
3	18.248	2:11.224
25	23.513	2:14.393
53	23.842	2:12.670
72	26.812	2:16.046
39	30.211	2:17.322
65	54.561	2:30.696
37	58.239	2:30.198

LAP 3 @ 11:41:25.481

NO	BEHIND	LAP TIME
22		2:00.981
57	0.779	1:59.238
74	2.696	2:01.512
77	14.111	2:06.017
52	19.100	2:06.135
45	19.874	2:06.472
56	20.086	2:13.249
631	21.826	2:09.222
26	22.734	2:07.656
3	27.720	2:10.453
53	33.254	2:10.393
25	33.553	2:11.021
72	40.476	2:14.645
39	43.207	2:13.977
65	1:24.649	2:31.069
37	1:26.416	2:29.158
50	1 Lap	5:58.834

LAP 4 @ 11:43:27.462

NO	BEHIND	LAP TIME
22		2:01.981
57	0.716	2:01.918

74	5.020	2:04.305
77	21.592	2:09.462
52	25.077	2:07.958
45	26.606	2:08.713
56	27.435	2:09.330
631	30.785	2:10.940
25	46.231	2:14.659
53	46.612	2:15.339
72	58.657	2:20.162
39	1:05.091	2:23.865
37	1:58.509	2:34.074
65	1:59.149	2:36.481

LAP 5 @ 11:45:35.201

NO	BEHIND	LAP TIME
22		2:07.739
57	0.457	2:07.480
74	8.747	2:11.466
50	2 Laps	2:31.528
77	29.840	2:15.987
52	32.470	2:15.132
45	33.006	2:14.139
56	35.090	2:15.394
631	40.390	2:17.344
53	56.711	2:17.838
25	1:00.451	2:21.959
72	1:14.478	2:23.560
39	1:31.345	2:33.993

LAP 6 @ 11:47:44.707

NO	BEHIND	LAP TIME
22		2:09.506
57	1.813	2:10.862
74	15.905	2:16.664
37	1 Lap	2:35.379
65	1 Lap	2:36.099
50	2 Laps	2:30.930
77	38.895	2:18.561
45	40.614	2:17.114
52	42.446	2:19.482
56	47.330	2:21.746
631	49.725	2:18.841
53	1:07.720	2:20.515
72	1:30.174	2:25.202
39	2:01.214	2:39.375

LAP 7 @ 11:49:54.130

NO	BEHIND	LAP TIME
22		2:09.423
57	4.480	2:12.090
74	22.711	2:16.229
37	1 Lap	2:37.025
65	1 Lap	2:36.121
45	48.446	2:17.255
77	48.518	2:19.046
52	50.897	2:17.874
56	59.671	2:21.764
631	1:01.724	2:21.422
53	1:18.429	2:20.132
72	1:48.847	2:28.096
39	2:32.663	2:40.872

International Sidecar Revival Meeting 2023

The Lansdowne Classic Series

RACE 6 - POSITION CHART

No	Name	Lap Pos	1	2	3	4	5	6	7
			50	22	22	22	22	22	22
57	SMITH	1	50	22	22	22	22	22	22
50	THOMAS	2	22	74	57	57	57	57	57
22	PERKIN	3	74	57	74	74	74	74	74
74	O'BRIEN	4	57	56	77	77	77	77	45
56	HEBB	5	56	77	52	52	52	45	77
77	GLASGOW	6	77	631	45	45	45	52	52
26	STEPHEN	7	631	52	56	56	56	56	56
52	STOKES	8	52	45	631	631	631	631	631
631	CRAGG	9	45	26	26	25	53	53	53
3	BEDFORD	10	26	3	3	53	25	72	72
53	DAWSON	11	3	25	53	72	72	39	39
72	CRAGG	12	25	53	25	39	39	37	
39	WILLIAMS	13	72	72	72	37	37	65	
37	RANSLEY	14	53	39	39	65	65		
65	PERCH	15	39	65	65	50			
45	PEREZ	16	65	37	37				
25	FARRALL	17	37	50	50				

International Sidecar Revival Meeting 2023

The Lansdowne Classic Series

RACE 6 - SECTOR ANALYSIS



SECTOR 1 = FL to I1, SECTOR 2 = I1 to FL, DIFF = Difference To Personal Best Lap, P = Crossed Finish Line in Pit Lane, D = Time Disallowed

P1 22 11A Tony PERKIN		Norton MANX - Geartech				
IDEAL LAP TIME : 2:00.977		BEST LAP TIME : 2:00.981		DIFFERENCE : 0.004		
LAP	SECTOR 1	SECTOR 2	LAP TIME	MPH	DIFF	TIME OF DAY
1 -		52.267	2:10.491	60.14	9.510	11:37:21.900
2 -	1:11.126	51.474	2:02.600 (3)	64.01	1.619	11:39:24.500
3 -	1:09.790	51.191	2:00.981 (1)	64.87		11:41:25.481
4 -	1:09.786	52.195	2:01.981 (2)	64.33	1.000	11:43:27.462
5 -	1:13.863	53.876	2:07.739	61.43	6.758	11:45:35.201
6 -	1:15.090	54.416	2:09.506	60.60	8.525	11:47:44.707
7 -	1:14.566	54.857	2:09.423	60.63	8.442	11:49:54.130

P2 57 11A Mike SMITH		Norton MANX - Smiffs Garage				
IDEAL LAP TIME : 1:59.238		BEST LAP TIME : 1:59.238		DIFFERENCE : 0.000		
LAP	SECTOR 1	SECTOR 2	LAP TIME	MPH	DIFF	TIME OF DAY
1 -		53.227	2:12.137	59.39	12.899	11:37:23.546
2 -	1:11.495	51.981	2:03.476 (3)	63.55	4.238	11:39:27.022
3 -	1:08.899	50.339	1:59.238 (1)	65.81		11:41:26.260
4 -	1:09.182	52.736	2:01.918 (2)	64.37	2.680	11:43:28.178
5 -	1:13.325	54.155	2:07.480	61.56	8.242	11:45:35.658
6 -	1:14.740	56.122	2:10.862	59.97	11.624	11:47:46.520
7 -	1:14.911	57.179	2:12.090	59.41	12.852	11:49:58.610

P3 74 11B Jamie O'BRIEN		Oakden Norton MANX - Windy shed classics				
IDEAL LAP TIME : 2:01.512		BEST LAP TIME : 2:01.512		DIFFERENCE : 0.000		
LAP	SECTOR 1	SECTOR 2	LAP TIME	MPH	DIFF	TIME OF DAY
1 -		52.515	2:11.225	59.80	9.713	11:37:22.634
2 -	1:12.148	51.883	2:04.031 (2)	63.27	2.519	11:39:26.665
3 -	1:10.487	51.025	2:01.512 (1)	64.58		11:41:28.177
4 -	1:11.350	52.955	2:04.305 (3)	63.13	2.793	11:43:32.482
5 -	1:15.384	56.082	2:11.466	59.69	9.954	11:45:43.948
6 -	1:18.484	58.180	2:16.664	57.42	15.152	11:48:00.612
7 -	1:19.075	57.154	2:16.229	57.60	14.717	11:50:16.841

P4 45 11B Sebastian PEREZ		Matchless G50 -				
IDEAL LAP TIME : 2:06.472		BEST LAP TIME : 2:06.472		DIFFERENCE : 0.000		
LAP	SECTOR 1	SECTOR 2	LAP TIME	MPH	DIFF	TIME OF DAY
1 -		55.035	2:18.393	56.70	11.921	11:37:29.802
2 -	1:14.065	55.016	2:09.081 (3)	60.79	2.609	11:39:38.883
3 -	1:12.797	53.675	2:06.472 (1)	62.05		11:41:45.355
4 -	1:13.118	55.595	2:08.713 (2)	60.97	2.241	11:43:54.068
5 -	1:16.400	57.739	2:14.139	58.50	7.667	11:46:08.207
6 -	1:18.841	58.273	2:17.114	57.23	10.642	11:48:25.321
7 -	1:19.281	57.974	2:17.255	57.17	10.783	11:50:42.576

P5 77 11B Andrew GLASGOW		Norton MANX - Hiab service (hw) ltd				
IDEAL LAP TIME : 2:06.017		BEST LAP TIME : 2:06.017		DIFFERENCE : 0.000		
LAP	SECTOR 1	SECTOR 2	LAP TIME	MPH	DIFF	TIME OF DAY
1 -		53.432	2:14.529	58.33	8.512	11:37:25.938
2 -	1:14.343	53.294	2:07.637 (2)	61.48	1.620	11:39:33.575
3 -	1:13.536	52.481	2:06.017 (1)	62.27		11:41:39.592
4 -	1:14.111	55.351	2:09.462 (3)	60.62	3.445	11:43:49.054
5 -	1:19.814	56.173	2:15.987	57.71	9.970	11:46:05.041
6 -	1:20.808	57.753	2:18.561	56.63	12.544	11:48:23.602
7 -	1:21.683	57.363	2:19.046	56.44	13.029	11:50:42.648

International Sidecar Revival Meeting 2023

The Lansdowne Classic Series

RACE 6 - SECTOR ANALYSIS



SECTOR 1 = FL to I1, SECTOR 2 = I1 to FL, DIFF = Difference To Personal Best Lap, P = Crossed Finish Line in Pit Lane, D = Time Disallowed

P6 52 11B Robin STOKES			Norton MANX - Cliff Ransley			
IDEAL LAP TIME : 2:06.135		BEST LAP TIME : 2:06.135		DIFFERENCE : 0.000		
LAP	SECTOR 1	SECTOR 2	LAP TIME	MPH	DIFF	TIME OF DAY
1 -		54.748	2:17.732	56.98	11.597	11:37:29.141
2 -	1:13.922	55.383	2:09.305 (3)	60.69	3.170	11:39:38.446
3 -	1:12.067	54.068	2:06.135 (1)	62.21		11:41:44.581
4 -	1:12.962	54.996	2:07.958 (2)	61.33	1.823	11:43:52.539
5 -	1:17.124	58.008	2:15.132	58.07	8.997	11:46:07.671
6 -	1:20.638	58.844	2:19.482	56.26	13.347	11:48:27.153
7 -	1:20.051	57.823	2:17.874	56.92	11.739	11:50:45.027

P7 56 11B Matthew HEBB			Norton MANX -			
IDEAL LAP TIME : 2:06.056		BEST LAP TIME : 2:07.424		DIFFERENCE : 1.368		
LAP	SECTOR 1	SECTOR 2	LAP TIME	MPH	DIFF	TIME OF DAY
1 -		53.144	2:13.485	58.79	6.061	11:37:24.894
2 -	1:14.677	52.747	2:07.424 (1)	61.59		11:39:32.318
3 -	1:19.657	53.592	2:13.249 (3)	58.89	5.825	11:41:45.567
4 -	1:13.309	56.021	2:09.330 (2)	60.68	1.906	11:43:54.897
5 -	1:17.710	57.684	2:15.394	57.96	7.970	11:46:10.291
6 -	1:21.592	1:00.154	2:21.746	55.36	14.322	11:48:32.037
7 -	1:22.985	58.779	2:21.764	55.36	14.340	11:50:53.801

P8 631 11B Angela CRAGG			Norton DOMINATOR -			
IDEAL LAP TIME : 2:08.836		BEST LAP TIME : 2:09.222		DIFFERENCE : 0.386		
LAP	SECTOR 1	SECTOR 2	LAP TIME	MPH	DIFF	TIME OF DAY
1 -		54.846	2:16.786	57.37	7.564	11:37:28.195
2 -	1:14.650	55.240	2:09.890 (2)	60.42	0.668	11:39:38.085
3 -	1:15.036	54.186	2:09.222 (1)	60.73		11:41:47.307
4 -	1:14.763	56.177	2:10.940 (3)	59.93	1.718	11:43:58.247
5 -	1:18.039	59.305	2:17.344	57.14	8.122	11:46:15.591
6 -	1:19.854	58.987	2:18.841	56.52	9.619	11:48:34.432
7 -	1:21.834	59.588	2:21.422	55.49	12.200	11:50:55.854

P9 53 11B Richard DAWSON			Norton MANX -			
IDEAL LAP TIME : 2:10.393		BEST LAP TIME : 2:10.393		DIFFERENCE : 0.000		
LAP	SECTOR 1	SECTOR 2	LAP TIME	MPH	DIFF	TIME OF DAY
1 -		56.696	2:24.263	54.40	13.870	11:37:35.672
2 -	1:16.046	56.624	2:12.670 (2)	59.15	2.277	11:39:48.342
3 -	1:14.887	55.506	2:10.393 (1)	60.18		11:41:58.735
4 -	1:18.539	56.800	2:15.339 (3)	57.98	4.946	11:44:14.074
5 -	1:19.931	57.907	2:17.838	56.93	7.445	11:46:31.912
6 -	1:21.356	59.159	2:20.515	55.85	10.122	11:48:52.427
7 -	1:20.997	59.135	2:20.132	56.00	9.739	11:51:12.559

P10 72 11C John CRAGG			Norton MANX -			
IDEAL LAP TIME : 2:14.351		BEST LAP TIME : 2:14.645		DIFFERENCE : 0.294		
LAP	SECTOR 1	SECTOR 2	LAP TIME	MPH	DIFF	TIME OF DAY
1 -		57.209	2:23.857	54.55	9.212	11:37:35.266
2 -	1:17.584	58.462	2:16.046 (2)	57.68	1.401	11:39:51.312
3 -	1:17.142	57.503	2:14.645 (1)	58.28		11:42:05.957
4 -	1:17.970	1:02.192	2:20.162 (3)	55.99	5.517	11:44:26.119
5 -	1:22.755	1:00.805	2:23.560	54.66	8.915	11:46:49.679
6 -	1:23.361	1:01.841	2:25.202	54.04	10.557	11:49:14.881
7 -	1:24.431	1:03.665	2:28.096	52.99	13.451	11:51:42.977

International Sidecar Revival Meeting 2023

The Lansdowne Classic Series

RACE 6 - SECTOR ANALYSIS



SECTOR 1 = FL to I1, SECTOR 2 = I1 to FL, DIFF = Difference To Personal Best Lap, P = Crossed Finish Line in Pit Lane, D = Time Disallowed

P11 39 11B Alex WILLIAMS		Matchless G50 - Roger Skipp				
IDEAL LAP TIME : 2:13.977		BEST LAP TIME : 2:13.977		DIFFERENCE : 0.000		
LAP	SECTOR 1	SECTOR 2	LAP TIME	MPH	DIFF	TIME OF DAY
1 -		58.714	2:25.980	53.76	12.003	11:37:37.389
2 -	1:20.473	56.849	2:17.322 (2)	57.15	3.345	11:39:54.711
3 -	1:18.121	55.856	2:13.977 (1)	58.57		11:42:08.688
4 -	1:22.744	1:01.121	2:23.865 (3)	54.55	9.888	11:44:32.553
5 -	1:29.967	1:04.026	2:33.993	50.96	20.016	11:47:06.546
6 -	1:33.437	1:05.938	2:39.375	49.24	25.398	11:49:45.921
7 -	1:36.177	1:04.695	2:40.872	48.78	26.895	11:52:26.793

P12 37 11C Cliff RANSLEY		Norton MANX -				
IDEAL LAP TIME : 2:27.704		BEST LAP TIME : 2:29.158		DIFFERENCE : 1.454		
LAP	SECTOR 1	SECTOR 2	LAP TIME	MPH	DIFF	TIME OF DAY
1 -		1:03.797	2:41.132	48.70	11.974	11:37:52.541
2 -	1:29.245	1:00.953	2:30.198 (2)	52.25	1.040	11:40:22.739
3 -	1:26.751	1:02.407	2:29.158 (1)	52.61		11:42:51.897
4 -	1:31.041	1:03.033	2:34.074 (3)	50.93	4.916	11:45:25.971
5 -	1:31.464	1:03.915	2:35.379	50.50	6.221	11:48:01.350
6 -	1:31.838	1:05.187	2:37.025	49.97	7.867	11:50:38.375

P13 65 11B Ken PERCH		Norton MANX -				
IDEAL LAP TIME : 2:30.415		BEST LAP TIME : 2:30.696		DIFFERENCE : 0.281		
LAP	SECTOR 1	SECTOR 2	LAP TIME	MPH	DIFF	TIME OF DAY
1 -		1:04.158	2:36.956	50.00	6.260	11:37:48.365
2 -	1:27.712	1:02.984	2:30.696 (1)	52.07		11:40:19.061
3 -	1:27.431	1:03.638	2:31.069 (2)	51.95	0.373	11:42:50.130
4 -	1:31.469	1:05.012	2:36.481	50.15	5.785	11:45:26.611
5 -	1:31.210	1:04.889	2:36.099 (3)	50.27	5.403	11:48:02.710
6 -	1:31.225	1:04.896	2:36.121	50.26	5.425	11:50:38.831

P14 25 11B Mike FARRALL		Norton Manx 500 -				
IDEAL LAP TIME : 2:11.021		BEST LAP TIME : 2:11.021		DIFFERENCE : 0.000		
LAP	SECTOR 1	SECTOR 2	LAP TIME	MPH	DIFF	TIME OF DAY
1 -		56.512	2:22.211	55.18	11.190	11:37:33.620
2 -	1:16.835	57.558	2:14.393 (2)	58.39	3.372	11:39:48.013
3 -	1:15.792	55.229	2:11.021 (1)	59.89		11:41:59.034
4 -	1:16.844	57.815	2:14.659 (3)	58.28	3.638	11:44:13.693
5 -	1:21.328	1:00.631	2:21.959	55.28	10.938	11:46:35.652

P15 50 11A George THOMAS		Dunnell Manx 500CC - Tony Dunnell				
IDEAL LAP TIME : 2:03.287		BEST LAP TIME : 2:30.930		DIFFERENCE : 27.643		
LAP	SECTOR 1	SECTOR 2	LAP TIME	MPH	DIFF	TIME OF DAY
1 -		52.013	2:09.520	60.59		11:37:20.929
2 -	1:11.274	4:47.560	5:58.834 (3)	21.87	3:27.904	11:43:19.763
3 -	1:29.237	1:02.291	2:31.528 (2)	51.79	0.598	11:45:51.291
4 -	1:27.851	1:03.079	2:30.930 (1)	51.99		11:48:22.221

P16 26 11D Paul STEPHEN		Norton INTERNATIONAL 40M -				
IDEAL LAP TIME : 2:07.656		BEST LAP TIME : 2:07.656		DIFFERENCE : 0.000		
LAP	SECTOR 1	SECTOR 2	LAP TIME	MPH	DIFF	TIME OF DAY
1 -		54.900	2:19.016	56.45	11.360	11:37:30.425
2 -	1:15.717	54.417	2:10.134 (2)	60.30	2.478	11:39:40.559
3 -	1:14.494	53.162	2:07.656 (1)	61.47		11:41:48.215

International Sidecar Revival Meeting 2023

The Lansdowne Classic Series

RACE 6 - SECTOR ANALYSIS



SECTOR 1 = FL to I1, SECTOR 2 = I1 to FL, DIFF = Difference To Personal Best Lap, P = Crossed Finish Line in Pit Lane, D = Time Disallowed

P17		3 11B		Nick BEDFORD		Norton MANX - Banx Race Paint	
IDEAL LAP TIME : 2:10.453		BEST LAP TIME : 2:10.453		DIFFERENCE : 0.000			
LAP	SECTOR 1	SECTOR 2	LAP TIME	MPH	DIFF	TIME OF DAY	
1 -		55.809	2:20.115	56.01	9.662	11:37:31.524	
2 -	1:15.772	55.452	2:11.224 (2)	59.80	0.771	11:39:42.748	
3 -	1:15.361	55.092	2:10.453 (1)	60.16		11:41:53.201	

International Sidecar Revival Meeting 2023

The Lansdowne Classic Series

RACE 6 - BEST SECTORS

SECTOR 1			SECTOR 2			IDEAL / BEST COMPARISON						
POS	NO	NAME	TIME	NO	NAME	TIME	POS	NO	NAME	IDEAL	BEST	DIFF
									PERFECT LAP	1:59.238		
1	57	SMITH	1:08.899	57	SMITH	50.339	1	57	SMITH	1:59.238	1:59.238	0.000
2	22	PERKIN	1:09.786	74	O'BRIEN	51.025	2	22	PERKIN	2:00.977	2:00.981	0.004
3	74	O'BRIEN	1:10.487	22	PERKIN	51.191	3	74	O'BRIEN	2:01.512	2:01.512	0.000
4	50	THOMAS	1:11.274	50	THOMAS	52.013	4	50	THOMAS	2:03.287	2:30.930	27.643
5	52	STOKES	1:12.067	77	GLASGOW	52.481	5	77	GLASGOW	2:06.017	2:06.017	0.000
6	45	PEREZ	1:12.797	56	HEBB	52.747	6	56	HEBB	2:06.056	2:07.424	1.368
7	56	HEBB	1:13.309	26	STEPHEN	53.162	7	52	STOKES	2:06.135	2:06.135	0.000
8	77	GLASGOW	1:13.536	45	PEREZ	53.675	8	45	PEREZ	2:06.472	2:06.472	0.000
9	26	STEPHEN	1:14.494	52	STOKES	54.068	9	26	STEPHEN	2:07.656	2:07.656	0.000
10	631	CRAGG	1:14.650	631	CRAGG	54.186	10	631	CRAGG	2:08.836	2:09.222	0.386
11	53	DAWSON	1:14.887	3	BEDFORD	55.092	11	53	DAWSON	2:10.393	2:10.393	0.000
12	3	BEDFORD	1:15.361	25	FARRALL	55.229	12	3	BEDFORD	2:10.453	2:10.453	0.000
13	25	FARRALL	1:15.792	53	DAWSON	55.506	13	25	FARRALL	2:11.021	2:11.021	0.000
14	72	CRAGG	1:17.142	39	WILLIAMS	55.856	14	39	WILLIAMS	2:13.977	2:13.977	0.000
15	39	WILLIAMS	1:18.121	72	CRAGG	57.209	15	72	CRAGG	2:14.351	2:14.645	0.294
16	37	RANSLEY	1:26.751	37	RANSLEY	1:00.953	16	37	RANSLEY	2:27.704	2:29.158	1.454
17	65	PERCH	1:27.431	65	PERCH	1:02.984	17	65	PERCH	2:30.415	2:30.696	0.281

International Sidecar Revival Meeting 2023

The Lansdowne Classic Series

RACE 6 - STATISTICS

Competitors Started 17
Planned Start 2023-08-06 @ 11:10:00.000
Actual Start 2023-08-06 @ 11:35:11.408
Finish Time 2023-08-06 @ 11:49:51.036
Track Length 2.1800mi.
Total Laps 104
Total Distance Covered 226.7219mi.

Session Fastest Lap History

NO	CL	NAME	LAP TIME	TIME OF DAY	LAP	VEHICLE
22	11A	Tony PERKIN	2:02.600	11:39:24.513	2	Norton MANX
22	11A	Tony PERKIN	2:00.981	11:41:25.493	3	Norton MANX
57	11A	Mike SMITH	1:59.238	11:41:26.272	3	Norton MANX

Session Leader History

NO	CL	NAME	FROM LAP	LAPS LED	DISTANCE	VEHICLE
50	11A	George THOMAS	1	1	2.18 miles	Dunnell Manx 500CC
22	11A	Tony PERKIN	2	6	13.08 miles	Norton MANX

Flag History

TYPE	TIME OF DAY
GREEN	11:35:11.408
FINISH	11:49:51.036

Flag Statistics

TYPE	COUNT	TOTAL LAPS	TOTAL TIME
Green	1	7	17:20.484
Red	0	0	0.000
Safety Car	0	0	0.000
FCY	0	0	0.000

International Sidecar Revival Meeting 2023

The Lansdowne Classic Series

RACE 6 - STATISTICS

CLASS : 11A

3 Starters

Fastest Lap History

NO	NAME	LAP TIME	TIME OF DAY	LAP	VEHICLE
22	Tony PERKIN	2:02.600	11:39:24.513	2	Norton MANX
22	Tony PERKIN	2:00.981	11:41:25.493	3	Norton MANX
57	Mike SMITH	1:59.238	11:41:26.272	3	Norton MANX

Leader History

NO	NAME	FROM LAP	LAPS LED	DISTANCE	VEHICLE
50	George THOMAS	1	1	2.18 miles	Dunnell Manx 500CC
22	Tony PERKIN	2	6	13.08 miles	Norton MANX

International Sidecar Revival Meeting 2023

The Lansdowne Classic Series

RACE 6 - STATISTICS

CLASS : 11B

11 Starters

Fastest Lap History

NO	NAME	LAP TIME	TIME OF DAY	LAP	VEHICLE
74	Jamie O'BRIEN	2:04.031	11:39:26.676	2	Oakden Norton MANX
74	Jamie O'BRIEN	2:01.512	11:41:28.188	3	Oakden Norton MANX

Leader History

NO	NAME	FROM LAP	LAPS LED	DISTANCE	VEHICLE
74	Jamie O'BRIEN	1	7	15.26 miles	Oakden Norton MANX

International Sidecar Revival Meeting 2023

The Lansdowne Classic Series

RACE 6 - STATISTICS

CLASS : 11C

2 Starters

Fastest Lap History

NO	NAME	LAP TIME	TIME OF DAY	LAP	VEHICLE
72	John CRAGG	2:16.046	11:39:51.325	2	Norton MANX
72	John CRAGG	2:14.645	11:42:05.970	3	Norton MANX

Leader History

NO	NAME	FROM LAP	LAPS LED	DISTANCE	VEHICLE
72	John CRAGG	1	7	15.26 miles	Norton MANX

International Sidecar Revival Meeting 2023

The Lansdowne Classic Series

RACE 6 - STATISTICS

CLASS : 11D

1 Starters

Fastest Lap History

NO	NAME	LAP TIME	TIME OF DAY	LAP	VEHICLE
26	Paul STEPHEN	2:10.134	11:39:40.570	2	Norton INTERNATIONAL 40M
26	Paul STEPHEN	2:07.656	11:41:48.226	3	Norton INTERNATIONAL 40M

Leader History

NO	NAME	FROM LAP	LAPS LED	DISTANCE	VEHICLE
26	Paul STEPHEN	1	3	6.54 miles	Norton INTERNATIONAL 40M



International Sidecar Revival Meeting 2023

The Lansdowne Classic Series

RACE 14 - GRID (7 Laps)

ROW 7	19	129 Luke BAILEY	20	59 David HEBB	21	8 Jimmy MAY
ROW 6			16	2:30.696 65 Ken PERCH	17	2:30.930 50 George THOMAS
ROW 5	13	2:13.977 39 Alex WILLIAMS	14	2:14.645 72 John CRAGG	15	2:29.158 37 Cliff RANSLEY
ROW 4			10	2:10.393 53 Richard DAWSON	11	2:10.453 3 Nick BEDFORD
ROW 3	7	2:07.424 56 Matthew HEBB	8	2:07.656 26 Paul STEPHEN	9	2:09.222 631 Angela CRAGG
ROW 2			4	2:06.017 77 Andrew GLASGOW	5	2:06.135 52 Robin STOKES
ROW 1	1	1:59.238 57 Mike SMITH	2	2:00.981 22 Tony PERKIN	3	2:01.512 74 Jamie O'BRIEN
		Pole				

Cadwell Park: 2.1800 miles

These results are provisional until the conclusion of any judicial and technical matters.

Clerk Of Course :	Stewards :	Timekeeper : <i>Craig Smith</i>
-------------------	------------	------------------------------------

Results can be found at www.tsl-timing.com

Printed - 11:56 Sunday, 06 August 2023





International Sidecar Revival Meeting 2023

The Lansdowne Classic Series

RACE 14 - CLASSIFICATION

POS	NO	CL	PIC	NAME	ENTRY	LAPS	TIME	GAP	DIFF	MPH	BEST	ON
1	56	11B	1	Matthew HEBB	Norton MANX -	7	13:04.610			70.01	1:50.325	6
2	50	11A	1	George THOMAS	Dunnell Manx 500CC - Tony Dunnell	7	13:05.062	0.452	0.452	69.97	1:49.619	7
3	22	11A	2	Tony PERKIN	Norton MANX - Geartech	7	13:14.815	10.205	9.753	69.11	1:51.226	4
4	74	11B	2	Jamie O'BRIEN	Oakden Norton MANX - Windy shed classics	7	13:18.081	13.471	3.266	68.83	1:51.257	7
5	52	11B	3	Robin STOKES	Norton MANX - Cliff Ransley	7	13:27.808	23.198	9.727	68.00	1:53.533	6
6	45	11B	4	Sebastian PEREZ	Matchless G50 -	7	13:33.182	28.572	5.374	67.55	1:53.605	7
7	3	11B	5	Nick BEDFORD	Norton MANX - Banx Race Paint	7	13:33.475	28.865	0.293	67.53	1:53.298	7
8	77	11B	6	Andrew GLASGOW	Norton MANX - Hiab service (hw) ltd	7	13:41.823	37.213	8.348	66.84	1:55.883	5
9	631	11B	7	Angela CRAGG	Norton DOMINATOR -	7	13:45.522	40.912	3.699	66.54	1:55.085	7
10	25	11B	8	Mike FARRALL	Norton Manx 500 -	7	13:47.343	42.733	1.821	66.40	1:55.591	6
11	53	11B	9	Richard DAWSON	Norton MANX -	7	14:12.403	1:07.793	25.060	64.44	1:57.209	7
12	26	11D	1	Paul STEPHEN	Norton INTERNATIONAL 40M -	7	14:13.605	1:08.995	1.202	64.35	1:59.225	7
13	72	11C	1	John CRAGG	Norton MANX -	7	14:56.577	1:51.967	42.972	61.27	2:05.130	6
14	65	11B	10	Ken PERCH	Norton MANX -	6	13:04.973	1 Lap	1 Lap	59.98	2:06.433	6

NOT CLASSIFIED

DNF	39	11B		Alex WILLIAMS	Matchless G50 - Roger Skipp	4	8:26.075	3 Laps	2 Laps	62.03	2:03.914	4
DNF	37	11C		Cliff RANSLEY	Norton MANX -	2	4:49.727	5 Laps	2 Laps	54.17	2:18.594	2

FASTEST LAP

50	11A			George THOMAS	Dunnell Manx 500CC - Tony Dunnell	7	1:49.619			71.59 mph	115.21 kph
56	11B			Matthew HEBB	Norton MANX -	6	1:50.325			71.13 mph	114.48 kph
26	11D			Paul STEPHEN	Norton INTERNATIONAL 40M -	7	1:59.225			65.82 mph	105.93 kph
72	11C			John CRAGG	Norton MANX -	6	2:05.130			62.71 mph	100.93 kph

Class 11B - 92.5% of Race Speed = 64.75 mph

Class 11A - 92.5% of Race Speed = 64.72 mph

Class 11D - 92.5% of Race Speed = 59.52 mph

Class 11C - 92.5% of Race Speed = 56.67 mph

Weather / Track : Cloudy / Dry

These results are provisional until the conclusion of any judicial and technical matters.

Race Distance: 7 Laps / 15.26 miles

Cadwell Park: 2.1800 miles

Date: 06/08/2023 Start: 16:01 Finish: 16:14

Clerk Of Course :

Stewards :

Timekeeper :

Craig Smith

Results can be found at www.tsl-timing.com

Printed - 16:34 Sunday, 06 August 2023



International Sidecar Revival Meeting 2023

The Lansdowne Classic Series

RACE 14 - LAP CHART

LAP 1 @ 16:03:26.321

NO	BEHIND	LAP TIME
22		1:58.424
56	0.361	1:58.785
74	1.413	1:59.837
50	1.852	2:00.276
77	3.758	2:02.182
52	4.554	2:02.978
45	5.158	2:03.582
3	5.628	2:04.052
631	7.757	2:06.181
25	8.014	2:06.438
26	9.127	2:07.551
53	12.384	2:10.808
39	15.012	2:13.436
72	16.675	2:15.099
65	20.627	2:19.051
37	32.709	2:31.133

LAP 2 @ 16:05:18.491

NO	BEHIND	LAP TIME
22		1:52.170
56	0.277	1:52.086
50	1.836	1:52.154
74	5.019	1:55.776
52	6.475	1:54.091
77	8.253	1:56.665
45	8.815	1:55.827
3	9.222	1:55.764
25	14.082	1:58.238
631	14.395	1:58.808
26	19.052	2:02.095
53	22.237	2:02.023
39	27.522	2:04.680
72	31.314	2:06.809
65	38.469	2:10.012
37	59.133	2:18.594

LAP 3 @ 16:07:09.592

NO	BEHIND	LAP TIME
56		1:50.824
22	1.617	1:52.718
50	2.173	1:51.438
74	7.303	1:53.385
52	9.914	1:54.540
45	13.018	1:55.304
3	13.883	1:55.762
77	14.209	1:57.057
631	20.209	1:56.915
25	21.431	1:58.450
26	29.619	2:01.668
53	33.740	2:02.604
39	40.466	2:04.045
72	48.420	2:08.207
65	57.845	2:10.477

LAP 4 @ 16:09:00.810

NO	BEHIND	LAP TIME
56		1:51.218
22	1.625	1:51.226
50	1.944	1:50.989
74	9.343	1:53.258
52	12.793	1:54.097

45	17.716	1:55.916
3	18.167	1:55.502
77	18.915	1:55.924
631	25.975	1:56.984
25	26.740	1:56.527
26	40.448	2:02.047
53	43.950	2:01.428
39	53.162	2:03.914
72	1:04.697	2:07.495
65	1:15.672	2:09.045

LAP 5 @ 16:10:51.819

NO	BEHIND	LAP TIME
56		1:51.009
50	1.474	1:50.539
22	2.793	1:52.177
74	10.853	1:52.519
52	16.743	1:54.959
45	21.428	1:54.721
3	21.891	1:54.733
77	23.789	1:55.883
631	31.021	1:56.055
25	31.460	1:55.729
26	50.734	2:01.295
53	52.802	1:59.861
72	1:20.347	2:06.659
65	1:34.618	2:09.955

LAP 6 @ 16:12:42.144

NO	BEHIND	LAP TIME
56		1:50.325
50	1.196	1:50.047
22	5.841	1:53.373
74	12.577	1:52.049
52	19.951	1:53.533
45	25.330	1:54.227
3	25.930	1:54.364
77	29.778	1:56.314
631	36.190	1:55.494
25	36.726	1:55.591
26	1:00.133	1:59.724
53	1:00.947	1:58.470
72	1:35.152	2:05.130

LAP 7 @ 16:14:32.507

NO	BEHIND	LAP TIME
56		1:50.363
65	1 Lap	2:06.433
50	0.452	1:49.619
22	10.205	1:54.727
74	13.471	1:51.257
52	23.198	1:53.610
45	28.572	1:53.605
3	28.865	1:53.298
77	37.213	1:57.798
631	40.912	1:55.085
25	42.733	1:56.370
53	1:07.793	1:57.209
26	1:08.995	1:59.225
72	1:51.967	2:07.178

International Sidecar Revival Meeting 2023

The Lansdowne Classic Series

RACE 14 - POSITION CHART

No	Name	Lap Pos	Lap						
			1	2	3	4	5	6	7
22	PERKIN	1	22	22	56	56	56	56	56
74	O'BRIEN	2	56	56	22	22	50	50	50
77	GLASGOW	3	74	50	50	50	22	22	22
52	STOKES	4	50	74	74	74	74	74	74
45	PEREZ	5	77	52	52	52	52	52	52
56	HEBB	6	52	77	45	45	45	45	45
26	STEPHEN	7	45	45	3	3	3	3	3
631	CRAGG	8	3	3	77	77	77	77	77
53	DAWSON	9	631	25	631	631	631	631	631
3	BEDFORD	10	25	631	25	25	25	25	25
25	FARRALL	11	26	26	26	26	26	26	53
39	WILLIAMS	12	53	53	53	53	53	53	26
72	CRAGG	13	39	39	39	39	72	72	72
37	RANSLEY	14	72	72	72	72	65	65	
65	PERCH	15	65	65	65	65			
50	THOMAS	16	37	37					

International Sidecar Revival Meeting 2023

The Lansdowne Classic Series

RACE 14 - SECTOR ANALYSIS



SECTOR 1 = FL to I1, SECTOR 2 = I1 to FL, DIFF = Difference To Personal Best Lap, P = Crossed Finish Line in Pit Lane, D = Time Disallowed

P1 56 11B Matthew HEBB		Norton MANX -				
IDEAL LAP TIME : 1:50.193		BEST LAP TIME : 1:50.325		DIFFERENCE : 0.132		
LAP	SECTOR 1	SECTOR 2	LAP TIME	MPH	DIFF	TIME OF DAY
1 -		47.298	1:58.785	66.06	8.460	16:03:26.682
2 -	1:05.218	46.868	1:52.086	70.01	1.761	16:05:18.768
3 -	1:04.889	45.935	1:50.824 (3)	70.81	0.499	16:07:09.592
4 -	1:05.170	46.048	1:51.218	70.56	0.893	16:09:00.810
5 -	1:04.897	46.112	1:51.009	70.69	0.684	16:10:51.819
6 -	1:04.591	45.734	1:50.325 (1)	71.13		16:12:42.144
7 -	1:04.459	45.904	1:50.363 (2)	71.11	0.038	16:14:32.507

P2 50 11A George THOMAS		Dunnell Manx 500CC - Tony Dunnell				
IDEAL LAP TIME : 1:49.619		BEST LAP TIME : 1:49.619		DIFFERENCE : 0.000		
LAP	SECTOR 1	SECTOR 2	LAP TIME	MPH	DIFF	TIME OF DAY
1 -		47.165	2:00.276	65.25	10.657	16:03:28.173
2 -	1:05.553	46.601	1:52.154	69.97	2.535	16:05:20.327
3 -	1:05.112	46.326	1:51.438	70.42	1.819	16:07:11.765
4 -	1:04.657	46.332	1:50.989	70.71	1.370	16:09:02.754
5 -	1:04.571	45.968	1:50.539 (3)	70.99	0.920	16:10:53.293
6 -	1:04.176	45.871	1:50.047 (2)	71.31	0.428	16:12:43.340
7 -	1:03.898	45.721	1:49.619 (1)	71.59		16:14:32.959

P3 22 11A Tony PERKIN		Norton MANX - Geartech				
IDEAL LAP TIME : 1:51.226		BEST LAP TIME : 1:51.226		DIFFERENCE : 0.000		
LAP	SECTOR 1	SECTOR 2	LAP TIME	MPH	DIFF	TIME OF DAY
1 -		47.202	1:58.424	66.27	7.198	16:03:26.321
2 -	1:05.288	46.882	1:52.170 (2)	69.96	0.944	16:05:18.491
3 -	1:05.925	46.793	1:52.718	69.62	1.492	16:07:11.209
4 -	1:04.620	46.606	1:51.226 (1)	70.55		16:09:02.435
5 -	1:05.557	46.620	1:52.177 (3)	69.96	0.951	16:10:54.612
6 -	1:05.729	47.644	1:53.373	69.22	2.147	16:12:47.985
7 -	1:06.581	48.146	1:54.727	68.40	3.501	16:14:42.712

P4 74 11B Jamie O'BRIEN		Oakden Norton MANX - Windy shed classics				
IDEAL LAP TIME : 1:51.257		BEST LAP TIME : 1:51.257		DIFFERENCE : 0.000		
LAP	SECTOR 1	SECTOR 2	LAP TIME	MPH	DIFF	TIME OF DAY
1 -		47.415	1:59.837	65.48	8.580	16:03:27.734
2 -	1:07.382	48.394	1:55.776	67.78	4.519	16:05:23.510
3 -	1:06.580	46.805	1:53.385	69.21	2.128	16:07:16.895
4 -	1:06.015	47.243	1:53.258	69.29	2.001	16:09:10.153
5 -	1:05.510	47.009	1:52.519 (3)	69.74	1.262	16:11:02.672
6 -	1:05.122	46.927	1:52.049 (2)	70.04	0.792	16:12:54.721
7 -	1:04.928	46.329	1:51.257 (1)	70.53		16:14:45.978

P5 52 11B Robin STOKES		Norton MANX - Cliff Ransley				
IDEAL LAP TIME : 1:53.116		BEST LAP TIME : 1:53.533		DIFFERENCE : 0.417		
LAP	SECTOR 1	SECTOR 2	LAP TIME	MPH	DIFF	TIME OF DAY
1 -		48.630	2:02.978	63.81	9.445	16:03:30.875
2 -	1:05.695	48.396	1:54.091 (3)	68.78	0.558	16:05:24.966
3 -	1:06.513	48.027	1:54.540	68.51	1.007	16:07:19.506
4 -	1:06.262	47.835	1:54.097	68.78	0.564	16:09:13.603
5 -	1:07.101	47.858	1:54.959	68.26	1.426	16:11:08.562
6 -	1:06.058	47.475	1:53.533 (1)	69.12		16:13:02.095
7 -	1:06.189	47.421	1:53.610 (2)	69.07	0.077	16:14:55.705

International Sidecar Revival Meeting 2023

The Lansdowne Classic Series

RACE 14 - SECTOR ANALYSIS



SECTOR 1 = FL to I1, SECTOR 2 = I1 to FL, DIFF = Difference To Personal Best Lap, P = Crossed Finish Line in Pit Lane, D = Time Disallowed

P6 45 11B Sebastian PEREZ		Matchless G50 -				
IDEAL LAP TIME : 1:53.605		BEST LAP TIME : 1:53.605		DIFFERENCE : 0.000		
LAP	SECTOR 1	SECTOR 2	LAP TIME	MPH	DIFF	TIME OF DAY
1 -		48.951	2:03.582	63.50	9.977	16:03:31.479
2 -	1:07.051	48.776	1:55.827	67.75	2.222	16:05:27.306
3 -	1:06.798	48.506	1:55.304	68.06	1.699	16:07:22.610
4 -	1:07.281	48.635	1:55.916	67.70	2.311	16:09:18.526
5 -	1:06.665	48.056	1:54.721 (3)	68.41	1.116	16:11:13.247
6 -	1:06.304	47.923	1:54.227 (2)	68.70	0.622	16:13:07.474
7 -	1:05.682	47.923	1:53.605 (1)	69.08		16:15:01.079

P7 3 11B Nick BEDFORD		Norton MANX - Banx Race Paint				
IDEAL LAP TIME : 1:53.298		BEST LAP TIME : 1:53.298		DIFFERENCE : 0.000		
LAP	SECTOR 1	SECTOR 2	LAP TIME	MPH	DIFF	TIME OF DAY
1 -		48.207	2:04.052	63.26	10.754	16:03:31.949
2 -	1:07.620	48.144	1:55.764	67.79	2.466	16:05:27.713
3 -	1:07.532	48.230	1:55.762	67.79	2.464	16:07:23.475
4 -	1:06.698	48.804	1:55.502	67.94	2.204	16:09:18.977
5 -	1:06.721	48.012	1:54.733 (3)	68.40	1.435	16:11:13.710
6 -	1:06.482	47.882	1:54.364 (2)	68.62	1.066	16:13:08.074
7 -	1:05.810	47.488	1:53.298 (1)	69.26		16:15:01.372

P8 77 11B Andrew GLASGOW		Norton MANX - Hiab service (hw) ltd				
IDEAL LAP TIME : 1:55.749		BEST LAP TIME : 1:55.883		DIFFERENCE : 0.134		
LAP	SECTOR 1	SECTOR 2	LAP TIME	MPH	DIFF	TIME OF DAY
1 -		48.247	2:02.182	64.23	6.299	16:03:30.079
2 -	1:08.017	48.648	1:56.665	67.27	0.782	16:05:26.744
3 -	1:08.860	48.197	1:57.057	67.04	1.174	16:07:23.801
4 -	1:07.664	48.260	1:55.924 (2)	67.70	0.041	16:09:19.725
5 -	1:07.798	48.085	1:55.883 (1)	67.72		16:11:15.608
6 -	1:07.938	48.376	1:56.314 (3)	67.47	0.431	16:13:11.922
7 -	1:08.610	49.188	1:57.798	66.62	1.915	16:15:09.720

P9 631 11B Angela CRAGG		Norton DOMINATOR -				
IDEAL LAP TIME : 1:55.085		BEST LAP TIME : 1:55.085		DIFFERENCE : 0.000		
LAP	SECTOR 1	SECTOR 2	LAP TIME	MPH	DIFF	TIME OF DAY
1 -		50.148	2:06.181	62.19	11.096	16:03:34.078
2 -	1:09.348	49.460	1:58.808	66.05	3.723	16:05:32.886
3 -	1:08.563	48.352	1:56.915	67.12	1.830	16:07:29.801
4 -	1:08.708	48.276	1:56.984	67.08	1.899	16:09:26.785
5 -	1:07.905	48.150	1:56.055 (3)	67.62	0.970	16:11:22.840
6 -	1:07.237	48.257	1:55.494 (2)	67.95	0.409	16:13:18.334
7 -	1:07.049	48.036	1:55.085 (1)	68.19		16:15:13.419

P10 25 11B Mike FARRALL		Norton Manx 500 -				
IDEAL LAP TIME : 1:55.069		BEST LAP TIME : 1:55.591		DIFFERENCE : 0.522		
LAP	SECTOR 1	SECTOR 2	LAP TIME	MPH	DIFF	TIME OF DAY
1 -		50.044	2:06.438	62.07	10.847	16:03:34.335
2 -	1:08.423	49.815	1:58.238	66.37	2.647	16:05:32.573
3 -	1:09.433	49.017	1:58.450	66.25	2.859	16:07:31.023
4 -	1:08.031	48.496	1:56.527	67.34	0.936	16:09:27.550
5 -	1:07.410	48.319	1:55.729 (2)	67.81	0.138	16:11:23.279
6 -	1:07.095	48.496	1:55.591 (1)	67.89		16:13:18.870
7 -	1:06.750	49.620	1:56.370 (3)	67.44	0.779	16:15:15.240

International Sidecar Revival Meeting 2023

The Lansdowne Classic Series

RACE 14 - SECTOR ANALYSIS



SECTOR 1 = FL to I1, SECTOR 2 = I1 to FL, DIFF = Difference To Personal Best Lap, P = Crossed Finish Line in Pit Lane, D = Time Disallowed

P11 53 11B Richard DAWSON		Norton MANX -				
IDEAL LAP TIME : 1:57.209		BEST LAP TIME : 1:57.209		DIFFERENCE : 0.000		
LAP	SECTOR 1	SECTOR 2	LAP TIME	MPH	DIFF	TIME OF DAY
1 -		52.467	2:10.808	59.99	13.599	16:03:38.705
2 -	1:10.003	52.020	2:02.023	64.31	4.814	16:05:40.728
3 -	1:10.676	51.928	2:02.604	64.01	5.395	16:07:43.332
4 -	1:10.174	51.254	2:01.428	64.63	4.219	16:09:44.760
5 -	1:09.047	50.814	1:59.861 (3)	65.47	2.652	16:11:44.621
6 -	1:09.072	49.398	1:58.470 (2)	66.24	1.261	16:13:43.091
7 -	1:07.826	49.383	1:57.209 (1)	66.95		16:15:40.300

P12 26 11D Paul STEPHEN		Norton INTERNATIONAL 40M -				
IDEAL LAP TIME : 1:59.225		BEST LAP TIME : 1:59.225		DIFFERENCE : 0.000		
LAP	SECTOR 1	SECTOR 2	LAP TIME	MPH	DIFF	TIME OF DAY
1 -		50.034	2:07.551	61.52	8.326	16:03:35.448
2 -	1:11.059	51.036	2:02.095	64.27	2.870	16:05:37.543
3 -	1:11.530	50.138	2:01.668	64.50	2.443	16:07:39.211
4 -	1:11.523	50.524	2:02.047	64.30	2.822	16:09:41.258
5 -	1:10.989	50.306	2:01.295 (3)	64.70	2.070	16:11:42.553
6 -	1:10.394	49.330	1:59.724 (2)	65.55	0.499	16:13:42.277
7 -	1:09.931	49.294	1:59.225 (1)	65.82		16:15:41.502

P13 72 11C John CRAGG		Norton MANX -				
IDEAL LAP TIME : 2:05.130		BEST LAP TIME : 2:05.130		DIFFERENCE : 0.000		
LAP	SECTOR 1	SECTOR 2	LAP TIME	MPH	DIFF	TIME OF DAY
1 -		53.812	2:15.099	58.09	9.969	16:03:42.996
2 -	1:13.126	53.683	2:06.809 (3)	61.88	1.679	16:05:49.805
3 -	1:14.229	53.978	2:08.207	61.21	3.077	16:07:58.012
4 -	1:13.457	54.038	2:07.495	61.55	2.365	16:10:05.507
5 -	1:13.514	53.145	2:06.659 (2)	61.96	1.529	16:12:12.166
6 -	1:12.998	52.132	2:05.130 (1)	62.71		16:14:17.296
7 -	1:13.256	53.922	2:07.178	61.70	2.048	16:16:24.474

P14 65 11B Ken PERCH		Norton MANX -				
IDEAL LAP TIME : 2:06.361		BEST LAP TIME : 2:06.433		DIFFERENCE : 0.072		
LAP	SECTOR 1	SECTOR 2	LAP TIME	MPH	DIFF	TIME OF DAY
1 -		53.145	2:19.051	56.44	12.618	16:03:46.948
2 -	1:15.663	54.349	2:10.012	60.36	3.579	16:05:56.960
3 -	1:15.938	54.539	2:10.477	60.14	4.044	16:08:07.437
4 -	1:14.904	54.141	2:09.045 (2)	60.81	2.612	16:10:16.482
5 -	1:15.524	54.431	2:09.955 (3)	60.39	3.522	16:12:26.437
6 -	1:13.216	53.217	2:06.433 (1)	62.07		16:14:32.870

P15 39 11B Alex WILLIAMS		Matchless G50 - Roger Skipp				
IDEAL LAP TIME : 2:03.706		BEST LAP TIME : 2:03.914		DIFFERENCE : 0.208		
LAP	SECTOR 1	SECTOR 2	LAP TIME	MPH	DIFF	TIME OF DAY
1 -		52.568	2:13.436	58.81	9.522	16:03:41.333
2 -	1:12.790	51.890	2:04.680 (3)	62.94	0.766	16:05:46.013
3 -	1:12.361	51.684	2:04.045 (2)	63.26	0.131	16:07:50.058
4 -	1:12.569	51.345	2:03.914 (1)	63.33		16:09:53.972

P16 37 11C Cliff RANSLEY		Norton MANX -				
IDEAL LAP TIME : 2:17.563		BEST LAP TIME : 2:18.594		DIFFERENCE : 1.031		
LAP	SECTOR 1	SECTOR 2	LAP TIME	MPH	DIFF	TIME OF DAY
1 -		56.038	2:31.133	51.92	12.539	16:03:59.030
2 -	1:21.525	57.069	2:18.594 (1)	56.62		16:06:17.624

International Sidecar Revival Meeting 2023

The Lansdowne Classic Series

RACE 14 - BEST SECTORS

SECTOR 1			SECTOR 2			IDEAL / BEST COMPARISON						
POS	NO	NAME	TIME	NO	NAME	TIME	POS	NO	NAME	IDEAL	BEST	DIFF
									PERFECT LAP	1:49.619		
1	50	THOMAS	1:03.898	50	THOMAS	45.721	1	50	THOMAS	1:49.619	1:49.619	0.000
2	56	HEBB	1:04.459	56	HEBB	45.734	2	56	HEBB	1:50.193	1:50.325	0.132
3	22	PERKIN	1:04.620	74	O'BRIEN	46.329	3	22	PERKIN	1:51.226	1:51.226	0.000
4	74	O'BRIEN	1:04.928	22	PERKIN	46.606	4	74	O'BRIEN	1:51.257	1:51.257	0.000
5	45	PEREZ	1:05.682	52	STOKES	47.421	5	52	STOKES	1:53.116	1:53.533	0.417
6	52	STOKES	1:05.695	3	BEDFORD	47.488	6	3	BEDFORD	1:53.298	1:53.298	0.000
7	3	BEDFORD	1:05.810	45	PEREZ	47.923	7	45	PEREZ	1:53.605	1:53.605	0.000
8	25	FARRALL	1:06.750	631	CRAGG	48.036	8	25	FARRALL	1:55.069	1:55.591	0.522
9	631	CRAGG	1:07.049	77	GLASGOW	48.085	9	631	CRAGG	1:55.085	1:55.085	0.000
10	77	GLASGOW	1:07.664	25	FARRALL	48.319	10	77	GLASGOW	1:55.749	1:55.883	0.134
11	53	DAWSON	1:07.826	26	STEPHEN	49.294	11	53	DAWSON	1:57.209	1:57.209	0.000
12	26	STEPHEN	1:09.931	53	DAWSON	49.383	12	26	STEPHEN	1:59.225	1:59.225	0.000
13	39	WILLIAMS	1:12.361	39	WILLIAMS	51.345	13	39	WILLIAMS	2:03.706	2:03.914	0.208
14	72	CRAGG	1:12.998	72	CRAGG	52.132	14	72	CRAGG	2:05.130	2:05.130	0.000
15	65	PERCH	1:13.216	65	PERCH	53.145	15	65	PERCH	2:06.361	2:06.433	0.072
16	37	RANSLEY	1:21.525	37	RANSLEY	56.038	16	37	RANSLEY	2:17.563	2:18.594	1.031

International Sidecar Revival Meeting 2023

The Lansdowne Classic Series

RACE 14 - STATISTICS

Competitors Started	16
Planned Start	2023-08-06 @ 15:50:00.000
Actual Start	2023-08-06 @ 16:01:27.896
Finish Time	2023-08-06 @ 16:14:29.088
Track Length	2.1800mi.
Total Laps	103
Total Distance Covered	224.5419mi.

Session Fastest Lap History

NO	CL	NAME	LAP TIME	TIME OF DAY	LAP	VEHICLE
22	11A	Tony PERKIN	1:52.170	16:05:18.503	2	Norton MANX
56	11B	Matthew HEBB	1:52.086	16:05:18.779	2	Norton MANX
56	11B	Matthew HEBB	1:50.824	16:07:09.604	3	Norton MANX
50	11A	George THOMAS	1:50.539	16:10:53.314	5	Dunnell Manx 500CC
56	11B	Matthew HEBB	1:50.325	16:12:42.156	6	Norton MANX
50	11A	George THOMAS	1:50.047	16:12:43.361	6	Dunnell Manx 500CC
50	11A	George THOMAS	1:49.619	16:14:32.970	7	Dunnell Manx 500CC

Session Leader History

NO	CL	NAME	FROM LAP	LAPS LED	DISTANCE	VEHICLE
22	11A	Tony PERKIN	1	2	4.36 miles	Norton MANX
56	11B	Matthew HEBB	3	5	10.90 miles	Norton MANX

Flag History

TYPE	TIME OF DAY
GREEN	16:01:27.896
FINISH	16:14:29.088

Flag Statistics

TYPE	COUNT	TOTAL LAPS	TOTAL TIME
Green	1	7	15:00.126
Red	0	0	0.000
Safety Car	0	0	0.000
FCY	0	0	0.000

International Sidecar Revival Meeting 2023

The Lansdowne Classic Series

RACE 14 - STATISTICS

CLASS : 11A

2 Starters

Fastest Lap History

NO	NAME	LAP TIME	TIME OF DAY	LAP	VEHICLE
22	Tony PERKIN	1:52.170	16:05:18.503	2	Norton MANX
50	George THOMAS	1:52.154	16:05:20.349	2	Dunnell Manx 500CC
50	George THOMAS	1:51.438	16:07:11.786	3	Dunnell Manx 500CC
22	Tony PERKIN	1:51.226	16:09:02.447	4	Norton MANX
50	George THOMAS	1:50.989	16:09:02.774	4	Dunnell Manx 500CC
50	George THOMAS	1:50.539	16:10:53.314	5	Dunnell Manx 500CC
50	George THOMAS	1:50.047	16:12:43.361	6	Dunnell Manx 500CC
50	George THOMAS	1:49.619	16:14:32.970	7	Dunnell Manx 500CC

Leader History

NO	NAME	FROM LAP	LAPS LED	DISTANCE	VEHICLE
22	Tony PERKIN	1	4	8.72 miles	Norton MANX
50	George THOMAS	5	3	6.54 miles	Dunnell Manx 500CC

International Sidecar Revival Meeting 2023

The Lansdowne Classic Series

RACE 14 - STATISTICS

CLASS : 11B

11 Starters

Fastest Lap History

NO	NAME	LAP TIME	TIME OF DAY	LAP	VEHICLE
56	Matthew HEBB	1:52.086	16:05:18.779	2	Norton MANX
56	Matthew HEBB	1:50.824	16:07:09.604	3	Norton MANX
56	Matthew HEBB	1:50.325	16:12:42.156	6	Norton MANX

Leader History

NO	NAME	FROM LAP	LAPS LED	DISTANCE	VEHICLE
56	Matthew HEBB	1	7	15.26 miles	Norton MANX

International Sidecar Revival Meeting 2023

The Lansdowne Classic Series

RACE 14 - STATISTICS

CLASS : 11C

2 Starters

Fastest Lap History

NO	NAME	LAP TIME	TIME OF DAY	LAP	VEHICLE
72	John CRAGG	2:06.809	16:05:49.817	2	Norton MANX
72	John CRAGG	2:06.659	16:12:12.179	5	Norton MANX
72	John CRAGG	2:05.130	16:14:17.308	6	Norton MANX

Leader History

NO	NAME	FROM LAP	LAPS LED	DISTANCE	VEHICLE
72	John CRAGG	1	7	15.26 miles	Norton MANX

International Sidecar Revival Meeting 2023

The Lansdowne Classic Series

RACE 14 - STATISTICS

CLASS : 11D

1 Starters

Fastest Lap History

NO	NAME	LAP TIME	TIME OF DAY	LAP	VEHICLE
26	Paul STEPHEN	2:02.095	16:05:37.554	2	Norton INTERNATIONAL 40M
26	Paul STEPHEN	2:01.668	16:07:39.222	3	Norton INTERNATIONAL 40M
26	Paul STEPHEN	2:01.295	16:11:42.564	5	Norton INTERNATIONAL 40M
26	Paul STEPHEN	1:59.724	16:13:42.287	6	Norton INTERNATIONAL 40M
26	Paul STEPHEN	1:59.225	16:15:41.513	7	Norton INTERNATIONAL 40M

Leader History

NO	NAME	FROM LAP	LAPS LED	DISTANCE	VEHICLE
26	Paul STEPHEN	1	7	15.26 miles	Norton INTERNATIONAL 40M



FORMULA SIDECAR RACING ASSOCIATION

www.fsra.org.uk



FSRA 1st CALL REFRIGERATION PRE- INJECTION SIDECAR CHAMPIONSHIP & BRITISH HISTORIC BEARS SIDECARS



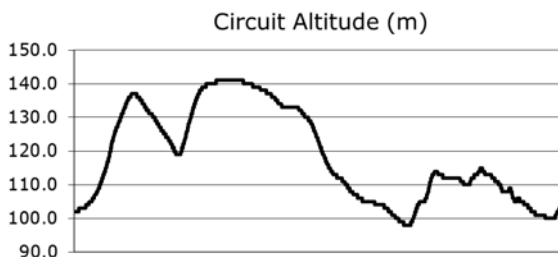
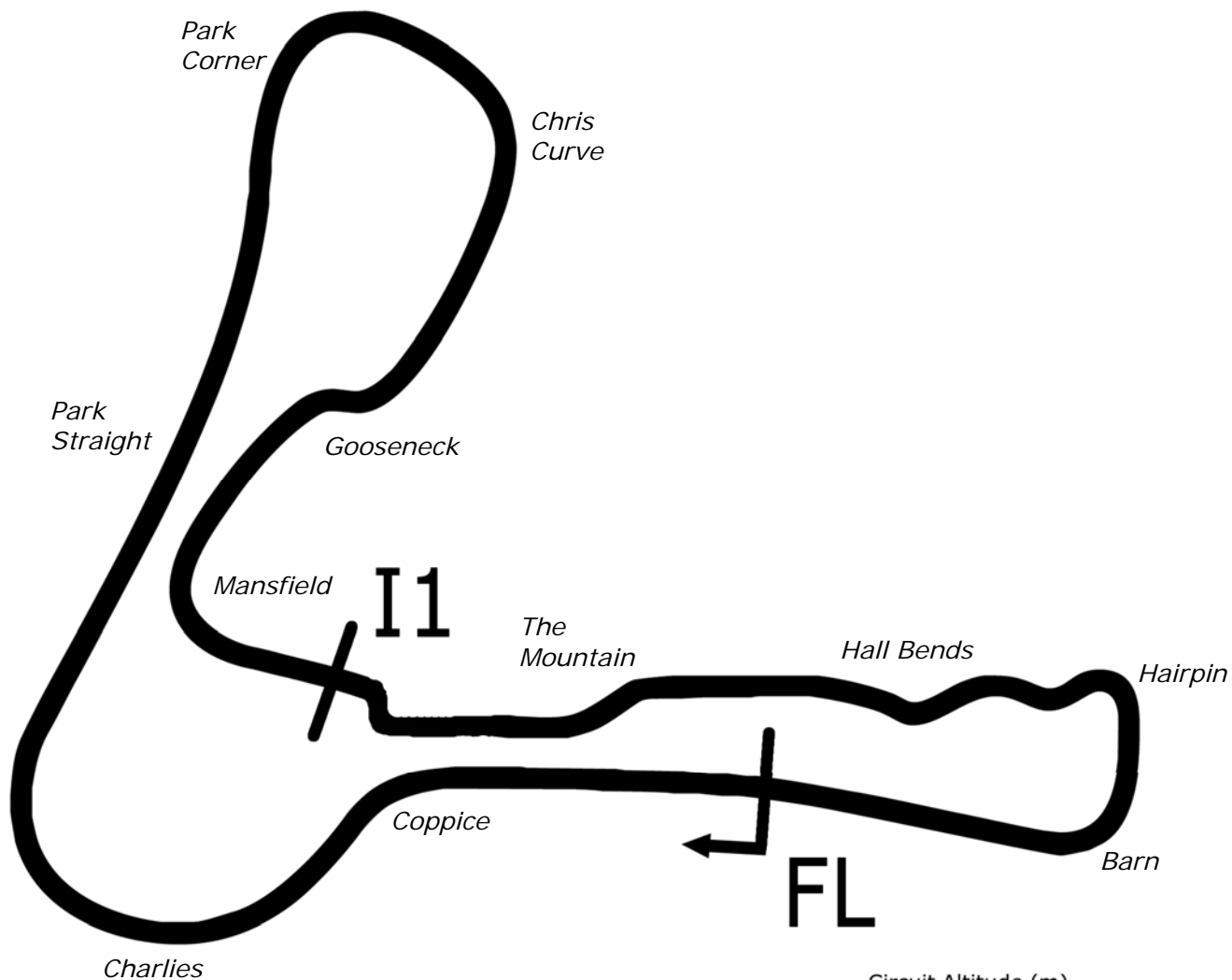
International Sidecar Revival
Cadwell Park
5th / 6th August 2023



Timing & Results Provided by Timing Solutions Ltd

www.tsl-timing.com

Cadwell Park



Length	2.1800 miles	3508.4 m	
FL		53.31024 N	0.05940 W
I1	2330m	53.30708 N	0.06270 W
Pit Entry	3472m	53.31103 N	0.05889 W
Pit Exit	0m after FL	53.31030 N	0.05940 W
Pit Entry-Pit Exit 92m, 6.6s @50kph, 5.5s @60kph			

International Sidecar Revival Meeting 2023

FSRA 1st Call Refrigeration Pre-Injection Sidecars & Bears Sidecars

QUALIFYING - CLASSIFICATION

POS	NO	CL	PIC NAME	ENTRY	TIME	ON	LAPS	GAP	DIFF	MPH
1	25	F2	1 BINGHAM / RYDER	Shelbourne Suzuki - AB Paintworx	2:16.331	4	5			57.56
2	16	F2	2 SALLEH / FAIRHURST	Ireson THUNDERCAT -	2:18.919	4	4	2.588	2.588	56.49
3	13	Bear	1 EDMONDSON / PRENTICE	Bmw K100 - Stan Stephens Tuning	2:19.253	3	3	2.922	0.334	56.35
4	198	Bear	2 S. GAGG / C. GAGG	BMW K100 -	2:21.336	4	6	5.005	2.083	55.52
5	147		1 D. LISSAMAN / F. LISSAMAN	JPR BMW -	2:22.013	6	6	5.682	0.677	55.26
6	9	F1	1 FAIRHURST / ANDREWS	Windle Kawasaki ZX9R -	2:22.209	3	3	5.878	0.196	55.18
7	127	F1	2 MCMAHON / RANSON	Shelbourne SUZUKI 1100 -	2:22.380	4	6	6.049	0.171	55.12
8	55	Guest	1 SOUTER / HICKIE	LCR - Dynotech Ecosse	2:23.409	6	6	7.078	1.029	54.72
9	54	F1	3 QUIRK / SMITH	Bellas VINCENT - Quirk's Classics	2:23.758	6	6	7.427	0.349	54.59
10	56	F1	4 GILROY / SMYTH	Windle Kawasaki ZZR1100 - First Call Refrigeration Ltd	2:23.824	6	6	7.493	0.066	54.56
11	14	F1	5 BURNS / WINFROW	LCR Yamaha R1 - Hall Fencing Doncaster	2:24.469	4	4	8.138	0.645	54.32
12	2	Bear	3 KEMP / AUSTIN	Moto Guzzi LE MANS -	2:26.208	4	4	9.877	1.739	53.67
13	125	Bear	4 WHITAKER / HOLROYD	BMW K100 -	2:26.726	3	4	10.395	0.518	53.48
14	66	Bear	5 G. BIRKETT / J. BIRKETT	BMW K100 -	2:26.789	5	5	10.458	0.063	53.46
15	91	Bear	6 DOWNES / HALL	BMW K100 - Morris Vermaport Lifts	2:27.943	5	5	11.612	1.154	53.04
16	908	F2	3 WOOLCOTT / SAVILLE	Derbyshire HONDA CBR 600 -	2:29.064	4	4	12.733	1.121	52.64
17	181	F1	6 TIBBLES / GREENWOOD	DDR Suzuki FJ 1100 - Elephant & Castle Pub	2:29.344	2	2	13.013	0.280	52.55
18	88	F1	7 STEPHENSON / MASON	Suzuki GSXR 1100 -	2:30.220	2	3	13.889	0.876	52.24
19	967	F2	4 G. HODGSON / D. HODGSON	Shelbourne HONDA 600 -	2:35.543	4	4	19.212	5.323	50.45
20	73	F1	8 CRAWFORD / OLDROYD	Windle SUZUKI GSXR1100 - Falcon motors	2:38.399	5	5	22.068	2.856	49.54
21	57	Bear	7 LARK / TENNANT	BMW K100 -	2:40.356	2	4	24.025	1.957	48.94
22	92	Bear	8 ROOME / WARNER	BMW K100 -	2:41.220	2	4	24.889	0.864	48.67
23	32	F2	5 G. KNIGHT / S. KNIGHT	GSR Yamaha 600 -	2:48.454	1	1	32.123	7.234	46.58
24	87	F1	9 WALFORD / SPRINGALL	Broadstock YAMAHA FJ1100 - Trail Rides Wales	2:54.421	2	3	38.090	5.967	44.99
25	156	F2	6 TYRRELL / OSTERHOLZER	Baker THUNDERCAT 600 - MDD Mobile Digital Displa	2:54.852	1	5	38.521	0.431	44.88
26	98	F1	10 T. WHEATLEY / N. WHEATLEY	Ireson Yamaha - Peter Wheatley	2:55.309	1	1	38.978	0.457	44.76

Weather / Track : Rain / Wet

These results are provisional until the conclusion of any judicial and technical matters.

Cadwell Park: 2.1800 miles

Date: 05/08/2023 Start: 09:59 Finish: 10:13

Clerk Of Course :	Stewards :	Timekeeper : <i>Craig Smith</i>
-------------------	------------	------------------------------------

Results can be found at www.tsl-timing.com

Printed - 10:16 Saturday, 05 August 2023



International Sidecar Revival Meeting 2023

FSRA 1st Call Refrigeration Pre-Injection Sidecars & Bears Sidecars

QUALIFYING - SECTOR ANALYSIS



SECTOR 1 = FL to I1, SECTOR 2 = I1 to FL, DIFF = Difference To Personal Best Lap, P = Crossed Finish Line in Pit Lane, D = Time Disallowed

P1 25 F2		BINGHAM / RYDER		Shelbourne Suzuki - AB Paintworx			
IDEAL LAP TIME : 2:15.457		BEST LAP TIME : 2:16.331		DIFFERENCE : 0.874			
LAP	SECTOR 1	SECTOR 2	LAP TIME	MPH	DIFF	TIME OF DAY	
1 -	1:32.924	1:01.654	2:34.578	50.77	18.247	10:03:28.465	
2 -	1:27.783	1:01.069	2:28.852	52.72	12.521	10:05:57.317	
3 -	1:22.646	56.274	2:18.920 (3)	56.49	2.589	10:08:16.237	
4 -	1:19.793	56.538	2:16.331 (1)	57.56		10:10:32.568	
5 -	1:19.183	57.228	2:16.411 (2)	57.53	0.080	10:12:48.979	

P2 16 F2		SALLEH / FAIRHURST		Ireson THUNDERCAT -			
IDEAL LAP TIME : 2:18.919		BEST LAP TIME : 2:18.919		DIFFERENCE : 0.000			
LAP	SECTOR 1	SECTOR 2	LAP TIME	MPH	DIFF	TIME OF DAY	
1 -	1:28.497	1:05.185	2:33.682 (3)	51.06	14.763	10:03:08.948	
2 -	1:28.313	1:05.706	2:34.019	50.95	15.100	10:05:42.967	
3 -	1:25.065	1:01.007	2:26.072 (2)	53.72	7.153	10:08:09.039	
4 -	1:21.192	57.727	2:18.919 (1)	56.49		10:10:27.958	

P3 13 Bear		EDMONDSON / PRENTICE		Bmw K100 - Stan Stephens Tuning			
IDEAL LAP TIME : 2:17.957		BEST LAP TIME : 2:19.253		DIFFERENCE : 1.296			
LAP	SECTOR 1	SECTOR 2	LAP TIME	MPH	DIFF	TIME OF DAY	
1 -	1:40.843	1:05.758	2:46.601 (3)	47.10	27.348	10:03:49.488	
2 -	1:25.502	1:00.358	2:25.860 (2)	53.80	6.607	10:06:15.348	
3 -	1:21.265	57.988	2:19.253 (1)	56.35		10:08:34.601	

P4 198 Bear		S. GAGG / C. GAGG		BMW K100 -			
IDEAL LAP TIME : 2:19.850		BEST LAP TIME : 2:21.336		DIFFERENCE : 1.486			
LAP	SECTOR 1	SECTOR 2	LAP TIME	MPH	DIFF	TIME OF DAY	
1 -	1:28.956	1:03.095	2:32.051	51.61	10.715	10:03:31.238	
2 -	1:29.879	59.496	2:29.375	52.53	8.039	10:06:00.613	
3 -	1:24.735	58.764	2:23.499	54.69	2.163	10:08:24.112	
4 -	1:22.904	58.432	2:21.336 (1)	55.52		10:10:45.448	
5 -	1:21.544	59.822	2:21.366 (2)	55.51	0.030	10:13:06.814	
6 -	1:21.418	1:01.203	2:22.621 (3)	55.02	1.285	10:15:29.435	

P5 147		D. LISSAMAN / F. LISSAMAN		JPR BMW -			
IDEAL LAP TIME : 2:22.013		BEST LAP TIME : 2:22.013		DIFFERENCE : 0.000			
LAP	SECTOR 1	SECTOR 2	LAP TIME	MPH	DIFF	TIME OF DAY	
1 -	1:35.125	1:06.920	2:42.045	48.43	20.032	10:03:29.949	
2 -	1:33.499	1:00.007	2:33.506	51.12	11.493	10:06:03.455	
3 -	1:25.603	1:00.151	2:25.754 (3)	53.84	3.741	10:08:29.209	
4 -	1:27.216	59.658	2:26.874	53.43	4.861	10:10:56.083	
5 -	1:24.442	59.549	2:23.991 (2)	54.50	1.978	10:13:20.074	
6 -	1:22.973	59.040	2:22.013 (1)	55.26		10:15:42.087	

P6 9 F1		FAIRHURST / ANDREWS		Windle Kawasaki ZX9R -			
IDEAL LAP TIME : 2:22.209		BEST LAP TIME : 2:22.209		DIFFERENCE : 0.000			
LAP	SECTOR 1	SECTOR 2	LAP TIME	MPH	DIFF	TIME OF DAY	
1 -	1:32.643	1:02.986	2:35.629 (3)	50.42	13.420	10:03:23.667	
2 -	1:30.224	59.994	2:30.218 (2)	52.24	8.009	10:05:53.885	
3 -	1:23.825	58.384	2:22.209 (1)	55.18		10:08:16.094	

International Sidecar Revival Meeting 2023

FSRA 1st Call Refrigeration Pre-Injection Sidecars & Bears Sidecars

QUALIFYING - SECTOR ANALYSIS



SECTOR 1 = FL to I1, SECTOR 2 = I1 to FL, DIFF = Difference To Personal Best Lap, P = Crossed Finish Line in Pit Lane, D = Time Disallowed

P7 127 F1		MCMAHON / RANSON		Shelbourne SUZUKI 1100 -			
IDEAL LAP TIME : 2:20.097		BEST LAP TIME : 2:22.380		DIFFERENCE : 2.283			
LAP	SECTOR 1	SECTOR 2	LAP TIME	MPH	DIFF	TIME OF DAY	
1 -	1:39.272	1:02.729	2:42.001	48.44	19.621	10:03:20.826	
2 -	1:32.336	59.741	2:32.077	51.60	9.697	10:05:52.903	
3 -	1:30.157	56.844	2:27.001	53.38	4.621	10:08:19.904	
4 -	1:25.112	57.268	2:22.380 (1)	55.12		10:10:42.284	
5 -	1:23.253	59.827	2:23.080 (2)	54.85	0.700	10:13:05.364	
6 -	1:23.951	1:00.690	2:24.641 (3)	54.25	2.261	10:15:30.005	

P8 55 Guest		SOUTER / HICKIE		LCR - Dynotech Ecosse			
IDEAL LAP TIME : 2:23.409		BEST LAP TIME : 2:23.409		DIFFERENCE : 0.000			
LAP	SECTOR 1	SECTOR 2	LAP TIME	MPH	DIFF	TIME OF DAY	
1 -	1:35.191	1:06.196	2:41.387	48.62	17.978	10:03:42.931	
2 -	1:30.845	1:07.250	2:38.095	49.64	14.686	10:06:21.026	
3 -	1:26.693	1:00.694	2:27.387 (3)	53.24	3.978	10:08:48.413	
4 -	1:27.953	1:00.853	2:28.806	52.74	5.397	10:11:17.219	
5 -	1:28.471	58.058	2:26.529 (2)	53.55	3.120	10:13:43.748	
6 -	1:25.707	57.702	2:23.409 (1)	54.72		10:16:07.157	

P9 54 F1		QUIRK / SMITH		Bellas VINCENT - Quirk's Classics			
IDEAL LAP TIME : 2:23.758		BEST LAP TIME : 2:23.758		DIFFERENCE : 0.000			
LAP	SECTOR 1	SECTOR 2	LAP TIME	MPH	DIFF	TIME OF DAY	
1 -	1:34.833	1:07.680	2:42.513	48.29	18.755	10:03:43.249	
2 -	1:32.744	1:11.665	2:44.409	47.73	20.651	10:06:27.658	
3 -	1:26.140	1:01.699	2:27.839	53.08	4.081	10:08:55.497	
4 -	1:27.092	59.897	2:26.989 (3)	53.39	3.231	10:11:22.486	
5 -	1:24.788	1:00.436	2:25.224 (2)	54.04	1.466	10:13:47.710	
6 -	1:24.009	59.749	2:23.758 (1)	54.59		10:16:11.468	

P10 56 F1		GILROY / SMYTH		Windle Kawasaki ZZR1100 - First Call Refrigeration Ltd			
IDEAL LAP TIME : 2:23.824		BEST LAP TIME : 2:23.824		DIFFERENCE : 0.000			
LAP	SECTOR 1	SECTOR 2	LAP TIME	MPH	DIFF	TIME OF DAY	
1 -	1:34.761	1:02.917	2:37.678	49.77	13.854	10:03:38.789	
2 -	1:33.281	1:05.198	2:38.479	49.52	14.655	10:06:17.268	
3 -	1:29.643	1:00.155	2:29.798 (3)	52.39	5.974	10:08:47.066	
4 -	1:28.915	1:00.932	2:29.847	52.37	6.023	10:11:16.913	
5 -	1:27.782	58.485	2:26.267 (2)	53.65	2.443	10:13:43.180	
6 -	1:25.360	58.464	2:23.824 (1)	54.56		10:16:07.004	

P11 14 F1		BURNS / WINFROW		LCR Yamaha R1 - Hall Fencing Doncaster			
IDEAL LAP TIME : 2:23.129		BEST LAP TIME : 2:24.469		DIFFERENCE : 1.340			
LAP	SECTOR 1	SECTOR 2	LAP TIME	MPH	DIFF	TIME OF DAY	
1 -	1:29.848	1:05.149	2:34.997	50.63	10.528	10:03:08.488	
2 -	1:28.932	1:04.518	2:33.450 (3)	51.14	8.981	10:05:41.938	
3 -	1:25.380	1:01.220	2:26.600 (2)	53.53	2.131	10:08:08.538	
4 -	1:21.909	1:02.560	2:24.469 (1)	54.32		10:10:33.007	

P12 2 Bear		KEMP / AUSTIN		Moto Guzzi LE MANS -			
IDEAL LAP TIME : 2:26.156		BEST LAP TIME : 2:26.208		DIFFERENCE : 0.052			
LAP	SECTOR 1	SECTOR 2	LAP TIME	MPH	DIFF	TIME OF DAY	
1 -	1:33.357	1:09.051	2:42.408	48.32	16.200	10:03:58.307	
2 -	1:25.265	1:06.487	2:31.752 (3)	51.71	5.544	10:06:30.059	
3 -	1:26.123	1:01.953	2:28.076 (2)	53.00	1.868	10:08:58.135	
4 -	1:25.317	1:00.891	2:26.208 (1)	53.67		10:11:24.343	

International Sidecar Revival Meeting 2023

FSRA 1st Call Refrigeration Pre-Injection Sidecars & Bears Sidecars

QUALIFYING - SECTOR ANALYSIS



SECTOR 1 = FL to I1, SECTOR 2 = I1 to FL, DIFF = Difference To Personal Best Lap, P = Crossed Finish Line in Pit Lane, D = Time Disallowed

P13 125 Bear		WHITAKER / HOLROYD		BMW K100 -		
IDEAL LAP TIME : 2:20.262		BEST LAP TIME : 2:26.726		DIFFERENCE : 6.464		
LAP	SECTOR 1	SECTOR 2	LAP TIME	MPH	DIFF	TIME OF DAY
1 -	1:32.895	1:05.875	2:38.770	49.43	12.044	10:03:45.024
2 -	1:31.242	1:05.174	2:36.416 (3)	50.17	9.690	10:06:21.440
3 -	1:26.189	1:00.537	2:26.726 (1)	53.48		10:08:48.166
4 -	1:26.880	1:00.496	2:27.376 (2)	53.25	0.650	10:11:15.542

P14 66 Bear		G. BIRKETT / J. BIRKETT		BMW K100 -		
IDEAL LAP TIME : 2:25.683		BEST LAP TIME : 2:26.789		DIFFERENCE : 1.106		
LAP	SECTOR 1	SECTOR 2	LAP TIME	MPH	DIFF	TIME OF DAY
1 -	1:34.271	1:06.720	2:40.991	48.74	14.202	10:03:55.056
2 -	1:25.695	1:07.958	2:33.653	51.07	6.864	10:06:28.709
3 -	1:26.768	1:02.077	2:28.845 (3)	52.72	2.056	10:08:57.554
4 -	1:27.483	1:00.473	2:27.956 (2)	53.04	1.167	10:11:25.510
5 -	1:25.210	1:01.579	2:26.789 (1)	53.46		10:13:52.299

P15 91 Bear		DOWNES / HALL		BMW K100 - Morris Vermaport Lifts		
IDEAL LAP TIME : 2:27.809		BEST LAP TIME : 2:27.943		DIFFERENCE : 0.134		
LAP	SECTOR 1	SECTOR 2	LAP TIME	MPH	DIFF	TIME OF DAY
1 -	1:37.169	1:07.735	2:44.904	47.59	16.961	10:04:01.276
2 -	1:33.815	1:04.663	2:38.478	49.52	10.535	10:06:39.754
3 -	1:29.414	1:03.197	2:32.611 (3)	51.42	4.668	10:09:12.365
4 -	1:26.068	1:02.177	2:28.245 (2)	52.93	0.302	10:11:40.610
5 -	1:26.202	1:01.741	2:27.943 (1)	53.04		10:14:08.553

P16 908 F2		WOOLCOTT / SAVILLE		Derbyshire HONDA CBR 600 -		
IDEAL LAP TIME : 2:28.993		BEST LAP TIME : 2:29.064		DIFFERENCE : 0.071		
LAP	SECTOR 1	SECTOR 2	LAP TIME	MPH	DIFF	TIME OF DAY
1 -	1:39.703	1:07.139	2:46.842 (3)	47.03	17.778	10:03:24.740
2 -	1:41.292	1:08.124	2:49.416	46.32	20.352	10:06:14.156
3 -	1:28.668	1:02.927	2:31.595 (2)	51.76	2.531	10:08:45.751
4 -	1:28.739	1:00.325	2:29.064 (1)	52.64		10:11:14.815

P17 181 F1		TIBBLES / GREENWOOD		DDR Suzuki FJ 1100 - Elephant & Castle Pub		
IDEAL LAP TIME : 2:28.898		BEST LAP TIME : 2:29.344		DIFFERENCE : 0.446		
LAP	SECTOR 1	SECTOR 2	LAP TIME	MPH	DIFF	TIME OF DAY
1 -	1:40.072	1:05.200	2:45.272 (2)	47.48	15.928	10:03:26.931
2 -	1:29.005	1:00.339	2:29.344 (1)	52.55		10:05:56.275

P18 88 F1		STEPHENSON / MASON		Suzuki GSXR 1100 -		
IDEAL LAP TIME : 2:28.952		BEST LAP TIME : 2:30.220		DIFFERENCE : 1.268		
LAP	SECTOR 1	SECTOR 2	LAP TIME	MPH	DIFF	TIME OF DAY
1 -	1:34.120	1:03.911	2:38.031 (3)	49.66	7.811	10:03:27.472
2 -	1:29.959	1:00.261	2:30.220 (1)	52.24		10:05:57.692
3 -	1:28.691	1:02.352	2:31.043 (2)	51.95	0.823	10:08:28.735

P19 967 F2		G. HODGSON / D. HODGSON		Shelbourne HONDA 600 -		
IDEAL LAP TIME : 2:35.543		BEST LAP TIME : 2:35.543		DIFFERENCE : 0.000		
LAP	SECTOR 1	SECTOR 2	LAP TIME	MPH	DIFF	TIME OF DAY
1 -	1:42.306	1:09.344	2:51.650	45.72	16.107	10:03:45.848
2 -	1:36.396	1:09.083	2:45.479 (3)	47.42	9.936	10:06:31.327
3 -	1:36.260	1:04.925	2:41.185 (2)	48.68	5.642	10:09:12.512
4 -	1:31.702	1:03.841	2:35.543 (1)	50.45		10:11:48.055

International Sidecar Revival Meeting 2023

FSRA 1st Call Refrigeration Pre-Injection Sidecars & Bears Sidecars

QUALIFYING - SECTOR ANALYSIS



SECTOR 1 = FL to I1, SECTOR 2 = I1 to FL, DIFF = Difference To Personal Best Lap, P = Crossed Finish Line in Pit Lane, D = Time Disallowed

P20	73 F1	CRAWFORD / OLDROYD	Windle SUZUKI GSXR1100 - Falcon motors			
IDEAL LAP TIME : 2:38.399		BEST LAP TIME : 2:38.399		DIFFERENCE : 0.000		
LAP	SECTOR 1	SECTOR 2	LAP TIME	MPH	DIFF	TIME OF DAY
1 -	1:44.912	1:09.946	2:54.858	44.88	16.459	10:03:35.329
2 -	1:43.557	1:10.920	2:54.477 (3)	44.98	16.078	10:06:29.806
3 -	1:33.577	1:08.702	2:42.279 (2)	48.36	3.880	10:09:12.085
4 -	1:35.045	1:22.440	2:57.485	44.21	19.086	10:12:09.570
5 -	1:32.589	1:05.810	2:38.399 (1)	49.54		10:14:47.969
P21	57 Bear	LARK / TENNANT	BMW K100 -			
IDEAL LAP TIME : 2:40.356		BEST LAP TIME : 2:40.356		DIFFERENCE : 0.000		
LAP	SECTOR 1	SECTOR 2	LAP TIME	MPH	DIFF	TIME OF DAY
1 -	1:39.227	1:08.756	2:47.983 (3)	46.71	7.627	10:03:59.973
2 -	1:33.078	1:07.278	2:40.356 (1)	48.94		10:06:40.329
3 -	1:38.781	1:11.559	2:50.340	46.07	9.984	10:09:30.669
4 -	1:35.002	1:07.943	2:42.945 (2)	48.16	2.589	10:12:13.614
P22	92 Bear	ROOME / WARNER	BMW K100 -			
IDEAL LAP TIME : 2:40.450		BEST LAP TIME : 2:41.220		DIFFERENCE : 0.770		
LAP	SECTOR 1	SECTOR 2	LAP TIME	MPH	DIFF	TIME OF DAY
1 -	1:36.631	1:08.251	2:44.882 (3)	47.59	3.662	10:04:00.640
2 -	1:36.305	1:04.915	2:41.220 (1)	48.67		10:06:41.860
3 -	1:37.684	1:11.454	2:49.138	46.40	7.918	10:09:30.998
4 -	1:35.535	1:07.285	2:42.820 (2)	48.20	1.600	10:12:13.818
P23	32 F2	G. KNIGHT / S. KNIGHT	GSR Yamaha 600 -			
IDEAL LAP TIME : 2:48.454		BEST LAP TIME : 2:48.454		DIFFERENCE : 0.000		
LAP	SECTOR 1	SECTOR 2	LAP TIME	MPH	DIFF	TIME OF DAY
1 -	1:40.113	1:08.341	2:48.454 (1)	46.58		10:03:23.250
P24	87 F1	WALFORD / SPRINGALL	Broadstock YAMAHA FJ1100 - Trail Rides Wales			
IDEAL LAP TIME : 2:54.421		BEST LAP TIME : 2:54.421		DIFFERENCE : 0.000		
LAP	SECTOR 1	SECTOR 2	LAP TIME	MPH	DIFF	TIME OF DAY
1 -	1:46.483	1:12.037	2:58.520 (3)	43.96	4.099	10:03:59.432
2 -	1:42.689	1:11.732	2:54.421 (1)	44.99		10:06:53.853
3 -	1:43.331	1:14.109	2:57.440 (2)	44.22	3.019	10:09:51.293
P25	156 F2	TYRRELL / OSTERHOLZER	Baker THUNDERCAT 600 - MDD Mobile Digital Displays			
IDEAL LAP TIME : 2:53.638		BEST LAP TIME : 2:54.852		DIFFERENCE : 1.214		
LAP	SECTOR 1	SECTOR 2	LAP TIME	MPH	DIFF	TIME OF DAY
1 -	1:44.816	1:10.036	2:54.852 (1)	44.88		10:03:31.405
2 -	1:43.602	1:14.071	2:57.673 (2)	44.17	2.821	10:06:29.078
3 -	1:49.366	1:14.119	3:03.485	42.77	8.633	10:09:32.563
4 -	1:49.139	1:11.709	3:00.848 (3)	43.39	5.996	10:12:33.411
5 -	1:48.726	1:12.683	3:01.409	43.26	6.557	10:15:34.820
P26	98 F1	T. WHEATLEY / N. WHEATLEY	Ireson Yamaha - Peter Wheatley			
IDEAL LAP TIME : 2:53.548		BEST LAP TIME : 2:55.309		DIFFERENCE : 1.761		
LAP	SECTOR 1	SECTOR 2	LAP TIME	MPH	DIFF	TIME OF DAY
1 -	1:47.117	1:08.192	2:55.309 (1)	44.76		10:03:43.079

International Sidecar Revival Meeting 2023

FSRA 1st Call Refrigeration Pre-Injection Sidecars & Bears Sidecars

QUALIFYING - BEST SECTORS

SECTOR 1			SECTOR 2			IDEAL / BEST COMPARISON						
POS	NO	NAME	TIME	NO	NAME	TIME	POS	NO	NAME	IDEAL	BEST	DIFF
									PERFECT LAP	2:15.457		
1	25	BINGHAM / RYDER	1:19.183	25	BINGHAM / RYDER	56.274	1	25	BINGHAM / RYDER	2:15.457	2:16.331	0.874
2	125	WHITAKER / HOLROYD	1:19.766	127	MCMAHON / RANSON	56.844	2	13	EDMONDSON / PREM	2:17.957	2:19.253	1.296
3	13	EDMONDSON / PRENTICE	1:19.969	55	SOUTER / HICKIE	57.702	3	16	SALLEH / FAIRHURST	2:18.919	2:18.919	0.000
4	16	SALLEH / FAIRHURST	1:21.192	16	SALLEH / FAIRHURST	57.727	4	198	S. GAGG / C. GAGG	2:19.850	2:21.336	1.486
5	198	S. GAGG / C. GAGG	1:21.418	13	EDMONDSON / PRENTICE	57.988	5	127	MCMAHON / RANSON	2:20.097	2:22.380	2.283
6	14	BURNS / WINFROW	1:21.909	9	FAIRHURST / ANDREWS	58.384	6	125	WHITAKER / HOLROYD	2:20.262	2:26.726	6.464
7	147	D. LISSAMAN / F. LISSAMAN	1:22.973	198	S. GAGG / C. GAGG	58.432	7	147	D. LISSAMAN / F. LIS	2:22.013	2:22.013	0.000
8	127	MCMAHON / RANSON	1:23.253	56	GILROY / SMYTH	58.464	8	9	FAIRHURST / ANDRE	2:22.209	2:22.209	0.000
9	9	FAIRHURST / ANDREWS	1:23.825	147	D. LISSAMAN / F. LISSAMAN	59.040	9	14	BURNS / WINFROW	2:23.129	2:24.469	1.340
10	54	QUIRK / SMITH	1:24.009	54	QUIRK / SMITH	59.749	10	55	SOUTER / HICKIE	2:23.409	2:23.409	0.000
11	66	G. BIRKETT / J. BIRKETT	1:25.210	88	STEPHENSON / MASON	1:00.261	11	54	QUIRK / SMITH	2:23.758	2:23.758	0.000
12	2	KEMP / AUSTIN	1:25.265	908	WOOLCOTT / SAVILLE	1:00.325	12	56	GILROY / SMYTH	2:23.824	2:23.824	0.000
13	56	GILROY / SMYTH	1:25.360	181	TIBBLES / GREENWOOD	1:00.339	13	66	G. BIRKETT / J. BIRKI	2:25.683	2:26.789	1.106
14	55	SOUTER / HICKIE	1:25.707	66	G. BIRKETT / J. BIRKETT	1:00.473	14	2	KEMP / AUSTIN	2:26.156	2:26.208	0.052
15	91	DOWNES / HALL	1:26.068	125	WHITAKER / HOLROYD	1:00.496	15	91	DOWNES / HALL	2:27.809	2:27.943	0.134
16	181	TIBBLES / GREENWOOD	1:28.559	2	KEMP / AUSTIN	1:00.891	16	181	TIBBLES / GREENWC	2:28.898	2:29.344	0.446
17	908	WOOLCOTT / SAVILLE	1:28.668	14	BURNS / WINFROW	1:01.220	17	88	STEPHENSON / MAS	2:28.952	2:30.220	1.268
18	88	STEPHENSON / MASON	1:28.691	91	DOWNES / HALL	1:01.741	18	908	WOOLCOTT / SAVILL	2:28.993	2:29.064	0.071
19	967	G. HODGSON / D. HODGSON	1:31.702	967	G. HODGSON / D. HODGSON	1:03.841	19	967	G. HODGSON / D. HC	2:35.543	2:35.543	0.000
20	73	CRAWFORD / OLDROYD	1:32.589	92	ROOME / WARNER	1:04.915	20	73	CRAWFORD / OLDR	2:38.399	2:38.399	0.000
21	57	LARK / TENNANT	1:33.078	73	CRAWFORD / OLDROYD	1:05.810	21	57	LARK / TENNANT	2:40.356	2:40.356	0.000
22	92	ROOME / WARNER	1:35.535	57	LARK / TENNANT	1:07.278	22	92	ROOME / WARNER	2:40.450	2:41.220	0.770
23	32	G. KNIGHT / S. KNIGHT	1:40.113	98	T. WHEATLEY / N. WHEATLEY	1:08.192	23	32	G. KNIGHT / S. KNIGH	2:48.454	2:48.454	0.000
24	87	WALFORD / SPRINGALL	1:42.689	32	G. KNIGHT / S. KNIGHT	1:08.341	24	98	T. WHEATLEY / N. W	2:53.548	2:55.309	1.761
25	156	TYRRELL / OSTERHOLZER	1:43.602	156	TYRRELL / OSTERHOLZER	1:10.036	25	156	TYRRELL / OSTERHO	2:53.638	2:54.852	1.214
26	98	T. WHEATLEY / N. WHEATLEY	1:45.356	87	WALFORD / SPRINGALL	1:11.732	26	87	WALFORD / SPRINGA	2:54.421	2:54.421	0.000

International Sidecar Revival Meeting 2023

FSRA 1st Call Refrigeration Pre-Injection Sidecars & Bears Sidecars

QUALIFYING - STATISTICS

Competitors Started 26
Planned Start 2023-08-05 @ 09:51:00.000
Actual Start 2023-08-05 @ 09:59:35.515
Finish Time 2023-08-05 @ 10:13:50.380
Track Length 2.1800mi.
Total Laps 109
Total Distance Covered 237.6220mi.

Session Fastest Lap History

NO	CL	NAME	LAP TIME	TIME OF DAY	LAP	VEHICLE
14	F1	BURNS / WINFROW	2:34.997	10:03:08.519	1	LCR Yamaha R1
16	F2	SALLEH / FAIRHURST	2:33.682	10:03:08.977	1	Ireson THUNDERCAT
198	Bear	S. GAGG / C. GAGG	2:32.051	10:03:31.250	1	BMW K100
9	F1	FAIRHURST / ANDREWS	2:30.218	10:05:53.907	2	Windle Kawasaki ZX9R
181	F1	TIBBLES / GREENWOOD	2:29.344	10:05:56.297	2	DDR Suzuki FJ 1100
25	F2	BINGHAM / RYDER	2:28.852	10:05:57.344	2	Shelbourne Suzuki
13	Bear	EDMONDSON / PRENTICE	2:25.860	10:06:15.375	2	Bmw K100
9	F1	FAIRHURST / ANDREWS	2:22.209	10:08:16.115	3	Windle Kawasaki ZX9R
25	F2	BINGHAM / RYDER	2:18.920	10:08:16.193	3	Shelbourne Suzuki
16	F2	SALLEH / FAIRHURST	2:18.919	10:10:27.987	4	Ireson THUNDERCAT
25	F2	BINGHAM / RYDER	2:16.331	10:10:32.592	4	Shelbourne Suzuki

Flag History

TYPE	TIME OF DAY
GREEN	09:59:35.515
FINISH	10:13:50.380

Flag Statistics

TYPE	COUNT	TOTAL LAPS	TOTAL TIME
Green	1	6	16:43.720
Red	0	0	0.000
Safety Car	0	0	0.000
FCY	0	0	0.000

International Sidecar Revival Meeting 2023

FSRA 1st Call Refrigeration Pre-Injection Sidecars & Bears Sidecars

QUALIFYING - STATISTICS

CLASS : F1

10 Starters

Fastest Lap History

NO	NAME	LAP TIME	TIME OF DAY	LAP	VEHICLE
14	BURNS / WINFROW	2:34.997	10:03:08.519	1	LCR Yamaha R1
14	BURNS / WINFROW	2:33.450	10:05:41.966	2	LCR Yamaha R1
127	MCMAHON / RANSON	2:32.077	10:05:52.928	2	Shelbourne SUZUKI 1100
9	FAIRHURST / ANDREWS	2:30.218	10:05:53.907	2	Windle Kawasaki ZX9R
181	TIBBLES / GREENWOOD	2:29.344	10:05:56.297	2	DDR Suzuki FJ 1100
14	BURNS / WINFROW	2:26.600	10:08:08.564	3	LCR Yamaha R1
9	FAIRHURST / ANDREWS	2:22.209	10:08:16.115	3	Windle Kawasaki ZX9R

International Sidecar Revival Meeting 2023

FSRA 1st Call Refrigeration Pre-Injection Sidecars & Bears Sidecars

QUALIFYING - STATISTICS

CLASS : F2

6 Starters

Fastest Lap History

NO	NAME	LAP TIME	TIME OF DAY	LAP	VEHICLE
16	SALLEH / FAIRHURST	2:33.682	10:03:08.977	1	Ireson THUNDERCAT
25	BINGHAM / RYDER	2:28.852	10:05:57.344	2	Shelbourne Suzuki
16	SALLEH / FAIRHURST	2:26.072	10:08:09.067	3	Ireson THUNDERCAT
25	BINGHAM / RYDER	2:18.920	10:08:16.193	3	Shelbourne Suzuki
16	SALLEH / FAIRHURST	2:18.919	10:10:27.987	4	Ireson THUNDERCAT
25	BINGHAM / RYDER	2:16.331	10:10:32.592	4	Shelbourne Suzuki

International Sidecar Revival Meeting 2023

FSRA 1st Call Refrigeration Pre-Injection Sidecars & Bears Sidecars

QUALIFYING - STATISTICS

CLASS : Guest

1 Starters

Fastest Lap History

NO	NAME	LAP TIME	TIME OF DAY	LAP	VEHICLE
55	SOUTER / HICKIE	2:41.387	10:03:42.950	1	LCR
55	SOUTER / HICKIE	2:38.095	10:06:21.045	2	LCR
55	SOUTER / HICKIE	2:27.387	10:08:48.430	3	LCR
55	SOUTER / HICKIE	2:26.529	10:13:43.766	5	LCR
55	SOUTER / HICKIE	2:23.409	10:16:07.110	6	LCR

International Sidecar Revival Meeting 2023

FSRA 1st Call Refrigeration Pre-Injection Sidecars & Bears Sidecars

QUALIFYING - STATISTICS

CLASS : Bear

8 Starters

Fastest Lap History

NO	NAME	LAP TIME	TIME OF DAY	LAP	VEHICLE
198	S. GAGG / C. GAGG	2:32.051	10:03:31.250	1	BMW K100
198	S. GAGG / C. GAGG	2:29.375	10:06:00.626	2	BMW K100
13	EDMONDSON / PRENTICE	2:25.860	10:06:15.375	2	Bmw K100
198	S. GAGG / C. GAGG	2:23.499	10:08:24.123	3	BMW K100
13	EDMONDSON / PRENTICE	2:19.253	10:08:34.628	3	Bmw K100

International Sidecar Revival Meeting 2023

FSRA 1st Call Refrigeration Pre-Injection Sidecars & Bears Sidecars

QUALIFYING - STATISTICS

CLASS :

1 Starters


Fastest Lap History

NO	NAME	LAP TIME	TIME OF DAY	LAP	VEHICLE
147	D. LISSAMAN / F. LISSAMAN	2:42.045	10:03:29.977	1	JPR BMW
147	D. LISSAMAN / F. LISSAMAN	2:33.506	10:06:03.483	2	JPR BMW
147	D. LISSAMAN / F. LISSAMAN	2:25.754	10:08:29.237	3	JPR BMW
147	D. LISSAMAN / F. LISSAMAN	2:23.991	10:13:20.102	5	JPR BMW
147	D. LISSAMAN / F. LISSAMAN	2:22.013	10:15:42.116	6	JPR BMW

International Sidecar Revival Meeting 2023

FSRA 1st Call Refrigeration Pre-Injection Sidecars & Bears Sidecars

RACE 4 - GRID (6 Laps)

ROW 15	29	57 2:40.356 LARK / TENNANT	30	92 2:41.220 ROOME / WARNER
ROW 14	27	66 2:26.789 G. BIRKETT / J. BIRKETT	28	91 2:27.943 DOWNES / HALL
ROW 13	25	2 2:26.208 KEMP / AUSTIN	26	125 2:26.726 WHITAKER / HOLROYD
ROW 12	23	13 2:19.253 EDMONDSON / PRENTICE	24	198 2:21.336 S. GAGG / C. GAGG
ROW 11	21		22	
ROW 10	19	128 HORTON / DAVIES	20	130 HOWLES / FOREST
ROW 9	17	156 2:54.852 TYRRELL / OSTERHOLZER	18	98 2:55.309 T. WHEATLEY / N. WHEATLEY
ROW 8	15	32 2:48.454 G. KNIGHT / S. KNIGHT	16	87 2:54.421 WALFORD / SPRINGALL
ROW 7	13	967 2:35.543 G. HODGSON / D. HODGSON	14	73 2:38.399 CRAWFORD / OLDROYD
ROW 6	11	181 2:29.344 TIBBLES / GREENWOOD	12	88 2:30.220 STEPHENSON / MASON
ROW 5	9	14 2:24.469 BURNS / WINFROW	10	908 2:29.064 WOOLCOTT / SAVILLE
ROW 4	7	54 2:23.758 QUIRK / SMITH	8	56 2:23.824 GILROY / SMYTH
ROW 3	5	127 2:22.380 MCMAHON / RANSON	6	55 2:23.409 SOUTER / HICKIE
ROW 2	3	147 2:22.013 D. LISSAMAN / F. LISSAMAN	4	9 2:22.209 FAIRHURST / ANDREWS
ROW 1	1	25 2:16.331 BINGHAM / RYDER	2	16 2:18.919 SALLEH / FAIRHURST
Pole				
				

Cadwell Park: 2.1800 miles

These results are provisional until the conclusion of any judicial and technical matters.

Clerk Of Course :	Stewards :	Timekeeper : <i>Craig Smith</i>
-------------------	------------	------------------------------------

Results can be found at www.tsl-timing.com

Printed - 10:20 Saturday, 05 August 2023



International Sidecar Revival Meeting 2023

FSRA 1st Call Refrigeration Pre-Injection Sidecars & Bears Sidecars

RACE 4 - CLASSIFICATION

POS	NO	CL	PIC NAME	ENTRY	LAPS	TIME	GAP	DIFF	MPH	BEST	ON
1	88	F1	1 STEPHENSON / MASON	Suzuki GSXR 1100 -	6	13:17.564			59.04	2:09.588	5
2	56	F2	1 GILROY / SMYTH	Windle Yamaha 600 - First Call Refrigeration Ltd	6	13:33.433	15.869	15.869	57.88	2:11.674	6
3	127	F1	2 MCMAHON / RANSON	Shelbourne SUZUKI 1100 -	6	13:35.283	17.719	1.850	57.75	2:10.600	2
4	147	Guest	1 D. LISSAMAN / F. LISSAMAN	JPR BMW -	6	13:37.910	20.346	2.627	57.57	2:11.021	4
5	9	F1	3 FAIRHURST / ANDREWS	Windle Kawasaki ZX9R -	6	13:42.438	24.874	4.528	57.25	2:11.604	6
6	54	F1	4 QUIRK / SMITH	Bellas VINCENT - Quirk's Classics	6	13:53.500	35.936	11.062	56.49	2:12.427	6
7	908	F2	2 WOOLCOTT / SAVILLE	Derbyshire HONDA CBR 600 -	6	13:56.970	39.406	3.470	56.26	2:15.233	6
8	198*	Bears	1 S. GAGG / C. GAGG	BMW K100 -	6	13:57.864	40.300	0.894	56.20	2:10.161	2
9	125*	Bears	2 WHITAKER / HOLROYD	BMW K100 -	6	13:59.097	41.533	1.233	56.11	2:10.398	2
10	55	Guest	2 SOUTER / HICKIE	LCR - Dynotech Ecosse	6	14:04.915	47.351	5.818	55.73	2:17.968	2
11	181	F1	5 TIBBLES / GREENWOOD	DDR Suzuki FJ 1100 - Elephant & Castle Pub	6	14:06.539	48.975	1.624	55.62	2:15.922	3
12	967	F2	3 G. HODGSON / D. HODGSON	Shelbourne HONDA 600 -	6	14:17.084	59.520	10.545	54.94	2:16.874	3
13	66	Bears	3 G. BIRKETT / J. BIRKETT	BMW K100 -	6	14:26.522	1:08.958	9.438	54.34	2:17.695	3
14	2	Bears	4 KEMP / AUSTIN	Moto Guzzi LE MANS -	6	14:27.400	1:09.836	0.878	54.28	2:17.459	4
15	13	Bears	5 EDMONDSON / PRENTICE	Bmw K100 - Stan Stephens Tuning	6	14:30.615	1:13.051	3.215	54.08	2:12.666	5
16	32	F2	4 G. KNIGHT / S. KNIGHT	GSR Yamaha 600 -	6	14:41.466	1:23.902	10.851	53.42	2:21.562	4
17	92	Bears	6 ROOME / WARNER	BMW K100 -	5	13:32.781	1 Lap	1 Lap	48.27	2:28.779	4
18	57	Bears	7 LARK / TENNANT	BMW K100 -	5	13:33.225	1 Lap	0.444	48.25	2:31.499	2
19	156	F2	5 TYRRELL / OSTERHOLZER	Baker THUNDERCAT 600 - MDD Mobile Digital Disj	5	13:52.798	1 Lap	19.573	47.11	2:43.093	2

NOT CLASSIFIED

DNF	25	Guest	BINGHAM / RYDER	Shelbourne Suzuki - AB Paintworx	4	8:35.412	2 Laps	1 Lap	60.90	2:06.495	2
DNF	14	F1	BURNS / WINFROW	LCR Yamaha R1 - Hall Fencing Doncaster	3	7:00.197	3 Laps	1 Lap	56.03	2:16.538	2
DNF	16	F2	SALLEH / FAIRHURST	Ireson THUNDERCAT -	2	4:48.923	4 Laps	1 Lap	54.32	2:20.302	2
DNF	91	Bears	DOWNES / HALL	BMW K100 - Morris Vermaport Lifts	2	5:23.776	4 Laps	34.853	48.47	2:25.391	2
DNF	73	F1	CRAWFORD / OLDROYD	Windle SUZUKI GSXR1100 - Falcon motors	0						

FASTEST LAP

25	Guest	BINGHAM / RYDER	Shelbourne Suzuki - AB Paintworx	2	2:06.495	62.04 mph	99.84 kph
88	F1	STEPHENSON / MASON	Suzuki GSXR 1100 -	5	2:09.588	60.56 mph	97.46 kph
198	Bears	S. GAGG / C. GAGG	BMW K100 -	2	2:10.161	60.29 mph	97.03 kph
56	F2	GILROY / SMYTH	Windle Yamaha 600 - First Call Refrigeration Ltd	6	2:11.674	59.60 mph	95.92 kph

* #125 & #198 - 10 second penalty for Yellow flag infringement

Class F1 - 92.5% of Race Speed = 54.61 mph

Class F2 - 92.5% of Race Speed = 53.53 mph

Class Guest - 92.5% of Race Speed = 53.25 mph

Class Bears - 92.5% of Race Speed = 51.98 mph

Weather / Track : Cloudy / Wet

These results are provisional until the conclusion of any judicial and technical matters.

Race Distance: 6 Laps / 13.08 miles

Cadwell Park: 2.1800 miles

Date: 05/08/2023 Start: 13:38 Finish: 13:52

Clerk Of Course :

Stewards :

Timekeeper :

Craig Smith

Results can be found at www.tsl-timing.com

Printed - 13:55 Saturday, 05 August 2023



International Sidecar Revival Meeting 2023

FSRA 1st Call Refrigeration Pre-Injection Sidecars & Bears Sidecars

RACE 4 - LAP CHART

LAP 1 @ 13:41:08.376

NO	BEHIND	LAP TIME
25		2:11.722
127	5.746	2:17.468
147	10.612	2:22.334
14	11.441	2:23.163
55	12.447	2:24.169
88	12.651	2:24.373
56	13.433	2:25.155
16	16.899	2:28.621
967	17.049	2:28.771
9	17.306	2:29.028
54	18.694	2:30.416
181	18.867	2:30.589
32	20.183	2:31.905
908	20.840	2:32.562
198	35.862	2:47.584
125	36.816	2:48.538
2	40.048	2:51.770
66	41.539	2:53.261
13	42.082	2:53.804
156	42.915	2:54.637
91	46.663	2:58.385
92	51.822	3:03.544
57	1:01.472	3:13.194

LAP 2 @ 13:43:14.871

NO	BEHIND	LAP TIME
25		2:06.495
127	9.851	2:10.600
147	18.140	2:14.023
88	18.294	2:12.138
14	21.484	2:16.538
55	23.920	2:17.968
56	24.316	2:17.378
9	27.184	2:16.373
967	28.838	2:18.284
181	29.663	2:17.291
16	30.706	2:20.302
54	31.127	2:18.928
908	31.845	2:17.500
32	38.942	2:25.254
198	39.528	2:10.161
125	40.719	2:10.398
13	51.842	2:16.255
66	53.415	2:18.371
2	54.984	2:21.431
91	1:05.559	2:25.391
156	1:19.513	2:43.093
92	1:19.804	2:34.477
57	1:26.476	2:31.499

LAP 3 @ 13:45:22.595

NO	BEHIND	LAP TIME
25		2:07.724
127	12.770	2:10.643
88	22.193	2:11.623
147	23.781	2:13.365
56	29.467	2:12.875
14	34.256	2:20.496
55	35.016	2:18.820
9	36.305	2:16.845
181	37.861	2:15.922
967	37.988	2:16.874

Weather / Track : Cloudy / Wet

Results can be found at www.tsl-timing.com

54	39.314	2:15.911	125	31.533	2:12.110
908	40.185	2:16.064	156	1 Lap	2:45.233
198	43.236	2:11.432	54	35.936	2:12.427
125	45.046	2:12.051	908	39.406	2:15.233
32	54.764	2:23.546	55	47.351	2:20.416
13	57.463	2:13.345	181	48.975	2:18.642
66	1:03.386	2:17.695	967	59.520	2:29.806
2	1:04.999	2:17.739	66	1:08.958	2:18.755
92	1:42.182	2:30.102	2	1:09.836	2:18.885
156	1:56.273	2:44.484	13	1:13.051	2:40.850
57	1:56.317	2:37.565	32	1:23.902	2:27.923

LAP 4 @ 13:47:32.066

NO	BEHIND	LAP TIME
25		2:09.471
88	22.403	2:09.681
147	25.331	2:11.021
127	32.883	2:29.584
56	33.538	2:13.542
9	42.539	2:15.705
55	47.820	2:22.275
198	48.283	2:14.518
54	49.518	2:19.675
908	50.297	2:19.583
125	50.417	2:14.842
967	50.529	2:22.012
181	55.104	2:26.714
13	1:01.687	2:13.695
32	1:06.855	2:21.562
66	1:11.647	2:17.732
2	1:12.987	2:17.459
92	2:01.490	2:28.779
57	2:22.262	2:35.416

LAP 5 @ 13:50:04.057

NO	BEHIND	LAP TIME
88		2:09.588
156	1 Lap	2:45.351
127	12.978	2:12.086
56	14.356	2:12.809
147	17.867	2:24.527
9	23.431	2:12.883
198	29.215	2:12.923
125	29.584	2:11.158
54	33.670	2:16.143
908	34.334	2:16.028
55	37.096	2:21.267
967	39.875	2:21.337
181	40.494	2:17.381
13	42.362	2:12.666
66	1:00.364	2:20.708
2	1:01.112	2:20.116
32	1:06.140	2:31.276

LAP 6 @ 13:52:14.218

NO	BEHIND	LAP TIME
88		2:10.161
92	1 Lap	2:55.879
57	1 Lap	2:35.551
56	15.869	2:11.674
127	17.719	2:14.902
147	20.346	2:12.640
9	24.874	2:11.604
198	30.300	2:11.246

Cadwell Park: 2.1800 miles
Date: 05/08/2023 Start: 13:38 Finish: 13:52

Printed - 13:54 Saturday, 05 August 2023

International Sidecar Revival Meeting 2023

FSRA 1st Call Refrigeration Pre-Injection Sidecars & Bears Sidecars

RACE 4 - POSITION CHART

No	Name	Lap Pos	Lap					
			1	2	3	4	5	6
25	BINGHAM / RYDER	1	25	25	25	25	88	88
16	SALLEH / FAIRHURST	2	127	127	127	88	127	56
147	D. LISSAMAN / F. LISS	3	147	147	88	147	56	127
9	FAIRHURST / ANDREW	4	14	88	147	127	147	147
127	MCMAHON / RANSON	5	55	14	56	56	9	9
55	SOUTER / HICKIE	6	88	55	14	9	198	198
54	QUIRK / SMITH	7	56	56	55	55	125	125
56	GILROY / SMYTH	8	16	9	9	198	54	54
14	BURNS / WINFROW	9	967	967	181	54	908	908
908	WOOLCOTT / SAVILLE	10	9	181	967	908	55	55
181	TIBBLES / GREENWOOD	11	54	16	54	125	967	181
88	STEPHENSON / MASCO	12	181	54	908	967	181	967
967	G. HODGSON / D. HODGSON	13	32	908	198	181	13	66
73	CRAWFORD / OLDROD	14	908	32	125	13	66	2
32	G. KNIGHT / S. KNIGHT	15	198	198	32	32	2	13
156	TYRRELL / OSTERHOFF	16	125	125	13	66	32	32
13	EDMONDSON / PRENTISS	17	2	13	66	2	92	
198	S. GAGG / C. GAGG	18	66	66	2	92	57	
2	KEMP / AUSTIN	19	13	2	92	57	156	
125	WHITAKER / HOLROYD	20	156	91	156	156		
66	G. BIRKETT / J. BIRKETT	21	91	156	57			
91	DOWNES / HALL	22	92	92				
57	LARK / TENNANT	23	57	57				
92	ROOME / WARNER	24						

International Sidecar Revival Meeting 2023

FSRA 1st Call Refrigeration Pre-Injection Sidecars & Bears Sidecars

RACE 4 - SECTOR ANALYSIS



SECTOR 1 = FL to I1, SECTOR 2 = I1 to FL, DIFF = Difference To Personal Best Lap, P = Crossed Finish Line in Pit Lane, D = Time Disallowed

P1 88 F1 STEPHENSON / MASON		Suzuki GSXR 1100 -				
IDEAL LAP TIME : 2:09.369		BEST LAP TIME : 2:09.588				
		DIFFERENCE : 0.219				
LAP	SECTOR 1	SECTOR 2	LAP TIME	MPH	DIFF	TIME OF DAY
1 -		56.888	2:24.373	54.35	14.785	13:41:21.027
2 -	1:17.139	54.999	2:12.138	59.39	2.550	13:43:33.165
3 -	1:14.744	56.879	2:11.623	59.62	2.035	13:45:44.788
4 -	1:14.779	54.902	2:09.681 (2)	60.51	0.093	13:47:54.469
5 -	1:14.963	54.625	2:09.588 (1)	60.56		13:50:04.057
6 -	1:15.176	54.985	2:10.161 (3)	60.29	0.573	13:52:14.218

P2 56 F2 GILROY / SMYTH		Windle Yamaha 600 - First Call Refrigeration Ltd				
IDEAL LAP TIME : 2:11.283		BEST LAP TIME : 2:11.674				
		DIFFERENCE : 0.391				
LAP	SECTOR 1	SECTOR 2	LAP TIME	MPH	DIFF	TIME OF DAY
1 -		57.939	2:25.155	54.06	13.481	13:41:21.809
2 -	1:20.238	57.140	2:17.378	57.12	5.704	13:43:39.187
3 -	1:17.074	55.801	2:12.875 (3)	59.06	1.201	13:45:52.062
4 -	1:17.995	55.547	2:13.542	58.76	1.868	13:48:05.604
5 -	1:17.528	55.281	2:12.809 (2)	59.09	1.135	13:50:18.413
6 -	1:16.002	55.672	2:11.674 (1)	59.60		13:52:30.087

P3 127 F1 MCMAHON / RANSON		Shelbourne SUZUKI 1100 -				
IDEAL LAP TIME : 2:10.107		BEST LAP TIME : 2:10.600				
		DIFFERENCE : 0.493				
LAP	SECTOR 1	SECTOR 2	LAP TIME	MPH	DIFF	TIME OF DAY
1 -		54.048	2:17.468	57.08	6.868	13:41:14.122
2 -	1:16.188	54.412	2:10.600 (1)	60.09		13:43:24.722
3 -	1:16.059	54.584	2:10.643 (2)	60.07	0.043	13:45:35.365
4 -	1:16.723	1:12.861	2:29.584	52.46	18.984	13:48:04.949
5 -	1:16.723	55.363	2:12.086 (3)	59.41	1.486	13:50:17.035
6 -	1:20.135	54.767	2:14.902	58.17	4.302	13:52:31.937

P4 147 Guest D. LISSAMAN / F. LISSAMAN		JPR BMW -				
IDEAL LAP TIME : 2:10.384		BEST LAP TIME : 2:11.021				
		DIFFERENCE : 0.637				
LAP	SECTOR 1	SECTOR 2	LAP TIME	MPH	DIFF	TIME OF DAY
1 -		57.661	2:22.334	55.13	11.313	13:41:18.988
2 -	1:17.812	56.211	2:14.023	58.55	3.002	13:43:33.011
3 -	1:17.136	56.229	2:13.365 (3)	58.84	2.344	13:45:46.376
4 -	1:14.963	56.058	2:11.021 (1)	59.89		13:47:57.397
5 -	1:15.604	1:08.923	2:24.527	54.30	13.506	13:50:21.924
6 -	1:17.219	55.421	2:12.640 (2)	59.16	1.619	13:52:34.564

P5 9 F1 FAIRHURST / ANDREWS		Windle Kawasaki ZX9R -				
IDEAL LAP TIME : 2:11.077		BEST LAP TIME : 2:11.604				
		DIFFERENCE : 0.527				
LAP	SECTOR 1	SECTOR 2	LAP TIME	MPH	DIFF	TIME OF DAY
1 -		1:08.431	2:29.028	52.66	17.424	13:41:25.682
2 -	1:18.513	57.860	2:16.373	57.54	4.769	13:43:42.055
3 -	1:17.911	58.934	2:16.845	57.35	5.241	13:45:58.900
4 -	1:19.806	55.899	2:15.705 (3)	57.83	4.101	13:48:14.605
5 -	1:16.603	56.280	2:12.883 (2)	59.05	1.279	13:50:27.488
6 -	1:15.178	56.426	2:11.604 (1)	59.63		13:52:39.092

P6 54 F1 QUIRK / SMITH		Bellas VINCENT - Quirk's Classics				
IDEAL LAP TIME : 2:12.427		BEST LAP TIME : 2:12.427				
		DIFFERENCE : 0.000				
LAP	SECTOR 1	SECTOR 2	LAP TIME	MPH	DIFF	TIME OF DAY
1 -		1:01.529	2:30.416	52.17	17.989	13:41:27.070
2 -	1:20.082	58.846	2:18.928	56.49	6.501	13:43:45.998
3 -	1:18.644	57.267	2:15.911 (2)	57.74	3.484	13:46:01.909
4 -	1:19.283	1:00.392	2:19.675	56.18	7.248	13:48:21.584
5 -	1:18.633	57.510	2:16.143 (3)	57.64	3.716	13:50:37.727
6 -	1:15.426	57.001	2:12.427 (1)	59.26		13:52:50.154

International Sidecar Revival Meeting 2023

FSRA 1st Call Refrigeration Pre-Injection Sidecars & Bears Sidecars

RACE 4 - SECTOR ANALYSIS



SECTOR 1 = FL to I1, SECTOR 2 = I1 to FL, DIFF = Difference To Personal Best Lap, P = Crossed Finish Line in Pit Lane, D = Time Disallowed

P7 908 F2 WOOLCOTT / SAVILLE		Derbyshire HONDA CBR 600 -				
IDEAL LAP TIME : 2:14.174		BEST LAP TIME : 2:15.233		DIFFERENCE : 1.059		
LAP	SECTOR 1	SECTOR 2	LAP TIME	MPH	DIFF	TIME OF DAY
1 -		59.734	2:32.562	51.44	17.329	13:41:29.216
2 -	1:19.417	58.083	2:17.500	57.07	2.267	13:43:46.716
3 -	1:18.382	57.682	2:16.064 (3)	57.67	0.831	13:46:02.780
4 -	1:19.435	1:00.148	2:19.583	56.22	4.350	13:48:22.363
5 -	1:18.839	57.189	2:16.028 (2)	57.69	0.795	13:50:38.391
6 -	1:16.985	58.248	2:15.233 (1)	58.03		13:52:53.624

P8 198 Bears S. GAGG / C. GAGG		BMW K100 -				
IDEAL LAP TIME : 2:09.637		BEST LAP TIME : 2:10.161		DIFFERENCE : 0.524		
LAP	SECTOR 1	SECTOR 2	LAP TIME	MPH	DIFF	TIME OF DAY
1 -		57.501	2:47.584	46.83	37.423	13:41:44.238
2 -	1:14.372	55.789	2:10.161 (1)	60.29		13:43:54.399
3 -	1:15.731	55.701	2:11.432 (3)	59.71	1.271	13:46:05.831
4 -	1:16.159	58.359	2:14.518	58.34	4.357	13:48:20.349
5 -	1:17.444	55.479	2:12.923	59.04	2.762	13:50:33.272
6 -	1:14.158	57.088	2:11.246 (2)	59.79	1.085	13:52:44.518

P9 125 Bears WHITAKER / HOLROYD		BMW K100 -				
IDEAL LAP TIME : 2:08.902		BEST LAP TIME : 2:10.398		DIFFERENCE : 1.496		
LAP	SECTOR 1	SECTOR 2	LAP TIME	MPH	DIFF	TIME OF DAY
1 -		58.039	2:48.538	46.56	38.140	13:41:45.192
2 -	1:14.806	55.592	2:10.398 (1)	60.18		13:43:55.590
3 -	1:17.183	54.868	2:12.051 (3)	59.43	1.653	13:46:07.641
4 -	1:15.467	59.375	2:14.842	58.20	4.444	13:48:22.483
5 -	1:15.527	55.631	2:11.158 (2)	59.83	0.760	13:50:33.641
6 -	1:14.034	58.076	2:12.110	59.40	1.712	13:52:45.751

P10 55 Guest SOUTER / HICKIE		LCR - Dynotech Ecosse				
IDEAL LAP TIME : 2:17.870		BEST LAP TIME : 2:17.968		DIFFERENCE : 0.098		
LAP	SECTOR 1	SECTOR 2	LAP TIME	MPH	DIFF	TIME OF DAY
1 -		57.944	2:24.169	54.43	6.201	13:41:20.823
2 -	1:20.694	57.274	2:17.968 (1)	56.88		13:43:38.791
3 -	1:20.603	58.217	2:18.820 (2)	56.53	0.852	13:45:57.611
4 -	1:22.230	1:00.045	2:22.275	55.16	4.307	13:48:19.886
5 -	1:21.869	59.398	2:21.267	55.55	3.299	13:50:41.153
6 -	1:23.149	57.267	2:20.416 (3)	55.89	2.448	13:53:01.569

P11 181 F1 TIBBLES / GREENWOOD		DDR Suzuki FJ 1100 - Elephant & Castle Pub				
IDEAL LAP TIME : 2:15.922		BEST LAP TIME : 2:15.922		DIFFERENCE : 0.000		
LAP	SECTOR 1	SECTOR 2	LAP TIME	MPH	DIFF	TIME OF DAY
1 -		1:00.280	2:30.589	52.11	14.667	13:41:27.243
2 -	1:19.151	58.140	2:17.291 (2)	57.16	1.369	13:43:44.534
3 -	1:18.316	57.606	2:15.922 (1)	57.73		13:46:00.456
4 -	1:19.093	1:07.621	2:26.714	53.49	10.792	13:48:27.170
5 -	1:18.776	58.605	2:17.381 (3)	57.12	1.459	13:50:44.551
6 -	1:20.510	58.132	2:18.642	56.60	2.720	13:53:03.193

P12 967 F2 G. HODGSON / D. HODGSON		Shelbourne HONDA 600 -				
IDEAL LAP TIME : 2:16.874		BEST LAP TIME : 2:16.874		DIFFERENCE : 0.000		
LAP	SECTOR 1	SECTOR 2	LAP TIME	MPH	DIFF	TIME OF DAY
1 -		59.810	2:28.771	52.75	11.897	13:41:25.425
2 -	1:19.809	58.475	2:18.284 (2)	56.75	1.410	13:43:43.709
3 -	1:18.529	58.345	2:16.874 (1)	57.33		13:46:00.583
4 -	1:20.941	1:01.071	2:22.012	55.26	5.138	13:48:22.595
5 -	1:21.355	59.982	2:21.337 (3)	55.52	4.463	13:50:43.932
6 -	1:23.271	1:06.535	2:29.806	52.38	12.932	13:53:13.738

International Sidecar Revival Meeting 2023

FSRA 1st Call Refrigeration Pre-Injection Sidecars & Bears Sidecars

RACE 4 - SECTOR ANALYSIS



SECTOR 1 = FL to I1, SECTOR 2 = I1 to FL, DIFF = Difference To Personal Best Lap, P = Crossed Finish Line in Pit Lane, D = Time Disallowed

P13 66 Bears G. BIRKETT / J. BIRKETT		BMW K100 -				
IDEAL LAP TIME : 2:17.261		BEST LAP TIME : 2:17.695		DIFFERENCE : 0.434		
LAP	SECTOR 1	SECTOR 2	LAP TIME	MPH	DIFF	TIME OF DAY
1 -		59.674	2:53.261	45.29	35.566	13:41:49.915
2 -	1:19.586	58.785	2:18.371 (3)	56.71	0.676	13:44:08.286
3 -	1:19.776	57.919	2:17.695 (1)	56.99		13:46:25.981
4 -	1:20.026	57.706	2:17.732 (2)	56.98	0.037	13:48:43.713
5 -	1:21.003	59.705	2:20.708	55.77	3.013	13:51:04.421
6 -	1:19.555	59.200	2:18.755	56.56	1.060	13:53:23.176

P14 2 Bears KEMP / AUSTIN		Moto Guzzi LE MANS -				
IDEAL LAP TIME : 2:17.099		BEST LAP TIME : 2:17.459		DIFFERENCE : 0.360		
LAP	SECTOR 1	SECTOR 2	LAP TIME	MPH	DIFF	TIME OF DAY
1 -		58.913	2:51.770	45.68	34.311	13:41:48.424
2 -	1:22.061	59.370	2:21.431	55.49	3.972	13:44:09.855
3 -	1:19.942	57.797	2:17.739 (2)	56.97	0.280	13:46:27.594
4 -	1:19.302	58.157	2:17.459 (1)	57.09		13:48:45.053
5 -	1:20.306	59.810	2:20.116	56.01	2.657	13:51:05.169
6 -	1:19.399	59.486	2:18.885 (3)	56.50	1.426	13:53:24.054

P15 13 Bears EDMONDSON / PRENTICE		Bmw K100 - Stan Stephens Tuning				
IDEAL LAP TIME : 2:12.666		BEST LAP TIME : 2:12.666		DIFFERENCE : 0.000		
LAP	SECTOR 1	SECTOR 2	LAP TIME	MPH	DIFF	TIME OF DAY
1 -		59.696	2:53.804	45.15	41.138	13:41:50.458
2 -	1:18.662	57.593	2:16.255	57.59	3.589	13:44:06.713
3 -	1:17.291	56.054	2:13.345 (2)	58.85	0.679	13:46:20.058
4 -	1:17.161	56.534	2:13.695 (3)	58.70	1.029	13:48:33.753
5 -	1:16.859	55.807	2:12.666 (1)	59.15		13:50:46.419
6 -	1:19.017	1:21.833	2:40.850	48.79	28.184	13:53:27.269

P16 32 F2 G. KNIGHT / S. KNIGHT		GSR Yamaha 600 -				
IDEAL LAP TIME : 2:21.562		BEST LAP TIME : 2:21.562		DIFFERENCE : 0.000		
LAP	SECTOR 1	SECTOR 2	LAP TIME	MPH	DIFF	TIME OF DAY
1 -		1:00.129	2:31.905	51.66	10.343	13:41:28.559
2 -	1:25.288	59.966	2:25.254 (3)	54.02	3.692	13:43:53.813
3 -	1:22.099	1:01.447	2:23.546 (2)	54.67	1.984	13:46:17.359
4 -	1:21.745	59.817	2:21.562 (1)	55.43		13:48:38.921
5 -	1:29.452	1:01.824	2:31.276	51.87	9.714	13:51:10.197
6 -	1:26.627	1:01.296	2:27.923	53.05	6.361	13:53:38.120

P17 92 Bears ROOME / WARNER		BMW K100 -				
IDEAL LAP TIME : 2:28.545		BEST LAP TIME : 2:28.779		DIFFERENCE : 0.234		
LAP	SECTOR 1	SECTOR 2	LAP TIME	MPH	DIFF	TIME OF DAY
1 -		1:02.009	3:03.544	42.75	34.765	13:42:00.198
2 -	1:29.234	1:05.243	2:34.477 (3)	50.80	5.698	13:44:34.675
3 -	1:27.134	1:02.968	2:30.102 (2)	52.28	1.323	13:47:04.777
4 -	1:27.368	1:01.411	2:28.779 (1)	52.74		13:49:33.556
5 -	1:53.031	1:02.848	2:55.879	44.62	27.100	13:52:29.435

P18 57 Bears LARK / TENNANT		BMW K100 -				
IDEAL LAP TIME : 2:31.499		BEST LAP TIME : 2:31.499		DIFFERENCE : 0.000		
LAP	SECTOR 1	SECTOR 2	LAP TIME	MPH	DIFF	TIME OF DAY
1 -		1:05.352	3:13.194	40.62	41.695	13:42:09.848
2 -	1:27.902	1:03.597	2:31.499 (1)	51.80		13:44:41.347
3 -	1:32.008	1:05.557	2:37.565	49.80	6.066	13:47:18.912
4 -	1:29.278	1:06.138	2:35.416 (2)	50.49	3.917	13:49:54.328
5 -	1:30.608	1:04.943	2:35.551 (3)	50.45	4.052	13:52:29.879

International Sidecar Revival Meeting 2023

FSRA 1st Call Refrigeration Pre-Injection Sidecars & Bears Sidecars

RACE 4 - SECTOR ANALYSIS



SECTOR 1 = FL to I1, SECTOR 2 = I1 to FL, DIFF = Difference To Personal Best Lap, P = Crossed Finish Line in Pit Lane, D = Time Disallowed

P19 156 F2		TYRRELL / OSTERHOLZER		Baker THUNDERCAT 600 - MDD Mobile Digital Displays			
IDEAL LAP TIME : 2:42.963		BEST LAP TIME : 2:43.093		DIFFERENCE : 0.130			
LAP	SECTOR 1	SECTOR 2	LAP TIME	MPH	DIFF	TIME OF DAY	
1 -		1:08.294	2:54.637	44.93	11.544	13:41:51.291	
2 -	1:37.673	1:05.420	2:43.093 (1)	48.12		13:44:34.384	
3 -	1:38.302	1:06.182	2:44.484 (2)	47.71	1.391	13:47:18.868	
4 -	1:38.054	1:07.297	2:45.351	47.46	2.258	13:50:04.219	
5 -	1:37.543	1:07.690	2:45.233 (3)	47.49	2.140	13:52:49.452	

P20 25 Guest		BINGHAM / RYDER		Shelbourne Suzuki - AB Paintworx			
IDEAL LAP TIME : 2:06.445		BEST LAP TIME : 2:06.495		DIFFERENCE : 0.050			
LAP	SECTOR 1	SECTOR 2	LAP TIME	MPH	DIFF	TIME OF DAY	
1 -		53.203	2:11.722	59.58	5.227	13:41:08.376	
2 -	1:13.242	53.253	2:06.495 (1)	62.04		13:43:14.871	
3 -	1:13.542	54.182	2:07.724 (2)	61.44	1.229	13:45:22.595	
4 -	1:14.534	54.937	2:09.471 (3)	60.61	2.976	13:47:32.066	

P21 14 F1		BURNS / WINFROW		LCR Yamaha R1 - Hall Fencing Doncaster			
IDEAL LAP TIME : 2:16.213		BEST LAP TIME : 2:16.538		DIFFERENCE : 0.325			
LAP	SECTOR 1	SECTOR 2	LAP TIME	MPH	DIFF	TIME OF DAY	
1 -		57.837	2:23.163	54.81	6.625	13:41:19.817	
2 -	1:18.376	58.162	2:16.538 (1)	57.47		13:43:36.355	
3 -	1:18.768	1:01.728	2:20.496 (2)	55.85	3.958	13:45:56.851	

P22 16 F2		SALLEH / FAIRHURST		Ireson THUNDERCAT -			
IDEAL LAP TIME : 2:18.738		BEST LAP TIME : 2:20.302		DIFFERENCE : 1.564			
LAP	SECTOR 1	SECTOR 2	LAP TIME	MPH	DIFF	TIME OF DAY	
1 -		1:00.775	2:28.621	52.80	8.319	13:41:25.275	
2 -	1:17.963	1:02.339	2:20.302 (1)	55.93		13:43:45.577	

P23 91 Bears		DOWNES / HALL		BMW K100 - Morris Vermaport Lifts			
IDEAL LAP TIME : 2:24.187		BEST LAP TIME : 2:25.391		DIFFERENCE : 1.204			
LAP	SECTOR 1	SECTOR 2	LAP TIME	MPH	DIFF	TIME OF DAY	
1 -		1:00.154	2:58.385	43.99	32.994	13:41:55.039	
2 -	1:24.033	1:01.358	2:25.391 (1)	53.97		13:44:20.430	

International Sidecar Revival Meeting 2023

FSRA 1st Call Refrigeration Pre-Injection Sidecars & Bears Sidecars

RACE 4 - BEST SECTORS

SECTOR 1			SECTOR 2			IDEAL / BEST COMPARISON						
POS	NO	NAME	TIME	NO	NAME	TIME	POS	NO	NAME	IDEAL	BEST	DIFF
									PERFECT LAP	2:06.445		
1	25	BINGHAM / RYDER	1:13.242	25	BINGHAM / RYDER	53.203	1	25	BINGHAM / RYDER	2:06.445	2:06.495	0.050
2	125	WHITAKER / HOLROYD	1:14.034	127	MCMAHON / RANSON	54.048	2	125	WHITAKER / HOLROYD	2:08.902	2:10.398	1.496
3	198	S. GAGG / C. GAGG	1:14.158	88	STEPHENSON / MASON	54.625	3	88	STEPHENSON / MASON	2:09.369	2:09.588	0.219
4	88	STEPHENSON / MASON	1:14.744	125	WHITAKER / HOLROYD	54.868	4	198	S. GAGG / C. GAGG	2:09.637	2:10.161	0.524
5	147	D. LISSAMAN / F. LISSAMAN	1:14.963	56	GILROY / SMYTH	55.281	5	127	MCMAHON / RANSON	2:10.107	2:10.600	0.493
6	9	FAIRHURST / ANDREWS	1:15.178	147	D. LISSAMAN / F. LISSAMAN	55.421	6	147	D. LISSAMAN / F. LISSAMAN	2:10.384	2:11.021	0.637
7	54	QUIRK / SMITH	1:15.426	198	S. GAGG / C. GAGG	55.479	7	9	FAIRHURST / ANDREWS	2:11.077	2:11.604	0.527
8	56	GILROY / SMYTH	1:16.002	13	EDMONDSON / PRENTICE	55.807	8	56	GILROY / SMYTH	2:11.283	2:11.674	0.391
9	127	MCMAHON / RANSON	1:16.059	9	FAIRHURST / ANDREWS	55.899	9	54	QUIRK / SMITH	2:12.427	2:12.427	0.000
10	13	EDMONDSON / PRENTICE	1:16.859	54	QUIRK / SMITH	57.001	10	13	EDMONDSON / PRENTICE	2:12.666	2:12.666	0.000
11	908	WOOLCOTT / SAVILLE	1:16.985	908	WOOLCOTT / SAVILLE	57.189	11	908	WOOLCOTT / SAVILLE	2:14.174	2:15.233	1.059
12	16	SALLEH / FAIRHURST	1:17.963	55	SOUTER / HICKIE	57.267	12	181	TIBBLES / GREENWOOD	2:15.922	2:15.922	0.000
13	181	TIBBLES / GREENWOOD	1:18.316	181	TIBBLES / GREENWOOD	57.606	13	14	BURNS / WINFROW	2:16.213	2:16.538	0.325
14	14	BURNS / WINFROW	1:18.376	66	G. BIRKETT / J. BIRKETT	57.706	14	967	G. HODGSON / D. HODGSON	2:16.874	2:16.874	0.000
15	967	G. HODGSON / D. HODGSON	1:18.529	2	KEMP / AUSTIN	57.797	15	2	KEMP / AUSTIN	2:17.099	2:17.459	0.360
16	2	KEMP / AUSTIN	1:19.302	14	BURNS / WINFROW	57.837	16	66	G. BIRKETT / J. BIRKETT	2:17.261	2:17.695	0.434
17	66	G. BIRKETT / J. BIRKETT	1:19.555	967	G. HODGSON / D. HODGSON	58.345	17	55	SOUTER / HICKIE	2:17.870	2:17.968	0.098
18	55	SOUTER / HICKIE	1:20.603	32	G. KNIGHT / S. KNIGHT	59.817	18	16	SALLEH / FAIRHURST	2:18.738	2:20.302	1.564
19	32	G. KNIGHT / S. KNIGHT	1:21.745	91	DOWNES / HALL	1:00.154	19	32	G. KNIGHT / S. KNIGHT	2:21.562	2:21.562	0.000
20	91	DOWNES / HALL	1:24.033	16	SALLEH / FAIRHURST	1:00.775	20	91	DOWNES / HALL	2:24.187	2:25.391	1.204
21	92	ROOME / WARNER	1:27.134	92	ROOME / WARNER	1:01.411	21	92	ROOME / WARNER	2:28.545	2:28.779	0.234
22	57	LARK / TENNANT	1:27.902	57	LARK / TENNANT	1:03.597	22	57	LARK / TENNANT	2:31.499	2:31.499	0.000
23	156	TYRRELL / OSTERHOLZER	1:37.543	156	TYRRELL / OSTERHOLZER	1:05.420	23	156	TYRRELL / OSTERHOLZER	2:42.963	2:43.093	0.130
24												

International Sidecar Revival Meeting 2023

FSRA 1st Call Refrigeration Pre-Injection Sidecars & Bears Sidecars

RACE 4 - STATISTICS

Competitors Started 24
Planned Start 2023-08-05 @ 12:30:00.000
Actual Start 2023-08-05 @ 13:38:56.653
Finish Time 2023-08-05 @ 13:52:10.047
Track Length 2.1800mi.
Total Laps 122
Total Distance Covered 265.9622mi.

Session Fastest Lap History

NO	CL	NAME	LAP TIME	TIME OF DAY	LAP	VEHICLE
25	Guest	BINGHAM / RYDER	2:06.495	13:43:14.894	2	Shelbourne Suzuki

Session Leader History

NO	CL	NAME	FROM LAP	LAPS LED	DISTANCE	VEHICLE
25	Guest	BINGHAM / RYDER	1	4	8.72 miles	Shelbourne Suzuki
88	F1	STEPHENSON / MASON	5	2	4.36 miles	Suzuki GSXR 1100

Flag History

TYPE	TIME OF DAY
GREEN	13:38:56.653
FINISH	13:52:10.047

Flag Statistics

TYPE	COUNT	TOTAL LAPS	TOTAL TIME
Green	1	6	15:02.900
Red	0	0	0.000
Safety Car	0	0	0.000
FCY	0	0	0.000

International Sidecar Revival Meeting 2023

FSRA 1st Call Refrigeration Pre-Injection Sidecars & Bears Sidecars

RACE 4 - STATISTICS

CLASS : F1

7 Starters

Fastest Lap History

NO	NAME	LAP TIME	TIME OF DAY	LAP	VEHICLE
127	MCPMAHON / RANSON	2:10.600	13:43:24.742	2	Shelbourne SUZUKI 1100
88	STEPHENSON / MASON	2:09.681	13:47:54.511	4	Suzuki GSXR 1100
88	STEPHENSON / MASON	2:09.588	13:50:04.100	5	Suzuki GSXR 1100

Leader History

NO	NAME	FROM LAP	LAPS LED	DISTANCE	VEHICLE
127	MCPMAHON / RANSON	1	3	6.54 miles	Shelbourne SUZUKI 1100
88	STEPHENSON / MASON	4	3	6.54 miles	Suzuki GSXR 1100

International Sidecar Revival Meeting 2023

FSRA 1st Call Refrigeration Pre-Injection Sidecars & Bears Sidecars

RACE 4 - STATISTICS

CLASS : F2

6 Starters

Fastest Lap History

NO	NAME	LAP TIME	TIME OF DAY	LAP	VEHICLE
56	GILROY / SMYTH	2:17.378	13:43:39.209	2	Windle Yamaha 600
56	GILROY / SMYTH	2:12.875	13:45:52.084	3	Windle Yamaha 600
56	GILROY / SMYTH	2:12.809	13:50:18.434	5	Windle Yamaha 600
56	GILROY / SMYTH	2:11.674	13:52:30.109	6	Windle Yamaha 600

Leader History

NO	NAME	FROM LAP	LAPS LED	DISTANCE	VEHICLE
56	GILROY / SMYTH	1	6	13.08 miles	Windle Yamaha 600

International Sidecar Revival Meeting 2023

FSRA 1st Call Refrigeration Pre-Injection Sidecars & Bears Sidecars

RACE 4 - STATISTICS

CLASS : Guest

3 Starters

Fastest Lap History

NO	NAME	LAP TIME	TIME OF DAY	LAP	VEHICLE
25	BINGHAM / RYDER	2:06.495	13:43:14.894	2	Shelbourne Suzuki

Leader History

NO	NAME	FROM LAP	LAPS LED	DISTANCE	VEHICLE
25	BINGHAM / RYDER	1	4	8.72 miles	Shelbourne Suzuki
147	D. LISSAMAN / F. LISSAMAN	5	2	4.36 miles	JPR BMW

International Sidecar Revival Meeting 2023

FSRA 1st Call Refrigeration Pre-Injection Sidecars & Bears Sidecars

RACE 4 - STATISTICS

CLASS : Bears

8 Starters

Fastest Lap History

NO	NAME	LAP TIME	TIME OF DAY	LAP	VEHICLE
198	S. GAGG / C. GAGG	2:10.161	13:43:54.408	2	BMW K100


Leader History

NO	NAME	FROM LAP	LAPS LED	DISTANCE	VEHICLE
198	S. GAGG / C. GAGG	1	6	13.08 miles	BMW K100

International Sidecar Revival Meeting 2023

FSRA 1st Call Refrigeration Pre-Injection Sidecars & Bears Sidecars

RACE 10 - GRID (6 Laps)

ROW 15	29	92 2:28.779 ROOME / WARNER	30	57 2:31.499 LARK / TENNANT
ROW 14	27	66 2:17.695 G. BIRKETT / J. BIRKETT	28	91 2:25.391 DOWNES / HALL
ROW 13	25	13 2:12.666 EDMONDSON / PRENTICE	26	2 2:17.459 KEMP / AUSTIN
ROW 12	23	198 2:10.161 S. GAGG / C. GAGG	24	125 2:10.398 WHITAKER / HOLROYD
ROW 11	21		22	
ROW 10	19	128 HORTON / DAVIES	20	130 HOWLES / FOREST
ROW 9	17	87 WALFORD / SPRINGALL	18	98 T. WHEATLEY / N. WHEATLEY
ROW 8	15	156 2:43.093 TYRRELL / OSTERHOLZER	16	73 CRAWFORD / OLDROYD
ROW 7	13	16 2:20.302 SALLEH / FAIRHURST	14	32 2:21.562 G. KNIGHT / S. KNIGHT
ROW 6	11	967 2:16.874 G. HODGSON / D. HODGSON	12	55 2:17.968 SOUTER / HICKIE
ROW 5	9	181 2:15.922 TIBBLES / GREENWOOD	10	14 2:16.538 BURNS / WINFROW
ROW 4	7	54 2:12.427 QUIRK / SMITH	8	908 2:15.233 WOOLCOTT / SAVILLE
ROW 3	5	9 2:11.604 FAIRHURST / ANDREWS	6	56 2:11.674 GILROY / SMYTH
ROW 2	3	127 2:10.600 MCMAHON / RANSON	4	147 2:11.021 D. LISSAMAN / F. LISSAMAN
ROW 1	1	25 2:06.495 BINGHAM / RYDER	2	88 2:09.588 STEPHENSON / MASON
Pole				
				

Cadwell Park: 2.1800 miles

These results are provisional until the conclusion of any judicial and technical matters.

Clerk Of Course :	Stewards :	Timekeeper : <i>Craig Smith</i>
-------------------	------------	------------------------------------

Results can be found at www.tsl-timing.com

Printed - 13:57 Saturday, 05 August 2023



International Sidecar Revival Meeting 2023

FSRA 1st Call Refrigeration Pre-Injection Sidecars & Bears Sidecars

RACE 10 - CLASSIFICATION

POS	NO	CL	PIC NAME	ENTRY	LAPS	TIME	GAP	DIFF	MPH	BEST	ON
1	9	F1	1 FAIRHURST / ANDREWS	Windle Kawasaki ZX9R -	6	11:58.453			65.54	1:56.181	3
2	25	Guest	1 BINGHAM / RYDER	Shelbourne Suzuki - AB Paintworx	6	12:11.909	13.456	13.456	64.33	1:57.494	6
3	147	Guest	2 D. LISSAMAN / F. LISSAMAN	JPR BMW -	6	12:15.143	16.690	3.234	64.05	1:56.548	6
4	54	F1	2 QUIRK / SMITH	Bellas VINCENT - Quirk's Classics	6	12:16.099	17.646	0.956	63.97	1:54.872	6
5	56	F2	1 GILROY / SMYTH	Windle Yamaha 600 - First Call Refrigeration Ltd	6	12:17.597	19.144	1.498	63.84	1:58.187	6
6	127	F1	3 MCMAHON / RANSON	Shelbourne SUZUKI 1100 -	6	12:27.348	28.895	9.751	63.00	2:00.640	6
7	88	F1	4 STEPHENSON / MASON	Suzuki GSXR 1100 -	6	12:30.548	32.095	3.200	62.73	2:02.735	2
8	14	F1	5 BURNS / WINFROW	LCR Yamaha R1 - Hall Fencing Doncaster	6	12:45.615	47.162	15.067	61.50	2:05.159	4
9	16	F2	2 SALLEH / FAIRHURST	Ireson THUNDERCAT -	6	12:46.272	47.819	0.657	61.45	2:04.737	6
10	181	F1	6 TIBBLES / GREENWOOD	DDR Suzuki FJ 1100 - Elephant & Castle Pub	6	12:47.180	48.727	0.908	61.37	2:05.528	5
11	55	Guest	3 SOUTER / HICKIE	LCR - Dynotech Ecosse	6	12:51.323	52.870	4.143	61.04	2:05.625	4
12	198	Bears	1 S. GAGG / C. GAGG	BMW K100 -	6	13:07.783	1:09.330	16.460	59.77	2:01.100	5
13	125	Bears	2 WHITAKER / HOLROYD	BMW K100 -	6	13:08.350	1:09.897	0.567	59.73	2:02.028	5
14	73	F1	7 CRAWFORD / OLDROYD	Windle SUZUKI GSXR1100 - Falcon motors	6	13:25.356	1:26.903	17.006	58.46	2:07.619	6
15	967	F2	3 G. HODGSON / D. HODGSON	Shelbourne HONDA 600 -	6	13:35.149	1:36.696	9.793	57.76	2:11.453	3
16	2	Bears	3 KEMP / AUSTIN	Moto Guzzi LE MANS -	6	13:38.912	1:40.459	3.763	57.50	2:07.860	6
17	66	Bears	4 G. BIRKETT / J. BIRKETT	BMW K100 -	5	12:04.542	1 Lap	1 Lap	54.15	2:15.876	5
18	908	F2	4 WOOLCOTT / SAVILLE	Derbyshire HONDA CBR 600 -	5	12:04.859	1 Lap	0.317	54.13	2:21.695	5
19	92	Bears	5 ROOME / WARNER	BMW K100 -	5	12:07.534	1 Lap	2.675	53.93	2:14.596	4
20	91	Bears	6 DOWNES / HALL	BMW K100 - Morris Vermaport Lifts	5	12:11.039	1 Lap	3.505	53.67	2:16.015	5
21	57	Bears	7 LARK / TENNANT	BMW K100 -	5	13:21.259	1 Lap	1:10.220	48.97	2:30.885	2
22	156	F2	5 TYRRELL / OSTERHOLZER	Baker THUNDERCAT 600 - MDD Mobile Digital Disj	5	13:33.634	1 Lap	12.375	48.22	2:39.411	5

NOT CLASSIFIED

DNF	13	Bears	EDMONDSON / PRENTICE	Bmw K100 - Stan Stephens Tuning	2	5:00.545	4 Laps	3 Laps	52.22	2:08.559	2
DNF	87	F1	WALFORD / SPRINGALL	Broadstock YAMAHA FJ1100 - Trail Rides Wales	1	3:01.891	5 Laps	1 Lap	43.14		
DNF	98	Guest	T. WHEATLEY / N. WHEATLEY	Ireson Yamaha - Peter Wheatley	0						

FASTEST LAP

54	F1	QUIRK / SMITH	Bellas VINCENT - Quirk's Classics	6	1:54.872	68.32 mph	109.95 kph
147	Guest	D. LISSAMAN / F. LISSAMAN	JPR BMW -	6	1:56.548	67.33 mph	108.36 kph
56	F2	GILROY / SMYTH	Windle Yamaha 600 - First Call Refrigeration Ltd	6	1:58.187	66.40 mph	106.86 kph
198	Bears	S. GAGG / C. GAGG	BMW K100 -	5	2:01.100	64.80 mph	104.29 kph

Class F1 - 92.5% of Race Speed = 60.62 mph
 Class Guest - 92.5% of Race Speed = 59.50 mph
 Class F2 - 92.5% of Race Speed = 59.05 mph
 Class Bears - 92.5% of Race Speed = 55.28 mph

Weather / Track : Cloudy / Wet

These results are provisional until the conclusion of any judicial and technical matters.

Race Distance: 6 Laps / 13.08 miles

Cadwell Park: 2.1800 miles

Date: 05/08/2023 Start: 17:46 Finish: 17:58

Clerk Of Course :

Stewards :

Timekeeper :

Craig Smith

Results can be found at www.tsl-timing.com

Printed - 18:08 Saturday, 05 August 2023



International Sidecar Revival Meeting 2023

FSRA 1st Call Refrigeration Pre-Injection Sidecars & Bears Sidecars

RACE 10 - LAP CHART

LAP 1 @ 17:49:05.059

NO	BEHIND	LAP TIME
88		2:06.625
127	1.513	2:08.138
25	2.416	2:09.041
9	2.960	2:09.585
56	3.497	2:10.122
147	4.409	2:11.034
54	5.553	2:12.178
16	6.607	2:13.232
14	7.528	2:14.153
181	10.946	2:17.571
55	11.857	2:18.482
73	18.120	2:24.745
967	18.966	2:25.591
908	20.546	2:27.171
198	39.301	2:45.926
125	40.610	2:47.235
156	42.129	2:48.754
2	44.669	2:51.294
13	45.361	2:51.986
66	47.697	2:54.322
92	54.759	3:01.384
87	55.266	3:01.891
91	55.379	3:02.004
57	1:04.690	3:11.315

LAP 2 @ 17:51:04.474

NO	BEHIND	LAP TIME
9		1:56.455
88	3.320	2:02.735
127	5.229	2:03.131
25	5.814	2:02.813
56	6.507	2:02.425
147	6.785	2:01.791
54	7.651	2:01.513
14	13.412	2:05.299
16	15.159	2:07.967
181	17.213	2:05.682
55	19.791	2:07.349
967	33.127	2:13.576
73	35.727	2:17.022
198	45.131	2:05.245
125	45.724	2:04.529
908	52.761	2:31.630
2	54.177	2:08.923
13	54.505	2:08.559
66	1:07.619	2:19.337
92	1:13.508	2:18.164
91	1:14.746	2:18.782
156	1:23.479	2:40.765
57	1:36.160	2:30.885

LAP 3 @ 17:53:00.655

NO	BEHIND	LAP TIME
9		1:56.181
88	12.035	2:04.896
25	12.905	2:03.272
56	13.696	2:03.370
147	13.800	2:03.196
127	15.914	2:06.866
54	16.725	2:05.255
14	23.418	2:06.187
16	25.541	2:06.563

181	27.215	2:06.183
55	29.873	2:06.263
967	48.399	2:11.453
73	53.519	2:13.973
198	53.520	2:04.570
125	53.932	2:04.389
2	1:10.657	2:12.661
908	1:18.530	2:21.950
66	1:29.031	2:17.593
92	1:35.959	2:18.632
91	1:36.702	2:18.137

LAP 4 @ 17:54:58.551

NO	BEHIND	LAP TIME
9		1:57.896
156	1 Lap	2:42.131
57	1 Lap	2:31.965
25	16.482	2:01.473
88	18.201	2:04.062
147	19.187	2:03.283
56	19.342	2:03.542
54	20.048	2:01.219
127	22.291	2:04.273
14	30.681	2:05.159
181	35.346	2:06.027
16	36.254	2:08.609
55	37.602	2:05.625
125	1:02.430	2:06.394
967	1:02.715	2:12.212
198	1:02.716	2:07.092
73	1:08.453	2:12.830
2	1:22.315	2:09.554
908	1:43.047	2:22.413
66	1:48.549	2:17.414
92	1:52.659	2:14.596
91	1:54.907	2:16.101

LAP 5 @ 17:56:56.699

NO	BEHIND	LAP TIME
9		1:58.148
25	16.150	1:57.816
147	20.330	1:59.291
56	21.145	1:59.951
54	22.962	2:01.062
127	28.443	2:04.300
88	28.877	2:08.824
14	40.175	2:07.642
181	42.726	2:05.528
16	43.270	2:05.164
55	47.368	2:07.914
57	1 Lap	2:34.258
156	1 Lap	2:42.573
198	1:05.668	2:01.100
125	1:06.310	2:02.028
967	1:19.080	2:14.513
73	1:19.472	2:09.167
2	1:32.787	2:08.620

LAP 6 @ 17:58:56.887

NO	BEHIND	LAP TIME
9		2:00.188
66	1 Lap	2:15.876
908	1 Lap	2:21.695
92	1 Lap	2:14.758

91	1 Lap	2:16.015
25	13.456	1:57.494
147	16.690	1:56.548
54	17.646	1:54.872
56	19.144	1:58.187
127	28.895	2:00.640
88	32.095	2:03.406
14	47.162	2:07.175
16	47.819	2:04.737
181	48.727	2:06.189
55	52.870	2:05.690
198	1:09.330	2:03.850
125	1:09.897	2:03.775
57	1 Lap	2:32.836
73	1:26.903	2:07.619
156	1 Lap	2:39.411
967	1:36.696	2:17.804
2	1:40.459	2:07.860

International Sidecar Revival Meeting 2023

FSRA 1st Call Refrigeration Pre-Injection Sidecars & Bears Sidecars

RACE 10 - POSITION CHART

No	Name	Lap Pos	Lap					
			1	2	3	4	5	6
25	BINGHAM / RYDER	1	88	9	9	9	9	9
88	STEPHENSON / MASO	2	127	88	88	25	25	25
127	MCCAHON / RANSON	3	25	127	25	88	147	147
147	D. LISSAMAN / F. LISS	4	9	25	56	147	56	54
9	FAIRHURST / ANDREW	5	56	56	147	56	54	56
56	GILROY / SMYTH	6	147	147	127	54	127	127
54	QUIRK / SMITH	7	54	54	54	127	88	88
908	WOOLCOTT / SAVILLE	8	16	14	14	14	14	14
181	TIBBLES / GREENWOOD	9	14	16	16	181	181	16
14	BURNS / WINFROW	10	181	181	181	16	16	181
967	G. HODGSON / D. HODGSON	11	55	55	55	55	55	55
55	SOUTER / HICKIE	12	73	967	967	125	198	198
16	SALLEH / FAIRHURST	13	967	73	73	967	125	125
156	TYRRELL / OSTERHOFF	14	908	198	198	198	967	73
73	CRAWFORD / OLDROD	15	198	125	125	73	73	967
87	WALFORD / SPRINGALL	16	125	908	2	2	2	2
98	T. WHEATLEY / N. WHEATLEY	17	156	2	908	908	66	
198	S. GAGG / C. GAGG	18	2	13	66	66	908	
125	WHITAKER / HOLROYD	19	13	66	92	92	92	
13	EDMONDSON / PRENTICE	20	66	92	91	91	91	
2	KEMP / AUSTIN	21	92	91	156	57	57	
66	G. BIRKETT / J. BIRKETT	22	87	156	57	156	156	
91	DOWNES / HALL	23	91	57				
92	ROOME / WARNER	24	57					
57	LARK / TENNANT	25						

International Sidecar Revival Meeting 2023

FSRA 1st Call Refrigeration Pre-Injection Sidecars & Bears Sidecars

RACE 10 - SECTOR ANALYSIS



SECTOR 1 = FL to I1, SECTOR 2 = I1 to FL, DIFF = Difference To Personal Best Lap, P = Crossed Finish Line in Pit Lane, D = Time Disallowed

P1		9 F1		FAIRHURST / ANDREWS		Windle Kawasaki ZX9R -	
IDEAL LAP TIME : 1:55.539		BEST LAP TIME : 1:56.181		DIFFERENCE : 0.642			
LAP	SECTOR 1	SECTOR 2	LAP TIME	MPH	DIFF	TIME OF DAY	
1 -		52.385	2:09.585	60.56	13.404	17:49:08.019	
2 -	1:07.500	48.955	1:56.455 (2)	67.39	0.274	17:51:04.474	
3 -	1:06.584	49.597	1:56.181 (1)	67.55		17:53:00.655	
4 -	1:06.598	51.298	1:57.896 (3)	66.56	1.715	17:54:58.551	
5 -	1:07.548	50.600	1:58.148	66.42	1.967	17:56:56.699	
6 -	1:08.916	51.272	2:00.188	65.29	4.007	17:58:56.887	

P2		25 Guest		BINGHAM / RYDER		Shelbourne Suzuki - AB Paintworx	
IDEAL LAP TIME : 1:57.437		BEST LAP TIME : 1:57.494		DIFFERENCE : 0.057			
LAP	SECTOR 1	SECTOR 2	LAP TIME	MPH	DIFF	TIME OF DAY	
1 -		52.142	2:09.041	60.81	11.547	17:49:07.475	
2 -	1:11.334	51.479	2:02.813	63.90	5.319	17:51:10.288	
3 -	1:09.827	53.445	2:03.272	63.66	5.778	17:53:13.560	
4 -	1:11.044	50.429	2:01.473 (3)	64.60	3.979	17:55:15.033	
5 -	1:08.449	49.367	1:57.816 (2)	66.61	0.322	17:57:12.849	
6 -	1:08.070	49.424	1:57.494 (1)	66.79		17:59:10.343	

P3		147 Guest		D. LISSAMAN / F. LISSAMAN		JPR BMW -	
IDEAL LAP TIME : 1:56.452		BEST LAP TIME : 1:56.548		DIFFERENCE : 0.096			
LAP	SECTOR 1	SECTOR 2	LAP TIME	MPH	DIFF	TIME OF DAY	
1 -		53.003	2:11.034	59.89	14.486	17:49:09.468	
2 -	1:10.149	51.642	2:01.791 (3)	64.43	5.243	17:51:11.259	
3 -	1:12.206	50.990	2:03.196	63.70	6.648	17:53:14.455	
4 -	1:10.438	52.845	2:03.283	63.65	6.735	17:55:17.738	
5 -	1:09.480	49.811	1:59.291 (2)	65.78	2.743	17:57:17.029	
6 -	1:06.641	49.907	1:56.548 (1)	67.33		17:59:13.577	

P4		54 F1		QUIRK / SMITH		Bellas VINCENT - Quirk's Classics	
IDEAL LAP TIME : 1:54.872		BEST LAP TIME : 1:54.872		DIFFERENCE : 0.000			
LAP	SECTOR 1	SECTOR 2	LAP TIME	MPH	DIFF	TIME OF DAY	
1 -		52.854	2:12.178	59.37	17.306	17:49:10.612	
2 -	1:09.484	52.029	2:01.513	64.58	6.641	17:51:12.125	
3 -	1:12.212	53.043	2:05.255	62.65	10.383	17:53:17.380	
4 -	1:08.813	52.406	2:01.219 (3)	64.74	6.347	17:55:18.599	
5 -	1:10.619	50.443	2:01.062 (2)	64.82	6.190	17:57:19.661	
6 -	1:05.415	49.457	1:54.872 (1)	68.32		17:59:14.533	

P5		56 F2		GILROY / SMYTH		Windle Yamaha 600 - First Call Refrigeration Ltd	
IDEAL LAP TIME : 1:57.834		BEST LAP TIME : 1:58.187		DIFFERENCE : 0.353			
LAP	SECTOR 1	SECTOR 2	LAP TIME	MPH	DIFF	TIME OF DAY	
1 -		51.687	2:10.122	60.31	11.935	17:49:08.556	
2 -	1:10.792	51.633	2:02.425 (3)	64.10	4.238	17:51:10.981	
3 -	1:10.363	53.007	2:03.370	63.61	5.183	17:53:14.351	
4 -	1:11.243	52.299	2:03.542	63.52	5.355	17:55:17.893	
5 -	1:10.492	49.459	1:59.951 (2)	65.42	1.764	17:57:17.844	
6 -	1:08.375	49.812	1:58.187 (1)	66.40		17:59:16.031	

P6		127 F1		MCMAHON / RANSON		Shelbourne SUZUKI 1100 -	
IDEAL LAP TIME : 2:00.640		BEST LAP TIME : 2:00.640		DIFFERENCE : 0.000			
LAP	SECTOR 1	SECTOR 2	LAP TIME	MPH	DIFF	TIME OF DAY	
1 -		51.962	2:08.138	61.24	7.498	17:49:06.572	
2 -	1:11.803	51.328	2:03.131 (2)	63.73	2.491	17:51:09.703	
3 -	1:13.834	53.032	2:06.866	61.86	6.226	17:53:16.569	
4 -	1:12.944	51.329	2:04.273 (3)	63.15	3.633	17:55:20.842	
5 -	1:12.554	51.746	2:04.300	63.13	3.660	17:57:25.142	
6 -	1:09.721	50.919	2:00.640 (1)	65.05		17:59:25.782	

International Sidecar Revival Meeting 2023

FSRA 1st Call Refrigeration Pre-Injection Sidecars & Bears Sidecars

RACE 10 - SECTOR ANALYSIS



SECTOR 1 = FL to I1, SECTOR 2 = I1 to FL, DIFF = Difference To Personal Best Lap, P = Crossed Finish Line in Pit Lane, D = Time Disallowed

P7 88 F1 STEPHENSON / MASON		Suzuki GSXR 1100 -				
IDEAL LAP TIME : 2:01.775		BEST LAP TIME : 2:02.735				
		DIFFERENCE : 0.960				
LAP	SECTOR 1	SECTOR 2	LAP TIME	MPH	DIFF	TIME OF DAY
1 -		51.221	2:06.625	61.97	3.890	17:49:05.059
2 -	1:10.554	52.181	2:02.735 (1)	63.94		17:51:07.794
3 -	1:12.039	52.857	2:04.896	62.83	2.161	17:53:12.690
4 -	1:11.696	52.366	2:04.062 (3)	63.25	1.327	17:55:16.752
5 -	1:14.621	54.203	2:08.824	60.92	6.089	17:57:25.576
6 -	1:11.832	51.574	2:03.406 (2)	63.59	0.671	17:59:28.982

P8 14 F1 BURNS / WINFROW		LCR Yamaha R1 - Hall Fencing Doncaster				
IDEAL LAP TIME : 2:04.456		BEST LAP TIME : 2:05.159				
		DIFFERENCE : 0.703				
LAP	SECTOR 1	SECTOR 2	LAP TIME	MPH	DIFF	TIME OF DAY
1 -		53.536	2:14.153	58.50	8.994	17:49:12.587
2 -	1:11.326	53.973	2:05.299 (2)	62.63	0.140	17:51:17.886
3 -	1:12.623	53.564	2:06.187 (3)	62.19	1.028	17:53:24.073
4 -	1:12.029	53.130	2:05.159 (1)	62.70		17:55:29.232
5 -	1:14.054	53.588	2:07.642	61.48	2.483	17:57:36.874
6 -	1:13.064	54.111	2:07.175	61.71	2.016	17:59:44.049

P9 16 F2 SALLEH / FAIRHURST		Ireson THUNDERCAT -				
IDEAL LAP TIME : 2:03.194		BEST LAP TIME : 2:04.737				
		DIFFERENCE : 1.543				
LAP	SECTOR 1	SECTOR 2	LAP TIME	MPH	DIFF	TIME OF DAY
1 -		54.657	2:13.232	58.90	8.495	17:49:11.666
2 -	1:12.945	55.022	2:07.967	61.32	3.230	17:51:19.633
3 -	1:14.076	52.487	2:06.563 (3)	62.00	1.826	17:53:26.196
4 -	1:14.766	53.843	2:08.609	61.02	3.872	17:55:34.805
5 -	1:11.612	53.552	2:05.164 (2)	62.70	0.427	17:57:39.969
6 -	1:10.707	54.030	2:04.737 (1)	62.91		17:59:44.706

P10 181 F1 TIBBLES / GREENWOOD		DDR Suzuki FJ 1100 - Elephant & Castle Pub				
IDEAL LAP TIME : 2:04.342		BEST LAP TIME : 2:05.528				
		DIFFERENCE : 1.186				
LAP	SECTOR 1	SECTOR 2	LAP TIME	MPH	DIFF	TIME OF DAY
1 -		55.240	2:17.571	57.04	12.043	17:49:16.005
2 -	1:12.933	52.749	2:05.682 (2)	62.44	0.154	17:51:21.687
3 -	1:12.314	53.869	2:06.183	62.19	0.655	17:53:27.870
4 -	1:13.544	52.483	2:06.027 (3)	62.27	0.499	17:55:33.897
5 -	1:11.859	53.669	2:05.528 (1)	62.52		17:57:39.425
6 -	1:12.512	53.677	2:06.189	62.19	0.661	17:59:45.614

P11 55 Guest SOUTER / HICKIE		LCR - Dynotech Ecosse				
IDEAL LAP TIME : 2:04.022		BEST LAP TIME : 2:05.625				
		DIFFERENCE : 1.603				
LAP	SECTOR 1	SECTOR 2	LAP TIME	MPH	DIFF	TIME OF DAY
1 -		54.406	2:18.482	56.67	12.857	17:49:16.916
2 -	1:15.203	52.146	2:07.349	61.62	1.724	17:51:24.265
3 -	1:14.919	51.344	2:06.263 (3)	62.15	0.638	17:53:30.528
4 -	1:14.431	51.194	2:05.625 (1)	62.47		17:55:36.153
5 -	1:13.140	54.774	2:07.914	61.35	2.289	17:57:44.067
6 -	1:14.808	50.882	2:05.690 (2)	62.43	0.065	17:59:49.757

P12 198 Bears S. GAGG / C. GAGG		BMW K100 -				
IDEAL LAP TIME : 2:00.875		BEST LAP TIME : 2:01.100				
		DIFFERENCE : 0.225				
LAP	SECTOR 1	SECTOR 2	LAP TIME	MPH	DIFF	TIME OF DAY
1 -		54.567	2:45.926	47.29	44.826	17:49:44.360
2 -	1:11.488	53.757	2:05.245	62.66	4.145	17:51:49.605
3 -	1:10.752	53.818	2:04.570 (3)	63.00	3.470	17:53:54.175
4 -	1:12.072	55.020	2:07.092	61.75	5.992	17:56:01.267
5 -	1:08.810	52.290	2:01.100 (1)	64.80		17:58:02.367
6 -	1:11.785	52.065	2:03.850 (2)	63.36	2.750	18:00:06.217

International Sidecar Revival Meeting 2023

FSRA 1st Call Refrigeration Pre-Injection Sidecars & Bears Sidecars

RACE 10 - SECTOR ANALYSIS



SECTOR 1 = FL to I1, SECTOR 2 = I1 to FL, DIFF = Difference To Personal Best Lap, P = Crossed Finish Line in Pit Lane, D = Time Disallowed

P13 125 Bears WHITAKER / HOLROYD		BMW K100 -				
IDEAL LAP TIME : 2:02.015		BEST LAP TIME : 2:02.028		DIFFERENCE : 0.013		
LAP	SECTOR 1	SECTOR 2	LAP TIME	MPH	DIFF	TIME OF DAY
1 -		55.329	2:47.235	46.92	45.207	17:49:45.669
2 -	1:11.568	52.961	2:04.529	63.02	2.501	17:51:50.198
3 -	1:10.414	53.975	2:04.389 (3)	63.09	2.361	17:53:54.587
4 -	1:11.234	55.160	2:06.394	62.09	4.366	17:56:00.981
5 -	1:09.655	52.373	2:02.028 (1)	64.31		17:58:03.009
6 -	1:11.415	52.360	2:03.775 (2)	63.40	1.747	18:00:06.784

P14 73 F1 CRAWFORD / OLDROYD		Windle SUZUKI GSXR1100 - Falcon motors				
IDEAL LAP TIME : 2:07.619		BEST LAP TIME : 2:07.619		DIFFERENCE : 0.000		
LAP	SECTOR 1	SECTOR 2	LAP TIME	MPH	DIFF	TIME OF DAY
1 -		57.589	2:24.745	54.21	17.126	17:49:23.179
2 -	1:18.381	58.641	2:17.022	57.27	9.403	17:51:40.201
3 -	1:15.678	58.295	2:13.973	58.57	6.354	17:53:54.174
4 -	1:15.194	57.636	2:12.830 (3)	59.08	5.211	17:56:07.004
5 -	1:13.305	55.862	2:09.167 (2)	60.75	1.548	17:58:16.171
6 -	1:12.097	55.522	2:07.619 (1)	61.49		18:00:23.790

P15 967 F2 G. HODGSON / D. HODGSON		Shelbourne HONDA 600 -				
IDEAL LAP TIME : 2:11.453		BEST LAP TIME : 2:11.453		DIFFERENCE : 0.000		
LAP	SECTOR 1	SECTOR 2	LAP TIME	MPH	DIFF	TIME OF DAY
1 -		58.089	2:25.591	53.90	14.138	17:49:24.025
2 -	1:17.481	56.095	2:13.576 (3)	58.75	2.123	17:51:37.601
3 -	1:15.916	55.537	2:11.453 (1)	59.70		17:53:49.054
4 -	1:16.133	56.079	2:12.212 (2)	59.35	0.759	17:56:01.266
5 -	1:17.043	57.470	2:14.513	58.34	3.060	17:58:15.779
6 -	1:19.169	58.635	2:17.804	56.95	6.351	18:00:33.583

P16 2 Bears KEMP / AUSTIN		Moto Guzzi LE MANS -				
IDEAL LAP TIME : 2:07.860		BEST LAP TIME : 2:07.860		DIFFERENCE : 0.000		
LAP	SECTOR 1	SECTOR 2	LAP TIME	MPH	DIFF	TIME OF DAY
1 -		56.464	2:51.294	45.81	43.434	17:49:49.728
2 -	1:14.065	54.858	2:08.923 (3)	60.87	1.063	17:51:58.651
3 -	1:17.367	55.294	2:12.661	59.15	4.801	17:54:11.312
4 -	1:14.577	54.977	2:09.554	60.57	1.694	17:56:20.866
5 -	1:14.109	54.511	2:08.620 (2)	61.01	0.760	17:58:29.486
6 -	1:14.032	53.828	2:07.860 (1)	61.38		18:00:37.346

P17 66 Bears G. BIRKETT / J. BIRKETT		BMW K100 -				
IDEAL LAP TIME : 2:15.876		BEST LAP TIME : 2:15.876		DIFFERENCE : 0.000		
LAP	SECTOR 1	SECTOR 2	LAP TIME	MPH	DIFF	TIME OF DAY
1 -		57.777	2:54.322	45.02	38.446	17:49:52.756
2 -	1:20.465	58.872	2:19.337	56.32	3.461	17:52:12.093
3 -	1:19.609	57.984	2:17.593 (3)	57.03	1.717	17:54:29.686
4 -	1:20.289	57.125	2:17.414 (2)	57.11	1.538	17:56:47.100
5 -	1:18.890	56.986	2:15.876 (1)	57.75		17:59:02.976

P18 908 F2 WOOLCOTT / SAVILLE		Derbyshire HONDA CBR 600 -				
IDEAL LAP TIME : 2:20.176		BEST LAP TIME : 2:21.695		DIFFERENCE : 1.519		
LAP	SECTOR 1	SECTOR 2	LAP TIME	MPH	DIFF	TIME OF DAY
1 -		57.541	2:27.171	53.32	5.476	17:49:25.605
2 -	1:31.889	59.741	2:31.630	51.75	9.935	17:51:57.235
3 -	1:23.569	58.381	2:21.950 (2)	55.28	0.255	17:54:19.185
4 -	1:22.635	59.778	2:22.413 (3)	55.10	0.718	17:56:41.598
5 -	1:23.017	58.678	2:21.695 (1)	55.38		17:59:03.293

International Sidecar Revival Meeting 2023

FSRA 1st Call Refrigeration Pre-Injection Sidecars & Bears Sidecars

RACE 10 - SECTOR ANALYSIS



SECTOR 1 = FL to I1, SECTOR 2 = I1 to FL, DIFF = Difference To Personal Best Lap, P = Crossed Finish Line in Pit Lane, D = Time Disallowed

P19 92 Bears ROOME / WARNER		BMW K100 -				
IDEAL LAP TIME : 2:14.148		BEST LAP TIME : 2:14.596		DIFFERENCE : 0.448		
LAP	SECTOR 1	SECTOR 2	LAP TIME	MPH	DIFF	TIME OF DAY
1 -		1:03.444	3:01.384	43.26	46.788	17:49:59.818
2 -	1:20.127	58.037	2:18.164 (3)	56.80	3.568	17:52:17.982
3 -	1:20.099	58.533	2:18.632	56.61	4.036	17:54:36.614
4 -	1:18.001	56.595	2:14.596 (1)	58.30		17:56:51.210
5 -	1:17.553	57.205	2:14.758 (2)	58.23	0.162	17:59:05.968

P20 91 Bears DOWNES / HALL		BMW K100 - Morris Vermaport Lifts				
IDEAL LAP TIME : 2:15.541		BEST LAP TIME : 2:16.015		DIFFERENCE : 0.474		
LAP	SECTOR 1	SECTOR 2	LAP TIME	MPH	DIFF	TIME OF DAY
1 -		1:01.966	3:02.004	43.12	45.989	17:50:00.438
2 -	1:20.873	57.909	2:18.782	56.54	2.767	17:52:19.220
3 -	1:19.907	58.230	2:18.137 (3)	56.81	2.122	17:54:37.357
4 -	1:18.464	57.637	2:16.101 (2)	57.66	0.086	17:56:53.458
5 -	1:17.904	58.111	2:16.015 (1)	57.70		17:59:09.473

P21 57 Bears LARK / TENNANT		BMW K100 -				
IDEAL LAP TIME : 2:29.859		BEST LAP TIME : 2:30.885		DIFFERENCE : 1.026		
LAP	SECTOR 1	SECTOR 2	LAP TIME	MPH	DIFF	TIME OF DAY
1 -		1:04.966	3:11.315	41.02	40.430	17:50:09.749
2 -	1:28.271	1:02.614	2:30.885 (1)	52.01		17:52:40.634
3 -	1:27.245	1:04.720	2:31.965 (2)	51.64	1.080	17:55:12.599
4 -	1:28.607	1:05.651	2:34.258	50.87	3.373	17:57:46.857
5 -	1:29.560	1:03.276	2:32.836 (3)	51.34	1.951	18:00:19.693

P22 156 F2 TYRRELL / OSTERHOLZER		Baker THUNDERCAT 600 - MDD Mobile Digital Displays				
IDEAL LAP TIME : 2:39.411		BEST LAP TIME : 2:39.411		DIFFERENCE : 0.000		
LAP	SECTOR 1	SECTOR 2	LAP TIME	MPH	DIFF	TIME OF DAY
1 -		1:05.547	2:48.754	46.50	9.343	17:49:47.188
2 -	1:34.875	1:05.890	2:40.765 (2)	48.81	1.354	17:52:27.953
3 -	1:35.151	1:06.980	2:42.131 (3)	48.40	2.720	17:55:10.084
4 -	1:36.118	1:06.455	2:42.573	48.27	3.162	17:57:52.657
5 -	1:34.638	1:04.773	2:39.411 (1)	49.23		18:00:32.068

P23 13 Bears EDMONDSON / PRENTICE		Bmw K100 - Stan Stephens Tuning				
IDEAL LAP TIME : 2:08.559		BEST LAP TIME : 2:08.559		DIFFERENCE : 0.000		
LAP	SECTOR 1	SECTOR 2	LAP TIME	MPH	DIFF	TIME OF DAY
1 -		55.859	2:51.986	45.63	43.427	17:49:50.420
2 -	1:13.682	54.877	2:08.559 (1)	61.04		17:51:58.979

P24 87 F1 WALFORD / SPRINGALL		Broadstock YAMAHA FJ1100 - Trail Rides Wales				
IDEAL LAP TIME : 2:52.951		BEST LAP TIME :		DIFFERENCE :		
LAP	SECTOR 1	SECTOR 2	LAP TIME	MPH	DIFF	TIME OF DAY
1 -		1:07.576	3:01.891	43.14		17:50:00.325

International Sidecar Revival Meeting 2023

FSRA 1st Call Refrigeration Pre-Injection Sidecars & Bears Sidecars

RACE 10 - BEST SECTORS

SECTOR 1			SECTOR 2			IDEAL / BEST COMPARISON						
POS	NO	NAME	TIME	NO	NAME	TIME	POS	NO	NAME	IDEAL	BEST	DIFF
									PERFECT LAP	1:54.370		
1	54	QUIRK / SMITH	1:05.415	9	FAIRHURST / ANDREWS	48.955	1	54	QUIRK / SMITH	1:54.872	1:54.872	0.000
2	9	FAIRHURST / ANDREWS	1:06.584	25	BINGHAM / RYDER	49.367	2	9	FAIRHURST / ANDREWS	1:55.539	1:56.181	0.642
3	147	D. LISSAMAN / F. LISSAMAN	1:06.641	54	QUIRK / SMITH	49.457	3	147	D. LISSAMAN / F. LISSAMAN	1:56.452	1:56.548	0.096
4	25	BINGHAM / RYDER	1:08.070	56	GILROY / SMYTH	49.459	4	25	BINGHAM / RYDER	1:57.437	1:57.494	0.057
5	56	GILROY / SMYTH	1:08.375	147	D. LISSAMAN / F. LISSAMAN	49.811	5	56	GILROY / SMYTH	1:57.834	1:58.187	0.353
6	198	S. GAGG / C. GAGG	1:08.810	55	SOUTER / HICKIE	50.882	6	127	MCMAHON / RANSON	2:00.640	2:00.640	0.000
7	125	WHITAKER / HOLROYD	1:09.655	127	MCMAHON / RANSON	50.919	7	198	S. GAGG / C. GAGG	2:00.875	2:01.100	0.225
8	127	MCMAHON / RANSON	1:09.721	88	STEPHENSON / MASON	51.221	8	88	STEPHENSON / MASON	2:01.775	2:02.735	0.960
9	88	STEPHENSON / MASON	1:10.554	198	S. GAGG / C. GAGG	52.065	9	125	WHITAKER / HOLROYD	2:02.015	2:02.028	0.013
10	16	SALLEH / FAIRHURST	1:10.707	125	WHITAKER / HOLROYD	52.360	10	16	SALLEH / FAIRHURST	2:03.194	2:04.737	1.543
11	14	BURNS / WINFROW	1:11.326	181	TIBBLES / GREENWOOD	52.483	11	55	SOUTER / HICKIE	2:04.022	2:05.625	1.603
12	181	TIBBLES / GREENWOOD	1:11.859	16	SALLEH / FAIRHURST	52.487	12	181	TIBBLES / GREENWOOD	2:04.342	2:05.528	1.186
13	73	CRAWFORD / OLDROYD	1:12.097	14	BURNS / WINFROW	53.130	13	14	BURNS / WINFROW	2:04.456	2:05.159	0.703
14	55	SOUTER / HICKIE	1:13.140	2	KEMP / AUSTIN	53.828	14	73	CRAWFORD / OLDROYD	2:07.619	2:07.619	0.000
15	13	EDMONDSON / PRENTICE	1:13.682	13	EDMONDSON / PRENTICE	54.877	15	2	KEMP / AUSTIN	2:07.860	2:07.860	0.000
16	2	KEMP / AUSTIN	1:14.032	73	CRAWFORD / OLDROYD	55.522	16	13	EDMONDSON / PRENTICE	2:08.559	2:08.559	0.000
17	967	G. HODGSON / D. HODGSON	1:15.916	967	G. HODGSON / D. HODGSON	55.537	17	967	G. HODGSON / D. HODGSON	2:11.453	2:11.453	0.000
18	92	ROOME / WARNER	1:17.553	92	ROOME / WARNER	56.595	18	92	ROOME / WARNER	2:14.148	2:14.596	0.448
19	91	DOWNES / HALL	1:17.904	66	G. BIRKETT / J. BIRKETT	56.986	19	91	DOWNES / HALL	2:15.541	2:16.015	0.474
20	66	G. BIRKETT / J. BIRKETT	1:18.890	908	WOOLCOTT / SAVILLE	57.541	20	66	G. BIRKETT / J. BIRKETT	2:15.876	2:15.876	0.000
21	908	WOOLCOTT / SAVILLE	1:22.635	91	DOWNES / HALL	57.637	21	908	WOOLCOTT / SAVILLE	2:20.176	2:21.695	1.519
22	57	LARK / TENNANT	1:27.245	57	LARK / TENNANT	1:02.614	22	57	LARK / TENNANT	2:29.859	2:30.885	1.026
23	156	TYRRELL / OSTERHOLZER	1:34.638	156	TYRRELL / OSTERHOLZER	1:04.773	23	156	TYRRELL / OSTERHOLZER	2:39.411	2:39.411	0.000
24	87	WALFORD / SPRINGALL	1:45.375	87	WALFORD / SPRINGALL	1:07.576	24	87	WALFORD / SPRINGALL	2:52.951		

International Sidecar Revival Meeting 2023

FSRA 1st Call Refrigeration Pre-Injection Sidecars & Bears Sidecars

RACE 10 - STATISTICS

Competitors Started 25
Planned Start 2023-08-05 @ 17:35:00.000
Actual Start 2023-08-05 @ 17:46:58.433
Finish Time 2023-08-05 @ 17:58:52.003
Track Length 2.1800mi.
Total Laps 129
Total Distance Covered 281.2224mi.

Session Fastest Lap History

NO	CL	NAME	LAP TIME	TIME OF DAY	LAP	VEHICLE
9	F1	FAIRHURST / ANDREWS	1:56.455	17:51:04.490	2	Windle Kawasaki ZX9R
9	F1	FAIRHURST / ANDREWS	1:56.181	17:53:00.670	3	Windle Kawasaki ZX9R
54	F1	QUIRK / SMITH	1:54.872	17:59:14.552	6	Bellas VINCENT

Session Leader History

NO	CL	NAME	FROM LAP	LAPS LED	DISTANCE	VEHICLE
88	F1	STEPHENSON / MASON	1	1	2.18 miles	Suzuki GSXR 1100
9	F1	FAIRHURST / ANDREWS	2	5	10.90 miles	Windle Kawasaki ZX9R

Flag History

TYPE	TIME OF DAY
GREEN	17:46:58.433
FINISH	17:58:52.003

Flag Statistics

TYPE	COUNT	TOTAL LAPS	TOTAL TIME
Green	1	6	13:45.032
Red	0	0	0.000
Safety Car	0	0	0.000
FCY	0	0	0.000

International Sidecar Revival Meeting 2023

FSRA 1st Call Refrigeration Pre-Injection Sidecars & Bears Sidecars

RACE 10 - STATISTICS

CLASS : F1

8 Starters

Fastest Lap History

NO	NAME	LAP TIME	TIME OF DAY	LAP	VEHICLE
9	FAIRHURST / ANDREWS	1:56.455	17:51:04.490	2	Windle Kawasaki ZX9R
9	FAIRHURST / ANDREWS	1:56.181	17:53:00.670	3	Windle Kawasaki ZX9R
54	QUIRK / SMITH	1:54.872	17:59:14.552	6	Bellas VINCENT

Leader History

NO	NAME	FROM LAP	LAPS LED	DISTANCE	VEHICLE
88	STEPHENSON / MASON	1	1	2.18 miles	Suzuki GSXR 1100
9	FAIRHURST / ANDREWS	2	5	10.90 miles	Windle Kawasaki ZX9R

International Sidecar Revival Meeting 2023

FSRA 1st Call Refrigeration Pre-Injection Sidecars & Bears Sidecars

RACE 10 - STATISTICS

CLASS : F2

5 Starters

Fastest Lap History

NO	NAME	LAP TIME	TIME OF DAY	LAP	VEHICLE
56	GILROY / SMYTH	2:02.425	17:51:11.002	2	Windle Yamaha 600
56	GILROY / SMYTH	1:59.951	17:57:17.865	5	Windle Yamaha 600
56	GILROY / SMYTH	1:58.187	17:59:16.052	6	Windle Yamaha 600

Leader History

NO	NAME	FROM LAP	LAPS LED	DISTANCE	VEHICLE
56	GILROY / SMYTH	1	6	13.08 miles	Windle Yamaha 600

International Sidecar Revival Meeting 2023

FSRA 1st Call Refrigeration Pre-Injection Sidecars & Bears Sidecars

RACE 10 - STATISTICS

CLASS : Guest

4 Starters

Fastest Lap History

NO	NAME	LAP TIME	TIME OF DAY	LAP	VEHICLE
25	BINGHAM / RYDER	2:02.813	17:51:10.311	2	Shelbourne Suzuki
147	D. LISSAMAN / F. LISSAMAN	2:01.791	17:51:11.283	2	JPR BMW
25	BINGHAM / RYDER	2:01.473	17:55:15.055	4	Shelbourne Suzuki
25	BINGHAM / RYDER	1:57.816	17:57:12.873	5	Shelbourne Suzuki
25	BINGHAM / RYDER	1:57.494	17:59:10.365	6	Shelbourne Suzuki
147	D. LISSAMAN / F. LISSAMAN	1:56.548	17:59:13.600	6	JPR BMW

Leader History

NO	NAME	FROM LAP	LAPS LED	DISTANCE	VEHICLE
25	BINGHAM / RYDER	1	6	13.08 miles	Shelbourne Suzuki

International Sidecar Revival Meeting 2023

FSRA 1st Call Refrigeration Pre-Injection Sidecars & Bears Sidecars

RACE 10 - STATISTICS

CLASS : Bears

8 Starters

Fastest Lap History

NO	NAME	LAP TIME	TIME OF DAY	LAP	VEHICLE
198	S. GAGG / C. GAGG	2:05.245	17:51:49.615	2	BMW K100
125	WHITAKER / HOLROYD	2:04.529	17:51:50.211	2	BMW K100
125	WHITAKER / HOLROYD	2:04.389	17:53:54.600	3	BMW K100
198	S. GAGG / C. GAGG	2:01.100	17:58:02.376	5	BMW K100


Leader History

NO	NAME	FROM LAP	LAPS LED	DISTANCE	VEHICLE
198	S. GAGG / C. GAGG	1	3	6.54 miles	BMW K100
125	WHITAKER / HOLROYD	4	1	2.18 miles	BMW K100
198	S. GAGG / C. GAGG	5	2	4.36 miles	BMW K100

International Sidecar Revival Meeting 2023

FSRA 1st Call Refrigeration Pre-Injection Sidecars & Bears Sidecars

RACE 7 - GRID (8 Laps)

ROW 15	29	91 2:16.015 DOWNES / HALL	30	57 2:30.885 LARK / TENNANT
ROW 14	27	92 2:14.596 ROOME / WARNER	28	66 2:15.876 G. BIRKETT / J. BIRKETT
ROW 13	25	2 2:07.860 KEMP / AUSTIN	26	13 2:08.559 EDMONDSON / PRENTICE
ROW 12	23	198 2:01.100 S. GAGG / C. GAGG	24	125 2:02.028 WHITAKER / HOLROYD
ROW 11	21		22	
ROW 10	19	128 HORTON / DAVIES	20	130 HOWLES / FOREST
ROW 9	17	98 T. WHEATLEY / N. WHEATLEY	18	32 G. KNIGHT / S. KNIGHT
ROW 8	15	156 2:39.411 TYRRELL / OSTERHOLZER	16	87 WALFORD / SPRINGALL
ROW 7	13	967 2:11.453 G. HODGSON / D. HODGSON	14	908 2:21.695 WOOLCOTT / SAVILLE
ROW 6	11	55 2:05.625 SOUTER / HICKIE	12	73 2:07.619 CRAWFORD / OLDROYD
ROW 5	9	14 2:05.159 BURNS / WINFROW	10	181 2:05.528 TIBBLES / GREENWOOD
ROW 4	7	88 2:02.735 STEPHENSON / MASON	8	16 2:04.737 SALLEH / FAIRHURST
ROW 3	5	56 1:58.187 GILROY / SMYTH	6	127 2:00.640 MCMAHON / RANSON
ROW 2	3	147 1:56.548 D. LISSAMAN / F. LISSAMAN	4	25 1:57.494 BINGHAM / RYDER
ROW 1	1	54 1:54.872 QUIRK / SMITH	2	9 1:56.181 FAIRHURST / ANDREWS
Pole				
				

Cadwell Park: 2.1800 miles

These results are provisional until the conclusion of any judicial and technical matters.

Clerk Of Course :	Stewards :	Timekeeper : <i>Craig Smith</i>
-------------------	------------	------------------------------------

Results can be found at www.tsl-timing.com

Printed - 18:11 Saturday, 05 August 2023



International Sidecar Revival Meeting 2023

FSRA 1st Call Refrigeration Pre-Injection Sidecars & Bears Sidecars

RACE 7 - CLASSIFICATION

POS	NO	CL	PIC NAME	ENTRY	LAPS	TIME	GAP	DIFF	MPH	BEST	ON
1	9	F1	1 FAIRHURST / ANDREWS	Windle Kawasaki ZX9R -	7	15:47.792			57.96	2:12.068	2
2	198	Bears	1 S. GAGG / C. GAGG	BMW K100 -	7	15:53.098	5.306	5.306	57.63	2:09.300	5
3	125	Bears	2 WHITAKER / HOLROYD	BMW K100 -	7	16:07.953	20.161	14.855	56.75	2:10.692	2
4	147	Guest	1 D. LISSAMAN / F. LISSAMAN	JPR BMW -	7	16:24.120	36.328	16.167	55.82	2:17.966	5
5	127	F1	2 MCMAHON / RANSON	Shelbourne SUZUKI 1100 -	7	16:24.361	36.569	0.241	55.80	2:15.657	5
6	55	Guest	2 SOUTER / HICKIE	LCR - Dynotech Ecosse	7	16:29.625	41.833	5.264	55.51	2:16.465	4
7	54	F1	3 QUIRK / SMITH	Bellas VINCENT - Quirk's Classics	7	16:30.482	42.690	0.857	55.46	2:15.366	7
8	66	Bears	3 G. BIRKETT / J. BIRKETT	BMW K100 -	7	16:39.564	51.772	9.082	54.96	2:16.676	7
9	2	Bears	4 KEMP / AUSTIN	Moto Guzzi LE MANS -	7	16:40.821	53.029	1.257	54.89	2:16.245	7
10	13*	Bears	5 EDMONDSON / PRENTICE	Bmw K100 - Stan Stephens Tuning	7	16:38.994			54.99	2:16.778	6
11	92	Bears	6 ROOME / WARNER	BMW K100 -	6	15:54.991	1 Lap		49.30	2:30.456	5
12	57	Bears	7 LARK / TENNANT	BMW K100 -	6	16:25.698	1 Lap	30.707	47.77	2:36.633	4

NOT CLASSIFIED

DNF	91	Bears	DOWNES / HALL	BMW K100 - Morris Vermaport Lifts	2	5:34.634	5 Laps	4 Laps	46.90	2:26.356	2
DNF	156	F2	TYRRELL / THOMAS	Baker THUNDERCAT 600 - MDD Mobile Digital Dis	0						
DNF	98	Guest	T. WHEATLEY / N. WHEATLEY	Ireson Yamaha - Peter Wheatley	0						

NOT STARTED

NS	25	Guest	BINGHAM / RYDER	Shelbourne Suzuki - AB Paintworx							
NS	56	F2	GILROY / SMYTH	Windle Yamaha 600 - First Call Refrigeration Ltd							
NS	88	F1	STEPHENSON / MASON	Suzuki GSXR 1100 -							
NS	16	F2	SALLEH / FAIRHURST	Ireson THUNDERCAT -							
NS	181	F1	TIBBLES / GREENWOOD	DDR Suzuki FJ 1100 - Elephant & Castle Pub							
NS	73	F1	CRAWFORD / OLDROYD	Windle SUZUKI GSXR1100 - Falcon motors							
NS	967	F2	G. HODGSON / D. HODGSON	Shelbourne HONDA 600 -							
NS	908	F2	WOOLCOTT / SAVILLE	Derbyshire HONDA CBR 600 -							
NS	87	F1	WALFORD / SPRINGALL	Broadstock YAMAHA FJ1100 - Trail Rides Wales							
NS	128	F1	HORTON / DAVIES	WINTEC THUNDERCAT 720 - wintec racing							

FASTEST LAP

198	Bears	S. GAGG / C. GAGG	BMW K100 -	5	2:09.300	60.69 mph	97.68 kph
9	F1	FAIRHURST / ANDREWS	Windle Kawasaki ZX9R -	2	2:12.068	59.42 mph	95.63 kph
55	Guest	SOUTER / HICKIE	LCR - Dynotech Ecosse	4	2:16.465	57.50 mph	92.55 kph

* #13 - 2 position penalty - cutting the chicane and gaining an advantage

Class F1 - 92.5% of Race Speed = 53.61 mph
 Class Bears - 92.5% of Race Speed = 53.30 mph
 Class Guest - 92.5% of Race Speed = 51.63 mph

Weather / Track : Cloudy / Wet

These results are provisional until the conclusion of any judicial and technical matters.

Race Distance: 7 Laps / 15.26 miles
 Cadwell Park: 2.1800 miles
 Date: 06/08/2023 Start: 12:01 Finish: 12:17

Clerk Of Course :	Stewards :	Timekeeper : <i>Craig Smith</i>
-------------------	------------	------------------------------------

Results can be found at www.tsl-timing.com

Printed - 12:22 Sunday, 06 August 2023



International Sidecar Revival Meeting 2023

FSRA 1st Call Refrigeration Pre-Injection Sidecars & Bears Sidecars

RACE 7 - LAP CHART

LAP 1 @ 12:04:16.603			LAP 5 @ 12:13:12.607		
NO	BEHIND	LAP TIME	NO	BEHIND	LAP TIME

9		2:20.498	9		2:15.882
147	7.457	2:27.955	198	15.497	2:09.300
54	8.266	2:28.764	147	28.763	2:17.966
127	10.190	2:30.688	125	28.894	2:14.903
55	10.967	2:31.465	127	33.527	2:15.657
198	27.741	2:48.239	55	37.021	2:23.766
125	30.860	2:51.358	54	39.008	2:21.181
2	34.988	2:55.486	66	48.334	2:17.206
66	35.592	2:56.090	2	50.912	2:17.009
13	38.080	2:58.578	13	51.652	2:17.397
91	47.780	3:08.278	92	2:06.564	2:30.456
92	50.833	3:11.331			
57	57.172	3:17.670			

LAP 2 @ 12:06:28.671			LAP 6 @ 12:15:27.289		
NO	BEHIND	LAP TIME	NO	BEHIND	LAP TIME

9		2:12.068	9		2:14.682
147	17.379	2:21.990	198	10.851	2:10.036
54	20.145	2:23.947	57	1 Lap	2:37.753
55	21.857	2:22.958	125	25.825	2:11.613
127	22.042	2:23.920	147	32.102	2:18.021
198	26.392	2:10.719	127	35.872	2:17.027
125	29.484	2:10.692	55	40.072	2:17.733
66	41.059	2:17.535	54	43.932	2:19.606
2	43.103	2:20.183	66	51.704	2:18.052
13	43.532	2:17.520	2	53.392	2:17.162
91	1:02.068	2:26.356	13	53.748	2:16.778
92	1:14.656	2:35.891			
57	1:21.906	2:36.802			

LAP 3 @ 12:08:42.342			LAP 7 @ 12:17:43.897		
NO	BEHIND	LAP TIME	NO	BEHIND	LAP TIME

9		2:13.671	9		2:16.608
147	23.038	2:19.330	198	5.306	2:11.063
198	24.352	2:11.631	92	1 Lap	2:31.925
54	26.727	2:20.253	125	20.161	2:10.944
55	27.055	2:18.869	127	36.328	2:20.834
127	29.605	2:21.234	147	36.569	2:17.305
125	29.997	2:14.184	57	1 Lap	2:38.051
66	44.610	2:17.222	55	41.833	2:18.369
2	47.087	2:17.655	54	42.690	2:15.366
13	47.624	2:17.763	13	51.202	2:14.062 D
92	1:34.953	2:33.968	66	51.772	2:16.676
57	1:47.024	2:38.789	2	53.029	2:16.245

LAP 4 @ 12:10:56.725		
NO	BEHIND	LAP TIME

9		2:14.383
198	22.079	2:12.110
147	26.679	2:18.024
55	29.137	2:16.465
125	29.873	2:14.259
54	33.709	2:21.365
127	33.752	2:18.530
66	47.010	2:16.783
2	49.785	2:17.081
13	50.137	2:16.896
92	1:51.990	2:31.420
57	2:09.274	2:36.633

International Sidecar Revival Meeting 2023

FSRA 1st Call Refrigeration Pre-Injection Sidecars & Bears Sidecars

RACE 7 - POSITION CHART

No	Name	Lap Pos	Lap						
			1	2	3	4	5	6	7
54	QUIRK / SMITH	1	9	9	9	9	9	9	9
9	FAIRHURST / ANDREW	2	147	147	147	198	198	198	198
147	D. LISSAMAN / F. LISS	3	54	54	198	147	147	125	125
25	BINGHAM / RYDER	4	127	55	54	55	125	147	147
56	GILROY / SMYTH	5	55	127	55	125	127	127	127
127	MCMAHON / RANSON	6	198	198	127	54	55	55	55
88	STEPHENSON / MASO	7	125	125	125	127	54	54	54
16	SALLEH / FAIRHURST	8	2	66	66	66	66	66	13
181	TIBBLES / GREENWOOD	9	66	2	2	2	2	2	66
55	SOUTER / HICKIE	10	13	13	13	13	13	13	2
73	CRAWFORD / OLDRO	11	91	91	92	92	92	92	
967	G. HODGSON / D. HOD	12	92	92	57	57	57	57	
908	WOOLCOTT / SAVILLE	13	57	57					
156	TYRRELL / THOMAS	14							
87	WALFORD / SPRINGAL	15							
98	T. WHEATLEY / N. WH	16							
128	HORTON / DAVIES	17							
198	S. GAGG / C. GAGG	18							
125	WHITAKER / HOLROYD	19							
2	KEMP / AUSTIN	20							
13	EDMONDSON / PRENT	21							
92	ROOME / WARNER	22							
66	G. BIRKETT / J. BIRKE	23							
91	DOWNES / HALL	24							
57	LARK / TENNANT	25							

International Sidecar Revival Meeting 2023

FSRA 1st Call Refrigeration Pre-Injection Sidecars & Bears Sidecars

RACE 7 - SECTOR ANALYSIS



SECTOR 1 = FL to I1, SECTOR 2 = I1 to FL, DIFF = Difference To Personal Best Lap, P = Crossed Finish Line in Pit Lane, D = Time Disallowed

P1		9 F1		FAIRHURST / ANDREWS		Windle Kawasaki ZX9R -	
IDEAL LAP TIME : 2:12.068		BEST LAP TIME : 2:12.068		DIFFERENCE : 0.000			
LAP	SECTOR 1	SECTOR 2	LAP TIME	MPH	DIFF	TIME OF DAY	
1 -		56.926	2:20.498	55.85	8.430	12:04:16.603	
2 -	1:16.617	55.451	2:12.068 (1)	59.42		12:06:28.671	
3 -	1:17.029	56.642	2:13.671 (2)	58.71	1.603	12:08:42.342	
4 -	1:17.293	57.090	2:14.383 (3)	58.40	2.315	12:10:56.725	
5 -	1:18.772	57.110	2:15.882	57.75	3.814	12:13:12.607	
6 -	1:17.835	56.847	2:14.682	58.27	2.614	12:15:27.289	
7 -	1:18.824	57.784	2:16.608	57.44	4.540	12:17:43.897	

P2		198 Bears		S. GAGG / C. GAGG		BMW K100 -	
IDEAL LAP TIME : 2:08.787		BEST LAP TIME : 2:09.300		DIFFERENCE : 0.513			
LAP	SECTOR 1	SECTOR 2	LAP TIME	MPH	DIFF	TIME OF DAY	
1 -		55.256	2:48.239	46.64	38.939	12:04:44.344	
2 -	1:15.527	55.192	2:10.719 (3)	60.03	1.419	12:06:55.063	
3 -	1:16.002	55.629	2:11.631	59.62	2.331	12:09:06.694	
4 -	1:16.516	55.594	2:12.110	59.40	2.810	12:11:18.804	
5 -	1:14.633	54.667	2:09.300 (1)	60.69		12:13:28.104	
6 -	1:14.120	55.916	2:10.036 (2)	60.35	0.736	12:15:38.140	
7 -	1:14.667	56.396	2:11.063	59.88	1.763	12:17:49.203	

P3		125 Bears		WHITAKER / HOLROYD		BMW K100 -	
IDEAL LAP TIME : 2:10.661		BEST LAP TIME : 2:10.692		DIFFERENCE : 0.031			
LAP	SECTOR 1	SECTOR 2	LAP TIME	MPH	DIFF	TIME OF DAY	
1 -		56.260	2:51.358	45.79	40.666	12:04:47.463	
2 -	1:15.978	54.714	2:10.692 (1)	60.05		12:06:58.155	
3 -	1:17.060	57.124	2:14.184	58.48	3.492	12:09:12.339	
4 -	1:17.679	56.580	2:14.259	58.45	3.567	12:11:26.598	
5 -	1:17.566	57.337	2:14.903	58.17	4.211	12:13:41.501	
6 -	1:16.296	55.317	2:11.613 (3)	59.62	0.921	12:15:53.114	
7 -	1:15.947	54.997	2:10.944 (2)	59.93	0.252	12:18:04.058	

P4		147 Guest		D. LISSAMAN / F. LISSAMAN		JPR BMW -	
IDEAL LAP TIME : 2:17.622		BEST LAP TIME : 2:17.966		DIFFERENCE : 0.344			
LAP	SECTOR 1	SECTOR 2	LAP TIME	MPH	DIFF	TIME OF DAY	
1 -		59.138	2:27.955	53.04	9.989	12:04:24.060	
2 -	1:23.922	58.068	2:21.990	55.27	4.024	12:06:46.050	
3 -	1:21.227	58.103	2:19.330	56.32	1.364	12:09:05.380	
4 -	1:20.284	57.740	2:18.024 (3)	56.86	0.058	12:11:23.404	
5 -	1:20.403	57.563	2:17.966 (1)	56.88		12:13:41.370	
6 -	1:20.683	57.338	2:18.021 (2)	56.86	0.055	12:15:59.391	
7 -	1:20.778	1:00.056	2:20.834	55.72	2.868	12:18:20.225	

P5		127 F1		MCMAHON / RANSON		Shelbourne SUZUKI 1100 -	
IDEAL LAP TIME : 2:15.048		BEST LAP TIME : 2:15.657		DIFFERENCE : 0.609			
LAP	SECTOR 1	SECTOR 2	LAP TIME	MPH	DIFF	TIME OF DAY	
1 -		57.882	2:30.688	52.08	15.031	12:04:26.793	
2 -	1:24.181	59.739	2:23.920	54.53	8.263	12:06:50.713	
3 -	1:23.696	57.538	2:21.234	55.56	5.577	12:09:11.947	
4 -	1:21.530	57.000	2:18.530	56.65	2.873	12:11:30.477	
5 -	1:20.148	55.509	2:15.657 (1)	57.85		12:13:46.134	
6 -	1:20.646	56.381	2:17.027 (2)	57.27	1.370	12:16:03.161	
7 -	1:19.539	57.766	2:17.305 (3)	57.15	1.648	12:18:20.466	

International Sidecar Revival Meeting 2023

FSRA 1st Call Refrigeration Pre-Injection Sidecars & Bears Sidecars

RACE 7 - SECTOR ANALYSIS



SECTOR 1 = FL to I1, SECTOR 2 = I1 to FL, DIFF = Difference To Personal Best Lap, P = Crossed Finish Line in Pit Lane, D = Time Disallowed

P6 55 Guest SOUTER / HICKIE		LCR - Dynotech Ecosse				
IDEAL LAP TIME : 2:15.757		BEST LAP TIME : 2:16.465		DIFFERENCE : 0.708		
LAP	SECTOR 1	SECTOR 2	LAP TIME	MPH	DIFF	TIME OF DAY
1 -		57.370	2:31.465	51.81	15.000	12:04:27.570
2 -	1:23.944	59.014	2:22.958	54.89	6.493	12:06:50.528
3 -	1:20.965	57.904	2:18.869	56.51	2.404	12:09:09.397
4 -	1:20.305	56.160	2:16.465 (1)	57.50		12:11:25.862
5 -	1:26.676	57.090	2:23.766	54.58	7.301	12:13:49.628
6 -	1:22.281	55.452	2:17.733 (2)	56.98	1.268	12:16:07.361
7 -	1:22.512	55.857	2:18.369 (3)	56.71	1.904	12:18:25.730

P7 54 F1 QUIRK / SMITH		Bellas VINCENT - Quirk's Classics				
IDEAL LAP TIME : 2:15.366		BEST LAP TIME : 2:15.366		DIFFERENCE : 0.000		
LAP	SECTOR 1	SECTOR 2	LAP TIME	MPH	DIFF	TIME OF DAY
1 -		59.362	2:28.764	52.75	13.398	12:04:24.869
2 -	1:24.193	59.754	2:23.947	54.52	8.581	12:06:48.816
3 -	1:21.044	59.209	2:20.253 (3)	55.95	4.887	12:09:09.069
4 -	1:23.046	58.319	2:21.365	55.51	5.999	12:11:30.434
5 -	1:23.345	57.836	2:21.181	55.58	5.815	12:13:51.615
6 -	1:21.876	57.730	2:19.606 (2)	56.21	4.240	12:16:11.221
7 -	1:19.466	55.900	2:15.366 (1)	57.97		12:18:26.587

P8 66 Bears G. BIRKETT / J. BIRKETT		BMW K100 -				
IDEAL LAP TIME : 2:16.458		BEST LAP TIME : 2:16.676		DIFFERENCE : 0.218		
LAP	SECTOR 1	SECTOR 2	LAP TIME	MPH	DIFF	TIME OF DAY
1 -		57.476	2:56.090	44.56	39.414	12:04:52.195
2 -	1:20.555	56.980	2:17.535	57.06	0.859	12:07:09.730
3 -	1:19.481	57.741	2:17.222	57.19	0.546	12:09:26.952
4 -	1:19.489	57.294	2:16.783 (2)	57.37	0.107	12:11:43.735
5 -	1:20.153	57.053	2:17.206 (3)	57.19	0.530	12:14:00.941
6 -	1:20.617	57.435	2:18.052	56.84	1.376	12:16:18.993
7 -	1:19.699	56.977	2:16.676 (1)	57.42		12:18:35.669

P9 2 Bears KEMP / AUSTIN		Moto Guzzi LE MANS -				
IDEAL LAP TIME : 2:16.245		BEST LAP TIME : 2:16.245		DIFFERENCE : 0.000		
LAP	SECTOR 1	SECTOR 2	LAP TIME	MPH	DIFF	TIME OF DAY
1 -		57.881	2:55.486	44.72	39.241	12:04:51.591
2 -	1:21.686	58.497	2:20.183	55.98	3.938	12:07:11.774
3 -	1:19.792	57.863	2:17.655	57.01	1.410	12:09:29.429
4 -	1:19.253	57.828	2:17.081 (3)	57.25	0.836	12:11:46.510
5 -	1:19.358	57.651	2:17.009 (2)	57.28	0.764	12:14:03.519
6 -	1:18.795	58.367	2:17.162	57.21	0.917	12:16:20.681
7 -	1:18.601	57.644	2:16.245 (1)	57.60		12:18:36.926

P10 13 Bears EDMONDSON / PRENTICE		Bmw K100 - Stan Stephens Tuning				
IDEAL LAP TIME : 2:16.366		BEST LAP TIME : 2:16.778		DIFFERENCE : 0.412		
LAP	SECTOR 1	SECTOR 2	LAP TIME	MPH	DIFF	TIME OF DAY
1 -		59.600	2:58.578	43.94	41.800	12:04:54.683
2 -	1:19.424	58.096	2:17.520	57.06	0.742	12:07:12.203
3 -	1:19.791	57.972	2:17.763	56.96	0.985	12:09:29.966
4 -	1:19.076	57.820	2:16.896 (2)	57.32	0.118	12:11:46.862
5 -	1:19.297	58.100	2:17.397 (3)	57.11	0.619	12:14:04.259
6 -	1:18.546	58.232	2:16.778 (1)	57.37		12:16:21.037
7 -			2:14.062 D	58.54		12:18:35.099

International Sidecar Revival Meeting 2023

FSRA 1st Call Refrigeration Pre-Injection Sidecars & Bears Sidecars

RACE 7 - SECTOR ANALYSIS



SECTOR 1 = FL to I1, SECTOR 2 = I1 to FL, DIFF = Difference To Personal Best Lap, P = Crossed Finish Line in Pit Lane, D = Time Disallowed

P11 92 Bears ROOME / WARNER		BMW K100 -				
IDEAL LAP TIME : 2:30.456		BEST LAP TIME : 2:30.456				
		DIFFERENCE : 0.000				
LAP	SECTOR 1	SECTOR 2	LAP TIME	MPH	DIFF	TIME OF DAY
1 -		1:02.482	3:11.331	41.01	40.875	12:05:07.436
2 -	1:32.590	1:03.301	2:35.891	50.34	5.435	12:07:43.327
3 -	1:30.252	1:03.716	2:33.968	50.97	3.512	12:10:17.295
4 -	1:28.648	1:02.772	2:31.420 (2)	51.82	0.964	12:12:48.715
5 -	1:28.535	1:01.921	2:30.456 (1)	52.16		12:15:19.171
6 -	1:29.906	1:02.019	2:31.925 (3)	51.65	1.469	12:17:51.096

P12 57 Bears LARK / TENNANT		BMW K100 -				
IDEAL LAP TIME : 2:35.930		BEST LAP TIME : 2:36.633				
		DIFFERENCE : 0.703				
LAP	SECTOR 1	SECTOR 2	LAP TIME	MPH	DIFF	TIME OF DAY
1 -		1:04.386	3:17.670	39.70	41.037	12:05:13.775
2 -	1:31.554	1:05.248	2:36.802 (2)	50.05	0.169	12:07:50.577
3 -	1:31.544	1:07.245	2:38.789	49.42	2.156	12:10:29.366
4 -	1:31.691	1:04.942	2:36.633 (1)	50.10		12:13:05.999
5 -	1:32.156	1:05.597	2:37.753 (3)	49.74	1.120	12:15:43.752
6 -	1:32.180	1:05.871	2:38.051	49.65	1.418	12:18:21.803

P13 91 Bears DOWNES / HALL		BMW K100 - Morris Vermaport Lifts				
IDEAL LAP TIME : 2:25.095		BEST LAP TIME : 2:26.356				
		DIFFERENCE : 1.261				
LAP	SECTOR 1	SECTOR 2	LAP TIME	MPH	DIFF	TIME OF DAY
1 -		1:00.341	3:08.278	41.68	41.922	12:05:04.383
2 -	1:24.754	1:01.602	2:26.356 (1)	53.62		12:07:30.739

International Sidecar Revival Meeting 2023

FSRA 1st Call Refrigeration Pre-Injection Sidecars & Bears Sidecars

RACE 7 - BEST SECTORS

SECTOR 1			SECTOR 2			IDEAL / BEST COMPARISON						
POS	NO	NAME	TIME	NO	NAME	TIME	POS	NO	NAME	IDEAL	BEST	DIFF
									PERFECT LAP	2:08.787		
1	198	S. GAGG / C. GAGG	1:14.120	198	S. GAGG / C. GAGG	54.667	1	198	S. GAGG / C. GAGG	2:08.787	2:09.300	0.513
2	125	WHITAKER / HOLROYD	1:15.947	125	WHITAKER / HOLROYD	54.714	2	125	WHITAKER / HOLROYD	2:10.661	2:10.692	0.031
3	9	FAIRHURST / ANDREWS	1:16.617	9	FAIRHURST / ANDREWS	55.451	3	9	FAIRHURST / ANDREWS	2:12.068	2:12.068	0.000
4	13	EDMONDSON / PRENTICE	1:18.546	55	SOUTER / HICKIE	55.452	4	127	MCMAHON / RANSON	2:15.048	2:15.657	0.609
5	2	KEMP / AUSTIN	1:18.601	127	MCMAHON / RANSON	55.509	5	54	QUIRK / SMITH	2:15.366	2:15.366	0.000
6	54	QUIRK / SMITH	1:19.466	54	QUIRK / SMITH	55.900	6	55	SOUTER / HICKIE	2:15.757	2:16.465	0.708
7	66	G. BIRKETT / J. BIRKETT	1:19.481	66	G. BIRKETT / J. BIRKETT	56.977	7	2	KEMP / AUSTIN	2:16.245	2:16.245	0.000
8	127	MCMAHON / RANSON	1:19.539	147	D. LISSAMAN / F. LISSAMAN	57.338	8	13	EDMONDSON / PRENTICE	2:16.366	2:16.778	0.412
9	147	D. LISSAMAN / F. LISSAMAN	1:20.284	2	KEMP / AUSTIN	57.644	9	66	G. BIRKETT / J. BIRKETT	2:16.458	2:16.676	0.218
10	55	SOUTER / HICKIE	1:20.305	13	EDMONDSON / PRENTICE	57.820	10	147	D. LISSAMAN / F. LISSAMAN	2:17.622	2:17.966	0.344
11	91	DOWNES / HALL	1:24.754	91	DOWNES / HALL	1:00.341	11	91	DOWNES / HALL	2:25.095	2:26.356	1.261
12	92	ROOME / WARNER	1:28.535	92	ROOME / WARNER	1:01.921	12	92	ROOME / WARNER	2:30.456	2:30.456	0.000
13	57	LARK / TENNANT	1:31.544	57	LARK / TENNANT	1:04.386	13	57	LARK / TENNANT	2:35.930	2:36.633	0.703
14												
15												

International Sidecar Revival Meeting 2023

FSRA 1st Call Refrigeration Pre-Injection Sidecars & Bears Sidecars

RACE 7 - STATISTICS

Competitors Started 15
Planned Start 2023-08-06 @ 12:00:00.000
Actual Start 2023-08-06 @ 12:01:56.104
Finish Time 2023-08-06 @ 12:17:38.548
Track Length 2.1800mi.
Total Laps 84
Total Distance Covered 183.1215mi.

Session Fastest Lap History

NO	CL	NAME	LAP TIME	TIME OF DAY	LAP	VEHICLE
9	F1	FAIRHURST / ANDREWS	2:12.068	12:06:28.688	2	Windle Kawasaki ZX9R
198	Bears	S. GAGG / C. GAGG	2:10.719	12:06:55.073	2	BMW K100
125	Bears	WHITAKER / HOLROYD	2:10.692	12:06:58.168	2	BMW K100
198	Bears	S. GAGG / C. GAGG	2:09.300	12:13:28.115	5	BMW K100

Session Leader History

NO	CL	NAME	FROM LAP	LAPS LED	DISTANCE	VEHICLE
9	F1	FAIRHURST / ANDREWS	1	7	15.26 miles	Windle Kawasaki ZX9R

Flag History

TYPE	TIME OF DAY
GREEN	12:01:56.104
FINISH	12:17:38.548

Flag Statistics

TYPE	COUNT	TOTAL LAPS	TOTAL TIME
Green	1	7	17:38.682
Red	0	0	0.000
Safety Car	0	0	0.000
FCY	0	0	0.000

International Sidecar Revival Meeting 2023

FSRA 1st Call Refrigeration Pre-Injection Sidecars & Bears Sidecars

RACE 7 - STATISTICS

CLASS : F1

3 Starters

Fastest Lap History

NO	NAME	LAP TIME	TIME OF DAY	LAP	VEHICLE
9	FAIRHURST / ANDREWS	2:12.068	12:06:28.688	2	Windle Kawasaki ZX9R

Leader History

NO	NAME	FROM LAP	LAPS LED	DISTANCE	VEHICLE
9	FAIRHURST / ANDREWS	1	7	15.26 miles	Windle Kawasaki ZX9R

International Sidecar Revival Meeting 2023

FSRA 1st Call Refrigeration Pre-Injection Sidecars & Bears Sidecars

RACE 7 - STATISTICS

CLASS : Guest

3 Starters

Fastest Lap History

NO	NAME	LAP TIME	TIME OF DAY	LAP	VEHICLE
147	D. LISSAMAN / F. LISSAMAN	2:21.990	12:06:46.077	2	JPR BMW
147	D. LISSAMAN / F. LISSAMAN	2:19.330	12:09:05.405	3	JPR BMW
55	SOUTER / HICKIE	2:18.869	12:09:09.413	3	LCR
147	D. LISSAMAN / F. LISSAMAN	2:18.024	12:11:23.429	4	JPR BMW
55	SOUTER / HICKIE	2:16.465	12:11:25.879	4	LCR

Leader History

NO	NAME	FROM LAP	LAPS LED	DISTANCE	VEHICLE
147	D. LISSAMAN / F. LISSAMAN	1	7	15.26 miles	JPR BMW

International Sidecar Revival Meeting 2023

FSRA 1st Call Refrigeration Pre-Injection Sidecars & Bears Sidecars

RACE 7 - STATISTICS

CLASS : Bears

8 Starters

Fastest Lap History

NO	NAME	LAP TIME	TIME OF DAY	LAP	VEHICLE
198	S. GAGG / C. GAGG	2:10.719	12:06:55.073	2	BMW K100
125	WHITAKER / HOLROYD	2:10.692	12:06:58.168	2	BMW K100
198	S. GAGG / C. GAGG	2:09.300	12:13:28.115	5	BMW K100


Leader History

NO	NAME	FROM LAP	LAPS LED	DISTANCE	VEHICLE
198	S. GAGG / C. GAGG	1	7	15.26 miles	BMW K100

International Sidecar Revival Meeting 2023

FSRA 1st Call Refrigeration Pre-Injection Sidecars & Bears Sidecars

RACE 15 - GRID (7 Laps)

ROW 15	29	92	2:30.456 ROOME / WARNER	30	57	2:36.633 LARK / TENNANT	
ROW 14		27	13	2:16.778 EDMONDSON / PRENTICE	28	91	2:26.356 DOWNES / HALL
ROW 13	25	2	2:16.245 KEMP / AUSTIN	26	66	2:16.676 G. BIRKETT / J. BIRKETT	
ROW 12		23	198	2:09.300 S. GAGG / C. GAGG	24	125	2:10.692 WHITAKER / HOLROYD
ROW 11	21			22			
ROW 10		19	32	G. KNIGHT / S. KNIGHT	20	130	HOWLES / FOREST
ROW 9	17	128	HORTON / DAVIES	18	14	BURNS / WINFROW	
ROW 8		15	908	WOOLCOTT / SAVILLE	16	87	WALFORD / SPRINGALL
ROW 7	13	73	CRAWFORD / OLDROYD	14	967	G. HODGSON / D. HODGSON	
ROW 6		11	16	SALLEH / FAIRHURST	12	181	TIBBLES / GREENWOOD
ROW 5	9	56	GILROY / SMYTH	10	88	STEPHENSON / MASON	
ROW 4		7	98	T. WHEATLEY / N. WHEATLEY	8	25	BINGHAM / RYDER
ROW 3	5	147	2:17.966 D. LISSAMAN / F. LISSAMAN	6	156	TYRRELL / THOMAS	
ROW 2		3	127	2:15.657 MCMAHON / RANSON	4	55	2:16.465 SOUTER / HICKIE
ROW 1	1	9	2:12.068 FAIRHURST / ANDREWS	2	54	2:15.366 QUIRK / SMITH	
Pole							
							

Cadwell Park: 2.1800 miles

These results are provisional until the conclusion of any judicial and technical matters.

Clerk Of Course :	Stewards :	Timekeeper : <i>Craig Smith</i>
-------------------	------------	------------------------------------

Results can be found at www.tsl-timing.com

Printed - 12:27 Sunday, 06 August 2023



International Sidecar Revival Meeting 2023

FSRA 1st Call Refrigeration Pre-Injection Sidecars & Bears Sidecars

RACE 15 - CLASSIFICATION

POS	NO	CL	PIC NAME	ENTRY	LAPS	TIME	GAP	DIFF	MPH	BEST	ON
1	9	F1	1 FAIRHURST / ANDREWS	Windle Kawasaki ZX9R -	7	13:09.733			69.56	1:49.584	2
2	25	Guest	1 BINGHAM / RYDER	Shelbourne Suzuki - AB Paintworx	7	13:10.398	0.665	0.665	69.50	1:50.339	7
3	147	Guest	2 D. LISSAMAN / F. LISSAMAN	JPR BMW -	7	13:52.755	43.022	42.357	65.96	1:56.253	6
4	56	F2	1 GILROY / SMYTH	Windle Yamaha 600 - First Call Refrigeration Ltd	7	13:53.321	43.588	0.566	65.92	1:55.926	5
5	88	F1	2 STEPHENSON / MASON	Suzuki GSXR 1100 -	7	14:03.750	54.017	10.429	65.10	1:57.244	2
6	16	F2	2 SALLEH / FAIRHURST	Ireson THUNDERCAT -	7	14:33.367	1:23.634	29.617	62.90	1:59.728	2
7	32	F2	3 G. KNIGHT / S. KNIGHT	GSR Yamaha 600 -	7	14:33.739	1:24.006	0.372	62.87	2:00.070	7
8	55	Guest	3 SOUTER / HICKIE	LCR - Dynotech Ecosse	7	14:38.065	1:28.332	4.326	62.56	2:02.364	2
9	198	Bears	1 S. GAGG / C. GAGG	BMW K100 -	7	14:45.393	1:35.660	7.328	62.04	2:00.124	7
10	125	Bears	2 WHITAKER / HOLROYD	BMW K100 -	7	14:46.026	1:36.293	0.633	62.00	2:00.348	2
11	73	F1	3 CRAWFORD / OLDROYD	Windle SUZUKI GSXR1100 - Falcon motors	7	14:51.648	1:41.915	5.622	61.61	2:04.730	5
12	127	F1	4 MCMAHON / RANSON	Shelbourne SUZUKI 1100 -	7	15:03.897	1:54.164	12.249	60.77	2:04.855	7
13	908	F2	4 WOOLCOTT / SAVILLE	Derbyshire HONDA CBR 600 -	6	13:20.119	1 Lap	1 Lap	58.85	2:09.117	2
14	2	Bears	3 KEMP / AUSTIN	Moto Guzzi LE MANS -	6	13:20.650	1 Lap	0.531	58.81	2:06.664	2
15	66	Bears	4 G. BIRKETT / J. BIRKETT	BMW K100 -	6	13:44.318	1 Lap	23.668	57.12	2:08.503	2
16	92	Bears	5 ROOME / WARNER	BMW K100 -	6	14:00.016	1 Lap	15.698	56.05	2:13.307	5
17	91	Bears	6 DOWNES / HALL	BMW K100 - Morris Vermaport Lifts	6	14:00.113	1 Lap	0.097	56.05	2:11.767	5
18	156	F2	5 TYRRELL / THOMAS	Baker THUNDERCAT 600 - MDD Mobile Digital Disj	6	15:28.942	1 Lap	1:28.829	50.69	2:30.609	6
19	87	F1	5 WALFORD / SPRINGALL	Broadstock YAMAHA FJ1100 - Trail Rides Wales	6	15:37.674	1 Lap	8.732	50.21	2:33.579	6
20	57	Bears	7 LARK / TENNANT	BMW K100 -	5	13:17.223	2 Laps	1 Lap	49.22	2:31.498	2

NOT CLASSIFIED

DNF	181	F1	TIBBLES / GREENWOOD	DDR Suzuki FJ 1100 - Elephant & Castle Pub	2	4:12.709	5 Laps	3 Laps	62.11	2:02.719	2
DNF	54	F1	QUIRK / SMITH	Bellas VINCENT - Quirk's Classics	0						

FASTEST LAP

9	F1	FAIRHURST / ANDREWS	Windle Kawasaki ZX9R -	2	1:49.584	71.61 mph	115.25 kph
25	Guest	BINGHAM / RYDER	Shelbourne Suzuki - AB Paintworx	7	1:50.339	71.12 mph	114.46 kph
56	F2	GILROY / SMYTH	Windle Yamaha 600 - First Call Refrigeration Ltd	5	1:55.926	67.69 mph	108.95 kph
198	Bears	S. GAGG / C. GAGG	BMW K100 -	7	2:00.124	65.33 mph	105.14 kph

Class F1 - 92.5% of Race Speed = 64.34 mph
 Class Guest - 92.5% of Race Speed = 64.28 mph
 Class F2 - 92.5% of Race Speed = 60.97 mph
 Class Bears - 92.5% of Race Speed = 57.38 mph

Weather / Track : Cloudy / Dry

These results are provisional until the conclusion of any judicial and technical matters.

Race Distance: 7 Laps / 15.26 miles

Cadwell Park: 2.1800 miles

Date: 06/08/2023 Start: 16:22 Finish: 16:35

Clerk Of Course :

Stewards :

Timekeeper :

Craig Smith

Results can be found at www.tsl-timing.com

Printed - 16:38 Sunday, 06 August 2023



International Sidecar Revival Meeting 2023

FSRA 1st Call Refrigeration Pre-Injection Sidecars & Bears Sidecars

RACE 15 - LAP CHART

LAP 1 @ 16:24:00.964

NO	BEHIND	LAP TIME
9		1:58.891
25	2.237	2:01.128
88	7.040	2:05.931
147	8.722	2:07.613
55	9.614	2:08.505
16	10.783	2:09.674
181	11.099	2:09.990
56	11.407	2:10.298
32	13.857	2:12.748
73	14.984	2:13.875
908	16.719	2:15.610
127	25.591	2:24.482
198	33.066	2:31.957
125	34.577	2:33.468
2	44.666	2:43.557
156	45.000	2:43.891
66	46.204	2:45.095
87	47.123	2:46.014
92	47.124	2:46.015
91	47.653	2:46.544
57	1:00.824	2:59.715

66	1:26.625	2:12.131
92	1:38.896	2:16.532
91	1:39.659	2:16.714

127	1:42.439	2:08.208
87	1 Lap	2:35.254

LAP 4 @ 16:29:35.585

NO	BEHIND	LAP TIME
9		1:54.408
25	3.728	1:52.688
156	1 Lap	2:35.129
87	1 Lap	2:33.606
147	27.014	1:57.390
88	29.553	2:00.559
56	29.804	1:58.481
57	1 Lap	2:32.816
55	44.743	2:03.635
16	51.982	2:10.244
32	53.774	2:06.045
73	1:00.556	2:06.145
198	1:03.479	2:00.909
125	1:06.119	2:00.443
127	1:10.941	2:05.835
908	1:19.541	2:13.974
2	1:30.519	2:06.943
66	1:44.174	2:11.957

LAP 7 @ 16:35:11.806

NO	BEHIND	LAP TIME
9		1:53.130
25	0.665	1:50.339
57	2 Laps	2:37.935
908	1 Lap	2:13.764
2	1 Lap	2:09.266
66	1 Lap	2:12.717
147	43.022	1:58.941
56	43.588	1:57.173
92	1 Lap	2:14.298
91	1 Lap	2:14.675
88	54.017	2:00.477
16	1:23.634	1:59.809
32	1:24.006	2:00.070
55	1:28.332	2:09.143
198	1:35.660	2:00.124
125	1:36.293	2:00.418
73	1:41.915	2:06.555
127	1:54.164	2:04.855
156	1 Lap	2:30.609
87	1 Lap	2:33.579

LAP 2 @ 16:25:50.548

NO	BEHIND	LAP TIME
9		1:49.584
25	5.011	1:52.358
88	14.700	1:57.244
147	15.397	1:56.259
56	18.737	1:56.914
16	20.927	1:59.728
55	22.394	2:02.364
181	24.234	2:02.719
32	26.891	2:02.618
73	31.270	2:05.870
908	36.252	2:09.117
127	41.907	2:05.900
198	44.564	2:01.082
125	45.341	2:00.348
2	1:01.746	2:06.664
66	1:05.123	2:08.503
92	1:12.993	2:15.453
91	1:13.574	2:15.505
156	1:28.669	2:33.253
87	1:31.977	2:34.438
57	1:42.738	2:31.498

LAP 5 @ 16:31:27.285

NO	BEHIND	LAP TIME
9		1:51.700
25	4.320	1:52.292
92	1 Lap	2:14.411
91	1 Lap	2:14.908
147	32.349	1:57.035
56	34.030	1:55.926
88	37.605	1:59.752
55	59.507	2:06.464
156	1 Lap	2:33.417
87	1 Lap	2:34.783
16	1:04.962	2:04.680
32	1:05.409	2:03.335
73	1:13.586	2:04.730
198	1:13.909	2:02.130
57	1 Lap	2:35.259
125	1:14.781	2:00.362
127	1:25.622	2:06.381
908	1:41.143	2:13.302
2	1:46.172	2:07.353

LAP 6 @ 16:33:18.676

NO	BEHIND	LAP TIME
9		1:51.391
25	3.456	1:50.527
66	1 Lap	2:13.915
91	1 Lap	2:11.767
92	1 Lap	2:13.307
147	37.211	1:56.253
56	39.545	1:56.906
88	46.670	2:00.456
55	1:12.319	2:04.203
16	1:16.955	2:03.384
32	1:17.066	2:03.048
73	1:28.490	2:06.295
198	1:28.666	2:06.148
125	1:29.005	2:05.615
156	1 Lap	2:32.643

LAP 3 @ 16:27:41.177

NO	BEHIND	LAP TIME
9		1:50.629
25	5.448	1:51.066
88	23.402	1:59.331
147	24.032	1:59.264
56	25.731	1:57.623
55	35.516	2:03.751
16	36.146	2:05.848
32	42.137	2:05.875
73	48.819	2:08.178
198	56.978	2:03.043
127	59.514	2:08.236
908	59.975	2:14.352
125	1:00.084	2:05.372
2	1:17.984	2:06.867

Weather / Track : Cloudy / Dry

Results can be found at www.tsl-timing.com

Cadwell Park: 2.1800 miles
Date: 06/08/2023 Start: 16:22 Finish: 16:35

Printed - 16:38 Sunday, 06 August 2023

International Sidecar Revival Meeting 2023

FSRA 1st Call Refrigeration Pre-Injection Sidecars & Bears Sidecars

RACE 15 - POSITION CHART

No	Name	Lap							
		Pos	1	2	3	4	5	6	7
9	FAIRHURST / ANDREW	1	9	9	9	9	9	9	9
54	QUIRK / SMITH	2	25	25	25	25	25	25	25
127	MCCMAHON / RANSON	3	88	88	88	147	147	147	147
55	SOUTER / HICKIE	4	147	147	147	88	56	56	56
147	D. LISSAMAN / F. LISS	5	55	56	56	56	88	88	88
156	TYRRELL / THOMAS	6	16	16	55	55	55	55	16
25	BINGHAM / RYDER	7	181	55	16	16	16	16	32
56	GILROY / SMYTH	8	56	181	32	32	32	32	55
88	STEPHENSON / MASO	9	32	32	73	73	73	73	198
16	SALLEH / FAIRHURST	10	73	73	198	198	198	198	125
181	TIBBLES / GREENWOOD	11	908	908	127	125	125	125	73
73	CRAWFORD / OLDRO	12	127	127	908	127	127	127	127
908	WOOLCOTT / SAVILLE	13	198	198	125	908	908	908	
87	WALFORD / SPRINGALL	14	125	125	2	2	2	2	
32	G. KNIGHT / S. KNIGHT	15	2	2	66	66	66	66	
198	S. GAGG / C. GAGG	16	156	66	92	92	91	92	
125	WHITAKER / HOLROYD	17	66	92	91	91	92	91	
2	KEMP / AUSTIN	18	87	91	156	156	156	156	
66	G. BIRKETT / J. BIRKE	19	92	156	87	87	87	87	
91	DOWNES / HALL	20	91	87	57	57	57		
92	ROOME / WARNER	21	57	57					
57	LARK / TENNANT	22							

International Sidecar Revival Meeting 2023

FSRA 1st Call Refrigeration Pre-Injection Sidecars & Bears Sidecars

RACE 15 - SECTOR ANALYSIS



SECTOR 1 = FL to I1, SECTOR 2 = I1 to FL, DIFF = Difference To Personal Best Lap, P = Crossed Finish Line in Pit Lane, D = Time Disallowed

P1 9 F1 FAIRHURST / ANDREWS		Windle Kawasaki ZX9R -				
IDEAL LAP TIME : 1:49.154		BEST LAP TIME : 1:49.584		DIFFERENCE : 0.430		
LAP	SECTOR 1	SECTOR 2	LAP TIME	MPH	DIFF	TIME OF DAY
1 -		47.102	1:58.891	66.01	9.307	16:24:00.964
2 -	1:03.694	45.890	1:49.584 (1)	71.61		16:25:50.548
3 -	1:03.264	47.365	1:50.629 (2)	70.94	1.045	16:27:41.177
4 -	1:06.660	47.748	1:54.408	68.59	4.824	16:29:35.585
5 -	1:05.054	46.646	1:51.700	70.26	2.116	16:31:27.285
6 -	1:04.567	46.824	1:51.391 (3)	70.45	1.807	16:33:18.676
7 -	1:04.191	48.939	1:53.130	69.37	3.546	16:35:11.806

P2 25 Guest BINGHAM / RYDER		Shelbourne Suzuki - AB Paintworx				
IDEAL LAP TIME : 1:50.115		BEST LAP TIME : 1:50.339		DIFFERENCE : 0.224		
LAP	SECTOR 1	SECTOR 2	LAP TIME	MPH	DIFF	TIME OF DAY
1 -		48.193	2:01.128	64.79	10.789	16:24:03.201
2 -	1:05.109	47.249	1:52.358	69.84	2.019	16:25:55.559
3 -	1:04.001	47.065	1:51.066 (3)	70.66	0.727	16:27:46.625
4 -	1:05.146	47.542	1:52.688	69.64	2.349	16:29:39.313
5 -	1:04.365	47.927	1:52.292	69.88	1.953	16:31:31.605
6 -	1:04.056	46.471	1:50.527 (2)	71.00	0.188	16:33:22.132
7 -	1:04.225	46.114	1:50.339 (1)	71.12		16:35:12.471

P3 147 Guest D. LISSAMAN / F. LISSAMAN		JPR BMW -				
IDEAL LAP TIME : 1:55.682		BEST LAP TIME : 1:56.253		DIFFERENCE : 0.571		
LAP	SECTOR 1	SECTOR 2	LAP TIME	MPH	DIFF	TIME OF DAY
1 -		50.373	2:07.613	61.49	11.360	16:24:09.686
2 -	1:06.778	49.481	1:56.259 (2)	67.50	0.006	16:26:05.945
3 -	1:08.036	51.228	1:59.264	65.80	3.011	16:28:05.209
4 -	1:07.712	49.678	1:57.390	66.85	1.137	16:30:02.599
5 -	1:08.066	48.969	1:57.035 (3)	67.05	0.782	16:31:59.634
6 -	1:06.713	49.540	1:56.253 (1)	67.50		16:33:55.887
7 -	1:08.825	50.116	1:58.941	65.98	2.688	16:35:54.828

P4 56 F2 GILROY / SMYTH		Windle Yamaha 600 - First Call Refrigeration Ltd				
IDEAL LAP TIME : 1:55.926		BEST LAP TIME : 1:55.926		DIFFERENCE : 0.000		
LAP	SECTOR 1	SECTOR 2	LAP TIME	MPH	DIFF	TIME OF DAY
1 -		51.743	2:10.298	60.23	14.372	16:24:12.371
2 -	1:07.938	48.976	1:56.914 (3)	67.12	0.988	16:26:09.285
3 -	1:08.630	48.993	1:57.623	66.72	1.697	16:28:06.908
4 -	1:08.300	50.181	1:58.481	66.23	2.555	16:30:05.389
5 -	1:07.863	48.063	1:55.926 (1)	67.69		16:32:01.315
6 -	1:08.829	48.077	1:56.906 (2)	67.13	0.980	16:33:58.221
7 -	1:08.723	48.450	1:57.173	66.97	1.247	16:35:55.394

P5 88 F1 STEPHENSON / MASON		Suzuki GSXR 1100 -				
IDEAL LAP TIME : 1:56.453		BEST LAP TIME : 1:57.244		DIFFERENCE : 0.791		
LAP	SECTOR 1	SECTOR 2	LAP TIME	MPH	DIFF	TIME OF DAY
1 -		49.435	2:05.931	62.31	8.687	16:24:08.004
2 -	1:07.018	50.226	1:57.244 (1)	66.93		16:26:05.248
3 -	1:08.309	51.022	1:59.331 (2)	65.76	2.087	16:28:04.579
4 -	1:09.740	50.819	2:00.559	65.09	3.315	16:30:05.138
5 -	1:09.911	49.841	1:59.752 (3)	65.53	2.508	16:32:04.890
6 -	1:09.448	51.008	2:00.456	65.15	3.212	16:34:05.346
7 -	1:09.986	50.491	2:00.477	65.14	3.233	16:36:05.823

International Sidecar Revival Meeting 2023

FSRA 1st Call Refrigeration Pre-Injection Sidecars & Bears Sidecars

RACE 15 - SECTOR ANALYSIS



SECTOR 1 = FL to I1, SECTOR 2 = I1 to FL, DIFF = Difference To Personal Best Lap, P = Crossed Finish Line in Pit Lane, D = Time Disallowed

P6 16 F2 SALLEH / FAIRHURST		Ireson THUNDERCAT -				
IDEAL LAP TIME : 1:58.848		BEST LAP TIME : 1:59.728		DIFFERENCE : 0.880		
LAP	SECTOR 1	SECTOR 2	LAP TIME	MPH	DIFF	TIME OF DAY
1 -		52.069	2:09.674	60.52	9.946	16:24:11.747
2 -	1:09.133	50.595	1:59.728 (1)	65.54		16:26:11.475
3 -	1:08.649	57.199	2:05.848	62.36	6.120	16:28:17.323
4 -	1:19.113	51.131	2:10.244	60.25	10.516	16:30:27.567
5 -	1:11.509	53.171	2:04.680	62.94	4.952	16:32:32.247
6 -	1:12.447	50.937	2:03.384 (3)	63.60	3.656	16:34:35.631
7 -	1:09.610	50.199	1:59.809 (2)	65.50	0.081	16:36:35.440

P7 32 F2 G. KNIGHT / S. KNIGHT		GSR Yamaha 600 -				
IDEAL LAP TIME : 1:59.776		BEST LAP TIME : 2:00.070		DIFFERENCE : 0.294		
LAP	SECTOR 1	SECTOR 2	LAP TIME	MPH	DIFF	TIME OF DAY
1 -		52.570	2:12.748	59.11	12.678	16:24:14.821
2 -	1:11.032	51.586	2:02.618 (2)	64.00	2.548	16:26:17.439
3 -	1:13.350	52.525	2:05.875	62.34	5.805	16:28:23.314
4 -	1:13.074	52.971	2:06.045	62.26	5.975	16:30:29.359
5 -	1:11.253	52.082	2:03.335	63.63	3.265	16:32:32.694
6 -	1:13.003	50.045	2:03.048 (3)	63.78	2.978	16:34:35.742
7 -	1:09.731	50.339	2:00.070 (1)	65.36		16:36:35.812

P8 55 Guest SOUTER / HICKIE		LCR - Dynotech Ecosse				
IDEAL LAP TIME : 2:02.364		BEST LAP TIME : 2:02.364		DIFFERENCE : 0.000		
LAP	SECTOR 1	SECTOR 2	LAP TIME	MPH	DIFF	TIME OF DAY
1 -		51.441	2:08.505	61.07	6.141	16:24:10.578
2 -	1:12.854	49.510	2:02.364 (1)	64.13		16:26:12.942
3 -	1:13.151	50.600	2:03.751 (3)	63.41	1.387	16:28:16.693
4 -	1:13.921	49.714	2:03.635 (2)	63.47	1.271	16:30:20.328
5 -	1:14.293	52.171	2:06.464	62.05	4.100	16:32:26.792
6 -	1:14.578	49.625	2:04.203	63.18	1.839	16:34:30.995
7 -	1:19.542	49.601	2:09.143	60.77	6.779	16:36:40.138

P9 198 Bears S. GAGG / C. GAGG		BMW K100 -				
IDEAL LAP TIME : 2:00.093		BEST LAP TIME : 2:00.124		DIFFERENCE : 0.031		
LAP	SECTOR 1	SECTOR 2	LAP TIME	MPH	DIFF	TIME OF DAY
1 -		51.751	2:31.957	51.64	31.833	16:24:34.030
2 -	1:09.317	51.765	2:01.082 (3)	64.81	0.958	16:26:35.112
3 -	1:10.663	52.380	2:03.043	63.78	2.919	16:28:38.155
4 -	1:09.325	51.584	2:00.909 (2)	64.90	0.785	16:30:39.064
5 -	1:09.370	52.760	2:02.130	64.25	2.006	16:32:41.194
6 -	1:12.372	53.776	2:06.148	62.21	6.024	16:34:47.342
7 -	1:09.348	50.776	2:00.124 (1)	65.33		16:36:47.466

P10 125 Bears WHITAKER / HOLROYD		BMW K100 -				
IDEAL LAP TIME : 1:59.352		BEST LAP TIME : 2:00.348		DIFFERENCE : 0.996		
LAP	SECTOR 1	SECTOR 2	LAP TIME	MPH	DIFF	TIME OF DAY
1 -		52.355	2:33.468	51.13	33.120	16:24:35.541
2 -	1:08.478	51.870	2:00.348 (1)	65.21		16:26:35.889
3 -	1:10.529	54.843	2:05.372	62.59	5.024	16:28:41.261
4 -	1:09.377	51.066	2:00.443	65.16	0.095	16:30:41.704
5 -	1:08.782	51.580	2:00.362 (2)	65.20	0.014	16:32:42.066
6 -	1:11.749	53.866	2:05.615	62.47	5.267	16:34:47.681
7 -	1:09.544	50.874	2:00.418 (3)	65.17	0.070	16:36:48.099

International Sidecar Revival Meeting 2023

FSRA 1st Call Refrigeration Pre-Injection Sidecars & Bears Sidecars

RACE 15 - SECTOR ANALYSIS



SECTOR 1 = FL to I1, SECTOR 2 = I1 to FL, DIFF = Difference To Personal Best Lap, P = Crossed Finish Line in Pit Lane, D = Time Disallowed

P11 73 F1		CRAWFORD / OLDROYD		Windle SUZUKI GSXR1100 - Falcon motors			
IDEAL LAP TIME : 2:04.730		BEST LAP TIME : 2:04.730		DIFFERENCE : 0.000			
LAP	SECTOR 1	SECTOR 2	LAP TIME	MPH	DIFF	TIME OF DAY	
1 -		53.617	2:13.875	58.62	9.145	16:24:15.948	
2 -	1:12.277	53.593	2:05.870 (2)	62.35	1.140	16:26:21.818	
3 -	1:14.127	54.051	2:08.178	61.22	3.448	16:28:29.996	
4 -	1:12.639	53.506	2:06.145 (3)	62.21	1.415	16:30:36.141	
5 -	1:11.454	53.276	2:04.730 (1)	62.92		16:32:40.871	
6 -	1:12.428	53.867	2:06.295	62.14	1.565	16:34:47.166	
7 -	1:12.679	53.876	2:06.555	62.01	1.825	16:36:53.721	

P12 127 F1		MCMAHON / RANSON		Shelbourne SUZUKI 1100 -			
IDEAL LAP TIME : 2:04.460		BEST LAP TIME : 2:04.855		DIFFERENCE : 0.395			
LAP	SECTOR 1	SECTOR 2	LAP TIME	MPH	DIFF	TIME OF DAY	
1 -		52.815	2:24.482	54.31	19.627	16:24:26.555	
2 -	1:12.490	53.410	2:05.900 (3)	62.33	1.045	16:26:32.455	
3 -	1:13.744	54.492	2:08.236	61.20	3.381	16:28:40.691	
4 -	1:13.236	52.599	2:05.835 (2)	62.36	0.980	16:30:46.526	
5 -	1:13.653	52.728	2:06.381	62.09	1.526	16:32:52.907	
6 -	1:14.705	53.503	2:08.208	61.21	3.353	16:35:01.115	
7 -	1:12.885	51.970	2:04.855 (1)	62.85		16:37:05.970	

P13 908 F2		WOOLCOTT / SAVILLE		Derbyshire HONDA CBR 600 -			
IDEAL LAP TIME : 2:07.283		BEST LAP TIME : 2:09.117		DIFFERENCE : 1.834			
LAP	SECTOR 1	SECTOR 2	LAP TIME	MPH	DIFF	TIME OF DAY	
1 -		52.440	2:15.610	57.87	6.493	16:24:17.683	
2 -	1:14.843	54.274	2:09.117 (1)	60.78		16:26:26.800	
3 -	1:18.279	56.073	2:14.352	58.41	5.235	16:28:41.152	
4 -	1:18.378	55.596	2:13.974	58.57	4.857	16:30:55.126	
5 -	1:17.888	55.414	2:13.302 (2)	58.87	4.185	16:33:08.428	
6 -	1:17.705	56.059	2:13.764 (3)	58.67	4.647	16:35:22.192	

P14 2 Bears		KEMP / AUSTIN		Moto Guzzi LE MANS -			
IDEAL LAP TIME : 2:06.495		BEST LAP TIME : 2:06.664		DIFFERENCE : 0.169			
LAP	SECTOR 1	SECTOR 2	LAP TIME	MPH	DIFF	TIME OF DAY	
1 -		56.999	2:43.557	47.98	36.893	16:24:45.630	
2 -	1:13.293	53.371	2:06.664 (1)	61.95		16:26:52.294	
3 -	1:13.124	53.743	2:06.867 (2)	61.86	0.203	16:28:59.161	
4 -	1:13.320	53.623	2:06.943 (3)	61.82	0.279	16:31:06.104	
5 -	1:13.599	53.754	2:07.353	61.62	0.689	16:33:13.457	
6 -	1:14.346	54.920	2:09.266	60.71	2.602	16:35:22.723	

P15 66 Bears		G. BIRKETT / J. BIRKETT		BMW K100 -			
IDEAL LAP TIME : 2:08.503		BEST LAP TIME : 2:08.503		DIFFERENCE : 0.000			
LAP	SECTOR 1	SECTOR 2	LAP TIME	MPH	DIFF	TIME OF DAY	
1 -		58.915	2:45.095	47.53	36.592	16:24:47.168	
2 -	1:14.033	54.470	2:08.503 (1)	61.07		16:26:55.671	
3 -	1:16.261	55.870	2:12.131 (3)	59.39	3.628	16:29:07.802	
4 -	1:16.688	55.269	2:11.957 (2)	59.47	3.454	16:31:19.759	
5 -	1:17.978	55.937	2:13.915	58.60	5.412	16:33:33.674	
6 -	1:16.650	56.067	2:12.717	59.13	4.214	16:35:46.391	

International Sidecar Revival Meeting 2023

FSRA 1st Call Refrigeration Pre-Injection Sidecars & Bears Sidecars

RACE 15 - SECTOR ANALYSIS



SECTOR 1 = FL to I1, SECTOR 2 = I1 to FL, DIFF = Difference To Personal Best Lap, P = Crossed Finish Line in Pit Lane, D = Time Disallowed

P16 92 Bears ROOME / WARNER			BMW K100 -			
IDEAL LAP TIME : 2:13.307		BEST LAP TIME : 2:13.307		DIFFERENCE : 0.000		
LAP	SECTOR 1	SECTOR 2	LAP TIME	MPH	DIFF	TIME OF DAY
1 -		57.489	2:46.015	47.27	32.708	16:24:48.088
2 -	1:18.795	56.658	2:15.453	57.93	2.146	16:27:03.541
3 -	1:20.106	56.426	2:16.532	57.48	3.225	16:29:20.073
4 -	1:18.298	56.113	2:14.411 (3)	58.38	1.104	16:31:34.484
5 -	1:17.843	55.464	2:13.307 (1)	58.87		16:33:47.791
6 -	1:17.860	56.438	2:14.298 (2)	58.43	0.991	16:36:02.089

P17 91 Bears DOWNES / HALL			BMW K100 - Morris Vermaport Lifts			
IDEAL LAP TIME : 2:11.767		BEST LAP TIME : 2:11.767		DIFFERENCE : 0.000		
LAP	SECTOR 1	SECTOR 2	LAP TIME	MPH	DIFF	TIME OF DAY
1 -		56.649	2:46.544	47.12	34.777	16:24:48.617
2 -	1:19.386	56.119	2:15.505	57.91	3.738	16:27:04.122
3 -	1:20.203	56.511	2:16.714	57.40	4.947	16:29:20.836
4 -	1:18.220	56.688	2:14.908 (3)	58.17	3.141	16:31:35.744
5 -	1:15.836	55.931	2:11.767 (1)	59.56		16:33:47.511
6 -	1:17.222	57.453	2:14.675 (2)	58.27	2.908	16:36:02.186

P18 156 F2 TYRRELL / THOMAS			Baker THUNDERCAT 600 - MDD Mobile Digital Displays			
IDEAL LAP TIME : 2:30.609		BEST LAP TIME : 2:30.609		DIFFERENCE : 0.000		
LAP	SECTOR 1	SECTOR 2	LAP TIME	MPH	DIFF	TIME OF DAY
1 -		1:03.962	2:43.891	47.88	13.282	16:24:45.964
2 -	1:30.688	1:02.565	2:33.253 (3)	51.20	2.644	16:27:19.217
3 -	1:32.614	1:02.515	2:35.129	50.59	4.520	16:29:54.346
4 -	1:30.950	1:02.467	2:33.417	51.15	2.808	16:32:27.763
5 -	1:31.556	1:01.087	2:32.643 (2)	51.41	2.034	16:35:00.406
6 -	1:30.175	1:00.434	2:30.609 (1)	52.10		16:37:31.015

P19 87 F1 WALFORD / SPRINGALL			Broadstock YAMAHA FJ1100 - Trail Rides Wales			
IDEAL LAP TIME : 2:32.349		BEST LAP TIME : 2:33.579		DIFFERENCE : 1.230		
LAP	SECTOR 1	SECTOR 2	LAP TIME	MPH	DIFF	TIME OF DAY
1 -		1:04.089	2:46.014	47.27	12.435	16:24:48.087
2 -	1:29.978	1:04.460	2:34.438 (3)	50.81	0.859	16:27:22.525
3 -	1:30.989	1:02.617	2:33.606 (2)	51.09	0.027	16:29:56.131
4 -	1:30.610	1:04.173	2:34.783	50.70	1.204	16:32:30.914
5 -	1:31.688	1:03.566	2:35.254	50.54	1.675	16:35:06.168
6 -	1:31.208	1:02.371	2:33.579 (1)	51.10		16:37:39.747

P20 57 Bears LARK / TENNANT			BMW K100 -			
IDEAL LAP TIME : 2:31.153		BEST LAP TIME : 2:31.498		DIFFERENCE : 0.345		
LAP	SECTOR 1	SECTOR 2	LAP TIME	MPH	DIFF	TIME OF DAY
1 -		1:03.810	2:59.715	43.66	28.217	16:25:01.788
2 -	1:29.615	1:01.883	2:31.498 (1)	51.80		16:27:33.286
3 -	1:29.270	1:03.546	2:32.816 (2)	51.35	1.318	16:30:06.102
4 -	1:30.260	1:04.999	2:35.259 (3)	50.54	3.761	16:32:41.361
5 -	1:32.589	1:05.346	2:37.935	49.69	6.437	16:35:19.296

P21 181 F1 TIBBLES / GREENWOOD			DDR Suzuki FJ 1100 - Elephant & Castle Pub			
IDEAL LAP TIME : 2:02.719		BEST LAP TIME : 2:02.719		DIFFERENCE : 0.000		
LAP	SECTOR 1	SECTOR 2	LAP TIME	MPH	DIFF	TIME OF DAY
1 -		51.679	2:09.990	60.37	7.271	16:24:12.063
2 -	1:12.089	50.630	2:02.719 (1)	63.95		16:26:14.782

International Sidecar Revival Meeting 2023

FSRA 1st Call Refrigeration Pre-Injection Sidecars & Bears Sidecars

RACE 15 - BEST SECTORS

SECTOR 1			SECTOR 2			IDEAL / BEST COMPARISON						
POS	NO	NAME	TIME	NO	NAME	TIME	POS	NO	NAME	IDEAL	BEST	DIFF
									PERFECT LAP	1:49.154		
1	9	FAIRHURST / ANDREWS	1:03.264	9	FAIRHURST / ANDREWS	45.890	1	9	FAIRHURST / ANDRE	1:49.154	1:49.584	0.430
2	25	BINGHAM / RYDER	1:04.001	25	BINGHAM / RYDER	46.114	2	25	BINGHAM / RYDER	1:50.115	1:50.339	0.224
3	147	D. LISSAMAN / F. LISSAMAN	1:06.713	56	GILROY / SMYTH	48.063	3	147	D. LISSAMAN / F. LIS	1:55.682	1:56.253	0.571
4	88	STEPHENSON / MASON	1:07.018	147	D. LISSAMAN / F. LISSAMAN	48.969	4	56	GILROY / SMYTH	1:55.926	1:55.926	0.000
5	56	GILROY / SMYTH	1:07.863	88	STEPHENSON / MASON	49.435	5	88	STEPHENSON / MAS	1:56.453	1:57.244	0.791
6	125	WHITAKER / HOLROYD	1:08.478	55	SOUTER / HICKIE	49.510	6	16	SALLEH / FAIRHURS	1:58.848	1:59.728	0.880
7	16	SALLEH / FAIRHURST	1:08.649	32	G. KNIGHT / S. KNIGHT	50.045	7	125	WHITAKER / HOLRO	1:59.352	2:00.348	0.996
8	198	S. GAGG / C. GAGG	1:09.317	16	SALLEH / FAIRHURST	50.199	8	32	G. KNIGHT / S. KNIG	1:59.776	2:00.070	0.294
9	32	G. KNIGHT / S. KNIGHT	1:09.731	181	TIBBLES / GREENWOOD	50.630	9	198	S. GAGG / C. GAGG	2:00.093	2:00.124	0.031
10	73	CRAWFORD / OLDROYD	1:11.454	198	S. GAGG / C. GAGG	50.776	10	55	SOUTER / HICKIE	2:02.364	2:02.364	0.000
11	181	TIBBLES / GREENWOOD	1:12.089	125	WHITAKER / HOLROYD	50.874	11	181	TIBBLES / GREENWC	2:02.719	2:02.719	0.000
12	127	MCMAHON / RANSON	1:12.490	127	MCMAHON / RANSON	51.970	12	127	MCMAHON / RANSON	2:04.460	2:04.855	0.395
13	55	SOUTER / HICKIE	1:12.854	908	WOOLCOTT / SAVILLE	52.440	13	73	CRAWFORD / OLDR	2:04.730	2:04.730	0.000
14	2	KEMP / AUSTIN	1:13.124	73	CRAWFORD / OLDROYD	53.276	14	2	KEMP / AUSTIN	2:06.495	2:06.664	0.169
15	66	G. BIRKETT / J. BIRKETT	1:14.033	2	KEMP / AUSTIN	53.371	15	908	WOOLCOTT / SAVILL	2:07.283	2:09.117	1.834
16	908	WOOLCOTT / SAVILLE	1:14.843	66	G. BIRKETT / J. BIRKETT	54.470	16	66	G. BIRKETT / J. BIRK	2:08.503	2:08.503	0.000
17	91	DOWNES / HALL	1:15.836	92	ROOME / WARNER	55.464	17	91	DOWNES / HALL	2:11.767	2:11.767	0.000
18	92	ROOME / WARNER	1:17.843	91	DOWNES / HALL	55.931	18	92	ROOME / WARNER	2:13.307	2:13.307	0.000
19	57	LARK / TENNANT	1:29.270	156	TYRRELL / THOMAS	1:00.434	19	156	TYRRELL / THOMAS	2:30.609	2:30.609	0.000
20	87	WALFORD / SPRINGALL	1:29.978	57	LARK / TENNANT	1:01.883	20	57	LARK / TENNANT	2:31.153	2:31.498	0.345
21	156	TYRRELL / THOMAS	1:30.175	87	WALFORD / SPRINGALL	1:02.371	21	87	WALFORD / SPRING	2:32.349	2:33.579	1.230
22												

International Sidecar Revival Meeting 2023

FSRA 1st Call Refrigeration Pre-Injection Sidecars & Bears Sidecars

RACE 15 - STATISTICS

Competitors Started 22
Planned Start 2023-08-06 @ 16:10:00.000
Actual Start 2023-08-06 @ 16:22:02.072
Finish Time 2023-08-06 @ 16:35:08.993
Track Length 2.1800mi.
Total Laps 133
Total Distance Covered 289.9424mi.

Session Fastest Lap History

NO	CL	NAME	LAP TIME	TIME OF DAY	LAP	VEHICLE
9	F1	FAIRHURST / ANDREWS	1:49.584	16:25:50.563	2	Windle Kawasaki ZX9R

Session Leader History

NO	CL	NAME	FROM LAP	LAPS LED	DISTANCE	VEHICLE
9	F1	FAIRHURST / ANDREWS	1	7	15.26 miles	Windle Kawasaki ZX9R

Flag History

TYPE	TIME OF DAY
GREEN	16:22:02.072
FINISH	16:35:08.993

Flag Statistics

TYPE	COUNT	TOTAL LAPS	TOTAL TIME
Green	1	7	15:41.536
Red	0	0	0.000
Safety Car	0	0	0.000
FCY	0	0	0.000

International Sidecar Revival Meeting 2023

FSRA 1st Call Refrigeration Pre-Injection Sidecars & Bears Sidecars

RACE 15 - STATISTICS

CLASS : F1

7 Starters

Fastest Lap History

NO	NAME	LAP TIME	TIME OF DAY	LAP	VEHICLE
9	FAIRHURST / ANDREWS	1:49.584	16:25:50.563	2	Windle Kawasaki ZX9R

Leader History

NO	NAME	FROM LAP	LAPS LED	DISTANCE	VEHICLE
9	FAIRHURST / ANDREWS	1	7	15.26 miles	Windle Kawasaki ZX9R

International Sidecar Revival Meeting 2023

FSRA 1st Call Refrigeration Pre-Injection Sidecars & Bears Sidecars

RACE 15 - STATISTICS

CLASS : F2

5 Starters

Fastest Lap History

NO	NAME	LAP TIME	TIME OF DAY	LAP	VEHICLE
56	GILROY / SMYTH	1:56.914	16:26:09.306	2	Windle Yamaha 600
56	GILROY / SMYTH	1:55.926	16:32:01.336	5	Windle Yamaha 600

Leader History

NO	NAME	FROM LAP	LAPS LED	DISTANCE	VEHICLE
16	SALLEH / FAIRHURST	1	1	2.18 miles	Ireson THUNDERCAT
56	GILROY / SMYTH	2	6	13.08 miles	Windle Yamaha 600

International Sidecar Revival Meeting 2023

FSRA 1st Call Refrigeration Pre-Injection Sidecars & Bears Sidecars

RACE 15 - STATISTICS

CLASS : Guest

3 Starters

Fastest Lap History

NO	NAME	LAP TIME	TIME OF DAY	LAP	VEHICLE
25	BINGHAM / RYDER	1:52.358	16:25:55.580	2	Shelbourne Suzuki
25	BINGHAM / RYDER	1:51.066	16:27:46.646	3	Shelbourne Suzuki
25	BINGHAM / RYDER	1:50.527	16:33:22.153	6	Shelbourne Suzuki
25	BINGHAM / RYDER	1:50.339	16:35:12.491	7	Shelbourne Suzuki

Leader History

NO	NAME	FROM LAP	LAPS LED	DISTANCE	VEHICLE
25	BINGHAM / RYDER	1	7	15.26 miles	Shelbourne Suzuki

International Sidecar Revival Meeting 2023

FSRA 1st Call Refrigeration Pre-Injection Sidecars & Bears Sidecars

RACE 15 - STATISTICS

CLASS : Bears

7 Starters

Fastest Lap History

NO	NAME	LAP TIME	TIME OF DAY	LAP	VEHICLE
198	S. GAGG / C. GAGG	2:01.082	16:26:35.121	2	BMW K100
125	WHITAKER / HOLROYD	2:00.348	16:26:35.901	2	BMW K100
198	S. GAGG / C. GAGG	2:00.124	16:36:47.476	7	BMW K100

Leader History

NO	NAME	FROM LAP	LAPS LED	DISTANCE	VEHICLE
198	S. GAGG / C. GAGG	1	7	15.26 miles	BMW K100



BMCR F1 & F2 SIDECARS



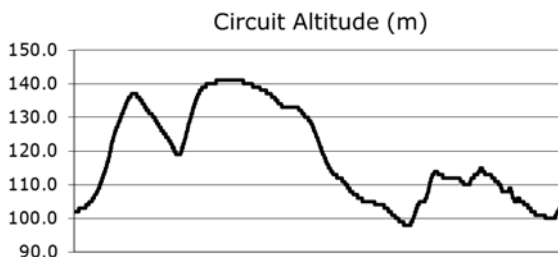
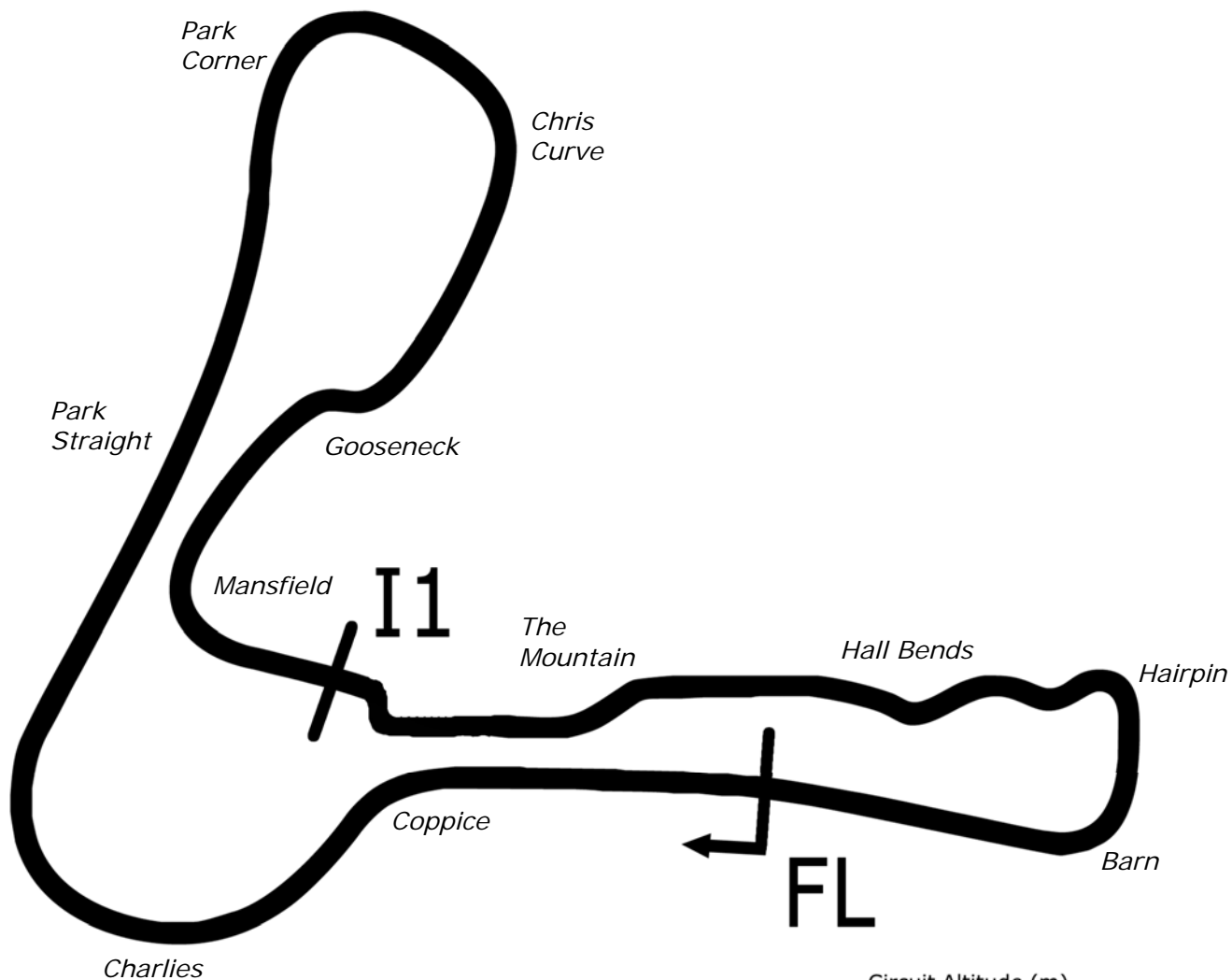
International Sidecar Revival
Cadwell Park
5th / 6th August 2023



Timing & Results Provided by Timing Solutions Ltd

www.tsl-timing.com

Cadwell Park



Length	2.1800 miles	3508.4 m	
FL		53.31024 N	0.05940 W
I1	2330m	53.30708 N	0.06270 W
Pit Entry	3472m	53.31103 N	0.05889 W
Pit Exit	0m after FL	53.31030 N	0.05940 W
Pit Entry-Pit Exit 92m, 6.6s @50kph, 5.5s @60kph			

All results available at www.tsl-timing.com

International Sidecar Revival Meeting 2023

BMCRC F1 & F2 Sidecars

QUALIFYING - CLASSIFICATION



POS	NO	CL	PIC NAME	ENTRY	TIME	ON	LAPS	GAP	DIFF	MPH
1	88*	F1	1 NICOL / PATTIE	LCR F1 -	1:56.904	5	5			67.13
2	25	F1	2 MACLAURIN / HOPE	Ars1 YAMAHA R6 - Amr	1:58.588	6	7	1.684	1.684	66.17
3	11	F1	3 GILBERT / HILDIGE	Ryde 1000 - West Ewell fencing	1:58.760	2	4	1.856	0.172	66.08
4	62	F1	4 WRIGHT / BAILEY	Yamaha RYDE F998 - Stainless Steel Designs Ltd.	2:03.738	2	4	6.834	4.978	63.42
5	65	F1	5 FAIERS / PLUCKROSE	Dean Ryde YAMAHA R6 - AWracing ltd	2:03.992	2	2	7.088	0.254	63.29
6	58	F2	1 L. EASTELL / M. EASTELL	Shelbourne R6 - Lee Eastell Engineering services ltd	2:05.150	4	7	8.246	1.158	62.70
7	83	F2	2 BUCHANAN / EVANS	Lumley KAWASAKI - Bull Inn Racing	2:08.142	4	6	11.238	2.992	61.24
8	21	F2	3 KING / SIGSWORTH	Lumley Ireson F2 - Townsend Motors	2:08.510	4	4	11.606	0.368	61.06
9	96	F2	4 J. GALE / B. GALE	Ireson KTM 790 - The Old Market Inn/4everTT	2:09.464	6	6	12.560	0.954	60.61
10	113	F2	5 HANDCOCK / BEVAN	Shelbourne F2 - r j contracting	2:10.843	6	6	13.939	1.379	59.98
11	17	F2	6 A. THOMAS / J. THOMAS	Ireson HONDA - Team Walters And Thomas Sidecar ra	2:12.129	5	5	15.225	1.286	59.39
12	95	F2	7 REMNANT / TILLEY	Lumley KAWASAKI - none	2:12.856	6	6	15.952	0.727	59.07
13	121	F1	6 LAWRENCE / NIX	LCR YAMAHA - highfield transport, JHM autos	2:12.970	2	4	16.066	0.114	59.02
14	7	F2	8 PEARSON / DODD	LCR SUZUKI - ABS Racing	2:15.114	3	3	18.210	2.144	58.08
15	158	F2	9 SAUNDERS / STELL	Ireson YAMAHA - The Royal Oak Worlestone	2:15.563	3	4	18.659	0.449	57.89
16	188	F1	7 BEST / HAYNES	LCR KAWASAKI - Ecosse Consulting Ltd	2:20.201	3	3	23.297	4.638	55.97
17	32	F2	10 ILLMAN / SUMNER	Ireson SUZUKI - North East Controls Ltd	2:25.844	5	5	28.940	5.643	53.81
18	67	F1	8 JEFFREY / FIELD	Windle F1 - MJP/wesso racing	2:25.949	5	5	29.045	0.105	53.77
19	9	F1	9 CLARKE / JOHNSON	- Eddys Moto	2:26.893	2	3	29.989	0.944	53.42
20	73	F2	11 PRING / PARKIN	Suzuki SHAND -	2:28.169	5	5	31.265	1.276	52.96
21	60	F1	10 MOLYNEUX / COPPOCK	Baker Suzuki -	2:29.641	5	5	32.737	1.472	52.44
22	30	F2	12 BUTLER / HESBROOK	Ireson F2 - MDK Office Seating Ltd	2:29.666	5	5	32.762	0.025	52.43
23	19	F1	11 MACBRIDE / RESTALL	LCR YAMAHA 600 - Lifesafety Motorsport	2:33.036	3	3	36.132	3.370	51.28
24	22	F2	13 LITHGOW / MARYNIAK	Ces/Shelbourne F2 - Lithgow electrical services	2:40.537	1	1	43.633	7.501	48.88
25	581	F2	14 DOBBS / SAUNDERS	Shelborne Yamaha -	2:43.685	3	3	46.781	3.148	47.94

* #88 - Please fit a working transponder

Weather / Track : Rain / Wet

These results are provisional until the conclusion of any judicial and technical matters.

Cadwell Park: 2.1800 miles

Date: 05/08/2023 Start: 09:21 Finish: 09:35

Clerk Of Course :	Stewards :	Timekeeper : <i>Craig Smith</i>
-------------------	------------	------------------------------------

Results can be found at www.tsl-timing.com

Printed - 09:37 Saturday, 05 August 2023



International Sidecar Revival Meeting 2023

BMCRC F1 & F2 Sidecars

QUALIFYING - SECTOR ANALYSIS



SECTOR 1 = FL to I1, SECTOR 2 = I1 to FL, DIFF = Difference To Personal Best Lap, P = Crossed Finish Line in Pit Lane, D = Time Disallowed

P1 88 F1 NICOL / PATTIE		LCR F1 -				
IDEAL LAP TIME :		BEST LAP TIME : 1:56.904		DIFFERENCE :		
LAP	SECTOR 1	SECTOR 2	LAP TIME	MPH	DIFF	TIME OF DAY
1 -			2:07.279	61.66	10.375	09:24:11.504
2 -			2:02.771	63.92	5.867	09:26:14.275
3 -			2:02.496 (3)	64.06	5.592	09:28:16.771
4 -			2:00.308 (2)	65.23	3.404	09:30:17.079
5 -			1:56.904 (1)	67.13		09:32:13.983

P2 25 F1 MACLAURIN / HOPE		Ars1 YAMAHA R6 - Amr				
IDEAL LAP TIME : 1:58.588		BEST LAP TIME : 1:58.588		DIFFERENCE : 0.000		
LAP	SECTOR 1	SECTOR 2	LAP TIME	MPH	DIFF	TIME OF DAY
1 -	1:14.732	52.944	2:07.676	61.46	9.088	09:24:08.595
2 -	1:11.965	52.010	2:03.975	63.30	5.387	09:26:12.570
3 -	1:10.720	53.634	2:04.354	63.11	5.766	09:28:16.924
4 -	1:18.454	53.900	2:12.354	59.29	13.766	09:30:29.278
5 -	1:09.845	50.507	2:00.352 (3)	65.20	1.764	09:32:29.630
6 -	1:08.736	49.852	1:58.588 (1)	66.17		09:34:28.218
7 -	1:09.319	50.452	1:59.771 (2)	65.52	1.183	09:36:27.989

P3 11 F1 GILBERT / HILDIGE		Ryde 1000 - West Ewell fencing				
IDEAL LAP TIME : 1:58.760		BEST LAP TIME : 1:58.760		DIFFERENCE : 0.000		
LAP	SECTOR 1	SECTOR 2	LAP TIME	MPH	DIFF	TIME OF DAY
1 -	1:11.469	50.348	2:01.817 (3)	64.42	3.057	09:23:58.206
2 -	1:08.966	49.794	1:58.760 (1)	66.08		09:25:56.966
3 -	1:09.570	52.523	2:02.093	64.27	3.333	09:27:59.059
4 -	1:10.472	50.750	2:01.222 (2)	64.74	2.462	09:30:00.281

P4 62 F1 WRIGHT / BAILEY		Yamaha RYDE F998 - Stainless Steel Designs Ltd.				
IDEAL LAP TIME : 2:03.738		BEST LAP TIME : 2:03.738		DIFFERENCE : 0.000		
LAP	SECTOR 1	SECTOR 2	LAP TIME	MPH	DIFF	TIME OF DAY
1 -	1:13.638	51.653	2:05.291 (2)	62.63	1.553	09:24:10.098
2 -	1:12.236	51.502	2:03.738 (1)	63.42		09:26:13.836
3 -	1:13.024	54.393	2:07.417 (3)	61.59	3.679	09:28:21.253
4 -	1:15.992	55.316	2:11.308	59.76	7.570	09:30:32.561

P5 65 F1 FAIERS / PLUCKROSE		Dean Ryde YAMAHA R6 - AW Racing Ltd				
IDEAL LAP TIME : 2:03.992		BEST LAP TIME : 2:03.992		DIFFERENCE : 0.000		
LAP	SECTOR 1	SECTOR 2	LAP TIME	MPH	DIFF	TIME OF DAY
1 -	1:15.518	52.671	2:08.189 (2)	61.22	4.197	09:24:09.527
2 -	1:11.945	52.047	2:03.992 (1)	63.29		09:26:13.519

P6 58 F2 L. EASTELL / M. EASTELL		Shelbourne R6 - Lee Eastell Engineering services ltd				
IDEAL LAP TIME : 2:04.926		BEST LAP TIME : 2:05.150		DIFFERENCE : 0.224		
LAP	SECTOR 1	SECTOR 2	LAP TIME	MPH	DIFF	TIME OF DAY
1 -	1:17.279	55.260	2:12.539	59.21	7.389	09:24:20.365
2 -	1:13.436	54.214	2:07.650	61.48	2.500	09:26:28.015
3 -	1:12.141	53.680	2:05.821 (2)	62.37	0.671	09:28:33.836
4 -	1:11.967	53.183	2:05.150 (1)	62.70		09:30:38.986
5 -	1:19.943	53.875	2:13.818	58.64	8.668	09:32:52.804
6 -	1:13.208	52.959	2:06.167 (3)	62.20	1.017	09:34:58.971
7 -	1:12.619	54.414	2:07.033	61.77	1.883	09:37:06.004

International Sidecar Revival Meeting 2023

BMCRC F1 & F2 Sidecars

QUALIFYING - SECTOR ANALYSIS



SECTOR 1 = FL to I1, SECTOR 2 = I1 to FL, DIFF = Difference To Personal Best Lap, P = Crossed Finish Line in Pit Lane, D = Time Disallowed

P7 83 F2 BUCHANAN / EVANS		Lumley KAWASAKI - Bull Inn Racing				
IDEAL LAP TIME : 2:07.471		BEST LAP TIME : 2:08.142		DIFFERENCE : 0.671		
LAP	SECTOR 1	SECTOR 2	LAP TIME	MPH	DIFF	TIME OF DAY
1 -	1:24.664	55.757	2:20.421	55.88	12.279	09:24:33.202
2 -	1:18.071	54.683	2:12.754	59.11	4.612	09:26:45.956
3 -	1:16.479	53.408	2:09.887 (2)	60.42	1.745	09:28:55.843
4 -	1:14.928	53.214	2:08.142 (1)	61.24		09:31:03.985
5 -	1:15.318	55.515	2:10.833	59.98	2.691	09:33:14.818
6 -	1:17.671	52.543	2:10.214 (3)	60.27	2.072	09:35:25.032

P8 21 F2 KING / SIGSWORTH		Lumley Ireson F2 - Townsend Motors				
IDEAL LAP TIME : 2:08.105		BEST LAP TIME : 2:08.510		DIFFERENCE : 0.405		
LAP	SECTOR 1	SECTOR 2	LAP TIME	MPH	DIFF	TIME OF DAY
1 -	1:21.195	55.849	2:17.044	57.26	8.534	09:24:38.631
2 -	1:16.015	55.042	2:11.057 (3)	59.88	2.547	09:26:49.688
3 -	1:16.358	53.761	2:10.119 (2)	60.31	1.609	09:28:59.807
4 -	1:14.344	54.166	2:08.510 (1)	61.06		09:31:08.317

P9 96 F2 J. GALE / B. GALE		Ireson KTM 790 - The Old Market Inn/4everTT				
IDEAL LAP TIME : 2:09.464		BEST LAP TIME : 2:09.464		DIFFERENCE : 0.000		
LAP	SECTOR 1	SECTOR 2	LAP TIME	MPH	DIFF	TIME OF DAY
1 -	1:36.349	1:00.214	2:36.563	50.12	27.099	09:25:14.321
2 -	1:22.805	59.804	2:22.609	55.03	13.145	09:27:36.930
3 -	1:18.299	55.878	2:14.177	58.49	4.713	09:29:51.107
4 -	1:15.030	57.321	2:12.351 (3)	59.29	2.887	09:32:03.458
5 -	1:15.557	56.310	2:11.867 (2)	59.51	2.403	09:34:15.325
6 -	1:14.239	55.225	2:09.464 (1)	60.61		09:36:24.789

P10 113 F2 HANDCOCK / BEVAN		Shelbourne F2 - r-j contracting				
IDEAL LAP TIME : 2:08.970		BEST LAP TIME : 2:10.843		DIFFERENCE : 1.873		
LAP	SECTOR 1	SECTOR 2	LAP TIME	MPH	DIFF	TIME OF DAY
1 -	1:18.264	55.684	2:13.948	58.59	3.105	09:24:42.441
2 -	1:18.704	54.669	2:13.373	58.84	2.530	09:26:55.814
3 -	1:15.577	56.578	2:12.155 (2)	59.38	1.312	09:29:07.969
4 -	1:16.850	55.340	2:12.190 (3)	59.36	1.347	09:31:20.159
5 -	1:20.368	53.393	2:13.761	58.67	2.918	09:33:33.920
6 -	1:17.234	53.609	2:10.843 (1)	59.98		09:35:44.763

P11 17 F2 A. THOMAS / J. THOMAS		Ireson HONDA - Team Walters And Thomas Sidecar racing				
IDEAL LAP TIME : 2:11.521		BEST LAP TIME : 2:12.129		DIFFERENCE : 0.608		
LAP	SECTOR 1	SECTOR 2	LAP TIME	MPH	DIFF	TIME OF DAY
1 -	1:24.921	57.498	2:22.419	55.10	10.290	09:24:35.921
2 -	1:16.369	56.020	2:12.389 (2)	59.28	0.260	09:26:48.310
3 -	1:17.552	57.588	2:15.140	58.07	3.011	09:29:03.450
4 -	1:16.795	55.773	2:12.568 (3)	59.20	0.439	09:31:16.018
5 -	1:15.748	56.381	2:12.129 (1)	59.39		09:33:28.147

P12 95 F2 REMNANT / TILLEY		Lumley KAWASAKI - none				
IDEAL LAP TIME : 2:11.779		BEST LAP TIME : 2:12.856		DIFFERENCE : 1.077		
LAP	SECTOR 1	SECTOR 2	LAP TIME	MPH	DIFF	TIME OF DAY
1 -	1:22.537	56.060	2:18.597	56.62	5.741	09:24:42.030
2 -	1:18.646	54.685	2:13.331 (3)	58.86	0.475	09:26:55.361
3 -	1:18.135	55.787	2:13.922	58.60	1.066	09:29:09.283
4 -	1:18.401	54.824	2:13.225 (2)	58.90	0.369	09:31:22.508
5 -	1:21.018	57.978	2:18.996	56.46	6.140	09:33:41.504
6 -	1:17.094	55.762	2:12.856 (1)	59.07		09:35:54.360

International Sidecar Revival Meeting 2023

BMCRC F1 & F2 Sidecars

QUALIFYING - SECTOR ANALYSIS



SECTOR 1 = FL to I1, SECTOR 2 = I1 to FL, DIFF = Difference To Personal Best Lap, P = Crossed Finish Line in Pit Lane, D = Time Disallowed

P13 121 F1 LAWRENCE / NIX		LCR YAMAHA - highfield transport, JHM autos				
IDEAL LAP TIME : 2:12.283		BEST LAP TIME : 2:12.970		DIFFERENCE : 0.687		
LAP	SECTOR 1	SECTOR 2	LAP TIME	MPH	DIFF	TIME OF DAY
1 -	1:22.157	56.689	2:18.846	56.52	5.876	09:24:36.227
2 -	1:17.841	55.129	2:12.970 (1)	59.02		09:26:49.197
3 -	1:18.109	57.622	2:15.731 (3)	57.82	2.761	09:29:04.928
4 -	1:17.154	57.132	2:14.286 (2)	58.44	1.316	09:31:19.214

P14 7 F2 PEARSON / DODD		LCR SUZUKI - ABS Racing				
IDEAL LAP TIME : 2:14.252		BEST LAP TIME : 2:15.114		DIFFERENCE : 0.862		
LAP	SECTOR 1	SECTOR 2	LAP TIME	MPH	DIFF	TIME OF DAY
1 -	1:19.462	57.431	2:16.893 (3)	57.32	1.779	09:24:37.933
2 -	1:18.916	56.231	2:15.147 (2)	58.07	0.033	09:26:53.080
3 -	1:18.021	57.093	2:15.114 (1)	58.08		09:29:08.194

P15 158 F2 SAUNDERS / STELL		Ireson YAMAHA - The Royal Oak Worleston				
IDEAL LAP TIME : 2:12.929		BEST LAP TIME : 2:15.563		DIFFERENCE : 2.634		
LAP	SECTOR 1	SECTOR 2	LAP TIME	MPH	DIFF	TIME OF DAY
1 -	1:27.577	59.430	2:27.007	53.38	11.444	09:25:12.585
2 -	1:22.625	57.970	2:20.595 (2)	55.82	5.032	09:27:33.180
3 -	1:18.583	56.980	2:15.563 (1)	57.89		09:29:48.743
4 -	1:15.949	1:07.626	2:23.575 (3)	54.66	8.012	09:32:12.318

P16 188 F1 BEST / HAYNES		LCR KAWASAKI - Ecosse Consulting Ltd				
IDEAL LAP TIME : 2:17.810		BEST LAP TIME : 2:20.201		DIFFERENCE : 2.391		
LAP	SECTOR 1	SECTOR 2	LAP TIME	MPH	DIFF	TIME OF DAY
1 -	1:39.256	1:07.157	2:46.413 (3)	47.16	26.212	09:25:24.790
2 -	1:27.484	56.050	2:23.534 (2)	54.67	3.333	09:27:48.324
3 -	1:21.760	58.441	2:20.201 (1)	55.97		09:30:08.525

P17 32 F2 ILLMAN / SUMNER		Ireson SUZUKI - North East Controls Ltd				
IDEAL LAP TIME : 2:25.844		BEST LAP TIME : 2:25.844		DIFFERENCE : 0.000		
LAP	SECTOR 1	SECTOR 2	LAP TIME	MPH	DIFF	TIME OF DAY
1 -	1:39.876	1:05.759	2:45.635	47.38	19.791	09:25:25.789
2 -	1:34.455	1:01.128	2:35.583	50.44	9.739	09:28:01.372
3 -	1:29.687	58.714	2:28.401 (2)	52.88	2.557	09:30:29.773
4 -	1:30.427	58.564	2:28.991 (3)	52.67	3.147	09:32:58.764
5 -	1:28.450	57.394	2:25.844 (1)	53.81		09:35:24.608

P18 67 F1 JEFFREY / FIELD		Windle F1 - MJP/wesso racing				
IDEAL LAP TIME : 2:24.671		BEST LAP TIME : 2:25.949		DIFFERENCE : 1.278		
LAP	SECTOR 1	SECTOR 2	LAP TIME	MPH	DIFF	TIME OF DAY
1 -	1:34.626	1:10.095	2:44.721	47.64	18.772	09:25:34.781
2 -	1:34.465	1:00.423	2:34.888 (3)	50.66	8.939	09:28:09.669
3 -	1:29.194	59.591	2:28.785 (2)	52.74	2.836	09:30:38.454
4 -	1:39.335	57.083	2:36.418	50.17	10.469	09:33:14.872
5 -	1:27.588	58.361	2:25.949 (1)	53.77		09:35:40.821

P19 9 F1 CLARKE / JOHNSON		- Eddys Moto				
IDEAL LAP TIME : 2:14.068		BEST LAP TIME : 2:26.893		DIFFERENCE : 12.825		
LAP	SECTOR 1	SECTOR 2	LAP TIME	MPH	DIFF	TIME OF DAY
1 -	1:31.434	1:04.133	2:35.567 (3)	50.44	8.674	09:25:26.805
2 -	1:30.621	56.272	2:26.893 (1)	53.42		09:27:53.698
3 -	1:17.796	1:09.659	2:27.455 (2)	53.22	0.562	09:30:21.153

International Sidecar Revival Meeting 2023

BMCRC F1 & F2 Sidecars

QUALIFYING - SECTOR ANALYSIS



SECTOR 1 = FL to I1, SECTOR 2 = I1 to FL, DIFF = Difference To Personal Best Lap, P = Crossed Finish Line in Pit Lane, D = Time Disallowed

P20 73 F2		PRING / PARKIN		Suzuki SHAND -		
IDEAL LAP TIME : 2:26.858		BEST LAP TIME : 2:28.169		DIFFERENCE : 1.311		
LAP	SECTOR 1	SECTOR 2	LAP TIME	MPH	DIFF	TIME OF DAY
1 -	1:37.071	1:05.707	2:42.778	48.21	14.609	09:25:26.940
2 -	1:34.697	1:01.561	2:36.258	50.22	8.089	09:28:03.198
3 -	1:32.385	1:00.955	2:33.340 (3)	51.18	5.171	09:30:36.538
4 -	1:30.863	58.578	2:29.441 (2)	52.51	1.272	09:33:05.979
5 -	1:28.280	59.889	2:28.169 (1)	52.96		09:35:34.148

P21 60 F1		MOLYNEUX / COPPOCK		Baker Suzuki -		
IDEAL LAP TIME : 2:28.979		BEST LAP TIME : 2:29.641		DIFFERENCE : 0.662		
LAP	SECTOR 1	SECTOR 2	LAP TIME	MPH	DIFF	TIME OF DAY
1 -	1:36.175	1:06.090	2:42.265	48.36	12.624	09:25:28.013
2 -	1:34.284	1:01.801	2:36.085	50.28	6.444	09:28:04.098
3 -	1:32.035	1:00.962	2:32.997 (3)	51.29	3.356	09:30:37.095
4 -	1:31.004	1:00.051	2:31.055 (2)	51.95	1.414	09:33:08.150
5 -	1:28.928	1:00.713	2:29.641 (1)	52.44		09:35:37.791

P22 30 F2		BUTLER / HESBROOK		Ireson F2 - MDK Office Seating Ltd		
IDEAL LAP TIME : 2:29.548		BEST LAP TIME : 2:29.666		DIFFERENCE : 0.118		
LAP	SECTOR 1	SECTOR 2	LAP TIME	MPH	DIFF	TIME OF DAY
1 -	1:36.506	1:06.281	2:42.787	48.21	13.121	09:25:25.371
2 -	1:34.628	1:02.445	2:37.073	49.96	7.407	09:28:02.444
3 -	1:31.072	1:01.521	2:32.593 (3)	51.43	2.927	09:30:35.037
4 -	1:31.871	1:00.413	2:32.284 (2)	51.53	2.618	09:33:07.321
5 -	1:29.135	1:00.531	2:29.666 (1)	52.43		09:35:36.987

P23 19 F1		MACBRIDE / RESTALL		LCR YAMAHA 600 - Lifesafety Motorsport		
IDEAL LAP TIME : 2:33.036		BEST LAP TIME : 2:33.036		DIFFERENCE : 0.000		
LAP	SECTOR 1	SECTOR 2	LAP TIME	MPH	DIFF	TIME OF DAY
1 -	1:41.660	1:06.963	2:48.623 (3)	46.54	15.587	09:25:24.491
2 -	1:34.479	1:03.164	2:37.643 (2)	49.78	4.607	09:28:02.134
3 -	1:30.571	1:02.465	2:33.036 (1)	51.28		09:30:35.170

P24 22 F2		LITHGOW / MARYNIAK		Ces/Shelbourne F2 - Lithgow electrical services		
IDEAL LAP TIME : 2:40.537		BEST LAP TIME : 2:40.537		DIFFERENCE : 0.000		
LAP	SECTOR 1	SECTOR 2	LAP TIME	MPH	DIFF	TIME OF DAY
1 -	1:35.697	1:04.840	2:40.537 (1)	48.88		09:25:28.536

P25 581 F2		DOBBS / SAUNDERS		Shelborne Yamaha -		
IDEAL LAP TIME : 2:43.685		BEST LAP TIME : 2:43.685		DIFFERENCE : 0.000		
LAP	SECTOR 1	SECTOR 2	LAP TIME	MPH	DIFF	TIME OF DAY
1 -	1:45.607	1:13.882	2:59.489 (3)	43.72	15.804	09:25:34.484
2 -	1:39.225	1:09.429	2:48.654 (2)	46.53	4.969	09:28:23.138
3 -	1:35.823	1:07.862	2:43.685 (1)	47.94		09:31:06.823

International Sidecar Revival Meeting 2023

BMCRC F1 & F2 Sidecars

QUALIFYING - BEST SECTORS

SECTOR 1				SECTOR 2				IDEAL / BEST COMPARISON				
POS	NO	NAME	TIME	NO	NAME	TIME	POS	NO	NAME	IDEAL	BEST	DIFF
									PERFECT LAP	1:58.530		
1	25	MACLAURIN / HOPE	1:08.736	11	GILBERT / HILDIGE	49.794	1	25	MACLAURIN / HOPE	1:58.588	1:58.588	0.000
2	11	GILBERT / HILDIGE	1:08.966	25	MACLAURIN / HOPE	49.852	2	11	GILBERT / HILDIGE	1:58.760	1:58.760	0.000
3	65	FAIERS / PLUCKROSE	1:11.945	62	WRIGHT / BAILEY	51.502	3	62	WRIGHT / BAILEY	2:03.738	2:03.738	0.000
4	58	L. EASTELL / M. EASTELL	1:11.967	65	FAIERS / PLUCKROSE	52.047	4	65	FAIERS / PLUCKROSE	2:03.992	2:03.992	0.000
5	62	WRIGHT / BAILEY	1:12.236	83	BUCHANAN / EVANS	52.543	5	58	L. EASTELL / M. EASTELL	2:04.926	2:05.150	0.224
6	96	J. GALE / B. GALE	1:14.239	58	L. EASTELL / M. EASTELL	52.959	6	83	BUCHANAN / EVANS	2:07.471	2:08.142	0.671
7	21	KING / SIGSWORTH	1:14.344	113	HANDCOCK / BEVAN	53.393	7	21	KING / SIGSWORTH	2:08.105	2:08.510	0.405
8	83	BUCHANAN / EVANS	1:14.928	21	KING / SIGSWORTH	53.761	8	113	HANDCOCK / BEVAN	2:08.970	2:10.843	1.873
9	113	HANDCOCK / BEVAN	1:15.577	95	REMNANT / TILLEY	54.685	9	96	J. GALE / B. GALE	2:09.464	2:09.464	0.000
10	17	A. THOMAS / J. THOMAS	1:15.748	121	LAWRENCE / NIX	55.129	10	17	A. THOMAS / J. THOMAS	2:11.521	2:12.129	0.608
11	158	SAUNDERS / STELL	1:15.949	96	J. GALE / B. GALE	55.225	11	95	REMNANT / TILLEY	2:11.779	2:12.856	1.077
12	95	REMNANT / TILLEY	1:17.094	17	A. THOMAS / J. THOMAS	55.773	12	121	LAWRENCE / NIX	2:12.283	2:12.970	0.687
13	121	LAWRENCE / NIX	1:17.154	188	BEST / HAYNES	56.050	13	158	SAUNDERS / STELL	2:12.929	2:15.563	2.634
14	9	CLARKE / JOHNSON	1:17.796	7	PEARSON / DODD	56.231	14	9	CLARKE / JOHNSON	2:14.068	2:26.893	12.825
15	7	PEARSON / DODD	1:18.021	9	CLARKE / JOHNSON	56.272	15	7	PEARSON / DODD	2:14.252	2:15.114	0.862
16	188	BEST / HAYNES	1:21.760	158	SAUNDERS / STELL	56.980	16	188	BEST / HAYNES	2:17.810	2:20.201	2.391
17	67	JEFFREY / FIELD	1:27.588	67	JEFFREY / FIELD	57.083	17	67	JEFFREY / FIELD	2:24.671	2:25.949	1.278
18	73	PRING / PARKIN	1:28.280	32	ILLMAN / SUMNER	57.394	18	32	ILLMAN / SUMNER	2:25.844	2:25.844	0.000
19	32	ILLMAN / SUMNER	1:28.450	73	PRING / PARKIN	58.578	19	73	PRING / PARKIN	2:26.858	2:28.169	1.311
20	60	MOLYNEUX / COPPOCK	1:28.928	60	MOLYNEUX / COPPOCK	1:00.051	20	60	MOLYNEUX / COPPOCK	2:28.979	2:29.641	0.662
21	30	BUTLER / HESBROOK	1:29.135	30	BUTLER / HESBROOK	1:00.413	21	30	BUTLER / HESBROOK	2:29.548	2:29.666	0.118
22	19	MACBRIDE / RESTALL	1:30.571	19	MACBRIDE / RESTALL	1:02.465	22	19	MACBRIDE / RESTALL	2:33.036	2:33.036	0.000
23	22	LITHGOW / MARYNIAK	1:35.697	22	LITHGOW / MARYNIAK	1:04.840	23	22	LITHGOW / MARYNIAK	2:40.537	2:40.537	0.000
24	581	DOBBS / SAUNDERS	1:35.823	581	DOBBS / SAUNDERS	1:07.862	24	581	DOBBS / SAUNDERS	2:43.685	2:43.685	0.000
25							25	88	NICOL / PATTIE		1:56.904	

International Sidecar Revival Meeting 2023

BMCRC F1 & F2 Sidecars

QUALIFYING - STATISTICS

Competitors Started 25
Planned Start 2023-08-05 @ 09:17:00.000
Actual Start 2023-08-05 @ 09:21:22.450
Finish Time 2023-08-05 @ 09:35:19.804
Track Length 2.1800mi.
Total Laps 111
Total Distance Covered 241.9820mi.

Session Fastest Lap History

NO	CL	NAME	LAP TIME	TIME OF DAY	LAP	VEHICLE
11	F1	GILBERT / HILDIGE	2:01.817	09:23:58.234	1	Ryde 1000
11	F1	GILBERT / HILDIGE	1:58.760	09:25:56.993	2	Ryde 1000
88	F1	NICOL / PATTIE	1:56.904	09:32:13.983	5	LCR F1

Flag History

TYPE	TIME OF DAY
GREEN	09:21:22.450
FINISH	09:35:19.804

Flag Statistics

TYPE	COUNT	TOTAL LAPS	TOTAL TIME
Green	1	7	15:52.761
Red	0	0	0.000
Safety Car	0	0	0.000
FCY	0	0	0.000

International Sidecar Revival Meeting 2023

BMCRC F1 & F2 Sidecars

QUALIFYING - STATISTICS

CLASS : F1

11 Starters

Fastest Lap History

NO	NAME	LAP TIME	TIME OF DAY	LAP	VEHICLE
11	GILBERT / HILDIGE	2:01.817	09:23:58.234	1	Ryde 1000
11	GILBERT / HILDIGE	1:58.760	09:25:56.993	2	Ryde 1000
88	NICOL / PATTIE	1:56.904	09:32:13.983	5	LCR F1

International Sidecar Revival Meeting 2023

BMCRC F1 & F2 Sidecars

QUALIFYING - STATISTICS

CLASS : F2

14 Starters

Fastest Lap History

NO	NAME	LAP TIME	TIME OF DAY	LAP	VEHICLE
58	L. EASTELL / M. EASTELL	2:12.539	09:24:20.388	1	Shelbourne R6
58	L. EASTELL / M. EASTELL	2:07.650	09:26:28.038	2	Shelbourne R6
58	L. EASTELL / M. EASTELL	2:05.821	09:28:33.859	3	Shelbourne R6
58	L. EASTELL / M. EASTELL	2:05.150	09:30:39.008	4	Shelbourne R6

International Sidecar Revival Meeting 2023

BMCRC F1 & F2 Sidecars

RACE 2 - GRID (6 Laps)



ROW 14		27	55 RUSSELL / COOKE		28	
ROW 13	2:43.685	25	581 DOBBS / SAUNDERS		26	37 MORPHET / REILLY
ROW 12		23	2:33.036 19 MACBRIDE / RESTALL		24	2:40.537 22 LITHGOW / MARYNIAK
ROW 11	2:29.641	21	60 MOLYNEUX / COPPOCK		22	2:29.666 30 BUTLER / HESBROOK
ROW 10		19	2:26.893 9 CLARKE / JOHNSON		20	2:28.169 73 PRING / PARKIN
ROW 9	2:25.844	17	32 ILLMAN / SUMNER		18	2:25.949 67 JEFFREY / FIELD
ROW 8		15	2:15.563 158 SAUNDERS / STELL		16	2:20.201 188 BEST / HAYNES
ROW 7	2:12.970	13	121 LAWRENCE / NIX		14	2:15.114 7 PEARSON / DODD
ROW 6		11	2:12.129 17 A. THOMAS / J. THOMAS		12	2:12.856 95 REMNANT / TILLEY
ROW 5	2:09.464	9	96 J. GALE / B. GALE		10	2:10.843 113 HANDCOCK / BEVAN
ROW 4		7	2:08.142 83 BUCHANAN / EVANS		8	2:08.510 21 KING / SIGSWORTH
ROW 3	2:03.992	5	65 FAIERS / PLUCKROSE		6	2:05.150 58 L. EASTELL / M. EASTELL
ROW 2		3	1:58.760 11 GILBERT / HILDIGE		4	2:03.738 62 WRIGHT / BAILEY
ROW 1	1:56.904	1	88 NICOL / PATTIE		2	1:58.588 25 MACLAURIN / HOPE
Pole						

Cadwell Park: 2.1800 miles

These results are provisional until the conclusion of any judicial and technical matters.

Clerk Of Course :	Stewards :	Timekeeper : <i>Craig Smith</i>
-------------------	------------	------------------------------------

Results can be found at www.tsl-timing.com

Printed - 09:39 Saturday, 05 August 2023



International Sidecar Revival Meeting 2023

BMCRC F1 & F2 Sidecars

RACE 2 - CLASSIFICATION



POS	NO	CL	PIC NAME	ENTRY	LAPS	TIME	GAP	DIFF	MPH	BEST	ON
1	88	F1	1 NICOL / PATTIE	LCR F1 -	6	11:19.920			69.25	1:50.831	4
2	62	F1	2 WRIGHT / BAILEY	Yamaha RYDE F998 - Stainless Steel Designs Ltd.	6	11:29.467	9.547	9.547	68.29	1:53.168	4
3	25	F1	3 MACLAURIN / HOPE	Ars1 YAMAHA R6 - Amr	6	11:43.684	23.764	14.217	66.91	1:55.534	2
4	113	F2	1 HANDCOCK / BEVAN	Shelbourne F2 - r j contracting	6	12:13.434	53.514	29.750	64.20	2:00.729	3
5	55	F2	2 RUSSELL / COOKE	LCR SUZUKI -	6	12:27.201	1:07.281	13.767	63.01	1:58.735	6
6	83	F2	3 BUCHANAN / EVANS	Lumley KAWASAKI - Bull Inn Racing	6	12:34.247	1:14.327	7.046	62.43	2:01.196	6
7	58	F2	4 L. EASTELL / M. EASTELL	Shelbourne R6 - Lee Eastell Engineering services ltd	6	12:38.243	1:18.323	3.996	62.10	2:04.460	6
8	21	F2	5 KING / SIGSWORTH	Lumley Ireson F2 - Townsend Motors	6	12:40.465	1:20.545	2.222	61.92	2:03.938	6
9	95	F2	6 REMNANT / TILLEY	Lumley KAWASAKI - none	6	12:40.995	1:21.075	0.530	61.87	2:03.818	6
10	158	F2	7 SAUNDERS / STELL	Ireson YAMAHA - The Royal Oak Worleston	6	12:42.952	1:23.032	1.957	61.71	2:05.057	4
11	17	F2	8 A. THOMAS / J. THOMAS	Ireson HONDA - Team Walters And Thomas Sidecar	6	12:50.288	1:30.368	7.336	61.13	2:05.192	4
12	96	F2	9 J. GALE / B. GALE	Ireson KTM 790 - The Old Market Inn/4everTT	6	12:50.753	1:30.833	0.465	61.09	2:04.840	3
13	7	F2	10 PEARSON / DODD	LCR SUZUKI - ABS Racing	6	12:54.220	1:34.300	3.467	60.82	2:05.660	4
14	73	F2	11 PRING / PARKIN	Suzuki SHAND -	6	13:15.062	1:55.142	20.842	59.22	2:09.704	2
15	188	F1	4 BEST / HAYNES	LCR KAWASAKI - Ecosse Consulting Ltd	5	11:18.518	1 Lap	1 Lap	57.83	2:10.653	4
16	67	F1	5 JEFFREY / FIELD	Windle F1 - MJP/wesso racing	5	11:24.291	1 Lap	5.773	57.34	2:09.504	5
17	121	F1	6 LAWRENCE / NIX	LCR YAMAHA - highfield transport, JHM autos	5	11:28.564	1 Lap	4.273	56.98	2:14.788	4
18	32	F2	12 ILLMAN / SUMNER	Ireson SUZUKI - North East Controls Ltd	5	11:29.349	1 Lap	0.785	56.92	2:14.153	5
19	60	F1	7 MOLYNEUX / COPPOCK	Baker Suzuki -	5	11:30.465	1 Lap	1.116	56.83	2:14.012	3
20	22	F2	13 LITHGOW / MARYNIAK	Ces/Shelbourne F2 - Lithgow electrical services	5	11:55.977	1 Lap	25.512	54.80	2:17.595	4
21	19	F1	8 MACBRIDE / RESTALL	LCR YAMAHA 600 - Lifesafety Motorsport	5	11:58.828	1 Lap	2.851	54.58	2:18.517	5
22	30	F2	14 BUTLER / HESBROOK	Ireson F2 - MDK Office Seating Ltd	5	12:09.817	1 Lap	10.989	53.76	2:16.766	2
23	581	F2	15 DOBBS / SAUNDERS	Shelborne Yamaha -	5	13:24.269	1 Lap	1:14.452	48.79	2:37.554	5

NOT STARTED

NS 65 F1 FAIERS / PLUCKROSE Dean Ryde YAMAHA R6 - AWracing ltd

FASTEST LAP

88	F1	NICOL / PATTIE	LCR F1 -	4	1:50.831	70.81 mph	113.95 kph
55	F2	RUSSELL / COOKE	LCR SUZUKI -	6	1:58.735	66.09 mph	106.37 kph

Class F1 - 92.5% of Race Speed = 64.05 mph

Class F2 - 92.5% of Race Speed = 59.38 mph

Weather / Track : Cloudy / Wet

These results are provisional until the conclusion of any judicial and technical matters.

Race Distance: 6 Laps / 13.08 miles

Cadwell Park: 2.1800 miles

Date: 05/08/2023 Start: 12:53 Finish: 13:05

Clerk Of Course :

Stewards :

Timekeeper :

Craig Smith

Results can be found at www.tsl-timing.com

Printed - 13:08 Saturday, 05 August 2023



International Sidecar Revival Meeting 2023

BMCRC F1 & F2 Sidecars

RACE 2 - LAP CHART

LAP 1 @ 12:55:56.473

NO	BEHIND	LAP TIME
88		1:59.085
62	1.531	2:00.616
25	3.241	2:02.326
113	8.670	2:07.755
58	10.742	2:09.827
21	13.651	2:12.736
95	14.168	2:13.253
158	14.795	2:13.880
83	16.048	2:15.133
17	16.858	2:15.943
7	17.278	2:16.363
55	18.265	2:17.350
96	19.791	2:18.876
73	19.940	2:19.025
188	25.675	2:24.760
121	27.915	2:27.000
32	28.995	2:28.080
67	29.841	2:28.926
30	30.547	2:29.632
60	30.866	2:29.951
22	36.866	2:35.951
19	38.090	2:37.175
581	49.891	2:48.976

LAP 2 @ 12:57:48.282

NO	BEHIND	LAP TIME
88		1:51.809
62	3.004	1:53.282
25	6.966	1:55.534
113	18.175	2:01.314
58	25.352	2:06.419
21	27.564	2:05.722
83	29.146	2:04.907
95	29.183	2:06.824
158	29.890	2:06.904
55	31.001	2:04.545
17	31.234	2:06.185
7	32.312	2:06.843
96	35.602	2:07.620
73	37.835	2:09.704
188	49.362	2:15.496
121	50.950	2:14.844
32	53.172	2:15.986
67	54.036	2:16.004
30	55.504	2:16.766
60	55.792	2:16.735
22	1:07.389	2:22.332
19	1:08.905	2:22.624
581	1:37.510	2:39.428

LAP 3 @ 12:59:40.514

NO	BEHIND	LAP TIME
88		1:52.232
62	4.036	1:53.264
25	10.875	1:56.141
113	26.672	2:00.729
58	39.030	2:05.910
21	41.088	2:05.756
83	41.872	2:04.958
55	41.983	2:03.214
95	42.996	2:06.045
158	43.979	2:06.321

17	45.073	2:06.071
7	47.732	2:07.652
96	48.210	2:04.840
73	56.919	2:11.316
188	1:13.461	2:16.331
121	1:15.810	2:17.092
32	1:16.770	2:15.830
67	1:17.420	2:15.616
60	1:17.572	2:14.012
30	1:34.902	2:31.630
22	1:35.640	2:20.483
19	1:38.137	2:21.464

LAP 4 @ 13:01:31.345

NO	BEHIND	LAP TIME
88		1:50.831
62	6.373	1:53.168
25	16.545	1:56.501
581	1 Lap	2:39.834
113	37.250	2:01.409
55	54.236	2:03.084
58	55.196	2:06.997
83	55.382	2:04.341
21	56.088	2:05.831
95	57.101	2:04.936
158	58.205	2:05.057
17	59.434	2:05.192
7	1:02.561	2:05.660
96	1:04.281	2:06.902
73	1:17.766	2:11.678
188	1:33.283	2:10.653
121	1:39.767	2:14.788
67	1:40.830	2:14.241
32	1:41.239	2:15.300
60	1:41.501	2:14.760

LAP 5 @ 13:03:24.136

NO	BEHIND	LAP TIME
88		1:52.791
62	8.217	1:54.635
22	1 Lap	2:17.595
19	1 Lap	2:19.048
30	1 Lap	2:27.165
25	19.291	1:55.537
113	45.920	2:01.461
55	1:01.718	2:00.273
83	1:06.303	2:03.712
58	1:07.035	2:04.630
21	1:09.779	2:06.482
95	1:10.429	2:06.119
158	1:10.816	2:05.402
17	1:18.121	2:11.478
96	1:18.376	2:06.886
7	1:19.222	2:09.452
581	1 Lap	2:38.477
73	1:36.012	2:11.037
188	1:51.770	2:11.278

LAP 6 @ 13:05:17.308

NO	BEHIND	LAP TIME
88		1:53.172
67	1 Lap	2:09.504
121	1 Lap	2:14.840
32	1 Lap	2:14.153

62	9.547	1:54.502
60	1 Lap	2:15.007
25	23.764	1:57.645
22	1 Lap	2:19.616
19	1 Lap	2:18.517
30	1 Lap	2:24.624
113	53.514	2:00.766
55	1:07.281	1:58.735
83	1:14.327	2:01.196
58	1:18.323	2:04.460
21	1:20.545	2:03.938
95	1:21.075	2:03.818
158	1:23.032	2:05.388
17	1:30.368	2:05.419
96	1:30.833	2:05.629
7	1:34.300	2:08.250
73	1:55.142	2:12.302
581	1 Lap	2:37.554

International Sidecar Revival Meeting 2023

BMCRC F1 & F2 Sidecars

RACE 2 - POSITION CHART

No	Name	Lap						
		Pos	1	2	3	4	5	6
88	NICOL / PATTIE	1	88	88	88	88	88	88
25	MACLAURIN / HOPE	2	62	62	62	62	62	62
62	WRIGHT / BAILEY	3	25	25	25	25	25	25
65	FAIERS / PLUCKROSE	4	113	113	113	113	113	113
58	L. EASTELL / M. EASTELL	5	58	58	58	55	55	55
83	BUCHANAN / EVANS	6	21	21	21	58	83	83
21	KING / SIGSWORTH	7	95	83	83	83	58	58
96	J. GALE / B. GALE	8	158	95	55	21	21	21
113	HANDCOCK / BEVAN	9	83	158	95	95	95	95
17	A. THOMAS / J. THOMAS	10	17	55	158	158	158	158
95	REMNANT / TILLEY	11	7	17	17	17	17	17
121	LAWRENCE / NIX	12	55	7	7	7	96	96
7	PEARSON / DODD	13	96	96	96	96	7	7
158	SAUNDERS / STELL	14	73	73	73	73	73	73
188	BEST / HAYNES	15	188	188	188	188	188	188
32	ILLMAN / SUMNER	16	121	121	121	121	67	
67	JEFFREY / FIELD	17	32	32	32	67	121	
73	PRING / PARKIN	18	67	67	67	32	32	
60	MOLYNEUX / COPPOCK	19	30	30	60	60	60	
30	BUTLER / HESBROOK	20	60	60	30	22	22	
19	MACBRIDE / RESTALL	21	22	22	22	19	19	
22	LITHGOW / MARYNIAK	22	19	19	19	30	30	
581	DOBBS / SAUNDERS	23	581	581	581	581	581	
55	RUSSELL / COOKE	24						

International Sidecar Revival Meeting 2023

BMCRC F1 & F2 Sidecars

RACE 2 - SECTOR ANALYSIS



SECTOR 1 = FL to I1, SECTOR 2 = I1 to FL, DIFF = Difference To Personal Best Lap, P = Crossed Finish Line in Pit Lane, D = Time Disallowed

P1 88 F1 NICOL / PATTIE		LCR F1 -				
IDEAL LAP TIME : 1:50.831		BEST LAP TIME : 1:50.831		DIFFERENCE : 0.000		
LAP	SECTOR 1	SECTOR 2	LAP TIME	MPH	DIFF	TIME OF DAY
1 -		47.864	1:59.085	65.90	8.254	12:55:56.473
2 -	1:04.678	47.131	1:51.809 (2)	70.19	0.978	12:57:48.282
3 -	1:04.698	47.534	1:52.232 (3)	69.92	1.401	12:59:40.514
4 -	1:04.065	46.766	1:50.831 (1)	70.81		13:01:31.345
5 -	1:05.694	47.097	1:52.791	69.58	1.960	13:03:24.136
6 -	1:04.837	48.335	1:53.172	69.34	2.341	13:05:17.308

P2 62 F1 WRIGHT / BAILEY		Yamaha RYDE F998 - Stainless Steel Designs Ltd.				
IDEAL LAP TIME : 1:52.669		BEST LAP TIME : 1:53.168		DIFFERENCE : 0.499		
LAP	SECTOR 1	SECTOR 2	LAP TIME	MPH	DIFF	TIME OF DAY
1 -		48.424	2:00.616	65.06	7.448	12:55:58.004
2 -	1:05.199	48.083	1:53.282 (3)	69.27	0.114	12:57:51.286
3 -	1:05.625	47.639	1:53.264 (2)	69.29	0.096	12:59:44.550
4 -	1:05.485	47.683	1:53.168 (1)	69.34		13:01:37.718
5 -	1:05.219	49.416	1:54.635	68.46	1.467	13:03:32.353
6 -	1:05.030	49.472	1:54.502	68.54	1.334	13:05:26.855

P3 25 F1 MACLAURIN / HOPE		Ars1 YAMAHA R6 - Amr				
IDEAL LAP TIME : 1:55.466		BEST LAP TIME : 1:55.534		DIFFERENCE : 0.068		
LAP	SECTOR 1	SECTOR 2	LAP TIME	MPH	DIFF	TIME OF DAY
1 -		49.285	2:02.326	64.15	6.792	12:55:59.714
2 -	1:06.181	49.353	1:55.534 (1)	67.92		12:57:55.248
3 -	1:06.374	49.767	1:56.141 (3)	67.57	0.607	12:59:51.389
4 -	1:06.594	49.907	1:56.501	67.36	0.967	13:01:47.890
5 -	1:06.198	49.339	1:55.537 (2)	67.92	0.003	13:03:43.427
6 -	1:07.972	49.673	1:57.645	66.70	2.111	13:05:41.072

P4 113 F2 HANDCOCK / BEVAN		Shelbourne F2 - rj contracting				
IDEAL LAP TIME : 1:59.878		BEST LAP TIME : 2:00.729		DIFFERENCE : 0.851		
LAP	SECTOR 1	SECTOR 2	LAP TIME	MPH	DIFF	TIME OF DAY
1 -		51.288	2:07.755	61.43	7.026	12:56:05.143
2 -	1:10.033	51.281	2:01.314 (3)	64.69	0.585	12:58:06.457
3 -	1:09.943	50.786	2:00.729 (1)	65.00		13:00:07.186
4 -	1:10.241	51.168	2:01.409	64.64	0.680	13:02:08.595
5 -	1:11.332	50.129	2:01.461	64.61	0.732	13:04:10.056
6 -	1:09.749	51.017	2:00.766 (2)	64.98	0.037	13:06:10.822

P5 55 F2 RUSSELL / COOKE		LCR SUZUKI -				
IDEAL LAP TIME : 1:58.735		BEST LAP TIME : 1:58.735		DIFFERENCE : 0.000		
LAP	SECTOR 1	SECTOR 2	LAP TIME	MPH	DIFF	TIME OF DAY
1 -		52.378	2:17.350	57.13	18.615	12:56:14.738
2 -	1:11.799	52.746	2:04.545	63.01	5.810	12:58:19.283
3 -	1:10.562	52.652	2:03.214	63.69	4.479	13:00:22.497
4 -	1:10.466	52.618	2:03.084 (3)	63.76	4.349	13:02:25.581
5 -	1:09.504	50.769	2:00.273 (2)	65.25	1.538	13:04:25.854
6 -	1:08.855	49.880	1:58.735 (1)	66.09		13:06:24.589

P6 83 F2 BUCHANAN / EVANS		Lumley KAWASAKI - Bull Inn Racing				
IDEAL LAP TIME : 2:01.196		BEST LAP TIME : 2:01.196		DIFFERENCE : 0.000		
LAP	SECTOR 1	SECTOR 2	LAP TIME	MPH	DIFF	TIME OF DAY
1 -		53.818	2:15.133	58.07	13.937	12:56:12.521
2 -	1:11.342	53.565	2:04.907	62.83	3.711	12:58:17.428
3 -	1:11.646	53.312	2:04.958	62.80	3.762	13:00:22.386
4 -	1:10.401	53.940	2:04.341 (3)	63.11	3.145	13:02:26.727
5 -	1:10.563	53.149	2:03.712 (2)	63.43	2.516	13:04:30.439
6 -	1:09.490	51.706	2:01.196 (1)	64.75		13:06:31.635

International Sidecar Revival Meeting 2023

BMCRC F1 & F2 Sidecars

RACE 2 - SECTOR ANALYSIS



SECTOR 1 = FL to I1, SECTOR 2 = I1 to FL, DIFF = Difference To Personal Best Lap, P = Crossed Finish Line in Pit Lane, D = Time Disallowed

P7 58 F2 L EASTELL / M. EASTELL		Shelbourne R6 - Lee Eastell Engineering services ltd				
IDEAL LAP TIME : 2:04.136		BEST LAP TIME : 2:04.460		DIFFERENCE : 0.324		
LAP	SECTOR 1	SECTOR 2	LAP TIME	MPH	DIFF	TIME OF DAY
1 -		53.434	2:09.827	60.45	5.367	12:56:07.215
2 -	1:12.972	53.447	2:06.419	62.07	1.959	12:58:13.634
3 -	1:12.206	53.704	2:05.910 (3)	62.33	1.450	13:00:19.544
4 -	1:12.655	54.342	2:06.997	61.79	2.537	13:02:26.541
5 -	1:11.184	53.446	2:04.630 (2)	62.97	0.170	13:04:31.171
6 -	1:10.702	53.758	2:04.460 (1)	63.05		13:06:35.631

P8 21 F2 KING / SIGSWORTH		Lumley Ireson F2 - Townsend Motors				
IDEAL LAP TIME : 2:03.938		BEST LAP TIME : 2:03.938		DIFFERENCE : 0.000		
LAP	SECTOR 1	SECTOR 2	LAP TIME	MPH	DIFF	TIME OF DAY
1 -		53.356	2:12.736	59.12	8.798	12:56:10.124
2 -	1:12.636	53.086	2:05.722 (2)	62.42	1.784	12:58:15.846
3 -	1:12.233	53.523	2:05.756 (3)	62.40	1.818	13:00:21.602
4 -	1:11.460	54.371	2:05.831	62.36	1.893	13:02:27.433
5 -	1:11.966	54.516	2:06.482	62.04	2.544	13:04:33.915
6 -	1:10.901	53.037	2:03.938 (1)	63.32		13:06:37.853

P9 95 F2 REMNANT / TILLEY		Lumley KAWASAKI - none				
IDEAL LAP TIME : 2:03.612		BEST LAP TIME : 2:03.818		DIFFERENCE : 0.206		
LAP	SECTOR 1	SECTOR 2	LAP TIME	MPH	DIFF	TIME OF DAY
1 -		53.379	2:13.253	58.89	9.435	12:56:10.641
2 -	1:12.473	54.351	2:06.824	61.88	3.006	12:58:17.465
3 -	1:11.964	54.081	2:06.045 (3)	62.26	2.227	13:00:23.510
4 -	1:11.779	53.157	2:04.936 (2)	62.81	1.118	13:02:28.446
5 -	1:11.268	54.851	2:06.119	62.22	2.301	13:04:34.565
6 -	1:10.455	53.363	2:03.818 (1)	63.38		13:06:38.383

P10 158 F2 SAUNDERS / STELL		Ireson YAMAHA - The Royal Oak Worleston				
IDEAL LAP TIME : 2:04.495		BEST LAP TIME : 2:05.057		DIFFERENCE : 0.562		
LAP	SECTOR 1	SECTOR 2	LAP TIME	MPH	DIFF	TIME OF DAY
1 -		53.513	2:13.880	58.62	8.823	12:56:11.268
2 -	1:12.870	54.034	2:06.904	61.84	1.847	12:58:18.172
3 -	1:11.720	54.601	2:06.321	62.12	1.264	13:00:24.493
4 -	1:11.175	53.882	2:05.057 (1)	62.75		13:02:29.550
5 -	1:10.982	54.420	2:05.402 (3)	62.58	0.345	13:04:34.952
6 -	1:11.642	53.746	2:05.388 (2)	62.59	0.331	13:06:40.340

P11 17 F2 A. THOMAS / J. THOMAS		Ireson HONDA - Team Walters And Thomas Sidecar racing				
IDEAL LAP TIME : 2:04.409		BEST LAP TIME : 2:05.192		DIFFERENCE : 0.783		
LAP	SECTOR 1	SECTOR 2	LAP TIME	MPH	DIFF	TIME OF DAY
1 -		55.202	2:15.943	57.73	10.751	12:56:13.331
2 -	1:11.901	54.284	2:06.185	62.19	0.993	12:58:19.516
3 -	1:12.127	53.944	2:06.071 (3)	62.25	0.879	13:00:25.587
4 -	1:10.465	54.727	2:05.192 (1)	62.68		13:02:30.779
5 -	1:10.950	1:00.528	2:11.478	59.69	6.286	13:04:42.257
6 -	1:11.406	54.013	2:05.419 (2)	62.57	0.227	13:06:47.676

P12 96 F2 J. GALE / B. GALE		Ireson KTM 790 - The Old Market Inn/4everTT				
IDEAL LAP TIME : 2:04.206		BEST LAP TIME : 2:04.840		DIFFERENCE : 0.634		
LAP	SECTOR 1	SECTOR 2	LAP TIME	MPH	DIFF	TIME OF DAY
1 -		55.220	2:18.876	56.51	14.036	12:56:16.264
2 -	1:14.361	53.259	2:07.620	61.49	2.780	12:58:23.884
3 -	1:11.928	52.912	2:04.840 (1)	62.86		13:00:28.724
4 -	1:12.894	54.008	2:06.902	61.84	2.062	13:02:35.626
5 -	1:11.294	55.592	2:06.886 (3)	61.85	2.046	13:04:42.512
6 -	1:11.960	53.669	2:05.629 (2)	62.47	0.789	13:06:48.141

International Sidecar Revival Meeting 2023

BMCRC F1 & F2 Sidecars

RACE 2 - SECTOR ANALYSIS



SECTOR 1 = FL to I1, SECTOR 2 = I1 to FL, DIFF = Difference To Personal Best Lap, P = Crossed Finish Line in Pit Lane, D = Time Disallowed

P13		7 F2		PEARSON / DODD		LCR SUZUKI - ABS Racing	
IDEAL LAP TIME : 2:05.660		BEST LAP TIME : 2:05.660		DIFFERENCE : 0.000			
LAP	SECTOR 1	SECTOR 2	LAP TIME	MPH	DIFF	TIME OF DAY	
1 -		53.600	2:16.363	57.55	10.703	12:56:13.751	
2 -	1:13.292	53.551	2:06.843 (2)	61.87	1.183	12:58:20.594	
3 -	1:13.708	53.944	2:07.652 (3)	61.48	1.992	13:00:28.246	
4 -	1:12.473	53.187	2:05.660 (1)	62.45		13:02:33.906	
5 -	1:14.836	54.616	2:09.452	60.62	3.792	13:04:43.358	
6 -	1:15.031	53.219	2:08.250	61.19	2.590	13:06:51.608	

P14		73 F2		PRING / PARKIN		Suzuki SHAND -	
IDEAL LAP TIME : 2:09.610		BEST LAP TIME : 2:09.704		DIFFERENCE : 0.094			
LAP	SECTOR 1	SECTOR 2	LAP TIME	MPH	DIFF	TIME OF DAY	
1 -		53.744	2:19.025	56.45	9.321	12:56:16.413	
2 -	1:15.866	53.838	2:09.704 (1)	60.50		12:58:26.117	
3 -	1:17.021	54.295	2:11.316 (3)	59.76	1.612	13:00:37.433	
4 -	1:17.551	54.127	2:11.678	59.60	1.974	13:02:49.111	
5 -	1:16.930	54.107	2:11.037 (2)	59.89	1.333	13:05:00.148	
6 -	1:17.541	54.761	2:12.302	59.31	2.598	13:07:12.450	

P15		188 F1		BEST / HAYNES		LCR KAWASAKI - Ecosse Consulting Ltd	
IDEAL LAP TIME : 2:10.618		BEST LAP TIME : 2:10.653		DIFFERENCE : 0.035			
LAP	SECTOR 1	SECTOR 2	LAP TIME	MPH	DIFF	TIME OF DAY	
1 -		57.078	2:24.760	54.21	14.107	12:56:22.148	
2 -	1:18.493	57.003	2:15.496 (3)	57.92	4.843	12:58:37.644	
3 -	1:19.596	56.735	2:16.331	57.56	5.678	13:00:53.975	
4 -	1:15.641	55.012	2:10.653 (1)	60.06		13:03:04.628	
5 -	1:15.606	55.672	2:11.278 (2)	59.78	0.625	13:05:15.906	

P16		67 F1		JEFFREY / FIELD		Windle F1 - MJP/wesso racing	
IDEAL LAP TIME : 2:09.504		BEST LAP TIME : 2:09.504		DIFFERENCE : 0.000			
LAP	SECTOR 1	SECTOR 2	LAP TIME	MPH	DIFF	TIME OF DAY	
1 -		56.331	2:28.926	52.69	19.422	12:56:26.314	
2 -	1:19.812	56.192	2:16.004	57.70	6.500	12:58:42.314	
3 -	1:18.480	57.136	2:15.616 (3)	57.86	6.112	13:00:57.938	
4 -	1:17.056	57.185	2:14.241 (2)	58.46	4.737	13:03:12.175	
5 -	1:15.154	54.350	2:09.504 (1)	60.60		13:05:21.679	

P17		121 F1		LAWRENCE / NIX		LCR YAMAHA - highfield transport, JHM autos	
IDEAL LAP TIME : 2:13.846		BEST LAP TIME : 2:14.788		DIFFERENCE : 0.942			
LAP	SECTOR 1	SECTOR 2	LAP TIME	MPH	DIFF	TIME OF DAY	
1 -		57.343	2:27.000	53.38	12.212	12:56:24.388	
2 -	1:17.334	57.510	2:14.844 (3)	58.20	0.056	12:58:39.232	
3 -	1:20.026	57.066	2:17.092	57.24	2.304	13:00:56.324	
4 -	1:18.276	56.512	2:14.788 (1)	58.22		13:03:11.112	
5 -	1:18.219	56.621	2:14.840 (2)	58.20	0.052	13:05:25.952	

P18		32 F2		ILLMAN / SUMNER		Ireson SUZUKI - North East Controls Ltd	
IDEAL LAP TIME : 2:13.483		BEST LAP TIME : 2:14.153		DIFFERENCE : 0.670			
LAP	SECTOR 1	SECTOR 2	LAP TIME	MPH	DIFF	TIME OF DAY	
1 -		56.893	2:28.080	52.99	13.927	12:56:25.468	
2 -	1:19.825	56.161	2:15.986	57.71	1.833	12:58:41.454	
3 -	1:18.801	57.029	2:15.830 (3)	57.77	1.677	13:00:57.284	
4 -	1:18.966	56.334	2:15.300 (2)	58.00	1.147	13:03:12.584	
5 -	1:17.322	56.831	2:14.153 (1)	58.50		13:05:26.737	

International Sidecar Revival Meeting 2023

BMCRC F1 & F2 Sidecars

RACE 2 - SECTOR ANALYSIS



SECTOR 1 = FL to I1, SECTOR 2 = I1 to FL, DIFF = Difference To Personal Best Lap, P = Crossed Finish Line in Pit Lane, D = Time Disallowed

P19 60 F1		MOLYNEUX / COPPOCK		Baker Suzuki -		
IDEAL LAP TIME : 2:12.959		BEST LAP TIME : 2:14.012		DIFFERENCE : 1.053		
LAP	SECTOR 1	SECTOR 2	LAP TIME	MPH	DIFF	TIME OF DAY
1 -		56.716	2:29.951	52.33	15.939	12:56:27.339
2 -	1:20.915	55.820	2:16.735	57.39	2.723	12:58:44.074
3 -	1:17.222	56.790	2:14.012 (1)	58.56		13:00:58.086
4 -	1:19.023	55.737	2:14.760 (2)	58.23	0.748	13:03:12.846
5 -	1:17.894	57.113	2:15.007 (3)	58.13	0.995	13:05:27.853

P20 22 F2		LITHGOW / MARYNIAK		Ces/Shelbourne F2 - Lithgow electrical services		
IDEAL LAP TIME : 2:17.595		BEST LAP TIME : 2:17.595		DIFFERENCE : 0.000		
LAP	SECTOR 1	SECTOR 2	LAP TIME	MPH	DIFF	TIME OF DAY
1 -		57.136	2:35.951	50.32	18.356	12:56:33.339
2 -	1:25.262	57.070	2:22.332	55.13	4.737	12:58:55.671
3 -	1:23.321	57.162	2:20.483 (3)	55.86	2.888	13:01:16.154
4 -	1:21.412	56.183	2:17.595 (1)	57.03		13:03:33.749
5 -	1:22.471	57.145	2:19.616 (2)	56.21	2.021	13:05:53.365

P21 19 F1		MACBRIDE / RESTALL		LCR YAMAHA 600 - Lifesafety Motorsport		
IDEAL LAP TIME : 2:17.890		BEST LAP TIME : 2:18.517		DIFFERENCE : 0.627		
LAP	SECTOR 1	SECTOR 2	LAP TIME	MPH	DIFF	TIME OF DAY
1 -		57.778	2:37.175	49.93	18.658	12:56:34.563
2 -	1:24.530	58.094	2:22.624	55.02	4.107	12:58:57.187
3 -	1:23.524	57.940	2:21.464 (3)	55.47	2.947	13:01:18.651
4 -	1:21.237	57.811	2:19.048 (2)	56.44	0.531	13:03:37.699
5 -	1:21.864	56.653	2:18.517 (1)	56.65		13:05:56.216

P22 30 F2		BUTLER / HESBROOK		Ireson F2 - MDK Office Seating Ltd		
IDEAL LAP TIME : 2:16.766		BEST LAP TIME : 2:16.766		DIFFERENCE : 0.000		
LAP	SECTOR 1	SECTOR 2	LAP TIME	MPH	DIFF	TIME OF DAY
1 -		57.402	2:29.632	52.44	12.866	12:56:27.020
2 -	1:20.140	56.626	2:16.766 (1)	57.38		12:58:43.786
3 -	1:33.039	58.591	2:31.630	51.75	14.864	13:01:15.416
4 -	1:27.509	59.656	2:27.165 (3)	53.32	10.399	13:03:42.581
5 -	1:25.155	59.469	2:24.624 (2)	54.26	7.858	13:06:07.205

P23 581 F2		DOBBS / SAUNDERS		Shelborne Yamaha -		
IDEAL LAP TIME : 2:36.608		BEST LAP TIME : 2:37.554		DIFFERENCE : 0.946		
LAP	SECTOR 1	SECTOR 2	LAP TIME	MPH	DIFF	TIME OF DAY
1 -		1:06.338	2:48.976	46.44	11.422	12:56:46.364
2 -	1:33.267	1:06.161	2:39.428 (3)	49.22	1.874	12:59:25.792
3 -	1:32.493	1:07.341	2:39.834	49.10	2.280	13:02:05.626
4 -	1:30.592	1:07.885	2:38.477 (2)	49.52	0.923	13:04:44.103
5 -	1:31.538	1:06.016	2:37.554 (1)	49.81		13:07:21.657

International Sidecar Revival Meeting 2023

BMCRC F1 & F2 Sidecars

RACE 2 - BEST SECTORS

SECTOR 1			SECTOR 2			IDEAL / BEST COMPARISON						
POS	NO	NAME	TIME	NO	NAME	TIME	POS	NO	NAME	IDEAL	BEST	DIFF
									PERFECT LAP	1:50.831		
1	88	NICOL / PATTIE	1:04.065	88	NICOL / PATTIE	46.766	1	88	NICOL / PATTIE	1:50.831	1:50.831	0.000
2	62	WRIGHT / BAILEY	1:05.030	62	WRIGHT / BAILEY	47.639	2	62	WRIGHT / BAILEY	1:52.669	1:53.168	0.499
3	25	MACLAURIN / HOPE	1:06.181	25	MACLAURIN / HOPE	49.285	3	25	MACLAURIN / HOPE	1:55.466	1:55.534	0.068
4	55	RUSSELL / COOKE	1:08.855	55	RUSSELL / COOKE	49.880	4	55	RUSSELL / COOKE	1:58.735	1:58.735	0.000
5	83	BUCHANAN / EVANS	1:09.490	113	HANDCOCK / BEVAN	50.129	5	113	HANDCOCK / BEVAN	1:59.878	2:00.729	0.851
6	113	HANDCOCK / BEVAN	1:09.749	83	BUCHANAN / EVANS	51.706	6	83	BUCHANAN / EVANS	2:01.196	2:01.196	0.000
7	95	REMNANT / TILLEY	1:10.455	96	J. GALE / B. GALE	52.912	7	95	REMNANT / TILLEY	2:03.612	2:03.818	0.206
8	17	A. THOMAS / J. THOMAS	1:10.465	21	KING / SIGSWORTH	53.037	8	21	KING / SIGSWORTH	2:03.938	2:03.938	0.000
9	58	L. EASTELL / M. EASTELL	1:10.702	95	REMNANT / TILLEY	53.157	9	58	L. EASTELL / M. EASTELL	2:04.136	2:04.460	0.324
10	21	KING / SIGSWORTH	1:10.901	7	PEARSON / DODD	53.187	10	96	J. GALE / B. GALE	2:04.206	2:04.840	0.634
11	158	SAUNDERS / STELL	1:10.982	58	L. EASTELL / M. EASTELL	53.434	11	17	A. THOMAS / J. THOMAS	2:04.409	2:05.192	0.783
12	96	J. GALE / B. GALE	1:11.294	158	SAUNDERS / STELL	53.513	12	158	SAUNDERS / STELL	2:04.495	2:05.057	0.562
13	7	PEARSON / DODD	1:12.473	73	PRING / PARKIN	53.744	13	7	PEARSON / DODD	2:05.660	2:05.660	0.000
14	67	JEFFREY / FIELD	1:15.154	17	A. THOMAS / J. THOMAS	53.944	14	67	JEFFREY / FIELD	2:09.504	2:09.504	0.000
15	188	BEST / HAYNES	1:15.606	67	JEFFREY / FIELD	54.350	15	73	PRING / PARKIN	2:09.610	2:09.704	0.094
16	73	PRING / PARKIN	1:15.866	188	BEST / HAYNES	55.012	16	188	BEST / HAYNES	2:10.618	2:10.653	0.035
17	60	MOLYNEUX / COPPOCK	1:17.222	60	MOLYNEUX / COPPOCK	55.737	17	60	MOLYNEUX / COPPOCK	2:12.959	2:14.012	1.053
18	32	ILLMAN / SUMNER	1:17.322	32	ILLMAN / SUMNER	56.161	18	32	ILLMAN / SUMNER	2:13.483	2:14.153	0.670
19	121	LAWRENCE / NIX	1:17.334	22	LITHGOW / MARYNIAK	56.183	19	121	LAWRENCE / NIX	2:13.846	2:14.788	0.942
20	30	BUTLER / HESBROOK	1:20.140	121	LAWRENCE / NIX	56.512	20	30	BUTLER / HESBROOK	2:16.766	2:16.766	0.000
21	19	MACBRIDE / RESTALL	1:21.237	30	BUTLER / HESBROOK	56.626	21	22	LITHGOW / MARYNIAK	2:17.595	2:17.595	0.000
22	22	LITHGOW / MARYNIAK	1:21.412	19	MACBRIDE / RESTALL	56.653	22	19	MACBRIDE / RESTALL	2:17.890	2:18.517	0.627
23	581	DOBBS / SAUNDERS	1:30.592	581	DOBBS / SAUNDERS	1:06.016	23	581	DOBBS / SAUNDERS	2:36.608	2:37.554	0.946

International Sidecar Revival Meeting 2023

BMCRC F1 & F2 Sidecars

RACE 2 - STATISTICS

Competitors Started 23
Planned Start 2023-08-05 @ 11:51:00.000
Actual Start 2023-08-05 @ 12:53:57.387
Finish Time 2023-08-05 @ 13:05:14.784
Track Length 2.1800mi.
Total Laps 129
Total Distance Covered 281.2224mi.

Session Fastest Lap History

NO	CL	NAME	LAP TIME	TIME OF DAY	LAP	VEHICLE
88	F1	NICOL / PATTIE	1:51.809	12:57:48.304	2	LCR F1
88	F1	NICOL / PATTIE	1:50.831	13:01:31.366	4	LCR F1

Session Leader History

NO	CL	NAME	FROM LAP	LAPS LED	DISTANCE	VEHICLE
88	F1	NICOL / PATTIE	1	6	13.08 miles	LCR F1

Flag History

TYPE	TIME OF DAY
GREEN	12:53:57.387
FINISH	13:05:14.784

Flag Statistics

TYPE	COUNT	TOTAL LAPS	TOTAL TIME
Green	1	6	14:04.946
Red	0	0	0.000
Safety Car	0	0	0.000
FCY	0	0	0.000

International Sidecar Revival Meeting 2023

BMCRC F1 & F2 Sidecars

RACE 2 - STATISTICS

CLASS : F1

8 Starters

Fastest Lap History

NO	NAME	LAP TIME	TIME OF DAY	LAP	VEHICLE
88	NICOL / PATTIE	1:51.809	12:57:48.304	2	LCR F1
88	NICOL / PATTIE	1:50.831	13:01:31.366	4	LCR F1

Leader History

NO	NAME	FROM LAP	LAPS LED	DISTANCE	VEHICLE
88	NICOL / PATTIE	1	6	13.08 miles	LCR F1

International Sidecar Revival Meeting 2023

BMCRC F1 & F2 Sidecars

RACE 2 - STATISTICS

CLASS : F2

15 Starters

Fastest Lap History

NO	NAME	LAP TIME	TIME OF DAY	LAP	VEHICLE
113	HANDCOCK / BEVAN	2:01.314	12:58:06.479	2	Shelbourne F2
113	HANDCOCK / BEVAN	2:00.729	13:00:07.207	3	Shelbourne F2
55	RUSSELL / COOKE	2:00.273	13:04:25.891	5	LCR SUZUKI
55	RUSSELL / COOKE	1:58.735	13:06:24.625	6	LCR SUZUKI

Leader History

NO	NAME	FROM LAP	LAPS LED	DISTANCE	VEHICLE
113	HANDCOCK / BEVAN	1	6	13.08 miles	Shelbourne F2

International Sidecar Revival Meeting 2023

BMCRC F1 & F2 Sidecars

RACE 8 - GRID (6 Laps)



ROW 14	27	37	MORPHET / REILLY			
ROW 13	25	11	GILBERT / HILDIGE	26	9	CLARKE / JOHNSON
ROW 12			2:18.517			2:37.554
ROW 12	23	19	MACBRIDE / RESTALL	24	581	DOBBS / SAUNDERS
ROW 11			2:16.766			2:17.595
ROW 11	21	30	BUTLER / HESBROOK	22	22	LITHGOW / MARYNIAK
ROW 10			2:14.153			2:14.788
ROW 10	19	32	ILLMAN / SUMNER	20	121	LAWRENCE / NIX
ROW 9			2:10.653			2:14.012
ROW 9	17	188	BEST / HAYNES	18	60	MOLYNEUX / COPPOCK
ROW 8			2:09.504			2:09.704
ROW 8	15	67	JEFFREY / FIELD	16	73	PRING / PARKIN
ROW 7			2:05.192			2:05.660
ROW 7	13	17	A. THOMAS / J. THOMAS	14	7	PEARSON / DODD
ROW 6			2:05.057			
ROW 6	11	65	FAIERS / PLUCKROSE	12	158	SAUNDERS / STELL
ROW 5			2:04.460			2:04.840
ROW 5	9	58	L. EASTELL / M. EASTELL	10	96	J. GALE / B. GALE
ROW 4			2:03.818			2:03.938
ROW 4	7	95	REMNANT / TILLEY	8	21	KING / SIGSWORTH
ROW 3			2:00.729			2:01.196
ROW 3	5	113	HANDCOCK / BEVAN	6	83	BUCHANAN / EVANS
ROW 2			1:55.534			1:58.735
ROW 2	3	25	MACLAURIN / HOPE	4	55	RUSSELL / COOKE
ROW 1			1:50.831			1:53.168
ROW 1	1	88	NICOL / PATTIE	2	62	WRIGHT / BAILEY
Pole						

Cadwell Park: 2.1800 miles

These results are provisional until the conclusion of any judicial and technical matters.

Clerk Of Course :	Stewards :	Timekeeper : <i>Craig Smith</i>
-------------------	------------	------------------------------------

Results can be found at www.tsl-timing.com

Printed - 13:10 Saturday, 05 August 2023



International Sidecar Revival Meeting 2023

BMCRC F1 & F2 Sidecars

RACE 8 - CLASSIFICATION



POS	NO	CL	PIC NAME	ENTRY	LAPS	TIME	GAP	DIFF	MPH	BEST	ON
1	88	F1	1 NICOL / PATTIE	LCR F1 -	6	11:06.609			70.63	1:49.444	3
2	62	F1	2 WRIGHT / BAILEY	Yamaha RYDE F998 - Stainless Steel Designs Ltd.	6	11:16.232	9.623	9.623	69.63	1:51.252	5
3	25	F1	3 MACLAURIN / HOPE	Ars1 YAMAHA R6 - Amr	6	11:37.446	30.837	21.214	67.51	1:54.634	2
4	113	F2	1 HANDCOCK / BEVAN	Shelbourne F2 - r j contracting	6	11:55.748	49.139	18.302	65.78	1:56.792	6
5	65	F1	4 FAIERS / PLUCKROSE	Dean Ryde YAMAHA R6 - AWracing ltd	6	11:57.628	51.019	1.880	65.61	1:54.699	6
6	83	F2	2 BUCHANAN / EVANS	Lumley KAWASAKI - Bull Inn Racing	6	11:57.812	51.203	0.184	65.59	1:57.402	6
7	95	F2	3 REMNANT / TILLEY	Lumley KAWASAKI - none	6	12:05.996	59.387	8.184	64.86	1:58.504	6
8	158	F2	4 SAUNDERS / STELL	Ireson YAMAHA - The Royal Oak Worleston	6	12:07.902	1:01.293	1.906	64.69	1:55.759	6
9	17	F2	5 A. THOMAS / J. THOMAS	Ireson HONDA - Team Walters And Thomas Sidecar	6	12:11.702	1:05.093	3.800	64.35	1:59.549	4
10	7	F2	6 PEARSON / DODD	LCR SUZUKI - ABS Racing	6	12:13.475	1:06.866	1.773	64.19	1:58.372	4
11	96	F2	7 J. GALE / B. GALE	Ireson KTM 790 - The Old Market Inn/4everTT	6	12:19.630	1:13.021	6.155	63.66	1:58.093	6
12	21	F2	8 KING / SIGSWORTH	Lumley Ireson F2 - Townsend Motors	6	12:22.491	1:15.882	2.861	63.41	1:58.921	6
13	60	F1	5 MOLYNEUX / COPPOCK	Baker Suzuki -	6	12:33.661	1:27.052	11.170	62.47	2:03.430	6
14	67	F1	6 JEFFREY / FIELD	Windle F1 - MJP/wesso racing	6	12:44.600	1:37.991	10.939	61.58	2:05.065	4
15	32	F2	9 ILLMAN / SUMNER	Ireson SUZUKI - North East Controls Ltd	6	12:59.108	1:52.499	14.508	60.43	2:06.636	5
16	121	F1	7 LAWRENCE / NIX	LCR YAMAHA - highfield transport, JHM autos	5	11:13.591	1 Lap	1 Lap	58.25	2:05.882	4
17	30	F2	10 BUTLER / HESBROOK	Ireson F2 - MDK Office Seating Ltd	5	11:23.764	1 Lap	10.173	57.38	2:13.748	4
18	19	F1	8 MACBRIDE / RESTALL	LCR YAMAHA 600 - Lifesafety Motorsport	5	11:35.367	1 Lap	11.603	56.43	2:16.940	4
19	581	F2	11 DOBBS / SAUNDERS	Shelborne Yamaha -	5	13:01.183	1 Lap	1:25.816	50.23	2:29.712	4

NOT CLASSIFIED

DNF	188	F1	BEST / HAYNES	LCR KAWASAKI - Ecosse Consulting Ltd	4	9:06.078	2 Laps	1 Lap	57.48	2:12.587	4
-----	-----	----	---------------	--------------------------------------	---	----------	--------	-------	-------	----------	---

FASTEST LAP

88	F1	NICOL / PATTIE	LCR F1 -	3	1:49.444	71.70 mph	115.40 kph
158	F2	SAUNDERS / STELL	Ireson YAMAHA - The Royal Oak Worleston	6	1:55.759	67.79 mph	109.10 kph

Class F1 - 92.5% of Race Speed = 65.33 mph

Class F2 - 92.5% of Race Speed = 60.84 mph

Weather / Track : Cloudy / Wet

These results are provisional until the conclusion of any judicial and technical matters.

Race Distance: 6 Laps / 13.08 miles

Cadwell Park: 2.1800 miles

Date: 05/08/2023 Start: 17:07 Finish: 17:18

Clerk Of Course :

Stewards :

Timekeeper :

Craig Smith

Results can be found at www.tsl-timing.com

Printed - 17:21 Saturday, 05 August 2023



International Sidecar Revival Meeting 2023

BMCRC F1 & F2 Sidecars

RACE 8 - LAP CHART

LAP 1 @ 17:09:07.204		
NO	BEHIND	LAP TIME

88		1:55.590
62	1.967	1:57.557
25	4.333	1:59.923
113	9.000	2:04.590
65	9.431	2:05.021
83	11.010	2:06.600
95	12.716	2:08.306
17	14.937	2:10.527
21	15.801	2:11.391
158	16.000	2:11.590
7	16.636	2:12.226
96	17.850	2:13.440
60	17.996	2:13.586
67	20.051	2:15.641
121	20.273	2:15.863
32	23.192	2:18.782
30	28.013	2:23.603
19	29.994	2:25.584
188	30.474	2:26.064
581	47.484	2:43.074

LAP 2 @ 17:10:57.052		
NO	BEHIND	LAP TIME

88		1:49.848
62	3.591	1:51.472
25	9.119	1:54.634
113	17.830	1:58.678
83	21.602	2:00.440
65	22.968	2:03.385
95	23.585	2:00.717
17	26.290	2:01.201
21	29.584	2:03.631
7	30.032	2:03.244
158	30.221	2:04.069
96	31.868	2:03.866
60	32.423	2:04.275
67	37.514	2:07.311
32	42.719	2:09.375
30	53.280	2:15.115
188	53.853	2:13.227
19	57.894	2:17.748
121	1:03.035	2:32.610
581	1:34.572	2:36.936

LAP 3 @ 17:12:46.496		
NO	BEHIND	LAP TIME

88		1:49.444
62	6.896	1:52.749
25	14.804	1:55.129
113	26.695	1:58.309
83	29.851	1:57.693
65	32.575	1:59.051
95	34.125	1:59.984
17	36.792	1:59.946
7	40.377	1:59.789
158	41.232	2:00.455
21	43.590	2:03.450
96	44.455	2:02.031
60	46.898	2:03.919
67	54.147	2:06.077
32	1:00.858	2:07.583
30	1:18.237	2:14.401

188	1:18.609	2:14.200
121	1:25.991	2:12.400
19	1:26.100	2:17.650

67	1:37.991	2:05.148
32	1:52.499	2:09.198
581	1 Lap	2:37.223

LAP 4 @ 17:14:37.165		
NO	BEHIND	LAP TIME

88		1:50.669
62	8.106	1:51.879
25	20.641	1:56.506
581	1 Lap	2:34.238
113	35.091	1:59.065
83	37.193	1:58.011
65	39.784	1:57.878
95	41.963	1:58.507
17	45.672	1:59.549
7	48.080	1:58.372
158	48.859	1:58.296
21	55.049	2:02.128
96	55.420	2:01.634
60	1:00.479	2:04.250
67	1:08.543	2:05.065
32	1:17.723	2:07.534
188	1:40.527	2:12.587
121	1:41.204	2:05.882
30	1:41.316	2:13.748

LAP 5 @ 17:16:27.934		
NO	BEHIND	LAP TIME

88		1:50.769
19	1 Lap	2:16.940
62	8.589	1:51.252
25	25.763	1:55.891
113	42.636	1:58.314
83	44.090	1:57.666
65	46.609	1:57.594
95	51.172	1:59.978
17	55.491	2:00.588
158	55.823	1:57.733
7	57.102	1:59.791
96	1:05.217	2:00.566
21	1:07.250	2:02.970
581	1 Lap	2:29.712
60	1:13.911	2:04.201
67	1:23.132	2:05.358
32	1:33.590	2:06.636

LAP 6 @ 17:18:18.223		
NO	BEHIND	LAP TIME

88		1:50.289
121	1 Lap	2:06.836
62	9.623	1:51.323
30	1 Lap	2:16.897
19	1 Lap	2:17.445
25	30.837	1:55.363
113	49.139	1:56.792
65	51.019	1:54.699
83	51.203	1:57.402
95	59.387	1:58.504
158	1:01.293	1:55.759
17	1:05.093	1:59.891
7	1:06.866	2:00.053
96	1:13.021	1:58.093
21	1:15.882	1:58.921
60	1:27.052	2:03.430

Weather / Track : Cloudy / Wet

Results can be found at www.tsl-timing.com

Cadwell Park: 2.1800 miles
Date: 05/08/2023 Start: 17:07 Finish: 17:18

Printed - 17:21 Saturday, 05 August 2023

International Sidecar Revival Meeting 2023

BMCRC F1 & F2 Sidecars

RACE 8 - POSITION CHART

No	Name	Lap						
		Pos	1	2	3	4	5	6
88	NICOL / PATTIE	1	88	88	88	88	88	88
62	WRIGHT / BAILEY	2	62	62	62	62	62	62
25	MACLAURIN / HOPE	3	25	25	25	25	25	25
113	HANDCOCK / BEVAN	4	113	113	113	113	113	113
83	BUCHANAN / EVANS	5	65	83	83	83	83	65
95	REMNANT / TILLEY	6	83	65	65	65	65	83
21	KING / SIGSWORTH	7	95	95	95	95	95	95
96	J. GALE / B. GALE	8	17	17	17	17	17	158
65	FAIERS / PLUCKROSE	9	21	21	7	7	158	17
158	SAUNDERS / STELL	10	158	7	158	158	7	7
17	A. THOMAS / J. THOMAS	11	7	158	21	21	96	96
7	PEARSON / DODD	12	96	96	96	96	21	21
67	JEFFREY / FIELD	13	60	60	60	60	60	60
188	BEST / HAYNES	14	67	67	67	67	67	67
60	MOLYNEUX / COPPOCK	15	121	32	32	32	32	32
32	ILLMAN / SUMNER	16	32	30	30	188	121	
121	LAWRENCE / NIX	17	30	188	188	121	30	
30	BUTLER / HESBROOK	18	19	19	121	30	19	
19	MACBRIDE / RESTALL	19	188	121	19	19	581	
581	DOBBS / SAUNDERS	20	581	581	581	581		

International Sidecar Revival Meeting 2023

BMCRC F1 & F2 Sidecars

RACE 8 - SECTOR ANALYSIS



SECTOR 1 = FL to I1, SECTOR 2 = I1 to FL, DIFF = Difference To Personal Best Lap, P = Crossed Finish Line in Pit Lane, D = Time Disallowed

P1 88 F1 NICOL / PATTIE		LCR F1 -				
IDEAL LAP TIME : 1:49.355		BEST LAP TIME : 1:49.444		DIFFERENCE : 0.089		
LAP	SECTOR 1	SECTOR 2	LAP TIME	MPH	DIFF	TIME OF DAY
1 -		46.860	1:55.590	67.89	6.146	17:09:07.204
2 -	1:03.130	46.718	1:49.848 (2)	71.44	0.404	17:10:57.052
3 -	1:02.858	46.586	1:49.444 (1)	71.70		17:12:46.496
4 -	1:03.784	46.885	1:50.669	70.91	1.225	17:14:37.165
5 -	1:03.817	46.952	1:50.769	70.85	1.325	17:16:27.934
6 -	1:03.792	46.497	1:50.289 (3)	71.15	0.845	17:18:18.223

P2 62 F1 WRIGHT / BAILEY		Yamaha RYDE F998 - Stainless Steel Designs Ltd.				
IDEAL LAP TIME : 1:50.381		BEST LAP TIME : 1:51.252		DIFFERENCE : 0.871		
LAP	SECTOR 1	SECTOR 2	LAP TIME	MPH	DIFF	TIME OF DAY
1 -		47.680	1:57.557	66.75	6.305	17:09:09.171
2 -	1:04.161	47.311	1:51.472 (3)	70.40	0.220	17:11:00.643
3 -	1:04.635	48.114	1:52.749	69.60	1.497	17:12:53.392
4 -	1:04.877	47.002	1:51.879	70.14	0.627	17:14:45.271
5 -	1:04.451	46.801	1:51.252 (1)	70.54		17:16:36.523
6 -	1:03.580	47.743	1:51.323 (2)	70.49	0.071	17:18:27.846

P3 25 F1 MACLAURIN / HOPE		Ars1 YAMAHA R6 - Amr				
IDEAL LAP TIME : 1:53.963		BEST LAP TIME : 1:54.634		DIFFERENCE : 0.671		
LAP	SECTOR 1	SECTOR 2	LAP TIME	MPH	DIFF	TIME OF DAY
1 -		48.743	1:59.923	65.44	5.289	17:09:11.537
2 -	1:05.658	48.976	1:54.634 (1)	68.46		17:11:06.171
3 -	1:06.449	48.680	1:55.129 (2)	68.16	0.495	17:13:01.300
4 -	1:06.707	49.799	1:56.506	67.36	1.872	17:14:57.806
5 -	1:07.402	48.489	1:55.891	67.71	1.257	17:16:53.697
6 -	1:07.058	48.305	1:55.363 (3)	68.02	0.729	17:18:49.060

P4 113 F2 HANDCOCK / BEVAN		Shelbourne F2 - rj contracting				
IDEAL LAP TIME : 1:56.792		BEST LAP TIME : 1:56.792		DIFFERENCE : 0.000		
LAP	SECTOR 1	SECTOR 2	LAP TIME	MPH	DIFF	TIME OF DAY
1 -		50.320	2:04.590	62.99	7.798	17:09:16.204
2 -	1:08.564	50.114	1:58.678	66.12	1.886	17:11:14.882
3 -	1:08.177	50.132	1:58.309 (2)	66.33	1.517	17:13:13.191
4 -	1:08.593	50.472	1:59.065	65.91	2.273	17:15:12.256
5 -	1:08.440	49.874	1:58.314 (3)	66.33	1.522	17:17:10.570
6 -	1:07.543	49.249	1:56.792 (1)	67.19		17:19:07.362

P5 65 F1 FAIERS / PLUCKROSE		Dean Ryde YAMAHA R6 - AW Racing Ltd				
IDEAL LAP TIME : 1:54.699		BEST LAP TIME : 1:54.699		DIFFERENCE : 0.000		
LAP	SECTOR 1	SECTOR 2	LAP TIME	MPH	DIFF	TIME OF DAY
1 -		50.395	2:05.021	62.77	10.322	17:09:16.635
2 -	1:09.032	54.353	2:03.385	63.60	8.686	17:11:20.020
3 -	1:07.854	51.197	1:59.051	65.92	4.352	17:13:19.071
4 -	1:07.445	50.433	1:57.878 (3)	66.57	3.179	17:15:16.949
5 -	1:07.956	49.638	1:57.594 (2)	66.73	2.895	17:17:14.543
6 -	1:06.478	48.221	1:54.699 (1)	68.42		17:19:09.242

P6 83 F2 BUCHANAN / EVANS		Lumley KAWASAKI - Bull Inn Racing				
IDEAL LAP TIME : 1:57.340		BEST LAP TIME : 1:57.402		DIFFERENCE : 0.062		
LAP	SECTOR 1	SECTOR 2	LAP TIME	MPH	DIFF	TIME OF DAY
1 -		51.325	2:06.600	61.99	9.198	17:09:18.214
2 -	1:07.858	52.582	2:00.440	65.16	3.038	17:11:18.654
3 -	1:06.821	50.872	1:57.693 (3)	66.68	0.291	17:13:16.347
4 -	1:07.410	50.601	1:58.011	66.50	0.609	17:15:14.358
5 -	1:07.089	50.577	1:57.666 (2)	66.69	0.264	17:17:12.024
6 -	1:06.883	50.519	1:57.402 (1)	66.84		17:19:09.426

International Sidecar Revival Meeting 2023

BMCRC F1 & F2 Sidecars

RACE 8 - SECTOR ANALYSIS



SECTOR 1 = FL to I1, SECTOR 2 = I1 to FL, DIFF = Difference To Personal Best Lap, P = Crossed Finish Line in Pit Lane, D = Time Disallowed

P7 95 F2		REMNANT / TILLEY		Lumley KAWASAKI - none		
IDEAL LAP TIME : 1:58.257		BEST LAP TIME : 1:58.504		DIFFERENCE : 0.247		
LAP	SECTOR 1	SECTOR 2	LAP TIME	MPH	DIFF	TIME OF DAY
1 -		51.583	2:08.306	61.16	9.802	17:09:19.920
2 -	1:09.817	50.900	2:00.717	65.01	2.213	17:11:20.637
3 -	1:09.310	50.674	1:59.984	65.40	1.480	17:13:20.621
4 -	1:08.171	50.336	1:58.507 (2)	66.22	0.003	17:15:19.128
5 -	1:09.831	50.147	1:59.978 (3)	65.41	1.474	17:17:19.106
6 -	1:08.418	50.086	1:58.504 (1)	66.22		17:19:17.610

P8 158 F2		SAUNDERS / STELL		Ireson YAMAHA - The Royal Oak Worleston		
IDEAL LAP TIME : 1:55.759		BEST LAP TIME : 1:55.759		DIFFERENCE : 0.000		
LAP	SECTOR 1	SECTOR 2	LAP TIME	MPH	DIFF	TIME OF DAY
1 -		52.975	2:11.590	59.63	15.831	17:09:23.204
2 -	1:12.361	51.708	2:04.069	63.25	8.310	17:11:27.273
3 -	1:10.269	50.186	2:00.455	65.15	4.696	17:13:27.728
4 -	1:07.975	50.321	1:58.296 (3)	66.34	2.537	17:15:26.024
5 -	1:07.082	50.651	1:57.733 (2)	66.65	1.974	17:17:23.757
6 -	1:06.735	49.024	1:55.759 (1)	67.79		17:19:19.516

P9 17 F2		A. THOMAS / J. THOMAS		Ireson HONDA - Team Walters And Thomas Sidecar racing		
IDEAL LAP TIME : 1:58.980		BEST LAP TIME : 1:59.549		DIFFERENCE : 0.569		
LAP	SECTOR 1	SECTOR 2	LAP TIME	MPH	DIFF	TIME OF DAY
1 -		52.682	2:10.527	60.12	10.978	17:09:22.141
2 -	1:09.690	51.511	2:01.201	64.75	1.652	17:11:23.342
3 -	1:07.880	52.066	1:59.946 (3)	65.43	0.397	17:13:23.288
4 -	1:07.469	52.080	1:59.549 (1)	65.64		17:15:22.837
5 -	1:09.074	51.514	2:00.588	65.08	1.039	17:17:23.425
6 -	1:07.863	52.028	1:59.891 (2)	65.46	0.342	17:19:23.316

P10 7 F2		PEARSON / DODD		LCR SUZUKI - ABS Racing		
IDEAL LAP TIME : 1:58.372		BEST LAP TIME : 1:58.372		DIFFERENCE : 0.000		
LAP	SECTOR 1	SECTOR 2	LAP TIME	MPH	DIFF	TIME OF DAY
1 -		52.685	2:12.226	59.35	13.854	17:09:23.840
2 -	1:11.013	52.231	2:03.244	63.67	4.872	17:11:27.084
3 -	1:09.192	50.597	1:59.789 (2)	65.51	1.417	17:13:26.873
4 -	1:08.094	50.278	1:58.372 (1)	66.30		17:15:25.245
5 -	1:08.155	51.636	1:59.791 (3)	65.51	1.419	17:17:25.036
6 -	1:09.150	50.903	2:00.053	65.37	1.681	17:19:25.089

P11 96 F2		J. GALE / B. GALE		Ireson KTM 790 - The Old Market Inn/4everTT		
IDEAL LAP TIME : 1:58.093		BEST LAP TIME : 1:58.093		DIFFERENCE : 0.000		
LAP	SECTOR 1	SECTOR 2	LAP TIME	MPH	DIFF	TIME OF DAY
1 -		53.358	2:13.440	58.81	15.347	17:09:25.054
2 -	1:10.963	52.903	2:03.866	63.35	5.773	17:11:28.920
3 -	1:09.721	52.310	2:02.031	64.31	3.938	17:13:30.951
4 -	1:09.773	51.861	2:01.634 (3)	64.52	3.541	17:15:32.585
5 -	1:08.416	52.150	2:00.566 (2)	65.09	2.473	17:17:33.151
6 -	1:07.888	50.205	1:58.093 (1)	66.45		17:19:31.244

P12 21 F2		KING / SIGSWORTH		Lumley Ireson F2 - Townsend Motors		
IDEAL LAP TIME : 1:58.921		BEST LAP TIME : 1:58.921		DIFFERENCE : 0.000		
LAP	SECTOR 1	SECTOR 2	LAP TIME	MPH	DIFF	TIME OF DAY
1 -		53.163	2:11.391	59.73	12.470	17:09:23.005
2 -	1:11.282	52.349	2:03.631	63.47	4.710	17:11:26.636
3 -	1:11.310	52.140	2:03.450	63.57	4.529	17:13:30.086
4 -	1:10.024	52.104	2:02.128 (2)	64.26	3.207	17:15:32.214
5 -	1:10.963	52.007	2:02.970 (3)	63.82	4.049	17:17:35.184
6 -	1:07.387	51.534	1:58.921 (1)	65.99		17:19:34.105

International Sidecar Revival Meeting 2023

BMCRC F1 & F2 Sidecars

RACE 8 - SECTOR ANALYSIS



SECTOR 1 = FL to I1, SECTOR 2 = I1 to FL, DIFF = Difference To Personal Best Lap, P = Crossed Finish Line in Pit Lane, D = Time Disallowed

P13 60 F1		MOLYNEUX / COPPOCK		Baker Suzuki -		
IDEAL LAP TIME : 2:03.384		BEST LAP TIME : 2:03.430		DIFFERENCE : 0.046		
LAP	SECTOR 1	SECTOR 2	LAP TIME	MPH	DIFF	TIME OF DAY
1 -		52.250	2:13.586	58.74	10.156	17:09:25.200
2 -	1:12.315	51.960	2:04.275	63.15	0.845	17:11:29.475
3 -	1:12.305	51.614	2:03.919 (2)	63.33	0.489	17:13:33.394
4 -	1:12.166	52.084	2:04.250	63.16	0.820	17:15:37.644
5 -	1:12.700	51.501	2:04.201 (3)	63.18	0.771	17:17:41.845
6 -	1:12.212	51.218	2:03.430 (1)	63.58		17:19:45.275

P14 67 F1		JEFFREY / FIELD		Windle F1 - MJP/wesso racing		
IDEAL LAP TIME : 2:04.587		BEST LAP TIME : 2:05.065		DIFFERENCE : 0.478		
LAP	SECTOR 1	SECTOR 2	LAP TIME	MPH	DIFF	TIME OF DAY
1 -		53.575	2:15.641	57.85	10.576	17:09:27.255
2 -	1:13.631	53.680	2:07.311	61.64	2.246	17:11:34.566
3 -	1:13.349	52.728	2:06.077	62.24	1.012	17:13:40.643
4 -	1:12.366	52.699	2:05.065 (1)	62.75		17:15:45.708
5 -	1:13.137	52.221	2:05.358 (3)	62.60	0.293	17:17:51.066
6 -	1:12.483	52.665	2:05.148 (2)	62.71	0.083	17:19:56.214

P15 32 F2		ILLMAN / SUMNER		Ireson SUZUKI - North East Controls Ltd		
IDEAL LAP TIME : 2:06.160		BEST LAP TIME : 2:06.636		DIFFERENCE : 0.476		
LAP	SECTOR 1	SECTOR 2	LAP TIME	MPH	DIFF	TIME OF DAY
1 -		54.152	2:18.782	56.54	12.146	17:09:30.396
2 -	1:15.140	54.235	2:09.375	60.66	2.739	17:11:39.771
3 -	1:14.559	53.024	2:07.583 (3)	61.51	0.947	17:13:47.354
4 -	1:14.452	53.082	2:07.534 (2)	61.53	0.898	17:15:54.888
5 -	1:14.077	52.559	2:06.636 (1)	61.97		17:18:01.524
6 -	1:13.601	55.597	2:09.198	60.74	2.562	17:20:10.722

P16 121 F1		LAWRENCE / NIX		LCR YAMAHA - highfield transport, JHM autos		
IDEAL LAP TIME : 2:04.094		BEST LAP TIME : 2:05.882		DIFFERENCE : 1.788		
LAP	SECTOR 1	SECTOR 2	LAP TIME	MPH	DIFF	TIME OF DAY
1 -		53.359	2:15.863	57.76	9.981	17:09:27.477
2 -	1:11.465	1:21.145	2:32.610	51.42	26.728	17:12:00.087
3 -	1:15.150	57.250	2:12.400 (3)	59.27	6.518	17:14:12.487
4 -	1:11.152	54.730	2:05.882 (1)	62.34		17:16:18.369
5 -	1:13.894	52.942	2:06.836 (2)	61.87	0.954	17:18:25.205

P17 30 F2		BUTLER / HESBROOK		Ireson F2 - MDK Office Seating Ltd		
IDEAL LAP TIME : 2:12.526		BEST LAP TIME : 2:13.748		DIFFERENCE : 1.222		
LAP	SECTOR 1	SECTOR 2	LAP TIME	MPH	DIFF	TIME OF DAY
1 -		57.084	2:23.603	54.65	9.855	17:09:35.217
2 -	1:16.953	58.162	2:15.115 (3)	58.08	1.367	17:11:50.332
3 -	1:18.828	55.573	2:14.401 (2)	58.39	0.653	17:14:04.733
4 -	1:17.942	55.806	2:13.748 (1)	58.67		17:16:18.481
5 -	1:18.894	58.003	2:16.897	57.32	3.149	17:18:35.378

P18 19 F1		MACBRIDE / RESTALL		LCR YAMAHA 600 - Lifesafety Motorsport		
IDEAL LAP TIME : 2:14.980		BEST LAP TIME : 2:16.940		DIFFERENCE : 1.960		
LAP	SECTOR 1	SECTOR 2	LAP TIME	MPH	DIFF	TIME OF DAY
1 -		56.719	2:25.584	53.90	8.644	17:09:37.198
2 -	1:18.261	59.487	2:17.748	56.97	0.808	17:11:54.946
3 -	1:19.807	57.843	2:17.650 (3)	57.01	0.710	17:14:12.596
4 -	1:20.137	56.803	2:16.940 (1)	57.31		17:16:29.536
5 -	1:19.519	57.926	2:17.445 (2)	57.09	0.505	17:18:46.981

International Sidecar Revival Meeting 2023

BMCRC F1 & F2 Sidecars

RACE 8 - SECTOR ANALYSIS



SECTOR 1 = FL to I1, SECTOR 2 = I1 to FL, DIFF = Difference To Personal Best Lap, P = Crossed Finish Line in Pit Lane, D = Time Disallowed

P19		581 F2		DOBBS / SAUNDERS		Shelborne Yamaha -	
IDEAL LAP TIME : 2:29.712		BEST LAP TIME : 2:29.712		DIFFERENCE : 0.000			
LAP	SECTOR 1	SECTOR 2	LAP TIME	MPH	DIFF	TIME OF DAY	
1 -		1:04.117	2:43.074	48.12	13.362	17:09:54.688	
2 -	1:31.996	1:04.940	2:36.936 (3)	50.00	7.224	17:12:31.624	
3 -	1:29.996	1:04.242	2:34.238 (2)	50.88	4.526	17:15:05.862	
4 -	1:26.236	1:03.476	2:29.712 (1)	52.42		17:17:35.574	
5 -	1:31.681	1:05.542	2:37.223	49.91	7.511	17:20:12.797	

P20		188 F1		BEST / HAYNES		LCR KAWASAKI - Ecosse Consulting Ltd	
IDEAL LAP TIME : 2:11.277		BEST LAP TIME : 2:12.587		DIFFERENCE : 1.310			
LAP	SECTOR 1	SECTOR 2	LAP TIME	MPH	DIFF	TIME OF DAY	
1 -		56.373	2:26.064	53.73	13.477	17:09:37.678	
2 -	1:15.842	57.385	2:13.227 (2)	58.90	0.640	17:11:50.905	
3 -	1:18.765	55.435	2:14.200 (3)	58.48	1.613	17:14:05.105	
4 -	1:15.913	56.674	2:12.587 (1)	59.19		17:16:17.692	

International Sidecar Revival Meeting 2023

BMCRC F1 & F2 Sidecars

RACE 8 - BEST SECTORS

SECTOR 1			SECTOR 2			IDEAL / BEST COMPARISON						
POS	NO	NAME	TIME	NO	NAME	TIME	POS	NO	NAME	IDEAL	BEST	DIFF
									PERFECT LAP	1:49.355		
1	88	NICOL / PATTIE	1:02.858	88	NICOL / PATTIE	46.497	1	88	NICOL / PATTIE	1:49.355	1:49.444	0.089
2	62	WRIGHT / BAILEY	1:03.580	62	WRIGHT / BAILEY	46.801	2	62	WRIGHT / BAILEY	1:50.381	1:51.252	0.871
3	25	MACLAURIN / HOPE	1:05.658	65	FAIERS / PLUCKROSE	48.221	3	25	MACLAURIN / HOPE	1:53.963	1:54.634	0.671
4	65	FAIERS / PLUCKROSE	1:06.478	25	MACLAURIN / HOPE	48.305	4	65	FAIERS / PLUCKROSE	1:54.699	1:54.699	0.000
5	158	SAUNDERS / STELL	1:06.735	158	SAUNDERS / STELL	49.024	5	158	SAUNDERS / STELL	1:55.759	1:55.759	0.000
6	83	BUCHANAN / EVANS	1:06.821	113	HANDCOCK / BEVAN	49.249	6	113	HANDCOCK / BEVAN	1:56.792	1:56.792	0.000
7	21	KING / SIGSWORTH	1:07.387	95	REMNANT / TILLEY	50.086	7	83	BUCHANAN / EVANS	1:57.340	1:57.402	0.062
8	17	A. THOMAS / J. THOMAS	1:07.469	96	J. GALE / B. GALE	50.205	8	96	J. GALE / B. GALE	1:58.093	1:58.093	0.000
9	113	HANDCOCK / BEVAN	1:07.543	7	PEARSON / DODD	50.278	9	95	REMNANT / TILLEY	1:58.257	1:58.504	0.247
10	96	J. GALE / B. GALE	1:07.888	83	BUCHANAN / EVANS	50.519	10	7	PEARSON / DODD	1:58.372	1:58.372	0.000
11	7	PEARSON / DODD	1:08.094	60	MOLYNEUX / COPPOCK	51.218	11	21	KING / SIGSWORTH	1:58.921	1:58.921	0.000
12	95	REMNANT / TILLEY	1:08.171	17	A. THOMAS / J. THOMAS	51.511	12	17	A. THOMAS / J. THOMAS	1:58.980	1:59.549	0.569
13	121	LAWRENCE / NIX	1:11.152	21	KING / SIGSWORTH	51.534	13	60	MOLYNEUX / COPPO	2:03.384	2:03.430	0.046
14	60	MOLYNEUX / COPPOCK	1:12.166	67	JEFFREY / FIELD	52.221	14	121	LAWRENCE / NIX	2:04.094	2:05.882	1.788
15	67	JEFFREY / FIELD	1:12.366	32	ILLMAN / SUMNER	52.559	15	67	JEFFREY / FIELD	2:04.587	2:05.065	0.478
16	32	ILLMAN / SUMNER	1:13.601	121	LAWRENCE / NIX	52.942	16	32	ILLMAN / SUMNER	2:06.160	2:06.636	0.476
17	188	BEST / HAYNES	1:15.842	188	BEST / HAYNES	55.435	17	188	BEST / HAYNES	2:11.277	2:12.587	1.310
18	30	BUTLER / HESBROOK	1:16.953	30	BUTLER / HESBROOK	55.573	18	30	BUTLER / HESBROOK	2:12.526	2:13.748	1.222
19	19	MACBRIDE / RESTALL	1:18.261	19	MACBRIDE / RESTALL	56.719	19	19	MACBRIDE / RESTALL	2:14.980	2:16.940	1.960
20	581	DOBBS / SAUNDERS	1:26.236	581	DOBBS / SAUNDERS	1:03.476	20	581	DOBBS / SAUNDERS	2:29.712	2:29.712	0.000

International Sidecar Revival Meeting 2023

BMCRC F1 & F2 Sidecars

RACE 8 - STATISTICS

Competitors Started 20
Planned Start 2023-08-05 @ 17:00:00.000
Actual Start 2023-08-05 @ 17:07:11.613
Finish Time 2023-08-05 @ 17:18:13.627
Track Length 2.1800mi.
Total Laps 114
Total Distance Covered 248.5221mi.

Session Fastest Lap History

NO	CL	NAME	LAP TIME	TIME OF DAY	LAP	VEHICLE
88	F1	NICOL / PATTIE	1:49.848	17:10:57.073	2	LCR F1
88	F1	NICOL / PATTIE	1:49.444	17:12:46.518	3	LCR F1

Session Leader History

NO	CL	NAME	FROM LAP	LAPS LED	DISTANCE	VEHICLE
88	F1	NICOL / PATTIE	1	6	13.08 miles	LCR F1

Flag History

TYPE	TIME OF DAY
GREEN	17:07:11.613
FINISH	17:18:13.627

Flag Statistics

TYPE	COUNT	TOTAL LAPS	TOTAL TIME
Green	1	6	13:14.188
Red	0	0	0.000
Safety Car	0	0	0.000
FCY	0	0	0.000

International Sidecar Revival Meeting 2023

BMCRC F1 & F2 Sidecars

RACE 8 - STATISTICS

CLASS : F1

9 Starters

Fastest Lap History

NO	NAME	LAP TIME	TIME OF DAY	LAP	VEHICLE
88	NICOL / PATTIE	1:49.848	17:10:57.073	2	LCR F1
88	NICOL / PATTIE	1:49.444	17:12:46.518	3	LCR F1

Leader History

NO	NAME	FROM LAP	LAPS LED	DISTANCE	VEHICLE
88	NICOL / PATTIE	1	6	13.08 miles	LCR F1

International Sidecar Revival Meeting 2023

BMCRC F1 & F2 Sidecars

RACE 8 - STATISTICS

CLASS : F2

11 Starters

Fastest Lap History

NO	NAME	LAP TIME	TIME OF DAY	LAP	VEHICLE
113	HANDCOCK / BEVAN	1:58.678	17:11:14.902	2	Shelbourne F2
113	HANDCOCK / BEVAN	1:58.309	17:13:13.211	3	Shelbourne F2
83	BUCHANAN / EVANS	1:57.693	17:13:16.357	3	Lumley KAWASAKI
83	BUCHANAN / EVANS	1:57.666	17:17:12.035	5	Lumley KAWASAKI
113	HANDCOCK / BEVAN	1:56.792	17:19:07.383	6	Shelbourne F2
158	SAUNDERS / STELL	1:55.759	17:19:19.534	6	Ireson YAMAHA

Leader History

NO	NAME	FROM LAP	LAPS LED	DISTANCE	VEHICLE
113	HANDCOCK / BEVAN	1	6	13.08 miles	Shelbourne F2

International Sidecar Revival Meeting 2023

BMCRC F1 & F2 Sidecars

RACE 5 - GRID (8 Laps)



ROW 14	27	37	MORPHET / REILLY									
ROW 13	25	11	GILBERT / HILDIGE	26	9	CLARKE / JOHNSON						
ROW 12	23	73	PRING / PARKIN	24	22	LITHGOW / MARYNIAK						
ROW 11	21	55	RUSSELL / COOKE	22	58	L. EASTELL / M. EASTELL						
ROW 10			2:16.940	19	19	MACBRIDE / RESTALL	20	581	DOBBS / SAUNDERS	2:29.712		
ROW 9			2:12.587	17	188	BEST / HAYNES			2:13.748	18	30	BUTLER / HESBROOK
ROW 8			2:05.882	15	121	LAWRENCE / NIX			2:06.636	16	32	ILLMAN / SUMNER
ROW 7			2:03.430	13	60	MOLYNEUX / COPPOCK			2:05.065	14	67	JEFFREY / FIELD
ROW 6			1:58.921	11	21	KING / SIGSWORTH			1:59.549	12	17	A. THOMAS / J. THOMAS
ROW 5			1:58.372	9	7	PEARSON / DODD			1:58.504	10	95	REMNANT / TILLEY
ROW 4			1:57.402	7	83	BUCHANAN / EVANS			1:58.093	8	96	J. GALE / B. GALE
ROW 3			1:55.759	5	158	SAUNDERS / STELL			1:56.792	6	113	HANDCOCK / BEVAN
ROW 2			1:54.634	3	25	MACLAURIN / HOPE			1:54.699	4	65	FAIERS / PLUCKROSE
ROW 1			1:49.444	1	88	NICOL / PATTIE			1:51.252	2	62	WRIGHT / BAILEY
Pole												

Cadwell Park: 2.1800 miles

These results are provisional until the conclusion of any judicial and technical matters.

Clerk Of Course :	Stewards :	Timekeeper : <i>Craig Smith</i>
-------------------	------------	------------------------------------

Results can be found at www.tsl-timing.com

Printed - 17:24 Saturday, 05 August 2023



International Sidecar Revival Meeting 2023

BMCRC F1 & F2 Sidecars

RACE 5 - CLASSIFICATION



POS	NO	CL	PIC NAME	ENTRY	LAPS	TIME	GAP	DIFF	MPH	BEST	ON
1	88	F1	1 NICOL / PATTIE	LCR F1 -	7	13:06.760			69.82	1:50.601	2
2	62	F1	2 WRIGHT / BAILEY	Yamaha RYDE F998 - Stainless Steel Designs Ltd.	7	13:21.962	15.202	15.202	68.50	1:52.374	6
3	25	F1	3 MACLAURIN / HOPE	Ars1 YAMAHA R6 - Amr	7	13:24.983	18.223	3.021	68.24	1:52.256	6
4	65	F1	4 FAIERS / PLUCKROSE	Dean Ryde YAMAHA R6 - AWracing ltd	7	13:48.763	42.003	23.780	66.28	1:56.077	3
5	113	F2	1 HANDCOCK / BEVAN	Shelbourne F2 - r j contracting	7	14:01.652	54.892	12.889	65.27	1:58.469	6
6	55	F2	2 RUSSELL / COOKE	LCR SUZUKI -	7	14:03.711	56.951	2.059	65.11	1:55.022	6
7	158	F2	3 SAUNDERS / STELL	Ireson YAMAHA - The Royal Oak Worleston	7	14:05.339	58.579	1.628	64.98	1:58.797	6
8	21	F2	4 KING / SIGSWORTH	Lumley Ireson F2 - Townsend Motors	7	14:28.882	1:22.122	23.543	63.22	2:01.689	3
9	83	F2	5 BUCHANAN / EVANS	Lumley KAWASAKI - Bull Inn Racing	7	14:30.162	1:23.402	1.280	63.13	2:01.711	6
10	95	F2	6 REMNANT / TILLEY	Lumley KAWASAKI - none	7	14:33.916	1:27.156	3.754	62.86	2:01.603	7
11	7	F2	7 PEARSON / DODD	LCR SUZUKI - ABS Racing	7	14:40.938	1:34.178	7.022	62.36	2:00.887	7
12	60	F1	5 MOLYNEUX / COPPOCK	Baker Suzuki -	7	15:00.455	1:53.695	19.517	61.00	2:04.163	7
13	58	F2	8 L. EASTELL / M. EASTELL	Shelbourne R6 - Lee Eastell Engineering services ltd	7	15:02.393	1:55.633	1.938	60.87	2:01.235	4
14	121	F1	6 LAWRENCE / NIX	LCR YAMAHA - highfield transport, JHM autos	6	13:03.509	1 Lap	1 Lap	60.09	2:05.834	6
15	73	F2	9 PRING / PARKIN	Suzuki SHAND -	6	13:11.194	1 Lap	7.685	59.51	2:06.716	2
16	67	F1	7 JEFFREY / FIELD	Windle F1 - MJP/wesso racing	6	13:39.369	1 Lap	28.175	57.46	2:07.709	5
17	19	F1	8 MACBRIDE / RESTALL	LCR YAMAHA 600 - Lifesafety Motorsport	6	13:43.142	1 Lap	3.773	57.20	2:10.418	4
18	30	F2	10 BUTLER / HESBROOK	Ireson F2 - MDK Office Seating Ltd	6	13:54.278	1 Lap	11.136	56.44	2:13.938	6
19	17	F2	11 J. THOMAS / A. THOMAS	Ireson HONDA - Team Walters And Thomas Sidecar	6	14:16.060	1 Lap	21.782	55.00	2:12.603	2
20	581	F2	12 DOBBS / SAUNDERS	Shelborne Yamaha -	5	13:43.643	2 Laps	1 Lap	47.64	2:38.185	3

NOT CLASSIFIED

DNF	9	F1	CLARKE / JOHNSON	- Eddys Moto	5	11:03.286	2 Laps		59.16	2:03.190	5
DNF	32	F2	ILLMAN / SUMNER	Ireson SUZUKI - North East Controls Ltd	1	2:23.242	6 Laps	4 Laps	54.78		
DNF	96	F2	J. GALE / B. GALE	Ireson KTM 790 - The Old Market Inn/4everTT	0						

FASTEST LAP

88	F1	NICOL / PATTIE	LCR F1 -	2	1:50.601	70.95 mph	114.19 kph
55	F2	RUSSELL / COOKE	LCR SUZUKI -	6	1:55.022	68.23 mph	109.80 kph

Class F1 - 92.5% of Race Speed = 64.58 mph
 Class F2 - 92.5% of Race Speed = 60.37 mph

Weather / Track : Cloudy / Wet

These results are provisional until the conclusion of any judicial and technical matters.

Race Distance: 7 Laps / 15.26 miles

Cadwell Park: 2.1800 miles

Date: 06/08/2023 Start: 11:12 Finish: 11:25

Clerk Of Course :

Stewards :

Timekeeper :

Craig Smith

Results can be found at www.tsl-timing.com

Printed - 11:41 Sunday, 06 August 2023



International Sidecar Revival Meeting 2023

BMCRC F1 & F2 Sidecars

RACE 5 - LAP CHART

LAP 1 @ 11:13:58.774

NO	BEHIND	LAP TIME
88		1:56.722
62	3.077	1:59.799
25	7.437	2:04.159
113	7.580	2:04.302
65	8.641	2:05.363
158	11.177	2:07.899
7	12.117	2:08.839
95	13.290	2:10.012
83	14.819	2:11.541
21	15.215	2:11.937
58	16.251	2:12.973
55	16.476	2:13.198
60	18.209	2:14.931
121	23.129	2:19.851
32	26.520	2:23.242
73	28.012	2:24.734
17	28.108	2:24.830
30	32.475	2:29.197
19	33.149	2:29.871
67	33.682	2:30.404
9	35.173	2:31.895
581	59.178	2:55.900

LAP 2 @ 11:15:49.375

NO	BEHIND	LAP TIME
88		1:50.601
62	6.671	1:54.195
25	10.293	1:53.457
65	15.561	1:57.521
113	18.702	2:01.723
158	20.004	1:59.428
7	24.154	2:02.638
95	25.930	2:03.241
21	26.786	2:02.172
83	27.037	2:02.819
58	28.293	2:02.643
55	28.615	2:02.740
60	40.277	2:12.669
121	43.607	2:11.079
73	44.127	2:06.716
17	50.110	2:12.603
67	55.822	2:12.741
9	58.896	2:14.324
30	59.351	2:17.477
19	1:00.186	2:17.638

LAP 3 @ 11:17:40.483

NO	BEHIND	LAP TIME
88		1:51.108
581	1 Lap	2:44.609
62	8.344	1:52.781
25	13.062	1:53.877
65	20.530	1:56.077
113	26.861	1:59.267
158	28.893	1:59.997
21	37.367	2:01.689
55	38.750	2:01.243
83	40.104	2:04.175
58	41.163	2:03.978
95	43.221	2:08.399
7	52.103	2:19.057
60	57.014	2:07.845

121	1:01.680	2:09.181
73	1:02.390	2:09.371
67	1:14.841	2:10.127
9	1:15.595	2:07.807
19	1:23.940	2:14.862
30	1:26.220	2:17.977

LAP 4 @ 11:19:31.132

NO	BEHIND	LAP TIME
88		1:50.649
17	1 Lap	2:52.784
62	10.799	1:53.104
25	16.713	1:54.300
65	26.223	1:56.342
113	36.609	2:00.397
158	38.142	1:59.898
55	47.604	1:59.503
581	1 Lap	2:38.185
21	50.958	2:04.240
58	51.749	2:01.235
83	52.584	2:03.129
95	55.827	2:03.255
7	1:04.730	2:03.276
60	1:13.676	2:07.311
121	1:18.829	2:07.798
73	1:19.577	2:07.836
9	1:31.016	2:06.070
67	1:34.280	2:10.088
19	1:43.709	2:10.418

LAP 5 @ 11:21:23.240

NO	BEHIND	LAP TIME
88		1:52.108
30	1 Lap	2:17.820
62	11.942	1:53.251
25	17.291	1:52.686
17	1 Lap	2:17.535
65	31.196	1:57.081
113	43.171	1:58.670
158	45.212	1:59.178
55	51.965	1:56.469
21	1:02.008	2:03.158
83	1:03.476	2:03.000
95	1:08.224	2:04.505
7	1:16.434	2:03.812
60	1:29.479	2:07.911
58	1:30.325	2:30.684
121	1:36.487	2:09.766
581	1 Lap	2:41.770
73	1:40.760	2:13.291
9	1:42.098	2:03.190
67	1:49.881	2:07.709

LAP 6 @ 11:23:14.100

NO	BEHIND	LAP TIME
88		1:50.860
19	1 Lap	2:11.264
62	13.456	1:52.374
25	18.687	1:52.256
30	1 Lap	2:17.869
65	38.132	1:57.796
113	50.780	1:58.469
17	1 Lap	2:15.346
158	53.149	1:58.797

55	56.127	1:55.022
21	1:13.303	2:02.155
83	1:14.327	2:01.711
95	1:20.265	2:02.901
7	1:28.003	2:02.429
60	1:44.244	2:05.625
58	1:45.385	2:05.920
121	1:51.461	2:05.834

LAP 7 @ 11:25:08.812

NO	BEHIND	LAP TIME
88		1:54.712
73	1 Lap	2:09.246
62	15.202	1:56.458
25	18.223	1:54.248
67	1 Lap	2:28.300
19	1 Lap	2:19.089
581	2 Laps	2:43.179
65	42.003	1:58.583
30	1 Lap	2:13.938
113	54.892	1:58.824
55	56.951	1:55.536
158	58.579	2:00.142
17	1 Lap	2:12.962
21	1:22.122	2:03.531
83	1:23.402	2:03.787
95	1:27.156	2:01.603
7	1:34.178	2:00.887
60	1:53.695	2:04.163
58	1:55.633	2:04.960

International Sidecar Revival Meeting 2023

BMCRC F1 & F2 Sidecars

RACE 5 - POSITION CHART

No	Name	Lap							
		Pos	1	2	3	4	5	6	7
88	NICOL / PATTIE	1	88	88	88	88	88	88	88
62	WRIGHT / BAILEY	2	62	62	62	62	62	62	62
25	MACLAURIN / HOPE	3	25	25	25	25	25	25	25
65	FAIERS / PLUCKROSE	4	113	65	65	65	65	65	65
158	SAUNDERS / STELL	5	65	113	113	113	113	113	113
113	HANDCOCK / BEVAN	6	158	158	158	158	158	158	55
83	BUCHANAN / EVANS	7	7	7	21	55	55	55	158
96	J. GALE / B. GALE	8	95	95	55	21	21	21	21
7	PEARSON / DODD	9	83	21	83	58	83	83	83
95	REMNANT / TILLEY	10	21	83	58	83	95	95	95
21	KING / SIGSWORTH	11	58	58	95	95	7	7	7
17	J. THOMAS / A. THOMAS	12	55	55	7	7	60	60	60
60	MOLYNEUX / COPPOCK	13	60	60	60	60	58	58	58
67	JEFFREY / FIELD	14	121	121	121	121	121	121	121
121	LAWRENCE / NIX	15	32	73	73	73	73	73	73
32	ILLMAN / SUMNER	16	73	17	67	9	9	67	67
30	BUTLER / HESBROOK	17	17	67	9	67	67	19	19
19	MACBRIDE / RESTALL	18	30	9	19	19	19	30	30
581	DOBBS / SAUNDERS	19	19	30	30	30	30	17	17
55	RUSSELL / COOKE	20	67	19	17	17	17	17	17
58	L. EASTELL / M. EASTELL	21	9	581	581	581	581	581	581
73	PRING / PARKIN	22	581						
9	CLARKE / JOHNSON	23							

International Sidecar Revival Meeting 2023

BMCRC F1 & F2 Sidecars

RACE 5 - SECTOR ANALYSIS



SECTOR 1 = FL to I1, SECTOR 2 = I1 to FL, DIFF = Difference To Personal Best Lap, P = Crossed Finish Line in Pit Lane, D = Time Disallowed

P1 88 F1 NICOL / PATTIE		LCR F1 -				
IDEAL LAP TIME : 1:50.206		BEST LAP TIME : 1:50.601		DIFFERENCE : 0.395		
LAP	SECTOR 1	SECTOR 2	LAP TIME	MPH	DIFF	TIME OF DAY
1 -		46.710	1:56.722	67.23	6.121	11:13:58.774
2 -	1:04.086	46.515	1:50.601 (1)	70.95		11:15:49.375
3 -	1:03.729	47.379	1:51.108	70.63	0.507	11:17:40.483
4 -	1:04.074	46.575	1:50.649 (2)	70.92	0.048	11:19:31.132
5 -	1:04.145	47.963	1:52.108	70.00	1.507	11:21:23.240
6 -	1:04.383	46.477	1:50.860 (3)	70.79	0.259	11:23:14.100
7 -	1:05.678	49.034	1:54.712	68.41	4.111	11:25:08.812

P2 62 F1 WRIGHT / BAILEY		Yamaha RYDE F998 - Stainless Steel Designs Ltd.				
IDEAL LAP TIME : 1:51.758		BEST LAP TIME : 1:52.374		DIFFERENCE : 0.616		
LAP	SECTOR 1	SECTOR 2	LAP TIME	MPH	DIFF	TIME OF DAY
1 -		48.544	1:59.799	65.51	7.425	11:14:01.851
2 -	1:05.903	48.292	1:54.195	68.72	1.821	11:15:56.046
3 -	1:04.872	47.909	1:52.781 (2)	69.58	0.407	11:17:48.827
4 -	1:05.753	47.351	1:53.104 (3)	69.38	0.730	11:19:41.931
5 -	1:06.365	46.886	1:53.251	69.29	0.877	11:21:35.182
6 -	1:04.909	47.465	1:52.374 (1)	69.83		11:23:27.556
7 -	1:06.612	49.846	1:56.458	67.38	4.084	11:25:24.014

P3 25 F1 MACLAURIN / HOPE		Ars1 YAMAHA R6 - Amr				
IDEAL LAP TIME : 1:52.110		BEST LAP TIME : 1:52.256		DIFFERENCE : 0.146		
LAP	SECTOR 1	SECTOR 2	LAP TIME	MPH	DIFF	TIME OF DAY
1 -		49.455	2:04.159	63.20	11.903	11:14:06.211
2 -	1:05.361	48.096	1:53.457 (3)	69.17	1.201	11:15:59.668
3 -	1:05.253	48.624	1:53.877	68.91	1.621	11:17:53.545
4 -	1:05.645	48.655	1:54.300	68.66	2.044	11:19:47.845
5 -	1:04.983	47.703	1:52.686 (2)	69.64	0.430	11:21:40.531
6 -	1:04.407	47.849	1:52.256 (1)	69.91		11:23:32.787
7 -	1:06.459	47.789	1:54.248	68.69	1.992	11:25:27.035

P4 65 F1 FAIERS / PLUCKROSE		Dean Ryde YAMAHA R6 - AW Racing Ltd				
IDEAL LAP TIME : 1:55.930		BEST LAP TIME : 1:56.077		DIFFERENCE : 0.147		
LAP	SECTOR 1	SECTOR 2	LAP TIME	MPH	DIFF	TIME OF DAY
1 -		49.855	2:05.363	62.60	9.286	11:14:07.415
2 -	1:08.142	49.379	1:57.521	66.78	1.444	11:16:04.936
3 -	1:06.699	49.378	1:56.077 (1)	67.61		11:18:01.013
4 -	1:06.880	49.462	1:56.342 (2)	67.45	0.265	11:19:57.355
5 -	1:07.850	49.231	1:57.081 (3)	67.03	1.004	11:21:54.436
6 -	1:08.142	49.654	1:57.796	66.62	1.719	11:23:52.232
7 -	1:08.185	50.398	1:58.583	66.18	2.506	11:25:50.815

P5 113 F2 HANDCOCK / BEVAN		Shelbourne F2 - rj contracting				
IDEAL LAP TIME : 1:57.978		BEST LAP TIME : 1:58.469		DIFFERENCE : 0.491		
LAP	SECTOR 1	SECTOR 2	LAP TIME	MPH	DIFF	TIME OF DAY
1 -		49.999	2:04.302	63.13	5.833	11:14:06.354
2 -	1:10.739	50.984	2:01.723	64.47	3.254	11:16:08.077
3 -	1:09.122	50.145	1:59.267	65.80	0.798	11:18:07.344
4 -	1:09.367	51.030	2:00.397	65.18	1.928	11:20:07.741
5 -	1:08.867	49.803	1:58.670 (2)	66.13	0.201	11:22:06.411
6 -	1:08.175	50.294	1:58.469 (1)	66.24		11:24:04.880
7 -	1:08.566	50.258	1:58.824 (3)	66.04	0.355	11:26:03.704

International Sidecar Revival Meeting 2023

BMCRC F1 & F2 Sidecars

RACE 5 - SECTOR ANALYSIS



SECTOR 1 = FL to I1, SECTOR 2 = I1 to FL, DIFF = Difference To Personal Best Lap, P = Crossed Finish Line in Pit Lane, D = Time Disallowed

P6 55 F2		RUSSELL / COOKE		LCR SUZUKI -			
IDEAL LAP TIME : 1:55.000		BEST LAP TIME : 1:55.022		DIFFERENCE : 0.022			
LAP	SECTOR 1	SECTOR 2	LAP TIME	MPH	DIFF	TIME OF DAY	
1 -		51.701	2:13.198	58.92	18.176	11:14:15.250	
2 -	1:10.397	52.343	2:02.740	63.94	7.718	11:16:17.990	
3 -	1:10.418	50.825	2:01.243	64.73	6.221	11:18:19.233	
4 -	1:09.718	49.785	1:59.503	65.67	4.481	11:20:18.736	
5 -	1:07.728	48.741	1:56.469 (3)	67.38	1.447	11:22:15.205	
6 -	1:06.610	48.412	1:55.022 (1)	68.23		11:24:10.227	
7 -	1:06.588	48.948	1:55.536 (2)	67.92	0.514	11:26:05.763	

P7 158 F2		SAUNDERS / STELL		Ireson YAMAHA - The Royal Oak Worleston			
IDEAL LAP TIME : 1:58.632		BEST LAP TIME : 1:58.797		DIFFERENCE : 0.165			
LAP	SECTOR 1	SECTOR 2	LAP TIME	MPH	DIFF	TIME OF DAY	
1 -		50.971	2:07.899	61.36	9.102	11:14:09.951	
2 -	1:09.036	50.392	1:59.428 (3)	65.71	0.631	11:16:09.379	
3 -	1:09.434	50.563	1:59.997	65.40	1.200	11:18:09.376	
4 -	1:09.220	50.678	1:59.898	65.45	1.101	11:20:09.274	
5 -	1:08.901	50.277	1:59.178 (2)	65.85	0.381	11:22:08.452	
6 -	1:08.355	50.442	1:58.797 (1)	66.06		11:24:07.249	
7 -	1:09.402	50.740	2:00.142	65.32	1.345	11:26:07.391	

P8 21 F2		KING / SIGSWORTH		Lumley Ireson F2 - Townsend Motors			
IDEAL LAP TIME : 2:01.262		BEST LAP TIME : 2:01.689		DIFFERENCE : 0.427			
LAP	SECTOR 1	SECTOR 2	LAP TIME	MPH	DIFF	TIME OF DAY	
1 -		52.612	2:11.937	59.48	10.248	11:14:13.989	
2 -	1:10.233	51.939	2:02.172 (3)	64.23	0.483	11:16:16.161	
3 -	1:10.660	51.029	2:01.689 (1)	64.49		11:18:17.850	
4 -	1:11.358	52.882	2:04.240	63.16	2.551	11:20:22.090	
5 -	1:11.877	51.281	2:03.158	63.72	1.469	11:22:25.248	
6 -	1:10.443	51.712	2:02.155 (2)	64.24	0.466	11:24:27.403	
7 -	1:11.733	51.798	2:03.531	63.53	1.842	11:26:30.934	

P9 83 F2		BUCHANAN / EVANS		Lumley KAWASAKI - Bull Inn Racing			
IDEAL LAP TIME : 2:01.529		BEST LAP TIME : 2:01.711		DIFFERENCE : 0.182			
LAP	SECTOR 1	SECTOR 2	LAP TIME	MPH	DIFF	TIME OF DAY	
1 -		52.240	2:11.541	59.66	9.830	11:14:13.593	
2 -	1:10.078	52.741	2:02.819 (2)	63.89	1.108	11:16:16.412	
3 -	1:11.389	52.786	2:04.175	63.20	2.464	11:18:20.587	
4 -	1:09.617	53.512	2:03.129	63.73	1.418	11:20:23.716	
5 -	1:11.015	51.985	2:03.000 (3)	63.80	1.289	11:22:26.716	
6 -	1:09.799	51.912	2:01.711 (1)	64.48		11:24:28.427	
7 -	1:11.004	52.783	2:03.787	63.39	2.076	11:26:32.214	

P10 95 F2		REMNANT / TILLEY		Lumley KAWASAKI - none			
IDEAL LAP TIME : 2:01.603		BEST LAP TIME : 2:01.603		DIFFERENCE : 0.000			
LAP	SECTOR 1	SECTOR 2	LAP TIME	MPH	DIFF	TIME OF DAY	
1 -		51.923	2:10.012	60.36	8.409	11:14:12.064	
2 -	1:10.845	52.396	2:03.241 (3)	63.68	1.638	11:16:15.305	
3 -	1:13.805	54.594	2:08.399	61.12	6.796	11:18:23.704	
4 -	1:11.538	51.717	2:03.255	63.67	1.652	11:20:26.959	
5 -	1:12.485	52.020	2:04.505	63.03	2.902	11:22:31.464	
6 -	1:11.094	51.807	2:02.901 (2)	63.85	1.298	11:24:34.365	
7 -	1:10.793	50.810	2:01.603 (1)	64.53		11:26:35.968	

International Sidecar Revival Meeting 2023

BMCRC F1 & F2 Sidecars

RACE 5 - SECTOR ANALYSIS



SECTOR 1 = FL to I1, SECTOR 2 = I1 to FL, DIFF = Difference To Personal Best Lap, P = Crossed Finish Line in Pit Lane, D = Time Disallowed

P11 7 F2		PEARSON / DODD		LCR SUZUKI - ABS Racing		
IDEAL LAP TIME : 2:00.764		BEST LAP TIME : 2:00.887		DIFFERENCE : 0.123		
LAP	SECTOR 1	SECTOR 2	LAP TIME	MPH	DIFF	TIME OF DAY
1 -		51.170	2:08.839	60.91	7.952	11:14:10.891
2 -	1:10.616	52.022	2:02.638 (3)	63.99	1.751	11:16:13.529
3 -	1:10.669	1:08.388	2:19.057	56.43	18.170	11:18:32.586
4 -	1:10.775	52.501	2:03.276	63.66	2.389	11:20:35.862
5 -	1:11.856	51.956	2:03.812	63.38	2.925	11:22:39.674
6 -	1:10.627	51.802	2:02.429 (2)	64.10	1.542	11:24:42.103
7 -	1:09.594	51.293	2:00.887 (1)	64.92		11:26:42.990

P12 60 F1		MOLYNEUX / COPPOCK		Baker Suzuki -		
IDEAL LAP TIME : 2:04.163		BEST LAP TIME : 2:04.163		DIFFERENCE : 0.000		
LAP	SECTOR 1	SECTOR 2	LAP TIME	MPH	DIFF	TIME OF DAY
1 -		52.762	2:14.931	58.16	10.768	11:14:16.983
2 -	1:19.729	52.940	2:12.669	59.15	8.506	11:16:29.652
3 -	1:15.231	52.614	2:07.845	61.38	3.682	11:18:37.497
4 -	1:14.998	52.313	2:07.311 (3)	61.64	3.148	11:20:44.808
5 -	1:13.949	53.962	2:07.911	61.35	3.748	11:22:52.719
6 -	1:13.362	52.263	2:05.625 (2)	62.47	1.462	11:24:58.344
7 -	1:12.430	51.733	2:04.163 (1)	63.20		11:27:02.507

P13 58 F2		L EASTELL / M. EASTELL		Shelbourne R6 - Lee Eastell Engineering services ltd		
IDEAL LAP TIME : 2:01.235		BEST LAP TIME : 2:01.235		DIFFERENCE : 0.000		
LAP	SECTOR 1	SECTOR 2	LAP TIME	MPH	DIFF	TIME OF DAY
1 -		52.938	2:12.973	59.02	11.738	11:14:15.025
2 -	1:10.287	52.356	2:02.643 (2)	63.99	1.408	11:16:17.668
3 -	1:10.893	53.085	2:03.978 (3)	63.30	2.743	11:18:21.646
4 -	1:09.562	51.673	2:01.235 (1)	64.73		11:20:22.881
5 -	1:11.362	1:19.322	2:30.684	52.08	29.449	11:22:53.565
6 -	1:12.784	53.136	2:05.920	62.32	4.685	11:24:59.485
7 -	1:11.805	53.155	2:04.960	62.80	3.725	11:27:04.445

P14 121 F1		LAWRENCE / NIX		LCR YAMAHA - highfield transport, JHM autos		
IDEAL LAP TIME : 2:05.803		BEST LAP TIME : 2:05.834		DIFFERENCE : 0.031		
LAP	SECTOR 1	SECTOR 2	LAP TIME	MPH	DIFF	TIME OF DAY
1 -		54.262	2:19.851	56.11	14.017	11:14:21.903
2 -	1:15.616	55.463	2:11.079	59.87	5.245	11:16:32.982
3 -	1:15.452	53.729	2:09.181 (3)	60.75	3.347	11:18:42.163
4 -	1:13.528	54.270	2:07.798 (2)	61.40	1.964	11:20:49.961
5 -	1:13.843	55.923	2:09.766	60.47	3.932	11:22:59.727
6 -	1:13.559	52.275	2:05.834 (1)	62.36		11:25:05.561

P15 73 F2		PRING / PARKIN		Suzuki SHAND -		
IDEAL LAP TIME : 2:06.129		BEST LAP TIME : 2:06.716		DIFFERENCE : 0.587		
LAP	SECTOR 1	SECTOR 2	LAP TIME	MPH	DIFF	TIME OF DAY
1 -		54.475	2:24.734	54.22	18.018	11:14:26.786
2 -	1:14.099	52.617	2:06.716 (1)	61.93		11:16:33.502
3 -	1:15.578	53.793	2:09.371	60.66	2.655	11:18:42.873
4 -	1:13.512	54.324	2:07.836 (2)	61.39	1.120	11:20:50.709
5 -	1:13.548	59.743	2:13.291	58.87	6.575	11:23:04.000
6 -	1:15.457	53.789	2:09.246 (3)	60.72	2.530	11:25:13.246

International Sidecar Revival Meeting 2023

BMCRC F1 & F2 Sidecars

RACE 5 - SECTOR ANALYSIS



SECTOR 1 = FL to I1, SECTOR 2 = I1 to FL, DIFF = Difference To Personal Best Lap, P = Crossed Finish Line in Pit Lane, D = Time Disallowed

P16 67 F1		JEFFREY / FIELD		Windle F1 - MJP/wesso racing		
IDEAL LAP TIME : 2:07.709		BEST LAP TIME : 2:07.709		DIFFERENCE : 0.000		
LAP	SECTOR 1	SECTOR 2	LAP TIME	MPH	DIFF	TIME OF DAY
1 -		57.753	2:30.404	52.17	22.695	11:14:32.456
2 -	1:18.352	54.389	2:12.741	59.12	5.032	11:16:45.197
3 -	1:15.746	54.381	2:10.127 (3)	60.31	2.418	11:18:55.324
4 -	1:16.511	53.577	2:10.088 (2)	60.32	2.379	11:21:05.412
5 -	1:14.903	52.806	2:07.709 (1)	61.45		11:23:13.121
6 -	1:19.263	1:09.037	2:28.300	52.92	20.591	11:25:41.421

P17 19 F1		MACBRIDE / RESTALL		LCR YAMAHA 600 - Lifesafety Motorsport		
IDEAL LAP TIME : 2:10.418		BEST LAP TIME : 2:10.418		DIFFERENCE : 0.000		
LAP	SECTOR 1	SECTOR 2	LAP TIME	MPH	DIFF	TIME OF DAY
1 -		58.058	2:29.871	52.36	19.453	11:14:31.923
2 -	1:20.217	57.421	2:17.638	57.01	7.220	11:16:49.561
3 -	1:18.770	56.092	2:14.862 (3)	58.19	4.444	11:19:04.423
4 -	1:15.727	54.691	2:10.418 (1)	60.17		11:21:14.841
5 -	1:16.445	54.819	2:11.264 (2)	59.78	0.846	11:23:26.105
6 -	1:18.016	1:01.073	2:19.089	56.42	8.671	11:25:45.194

P18 30 F2		BUTLER / HESBROOK		Ireson F2 - MDK Office Seating Ltd		
IDEAL LAP TIME : 2:13.938		BEST LAP TIME : 2:13.938		DIFFERENCE : 0.000		
LAP	SECTOR 1	SECTOR 2	LAP TIME	MPH	DIFF	TIME OF DAY
1 -		57.602	2:29.197	52.60	15.259	11:14:31.249
2 -	1:19.205	58.272	2:17.477 (2)	57.08	3.539	11:16:48.726
3 -	1:20.048	57.929	2:17.977	56.87	4.039	11:19:06.703
4 -	1:19.692	58.128	2:17.820 (3)	56.94	3.882	11:21:24.523
5 -	1:20.864	57.005	2:17.869	56.92	3.931	11:23:42.392
6 -	1:18.667	55.271	2:13.938 (1)	58.59		11:25:56.330

P19 17 F2		J. THOMAS / A. THOMAS		Ireson HONDA - Team Walters And Thomas Sidecar racing		
IDEAL LAP TIME : 2:12.179		BEST LAP TIME : 2:12.603		DIFFERENCE : 0.424		
LAP	SECTOR 1	SECTOR 2	LAP TIME	MPH	DIFF	TIME OF DAY
1 -		54.918	2:24.830	54.18	12.227	11:14:26.882
2 -	1:17.379	55.224	2:12.603 (1)	59.18		11:16:39.485
3 -	1:17.906	1:34.878	2:52.784	45.42	40.181	11:19:32.269
4 -	1:20.893	56.642	2:17.535	57.06	4.932	11:21:49.804
5 -	1:19.859	55.487	2:15.346 (3)	57.98	2.743	11:24:05.150
6 -	1:18.162	54.800	2:12.962 (2)	59.02	0.359	11:26:18.112

P20 581 F2		DOBBS / SAUNDERS		Shelborne Yamaha -		
IDEAL LAP TIME : 2:38.185		BEST LAP TIME : 2:38.185		DIFFERENCE : 0.000		
LAP	SECTOR 1	SECTOR 2	LAP TIME	MPH	DIFF	TIME OF DAY
1 -		1:09.910	2:55.900	44.61	17.715	11:14:57.952
2 -	1:35.391	1:09.218	2:44.609	47.67	6.424	11:17:42.561
3 -	1:32.290	1:05.895	2:38.185 (1)	49.61		11:20:20.746
4 -	1:33.270	1:08.500	2:41.770 (2)	48.51	3.585	11:23:02.516
5 -	1:34.510	1:08.669	2:43.179 (3)	48.09	4.994	11:25:45.695

P21 9 F1		CLARKE / JOHNSON		- Eddys Moto		
IDEAL LAP TIME : 2:03.190		BEST LAP TIME : 2:03.190		DIFFERENCE : 0.000		
LAP	SECTOR 1	SECTOR 2	LAP TIME	MPH	DIFF	TIME OF DAY
1 -		57.736	2:31.895	51.66	28.705	11:14:33.947
2 -	1:18.390	55.934	2:14.324	58.42	11.134	11:16:48.271
3 -	1:13.967	53.840	2:07.807 (3)	61.40	4.617	11:18:56.078
4 -	1:13.686	52.384	2:06.070 (2)	62.25	2.880	11:21:02.148
5 -	1:11.258	51.932	2:03.190 (1)	63.70		11:23:05.338

International Sidecar Revival Meeting 2023

BMCRC F1 & F2 Sidecars

RACE 5 - SECTOR ANALYSIS



SECTOR 1 = FL to I1, SECTOR 2 = I1 to FL, DIFF = Difference To Personal Best Lap, P = Crossed Finish Line in Pit Lane, D = Time Disallowed

P22	32 F2	ILLMAN / SUMNER	Ireson SUZUKI - North East Controls Ltd			
IDEAL LAP TIME :		BEST LAP TIME :		DIFFERENCE :		
LAP	SECTOR 1	SECTOR 2	LAP TIME	MPH	DIFF	TIME OF DAY
1 -		54.153	2:23.242	54.78		11:14:25.294

International Sidecar Revival Meeting 2023

BMCRC F1 & F2 Sidecars

RACE 5 - BEST SECTORS

SECTOR 1			SECTOR 2			IDEAL / BEST COMPARISON						
POS	NO	NAME	TIME	NO	NAME	TIME	POS	NO	NAME	IDEAL	BEST	DIFF
									PERFECT LAP	1:50.206		
1	88	NICOL / PATTIE	1:03.729	88	NICOL / PATTIE	46.477	1	88	NICOL / PATTIE	1:50.206	1:50.601	0.395
2	25	MACLAURIN / HOPE	1:04.407	62	WRIGHT / BAILEY	46.886	2	62	WRIGHT / BAILEY	1:51.758	1:52.374	0.616
3	62	WRIGHT / BAILEY	1:04.872	25	MACLAURIN / HOPE	47.703	3	25	MACLAURIN / HOPE	1:52.110	1:52.256	0.146
4	55	RUSSELL / COOKE	1:06.588	55	RUSSELL / COOKE	48.412	4	55	RUSSELL / COOKE	1:55.000	1:55.022	0.022
5	65	FAIERS / PLUCKROSE	1:06.699	65	FAIERS / PLUCKROSE	49.231	5	65	FAIERS / PLUCKROSE	1:55.930	1:56.077	0.147
6	113	HANDCOCK / BEVAN	1:08.175	113	HANDCOCK / BEVAN	49.803	6	113	HANDCOCK / BEVAN	1:57.978	1:58.469	0.491
7	158	SAUNDERS / STELL	1:08.355	158	SAUNDERS / STELL	50.277	7	158	SAUNDERS / STELL	1:58.632	1:58.797	0.165
8	58	L. EASTELL / M. EASTELL	1:09.562	95	REMNANT / TILLEY	50.810	8	7	PEARSON / DODD	2:00.764	2:00.887	0.123
9	7	PEARSON / DODD	1:09.594	21	KING / SIGSWORTH	51.029	9	58	L. EASTELL / M. EASTELL	2:01.235	2:01.235	0.000
10	83	BUCHANAN / EVANS	1:09.617	7	PEARSON / DODD	51.170	10	21	KING / SIGSWORTH	2:01.262	2:01.689	0.427
11	21	KING / SIGSWORTH	1:10.233	58	L. EASTELL / M. EASTELL	51.673	11	83	BUCHANAN / EVANS	2:01.529	2:01.711	0.182
12	95	REMNANT / TILLEY	1:10.793	60	MOLYNEUX / COPPOCK	51.733	12	95	REMNANT / TILLEY	2:01.603	2:01.603	0.000
13	9	CLARKE / JOHNSON	1:11.258	83	BUCHANAN / EVANS	51.912	13	9	CLARKE / JOHNSON	2:03.190	2:03.190	0.000
14	60	MOLYNEUX / COPPOCK	1:12.430	9	CLARKE / JOHNSON	51.932	14	60	MOLYNEUX / COPPOCK	2:04.163	2:04.163	0.000
15	73	PRING / PARKIN	1:13.512	121	LAWRENCE / NIX	52.275	15	121	LAWRENCE / NIX	2:05.803	2:05.834	0.031
16	121	LAWRENCE / NIX	1:13.528	73	PRING / PARKIN	52.617	16	73	PRING / PARKIN	2:06.129	2:06.716	0.587
17	67	JEFFREY / FIELD	1:14.903	67	JEFFREY / FIELD	52.806	17	67	JEFFREY / FIELD	2:07.709	2:07.709	0.000
18	19	MACBRIDE / RESTALL	1:15.727	32	ILLMAN / SUMNER	54.153	18	19	MACBRIDE / RESTALL	2:10.418	2:10.418	0.000
19	17	J. THOMAS / A. THOMAS	1:17.379	19	MACBRIDE / RESTALL	54.691	19	17	J. THOMAS / A. THOMAS	2:12.179	2:12.603	0.424
20	30	BUTLER / HESBROOK	1:18.667	17	J. THOMAS / A. THOMAS	54.800	20	30	BUTLER / HESBROOK	2:13.938	2:13.938	0.000
21	581	DOBBS / SAUNDERS	1:32.290	30	BUTLER / HESBROOK	55.271	21	581	DOBBS / SAUNDERS	2:38.185	2:38.185	0.000
22				581	DOBBS / SAUNDERS	1:05.895	22	32	ILLMAN / SUMNER			
23												

International Sidecar Revival Meeting 2023

BMCRC F1 & F2 Sidecars

RACE 5 - STATISTICS

Competitors Started 23
Planned Start 2023-08-06 @ 10:50:00.000
Actual Start 2023-08-06 @ 11:12:02.052
Finish Time 2023-08-06 @ 11:25:04.326
Track Length 2.1800mi.
Total Laps 138
Total Distance Covered 300.8425mi.

Session Fastest Lap History

NO	CL	NAME	LAP TIME	TIME OF DAY	LAP	VEHICLE
88	F1	NICOL / PATTIE	1:50.601	11:15:49.386	2	LCR F1

Session Leader History

NO	CL	NAME	FROM LAP	LAPS LED	DISTANCE	VEHICLE
88	F1	NICOL / PATTIE	1	7	15.26 miles	LCR F1

Flag History

TYPE	TIME OF DAY
GREEN	11:12:02.052
FINISH	11:25:04.326

Flag Statistics

TYPE	COUNT	TOTAL LAPS	TOTAL TIME
Green	1	7	15:30.417
Red	0	0	0.000
Safety Car	0	0	0.000
FCY	0	0	0.000

International Sidecar Revival Meeting 2023

BMCRC F1 & F2 Sidecars

RACE 5 - STATISTICS

CLASS : F1

9 Starters

Fastest Lap History

NO	NAME	LAP TIME	TIME OF DAY	LAP	VEHICLE
88	NICOL / PATTIE	1:50.601	11:15:49.386	2	LCR F1

Leader History

NO	NAME	FROM LAP	LAPS LED	DISTANCE	VEHICLE
88	NICOL / PATTIE	1	7	15.26 miles	LCR F1

International Sidecar Revival Meeting 2023

BMCRC F1 & F2 Sidecars

RACE 5 - STATISTICS

CLASS : F2

14 Starters

Fastest Lap History

NO	NAME	LAP TIME	TIME OF DAY	LAP	VEHICLE
113	HANDCOCK / BEVAN	2:01.723	11:16:08.098	2	Shelbourne F2
158	SAUNDERS / STELL	1:59.428	11:16:09.397	2	Ireson YAMAHA
113	HANDCOCK / BEVAN	1:59.267	11:18:07.365	3	Shelbourne F2
113	HANDCOCK / BEVAN	1:58.670	11:22:06.433	5	Shelbourne F2
55	RUSSELL / COOKE	1:56.469	11:22:15.244	5	LCR SUZUKI
55	RUSSELL / COOKE	1:55.022	11:24:10.267	6	LCR SUZUKI

Leader History

NO	NAME	FROM LAP	LAPS LED	DISTANCE	VEHICLE
113	HANDCOCK / BEVAN	1	7	15.26 miles	Shelbourne F2

International Sidecar Revival Meeting 2023

BMCRC F1 & F2 Sidecars

RACE 13 - GRID (7 Laps)



ROW 14	27	37	MORPHET / REILLY	
ROW 13	25	22	LITHGOW / MARYNIAK	26 11 GILBERT / HILDIGE
ROW 12			2:38.185	
ROW 12	23	581	DOBBS / SAUNDERS	24 188 BEST / HAYNES
ROW 11			2:13.938	
ROW 11	21	30	BUTLER / HESBROOK	22 32 ILLMAN / SUMNER
ROW 10			2:10.418	
ROW 10	19	19	MACBRIDE / RESTALL	20 17 J. THOMAS / A. THOMAS
ROW 9			2:06.716	
ROW 9	17	73	PRING / PARKIN	18 67 JEFFREY / FIELD
ROW 8			2:04.163	
ROW 8	15	60	MOLYNEUX / COPPOCK	16 121 LAWRENCE / NIX
ROW 7			2:03.190	
ROW 7	13	9	CLARKE / JOHNSON	14 96 J. GALE / B. GALE
ROW 6			2:01.689	
ROW 6	11	21	KING / SIGSWORTH	12 83 BUCHANAN / EVANS
ROW 5			2:01.235	
ROW 5	9	58	L. EASTELL / M. EASTELL	10 95 REMNANT / TILLEY
ROW 4			1:58.797	
ROW 4	7	158	SAUNDERS / STELL	8 7 PEARSON / DODD
ROW 3			1:56.077	
ROW 3	5	65	FAIERS / PLUCKROSE	6 113 HANDCOCK / BEVAN
ROW 2			1:52.374	
ROW 2	3	62	WRIGHT / BAILEY	4 55 RUSSELL / COOKE
ROW 1			1:50.601	
ROW 1	1	88	NICOL / PATTIE	2 25 MACLAURIN / HOPE
Pole				

Cadwell Park: 2.1800 miles

These results are provisional until the conclusion of any judicial and technical matters.

Clerk Of Course :	Stewards :	Timekeeper : <i>Craig Smith</i>
-------------------	------------	------------------------------------

Results can be found at www.tsl-timing.com

Printed - 11:44 Sunday, 06 August 2023



International Sidecar Revival Meeting 2023

BMCRC F1 & F2 Sidecars

RACE 13 - CLASSIFICATION



POS	NO	CL	PIC NAME	ENTRY	LAPS	TIME	GAP	DIFF	MPH	BEST	ON
1	25	F1	1 MACLAURIN / HOPE	Ars1 YAMAHA R6 - Amr	7	12:15.026			74.74	1:43.128	5
2	62	F1	2 WRIGHT / BAILEY	Yamaha RYDE F998 - Stainless Steel Designs Ltd.	7	12:22.792	7.766	7.766	73.95	1:43.308	3
3	7	F2	1 PEARSON / DODD	LCR SUZUKI - ABS Racing	7	12:23.688	8.662	0.896	73.87	1:44.200	4
4	9	F1	3 CLARKE / JOHNSON	- Eddys Moto	7	12:29.673	14.647	5.985	73.28	1:44.552	3
5	113	F2	2 HANDCOCK / BEVAN	Shelbourne F2 - r j contracting	7	12:41.980	26.954	12.307	72.09	1:46.865	4
6	21	F2	3 KING / SIGSWORTH	Lumley Ireson F2 - Townsend Motors	7	12:44.099	29.073	2.119	71.89	1:47.164	5
7	65	F1	4 FAIERS / PLUCKROSE	Dean Ryde YAMAHA R6 - AWracing ltd	7	12:48.806	33.780	4.707	71.45	1:47.992	6
8	83	F2	4 BUCHANAN / EVANS	Lumley KAWASAKI - Bull Inn Racing	7	12:57.953	42.927	9.147	70.61	1:47.728	2
9	58	F2	5 L. EASTELL / M. EASTELL	Shelbourne R6 - Lee Eastell Engineering services ltd	7	13:02.030	47.004	4.077	70.24	1:49.407	4
10	121	F1	5 LAWRENCE / NIX	LCR YAMAHA - highfield transport, JHM autos	7	13:05.687	50.661	3.657	69.92	1:49.017	6
11	73	F2	6 PRING / PARKIN	Suzuki SHAND -	7	13:13.953	58.927	8.266	69.19	1:50.717	5
12	60	F1	6 MOLYNEUX / COPPOCK	Baker Suzuki -	7	13:14.976	59.950	1.023	69.10	1:51.127	6
13	17	F2	7 J. THOMAS / A. THOMAS	Ireson HONDA - Team Walters And Thomas Sidecar	7	13:36.045	1:21.019	21.069	67.32	1:53.932	3
14	32	F2	8 ILLMAN / SUMNER	Ireson SUZUKI - North East Controls Ltd	7	13:48.830	1:33.804	12.785	66.28	1:55.386	6
15	30	F2	9 BUTLER / HESBROOK	Ireson F2 - MDK Office Seating Ltd	6	12:55.967	1 Lap	1 Lap	60.68	2:07.175	4
16	19	F1	7 MACBRIDE / RESTALL	LCR YAMAHA 600 - Lifesafety Motorsport	6	12:57.330	1 Lap	1.363	60.57	2:07.027	4
17	581	F2	10 DOBBS / SAUNDERS	Shelborne Yamaha -	6	13:27.372	1 Lap	30.042	58.32	2:11.266	5

NOT CLASSIFIED

DNF	158	F2	SAUNDERS / STELL	Ireson YAMAHA - The Royal Oak Worleston	6	10:56.189	1 Lap		71.76	1:46.322	3
DNF	95	F2	REMNANT / TILLEY	Lumley KAWASAKI - none	2	3:49.496	5 Laps	4 Laps	68.39	1:50.941	2
DNF	88	F1	NICOL / PATTIE	LCR F1 -	1	1:49.905	6 Laps	1 Lap	71.40		
DNF	96	F2	J. GALE / B. GALE	Ireson KTM 790 - The Old Market Inn/4everTT	1	2:03.406	6 Laps	13.501	63.59		

FASTEST LAP

	25	F1	MACLAURIN / HOPE	Ars1 YAMAHA R6 - Amr	5	1:43.128			76.10 mph	122.47 kph	
	7	F2	PEARSON / DODD	LCR SUZUKI - ABS Racing	4	1:44.200			75.31 mph	121.21 kph	

Class F1 - 92.5% of Race Speed = 69.13 mph

Class F2 - 92.5% of Race Speed = 68.32 mph

Weather / Track : Cloudy / Dry

These results are provisional until the conclusion of any judicial and technical matters.

Race Distance: 7 Laps / 15.26 miles

Cadwell Park: 2.1800 miles

Date: 06/08/2023 Start: 15:37 Finish: 15:50

Clerk Of Course :

Stewards :

Timekeeper :

Craig Smith

Results can be found at www.tsl-timing.com

Printed - 15:55 Sunday, 06 August 2023



International Sidecar Revival Meeting 2023

BMCRC F1 & F2 Sidecars

RACE 13 - LAP CHART

LAP 1 @ 15:39:46.516

NO	BEHIND	LAP TIME
88		1:49.905
25	0.774	1:50.679
62	3.652	1:53.557
7	3.943	1:53.848
65	5.509	1:55.414
113	5.753	1:55.658
21	7.294	1:57.199
95	8.650	1:58.555
58	8.822	1:58.727
9	8.908	1:58.813
83	9.502	1:59.407
17	10.432	2:00.337
158	10.842	2:00.747
60	11.285	2:01.190
73	11.539	2:01.444
121	11.721	2:01.626
96	13.501	2:03.406
32	16.546	2:06.451
19	25.775	2:15.680
30	26.676	2:16.581
581	34.715	2:24.620

LAP 2 @ 15:41:34.101

NO	BEHIND	LAP TIME
25		1:46.811
62	0.361	1:44.294
7	2.051	1:45.693
113	6.989	1:48.821
9	7.463	1:46.140
65	7.595	1:49.671
21	7.821	1:48.112
83	9.645	1:47.728
95	12.006	1:50.941
58	12.365	1:51.128
158	12.560	1:49.303
60	16.587	1:52.887
73	16.847	1:52.893
121	17.066	1:52.930
17	21.340	1:58.493
32	28.232	1:59.271
30	47.001	2:07.910
19	47.461	2:09.271
581	1:01.093	2:13.963

LAP 3 @ 15:43:17.770

NO	BEHIND	LAP TIME
62		1:43.308
25	0.509	1:44.178
7	3.271	1:44.889
9	8.346	1:44.552
113	10.945	1:47.625
21	12.529	1:48.377
65	13.418	1:49.492
83	14.038	1:48.062
158	15.213	1:46.322
58	19.354	1:50.658
60	24.345	1:51.427
121	24.472	1:51.075
73	25.174	1:51.996
17	31.603	1:53.932
32	41.807	1:57.244
30	1:10.661	2:07.329

19	1:11.929	2:08.137
581	1:29.519	2:12.095

LAP 4 @ 15:45:01.279

NO	BEHIND	LAP TIME
62		1:43.509
25	0.402	1:43.402
7	3.962	1:44.200
9	9.579	1:44.742
113	14.301	1:46.865
21	16.433	1:47.413
65	18.139	1:48.230
158	18.483	1:46.779
83	19.504	1:48.975
58	25.252	1:49.407
121	30.315	1:49.352
73	32.636	1:50.971
60	33.814	1:52.978
17	42.204	1:54.110
32	54.769	1:56.471
30	1:34.327	2:07.175
19	1:35.447	2:07.027

LAP 5 @ 15:46:44.809

NO	BEHIND	LAP TIME
25		1:43.128
62	1.131	1:44.661
7	4.797	1:44.365
9	10.851	1:44.802
581	1 Lap	2:11.365
113	18.241	1:47.470
21	20.067	1:47.164
158	21.495	1:46.542
65	22.798	1:48.189
83	24.763	1:48.789
58	31.190	1:49.468
121	38.859	1:52.074
73	39.823	1:50.717
60	41.614	1:51.330
17	55.637	1:56.963
32	1:07.558	1:56.319

LAP 6 @ 15:48:28.465

NO	BEHIND	LAP TIME
25		1:43.656
62	6.130	1:48.655
7	7.130	1:45.989
9	12.242	1:45.047
30	1 Lap	2:07.996
19	1 Lap	2:09.065
113	21.951	1:47.366
21	23.917	1:47.506
158	24.335	1:46.496
65	27.134	1:47.992
83	31.214	1:50.107
58	39.213	1:51.679
581	1 Lap	2:11.266
121	44.220	1:49.017
73	47.610	1:51.443
60	49.085	1:51.127
17	1:08.479	1:56.498
32	1:19.288	1:55.386

LAP 7 @ 15:50:11.637

NO	BEHIND	LAP TIME
25		1:43.172
62	7.766	1:44.808
7	8.662	1:44.704
9	14.647	1:45.577
113	26.954	1:48.175
21	29.073	1:48.328
65	33.780	1:49.818
30	1 Lap	2:08.976
19	1 Lap	2:08.150
83	42.927	1:54.885
58	47.004	1:50.963
121	50.661	1:49.613
73	58.927	1:54.489
60	59.950	1:54.037
581	1 Lap	2:14.063
17	1:21.019	1:55.712
32	1:33.804	1:57.688

International Sidecar Revival Meeting 2023

BMCRC F1 & F2 Sidecars

RACE 13 - POSITION CHART

No	Name	Lap							
		Pos	1	2	3	4	5	6	7
88	NICOL / PATTIE	1	88	25	62	62	25	25	25
25	MACLAURIN / HOPE	2	25	62	25	25	62	62	62
62	WRIGHT / BAILEY	3	62	7	7	7	7	7	7
65	FAIERS / PLUCKROSE	4	7	113	9	9	9	9	9
113	HANDCOCK / BEVAN	5	65	9	113	113	113	113	113
158	SAUNDERS / STELL	6	113	65	21	21	21	21	21
7	PEARSON / DODD	7	21	21	65	65	158	158	65
58	L. EASTELL / M. EASTELL	8	95	83	83	158	65	65	83
95	REMNANT / TILLEY	9	58	95	158	83	83	83	58
21	KING / SIGSWORTH	10	9	58	58	58	58	58	121
83	BUCHANAN / EVANS	11	83	158	60	121	121	121	73
9	CLARKE / JOHNSON	12	17	60	121	73	73	73	60
60	MOLYNEUX / COPPOCK	13	158	73	73	60	60	60	17
121	LAWRENCE / NIX	14	60	121	17	17	17	17	32
73	PRING / PARKIN	15	73	17	32	32	32	32	
19	MACBRIDE / RESTALL	16	121	32	30	30	30	30	
17	J. THOMAS / A. THOMAS	17	96	30	19	19	19	19	
30	BUTLER / HESBROOK	18	32	19	581	581	581	581	
581	DOBBS / SAUNDERS	19	19	581					
96	J. GALE / B. GALE	20	30						
32	ILLMAN / SUMNER	21	581						

International Sidecar Revival Meeting 2023

BMCRC F1 & F2 Sidecars

RACE 13 - SECTOR ANALYSIS



SECTOR 1 = FL to I1, SECTOR 2 = I1 to FL, DIFF = Difference To Personal Best Lap, P = Crossed Finish Line in Pit Lane, D = Time Disallowed

P1 25 F1		MACLAURIN / HOPE		Ars1 YAMAHA R6 - Amr		
IDEAL LAP TIME : 1:42.202		BEST LAP TIME : 1:43.128		DIFFERENCE : 0.926		
LAP	SECTOR 1	SECTOR 2	LAP TIME	MPH	DIFF	TIME OF DAY
1 -		44.363	1:50.679	70.90	7.551	15:39:47.290
2 -	1:01.073	45.738	1:46.811	73.47	3.683	15:41:34.101
3 -	1:00.142	44.036	1:44.178	75.33	1.050	15:43:18.279
4 -	59.260	44.142	1:43.402 (3)	75.89	0.274	15:45:01.681
5 -	59.740	43.388	1:43.128 (1)	76.10		15:46:44.809
6 -	59.716	43.940	1:43.656	75.71	0.528	15:48:28.465
7 -	58.814	44.358	1:43.172 (2)	76.06	0.044	15:50:11.637

P2 62 F1		WRIGHT / BAILEY		Yamaha RYDE F998 - Stainless Steel Designs Ltd.		
IDEAL LAP TIME : 1:43.283		BEST LAP TIME : 1:43.308		DIFFERENCE : 0.025		
LAP	SECTOR 1	SECTOR 2	LAP TIME	MPH	DIFF	TIME OF DAY
1 -		44.604	1:53.557	69.11	10.249	15:39:50.168
2 -	59.858	44.436	1:44.294 (3)	75.24	0.986	15:41:34.462
3 -	59.435	43.873	1:43.308 (1)	75.96		15:43:17.770
4 -	59.410	44.099	1:43.509 (2)	75.82	0.201	15:45:01.279
5 -	1:00.360	44.301	1:44.661	74.98	1.353	15:46:45.940
6 -	1:03.534	45.121	1:48.655	72.22	5.347	15:48:34.595
7 -	1:00.370	44.438	1:44.808	74.88	1.500	15:50:19.403

P3 7 F2		PEARSON / DODD		LCR SUZUKI - ABS Racing		
IDEAL LAP TIME : 1:44.139		BEST LAP TIME : 1:44.200		DIFFERENCE : 0.061		
LAP	SECTOR 1	SECTOR 2	LAP TIME	MPH	DIFF	TIME OF DAY
1 -		45.339	1:53.848	68.93	9.648	15:39:50.459
2 -	1:00.832	44.861	1:45.693	74.25	1.493	15:41:36.152
3 -	1:00.706	44.183	1:44.889	74.82	0.689	15:43:21.041
4 -	1:00.043	44.157	1:44.200 (1)	75.31		15:45:05.241
5 -	1:00.269	44.096	1:44.365 (2)	75.19	0.165	15:46:49.606
6 -	1:00.643	45.346	1:45.989	74.04	1.789	15:48:35.595
7 -	1:00.248	44.456	1:44.704 (3)	74.95	0.504	15:50:20.299

P4 9 F1		CLARKE / JOHNSON		- Eddys Moto		
IDEAL LAP TIME : 1:44.263		BEST LAP TIME : 1:44.552		DIFFERENCE : 0.289		
LAP	SECTOR 1	SECTOR 2	LAP TIME	MPH	DIFF	TIME OF DAY
1 -		47.367	1:58.813	66.05	14.261	15:39:55.424
2 -	1:00.676	45.464	1:46.140	73.94	1.588	15:41:41.564
3 -	1:00.354	44.198	1:44.552 (1)	75.06		15:43:26.116
4 -	1:00.078	44.664	1:44.742 (2)	74.92	0.190	15:45:10.858
5 -	1:00.065	44.737	1:44.802 (3)	74.88	0.250	15:46:55.660
6 -	1:00.101	44.946	1:45.047	74.71	0.495	15:48:40.707
7 -	1:00.615	44.962	1:45.577	74.33	1.025	15:50:26.284

P5 113 F2		HANDCOCK / BEVAN		Shelbourne F2 - rj contracting		
IDEAL LAP TIME : 1:46.865		BEST LAP TIME : 1:46.865		DIFFERENCE : 0.000		
LAP	SECTOR 1	SECTOR 2	LAP TIME	MPH	DIFF	TIME OF DAY
1 -		46.021	1:55.658	67.85	8.793	15:39:52.269
2 -	1:02.656	46.165	1:48.821	72.11	1.956	15:41:41.090
3 -	1:01.956	45.669	1:47.625	72.92	0.760	15:43:28.715
4 -	1:01.914	44.951	1:46.865 (1)	73.43		15:45:15.580
5 -	1:02.133	45.337	1:47.470 (3)	73.02	0.605	15:47:03.050
6 -	1:02.249	45.117	1:47.366 (2)	73.09	0.501	15:48:50.416
7 -	1:03.013	45.162	1:48.175	72.54	1.310	15:50:38.591

International Sidecar Revival Meeting 2023

BMCRC F1 & F2 Sidecars

RACE 13 - SECTOR ANALYSIS



SECTOR 1 = FL to I1, SECTOR 2 = I1 to FL, DIFF = Difference To Personal Best Lap, P = Crossed Finish Line in Pit Lane, D = Time Disallowed

P6 21 F2 KING / SIGSWORTH		Lumley Ireson F2 - Townsend Motors				
IDEAL LAP TIME : 1:46.959		BEST LAP TIME : 1:47.164		DIFFERENCE : 0.205		
LAP	SECTOR 1	SECTOR 2	LAP TIME	MPH	DIFF	TIME OF DAY
1 -		46.695	1:57.199	66.96	10.035	15:39:53.810
2 -	1:02.123	45.989	1:48.112	72.59	0.948	15:41:41.922
3 -	1:02.272	46.105	1:48.377	72.41	1.213	15:43:30.299
4 -	1:01.649	45.764	1:47.413 (2)	73.06	0.249	15:45:17.712
5 -	1:01.195	45.969	1:47.164 (1)	73.23		15:47:04.876
6 -	1:01.717	45.789	1:47.506 (3)	73.00	0.342	15:48:52.382
7 -	1:02.001	46.327	1:48.328	72.44	1.164	15:50:40.710

P7 65 F1 FAIERS / PLUCKROSE		Dean Ryde YAMAHA R6 - AW Racing Ltd				
IDEAL LAP TIME : 1:47.410		BEST LAP TIME : 1:47.992		DIFFERENCE : 0.582		
LAP	SECTOR 1	SECTOR 2	LAP TIME	MPH	DIFF	TIME OF DAY
1 -		46.111	1:55.414	67.99	7.422	15:39:52.025
2 -	1:02.436	47.235	1:49.671	71.56	1.679	15:41:41.696
3 -	1:03.095	46.397	1:49.492	71.67	1.500	15:43:31.188
4 -	1:02.197	46.033	1:48.230 (3)	72.51	0.238	15:45:19.418
5 -	1:02.976	45.213	1:48.189 (2)	72.54	0.197	15:47:07.607
6 -	1:02.268	45.724	1:47.992 (1)	72.67		15:48:55.599
7 -	1:03.467	46.351	1:49.818	71.46	1.826	15:50:45.417

P8 83 F2 BUCHANAN / EVANS		Lumley KAWASAKI - Bull Inn Racing				
IDEAL LAP TIME : 1:47.728		BEST LAP TIME : 1:47.728		DIFFERENCE : 0.000		
LAP	SECTOR 1	SECTOR 2	LAP TIME	MPH	DIFF	TIME OF DAY
1 -		47.553	1:59.407	65.72	11.679	15:39:56.018
2 -	1:01.800	45.928	1:47.728 (1)	72.85		15:41:43.746
3 -	1:01.864	46.198	1:48.062 (2)	72.62	0.334	15:43:31.808
4 -	1:02.851	46.124	1:48.975	72.01	1.247	15:45:20.783
5 -	1:02.417	46.372	1:48.789 (3)	72.14	1.061	15:47:09.572
6 -	1:03.510	46.597	1:50.107	71.27	2.379	15:48:59.679
7 -	1:05.499	49.386	1:54.885	68.31	7.157	15:50:54.564

P9 58 F2 L EASTELL / M. EASTELL		Shelbourne R6 - Lee Eastell Engineering services ltd				
IDEAL LAP TIME : 1:49.125		BEST LAP TIME : 1:49.407		DIFFERENCE : 0.282		
LAP	SECTOR 1	SECTOR 2	LAP TIME	MPH	DIFF	TIME OF DAY
1 -		47.475	1:58.727	66.10	9.320	15:39:55.338
2 -	1:03.792	47.336	1:51.128	70.62	1.721	15:41:46.466
3 -	1:04.782	45.876	1:50.658 (3)	70.92	1.251	15:43:37.124
4 -	1:03.334	46.073	1:49.407 (1)	71.73		15:45:26.531
5 -	1:03.249	46.219	1:49.468 (2)	71.69	0.061	15:47:15.999
6 -	1:03.834	47.845	1:51.679	70.27	2.272	15:49:07.678
7 -	1:03.810	47.153	1:50.963	70.72	1.556	15:50:58.641

P10 121 F1 LAWRENCE / NIX		LCR YAMAHA - highfield transport, JHM autos				
IDEAL LAP TIME : 1:48.495		BEST LAP TIME : 1:49.017		DIFFERENCE : 0.522		
LAP	SECTOR 1	SECTOR 2	LAP TIME	MPH	DIFF	TIME OF DAY
1 -		47.699	2:01.626	64.52	12.609	15:39:58.237
2 -	1:05.558	47.372	1:52.930	69.49	3.913	15:41:51.167
3 -	1:04.708	46.367	1:51.075	70.65	2.058	15:43:42.242
4 -	1:03.096	46.256	1:49.352 (2)	71.76	0.335	15:45:31.594
5 -	1:03.845	48.229	1:52.074	70.02	3.057	15:47:23.668
6 -	1:03.377	45.640	1:49.017 (1)	71.98		15:49:12.685
7 -	1:04.214	45.399	1:49.613 (3)	71.59	0.596	15:51:02.298

International Sidecar Revival Meeting 2023

BMCRC F1 & F2 Sidecars

RACE 13 - SECTOR ANALYSIS



SECTOR 1 = FL to I1, SECTOR 2 = I1 to FL, DIFF = Difference To Personal Best Lap, P = Crossed Finish Line in Pit Lane, D = Time Disallowed

P11 73 F2		PRING / PARKIN		Suzuki SHAND -		
IDEAL LAP TIME : 1:50.355		BEST LAP TIME : 1:50.717		DIFFERENCE : 0.362		
LAP	SECTOR 1	SECTOR 2	LAP TIME	MPH	DIFF	TIME OF DAY
1 -		48.000	2:01.444	64.62	10.727	15:39:58.055
2 -	1:05.261	47.632	1:52.893	69.51	2.176	15:41:50.948
3 -	1:05.546	46.450	1:51.996	70.07	1.279	15:43:42.944
4 -	1:04.423	46.548	1:50.971 (2)	70.72	0.254	15:45:33.915
5 -	1:04.785	45.932	1:50.717 (1)	70.88		15:47:24.632
6 -	1:04.817	46.626	1:51.443 (3)	70.42	0.726	15:49:16.075
7 -	1:06.646	47.843	1:54.489	68.54	3.772	15:51:10.564

P12 60 F1		MOLYNEUX / COPPOCK		Baker Suzuki -		
IDEAL LAP TIME : 1:50.659		BEST LAP TIME : 1:51.127		DIFFERENCE : 0.468		
LAP	SECTOR 1	SECTOR 2	LAP TIME	MPH	DIFF	TIME OF DAY
1 -		48.051	2:01.190	64.75	10.063	15:39:57.801
2 -	1:05.258	47.629	1:52.887	69.52	1.760	15:41:50.688
3 -	1:04.046	47.381	1:51.427 (3)	70.43	0.300	15:43:42.115
4 -	1:04.656	48.322	1:52.978	69.46	1.851	15:45:35.093
5 -	1:04.493	46.837	1:51.330 (2)	70.49	0.203	15:47:26.423
6 -	1:04.514	46.613	1:51.127 (1)	70.62		15:49:17.550
7 -	1:05.313	48.724	1:54.037	68.82	2.910	15:51:11.587

P13 17 F2		J. THOMAS / A. THOMAS		Ireson HONDA - Team Walters And Thomas Sidecar racing		
IDEAL LAP TIME : 1:53.366		BEST LAP TIME : 1:53.932		DIFFERENCE : 0.566		
LAP	SECTOR 1	SECTOR 2	LAP TIME	MPH	DIFF	TIME OF DAY
1 -		47.753	2:00.337	65.21	6.405	15:39:56.948
2 -	1:05.695	52.798	1:58.493	66.23	4.561	15:41:55.441
3 -	1:05.892	48.040	1:53.932 (1)	68.88		15:43:49.373
4 -	1:06.439	47.671	1:54.110 (2)	68.77	0.178	15:45:43.483
5 -	1:06.943	50.020	1:56.963	67.09	3.031	15:47:40.446
6 -	1:08.083	48.415	1:56.498	67.36	2.566	15:49:36.944
7 -	1:07.362	48.350	1:55.712 (3)	67.82	1.780	15:51:32.656

P14 32 F2		ILLMAN / SUMNER		Ireson SUZUKI - North East Controls Ltd		
IDEAL LAP TIME : 1:54.937		BEST LAP TIME : 1:55.386		DIFFERENCE : 0.449		
LAP	SECTOR 1	SECTOR 2	LAP TIME	MPH	DIFF	TIME OF DAY
1 -		49.025	2:06.451	62.06	11.065	15:40:03.062
2 -	1:10.487	48.784	1:59.271	65.80	3.885	15:42:02.333
3 -	1:08.697	48.547	1:57.244	66.93	1.858	15:43:59.577
4 -	1:08.445	48.026	1:56.471 (3)	67.38	1.085	15:45:56.048
5 -	1:08.718	47.601	1:56.319 (2)	67.47	0.933	15:47:52.367
6 -	1:07.336	48.050	1:55.386 (1)	68.01		15:49:47.753
7 -	1:09.579	48.109	1:57.688	66.68	2.302	15:51:45.441

P15 30 F2		BUTLER / HESBROOK		Ireson F2 - MDK Office Seating Ltd		
IDEAL LAP TIME : 2:06.347		BEST LAP TIME : 2:07.175		DIFFERENCE : 0.828		
LAP	SECTOR 1	SECTOR 2	LAP TIME	MPH	DIFF	TIME OF DAY
1 -		53.066	2:16.581	57.46	9.406	15:40:13.192
2 -	1:13.799	54.111	2:07.910 (3)	61.35	0.735	15:42:21.102
3 -	1:14.021	53.308	2:07.329 (2)	61.63	0.154	15:44:28.431
4 -	1:13.778	53.397	2:07.175 (1)	61.71		15:46:35.606
5 -	1:14.314	53.682	2:07.996	61.31	0.821	15:48:43.602
6 -	1:16.407	52.569	2:08.976	60.84	1.801	15:50:52.578

International Sidecar Revival Meeting 2023

BMCRC F1 & F2 Sidecars

RACE 13 - SECTOR ANALYSIS



SECTOR 1 = FL to I1, SECTOR 2 = I1 to FL, DIFF = Difference To Personal Best Lap, P = Crossed Finish Line in Pit Lane, D = Time Disallowed

P16 19 F1		MACBRIDE / RESTALL		LCR YAMAHA 600 - Lifesafety Motorsport		
IDEAL LAP TIME : 2:06.801		BEST LAP TIME : 2:07.027		DIFFERENCE : 0.226		
LAP	SECTOR 1	SECTOR 2	LAP TIME	MPH	DIFF	TIME OF DAY
1 -		54.211	2:15.680	57.84	8.653	15:40:12.291
2 -	1:15.790	53.481	2:09.271	60.71	2.244	15:42:21.562
3 -	1:14.842	53.295	2:08.137 (2)	61.24	1.110	15:44:29.699
4 -	1:13.961	53.066	2:07.027 (1)	61.78		15:46:36.726
5 -	1:16.225	52.840	2:09.065	60.80	2.038	15:48:45.791
6 -	1:14.700	53.450	2:08.150 (3)	61.24	1.123	15:50:53.941

P17 581 F2		DOBBS / SAUNDERS		Shelborne Yamaha -		
IDEAL LAP TIME : 2:10.416		BEST LAP TIME : 2:11.266		DIFFERENCE : 0.850		
LAP	SECTOR 1	SECTOR 2	LAP TIME	MPH	DIFF	TIME OF DAY
1 -		56.901	2:24.620	54.26	13.354	15:40:21.231
2 -	1:17.870	56.093	2:13.963	58.58	2.697	15:42:35.194
3 -	1:16.207	55.888	2:12.095 (3)	59.41	0.829	15:44:47.289
4 -	1:15.169	56.196	2:11.365 (2)	59.74	0.099	15:46:58.654
5 -	1:16.019	55.247	2:11.266 (1)	59.78		15:49:09.920
6 -	1:15.395	58.668	2:14.063	58.54	2.797	15:51:23.983

P18 158 F2		SAUNDERS / STELL		Ireson YAMAHA - The Royal Oak Worleston		
IDEAL LAP TIME : 1:45.422		BEST LAP TIME : 1:46.322		DIFFERENCE : 0.900		
LAP	SECTOR 1	SECTOR 2	LAP TIME	MPH	DIFF	TIME OF DAY
1 -		50.769	2:00.747	64.99	14.425	15:39:57.358
2 -	1:02.087	47.216	1:49.303	71.80	2.981	15:41:46.661
3 -	1:01.743	44.579	1:46.322 (1)	73.81		15:43:32.983
4 -	1:00.843	45.936	1:46.779	73.49	0.457	15:45:19.762
5 -	1:01.780	44.762	1:46.542 (3)	73.66	0.220	15:47:06.304
6 -	1:01.141	45.355	1:46.496 (2)	73.69	0.174	15:48:52.800

P19 95 F2		REMNANT / TILLEY		Lumley KAWASAKI - none		
IDEAL LAP TIME : 1:50.941		BEST LAP TIME : 1:50.941		DIFFERENCE : 0.000		
LAP	SECTOR 1	SECTOR 2	LAP TIME	MPH	DIFF	TIME OF DAY
1 -		47.591	1:58.555	66.19	7.614	15:39:55.166
2 -	1:03.644	47.297	1:50.941 (1)	70.74		15:41:46.107

P20 88 F1		NICOL / PATTIE		LCR F1 -		
IDEAL LAP TIME : 1:45.955		BEST LAP TIME :		DIFFERENCE :		
LAP	SECTOR 1	SECTOR 2	LAP TIME	MPH	DIFF	TIME OF DAY
1 -		44.253	1:49.905	71.40		15:39:46.516

P21 96 F2		J. GALE / B. GALE		Ireson KTM 790 - The Old Market Inn/4everTT		
IDEAL LAP TIME :		BEST LAP TIME :		DIFFERENCE :		
LAP	SECTOR 1	SECTOR 2	LAP TIME	MPH	DIFF	TIME OF DAY
1 -		48.684	2:03.406	63.59		15:40:00.017

International Sidecar Revival Meeting 2023

BMCRC F1 & F2 Sidecars

RACE 13 - BEST SECTORS

SECTOR 1			SECTOR 2			IDEAL / BEST COMPARISON						
POS	NO	NAME	TIME	NO	NAME	TIME	POS	NO	NAME	IDEAL	BEST	DIFF
									PERFECT LAP	1:42.202		
1	25	MACLAURIN / HOPE	58.814	25	MACLAURIN / HOPE	43.388	1	25	MACLAURIN / HOPE	1:42.202	1:43.128	0.926
2	62	WRIGHT / BAILEY	59.410	62	WRIGHT / BAILEY	43.873	2	62	WRIGHT / BAILEY	1:43.283	1:43.308	0.025
3	7	PEARSON / DODD	1:00.043	7	PEARSON / DODD	44.096	3	7	PEARSON / DODD	1:44.139	1:44.200	0.061
4	9	CLARKE / JOHNSON	1:00.065	9	CLARKE / JOHNSON	44.198	4	9	CLARKE / JOHNSON	1:44.263	1:44.552	0.289
5	158	SAUNDERS / STELL	1:00.843	88	NICOL / PATTIE	44.253	5	158	SAUNDERS / STELL	1:45.422	1:46.322	0.900
6	21	KING / SIGSWORTH	1:01.195	158	SAUNDERS / STELL	44.579	6	88	NICOL / PATTIE	1:45.955		
7	88	NICOL / PATTIE	1:01.702	113	HANDCOCK / BEVAN	44.951	7	113	HANDCOCK / BEVAN	1:46.865	1:46.865	0.000
8	83	BUCHANAN / EVANS	1:01.800	65	FAIERS / PLUCKROSE	45.213	8	21	KING / SIGSWORTH	1:46.959	1:47.164	0.205
9	113	HANDCOCK / BEVAN	1:01.914	121	LAWRENCE / NIX	45.399	9	65	FAIERS / PLUCKROSE	1:47.410	1:47.992	0.582
10	65	FAIERS / PLUCKROSE	1:02.197	21	KING / SIGSWORTH	45.764	10	83	BUCHANAN / EVANS	1:47.728	1:47.728	0.000
11	121	LAWRENCE / NIX	1:03.096	58	L. EASTELL / M. EASTELL	45.876	11	121	LAWRENCE / NIX	1:48.495	1:49.017	0.522
12	58	L. EASTELL / M. EASTELL	1:03.249	83	BUCHANAN / EVANS	45.928	12	58	L. EASTELL / M. EASTELL	1:49.125	1:49.407	0.282
13	95	REMNANT / TILLEY	1:03.644	73	PRING / PARKIN	45.932	13	73	PRING / PARKIN	1:50.355	1:50.717	0.362
14	60	MOLYNEUX / COPPOCK	1:04.046	60	MOLYNEUX / COPPOCK	46.613	14	60	MOLYNEUX / COPPOCK	1:50.659	1:51.127	0.468
15	73	PRING / PARKIN	1:04.423	95	REMNANT / TILLEY	47.297	15	95	REMNANT / TILLEY	1:50.941	1:50.941	0.000
16	17	J. THOMAS / A. THOMAS	1:05.695	32	ILLMAN / SUMNER	47.601	16	17	J. THOMAS / A. THOMAS	1:53.366	1:53.932	0.566
17	32	ILLMAN / SUMNER	1:07.336	17	J. THOMAS / A. THOMAS	47.671	17	32	ILLMAN / SUMNER	1:54.937	1:55.386	0.449
18	30	BUTLER / HESBROOK	1:13.778	96	J. GALE / B. GALE	48.684	18	30	BUTLER / HESBROOK	2:06.347	2:07.175	0.828
19	19	MACBRIDE / RESTALL	1:13.961	30	BUTLER / HESBROOK	52.569	19	19	MACBRIDE / RESTALL	2:06.801	2:07.027	0.226
20	581	DOBBS / SAUNDERS	1:15.169	19	MACBRIDE / RESTALL	52.840	20	581	DOBBS / SAUNDERS	2:10.416	2:11.266	0.850
21				581	DOBBS / SAUNDERS	55.247	21	96	J. GALE / B. GALE			

International Sidecar Revival Meeting 2023

BMCRC F1 & F2 Sidecars

RACE 13 - STATISTICS

Competitors Started 21
Planned Start 2023-08-06 @ 15:31:00.000
Actual Start 2023-08-06 @ 15:37:56.610
Finish Time 2023-08-06 @ 15:50:07.046
Track Length 2.1800mi.
Total Laps 126
Total Distance Covered 274.6823mi.

Session Fastest Lap History

NO	CL	NAME	LAP TIME	TIME OF DAY	LAP	VEHICLE
25	F1	MACLAURIN / HOPE	1:46.811	15:41:34.118	2	Ars1 YAMAHA R6
62	F1	WRIGHT / BAILEY	1:44.294	15:41:34.474	2	Yamaha RYDE F998
62	F1	WRIGHT / BAILEY	1:43.308	15:43:17.782	3	Yamaha RYDE F998
25	F1	MACLAURIN / HOPE	1:43.128	15:46:44.826	5	Ars1 YAMAHA R6

Session Leader History

NO	CL	NAME	FROM LAP	LAPS LED	DISTANCE	VEHICLE
88	F1	NICOL / PATTIE	1	1	2.18 miles	LCR F1
25	F1	MACLAURIN / HOPE	2	1	2.18 miles	Ars1 YAMAHA R6
62	F1	WRIGHT / BAILEY	3	2	4.36 miles	Yamaha RYDE F998
25	F1	MACLAURIN / HOPE	5	3	6.54 miles	Ars1 YAMAHA R6

Flag History

TYPE	TIME OF DAY
GREEN	15:37:56.610
FINISH	15:50:07.046

Flag Statistics

TYPE	COUNT	TOTAL LAPS	TOTAL TIME
Green	1	7	13:56.122
Red	0	0	0.000
Safety Car	0	0	0.000
FCY	0	0	0.000

International Sidecar Revival Meeting 2023

BMCRC F1 & F2 Sidecars

RACE 13 - STATISTICS

CLASS : F1

8 Starters

Fastest Lap History

NO	NAME	LAP TIME	TIME OF DAY	LAP	VEHICLE
25	MACLAURIN / HOPE	1:46.811	15:41:34.118	2	Ars1 YAMAHA R6
62	WRIGHT / BAILEY	1:44.294	15:41:34.474	2	Yamaha RYDE F998
62	WRIGHT / BAILEY	1:43.308	15:43:17.782	3	Yamaha RYDE F998
25	MACLAURIN / HOPE	1:43.128	15:46:44.826	5	Ars1 YAMAHA R6

Leader History

NO	NAME	FROM LAP	LAPS LED	DISTANCE	VEHICLE
88	NICOL / PATTIE	1	1	2.18 miles	LCR F1
25	MACLAURIN / HOPE	2	1	2.18 miles	Ars1 YAMAHA R6
62	WRIGHT / BAILEY	3	2	4.36 miles	Yamaha RYDE F998
25	MACLAURIN / HOPE	5	3	6.54 miles	Ars1 YAMAHA R6

International Sidecar Revival Meeting 2023

BMCRC F1 & F2 Sidecars

RACE 13 - STATISTICS

CLASS : F2

13 Starters

Fastest Lap History

NO	NAME	LAP TIME	TIME OF DAY	LAP	VEHICLE
7	PEARSON / DODD	1:45.693	15:41:36.172	2	LCR SUZUKI
7	PEARSON / DODD	1:44.889	15:43:21.061	3	LCR SUZUKI
7	PEARSON / DODD	1:44.200	15:45:05.260	4	LCR SUZUKI

Leader History

NO	NAME	FROM LAP	LAPS LED	DISTANCE	VEHICLE
7	PEARSON / DODD	1	7	15.26 miles	LCR SUZUKI



DFDS

DFDS YAMAHA PAST MASTERS



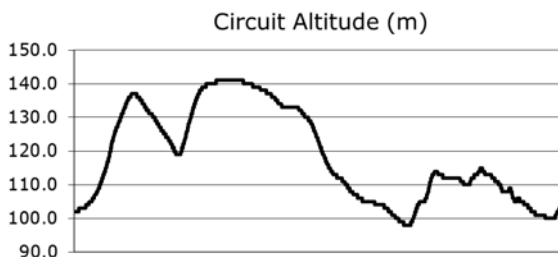
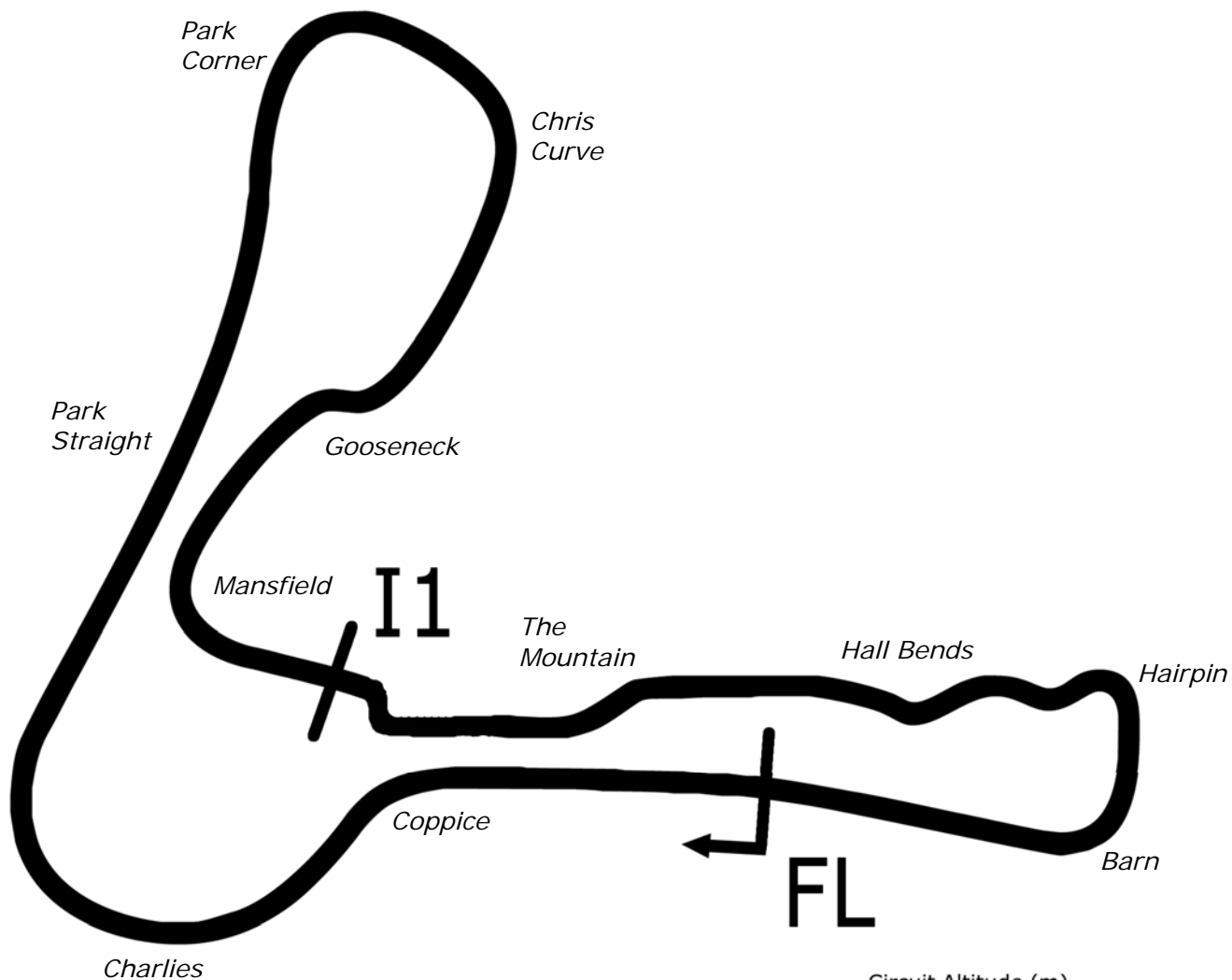
International Sidecar Revival
Cadwell Park
5th / 6th August 2023



Timing & Results Provided by Timing Solutions Ltd

www.tsl-timing.com

Cadwell Park



Length	2.1800 miles	3508.4 m	
FL		53.31024 N	0.05940 W
I1	2330m	53.30708 N	0.06270 W
Pit Entry	3472m	53.31103 N	0.05889 W
Pit Exit	0m after FL	53.31030 N	0.05940 W
Pit Entry-Pit Exit 92m, 6.6s @50kph, 5.5s @60kph			

All results available at www.tsl-timing.com

International Sidecar Revival Meeting 2023
DFDS Yamaha Past Masters
QUALIFYING - CLASSIFICATION

POS	NO	CL	PIC NAME	ENTRY	TIME	ON	LAPS	GAP	DIFF	MPH
1	13		1 Doug EDMONDSON	Yamaha TZR250 - Stan Stephens Tuning	1:55.854	6	7			67.74
2	57		2 Geoff MOOK	Yamaha TZR250 -	2:00.899	7	7	5.045	5.045	64.91
3	51		3 Kevin WHOLEY	Yamaha TZR250 - Twistgrip Motorcycles	2:01.336	5	7	5.482	0.437	64.68
4	92		4 Andrew MOOK	Yamaha TZR250 -	2:02.147	3	3	6.293	0.811	64.25
5	74		5 Paul WHITBY	Yamaha TZR250 - Greybridge Ltd	2:02.162	7	7	6.308	0.015	64.24
6	72	C	1 John HAMILTON	Yamaha TZR250 - LW Racing	2:02.571	6	6	6.717	0.409	64.02
7	60	C	2 Danny GOUGH	Yamaha TZR250 - G Force Motorcycles	2:02.847	6	7	6.993	0.276	63.88
8	61		6 Paul WELCH	Yamaha TZR250 -	2:03.687	5	7	7.833	0.840	63.45
9	8*		7 David BALL	Yamaha TZR250 - Gardiner Page and Roe pension co	2:03.717	5	6	7.863	0.030	63.43
10	22		8 Rik BALLERINI	Yamaha TZR250 - SCLS LTD, CAMBRIDGE MC, GEC	2:05.120	6	6	9.266	1.403	62.72
11	27		9 Richard HAYWARD	Yamaha TZR250 - GForce/Hayward R Ltd/SnapOn	2:05.803	6	6	9.949	0.683	62.38
12	333	C	3 Mark STUBBERFIELD	Yamaha TZR250 - Polished concrete London	2:05.988	6	7	10.134	0.185	62.29
13	18		10 Marc PRENTICE	Yamaha TZR250 -	2:07.255	6	6	11.401	1.267	61.67
14	199	C	4 Michael FROST	Yamaha TZR250 -	2:07.278	5	6	11.424	0.023	61.66
15	100	C	5 James NEAL	Yamaha TZR250 - www.ypmrc.co.uk	2:07.380	4	5	11.526	0.102	61.61
16	26	C	6 Damian LEE	Yamaha TZR250 - Leed Autos	2:08.304	5	6	12.450	0.924	61.16
17	162		11 Darren COOPER	Yamaha TZR250 - Twistgrip Motorcycles	2:09.440	4	6	13.586	1.136	60.63
18	46	C	7 Kevin MARSHALL	Yamaha TZR250 - Stacey Processing	2:10.327	6	6	14.473	0.887	60.21
19	62	C	8 David PATERSON	Yamaha TZR250 - The love of a good woman	2:12.609	6	6	16.755	2.282	59.18
20	29		12 Derek CRIPPS	Yamaha TZR250 - Team FBR	2:13.032	3	3	17.178	0.423	58.99
21	56		13 Mike SMITH	Yamaha RD350Y PVS - Smiffs Garage	2:14.900	4	4	19.046	1.868	58.17
22	25	C	9 Stephen WIMBLE	Yamaha TZR250 - S.B.W Contractor	2:16.580	6	6	20.726	1.680	57.46
23	3		14 Andrew BAILEY	Yamaha TZR250 -	2:19.943	6	6	24.089	3.363	56.08
24	73	C	10 Colvin TURNER	Yamaha TZR250 -	2:26.354	6	6	30.500	6.411	53.62
25	77	C	11 Adam COLLINS	Yamaha TZR250 - 2 Cows Racing	2:32.916	2	2	37.062	6.562	51.32
26	50	R	1 Stuart MELHUISH	Yamaha TZR250 -	2:48.853	2	2	52.999	15.937	46.47

* Bike 8 - Please fit a working transponder

Weather / Track : Cloudy / Wet

These results are provisional until the conclusion of any judicial and technical matters.

Cadwell Park: 2.1800 miles

Date: 05/08/2023 Start: 10:18 Finish: 10:32

Clerk Of Course :	Stewards :	Timekeeper : <i>Craig Smith</i>
-------------------	------------	------------------------------------

Results can be found at www.tsl-timing.com

Printed - 10:36 Saturday, 05 August 2023



International Sidecar Revival Meeting 2023

DFDS Yamaha Past Masters

QUALIFYING - SECTOR ANALYSIS



SECTOR 1 = FL to I1, SECTOR 2 = I1 to FL, DIFF = Difference To Personal Best Lap, P = Crossed Finish Line in Pit Lane, D = Time Disallowed

P1 13		Doug EDMONDSON		Yamaha TZR250 - Stan Stephens Tuning			
IDEAL LAP TIME : 1:55.817		BEST LAP TIME : 1:55.854		DIFFERENCE : 0.037			
LAP	SECTOR 1	SECTOR 2	LAP TIME	MPH	DIFF	TIME OF DAY	
1 -	1:21.753	54.901	2:16.654	57.43	20.800	10:22:23.021	
2 -	1:11.294	52.278	2:03.572	63.51	7.718	10:24:26.593	
3 -	1:09.728	50.779	2:00.507	65.12	4.653	10:26:27.100	
4 -	1:09.963	49.878	1:59.841	65.48	3.987	10:28:26.941	
5 -	1:07.816	48.769	1:56.585 (2)	67.31	0.731	10:30:23.526	
6 -	1:07.600	48.254	1:55.854 (1)	67.74		10:32:19.380	
7 -	1:08.776	48.217	1:56.993 (3)	67.08	1.139	10:34:16.373	

P2 57		Geoff MOOK		Yamaha TZR250 -			
IDEAL LAP TIME : 2:00.899		BEST LAP TIME : 2:00.899		DIFFERENCE : 0.000			
LAP	SECTOR 1	SECTOR 2	LAP TIME	MPH	DIFF	TIME OF DAY	
1 -	1:23.036	56.202	2:19.238	56.36	18.339	10:21:47.241	
2 -	1:17.150	54.293	2:11.443	59.70	10.544	10:23:58.684	
3 -	1:14.055	51.293	2:05.348	62.61	4.449	10:26:04.032	
4 -	1:11.996	53.866	2:05.862	62.35	4.963	10:28:09.894	
5 -	1:11.535	51.822	2:03.357 (2)	63.62	2.458	10:30:13.251	
6 -	1:11.724	52.880	2:04.604 (3)	62.98	3.705	10:32:17.855	
7 -	1:10.838	50.061	2:00.899 (1)	64.91		10:34:18.754	

P3 51		Kevin WHOLEY		Yamaha TZR250 - Twistgrip Motorcycles			
IDEAL LAP TIME : 2:01.252		BEST LAP TIME : 2:01.336		DIFFERENCE : 0.084			
LAP	SECTOR 1	SECTOR 2	LAP TIME	MPH	DIFF	TIME OF DAY	
1 -	1:18.399	55.027	2:13.426	58.81	12.090	10:21:54.050	
2 -	1:13.690	53.242	2:06.932	61.82	5.596	10:24:00.982	
3 -	1:12.905	52.993	2:05.898	62.33	4.562	10:26:06.880	
4 -	1:10.105	51.901	2:02.006 (2)	64.32	0.670	10:28:08.886	
5 -	1:09.643	51.693	2:01.336 (1)	64.68		10:30:10.222	
6 -	1:10.947	51.609	2:02.556 (3)	64.03	1.220	10:32:12.778	
7 -	1:11.157	51.687	2:02.844	63.88	1.508	10:34:15.622	

P4 92		Andrew MOOK		Yamaha TZR250 -			
IDEAL LAP TIME : 2:02.147		BEST LAP TIME : 2:02.147		DIFFERENCE : 0.000			
LAP	SECTOR 1	SECTOR 2	LAP TIME	MPH	DIFF	TIME OF DAY	
1 -	1:14.578	51.912	2:06.490 (3)	62.04	4.343	10:21:29.544	
2 -	1:11.594	52.195	2:03.789 (2)	63.39	1.642	10:23:33.333	
3 -	1:10.972	51.175	2:02.147 (1)	64.25		10:25:35.480	

P5 74		Paul WHITBY		Yamaha TZR250 - Greybridge Ltd			
IDEAL LAP TIME : 2:01.091		BEST LAP TIME : 2:02.162		DIFFERENCE : 1.071			
LAP	SECTOR 1	SECTOR 2	LAP TIME	MPH	DIFF	TIME OF DAY	
1 -	1:22.847	55.663	2:18.510	56.66	16.348	10:21:46.261	
2 -	1:17.219	54.199	2:11.418	59.71	9.256	10:23:57.679	
3 -	1:15.625	53.078	2:08.703	60.97	6.541	10:26:06.382	
4 -	1:12.500	53.567	2:06.067	62.25	3.905	10:28:12.449	
5 -	1:10.004	52.225	2:02.229 (2)	64.20	0.067	10:30:14.678	
6 -	1:11.125	52.136	2:03.261 (3)	63.67	1.099	10:32:17.939	
7 -	1:11.075	51.087	2:02.162 (1)	64.24		10:34:20.101	

International Sidecar Revival Meeting 2023

DFDS Yamaha Past Masters

QUALIFYING - SECTOR ANALYSIS



SECTOR 1 = FL to I1, SECTOR 2 = I1 to FL, DIFF = Difference To Personal Best Lap, P = Crossed Finish Line in Pit Lane, D = Time Disallowed

P6 72 C		John HAMILTON		Yamaha TZR250 - LW Racing			
IDEAL LAP TIME : 2:02.571		BEST LAP TIME : 2:02.571		DIFFERENCE : 0.000			
LAP	SECTOR 1	SECTOR 2	LAP TIME	MPH	DIFF	TIME OF DAY	
1 -	1:25.101	57.629	2:22.730	54.98	20.159	10:21:58.569	
2 -	1:15.664	55.485	2:11.149	59.84	8.578	10:24:09.718	
3 -	1:16.345	55.900	2:12.245	59.34	9.674	10:26:21.963	
4 -	1:15.117	53.631	2:08.748 (3)	60.95	6.177	10:28:30.711	
5 -	1:14.741	52.518	2:07.259 (2)	61.67	4.688	10:30:37.970	
6 -	1:10.991	51.580	2:02.571 (1)	64.02		10:32:40.541	

P7 60 C		Danny GOUGH		Yamaha TZR250 - G Force Motorcycles			
IDEAL LAP TIME : 2:01.989		BEST LAP TIME : 2:02.847		DIFFERENCE : 0.858			
LAP	SECTOR 1	SECTOR 2	LAP TIME	MPH	DIFF	TIME OF DAY	
1 -	1:23.005	56.671	2:19.676	56.18	16.829	10:21:53.306	
2 -	1:17.242	54.889	2:12.131	59.39	9.284	10:24:05.437	
3 -	1:15.140	53.798	2:08.938	60.86	6.091	10:26:14.375	
4 -	1:14.075	53.217	2:07.292	61.65	4.445	10:28:21.667	
5 -	1:12.522	51.630	2:04.152 (3)	63.21	1.305	10:30:25.819	
6 -	1:10.890	51.957	2:02.847 (1)	63.88		10:32:28.666	
7 -	1:12.361	51.099	2:03.460 (2)	63.56	0.613	10:34:32.126	

P8 61		Paul WELCH		Yamaha TZR250 -			
IDEAL LAP TIME : 2:02.542		BEST LAP TIME : 2:03.687		DIFFERENCE : 1.145			
LAP	SECTOR 1	SECTOR 2	LAP TIME	MPH	DIFF	TIME OF DAY	
1 -	1:19.429	55.773	2:15.202	58.04	11.515	10:21:47.340	
2 -	1:16.246	53.416	2:09.662	60.52	5.975	10:23:57.002	
3 -	1:13.163	52.780	2:05.943	62.31	2.256	10:26:02.945	
4 -	1:11.949	53.669	2:05.618	62.47	1.931	10:28:08.563	
5 -	1:11.477	52.210	2:03.687 (1)	63.45		10:30:12.250	
6 -	1:10.769	53.120	2:03.889 (3)	63.34	0.202	10:32:16.139	
7 -	1:11.951	51.773	2:03.724 (2)	63.43	0.037	10:34:19.863	

P9 8		David BALL		Yamaha TZR250 - Gardiner Page and Roe pension consultants			
IDEAL LAP TIME :		BEST LAP TIME : 2:03.717		DIFFERENCE :			
LAP	SECTOR 1	SECTOR 2	LAP TIME	MPH	DIFF	TIME OF DAY	
1 -			2:15.256	58.02	11.539	10:21:47.734	
2 -			2:10.968	59.92	7.251	10:23:58.702	
3 -			2:04.422 (2)	63.07	0.705	10:26:03.124	
4 -			2:05.761	62.40	2.044	10:28:08.885	
5 -			2:03.717 (1)	63.43		10:30:12.602	
6 -			2:05.713 (3)	62.42	1.996	10:32:18.315	

P10 22		Rik BALLERINI		Yamaha TZR250 - SCLS LTD, CAMBRIDGE MC, GECKO RAC			
IDEAL LAP TIME : 2:04.749		BEST LAP TIME : 2:05.120		DIFFERENCE : 0.371			
LAP	SECTOR 1	SECTOR 2	LAP TIME	MPH	DIFF	TIME OF DAY	
1 -	1:24.149	1:02.075	2:26.224	53.67	21.104	10:22:08.631	
2 -	1:16.144	55.825	2:11.969	59.46	6.849	10:24:20.600	
3 -	1:15.143	53.347	2:08.490	61.07	3.370	10:26:29.090	
4 -	1:13.130	53.459	2:06.589 (3)	61.99	1.469	10:28:35.679	
5 -	1:12.965	52.494	2:05.459 (2)	62.55	0.339	10:30:41.138	
6 -	1:12.255	52.865	2:05.120 (1)	62.72		10:32:46.258	

International Sidecar Revival Meeting 2023

DFDS Yamaha Past Masters

QUALIFYING - SECTOR ANALYSIS



SECTOR 1 = FL to I1, SECTOR 2 = I1 to FL, DIFF = Difference To Personal Best Lap, P = Crossed Finish Line in Pit Lane, D = Time Disallowed

P11 27		Richard HAYWARD		Yamaha TZR250 - GForce/Hayward R Ltd/SnapOn			
IDEAL LAP TIME : 2:05.803		BEST LAP TIME : 2:05.803		DIFFERENCE : 0.000			
LAP	SECTOR 1	SECTOR 2	LAP TIME	MPH	DIFF	TIME OF DAY	
1 -	1:22.776	57.033	2:19.809	56.13	14.006	10:21:48.639	
2 -	1:17.254	53.307	2:10.561	60.11	4.758	10:23:59.200	
3 -	1:15.476	53.103	2:08.579	61.03	2.776	10:26:07.779	
4 -	1:15.219	52.822	2:08.041 (3)	61.29	2.238	10:28:15.820	
5 -	1:13.708	52.834	2:06.542 (2)	62.01	0.739	10:30:22.362	
6 -	1:13.350	52.453	2:05.803 (1)	62.38		10:32:28.165	

P12 333 C		Mark STUBBERFIELD		Yamaha TZR250 - Polished concrete London			
IDEAL LAP TIME : 2:05.822		BEST LAP TIME : 2:05.988		DIFFERENCE : 0.166			
LAP	SECTOR 1	SECTOR 2	LAP TIME	MPH	DIFF	TIME OF DAY	
1 -	1:22.836	55.996	2:18.832	56.52	12.844	10:21:45.783	
2 -	1:16.754	53.404	2:10.158	60.29	4.170	10:23:55.941	
3 -	1:16.651	53.551	2:10.202	60.27	4.214	10:26:06.143	
4 -	1:15.137	53.592	2:08.729	60.96	2.741	10:28:14.872	
5 -	1:14.359	52.614	2:06.973 (3)	61.80	0.985	10:30:21.845	
6 -	1:13.347	52.641	2:05.988 (1)	62.29		10:32:27.833	
7 -	1:14.371	52.475	2:06.846 (2)	61.87	0.858	10:34:34.679	

P13 18		Marc PRENTICE		Yamaha TZR250 -			
IDEAL LAP TIME : 2:07.255		BEST LAP TIME : 2:07.255		DIFFERENCE : 0.000			
LAP	SECTOR 1	SECTOR 2	LAP TIME	MPH	DIFF	TIME OF DAY	
1 -	1:23.515	59.305	2:22.820	54.95	15.565	10:22:14.935	
2 -	1:17.231	54.838	2:12.069	59.42	4.814	10:24:27.004	
3 -	1:14.981	54.543	2:09.524 (3)	60.59	2.269	10:26:36.528	
4 -	1:16.454	53.688	2:10.142	60.30	2.887	10:28:46.670	
5 -	1:14.413	53.705	2:08.118 (2)	61.25	0.863	10:30:54.788	
6 -	1:13.887	53.368	2:07.255 (1)	61.67		10:33:02.043	

P14 199 C		Michael FROST		Yamaha TZR250 -			
IDEAL LAP TIME : 2:07.190		BEST LAP TIME : 2:07.278		DIFFERENCE : 0.088			
LAP	SECTOR 1	SECTOR 2	LAP TIME	MPH	DIFF	TIME OF DAY	
1 -	1:24.885	56.440	2:21.325	55.53	14.047	10:21:54.415	
2 -	1:19.092	54.648	2:13.740	58.68	6.462	10:24:08.155	
3 -	1:17.542	54.495	2:12.037	59.43	4.759	10:26:20.192	
4 -	1:16.255	53.786	2:10.041 (3)	60.35	2.763	10:28:30.233	
5 -	1:14.734	52.544	2:07.278 (1)	61.66		10:30:37.511	
6 -	1:14.646	52.822	2:07.468 (2)	61.56	0.190	10:32:44.979	

P15 100 C		James NEAL		Yamaha TZR250 - www.ypmrc.co.uk			
IDEAL LAP TIME : 2:07.369		BEST LAP TIME : 2:07.380		DIFFERENCE : 0.011			
LAP	SECTOR 1	SECTOR 2	LAP TIME	MPH	DIFF	TIME OF DAY	
1 -	1:29.479	57.596	2:27.075	53.36	19.695	10:22:09.540	
2 -	1:17.602	54.519	2:12.121	59.40	4.741	10:24:21.661	
3 -	1:16.486	52.938	2:09.424 (2)	60.63	2.044	10:26:31.085	
4 -	1:14.431	52.949	2:07.380 (1)	61.61		10:28:38.465	
5 -	1:15.138	55.197	2:10.335 (3)	60.21	2.955	10:30:48.800	

P16 26 C		Damian LEE		Yamaha TZR250 - Leed Autos			
IDEAL LAP TIME : 2:07.866		BEST LAP TIME : 2:08.304		DIFFERENCE : 0.438			
LAP	SECTOR 1	SECTOR 2	LAP TIME	MPH	DIFF	TIME OF DAY	
1 -	1:27.143	1:01.300	2:28.443	52.86	20.139	10:22:14.566	
2 -	1:19.519	54.256	2:13.775	58.66	5.471	10:24:28.341	
3 -	1:16.435	55.246	2:11.681	59.59	3.377	10:26:40.022	
4 -	1:17.481	52.584	2:10.065 (3)	60.33	1.761	10:28:50.087	
5 -	1:15.282	53.022	2:08.304 (1)	61.16		10:30:58.391	
6 -	1:15.541	53.782	2:09.323 (2)	60.68	1.019	10:33:07.714	

International Sidecar Revival Meeting 2023

DFDS Yamaha Past Masters

QUALIFYING - SECTOR ANALYSIS



SECTOR 1 = FL to I1, SECTOR 2 = I1 to FL, DIFF = Difference To Personal Best Lap, P = Crossed Finish Line in Pit Lane, D = Time Disallowed

P17 162		Darren COOPER		Yamaha TZR250 - Twistgrip Motorcycles			
IDEAL LAP TIME : 2:08.264		BEST LAP TIME : 2:09.440		DIFFERENCE : 1.176			
LAP	SECTOR 1	SECTOR 2	LAP TIME	MPH	DIFF	TIME OF DAY	
1 -	1:21.837	58.747	2:20.584	55.82	11.144	10:22:02.429	
2 -	1:16.732	57.093	2:13.825	58.64	4.385	10:24:16.254	
3 -	1:15.950	56.019	2:11.969	59.46	2.529	10:26:28.223	
4 -	1:13.950	55.490	2:09.440 (1)	60.63		10:28:37.663	
5 -	1:15.467	54.639	2:10.106 (3)	60.32	0.666	10:30:47.769	
6 -	1:15.771	54.314	2:10.085 (2)	60.33	0.645	10:32:57.854	

P18 46 C		Kevin MARSHALL		Yamaha TZR250 - Stacey Processing			
IDEAL LAP TIME : 2:10.327		BEST LAP TIME : 2:10.327		DIFFERENCE : 0.000			
LAP	SECTOR 1	SECTOR 2	LAP TIME	MPH	DIFF	TIME OF DAY	
1 -	1:22.865	56.763	2:19.628	56.20	9.301	10:21:45.424	
2 -	1:21.501	59.062	2:20.563	55.83	10.236	10:24:05.987	
3 -	1:19.223	55.872	2:15.095	58.09	4.768	10:26:21.082	
4 -	1:18.568	54.929	2:13.497 (3)	58.78	3.170	10:28:34.579	
5 -	1:17.143	54.289	2:11.432 (2)	59.71	1.105	10:30:46.011	
6 -	1:16.305	54.022	2:10.327 (1)	60.21		10:32:56.338	

P19 62 C		David PATERSON		Yamaha TZR250 - The love of a good woman			
IDEAL LAP TIME : 2:12.476		BEST LAP TIME : 2:12.609		DIFFERENCE : 0.133			
LAP	SECTOR 1	SECTOR 2	LAP TIME	MPH	DIFF	TIME OF DAY	
1 -	1:26.319	57.943	2:24.262	54.40	11.653	10:22:12.907	
2 -	1:25.759	1:00.296	2:26.055	53.73	13.446	10:24:38.962	
3 -	1:22.741	56.401	2:19.142	56.40	6.533	10:26:58.104	
4 -	1:20.174	54.553	2:14.727 (3)	58.25	2.118	10:29:12.831	
5 -	1:18.976	53.691	2:12.667 (2)	59.15	0.058	10:31:25.498	
6 -	1:18.785	53.824	2:12.609 (1)	59.18		10:33:38.107	

P20 29		Derek CRIPPS		Yamaha TZR250 - Team FBR			
IDEAL LAP TIME : 2:13.032		BEST LAP TIME : 2:13.032		DIFFERENCE : 0.000			
LAP	SECTOR 1	SECTOR 2	LAP TIME	MPH	DIFF	TIME OF DAY	
1 -	1:25.814	59.496	2:25.310 (3)	54.00	12.278	10:22:10.658	
2 -	1:19.832	56.363	2:16.195 (2)	57.62	3.163	10:24:26.853	
3 -	1:17.336	55.696	2:13.032 (1)	58.99		10:26:39.885	

P21 56		Mike SMITH		Yamaha RD350YPVS - Smiffs Garage			
IDEAL LAP TIME : 2:14.900		BEST LAP TIME : 2:14.900		DIFFERENCE : 0.000			
LAP	SECTOR 1	SECTOR 2	LAP TIME	MPH	DIFF	TIME OF DAY	
1 -	1:25.949	59.852	2:25.801	53.82	10.901	10:22:20.920	
2 -	1:20.386	59.488	2:19.874 (3)	56.10	4.974	10:24:40.794	
3 -	1:19.806	58.583	2:18.389 (2)	56.71	3.489	10:26:59.183	
4 -	1:16.817	58.083	2:14.900 (1)	58.17		10:29:14.083	

P22 25 C		Stephen WIMBLE		Yamaha TZR250 - S.B.W Contractor			
IDEAL LAP TIME : 2:16.580		BEST LAP TIME : 2:16.580		DIFFERENCE : 0.000			
LAP	SECTOR 1	SECTOR 2	LAP TIME	MPH	DIFF	TIME OF DAY	
1 -	1:30.519	1:01.112	2:31.631	51.75	15.051	10:22:20.180	
2 -	1:24.568	58.579	2:23.147	54.82	6.567	10:24:43.327	
3 -	1:24.334	58.572	2:22.906	54.91	6.326	10:27:06.233	
4 -	1:22.573	57.036	2:19.609 (2)	56.21	3.029	10:29:25.842	
5 -	1:22.517	58.086	2:20.603 (3)	55.81	4.023	10:31:46.445	
6 -	1:20.461	56.119	2:16.580 (1)	57.46		10:34:03.025	

International Sidecar Revival Meeting 2023

DFDS Yamaha Past Masters

QUALIFYING - SECTOR ANALYSIS



SECTOR 1 = FL to I1, SECTOR 2 = I1 to FL, DIFF = Difference To Personal Best Lap, P = Crossed Finish Line in Pit Lane, D = Time Disallowed

P23 3		Andrew BAILEY		Yamaha TZR250 -			
IDEAL LAP TIME : 2:19.943		BEST LAP TIME : 2:19.943		DIFFERENCE : 0.000			
LAP	SECTOR 1	SECTOR 2	LAP TIME	MPH	DIFF	TIME OF DAY	
1 -	1:33.488	1:03.003	2:36.491	50.15	16.548	10:22:09.190	
2 -	1:29.063	1:00.153	2:29.216	52.59	9.273	10:24:38.406	
3 -	1:25.707	58.552	2:24.259	54.40	4.316	10:27:02.665	
4 -	1:24.367	57.687	2:22.054 (3)	55.24	2.111	10:29:24.719	
5 -	1:23.254	57.552	2:20.806 (2)	55.73	0.863	10:31:45.525	
6 -	1:23.132	56.811	2:19.943 (1)	56.08		10:34:05.468	

P24 73 C		Colvin TURNER		Yamaha TZR250 -			
IDEAL LAP TIME : 2:25.473		BEST LAP TIME : 2:26.354		DIFFERENCE : 0.881			
LAP	SECTOR 1	SECTOR 2	LAP TIME	MPH	DIFF	TIME OF DAY	
1 -	1:31.431	1:05.368	2:36.799	50.05	10.445	10:22:18.310	
2 -	1:27.757	1:03.232	2:30.989	51.97	4.635	10:24:49.299	
3 -	1:27.248	1:02.862	2:30.110 (3)	52.28	3.756	10:27:19.409	
4 -	1:28.795	1:01.575	2:30.370	52.19	4.016	10:29:49.779	
5 -	1:27.153	1:00.714	2:27.867 (2)	53.07	1.513	10:32:17.646	
6 -	1:24.759	1:01.595	2:26.354 (1)	53.62		10:34:44.000	

P25 77 C		Adam COLLINS		Yamaha TZR250 - 2 Cows Racing			
IDEAL LAP TIME : 2:32.916		BEST LAP TIME : 2:32.916		DIFFERENCE : 0.000			
LAP	SECTOR 1	SECTOR 2	LAP TIME	MPH	DIFF	TIME OF DAY	
1 -	1:34.249	1:04.640	2:38.889 (2)	49.39	5.973	10:22:29.921	
2 -	1:28.960	1:03.956	2:32.916 (1)	51.32		10:25:02.837	

P26 50 R		Stuart MELHUIH		Yamaha TZR250 -			
IDEAL LAP TIME : 2:48.853		BEST LAP TIME : 2:48.853		DIFFERENCE : 0.000			
LAP	SECTOR 1	SECTOR 2	LAP TIME	MPH	DIFF	TIME OF DAY	
1 -	1:44.264	1:10.911	2:55.175 (2)	44.80	6.322	10:22:36.476	
2 -	1:38.919	1:09.934	2:48.853 (1)	46.47		10:25:25.329	

International Sidecar Revival Meeting 2023

DFDS Yamaha Past Masters

QUALIFYING - BEST SECTORS

SECTOR 1			SECTOR 2			IDEAL / BEST COMPARISON						
POS	NO	NAME	TIME	NO	NAME	TIME	POS	NO	NAME	IDEAL	BEST	DIFF
									PERFECT LAP	1:55.817		
1	13	EDMONDSON	1:07.600	13	EDMONDSON	48.217	1	13	EDMONDSON	1:55.817	1:55.854	0.037
2	51	WHOLEY	1:09.643	57	MOOK	50.061	2	57	MOOK	2:00.899	2:00.899	0.000
3	74	WHITBY	1:10.004	74	WHITBY	51.087	3	74	WHITBY	2:01.091	2:02.162	1.071
4	61	WELCH	1:10.769	60	GOUGH	51.099	4	51	WHOLEY	2:01.252	2:01.336	0.084
5	57	MOOK	1:10.838	92	MOOK	51.175	5	60	GOUGH	2:01.989	2:02.847	0.858
6	60	GOUGH	1:10.890	72	HAMILTON	51.580	6	92	MOOK	2:02.147	2:02.147	0.000
7	92	MOOK	1:10.972	51	WHOLEY	51.609	7	61	WELCH	2:02.542	2:03.687	1.145
8	72	HAMILTON	1:10.991	61	WELCH	51.773	8	72	HAMILTON	2:02.571	2:02.571	0.000
9	22	BALLERINI	1:12.255	27	HAYWARD	52.453	9	22	BALLERINI	2:04.749	2:05.120	0.371
10	333	STUBBERFIELD	1:13.347	333	STUBBERFIELD	52.475	10	27	HAYWARD	2:05.803	2:05.803	0.000
11	27	HAYWARD	1:13.350	22	BALLERINI	52.494	11	333	STUBBERFIELD	2:05.822	2:05.988	0.166
12	18	PRENTICE	1:13.887	199	FROST	52.544	12	199	FROST	2:07.190	2:07.278	0.088
13	162	COOPER	1:13.950	26	LEE	52.584	13	18	PRENTICE	2:07.255	2:07.255	0.000
14	100	NEAL	1:14.431	100	NEAL	52.938	14	100	NEAL	2:07.369	2:07.380	0.011
15	199	FROST	1:14.646	18	PRENTICE	53.368	15	26	LEE	2:07.866	2:08.304	0.438
16	26	LEE	1:15.282	62	PATERSON	53.691	16	162	COOPER	2:08.264	2:09.440	1.176
17	46	MARSHALL	1:16.305	46	MARSHALL	54.022	17	46	MARSHALL	2:10.327	2:10.327	0.000
18	56	SMITH	1:16.817	162	COOPER	54.314	18	62	PATERSON	2:12.476	2:12.609	0.133
19	29	CRIPPS	1:17.336	29	CRIPPS	55.696	19	29	CRIPPS	2:13.032	2:13.032	0.000
20	62	PATERSON	1:18.785	25	WIMBLE	56.119	20	56	SMITH	2:14.900	2:14.900	0.000
21	25	WIMBLE	1:20.461	3	BAILEY	56.811	21	25	WIMBLE	2:16.580	2:16.580	0.000
22	3	BAILEY	1:23.132	56	SMITH	58.083	22	3	BAILEY	2:19.943	2:19.943	0.000
23	73	TURNER	1:24.759	73	TURNER	1:00.714	23	73	TURNER	2:25.473	2:26.354	0.881
24	77	COLLINS	1:28.960	77	COLLINS	1:03.956	24	77	COLLINS	2:32.916	2:32.916	0.000
25	50	MELHUISH	1:38.919	50	MELHUISH	1:09.934	25	50	MELHUISH	2:48.853	2:48.853	0.000
26							26	8	BALL		2:03.717	

International Sidecar Revival Meeting 2023

DFDS Yamaha Past Masters

QUALIFYING - STATISTICS

Competitors Started 26
Planned Start 2023-08-05 @ 10:08:00.000
Actual Start 2023-08-05 @ 10:18:46.253
Finish Time 2023-08-05 @ 10:32:35.919
Track Length 2.1800mi.
Total Laps 146
Total Distance Covered 318.2827mi.

Session Fastest Lap History

NO	CL	NAME	LAP TIME	TIME OF DAY	LAP	VEHICLE
92		Andrew MOOK	2:06.490	10:21:29.562	1	Yamaha TZR250
92		Andrew MOOK	2:03.789	10:23:33.351	2	Yamaha TZR250
13		Doug EDMONDSON	2:03.572	10:24:26.606	2	Yamaha TZR250
92		Andrew MOOK	2:02.147	10:25:35.497	3	Yamaha TZR250
13		Doug EDMONDSON	2:00.507	10:26:27.112	3	Yamaha TZR250
13		Doug EDMONDSON	1:59.841	10:28:26.954	4	Yamaha TZR250
13		Doug EDMONDSON	1:56.585	10:30:23.539	5	Yamaha TZR250
13		Doug EDMONDSON	1:55.854	10:32:19.392	6	Yamaha TZR250

Flag History

TYPE	TIME OF DAY
GREEN	10:18:46.253
FINISH	10:32:35.919

Flag Statistics

TYPE	COUNT	TOTAL LAPS	TOTAL TIME
Green	1	7	16:49.522
Red	0	0	0.000
Safety Car	0	0	0.000
FCY	0	0	0.000

International Sidecar Revival Meeting 2023

DFDS Yamaha Past Masters

QUALIFYING - STATISTICS

CLASS :

14 Starters

Fastest Lap History

NO	NAME	LAP TIME	TIME OF DAY	LAP	VEHICLE
92	Andrew MOOK	2:06.490	10:21:29.562	1	Yamaha TZR250
92	Andrew MOOK	2:03.789	10:23:33.351	2	Yamaha TZR250
13	Doug EDMONDSON	2:03.572	10:24:26.606	2	Yamaha TZR250
92	Andrew MOOK	2:02.147	10:25:35.497	3	Yamaha TZR250
13	Doug EDMONDSON	2:00.507	10:26:27.112	3	Yamaha TZR250
13	Doug EDMONDSON	1:59.841	10:28:26.954	4	Yamaha TZR250
13	Doug EDMONDSON	1:56.585	10:30:23.539	5	Yamaha TZR250
13	Doug EDMONDSON	1:55.854	10:32:19.392	6	Yamaha TZR250

International Sidecar Revival Meeting 2023

DFDS Yamaha Past Masters

QUALIFYING - STATISTICS

CLASS : C

11 Starters

Fastest Lap History

NO	NAME	LAP TIME	TIME OF DAY	LAP	VEHICLE
46	Kevin MARSHALL	2:19.628	10:21:45.454	1	Yamaha TZR250
333	Mark STUBBERFIELD	2:18.832	10:21:45.792	1	Yamaha TZR250
333	Mark STUBBERFIELD	2:10.158	10:23:55.950	2	Yamaha TZR250
60	Danny GOUGH	2:08.938	10:26:14.404	3	Yamaha TZR250
333	Mark STUBBERFIELD	2:08.729	10:28:14.881	4	Yamaha TZR250
60	Danny GOUGH	2:07.292	10:28:21.696	4	Yamaha TZR250
333	Mark STUBBERFIELD	2:06.973	10:30:21.852	5	Yamaha TZR250
60	Danny GOUGH	2:04.152	10:30:25.848	5	Yamaha TZR250
60	Danny GOUGH	2:02.847	10:32:28.695	6	Yamaha TZR250
72	John HAMILTON	2:02.571	10:32:40.575	6	Yamaha TZR250

International Sidecar Revival Meeting 2023

DFDS Yamaha Past Masters

QUALIFYING - STATISTICS

CLASS : R

1 Starters

Fastest Lap History

NO	NAME	LAP TIME	TIME OF DAY	LAP	VEHICLE
50	Stuart MELHUISH	2:55.175	10:22:36.488	1	Yamaha TZR250
50	Stuart MELHUISH	2:48.853	10:25:25.344	2	Yamaha TZR250

International Sidecar Revival Meeting 2023
DFDS Yamaha Past Masters
RACE 5 - GRID (6 Laps)

ROW 10	28	42	Martin PEARSON			
ROW 9	25	77	Adam COLLINS	26	50	Stuart MELHUISE
ROW 8	22	25	Stephen WIMBLE	23	3	Andrew BAILEY
ROW 7	19	62	David PATERSON	20	29	Derek CRIPPS
ROW 6	16	26	Damian LEE	17	162	Darren COOPER
ROW 5	13	18	Marc PRENTICE	14	199	Michael FROST
ROW 4	10	22	Rik BALLERINI	11	27	Richard HAYWARD
ROW 3	7	60	Danny GOUGH	8	61	Paul WELCH
ROW 2	4	92	Andrew MOOK	5	74	Paul WHITBY
ROW 1	1	13	Doug EDMONDSON	2	57	Geoff MOOK
			Pole	3	51	Kevin WHOLEY

Cadwell Park: 2.1800 miles

These results are provisional until the conclusion of any judicial and technical matters.

Clerk Of Course :

Stewards :

Timekeeper :

Craig Smith

 Results can be found at www.tsl-timing.com

Printed - 10:37 Saturday, 05 August 2023



International Sidecar Revival Meeting 2023
DFDS Yamaha Past Masters
RACE 5 - CLASSIFICATION

POS	NO	CL	PIC NAME	ENTRY	LAPS	TIME	GAP	DIFF	MPH	BEST	ON
1	13		1 Doug EDMONDSON	Yamaha TZR250 - Stan Stephens Tuning	6	11:32.351			68.01	1:53.660	2
2	61		2 Paul WELCH	Yamaha TZR250 -	6	11:42.330	9.979	9.979	67.04	1:54.277	6
3	51		3 Kevin WHOLEY	Yamaha TZR250 - Twistgrip Motorcycles	6	11:42.454	10.103	0.124	67.03	1:53.912	6
4	22		4 Rik BALLERINI	Yamaha TZR250 - SCLS LTD, CAMBRIDGE MC, G	6	11:57.968	25.617	15.514	65.58	1:56.525	4
5	8		5 David BALL	Yamaha TZR250 - Gardiner Page and Roe pension	6	12:00.000	27.649	2.032	65.40	1:56.009	6
6	57		6 Geoff MOOK	Yamaha TZR250 -	6	12:01.385	29.034	1.385	65.27	1:56.463	6
7	74		7 Paul WHITBY	Yamaha TZR250 - Greybridge Ltd	6	12:15.748	43.397	14.363	64.00	2:00.843	5
8	27		8 Richard HAYWARD	Yamaha TZR250 - GForce/Hayward R Ltd/SnapOn	6	12:15.857	43.506	0.109	63.99	2:00.302	2
9	92		9 Andrew MOOK	Yamaha TZR250 -	6	12:17.519	45.168	1.662	63.84	2:00.458	5
10	72	C	1 John HAMILTON	Yamaha TZR250 - LW Racing	6	12:18.418	46.067	0.899	63.76	1:58.934	4
11	333	C	2 Mark STUBBERFIELD	Yamaha TZR250 - Polished concrete London	6	12:19.510	47.159	1.092	63.67	1:58.616	5
12	60	C	3 Danny GOUGH	Yamaha TZR250 - G Force Motorcycles	6	12:30.777	58.426	11.267	62.71	1:58.821	5
13	26	C	4 Damian LEE	Yamaha TZR250 - Leed Autos	6	12:31.083	58.732	0.306	62.69	2:02.561	3
14	162		10 Darren COOPER	Yamaha TZR250 - Twistgrip Motorcycles	6	12:42.496	1:10.145	11.413	61.75	2:03.640	4
15	100	C	5 James NEAL	Yamaha TZR250 - www.ypmrc.co.uk	6	13:03.102	1:30.751	20.606	60.13	2:04.734	5
16	29		11 Derek CRIPPS	Yamaha TZR250 - Team FBR	6	13:08.761	1:36.410	5.659	59.69	2:08.049	4
17	18		12 Marc PRENTICE	Yamaha TZR250 -	6	13:10.489	1:38.138	1.728	59.56	2:03.913	6
18	62	C	6 David PATERSON	Yamaha TZR250 - The love of a good woman	6	13:12.182	1:39.831	1.693	59.44	2:08.990	4
19	199	C	7 Michael FROST	Yamaha TZR250 -	6	13:13.777	1:41.426	1.595	59.32	2:07.691	6
20	46	C	8 Kevin MARSHALL	Yamaha TZR250 - Stacey Processing	6	13:24.303	1:51.952	10.526	58.54	2:09.750	5
21	25	C	9 Stephen WIMBLE	Yamaha TZR250 - S.B.W Contractor	5	11:33.440	1 Lap	1 Lap	56.58	2:15.561	2
22	3		13 Andrew BAILEY	Yamaha TZR250 -	5	11:41.602	1 Lap	8.162	55.92	2:16.979	5
23	77	C	10 Adam COLLINS	Yamaha TZR250 - 2 Cows Racing	5	11:42.744	1 Lap	1.142	55.83	2:14.029	5
24	50	R	1 Stuart MELHUISH	Yamaha TZR250 -	5	12:32.537	1 Lap	49.793	52.14	2:24.114	4

NOT CLASSIFIED

DNF	73	C	Colvin TURNER	Yamaha TZR250 -	4	10:11.814	2 Laps	1 Lap	51.31	2:30.081	2
-----	----	---	---------------	-----------------	---	-----------	--------	-------	-------	----------	---

FASTEST LAP

13			Doug EDMONDSON	Yamaha TZR250 - Stan Stephens Tuning	2	1:53.660			69.04 mph	111.12 kph	
333	C		Mark STUBBERFIELD	Yamaha TZR250 - Polished concrete London	5	1:58.616			66.16 mph	106.48 kph	
50	R		Stuart MELHUISH	Yamaha TZR250 -	4	2:24.114			54.45 mph	87.64 kph	

Class - 92.5% of Race Speed = 62.90 mph
 Class C - 92.5% of Race Speed = 58.97 mph
 Class R - 92.5% of Race Speed = 48.22 mph

Weather / Track : Cloudy / Wet

These results are provisional until the conclusion of any judicial and technical matters.

Race Distance: 6 Laps / 13.08 miles

Cadwell Park: 2.1800 miles

Date: 05/08/2023 Start: 15:58 Finish: 16:09

Clerk Of Course :

Stewards :

Timekeeper :

Craig Smith

Results can be found at www.tsl-timing.com

Printed - 16:13 Saturday, 05 August 2023



International Sidecar Revival Meeting 2023

DFDS Yamaha Past Masters

RACE 5 - LAP CHART

LAP 1 @ 16:00:03.880

NO	BEHIND	LAP TIME
13		1:59.285
61	3.474	2:02.759
51	4.665	2:03.950
57	6.510	2:05.795
74	7.648	2:06.933
92	8.925	2:08.210
8	9.703	2:08.988
22	10.007	2:09.292
60	11.963	2:11.248
27	11.964	2:11.249
333	12.387	2:11.672
72	13.309	2:12.594
26	14.987	2:14.272
162	20.504	2:19.789
18	22.827	2:22.112
29	23.115	2:22.400
62	23.469	2:22.754
100	24.144	2:23.429
199	24.477	2:23.762
46	27.283	2:26.568
25	28.741	2:28.026
3	30.866	2:30.151
77	34.593	2:33.878
73	38.140	2:37.425
50	46.969	2:46.254

LAP 2 @ 16:01:57.540

NO	BEHIND	LAP TIME
13		1:53.660
61	6.823	1:57.009
51	7.177	1:56.172
57	13.250	2:00.400
22	14.968	1:58.621
74	15.635	2:01.647
8	16.378	2:00.335
92	17.509	2:02.244
27	18.606	2:00.302
60	21.877	2:03.574
333	22.267	2:03.540
72	23.308	2:03.659
26	23.942	2:02.615
162	33.342	2:06.498
29	40.556	2:11.101
18	41.926	2:12.759
100	41.988	2:11.504
62	42.481	2:12.672
199	43.219	2:12.402
46	47.158	2:13.535
25	50.642	2:15.561
3	56.037	2:18.831
77	1:02.308	2:21.375
73	1:14.561	2:30.081
50	1:23.448	2:30.139

LAP 3 @ 16:03:51.877

NO	BEHIND	LAP TIME
13		1:54.337
51	9.078	1:56.238
61	9.254	1:56.768
22	18.705	1:58.074
57	19.402	2:00.489
8	20.351	1:58.310

74	24.065	2:02.767
92	25.056	2:01.884
27	25.564	2:01.295
60	29.667	2:02.127
72	29.953	2:00.982
333	30.838	2:02.908
26	32.166	2:02.561
162	43.471	2:04.466
29	56.171	2:09.952
62	57.157	2:09.013
100	57.748	2:10.097
18	58.822	2:11.233
199	1:00.087	2:11.205
46	1:05.146	2:12.325
25	1:12.405	2:16.100
3	1:19.500	2:17.800
77	1:25.239	2:17.268
73	1:53.458	2:33.234

LAP 4 @ 16:05:46.768

NO	BEHIND	LAP TIME
13		1:54.891
50	1 Lap	2:27.444
61	10.821	1:56.458
51	10.863	1:56.676
22	20.339	1:56.525
57	23.343	1:58.832
8	23.380	1:57.920
74	30.827	2:01.653
27	31.317	2:00.644
92	32.064	2:01.899
72	33.996	1:58.934
60	34.843	2:00.067
333	35.817	1:59.870
26	41.334	2:04.059
162	52.220	2:03.640
29	1:09.329	2:08.049
100	1:10.359	2:07.502
62	1:11.256	2:08.990
199	1:15.128	2:09.932
18	1:16.246	2:12.315
46	1:21.771	2:11.516
25	1:34.013	2:16.499
3	1:42.450	2:17.841
77	1:46.542	2:16.194

LAP 5 @ 16:07:41.530

NO	BEHIND	LAP TIME
13		1:54.762
61	11.118	1:55.059
51	11.607	1:55.506
22	23.353	1:57.776
8	27.056	1:58.438
57	27.987	1:59.406
50	1 Lap	2:24.114
73	1 Lap	2:31.074
74	36.908	2:00.843
27	37.283	2:00.728
92	37.760	2:00.458
72	38.671	1:59.437
60	38.902	1:58.821
333	39.671	1:58.616
26	50.102	2:03.530
162	1:01.229	2:03.771
100	1:20.331	2:04.734

LAP 6 @ 16:09:36.946

NO	BEHIND	LAP TIME
13		1:55.416
25	1 Lap	2:17.254
3	1 Lap	2:16.979
61	9.979	1:54.277
51	10.103	1:53.912
77	1 Lap	2:14.029
22	25.617	1:57.680
8	27.649	1:56.009
57	29.034	1:56.463
74	43.397	2:01.905
27	43.506	2:01.639
92	45.168	2:02.824
72	46.067	2:02.812
333	47.159	2:02.904
60	58.426	2:14.940
26	58.732	2:04.046
50	1 Lap	2:24.586
162	1:10.145	2:04.332
100	1:30.751	2:05.836
29	1:36.410	2:09.097
18	1:38.138	2:03.913
62	1:39.831	2:09.626
199	1:41.426	2:07.691
46	1:51.952	2:10.609

International Sidecar Revival Meeting 2023

DFDS Yamaha Past Masters

RACE 5 - POSITION CHART

No	Name	Lap Pos	Lap					
			1	2	3	4	5	6
13	EDMONDSON	1	13	13	13	13	13	13
57	MOOK	2	61	61	51	61	61	61
51	WHOLEY	3	51	51	61	51	51	51
92	MOOK	4	57	57	22	22	22	22
74	WHITBY	5	74	22	57	57	8	8
72	HAMILTON	6	92	74	8	8	57	57
60	GOUGH	7	8	8	74	74	74	74
61	WELCH	8	22	92	92	27	27	27
8	BALL	9	60	27	27	92	92	92
22	BALLERINI	10	27	60	60	72	72	72
27	HAYWARD	11	333	333	72	60	60	333
333	STUBBERFIELD	12	72	72	333	333	333	60
18	PRENTICE	13	26	26	26	26	26	26
199	FROST	14	162	162	162	162	162	162
100	NEAL	15	18	29	29	29	100	100
26	LEE	16	29	18	62	100	29	29
162	COOPER	17	62	100	100	62	62	18
46	MARSHALL	18	100	62	18	199	199	62
62	PATERSON	19	199	199	199	18	18	199
29	CRIPPS	20	46	46	46	46	46	46
25	WIMBLE	21	25	25	25	25	25	
3	BAILEY	22	3	3	3	3	3	
73	TURNER	23	77	77	77	77	77	
77	COLLINS	24	73	73	73	50	50	
50	MELHUIISH	25	50	50	50	73		

International Sidecar Revival Meeting 2023

DFDS Yamaha Past Masters

RACE 5 - SECTOR ANALYSIS



SECTOR 1 = FL to I1, SECTOR 2 = I1 to FL, DIFF = Difference To Personal Best Lap, P = Crossed Finish Line in Pit Lane, D = Time Disallowed

P1 13		Doug EDMONDSON		Yamaha TZR250 - Stan Stephens Tuning			
IDEAL LAP TIME : 1:53.562		BEST LAP TIME : 1:53.660		DIFFERENCE : 0.098			
LAP	SECTOR 1	SECTOR 2	LAP TIME	MPH	DIFF	TIME OF DAY	
1 -		48.135	1:59.285	65.79	5.625	16:00:03.880	
2 -	1:05.541	48.119	1:53.660 (1)	69.04		16:01:57.540	
3 -	1:06.316	48.021	1:54.337 (2)	68.63	0.677	16:03:51.877	
4 -	1:06.169	48.722	1:54.891	68.30	1.231	16:05:46.768	
5 -	1:06.602	48.160	1:54.762 (3)	68.38	1.102	16:07:41.530	
6 -	1:06.708	48.708	1:55.416	67.99	1.756	16:09:36.946	

P2 61		Paul WELCH		Yamaha TZR250 -			
IDEAL LAP TIME : 1:54.277		BEST LAP TIME : 1:54.277		DIFFERENCE : 0.000			
LAP	SECTOR 1	SECTOR 2	LAP TIME	MPH	DIFF	TIME OF DAY	
1 -		48.580	2:02.759	63.93	8.482	16:00:07.354	
2 -	1:07.363	49.646	1:57.009	67.07	2.732	16:02:04.363	
3 -	1:08.013	48.755	1:56.768	67.21	2.491	16:04:01.131	
4 -	1:07.522	48.936	1:56.458 (3)	67.38	2.181	16:05:57.589	
5 -	1:06.324	48.735	1:55.059 (2)	68.20	0.782	16:07:52.648	
6 -	1:05.698	48.579	1:54.277 (1)	68.67		16:09:46.925	

P3 51		Kevin WHOLEY		Yamaha TZR250 - Twistgrip Motorcycles			
IDEAL LAP TIME : 1:53.699		BEST LAP TIME : 1:53.912		DIFFERENCE : 0.213			
LAP	SECTOR 1	SECTOR 2	LAP TIME	MPH	DIFF	TIME OF DAY	
1 -		49.741	2:03.950	63.31	10.038	16:00:08.545	
2 -	1:06.979	49.193	1:56.172 (3)	67.55	2.260	16:02:04.717	
3 -	1:07.226	49.012	1:56.238	67.51	2.326	16:04:00.955	
4 -	1:07.476	49.200	1:56.676	67.26	2.764	16:05:57.631	
5 -	1:07.241	48.265	1:55.506 (2)	67.94	1.594	16:07:53.137	
6 -	1:05.434	48.478	1:53.912 (1)	68.89		16:09:47.049	

P4 22		Rik BALLERINI		Yamaha TZR250 - SCLS LTD, CAMBRIDGE MC, GECKO RAC			
IDEAL LAP TIME : 1:56.525		BEST LAP TIME : 1:56.525		DIFFERENCE : 0.000			
LAP	SECTOR 1	SECTOR 2	LAP TIME	MPH	DIFF	TIME OF DAY	
1 -		51.294	2:09.292	60.70	12.767	16:00:13.887	
2 -	1:08.521	50.100	1:58.621	66.16	2.096	16:02:12.508	
3 -	1:07.985	50.089	1:58.074	66.46	1.549	16:04:10.582	
4 -	1:07.382	49.143	1:56.525 (1)	67.35		16:06:07.107	
5 -	1:07.948	49.828	1:57.776 (3)	66.63	1.251	16:08:04.883	
6 -	1:07.661	50.019	1:57.680 (2)	66.68	1.155	16:10:02.563	

P5 8		David BALL		Yamaha TZR250 - Gardiner Page and Roe pension consultants			
IDEAL LAP TIME : 1:56.009		BEST LAP TIME : 1:56.009		DIFFERENCE : 0.000			
LAP	SECTOR 1	SECTOR 2	LAP TIME	MPH	DIFF	TIME OF DAY	
1 -		51.402	2:08.988	60.84	12.979	16:00:13.583	
2 -	1:10.201	50.134	2:00.335	65.21	4.326	16:02:13.918	
3 -	1:09.297	49.013	1:58.310 (3)	66.33	2.301	16:04:12.228	
4 -	1:08.389	49.531	1:57.920 (2)	66.55	1.911	16:06:10.148	
5 -	1:08.226	50.212	1:58.438	66.26	2.429	16:08:08.586	
6 -	1:08.053	47.956	1:56.009 (1)	67.65		16:10:04.595	

P6 57		Geoff MOOK		Yamaha TZR250 -			
IDEAL LAP TIME : 1:56.463		BEST LAP TIME : 1:56.463		DIFFERENCE : 0.000			
LAP	SECTOR 1	SECTOR 2	LAP TIME	MPH	DIFF	TIME OF DAY	
1 -		50.787	2:05.795	62.38	9.332	16:00:10.390	
2 -	1:10.092	50.308	2:00.400	65.18	3.937	16:02:10.790	
3 -	1:09.467	51.022	2:00.489	65.13	4.026	16:04:11.279	
4 -	1:08.977	49.855	1:58.832 (2)	66.04	2.369	16:06:10.111	
5 -	1:08.595	50.811	1:59.406 (3)	65.72	2.943	16:08:09.517	
6 -	1:07.758	48.705	1:56.463 (1)	67.38		16:10:05.980	

International Sidecar Revival Meeting 2023

DFDS Yamaha Past Masters

RACE 5 - SECTOR ANALYSIS



SECTOR 1 = FL to I1, SECTOR 2 = I1 to FL, DIFF = Difference To Personal Best Lap, P = Crossed Finish Line in Pit Lane, D = Time Disallowed

P7 74 Paul WHITBY		Yamaha TZR250 - Greybridge Ltd				
IDEAL LAP TIME : 2:00.484		BEST LAP TIME : 2:00.843		DIFFERENCE : 0.359		
LAP	SECTOR 1	SECTOR 2	LAP TIME	MPH	DIFF	TIME OF DAY
1 -		50.968	2:06.933	61.82	6.090	16:00:11.528
2 -	1:09.945	51.702	2:01.647 (2)	64.51	0.804	16:02:13.175
3 -	1:10.047	52.720	2:02.767	63.92	1.924	16:04:15.942
4 -	1:09.947	51.706	2:01.653 (3)	64.51	0.810	16:06:17.595
5 -	1:09.516	51.327	2:00.843 (1)	64.94		16:08:18.438
6 -	1:10.224	51.681	2:01.905	64.37	1.062	16:10:20.343

P8 27 Richard HAYWARD		Yamaha TZR250 - GForce/Hayward R Ltd/SnapOn				
IDEAL LAP TIME : 2:00.302		BEST LAP TIME : 2:00.302		DIFFERENCE : 0.000		
LAP	SECTOR 1	SECTOR 2	LAP TIME	MPH	DIFF	TIME OF DAY
1 -		51.961	2:11.249	59.79	10.947	16:00:15.844
2 -	1:09.834	50.468	2:00.302 (1)	65.23		16:02:16.146
3 -	1:10.313	50.982	2:01.295	64.70	0.993	16:04:17.441
4 -	1:10.034	50.610	2:00.644 (2)	65.05	0.342	16:06:18.085
5 -	1:09.945	50.783	2:00.728 (3)	65.00	0.426	16:08:18.813
6 -	1:10.511	51.128	2:01.639	64.51	1.337	16:10:20.452

P9 92 Andrew MOOK		Yamaha TZR250 -				
IDEAL LAP TIME : 2:00.458		BEST LAP TIME : 2:00.458		DIFFERENCE : 0.000		
LAP	SECTOR 1	SECTOR 2	LAP TIME	MPH	DIFF	TIME OF DAY
1 -		51.489	2:08.210	61.21	7.752	16:00:12.805
2 -	1:10.415	51.829	2:02.244	64.20	1.786	16:02:15.049
3 -	1:10.602	51.282	2:01.884 (2)	64.38	1.426	16:04:16.933
4 -	1:10.360	51.539	2:01.899 (3)	64.38	1.441	16:06:18.832
5 -	1:09.876	50.582	2:00.458 (1)	65.15		16:08:19.290
6 -	1:11.994	50.830	2:02.824	63.89	2.366	16:10:22.114

P10 72 C John HAMILTON		Yamaha TZR250 - LW Racing				
IDEAL LAP TIME : 1:58.013		BEST LAP TIME : 1:58.934		DIFFERENCE : 0.921		
LAP	SECTOR 1	SECTOR 2	LAP TIME	MPH	DIFF	TIME OF DAY
1 -		52.067	2:12.594	59.18	13.660	16:00:17.189
2 -	1:11.967	51.692	2:03.659	63.46	4.725	16:02:20.848
3 -	1:10.569	50.413	2:00.982 (3)	64.86	2.048	16:04:21.830
4 -	1:09.604	49.330	1:58.934 (1)	65.98		16:06:20.764
5 -	1:08.683	50.754	1:59.437 (2)	65.70	0.503	16:08:20.201
6 -	1:11.176	51.636	2:02.812	63.90	3.878	16:10:23.013

P11 333 C Mark STUBBERFIELD		Yamaha TZR250 - Polished concrete London				
IDEAL LAP TIME : 1:58.232		BEST LAP TIME : 1:58.616		DIFFERENCE : 0.384		
LAP	SECTOR 1	SECTOR 2	LAP TIME	MPH	DIFF	TIME OF DAY
1 -		51.530	2:11.672	59.60	13.056	16:00:16.267
2 -	1:12.315	51.225	2:03.540	63.52	4.924	16:02:19.807
3 -	1:11.921	50.987	2:02.908	63.85	4.292	16:04:22.715
4 -	1:10.331	49.539	1:59.870 (2)	65.47	1.254	16:06:22.585
5 -	1:08.693	49.923	1:58.616 (1)	66.16		16:08:21.201
6 -	1:12.466	50.438	2:02.904 (3)	63.85	4.288	16:10:24.105

P12 60 C Danny GOUGH		Yamaha TZR250 - G Force Motorcycles				
IDEAL LAP TIME : 1:57.737		BEST LAP TIME : 1:58.821		DIFFERENCE : 1.084		
LAP	SECTOR 1	SECTOR 2	LAP TIME	MPH	DIFF	TIME OF DAY
1 -		52.049	2:11.248	59.79	12.427	16:00:15.843
2 -	1:11.596	51.978	2:03.574	63.50	4.753	16:02:19.417
3 -	1:11.221	50.906	2:02.127 (3)	64.26	3.306	16:04:21.544
4 -	1:10.692	49.375	2:00.067 (2)	65.36	1.246	16:06:21.611
5 -	1:08.362	50.459	1:58.821 (1)	66.04		16:08:20.432
6 -	1:22.701	52.239	2:14.940	58.15	16.119	16:10:35.372

International Sidecar Revival Meeting 2023

DFDS Yamaha Past Masters

RACE 5 - SECTOR ANALYSIS



SECTOR 1 = FL to I1, SECTOR 2 = I1 to FL, DIFF = Difference To Personal Best Lap, P = Crossed Finish Line in Pit Lane, D = Time Disallowed

P13 26 C		Damian LEE		Yamaha TZR250 - Leed Autos			
IDEAL LAP TIME : 2:02.471		BEST LAP TIME : 2:02.561		DIFFERENCE : 0.090			
LAP	SECTOR 1	SECTOR 2	LAP TIME	MPH	DIFF	TIME OF DAY	
1 -		52.353	2:14.272	58.44	11.711	16:00:18.867	
2 -	1:11.697	50.918	2:02.615 (2)	64.00	0.054	16:02:21.482	
3 -	1:11.553	51.008	2:02.561 (1)	64.03		16:04:24.043	
4 -	1:12.508	51.551	2:04.059	63.26	1.498	16:06:28.102	
5 -	1:12.529	51.001	2:03.530 (3)	63.53	0.969	16:08:31.632	
6 -	1:12.051	51.995	2:04.046	63.26	1.485	16:10:35.678	

P14 162		Darren COOPER		Yamaha TZR250 - Twistgrip Motorcycles			
IDEAL LAP TIME : 2:03.323		BEST LAP TIME : 2:03.640		DIFFERENCE : 0.317			
LAP	SECTOR 1	SECTOR 2	LAP TIME	MPH	DIFF	TIME OF DAY	
1 -		54.816	2:19.789	56.14	16.149	16:00:24.384	
2 -	1:13.279	53.219	2:06.498	62.04	2.858	16:02:30.882	
3 -	1:12.198	52.268	2:04.466	63.05	0.826	16:04:35.348	
4 -	1:11.106	52.534	2:03.640 (1)	63.47		16:06:38.988	
5 -	1:11.055	52.716	2:03.771 (2)	63.40	0.131	16:08:42.759	
6 -	1:11.718	52.614	2:04.332 (3)	63.12	0.692	16:10:47.091	

P15 100 C		James NEAL		Yamaha TZR250 - www.ypmrc.co.uk			
IDEAL LAP TIME : 2:04.504		BEST LAP TIME : 2:04.734		DIFFERENCE : 0.230			
LAP	SECTOR 1	SECTOR 2	LAP TIME	MPH	DIFF	TIME OF DAY	
1 -		56.032	2:23.429	54.71	18.695	16:00:28.024	
2 -	1:17.249	54.255	2:11.504	59.67	6.770	16:02:39.528	
3 -	1:17.092	53.005	2:10.097	60.32	5.363	16:04:49.625	
4 -	1:15.200	52.302	2:07.502 (3)	61.55	2.768	16:06:57.127	
5 -	1:13.572	51.162	2:04.734 (1)	62.91		16:09:01.861	
6 -	1:13.342	52.494	2:05.836 (2)	62.36	1.102	16:11:07.697	

P16 29		Derek CRIPPS		Yamaha TZR250 - Team FBR			
IDEAL LAP TIME : 2:08.049		BEST LAP TIME : 2:08.049		DIFFERENCE : 0.000			
LAP	SECTOR 1	SECTOR 2	LAP TIME	MPH	DIFF	TIME OF DAY	
1 -		55.677	2:22.400	55.11	14.351	16:00:26.995	
2 -	1:16.415	54.686	2:11.101	59.86	3.052	16:02:38.096	
3 -	1:15.775	54.177	2:09.952	60.39	1.903	16:04:48.048	
4 -	1:14.611	53.438	2:08.049 (1)	61.28		16:06:56.097	
5 -	1:14.719	53.443	2:08.162 (2)	61.23	0.113	16:09:04.259	
6 -	1:15.095	54.002	2:09.097 (3)	60.79	1.048	16:11:13.356	

P17 18		Marc PRENTICE		Yamaha TZR250 -			
IDEAL LAP TIME : 2:03.913		BEST LAP TIME : 2:03.913		DIFFERENCE : 0.000			
LAP	SECTOR 1	SECTOR 2	LAP TIME	MPH	DIFF	TIME OF DAY	
1 -		56.339	2:22.112	55.22	18.199	16:00:26.707	
2 -	1:17.537	55.222	2:12.759	59.11	8.846	16:02:39.466	
3 -	1:17.405	53.828	2:11.233 (3)	59.80	7.320	16:04:50.699	
4 -	1:17.503	54.812	2:12.315	59.31	8.402	16:07:03.014	
5 -	1:15.325	52.832	2:08.157 (2)	61.23	4.244	16:09:11.171	
6 -	1:12.501	51.412	2:03.913 (1)	63.33		16:11:15.084	

P18 62 C		David PATERSON		Yamaha TZR250 - The love of a good woman			
IDEAL LAP TIME : 2:08.027		BEST LAP TIME : 2:08.990		DIFFERENCE : 0.963			
LAP	SECTOR 1	SECTOR 2	LAP TIME	MPH	DIFF	TIME OF DAY	
1 -		55.775	2:22.754	54.97	13.764	16:00:27.349	
2 -	1:17.297	55.375	2:12.672	59.15	3.682	16:02:40.021	
3 -	1:16.166	52.847	2:09.013 (2)	60.83	0.023	16:04:49.034	
4 -	1:15.180	53.810	2:08.990 (1)	60.84		16:06:58.024	
5 -	1:15.480	53.647	2:09.127 (3)	60.77	0.137	16:09:07.151	
6 -	1:16.563	53.063	2:09.626	60.54	0.636	16:11:16.777	

International Sidecar Revival Meeting 2023

DFDS Yamaha Past Masters

RACE 5 - SECTOR ANALYSIS



SECTOR 1 = FL to I1, SECTOR 2 = I1 to FL, DIFF = Difference To Personal Best Lap, P = Crossed Finish Line in Pit Lane, D = Time Disallowed

P19 199 C		Michael FROST		Yamaha TZR250 -		
IDEAL LAP TIME : 2:07.477		BEST LAP TIME : 2:07.691		DIFFERENCE : 0.214		
LAP	SECTOR 1	SECTOR 2	LAP TIME	MPH	DIFF	TIME OF DAY
1 -		55.814	2:23.762	54.59	16.071	16:00:28.357
2 -	1:17.479	54.923	2:12.402	59.27	4.711	16:02:40.759
3 -	1:16.904	54.301	2:11.205	59.81	3.514	16:04:51.964
4 -	1:15.335	54.597	2:09.932 (3)	60.40	2.241	16:07:01.896
5 -	1:15.521	53.264	2:08.785 (2)	60.93	1.094	16:09:10.681
6 -	1:14.213	53.478	2:07.691 (1)	61.46		16:11:18.372

P20 46 C		Kevin MARSHALL		Yamaha TZR250 - Stacey Processing		
IDEAL LAP TIME : 2:09.750		BEST LAP TIME : 2:09.750		DIFFERENCE : 0.000		
LAP	SECTOR 1	SECTOR 2	LAP TIME	MPH	DIFF	TIME OF DAY
1 -		57.559	2:26.568	53.54	16.818	16:00:31.163
2 -	1:18.009	55.526	2:13.535	58.77	3.785	16:02:44.698
3 -	1:17.324	55.001	2:12.325	59.30	2.575	16:04:57.023
4 -	1:16.701	54.815	2:11.516 (3)	59.67	1.766	16:07:08.539
5 -	1:15.646	54.104	2:09.750 (1)	60.48		16:09:18.289
6 -	1:15.677	54.932	2:10.609 (2)	60.08	0.859	16:11:28.898

P21 25 C		Stephen WIMBLE		Yamaha TZR250 - S.B.W Contractor		
IDEAL LAP TIME : 2:15.561		BEST LAP TIME : 2:15.561		DIFFERENCE : 0.000		
LAP	SECTOR 1	SECTOR 2	LAP TIME	MPH	DIFF	TIME OF DAY
1 -		57.182	2:28.026	53.01	12.465	16:00:32.621
2 -	1:19.139	56.422	2:15.561 (1)	57.89		16:02:48.182
3 -	1:19.488	56.612	2:16.100 (2)	57.66	0.539	16:05:04.282
4 -	1:19.548	56.951	2:16.499 (3)	57.49	0.938	16:07:20.781
5 -	1:20.663	56.591	2:17.254	57.17	1.693	16:09:38.035

P22 3		Andrew BAILEY		Yamaha TZR250 -		
IDEAL LAP TIME : 2:16.880		BEST LAP TIME : 2:16.979		DIFFERENCE : 0.099		
LAP	SECTOR 1	SECTOR 2	LAP TIME	MPH	DIFF	TIME OF DAY
1 -		58.776	2:30.151	52.26	13.172	16:00:34.746
2 -	1:21.766	57.065	2:18.831	56.52	1.852	16:02:53.577
3 -	1:21.177	56.623	2:17.800 (2)	56.95	0.821	16:05:11.377
4 -	1:21.461	56.380	2:17.841 (3)	56.93	0.862	16:07:29.218
5 -	1:20.500	56.479	2:16.979 (1)	57.29		16:09:46.197

P23 77 C		Adam COLLINS		Yamaha TZR250 - 2 Cows Racing		
IDEAL LAP TIME : 2:14.029		BEST LAP TIME : 2:14.029		DIFFERENCE : 0.000		
LAP	SECTOR 1	SECTOR 2	LAP TIME	MPH	DIFF	TIME OF DAY
1 -		59.589	2:33.878	51.00	19.849	16:00:38.473
2 -	1:22.826	58.549	2:21.375	55.51	7.346	16:02:59.848
3 -	1:19.796	57.472	2:17.268 (3)	57.17	3.239	16:05:17.116
4 -	1:19.494	56.700	2:16.194 (2)	57.62	2.165	16:07:33.310
5 -	1:17.949	56.080	2:14.029 (1)	58.55		16:09:47.339

P24 50 R		Stuart MELHUISH		Yamaha TZR250 -		
IDEAL LAP TIME : 2:23.662		BEST LAP TIME : 2:24.114		DIFFERENCE : 0.452		
LAP	SECTOR 1	SECTOR 2	LAP TIME	MPH	DIFF	TIME OF DAY
1 -		1:02.667	2:46.254	47.20	22.140	16:00:50.849
2 -	1:28.291	1:01.848	2:30.139	52.27	6.025	16:03:20.988
3 -	1:27.208	1:00.236	2:27.444 (3)	53.22	3.330	16:05:48.432
4 -	1:24.063	1:00.051	2:24.114 (1)	54.45		16:08:12.546
5 -	1:24.987	59.599	2:24.586 (2)	54.27	0.472	16:10:37.132

International Sidecar Revival Meeting 2023

DFDS Yamaha Past Masters

RACE 5 - SECTOR ANALYSIS



SECTOR 1 = FL to I1, SECTOR 2 = I1 to FL, DIFF = Difference To Personal Best Lap, P = Crossed Finish Line in Pit Lane, D = Time Disallowed

P25 73 C		Colvin TURNER		Yamaha TZR250 -		
IDEAL LAP TIME : 2:29.224		BEST LAP TIME : 2:30.081		DIFFERENCE : 0.857		
LAP	SECTOR 1	SECTOR 2	LAP TIME	MPH	DIFF	TIME OF DAY
1 -		1:02.484	2:37.425	49.85	7.344	16:00:42.020
2 -	1:26.836	1:03.245	2:30.081 (1)	52.29		16:03:12.101
3 -	1:29.923	1:03.311	2:33.234 (3)	51.21	3.153	16:05:45.335
4 -	1:26.740	1:04.334	2:31.074 (2)	51.94	0.993	16:08:16.409

International Sidecar Revival Meeting 2023

DFDS Yamaha Past Masters

RACE 5 - BEST SECTORS

SECTOR 1			SECTOR 2			IDEAL / BEST COMPARISON						
POS	NO	NAME	TIME	NO	NAME	TIME	POS	NO	NAME	IDEAL	BEST	DIFF
									PERFECT LAP	1:53.390		
1	51	WHOLEY	1:05.434	8	BALL	47.956	1	13	EDMONDSON	1:53.562	1:53.660	0.098
2	13	EDMONDSON	1:05.541	13	EDMONDSON	48.021	2	51	WHOLEY	1:53.699	1:53.912	0.213
3	61	WELCH	1:05.698	51	WHOLEY	48.265	3	61	WELCH	1:54.277	1:54.277	0.000
4	22	BALLERINI	1:07.382	61	WELCH	48.579	4	8	BALL	1:56.009	1:56.009	0.000
5	57	MOOK	1:07.758	57	MOOK	48.705	5	57	MOOK	1:56.463	1:56.463	0.000
6	8	BALL	1:08.053	22	BALLERINI	49.143	6	22	BALLERINI	1:56.525	1:56.525	0.000
7	60	GOUGH	1:08.362	72	HAMILTON	49.330	7	60	GOUGH	1:57.737	1:58.821	1.084
8	72	HAMILTON	1:08.683	60	GOUGH	49.375	8	72	HAMILTON	1:58.013	1:58.934	0.921
9	333	STUBBERFIELD	1:08.693	333	STUBBERFIELD	49.539	9	333	STUBBERFIELD	1:58.232	1:58.616	0.384
10	74	WHITBY	1:09.516	27	HAYWARD	50.468	10	27	HAYWARD	2:00.302	2:00.302	0.000
11	27	HAYWARD	1:09.834	92	MOOK	50.582	11	92	MOOK	2:00.458	2:00.458	0.000
12	92	MOOK	1:09.876	26	LEE	50.918	12	74	WHITBY	2:00.484	2:00.843	0.359
13	162	COOPER	1:11.055	74	WHITBY	50.968	13	26	LEE	2:02.471	2:02.561	0.090
14	26	LEE	1:11.553	100	NEAL	51.162	14	162	COOPER	2:03.323	2:03.640	0.317
15	18	PRENTICE	1:12.501	18	PRENTICE	51.412	15	18	PRENTICE	2:03.913	2:03.913	0.000
16	100	NEAL	1:13.342	162	COOPER	52.268	16	100	NEAL	2:04.504	2:04.734	0.230
17	199	FROST	1:14.213	62	PATERSON	52.847	17	199	FROST	2:07.477	2:07.691	0.214
18	29	CRIPPS	1:14.611	199	FROST	53.264	18	62	PATERSON	2:08.027	2:08.990	0.963
19	62	PATERSON	1:15.180	29	CRIPPS	53.438	19	29	CRIPPS	2:08.049	2:08.049	0.000
20	46	MARSHALL	1:15.646	46	MARSHALL	54.104	20	46	MARSHALL	2:09.750	2:09.750	0.000
21	77	COLLINS	1:17.949	77	COLLINS	56.080	21	77	COLLINS	2:14.029	2:14.029	0.000
22	25	WIMBLE	1:19.139	3	BAILEY	56.380	22	25	WIMBLE	2:15.561	2:15.561	0.000
23	3	BAILEY	1:20.500	25	WIMBLE	56.422	23	3	BAILEY	2:16.880	2:16.979	0.099
24	50	MELHUISH	1:24.063	50	MELHUISH	59.599	24	50	MELHUISH	2:23.662	2:24.114	0.452
25	73	TURNER	1:26.740	73	TURNER	1:02.484	25	73	TURNER	2:29.224	2:30.081	0.857

International Sidecar Revival Meeting 2023

DFDS Yamaha Past Masters

RACE 5 - STATISTICS

Competitors Started 25
Planned Start 2023-08-05 @ 16:10:00.000
Actual Start 2023-08-05 @ 15:58:04.594
Finish Time 2023-08-05 @ 16:09:33.117
Track Length 2.1800mi.
Total Laps 144
Total Distance Covered 313.9226mi.

Session Fastest Lap History

NO	CL	NAME	LAP TIME	TIME OF DAY	LAP	VEHICLE
13		Doug EDMONDSON	1:53.660	16:01:57.552	2	Yamaha TZR250

Session Leader History

NO	CL	NAME	FROM LAP	LAPS LED	DISTANCE	VEHICLE
13		Doug EDMONDSON	1	6	13.08 miles	Yamaha TZR250

Flag History

TYPE	TIME OF DAY
GREEN	15:58:04.594
FINISH	16:09:33.117

Flag Statistics

TYPE	COUNT	TOTAL LAPS	TOTAL TIME
Green	1	6	14:00.563
Red	0	0	0.000
Safety Car	0	0	0.000
FCY	0	0	0.000

International Sidecar Revival Meeting 2023

DFDS Yamaha Past Masters

RACE 5 - STATISTICS

CLASS :

13 Starters

Fastest Lap History

NO	NAME	LAP TIME	TIME OF DAY	LAP	VEHICLE
13	Doug EDMONDSON	1:53.660	16:01:57.552	2	Yamaha TZR250

Leader History

NO	NAME	FROM LAP	LAPS LED	DISTANCE	VEHICLE
13	Doug EDMONDSON	1	6	13.08 miles	Yamaha TZR250

International Sidecar Revival Meeting 2023

DFDS Yamaha Past Masters

RACE 5 - STATISTICS

CLASS : C

11 Starters

Fastest Lap History

NO	NAME	LAP TIME	TIME OF DAY	LAP	VEHICLE
60	Danny GOUGH	2:03.574	16:02:19.446	2	Yamaha TZR250
333	Mark STUBBERFIELD	2:03.540	16:02:19.815	2	Yamaha TZR250
26	Damian LEE	2:02.615	16:02:21.493	2	Yamaha TZR250
60	Danny GOUGH	2:02.127	16:04:21.573	3	Yamaha TZR250
72	John HAMILTON	2:00.982	16:04:21.862	3	Yamaha TZR250
72	John HAMILTON	1:58.934	16:06:20.797	4	Yamaha TZR250
60	Danny GOUGH	1:58.821	16:08:20.460	5	Yamaha TZR250
333	Mark STUBBERFIELD	1:58.616	16:08:21.210	5	Yamaha TZR250

Leader History

NO	NAME	FROM LAP	LAPS LED	DISTANCE	VEHICLE
60	Danny GOUGH	1	3	6.54 miles	Yamaha TZR250
72	John HAMILTON	4	3	6.54 miles	Yamaha TZR250

International Sidecar Revival Meeting 2023

DFDS Yamaha Past Masters

RACE 5 - STATISTICS

CLASS : R

1 Starters

Fastest Lap History

NO	NAME	LAP TIME	TIME OF DAY	LAP	VEHICLE
50	Stuart MELHUISH	2:30.139	16:03:20.999	2	Yamaha TZR250
50	Stuart MELHUISH	2:27.444	16:05:48.442	3	Yamaha TZR250
50	Stuart MELHUISH	2:24.114	16:08:12.556	4	Yamaha TZR250

Leader History

NO	NAME	FROM LAP	LAPS LED	DISTANCE	VEHICLE
50	Stuart MELHUISH	1	5	10.90 miles	Yamaha TZR250

International Sidecar Revival Meeting 2023
DFDS Yamaha Past Masters
RACE 11 - GRID (6 Laps)

ROW 10	28	42 Martin PEARSON		
ROW 9	25	2:30.081 73 Colvin TURNER	26	56 Mike SMITH
ROW 8			27	17 Dan MILES
ROW 8	22	2:15.561 25 Stephen WIMBLE	23	2:16.979 3 Andrew BAILEY
ROW 7			24	2:24.114 50 Stuart MELHUIH
ROW 7	19	2:08.990 62 David PATERSON	20	2:09.750 46 Kevin MARSHALL
ROW 6			21	2:14.029 77 Adam COLLINS
ROW 6	16	2:04.734 100 James NEAL	17	2:07.691 199 Michael FROST
ROW 5			18	2:08.049 29 Derek CRIPPS
ROW 5	13	2:02.561 26 Damian LEE	14	2:03.640 162 Darren COOPER
ROW 4			15	2:03.913 18 Marc PRENTICE
ROW 4	10	2:00.302 27 Richard HAYWARD	11	2:00.458 92 Andrew MOOK
ROW 3			12	2:00.843 74 Paul WHITBY
ROW 3	7	1:58.616 333 Mark STUBBERFIELD	8	1:58.821 60 Danny GOUGH
ROW 2			9	1:58.934 72 John HAMILTON
ROW 2	4	1:56.009 8 David BALL	5	1:56.463 57 Geoff MOOK
ROW 1			6	1:56.525 22 Rik BALLERINI
ROW 1	1	1:53.660 13 Doug EDMONDSON	2	1:53.912 51 Kevin WHOLEY
ROW 1			3	1:54.277 61 Paul WELCH
Pole				

Cadwell Park: 2.1800 miles

These results are provisional until the conclusion of any judicial and technical matters.

Clerk Of Course :

Stewards :

Timekeeper :

Craig Smith

 Results can be found at www.tsl-timing.com

Printed - 16:14 Saturday, 05 August 2023



International Sidecar Revival Meeting 2023
DFDS Yamaha Past Masters
RACE 11 - CLASSIFICATION

POS	NO	CL	PIC NAME	ENTRY	LAPS	TIME	GAP	DIFF	MPH	BEST	ON
1	51		1 Kevin WHOLEY	Yamaha TZR250 - Twistgrip Motorcycles	6	10:43.901			73.12	1:45.374	4
2	13		2 Doug EDMONDSON	Yamaha TZR250 - Stan Stephens Tuning	6	10:44.196	0.295	0.295	73.09	1:45.349	4
3	61		3 Paul WELCH	Yamaha TZR250 -	6	11:01.085	17.184	16.889	71.22	1:48.819	4
4	22		4 Rik BALLERINI	Yamaha TZR250 - SCLS LTD, CAMBRIDGE MC, G	6	11:02.875	18.974	1.790	71.03	1:48.420	4
5	27		5 Richard HAYWARD	Yamaha TZR250 - GForce/Hayward R Ltd/SnapOn	6	11:08.725	24.824	5.850	70.41	1:48.646	6
6	8		6 David BALL	Yamaha TZR250 - Gardiner Page and Roe pension	6	11:09.491	25.590	0.766	70.33	1:49.289	6
7	57		7 Geoff MOOK	Yamaha TZR250 -	6	11:10.361	26.460	0.870	70.24	1:49.309	5
8	74		8 Paul WHITBY	Yamaha TZR250 - Greybridge Ltd	6	11:24.535	40.634	14.174	68.78	1:51.653	3
9	333	C	1 Mark STUBBERFIELD	Yamaha TZR250 - Polished concrete London	6	11:29.440	45.539	4.905	68.29	1:52.504	5
10	60	C	2 Danny GOUGH	Yamaha TZR250 - G Force Motorcycles	6	11:29.546	45.645	0.106	68.28	1:53.211	4
11	92		9 Andrew MOOK	Yamaha TZR250 -	6	11:36.260	52.359	6.714	67.63	1:52.914	6
12	162		10 Darren COOPER	Yamaha TZR250 - Twistgrip Motorcycles	6	11:38.090	54.189	1.830	67.45	1:53.126	6
13	26	C	3 Damian LEE	Yamaha TZR250 - Leed Autos	6	11:38.486	54.585	0.396	67.41	1:52.668	6
14	72	C	4 John HAMILTON	Yamaha TZR250 - LW Racing	6	11:40.196	56.295	1.710	67.25	1:55.028	3
15	199	C	5 Michael FROST	Yamaha TZR250 -	6	11:48.679	1:04.778	8.483	66.44	1:54.498	6
16	29		11 Derek CRIPPS	Yamaha TZR250 - Team FBR	6	11:53.067	1:09.166	4.388	66.03	1:56.555	4
17	46	C	6 Kevin MARSHALL	Yamaha TZR250 - Stacey Processing	6	12:00.145	1:16.244	7.078	65.38	1:57.653	4
18	100	C	7 James NEAL	Yamaha TZR250 - www.ypmrc.co.uk	6	12:02.593	1:18.692	2.448	65.16	1:56.873	6
19	3		12 Andrew BAILEY	Yamaha TZR250 -	6	12:50.386	2:06.485	47.793	61.12	2:05.661	2
20	77	C	8 Adam COLLINS	Yamaha TZR250 - 2 Cows Racing	5	10:44.945	1 Lap	1 Lap	60.84	2:06.759	5
21	25	C	9 Stephen WIMBLE	Yamaha TZR250 - S.B.W Contractor	5	11:07.448	1 Lap	22.503	58.79	2:10.862	4

NOT CLASSIFIED

DNF	18		Marc PRENTICE	Yamaha TZR250 -	1	2:03.055	5 Laps	4 Laps	63.77		
DNF	62	C	David PATERSON	Yamaha TZR250 - The love of a good woman	0						
DNF	50	R	Stuart MELHUIH	Yamaha TZR250 -	0						

FASTEST LAP

13			Doug EDMONDSON	Yamaha TZR250 - Stan Stephens Tuning	4	1:45.349		74.49 mph		119.88 kph	
333	C		Mark STUBBERFIELD	Yamaha TZR250 - Polished concrete London	5	1:52.504		69.75 mph		112.26 kph	

Class - 92.5% of Race Speed = 67.63 mph
 Class C - 92.5% of Race Speed = 63.16 mph

Weather / Track : Cloudy / Wet

These results are provisional until the conclusion of any judicial and technical matters.

Race Distance: 6 Laps / 13.08 miles

Cadwell Park: 2.1800 miles

Date: 05/08/2023 Start: 18:06 Finish: 18:17

Clerk Of Course :

Stewards :

Timekeeper :

Craig Smith

Results can be found at www.tsl-timing.com

Printed - 18:24 Saturday, 05 August 2023



International Sidecar Revival Meeting 2023

DFDS Yamaha Past Masters

RACE 11 - LAP CHART

LAP 1 @ 18:08:37.501

NO	BEHIND	LAP TIME
13		1:52.270
51	0.614	1:52.884
61	1.963	1:54.233
22	3.442	1:55.712
8	4.602	1:56.872
57	4.812	1:57.082
27	5.164	1:57.434
333	8.330	2:00.600
74	8.470	2:00.740
60	9.352	2:01.622
72	10.376	2:02.646
18	10.785	2:03.055
92	11.841	2:04.111
26	12.154	2:04.424
162	12.722	2:04.992
29	14.579	2:06.849
199	15.094	2:07.364
46	15.841	2:08.111
100	18.357	2:10.627
3	22.681	2:14.951
77	23.953	2:16.223
25	27.589	2:19.859

LAP 2 @ 18:10:25.492

NO	BEHIND	LAP TIME
51		1:47.377
13	0.045	1:48.036
61	3.223	1:49.251
22	4.705	1:49.254
57	8.626	1:51.805
8	8.818	1:52.207
27	9.138	1:51.965
74	13.931	1:53.452
333	14.785	1:54.446
60	15.363	1:54.002
72	17.452	1:55.067
92	20.640	1:56.790
26	21.051	1:56.888
162	21.209	1:56.478
29	24.576	1:57.988
199	24.763	1:57.660
46	26.864	1:59.014
100	29.314	1:58.948
3	40.351	2:05.661
77	42.898	2:06.936
25	50.975	2:11.377

LAP 3 @ 18:12:11.539

NO	BEHIND	LAP TIME
13		1:46.002
51	0.688	1:46.735
61	5.999	1:48.823
22	7.591	1:48.933
27	13.107	1:50.016
8	14.058	1:51.287
57	15.048	1:52.469
74	19.537	1:51.653
333	22.902	1:54.164
60	23.165	1:53.849
72	26.433	1:55.028
92	30.017	1:55.424
26	30.535	1:55.531

162	30.708	1:55.546	8	25.590	1:49.289
29	36.158	1:57.629	57	26.460	1:50.003
199	36.252	1:57.536	74	40.634	1:53.221
46	39.114	1:58.297	333	45.539	1:53.031
100	41.959	1:58.692	60	45.645	1:53.504
3	1:00.191	2:05.887	92	52.359	1:52.914
77	1:03.830	2:06.979	162	54.189	1:53.126
25	1:17.048	2:12.120	26	54.585	1:52.668

LAP 4 @ 18:13:56.888

NO	BEHIND	LAP TIME
13		1:45.349
51	0.713	1:45.374
61	9.469	1:48.819
22	10.662	1:48.420
27	17.635	1:49.877
8	18.272	1:49.563
57	19.392	1:49.693
74	27.323	1:53.135
60	31.027	1:53.211
333	32.248	1:54.695
72	36.372	1:55.288
92	38.616	1:53.948
162	39.146	1:53.787
26	39.744	1:54.558
29	47.364	1:56.555
199	47.398	1:56.495
46	51.418	1:57.653
100	55.654	1:59.044
3	1:22.180	2:07.338
77	1:26.529	2:08.048
25	1:42.561	2:10.862

LAP 5 @ 18:15:42.930

NO	BEHIND	LAP TIME
13		1:46.042
51	0.210	1:45.539
61	12.986	1:49.559
22	13.326	1:48.706
27	22.380	1:50.787
8	22.503	1:50.273
57	22.659	1:49.309
74	33.615	1:52.334
60	38.343	1:53.358
333	38.710	1:52.504
92	45.647	1:53.073
72	47.139	1:56.809
162	47.265	1:54.161
26	48.119	1:54.417
199	56.482	1:55.126
29	58.350	1:57.028
46	1:04.443	1:59.067
100	1:08.021	1:58.409
3	1:44.157	2:08.019

LAP 6 @ 18:17:29.132

NO	BEHIND	LAP TIME
51		1:45.992
13	0.295	1:46.497
77	1 Lap	2:06.759
61	17.184	1:50.400
22	18.974	1:51.850
25	1 Lap	2:13.230
27	24.824	1:48.646

International Sidecar Revival Meeting 2023

DFDS Yamaha Past Masters

RACE 11 - POSITION CHART

No	Name	Lap Pos	Lap					
			1	2	3	4	5	6
13	EDMONDSON	1	13	51	13	13	13	51
51	WHOLEY	2	51	13	51	51	51	13
61	WELCH	3	61	61	61	61	61	61
8	BALL	4	22	22	22	22	22	22
57	MOOK	5	8	57	27	27	27	27
22	BALLERINI	6	57	8	8	8	8	8
333	STUBBERFIELD	7	27	27	57	57	57	57
60	GOUGH	8	333	74	74	74	74	74
72	HAMILTON	9	74	333	333	60	60	333
27	HAYWARD	10	60	60	60	333	333	60
92	MOOK	11	72	72	72	72	92	92
74	WHITBY	12	18	92	92	92	72	162
26	LEE	13	92	26	26	162	162	26
162	COOPER	14	26	162	162	26	26	72
18	PRENTICE	15	162	29	29	29	199	199
100	NEAL	16	29	199	199	199	29	29
199	FROST	17	199	46	46	46	46	46
29	CRIPPS	18	46	100	100	100	100	100
62	PATERSON	19	100	3	3	3	3	3
46	MARSHALL	20	3	77	77	77	77	
77	COLLINS	21	77	25	25	25	25	
25	WIMBLE	22	25					
3	BAILEY	23						
50	MELHUIH	24						

International Sidecar Revival Meeting 2023

DFDS Yamaha Past Masters

RACE 11 - SECTOR ANALYSIS



SECTOR 1 = FL to I1, SECTOR 2 = I1 to FL, DIFF = Difference To Personal Best Lap, P = Crossed Finish Line in Pit Lane, D = Time Disallowed

P1 51		Kevin WHOLEY		Yamaha TZR250 - Twistgrip Motorcycles			
IDEAL LAP TIME : 1:45.284		BEST LAP TIME : 1:45.374		DIFFERENCE : 0.090			
LAP	SECTOR 1	SECTOR 2	LAP TIME	MPH	DIFF	TIME OF DAY	
1 -		44.958	1:52.884	69.52	7.510	18:08:38.115	
2 -	1:01.627	45.750	1:47.377	73.08	2.003	18:10:25.492	
3 -	1:02.265	44.470	1:46.735	73.52	1.361	18:12:12.227	
4 -	1:01.011	44.363	1:45.374 (1)	74.47		18:13:57.601	
5 -	1:01.266	44.273	1:45.539 (2)	74.36	0.165	18:15:43.140	
6 -	1:01.224	44.768	1:45.992 (3)	74.04	0.618	18:17:29.132	

P2 13		Doug EDMONDSON		Yamaha TZR250 - Stan Stephens Tuning			
IDEAL LAP TIME : 1:45.349		BEST LAP TIME : 1:45.349		DIFFERENCE : 0.000			
LAP	SECTOR 1	SECTOR 2	LAP TIME	MPH	DIFF	TIME OF DAY	
1 -		44.771	1:52.270	69.90	6.921	18:08:37.501	
2 -	1:02.516	45.520	1:48.036	72.64	2.687	18:10:25.537	
3 -	1:01.937	44.065	1:46.002 (2)	74.03	0.653	18:12:11.539	
4 -	1:01.285	44.064	1:45.349 (1)	74.49		18:13:56.888	
5 -	1:01.476	44.566	1:46.042 (3)	74.00	0.693	18:15:42.930	
6 -	1:02.129	44.368	1:46.497	73.69	1.148	18:17:29.427	

P3 61		Paul WELCH		Yamaha TZR250 -			
IDEAL LAP TIME : 1:48.615		BEST LAP TIME : 1:48.819		DIFFERENCE : 0.204			
LAP	SECTOR 1	SECTOR 2	LAP TIME	MPH	DIFF	TIME OF DAY	
1 -		45.703	1:54.233	68.70	5.414	18:08:39.464	
2 -	1:02.962	46.289	1:49.251 (3)	71.83	0.432	18:10:28.715	
3 -	1:03.037	45.786	1:48.823 (2)	72.11	0.004	18:12:17.538	
4 -	1:02.912	45.907	1:48.819 (1)	72.12		18:14:06.357	
5 -	1:03.411	46.148	1:49.559	71.63	0.740	18:15:55.916	
6 -	1:03.951	46.449	1:50.400	71.08	1.581	18:17:46.316	

P4 22		Rik BALLERINI		Yamaha TZR250 - SCLS LTD, CAMBRIDGE MC, GECKO RAC			
IDEAL LAP TIME : 1:48.159		BEST LAP TIME : 1:48.420		DIFFERENCE : 0.261			
LAP	SECTOR 1	SECTOR 2	LAP TIME	MPH	DIFF	TIME OF DAY	
1 -		46.076	1:55.712	67.82	7.292	18:08:40.943	
2 -	1:02.752	46.502	1:49.254	71.83	0.834	18:10:30.197	
3 -	1:03.116	45.817	1:48.933 (3)	72.04	0.513	18:12:19.130	
4 -	1:02.867	45.553	1:48.420 (1)	72.38		18:14:07.550	
5 -	1:02.606	46.100	1:48.706 (2)	72.19	0.286	18:15:56.256	
6 -	1:03.327	48.523	1:51.850	70.16	3.430	18:17:48.106	

P5 27		Richard HAYWARD		Yamaha TZR250 - GForce/Hayward R Ltd/SnapOn			
IDEAL LAP TIME : 1:48.585		BEST LAP TIME : 1:48.646		DIFFERENCE : 0.061			
LAP	SECTOR 1	SECTOR 2	LAP TIME	MPH	DIFF	TIME OF DAY	
1 -		47.187	1:57.434	66.82	8.788	18:08:42.665	
2 -	1:04.633	47.332	1:51.965	70.09	3.319	18:10:34.630	
3 -	1:04.426	45.590	1:50.016 (3)	71.33	1.370	18:12:24.646	
4 -	1:03.865	46.012	1:49.877 (2)	71.42	1.231	18:14:14.523	
5 -	1:04.268	46.519	1:50.787	70.83	2.141	18:16:05.310	
6 -	1:02.995	45.651	1:48.646 (1)	72.23		18:17:53.956	

P6 8		David BALL		Yamaha TZR250 - Gardiner Page and Roe pension consultants			
IDEAL LAP TIME : 1:49.170		BEST LAP TIME : 1:49.289		DIFFERENCE : 0.119			
LAP	SECTOR 1	SECTOR 2	LAP TIME	MPH	DIFF	TIME OF DAY	
1 -		46.929	1:56.872	67.15	7.583	18:08:42.103	
2 -	1:05.024	47.183	1:52.207	69.94	2.918	18:10:34.310	
3 -	1:04.770	46.517	1:51.287	70.52	1.998	18:12:25.597	
4 -	1:03.763	45.800	1:49.563 (2)	71.63	0.274	18:14:15.160	
5 -	1:03.519	46.754	1:50.273 (3)	71.16	0.984	18:16:05.433	
6 -	1:03.370	45.919	1:49.289 (1)	71.81		18:17:54.722	

International Sidecar Revival Meeting 2023

DFDS Yamaha Past Masters

RACE 11 - SECTOR ANALYSIS



SECTOR 1 = FL to I1, SECTOR 2 = I1 to FL, DIFF = Difference To Personal Best Lap, P = Crossed Finish Line in Pit Lane, D = Time Disallowed

P7 57		Geoff MOOK		Yamaha TZR250 -			
IDEAL LAP TIME : 1:49.299		BEST LAP TIME : 1:49.309		DIFFERENCE : 0.010			
LAP	SECTOR 1	SECTOR 2	LAP TIME	MPH	DIFF	TIME OF DAY	
1 -		46.985	1:57.082	67.03	7.773	18:08:42.313	
2 -	1:04.305	47.500	1:51.805	70.19	2.496	18:10:34.118	
3 -	1:05.421	47.048	1:52.469	69.77	3.160	18:12:26.587	
4 -	1:03.163	46.530	1:49.693 (2)	71.54	0.384	18:14:16.280	
5 -	1:03.173	46.136	1:49.309 (1)	71.79		18:16:05.589	
6 -	1:03.550	46.453	1:50.003 (3)	71.34	0.694	18:17:55.592	

P8 74		Paul WHITBY		Yamaha TZR250 - Greybridge Ltd			
IDEAL LAP TIME : 1:51.653		BEST LAP TIME : 1:51.653		DIFFERENCE : 0.000			
LAP	SECTOR 1	SECTOR 2	LAP TIME	MPH	DIFF	TIME OF DAY	
1 -		48.539	2:00.740	64.99	9.087	18:08:45.971	
2 -	1:05.160	48.292	1:53.452	69.17	1.799	18:10:39.423	
3 -	1:04.140	47.513	1:51.653 (1)	70.28		18:12:31.076	
4 -	1:05.276	47.859	1:53.135 (3)	69.36	1.482	18:14:24.211	
5 -	1:04.617	47.717	1:52.334 (2)	69.86	0.681	18:16:16.545	
6 -	1:04.751	48.470	1:53.221	69.31	1.568	18:18:09.766	

P9 333 C		Mark STUBBERFIELD		Yamaha TZR250 - Polished concrete London			
IDEAL LAP TIME : 1:52.504		BEST LAP TIME : 1:52.504		DIFFERENCE : 0.000			
LAP	SECTOR 1	SECTOR 2	LAP TIME	MPH	DIFF	TIME OF DAY	
1 -		48.562	2:00.600	65.07	8.096	18:08:45.831	
2 -	1:06.641	47.805	1:54.446	68.57	1.942	18:10:40.277	
3 -	1:06.010	48.154	1:54.164 (3)	68.74	1.660	18:12:34.441	
4 -	1:06.882	47.813	1:54.695	68.42	2.191	18:14:29.136	
5 -	1:05.432	47.072	1:52.504 (1)	69.75		18:16:21.640	
6 -	1:05.496	47.535	1:53.031 (2)	69.43	0.527	18:18:14.671	

P10 60 C		Danny GOUGH		Yamaha TZR250 - G Force Motorcycles			
IDEAL LAP TIME : 1:52.938		BEST LAP TIME : 1:53.211		DIFFERENCE : 0.273			
LAP	SECTOR 1	SECTOR 2	LAP TIME	MPH	DIFF	TIME OF DAY	
1 -		48.464	2:01.622	64.52	8.411	18:08:46.853	
2 -	1:06.183	47.819	1:54.002	68.84	0.791	18:10:40.855	
3 -	1:05.669	48.180	1:53.849	68.93	0.638	18:12:34.704	
4 -	1:05.942	47.269	1:53.211 (1)	69.32		18:14:27.915	
5 -	1:06.058	47.300	1:53.358 (2)	69.23	0.147	18:16:21.273	
6 -	1:06.187	47.317	1:53.504 (3)	69.14	0.293	18:18:14.777	

P11 92		Andrew MOOK		Yamaha TZR250 -			
IDEAL LAP TIME : 1:52.570		BEST LAP TIME : 1:52.914		DIFFERENCE : 0.344			
LAP	SECTOR 1	SECTOR 2	LAP TIME	MPH	DIFF	TIME OF DAY	
1 -		49.042	2:04.111	63.23	11.197	18:08:49.342	
2 -	1:07.597	49.193	1:56.790	67.19	3.876	18:10:46.132	
3 -	1:07.173	48.251	1:55.424	67.99	2.510	18:12:41.556	
4 -	1:06.290	47.658	1:53.948 (3)	68.87	1.034	18:14:35.504	
5 -	1:05.574	47.499	1:53.073 (2)	69.40	0.159	18:16:28.577	
6 -	1:05.071	47.843	1:52.914 (1)	69.50		18:18:21.491	

P12 162		Darren COOPER		Yamaha TZR250 - Twistgrip Motorcycles			
IDEAL LAP TIME : 1:52.334		BEST LAP TIME : 1:53.126		DIFFERENCE : 0.792			
LAP	SECTOR 1	SECTOR 2	LAP TIME	MPH	DIFF	TIME OF DAY	
1 -		48.896	2:04.992	62.78	11.866	18:08:50.223	
2 -	1:07.145	49.333	1:56.478	67.37	3.352	18:10:46.701	
3 -	1:07.024	48.522	1:55.546	67.92	2.420	18:12:42.247	
4 -	1:06.172	47.615	1:53.787 (2)	68.97	0.661	18:14:36.034	
5 -	1:05.407	48.754	1:54.161 (3)	68.74	1.035	18:16:30.195	
6 -	1:04.719	48.407	1:53.126 (1)	69.37		18:18:23.321	

International Sidecar Revival Meeting 2023

DFDS Yamaha Past Masters

RACE 11 - SECTOR ANALYSIS



SECTOR 1 = FL to I1, SECTOR 2 = I1 to FL, DIFF = Difference To Personal Best Lap, P = Crossed Finish Line in Pit Lane, D = Time Disallowed

P13 26 C		Damian LEE		Yamaha TZR250 - Leed Autos			
IDEAL LAP TIME : 1:52.668		BEST LAP TIME : 1:52.668		DIFFERENCE : 0.000			
LAP	SECTOR 1	SECTOR 2	LAP TIME	MPH	DIFF	TIME OF DAY	
1 -		48.745	2:04.424	63.07	11.756	18:08:49.655	
2 -	1:07.972	48.916	1:56.888	67.14	4.220	18:10:46.543	
3 -	1:07.451	48.080	1:55.531	67.93	2.863	18:12:42.074	
4 -	1:06.758	47.800	1:54.558 (3)	68.50	1.890	18:14:36.632	
5 -	1:06.925	47.492	1:54.417 (2)	68.59	1.749	18:16:31.049	
6 -	1:05.715	46.953	1:52.668 (1)	69.65		18:18:23.717	

P14 72 C		John HAMILTON		Yamaha TZR250 - LW Racing			
IDEAL LAP TIME : 1:54.339		BEST LAP TIME : 1:55.028		DIFFERENCE : 0.689			
LAP	SECTOR 1	SECTOR 2	LAP TIME	MPH	DIFF	TIME OF DAY	
1 -		48.109	2:02.646	63.98	7.618	18:08:47.877	
2 -	1:06.230	48.837	1:55.067 (2)	68.20	0.039	18:10:42.944	
3 -	1:06.452	48.576	1:55.028 (1)	68.22		18:12:37.972	
4 -	1:06.288	49.000	1:55.288 (3)	68.07	0.260	18:14:33.260	
5 -	1:07.310	49.499	1:56.809	67.18	1.781	18:16:30.069	
6 -	1:06.360	48.998	1:55.358	68.03	0.330	18:18:25.427	

P15 199 C		Michael FROST		Yamaha TZR250 -			
IDEAL LAP TIME : 1:54.174		BEST LAP TIME : 1:54.498		DIFFERENCE : 0.324			
LAP	SECTOR 1	SECTOR 2	LAP TIME	MPH	DIFF	TIME OF DAY	
1 -		50.516	2:07.364	61.61	12.866	18:08:52.595	
2 -	1:08.004	49.656	1:57.660	66.70	3.162	18:10:50.255	
3 -	1:08.056	49.480	1:57.536	66.77	3.038	18:12:47.791	
4 -	1:07.116	49.379	1:56.495 (3)	67.36	1.997	18:14:44.286	
5 -	1:07.045	48.081	1:55.126 (2)	68.16	0.628	18:16:39.412	
6 -	1:06.093	48.405	1:54.498 (1)	68.54		18:18:33.910	

P16 29		Derek CRIPPS		Yamaha TZR250 - Team FBR			
IDEAL LAP TIME : 1:56.172		BEST LAP TIME : 1:56.555		DIFFERENCE : 0.383			
LAP	SECTOR 1	SECTOR 2	LAP TIME	MPH	DIFF	TIME OF DAY	
1 -		49.955	2:06.849	61.86	10.294	18:08:52.080	
2 -	1:07.773	50.215	1:57.988	66.51	1.433	18:10:50.068	
3 -	1:07.771	49.858	1:57.629	66.71	1.074	18:12:47.697	
4 -	1:06.623	49.932	1:56.555 (1)	67.33		18:14:44.252	
5 -	1:07.479	49.549	1:57.028 (3)	67.06	0.473	18:16:41.280	
6 -	1:06.983	50.035	1:57.018 (2)	67.06	0.463	18:18:38.298	

P17 46 C		Kevin MARSHALL		Yamaha TZR250 - Stacey Processing			
IDEAL LAP TIME : 1:57.596		BEST LAP TIME : 1:57.653		DIFFERENCE : 0.057			
LAP	SECTOR 1	SECTOR 2	LAP TIME	MPH	DIFF	TIME OF DAY	
1 -		50.236	2:08.111	61.25	10.458	18:08:53.342	
2 -	1:09.451	49.563	1:59.014	65.94	1.361	18:10:52.356	
3 -	1:08.705	49.592	1:58.297 (3)	66.34	0.644	18:12:50.653	
4 -	1:08.207	49.446	1:57.653 (1)	66.70		18:14:48.306	
5 -	1:09.252	49.815	1:59.067	65.91	1.414	18:16:47.373	
6 -	1:08.614	49.389	1:58.003 (2)	66.50	0.350	18:18:45.376	

P18 100 C		James NEAL		Yamaha TZR250 - www.ypmrc.co.uk			
IDEAL LAP TIME : 1:56.873		BEST LAP TIME : 1:56.873		DIFFERENCE : 0.000			
LAP	SECTOR 1	SECTOR 2	LAP TIME	MPH	DIFF	TIME OF DAY	
1 -		50.314	2:10.627	60.07	13.754	18:08:55.858	
2 -	1:09.338	49.610	1:58.948	65.97	2.075	18:10:54.806	
3 -	1:09.095	49.597	1:58.692 (3)	66.12	1.819	18:12:53.498	
4 -	1:08.887	50.157	1:59.044	65.92	2.171	18:14:52.542	
5 -	1:08.781	49.628	1:58.409 (2)	66.27	1.536	18:16:50.951	
6 -	1:07.923	48.950	1:56.873 (1)	67.15		18:18:47.824	

International Sidecar Revival Meeting 2023

DFDS Yamaha Past Masters

RACE 11 - SECTOR ANALYSIS



SECTOR 1 = FL to I1, SECTOR 2 = I1 to FL, DIFF = Difference To Personal Best Lap, P = Crossed Finish Line in Pit Lane, D = Time Disallowed

P19		3		Andrew BAILEY		Yamaha TZR250 -	
IDEAL LAP TIME : 2:05.572		BEST LAP TIME : 2:05.661		DIFFERENCE : 0.089			
LAP	SECTOR 1	SECTOR 2	LAP TIME	MPH	DIFF	TIME OF DAY	
1 -		52.204	2:14.951	58.15	9.290	18:09:00.182	
2 -	1:13.584	52.077	2:05.661 (1)	62.45		18:11:05.843	
3 -	1:13.899	51.988	2:05.887 (2)	62.34	0.226	18:13:11.730	
4 -	1:14.655	52.683	2:07.338 (3)	61.63	1.677	18:15:19.068	
5 -	1:15.155	52.864	2:08.019	61.30	2.358	18:17:27.087	
6 -	1:15.121	53.409	2:08.530	61.06	2.869	18:19:35.617	

P20		77 C		Adam COLLINS		Yamaha TZR250 - 2 Cows Racing	
IDEAL LAP TIME : 2:06.555		BEST LAP TIME : 2:06.759		DIFFERENCE : 0.204			
LAP	SECTOR 1	SECTOR 2	LAP TIME	MPH	DIFF	TIME OF DAY	
1 -		52.784	2:16.223	57.61	9.464	18:09:01.454	
2 -	1:13.782	53.154	2:06.936 (2)	61.82	0.177	18:11:08.390	
3 -	1:13.793	53.186	2:06.979 (3)	61.80	0.220	18:13:15.369	
4 -	1:15.275	52.773	2:08.048	61.29	1.289	18:15:23.417	
5 -	1:13.904	52.855	2:06.759 (1)	61.91		18:17:30.176	

P21		25 C		Stephen WIMBLE		Yamaha TZR250 - S.B.W Contractor	
IDEAL LAP TIME : 2:10.810		BEST LAP TIME : 2:10.862		DIFFERENCE : 0.052			
LAP	SECTOR 1	SECTOR 2	LAP TIME	MPH	DIFF	TIME OF DAY	
1 -		54.448	2:19.859	56.11	8.997	18:09:05.090	
2 -	1:17.022	54.355	2:11.377 (2)	59.73	0.515	18:11:16.467	
3 -	1:17.507	54.613	2:12.120 (3)	59.40	1.258	18:13:28.587	
4 -	1:16.455	54.407	2:10.862 (1)	59.97		18:15:39.449	
5 -	1:18.458	54.772	2:13.230	58.90	2.368	18:17:52.679	

P22		18		Marc PRENTICE		Yamaha TZR250 -	
IDEAL LAP TIME :		BEST LAP TIME :		DIFFERENCE :			
LAP	SECTOR 1	SECTOR 2	LAP TIME	MPH	DIFF	TIME OF DAY	
1 -		48.141	2:03.055	63.77		18:08:48.286	

International Sidecar Revival Meeting 2023

DFDS Yamaha Past Masters

RACE 11 - BEST SECTORS

SECTOR 1			SECTOR 2			IDEAL / BEST COMPARISON						
POS	NO	NAME	TIME	NO	NAME	TIME	POS	NO	NAME	IDEAL	BEST	DIFF
									PERFECT LAP	1:45.075		
1	51	WHOLEY	1:01.011	13	EDMONDSON	44.064	1	51	WHOLEY	1:45.284	1:45.374	0.090
2	13	EDMONDSON	1:01.285	51	WHOLEY	44.273	2	13	EDMONDSON	1:45.349	1:45.349	0.000
3	22	BALLERINI	1:02.606	22	BALLERINI	45.553	3	22	BALLERINI	1:48.159	1:48.420	0.261
4	61	WELCH	1:02.912	27	HAYWARD	45.590	4	27	HAYWARD	1:48.585	1:48.646	0.061
5	27	HAYWARD	1:02.995	61	WELCH	45.703	5	61	WELCH	1:48.615	1:48.819	0.204
6	57	MOOK	1:03.163	8	BALL	45.800	6	8	BALL	1:49.170	1:49.289	0.119
7	8	BALL	1:03.370	57	MOOK	46.136	7	57	MOOK	1:49.299	1:49.309	0.010
8	74	WHITBY	1:04.140	26	LEE	46.953	8	74	WHITBY	1:51.653	1:51.653	0.000
9	162	COOPER	1:04.719	333	STUBBERFIELD	47.072	9	162	COOPER	1:52.334	1:53.126	0.792
10	92	MOOK	1:05.071	60	GOUGH	47.269	10	333	STUBBERFIELD	1:52.504	1:52.504	0.000
11	333	STUBBERFIELD	1:05.432	92	MOOK	47.499	11	92	MOOK	1:52.570	1:52.914	0.344
12	60	GOUGH	1:05.669	74	WHITBY	47.513	12	26	LEE	1:52.668	1:52.668	0.000
13	26	LEE	1:05.715	162	COOPER	47.615	13	60	GOUGH	1:52.938	1:53.211	0.273
14	199	FROST	1:06.093	199	FROST	48.081	14	199	FROST	1:54.174	1:54.498	0.324
15	72	HAMILTON	1:06.230	72	HAMILTON	48.109	15	72	HAMILTON	1:54.339	1:55.028	0.689
16	29	CRIPPS	1:06.623	18	PRENTICE	48.141	16	29	CRIPPS	1:56.172	1:56.555	0.383
17	100	NEAL	1:07.923	100	NEAL	48.950	17	100	NEAL	1:56.873	1:56.873	0.000
18	46	MARSHALL	1:08.207	46	MARSHALL	49.389	18	46	MARSHALL	1:57.596	1:57.653	0.057
19	3	BAILEY	1:13.584	29	CRIPPS	49.549	19	3	BAILEY	2:05.572	2:05.661	0.089
20	77	COLLINS	1:13.782	3	BAILEY	51.988	20	77	COLLINS	2:06.555	2:06.759	0.204
21	25	WIMBLE	1:16.455	77	COLLINS	52.773	21	25	WIMBLE	2:10.810	2:10.862	0.052
22				25	WIMBLE	54.355	22	18	PRENTICE			
23												
24												

International Sidecar Revival Meeting 2023

DFDS Yamaha Past Masters

RACE 11 - STATISTICS

Competitors Started 24
Planned Start 2023-08-05 @ 17:50:00.000
Actual Start 2023-08-05 @ 18:06:45.230
Finish Time 2023-08-05 @ 18:17:28.152
Track Length 2.1800mi.
Total Laps 125
Total Distance Covered 272.5023mi.

Session Fastest Lap History

NO	CL	NAME	LAP TIME	TIME OF DAY	LAP	VEHICLE
51		Kevin WHOLEY	1:47.377	18:10:25.520	2	Yamaha TZR250
13		Doug EDMONDSON	1:46.002	18:12:11.571	3	Yamaha TZR250
13		Doug EDMONDSON	1:45.349	18:13:56.919	4	Yamaha TZR250

Session Leader History

NO	CL	NAME	FROM LAP	LAPS LED	DISTANCE	VEHICLE
13		Doug EDMONDSON	1	1	2.18 miles	Yamaha TZR250
51		Kevin WHOLEY	2	1	2.18 miles	Yamaha TZR250
13		Doug EDMONDSON	3	3	6.54 miles	Yamaha TZR250
51		Kevin WHOLEY	6	1	2.18 miles	Yamaha TZR250

Flag History

TYPE	TIME OF DAY
GREEN	18:06:45.230
FINISH	18:17:28.152

Flag Statistics

TYPE	COUNT	TOTAL LAPS	TOTAL TIME
Green	1	6	12:56.208
Red	0	0	0.000
Safety Car	0	0	0.000
FCY	0	0	0.000

International Sidecar Revival Meeting 2023

DFDS Yamaha Past Masters

RACE 11 - STATISTICS

CLASS :

13 Starters

Fastest Lap History

NO	NAME	LAP TIME	TIME OF DAY	LAP	VEHICLE
51	Kevin WHOLEY	1:47.377	18:10:25.520	2	Yamaha TZR250
13	Doug EDMONDSON	1:46.002	18:12:11.571	3	Yamaha TZR250
13	Doug EDMONDSON	1:45.349	18:13:56.919	4	Yamaha TZR250

Leader History

NO	NAME	FROM LAP	LAPS LED	DISTANCE	VEHICLE
13	Doug EDMONDSON	1	1	2.18 miles	Yamaha TZR250
51	Kevin WHOLEY	2	1	2.18 miles	Yamaha TZR250
13	Doug EDMONDSON	3	3	6.54 miles	Yamaha TZR250
51	Kevin WHOLEY	6	1	2.18 miles	Yamaha TZR250

International Sidecar Revival Meeting 2023

DFDS Yamaha Past Masters

RACE 11 - STATISTICS

CLASS : C

10 Starters

Fastest Lap History

NO	NAME	LAP TIME	TIME OF DAY	LAP	VEHICLE
333	Mark STUBBERFIELD	1:54.446	18:10:40.286	2	Yamaha TZR250
60	Danny GOUGH	1:54.002	18:10:40.883	2	Yamaha TZR250
60	Danny GOUGH	1:53.849	18:12:34.731	3	Yamaha TZR250
60	Danny GOUGH	1:53.211	18:14:27.943	4	Yamaha TZR250
333	Mark STUBBERFIELD	1:52.504	18:16:21.648	5	Yamaha TZR250

Leader History

NO	NAME	FROM LAP	LAPS LED	DISTANCE	VEHICLE
333	Mark STUBBERFIELD	1	3	6.54 miles	Yamaha TZR250
60	Danny GOUGH	4	2	4.36 miles	Yamaha TZR250
333	Mark STUBBERFIELD	6	1	2.18 miles	Yamaha TZR250

International Sidecar Revival Meeting 2023
DFDS Yamaha Past Masters
RACE 1 - GRID (8 Laps)

ROW 10	28	42 Martin PEARSON						
ROW 9	25	73 Colvin TURNER	26	56 Mike SMITH	27	17 Dan MILES		
ROW 8			22	25 Stephen WIMBLE 2:10.862	23	62 David PATERSON	24	50 Stuart MELHUIH
ROW 7	19	3 Andrew BAILEY 2:05.661	20	77 Adam COLLINS 2:06.759	21	18 Marc PRENTICE		
ROW 6			16	29 Derek CRIPPS 1:56.555	17	100 James NEAL 1:56.873	18	46 Kevin MARSHALL 1:57.653
ROW 5	13	60 Danny GOUGH 1:53.211	14	199 Michael FROST 1:54.498	15	72 John HAMILTON 1:55.028		
ROW 4			10	26 Damian LEE 1:52.668	11	92 Andrew MOOK 1:52.914	12	162 Darren COOPER 1:53.126
ROW 3	7	57 Geoff MOOK 1:49.309	8	74 Paul WHITBY 1:51.653	9	333 Mark STUBBERFIELD 1:52.504		
ROW 2			4	27 Richard HAYWARD 1:48.646	5	61 Paul WELCH 1:48.819	6	8 David BALL 1:49.289
ROW 1	1	13 Doug EDMONDSON 1:45.349	2	51 Kevin WHOLEY 1:45.374	3	22 Rik BALLERINI 1:48.420		
Pole								

Cadwell Park: 2.1800 miles

These results are provisional until the conclusion of any judicial and technical matters.

Clerk Of Course :

Stewards :

Timekeeper :

Craig Smith

 Results can be found at www.tsl-timing.com

Printed - 18:26 Saturday, 05 August 2023



International Sidecar Revival Meeting 2023
DFDS Yamaha Past Masters
RACE 1 - CLASSIFICATION

POS	NO	CL	PIC NAME	ENTRY	LAPS	TIME	GAP	DIFF	MPH	BEST	ON
1	13		1 Doug EDMONDSON	Yamaha TZR250 - Stan Stephens Tuning	7	12:06.886			75.57	1:41.721	7
2	51*		2 Kevin WHOLEY	Yamaha TZR250 - Twistgrip Motorcycles	7	12:06.959	0.072	0.072	75.57	1:42.027	7
3	27		3 Richard HAYWARD	Yamaha TZR250 - GForce/Hayward R Ltd/SnapOn	7	12:30.727	23.841	23.768	73.17	1:45.801	6
4	8		4 David BALL	Yamaha TZR250 - Gardiner Page and Roe pension	7	12:31.275	24.389	0.548	73.12	1:45.906	2
5	57		5 Geoff MOOK	Yamaha TZR250 -	7	12:31.307	24.421	0.032	73.12	1:43.878	6
6	74		6 Paul WHITBY	Yamaha TZR250 - Greybridge Ltd	7	12:33.815	26.929	2.508	72.87	1:46.188	5
7	56		7 Mike SMITH	Yamaha RD350YPVS - Smiffs Garage	7	12:36.478	29.592	2.663	72.62	1:45.147	6
8	92		8 Andrew MOOK	Yamaha TZR250 -	7	12:58.240	51.354	21.762	70.59	1:48.016	6
9	29		9 Derek CRIPPS	Yamaha TZR250 - Team FBR	7	13:01.557	54.671	3.317	70.29	1:48.044	7
10	26	C	1 Damian LEE	Yamaha TZR250 - Leed Autos	7	13:01.684	54.798	0.127	70.27	1:48.575	5
11	72	C	2 John HAMILTON	Yamaha TZR250 - LW Racing	7	13:02.834	55.948	1.150	70.17	1:49.084	6
12	60	C	3 Danny GOUGH	Yamaha TZR250 - G Force Motorcycles	7	13:06.471	59.585	3.637	69.85	1:49.999	5
13	162		10 Darren COOPER	Yamaha TZR250 - Twistgrip Motorcycles	7	13:08.034	1:01.148	1.563	69.71	1:49.472	5
14	333	C	4 Mark STUBBERFIELD	Yamaha TZR250 - Polished concrete London	7	13:24.967	1:18.081	16.933	68.24	1:52.319	2
15	18		11 Marc PRENTICE	Yamaha TZR250 -	7	13:35.119	1:28.233	10.152	67.39	1:52.680	2
16	46	C	5 Kevin MARSHALL	Yamaha TZR250 - Stacey Processing	7	13:35.988	1:29.102	0.869	67.32	1:54.483	6
17	62	C	6 David PATERSON	Yamaha TZR250 - The love of a good woman	7	13:52.145	1:45.259	16.157	66.01	1:56.955	7
18	3		12 Andrew BAILEY	Yamaha TZR250 -	6	12:25.715	1 Lap	1 Lap	63.14	2:02.291	3
19	73	C	7 Colvin TURNER	Yamaha TZR250 -	6	12:35.155	1 Lap	9.440	62.35	2:04.161	5
20	77	C	8 Adam COLLINS	Yamaha TZR250 - 2 Cows Racing	6	12:40.787	1 Lap	5.632	61.89	2:04.238	5

NOT CLASSIFIED

DNF	61		Paul WELCH	Yamaha TZR250 -	5	9:01.548	2 Laps	1 Lap	72.45	1:46.464	2
DNF	100	C	James NEAL	Yamaha TZR250 - www.ypmrc.co.uk	3	5:58.773	4 Laps	2 Laps	65.62	1:55.496	3
DNF	25	C	Stephen WIMBLE	Yamaha TZR250 - S.B.W Contractor	3	6:39.010	4 Laps	40.237	59.00	2:10.051	2

FASTEST LAP

13			Doug EDMONDSON	Yamaha TZR250 - Stan Stephens Tuning	7	1:41.721			77.15 mph	124.16 kph
26	C		Damian LEE	Yamaha TZR250 - Leed Autos	5	1:48.575			72.28 mph	116.32 kph

* No. 51 - Please fit a working transponder
 Class - 92.5% of Race Speed = 69.90 mph
 Class C - 92.5% of Race Speed = 64.99 mph

Weather / Track : Cloudy / Dry

These results are provisional until the conclusion of any judicial and technical matters.

 Race Distance: 7 Laps / 15.26 miles
 Cadwell Park: 2.1800 miles
 Date: 06/08/2023 Start: 09:28 Finish: 09:40

Clerk Of Course :

Stewards :

Timekeeper :

Craig Smith

 Results can be found at www.tsl-timing.com

Printed - 09:43 Sunday, 06 August 2023



International Sidecar Revival Meeting 2023

DFDS Yamaha Past Masters

RACE 1 - LAP CHART

LAP 1 @ 09:30:15.326

NO	BEHIND	LAP TIME
51		1:49.380
13	1.198	1:50.578
61	2.982	1:52.362
27	3.786	1:53.166
8	3.881	1:53.261
74	5.233	1:54.613
57	5.954	1:55.334
60	10.086	1:59.466
162	10.473	1:59.853
56	10.665	2:00.045
333	11.652	2:01.032
26	11.792	2:01.172
72	12.242	2:01.622
92	12.625	2:02.005
29	13.408	2:02.788
18	13.891	2:03.271
46	14.845	2:04.225
100	16.962	2:06.342
62	17.822	2:07.202
73	18.092	2:07.472
3	21.042	2:10.422
77	24.682	2:14.062
25	26.092	2:15.472

LAP 2 @ 09:31:58.668

NO	BEHIND	LAP TIME
51		1:43.342
13	1.493	1:43.637
61	6.104	1:46.464
8	6.445	1:45.906
27	7.227	1:46.783
74	8.360	1:46.469
57	8.903	1:46.291
56	14.819	1:47.496
162	17.583	1:50.452
60	19.358	1:52.614
26	19.449	1:50.999
72	19.940	1:51.040
333	20.629	1:52.319
92	20.685	1:51.402
29	21.288	1:51.222
18	23.229	1:52.680
46	27.060	1:55.557
100	30.555	1:56.935
62	31.598	1:57.118
3	40.891	2:03.191
73	40.927	2:06.177
77	47.837	2:06.497
25	52.801	2:10.051

LAP 3 @ 09:33:41.906

NO	BEHIND	LAP TIME
51		1:43.238
13	0.817	1:42.562
8	9.207	1:46.000
61	9.832	1:46.966
27	10.206	1:46.217
74	11.869	1:46.747
57	12.354	1:46.689
56	18.115	1:46.534
26	26.185	1:49.974
162	26.186	1:51.841

92	26.689	1:49.242
72	27.710	1:51.008
29	28.533	1:50.483
60	28.956	1:52.836
333	29.893	1:52.502
18	33.874	1:53.883
46	40.156	1:56.334
100	42.813	1:55.496
62	45.768	1:57.408
3	59.944	2:02.291
73	1:03.558	2:05.869
77	1:09.812	2:05.213
25	1:23.050	2:13.487

LAP 4 @ 09:35:24.486

NO	BEHIND	LAP TIME
51		1:42.580
13	0.262	1:42.025
8	13.420	1:46.793
27	13.685	1:46.059
61	15.276	1:48.024
74	16.159	1:46.870
57	16.621	1:46.847
56	21.681	1:46.146
92	34.645	1:50.536
26	34.860	1:51.255
162	35.383	1:51.777
72	35.986	1:50.856
29	36.402	1:50.449
60	36.593	1:50.217
333	40.379	1:53.066
18	47.943	1:56.649
46	53.222	1:55.646
62	1:00.791	1:57.603
3	1:20.128	2:02.764
73	1:27.876	2:06.898
77	1:32.324	2:05.092

LAP 5 @ 09:37:07.179

NO	BEHIND	LAP TIME
51		1:42.693
13	0.125	1:42.556
8	17.300	1:46.573
27	17.574	1:46.582
74	19.654	1:46.188
57	20.100	1:46.172
61	20.315	1:47.732
56	24.820	1:45.832
92	40.254	1:48.302
26	40.742	1:48.575
162	42.162	1:49.472
72	42.796	1:49.503
29	43.208	1:49.499
60	43.899	1:49.999
333	52.644	1:54.958
18	1:02.507	1:57.257
46	1:05.387	1:54.858
62	1:16.347	1:58.249
3	1:40.279	2:02.844

LAP 6 @ 09:38:50.877

NO	BEHIND	LAP TIME
51		1:43.698
13	0.234	1:43.807

73	1 Lap	2:04.161
77	1 Lap	2:04.238
27	19.677	1:45.801
8	19.749	1:46.147
57	20.280	1:43.878
74	22.336	1:46.380
56	26.269	1:45.147
92	44.572	1:48.016
26	47.505	1:50.461
72	48.182	1:49.084
29	48.582	1:49.072
162	50.211	1:51.747
60	50.705	1:50.504
333	1:04.522	1:55.576
46	1:16.172	1:54.483
18	1:16.329	1:57.520
62	1:30.259	1:57.610

LAP 7 @ 09:40:32.832

NO	BEHIND	LAP TIME
13		1:41.721
51	0.072	1:42.027
3	1 Lap	2:04.203
27	23.841	1:46.119
8	24.389	1:46.595
57	24.421	1:46.096
74	26.929	1:46.548
73	1 Lap	2:04.578
56	29.592	1:45.278
77	1 Lap	2:05.685
92	51.354	1:48.737
29	54.671	1:48.044
26	54.798	1:49.248
72	55.948	1:49.721
60	59.585	1:50.835
162	1:01.148	1:52.892
333	1:18.081	1:55.514
18	1:28.233	1:53.859
46	1:29.102	1:54.885
62	1:45.259	1:56.955

International Sidecar Revival Meeting 2023

DFDS Yamaha Past Masters

RACE 1 - POSITION CHART

No	Name	Lap Pos	Lap						
			1	2	3	4	5	6	7
13	EDMONDSON	1	51	51	51	51	51	51	13
51	WHOLEY	2	13	13	13	13	13	13	51
27	HAYWARD	3	61	61	8	8	8	27	27
61	WELCH	4	27	8	61	27	27	8	8
8	BALL	5	8	27	27	61	74	57	57
57	MOOK	6	74	74	74	74	57	74	74
74	WHITBY	7	57	57	57	57	61	56	56
333	STUBBERFIELD	8	60	56	56	56	56	92	92
26	LEE	9	162	162	26	92	92	26	29
92	MOOK	10	56	60	162	26	26	72	26
162	COOPER	11	333	26	92	162	162	29	72
60	GOUGH	12	26	72	72	72	72	162	60
72	HAMILTON	13	72	333	29	29	29	60	162
29	CRIPPS	14	92	92	60	60	60	333	333
100	NEAL	15	29	29	333	333	333	46	18
46	MARSHALL	16	18	18	18	18	18	18	46
3	BAILEY	17	46	46	46	46	46	62	62
77	COLLINS	18	100	100	100	62	62	3	
18	PRENTICE	19	62	62	62	3	3	73	
25	WIMBLE	20	73	3	3	73	73	77	
62	PATERSON	21	3	73	73	77	77		
73	TURNER	22	77	77	77				
56	SMITH	23	25	25	25				

International Sidecar Revival Meeting 2023

DFDS Yamaha Past Masters

RACE 1 - SECTOR ANALYSIS



SECTOR 1 = FL to I1, SECTOR 2 = I1 to FL, DIFF = Difference To Personal Best Lap, P = Crossed Finish Line in Pit Lane, D = Time Disallowed

P1 13		Doug EDMONDSON		Yamaha TZR250 - Stan Stephens Tuning			
IDEAL LAP TIME : 1:41.721		BEST LAP TIME : 1:41.721		DIFFERENCE : 0.000			
LAP	SECTOR 1	SECTOR 2	LAP TIME	MPH	DIFF	TIME OF DAY	
1 -		43.424	1:50.578	70.97	8.857	09:30:16.524	
2 -	1:00.631	43.006	1:43.637	75.72	1.916	09:32:00.161	
3 -	59.846	42.716	1:42.562	76.52	0.841	09:33:42.723	
4 -	59.527	42.498	1:42.025 (2)	76.92	0.304	09:35:24.748	
5 -	1:00.265	42.291	1:42.556 (3)	76.52	0.835	09:37:07.304	
6 -	1:00.117	43.690	1:43.807	75.60	2.086	09:38:51.111	
7 -	59.515	42.206	1:41.721 (1)	77.15		09:40:32.832	

P2 51		Kevin WHOLEY		Yamaha TZR250 - Twistgrip Motorcycles			
IDEAL LAP TIME :		BEST LAP TIME : 1:42.027		DIFFERENCE :			
LAP	SECTOR 1	SECTOR 2	LAP TIME	MPH	DIFF	TIME OF DAY	
1 -			1:49.380	71.75	7.352	09:30:15.326	
2 -			1:43.342	75.94	1.314	09:31:58.668	
3 -			1:43.238	76.01	1.210	09:33:41.906	
4 -			1:42.580 (2)	76.50	0.552	09:35:24.486	
5 -			1:42.693 (3)	76.42	0.665	09:37:07.179	
6 -			1:43.698	75.68	1.670	09:38:50.877	
7 -			1:42.027 (1)	76.92		09:40:32.904	

P3 27		Richard HAYWARD		Yamaha TZR250 - GForce/Hayward R Ltd/SnapOn			
IDEAL LAP TIME : 1:45.477		BEST LAP TIME : 1:45.801		DIFFERENCE : 0.324			
LAP	SECTOR 1	SECTOR 2	LAP TIME	MPH	DIFF	TIME OF DAY	
1 -		44.888	1:53.166	69.34	7.365	09:30:19.112	
2 -	1:02.279	44.504	1:46.783	73.49	0.982	09:32:05.895	
3 -	1:01.843	44.374	1:46.217	73.88	0.416	09:33:52.112	
4 -	1:01.992	44.067	1:46.059 (2)	73.99	0.258	09:35:38.171	
5 -	1:02.342	44.240	1:46.582	73.63	0.781	09:37:24.753	
6 -	1:01.573	44.228	1:45.801 (1)	74.17		09:39:10.554	
7 -	1:01.410	44.709	1:46.119 (3)	73.95	0.318	09:40:56.673	

P4 8		David BALL		Yamaha TZR250 - Gardiner Page and Roe pension consultants			
IDEAL LAP TIME : 1:44.973		BEST LAP TIME : 1:45.906		DIFFERENCE : 0.933			
LAP	SECTOR 1	SECTOR 2	LAP TIME	MPH	DIFF	TIME OF DAY	
1 -		44.498	1:53.261	69.29	7.355	09:30:19.207	
2 -	1:01.986	43.920	1:45.906 (1)	74.10		09:32:05.113	
3 -	1:01.791	44.209	1:46.000 (2)	74.03	0.094	09:33:51.113	
4 -	1:02.050	44.743	1:46.793	73.48	0.887	09:35:37.906	
5 -	1:02.475	44.098	1:46.573	73.64	0.667	09:37:24.479	
6 -	1:01.695	44.452	1:46.147 (3)	73.93	0.241	09:39:10.626	
7 -	1:01.053	45.542	1:46.595	73.62	0.689	09:40:57.221	

P5 57		Geoff MOOK		Yamaha TZR250 -			
IDEAL LAP TIME : 1:43.878		BEST LAP TIME : 1:43.878		DIFFERENCE : 0.000			
LAP	SECTOR 1	SECTOR 2	LAP TIME	MPH	DIFF	TIME OF DAY	
1 -		45.742	1:55.334	68.04	11.456	09:30:21.280	
2 -	1:01.414	44.877	1:46.291	73.83	2.413	09:32:07.571	
3 -	1:01.344	45.345	1:46.689	73.56	2.811	09:33:54.260	
4 -	1:01.017	45.830	1:46.847	73.45	2.969	09:35:41.107	
5 -	1:01.153	45.019	1:46.172 (3)	73.91	2.294	09:37:27.279	
6 -	1:00.689	43.189	1:43.878 (1)	75.55		09:39:11.157	
7 -	1:01.325	44.771	1:46.096 (2)	73.97	2.218	09:40:57.253	

International Sidecar Revival Meeting 2023

DFDS Yamaha Past Masters

RACE 1 - SECTOR ANALYSIS



SECTOR 1 = FL to I1, SECTOR 2 = I1 to FL, DIFF = Difference To Personal Best Lap, P = Crossed Finish Line in Pit Lane, D = Time Disallowed

P6 74 Paul WHITBY		Yamaha TZR250 - Greybridge Ltd				
IDEAL LAP TIME : 1:46.077		BEST LAP TIME : 1:46.188		DIFFERENCE : 0.111		
LAP	SECTOR 1	SECTOR 2	LAP TIME	MPH	DIFF	TIME OF DAY
1 -		45.539	1:54.613	68.47	8.425	09:30:20.559
2 -	1:01.418	45.051	1:46.469 (3)	73.71	0.281	09:32:07.028
3 -	1:01.680	45.067	1:46.747	73.52	0.559	09:33:53.775
4 -	1:01.320	45.550	1:46.870	73.43	0.682	09:35:40.645
5 -	1:01.431	44.757	1:46.188 (1)	73.90		09:37:26.833
6 -	1:01.368	45.012	1:46.380 (2)	73.77	0.192	09:39:13.213
7 -	1:01.513	45.035	1:46.548	73.65	0.360	09:40:59.761

P7 56 Mike SMITH		Yamaha RD350YPVS - Smiffs Garage				
IDEAL LAP TIME : 1:45.115		BEST LAP TIME : 1:45.147		DIFFERENCE : 0.032		
LAP	SECTOR 1	SECTOR 2	LAP TIME	MPH	DIFF	TIME OF DAY
1 -		46.541	2:00.045	65.37	14.898	09:30:25.991
2 -	1:02.855	44.641	1:47.496	73.00	2.349	09:32:13.487
3 -	1:02.353	44.181	1:46.534	73.66	1.387	09:34:00.021
4 -	1:01.885	44.261	1:46.146	73.93	0.999	09:35:46.167
5 -	1:01.724	44.108	1:45.832 (3)	74.15	0.685	09:37:31.999
6 -	1:01.092	44.055	1:45.147 (1)	74.63		09:39:17.146
7 -	1:01.255	44.023	1:45.278 (2)	74.54	0.131	09:41:02.424

P8 92 Andrew MOOK		Yamaha TZR250 -				
IDEAL LAP TIME : 1:48.016		BEST LAP TIME : 1:48.016		DIFFERENCE : 0.000		
LAP	SECTOR 1	SECTOR 2	LAP TIME	MPH	DIFF	TIME OF DAY
1 -		47.471	2:02.005	64.32	13.989	09:30:27.951
2 -	1:04.698	46.704	1:51.402	70.44	3.386	09:32:19.353
3 -	1:03.712	45.530	1:49.242	71.84	1.226	09:34:08.595
4 -	1:04.456	46.080	1:50.536	71.00	2.520	09:35:59.131
5 -	1:03.164	45.138	1:48.302 (2)	72.46	0.286	09:37:47.433
6 -	1:02.919	45.097	1:48.016 (1)	72.65		09:39:35.449
7 -	1:03.038	45.699	1:48.737 (3)	72.17	0.721	09:41:24.186

P9 29 Derek CRIPPS		Yamaha TZR250 - Team FBR				
IDEAL LAP TIME : 1:48.044		BEST LAP TIME : 1:48.044		DIFFERENCE : 0.000		
LAP	SECTOR 1	SECTOR 2	LAP TIME	MPH	DIFF	TIME OF DAY
1 -		48.035	2:02.788	63.91	14.744	09:30:28.734
2 -	1:04.253	46.969	1:51.222	70.56	3.178	09:32:19.956
3 -	1:04.355	46.128	1:50.483	71.03	2.439	09:34:10.439
4 -	1:03.431	47.018	1:50.449	71.05	2.405	09:36:00.888
5 -	1:03.215	46.284	1:49.499 (3)	71.67	1.455	09:37:50.387
6 -	1:03.107	45.965	1:49.072 (2)	71.95	1.028	09:39:39.459
7 -	1:02.692	45.352	1:48.044 (1)	72.63		09:41:27.503

P10 26 C Damian LEE		Yamaha TZR250 - Leed Autos				
IDEAL LAP TIME : 1:48.575		BEST LAP TIME : 1:48.575		DIFFERENCE : 0.000		
LAP	SECTOR 1	SECTOR 2	LAP TIME	MPH	DIFF	TIME OF DAY
1 -		47.276	2:01.172	64.76	12.597	09:30:27.118
2 -	1:04.185	46.814	1:50.999	70.70	2.424	09:32:18.117
3 -	1:04.128	45.846	1:49.974 (3)	71.36	1.399	09:34:08.091
4 -	1:04.681	46.574	1:51.255	70.54	2.680	09:35:59.346
5 -	1:03.767	44.808	1:48.575 (1)	72.28		09:37:47.921
6 -	1:04.213	46.248	1:50.461	71.04	1.886	09:39:38.382
7 -	1:04.214	45.034	1:49.248 (2)	71.83	0.673	09:41:27.630

International Sidecar Revival Meeting 2023

DFDS Yamaha Past Masters

RACE 1 - SECTOR ANALYSIS



SECTOR 1 = FL to I1, SECTOR 2 = I1 to FL, DIFF = Difference To Personal Best Lap, P = Crossed Finish Line in Pit Lane, D = Time Disallowed

P11 72 C		John HAMILTON		Yamaha TZR250 - LW Racing			
IDEAL LAP TIME : 1:49.072		BEST LAP TIME : 1:49.084		DIFFERENCE : 0.012			
LAP	SECTOR 1	SECTOR 2	LAP TIME	MPH	DIFF	TIME OF DAY	
1 -		47.473	2:01.622	64.52	12.538	09:30:27.568	
2 -	1:04.019	47.021	1:51.040	70.67	1.956	09:32:18.608	
3 -	1:05.169	45.839	1:51.008	70.69	1.924	09:34:09.616	
4 -	1:04.047	46.809	1:50.856	70.79	1.772	09:36:00.472	
5 -	1:03.570	45.933	1:49.503 (2)	71.66	0.419	09:37:49.975	
6 -	1:03.233	45.851	1:49.084 (1)	71.94		09:39:39.059	
7 -	1:03.802	45.919	1:49.721 (3)	71.52	0.637	09:41:28.780	

P12 60 C		Danny GOUGH		Yamaha TZR250 - G Force Motorcycles			
IDEAL LAP TIME : 1:49.556		BEST LAP TIME : 1:49.999		DIFFERENCE : 0.443			
LAP	SECTOR 1	SECTOR 2	LAP TIME	MPH	DIFF	TIME OF DAY	
1 -		47.569	1:59.466	65.69	9.467	09:30:25.412	
2 -	1:05.658	46.956	1:52.614	69.68	2.615	09:32:18.026	
3 -	1:06.011	46.825	1:52.836	69.55	2.837	09:34:10.862	
4 -	1:03.874	46.343	1:50.217 (2)	71.20	0.218	09:36:01.079	
5 -	1:04.099	45.900	1:49.999 (1)	71.34		09:37:51.078	
6 -	1:03.656	46.848	1:50.504 (3)	71.02	0.505	09:39:41.582	
7 -	1:04.102	46.733	1:50.835	70.80	0.836	09:41:32.417	

P13 162		Darren COOPER		Yamaha TZR250 - Twistgrip Motorcycles			
IDEAL LAP TIME : 1:49.472		BEST LAP TIME : 1:49.472		DIFFERENCE : 0.000			
LAP	SECTOR 1	SECTOR 2	LAP TIME	MPH	DIFF	TIME OF DAY	
1 -		47.596	1:59.853	65.48	10.381	09:30:25.799	
2 -	1:04.059	46.393	1:50.452 (2)	71.05	0.980	09:32:16.251	
3 -	1:05.055	46.786	1:51.841	70.17	2.369	09:34:08.092	
4 -	1:05.387	46.390	1:51.777	70.21	2.305	09:35:59.869	
5 -	1:03.667	45.805	1:49.472 (1)	71.69		09:37:49.341	
6 -	1:04.835	46.912	1:51.747 (3)	70.23	2.275	09:39:41.088	
7 -	1:04.652	48.240	1:52.892	69.51	3.420	09:41:33.980	

P14 333 C		Mark STUBBERFIELD		Yamaha TZR250 - Polished concrete London			
IDEAL LAP TIME : 1:52.319		BEST LAP TIME : 1:52.319		DIFFERENCE : 0.000			
LAP	SECTOR 1	SECTOR 2	LAP TIME	MPH	DIFF	TIME OF DAY	
1 -		47.579	2:01.032	64.84	8.713	09:30:26.978	
2 -	1:05.396	46.923	1:52.319 (1)	69.87		09:32:19.297	
3 -	1:05.563	46.939	1:52.502 (2)	69.75	0.183	09:34:11.799	
4 -	1:05.472	47.594	1:53.066 (3)	69.41	0.747	09:36:04.865	
5 -	1:07.048	47.910	1:54.958	68.26	2.639	09:37:59.823	
6 -	1:07.928	47.648	1:55.576	67.90	3.257	09:39:55.399	
7 -	1:07.347	48.167	1:55.514	67.94	3.195	09:41:50.913	

P15 18		Marc PRENTICE		Yamaha TZR250 -			
IDEAL LAP TIME : 1:52.626		BEST LAP TIME : 1:52.680		DIFFERENCE : 0.054			
LAP	SECTOR 1	SECTOR 2	LAP TIME	MPH	DIFF	TIME OF DAY	
1 -		48.143	2:03.271	63.66	10.591	09:30:29.217	
2 -	1:05.471	47.209	1:52.680 (1)	69.64		09:32:21.897	
3 -	1:06.272	47.611	1:53.883 (3)	68.91	1.203	09:34:15.780	
4 -	1:08.106	48.543	1:56.649	67.27	3.969	09:36:12.429	
5 -	1:08.702	48.555	1:57.257	66.93	4.577	09:38:09.686	
6 -	1:09.359	48.161	1:57.520	66.78	4.840	09:40:07.206	
7 -	1:06.704	47.155	1:53.859 (2)	68.92	1.179	09:42:01.065	

International Sidecar Revival Meeting 2023

DFDS Yamaha Past Masters

RACE 1 - SECTOR ANALYSIS



SECTOR 1 = FL to I1, SECTOR 2 = I1 to FL, DIFF = Difference To Personal Best Lap, P = Crossed Finish Line in Pit Lane, D = Time Disallowed

P16 46 C		Kevin MARSHALL		Yamaha TZR250 - Stacey Processing		
IDEAL LAP TIME : 1:54.256		BEST LAP TIME : 1:54.483		DIFFERENCE : 0.227		
LAP	SECTOR 1	SECTOR 2	LAP TIME	MPH	DIFF	TIME OF DAY
1 -		48.385	2:04.225	63.17	9.742	09:30:30.171
2 -	1:07.059	48.498	1:55.557	67.91	1.074	09:32:25.728
3 -	1:08.109	48.225	1:56.334	67.46	1.851	09:34:22.062
4 -	1:07.634	48.012	1:55.646	67.86	1.163	09:36:17.708
5 -	1:07.005	47.853	1:54.858 (2)	68.32	0.375	09:38:12.566
6 -	1:06.769	47.714	1:54.483 (1)	68.55		09:40:07.049
7 -	1:06.542	48.343	1:54.885 (3)	68.31	0.402	09:42:01.934

P17 62 C		David PATERSON		Yamaha TZR250 - The love of a good woman		
IDEAL LAP TIME : 1:56.043		BEST LAP TIME : 1:56.955		DIFFERENCE : 0.912		
LAP	SECTOR 1	SECTOR 2	LAP TIME	MPH	DIFF	TIME OF DAY
1 -		49.595	2:07.202	61.69	10.247	09:30:33.148
2 -	1:07.975	49.143	1:57.118 (2)	67.00	0.163	09:32:30.266
3 -	1:08.895	48.513	1:57.408 (3)	66.84	0.453	09:34:27.674
4 -	1:08.971	48.632	1:57.603	66.73	0.648	09:36:25.277
5 -	1:09.426	48.823	1:58.249	66.36	1.294	09:38:23.526
6 -	1:08.693	48.917	1:57.610	66.72	0.655	09:40:21.136
7 -	1:08.887	48.068	1:56.955 (1)	67.10		09:42:18.091

P18 3		Andrew BAILEY		Yamaha TZR250 -		
IDEAL LAP TIME : 2:02.291		BEST LAP TIME : 2:02.291		DIFFERENCE : 0.000		
LAP	SECTOR 1	SECTOR 2	LAP TIME	MPH	DIFF	TIME OF DAY
1 -		50.753	2:10.422	60.17	8.131	09:30:36.368
2 -	1:11.917	51.274	2:03.191	63.70	0.900	09:32:39.559
3 -	1:11.804	50.487	2:02.291 (1)	64.17		09:34:41.850
4 -	1:11.997	50.767	2:02.764 (2)	63.92	0.473	09:36:44.614
5 -	1:12.173	50.671	2:02.844 (3)	63.88	0.553	09:38:47.458
6 -	1:13.021	51.182	2:04.203	63.18	1.912	09:40:51.661

P19 73 C		Colvin TURNER		Yamaha TZR250 -		
IDEAL LAP TIME : 2:03.571		BEST LAP TIME : 2:04.161		DIFFERENCE : 0.590		
LAP	SECTOR 1	SECTOR 2	LAP TIME	MPH	DIFF	TIME OF DAY
1 -		51.331	2:07.472	61.56	3.311	09:30:33.418
2 -	1:12.414	53.763	2:06.177	62.19	2.016	09:32:39.595
3 -	1:13.832	52.037	2:05.869 (3)	62.35	1.708	09:34:45.464
4 -	1:13.538	53.360	2:06.898	61.84	2.737	09:36:52.362
5 -	1:12.334	51.827	2:04.161 (1)	63.20		09:38:56.523
6 -	1:12.240	52.338	2:04.578 (2)	62.99	0.417	09:41:01.101

P20 77 C		Adam COLLINS		Yamaha TZR250 - 2 Cows Racing		
IDEAL LAP TIME : 2:04.238		BEST LAP TIME : 2:04.238		DIFFERENCE : 0.000		
LAP	SECTOR 1	SECTOR 2	LAP TIME	MPH	DIFF	TIME OF DAY
1 -		52.245	2:14.062	58.54	9.824	09:30:40.008
2 -	1:14.290	52.207	2:06.497	62.04	2.259	09:32:46.505
3 -	1:13.745	51.468	2:05.213 (3)	62.67	0.975	09:34:51.718
4 -	1:13.452	51.640	2:05.092 (2)	62.73	0.854	09:36:56.810
5 -	1:12.851	51.387	2:04.238 (1)	63.16		09:39:01.048
6 -	1:13.814	51.871	2:05.685	62.44	1.447	09:41:06.733

International Sidecar Revival Meeting 2023

DFDS Yamaha Past Masters

RACE 1 - SECTOR ANALYSIS



SECTOR 1 = FL to I1, SECTOR 2 = I1 to FL, DIFF = Difference To Personal Best Lap, P = Crossed Finish Line in Pit Lane, D = Time Disallowed

P21 61		Paul WELCH		Yamaha TZR250 -			
IDEAL LAP TIME : 1:45.717		BEST LAP TIME : 1:46.464		DIFFERENCE : 0.747			
LAP	SECTOR 1	SECTOR 2	LAP TIME	MPH	DIFF	TIME OF DAY	
1 -		44.628	1:52.362	69.84	5.898	09:30:18.308	
2 -	1:02.078	44.386	1:46.464 (1)	73.71		09:32:04.772	
3 -	1:02.441	44.525	1:46.966 (2)	73.36	0.502	09:33:51.738	
4 -	1:02.254	45.770	1:48.024	72.65	1.560	09:35:39.762	
5 -	1:02.873	44.859	1:47.732 (3)	72.84	1.268	09:37:27.494	

P22 100 C		James NEAL		Yamaha TZR250 - www.ypmrc.co.uk			
IDEAL LAP TIME : 1:55.496		BEST LAP TIME : 1:55.496		DIFFERENCE : 0.000			
LAP	SECTOR 1	SECTOR 2	LAP TIME	MPH	DIFF	TIME OF DAY	
1 -		49.636	2:06.342	62.11	10.846	09:30:32.288	
2 -	1:08.241	48.694	1:56.935 (2)	67.11	1.439	09:32:29.223	
3 -	1:07.596	47.900	1:55.496 (1)	67.95		09:34:24.719	

P23 25 C		Stephen WIMBLE		Yamaha TZR250 - S.B.W Contractor			
IDEAL LAP TIME : 2:09.811		BEST LAP TIME : 2:10.051		DIFFERENCE : 0.240			
LAP	SECTOR 1	SECTOR 2	LAP TIME	MPH	DIFF	TIME OF DAY	
1 -		52.705	2:15.472	57.93	5.421	09:30:41.418	
2 -	1:17.106	52.945	2:10.051 (1)	60.34		09:32:51.469	
3 -	1:19.166	54.321	2:13.487 (2)	58.79	3.436	09:35:04.956	

International Sidecar Revival Meeting 2023

DFDS Yamaha Past Masters

RACE 1 - BEST SECTORS

SECTOR 1			SECTOR 2			IDEAL / BEST COMPARISON						
POS	NO	NAME	TIME	NO	NAME	TIME	POS	NO	NAME	IDEAL	BEST	DIFF
									PERFECT LAP	1:41.721		
1	13	EDMONDSON	59.515	13	EDMONDSON	42.206	1	13	EDMONDSON	1:41.721	1:41.721	0.000
2	57	MOOK	1:00.689	57	MOOK	43.189	2	57	MOOK	1:43.878	1:43.878	0.000
3	8	BALL	1:01.053	8	BALL	43.920	3	8	BALL	1:44.973	1:45.906	0.933
4	56	SMITH	1:01.092	56	SMITH	44.023	4	56	SMITH	1:45.115	1:45.147	0.032
5	74	WHITBY	1:01.320	27	HAYWARD	44.067	5	27	HAYWARD	1:45.477	1:45.801	0.324
6	61	WELCH	1:01.331	61	WELCH	44.386	6	61	WELCH	1:45.717	1:46.464	0.747
7	27	HAYWARD	1:01.410	74	WHITBY	44.757	7	74	WHITBY	1:46.077	1:46.188	0.111
8	29	CRIPPS	1:02.692	26	LEE	44.808	8	92	MOOK	1:48.016	1:48.016	0.000
9	92	MOOK	1:02.919	92	MOOK	45.097	9	29	CRIPPS	1:48.044	1:48.044	0.000
10	72	HAMILTON	1:03.233	29	CRIPPS	45.352	10	26	LEE	1:48.575	1:48.575	0.000
11	60	GOUGH	1:03.656	162	COOPER	45.805	11	72	HAMILTON	1:49.072	1:49.084	0.012
12	162	COOPER	1:03.667	72	HAMILTON	45.839	12	162	COOPER	1:49.472	1:49.472	0.000
13	26	LEE	1:03.767	60	GOUGH	45.900	13	60	GOUGH	1:49.556	1:49.999	0.443
14	333	STUBBERFIELD	1:05.396	333	STUBBERFIELD	46.923	14	333	STUBBERFIELD	1:52.319	1:52.319	0.000
15	18	PRENTICE	1:05.471	18	PRENTICE	47.155	15	18	PRENTICE	1:52.626	1:52.680	0.054
16	46	MARSHALL	1:06.542	46	MARSHALL	47.714	16	46	MARSHALL	1:54.256	1:54.483	0.227
17	100	NEAL	1:07.596	100	NEAL	47.900	17	100	NEAL	1:55.496	1:55.496	0.000
18	62	PATERSON	1:07.975	62	PATERSON	48.068	18	62	PATERSON	1:56.043	1:56.955	0.912
19	3	BAILEY	1:11.804	3	BAILEY	50.487	19	3	BAILEY	2:02.291	2:02.291	0.000
20	73	TURNER	1:12.240	73	TURNER	51.331	20	73	TURNER	2:03.571	2:04.161	0.590
21	77	COLLINS	1:12.851	77	COLLINS	51.387	21	77	COLLINS	2:04.238	2:04.238	0.000
22	25	WIMBLE	1:17.106	25	WIMBLE	52.705	22	25	WIMBLE	2:09.811	2:10.051	0.240
23							23	51	WHOLEY		1:42.027	

International Sidecar Revival Meeting 2023

DFDS Yamaha Past Masters

RACE 1 - STATISTICS

Competitors Started 23
Planned Start 2023-08-06 @ 09:30:00.000
Actual Start 2023-08-06 @ 09:28:25.945
Finish Time 2023-08-06 @ 09:40:29.683
Track Length 2.1800mi.
Total Laps 148
Total Distance Covered 322.6427mi.

Session Fastest Lap History

NO	CL	NAME	LAP TIME	TIME OF DAY	LAP	VEHICLE
51		Kevin WHOLEY	1:43.342	09:31:58.668	2	Yamaha TZR250
51		Kevin WHOLEY	1:43.238	09:33:41.906	3	Yamaha TZR250
13		Doug EDMONDSON	1:42.562	09:33:42.736	3	Yamaha TZR250
13		Doug EDMONDSON	1:42.025	09:35:24.760	4	Yamaha TZR250
13		Doug EDMONDSON	1:41.721	09:40:32.844	7	Yamaha TZR250

Session Leader History

NO	CL	NAME	FROM LAP	LAPS LED	DISTANCE	VEHICLE
51		Kevin WHOLEY	1	6	13.08 miles	Yamaha TZR250
13		Doug EDMONDSON	7	1	2.18 miles	Yamaha TZR250

Flag History

TYPE	TIME OF DAY
GREEN	09:28:25.945
FINISH	09:40:29.683

Flag Statistics

TYPE	COUNT	TOTAL LAPS	TOTAL TIME
Green	1	7	13:56.192
Red	0	0	0.000
Safety Car	0	0	0.000
FCY	0	0	0.000

International Sidecar Revival Meeting 2023

DFDS Yamaha Past Masters

RACE 1 - STATISTICS

CLASS :

13 Starters

Fastest Lap History

NO	NAME	LAP TIME	TIME OF DAY	LAP	VEHICLE
51	Kevin WHOLEY	1:43.342	09:31:58.668	2	Yamaha TZR250
51	Kevin WHOLEY	1:43.238	09:33:41.906	3	Yamaha TZR250
13	Doug EDMONDSON	1:42.562	09:33:42.736	3	Yamaha TZR250
13	Doug EDMONDSON	1:42.025	09:35:24.760	4	Yamaha TZR250
13	Doug EDMONDSON	1:41.721	09:40:32.844	7	Yamaha TZR250

Leader History

NO	NAME	FROM LAP	LAPS LED	DISTANCE	VEHICLE
51	Kevin WHOLEY	1	6	13.08 miles	Yamaha TZR250
13	Doug EDMONDSON	7	1	2.18 miles	Yamaha TZR250

International Sidecar Revival Meeting 2023

DFDS Yamaha Past Masters

RACE 1 - STATISTICS

CLASS : C

10 Starters

Fastest Lap History

NO	NAME	LAP TIME	TIME OF DAY	LAP	VEHICLE
60	Danny GOUGH	1:52.614	09:32:18.054	2	Yamaha TZR250
26	Damian LEE	1:50.999	09:32:18.117	2	Yamaha TZR250
26	Damian LEE	1:49.974	09:34:08.091	3	Yamaha TZR250
26	Damian LEE	1:48.575	09:37:47.933	5	Yamaha TZR250

Leader History

NO	NAME	FROM LAP	LAPS LED	DISTANCE	VEHICLE
60	Danny GOUGH	1	2	4.36 miles	Yamaha TZR250
26	Damian LEE	3	5	10.90 miles	Yamaha TZR250

International Sidecar Revival Meeting 2023
DFDS Yamaha Past Masters
RACE 9 - GRID (7 Laps)

ROW 9	25	199	Michael FROST	26	50	Stuart MELHUISH								
ROW 8			2:04.238	22	77	Adam COLLINS	2:10.051	23	25	Stephen WIMBLE	24	22	Rik BALLERINI	
ROW 7			1:56.955	19	62	David PATERSON	2:02.291	20	3	Andrew BAILEY	2:04.161	21	73	Colvin TURNER
ROW 6			1:52.680	16	18	Marc PRENTICE	1:54.483	17	46	Kevin MARSHALL	1:55.496	18	100	James NEAL
ROW 5			1:49.472	13	162	Darren COOPER	1:49.999	14	60	Danny GOUGH	1:52.319	15	333	Mark STUBBERFIELD
ROW 4			1:48.044	10	29	Derek CRIPPS	1:48.575	11	26	Damian LEE	1:49.084	12	72	John HAMILTON
ROW 3			1:46.188	7	74	Paul WHITBY	1:46.464	8	61	Paul WELCH	1:48.016	9	92	Andrew MOOK
ROW 2			1:45.147	4	56	Mike SMITH	1:45.801	5	27	Richard HAYWARD	1:45.906	6	8	David BALL
ROW 1			1:41.721	1	13	Doug EDMONDSON	1:42.027	2	51	Kevin WHOLEY	1:43.878	3	57	Geoff MOOK
			Pole											

Cadwell Park: 2.1800 miles

These results are provisional until the conclusion of any judicial and technical matters.

Clerk Of Course :

Stewards :

Timekeeper :

Craig Smith

 Results can be found at www.tsl-timing.com

Printed - 09:46 Sunday, 06 August 2023



International Sidecar Revival Meeting 2023
DFDS Yamaha Past Masters
RACE 9 - CLASSIFICATION

POS	NO	CL	PIC NAME	ENTRY	LAPS	TIME	GAP	DIFF	MPH	BEST	ON
1	51		1 Kevin WHOLEY	Yamaha TZR250 - Twistgrip Motorcycles	7	12:16.409			74.60	1:43.333	7
2	27		2 Richard HAYWARD	Yamaha TZR250 - GForce/Hayward R Ltd/SnapOn	7	12:20.374	3.965	3.965	74.20	1:43.992	5
3	57		3 Geoff MOOK	Yamaha TZR250 -	7	12:23.867	7.458	3.493	73.85	1:44.774	4
4	8		4 David BALL	Yamaha TZR250 - Gardiner Page and Roe pension	7	12:34.742	18.333	10.875	72.78	1:46.710	3
5	22		5 Rik BALLERINI	Yamaha TZR250 - SCLS LTD, CAMBRIDGE MC, G	7	12:42.502	26.093	7.760	72.04	1:46.730	5
6	74		6 Paul WHITBY	Yamaha TZR250 - Greybridge Ltd	7	12:43.287	26.878	0.785	71.97	1:46.583	7
7	61		7 Paul WELCH	Yamaha TZR250 -	7	12:44.065	27.656	0.778	71.90	1:47.093	7
8	26	C	1 Damian LEE	Yamaha TZR250 - Leed Autos	7	12:57.746	41.337	13.681	70.63	1:49.430	7
9	92		8 Andrew MOOK	Yamaha TZR250 -	7	13:03.357	46.948	5.611	70.12	1:48.337	7
10	29		9 Derek CRIPPS	Yamaha TZR250 - Team FBR	7	13:03.999	47.590	0.642	70.07	1:48.490	6
11	162		10 Darren COOPER	Yamaha TZR250 - Twistgrip Motorcycles	7	13:08.066	51.657	4.067	69.71	1:49.088	6
12	60	C	2 Danny GOUGH	Yamaha TZR250 - G Force Motorcycles	7	13:20.649	1:04.240	12.583	68.61	1:52.211	2
13	72	C	3 John HAMILTON	Yamaha TZR250 - LW Racing	7	13:35.422	1:19.013	14.773	67.37	1:50.075	6
14	46	C	4 Kevin MARSHALL	Yamaha TZR250 - Stacey Processing	7	13:35.673	1:19.264	0.251	67.35	1:54.035	6
15	199	C	5 Michael FROST	Yamaha TZR250 -	7	13:36.599	1:20.190	0.926	67.27	1:51.820	6
16	18		11 Marc PRENTICE	Yamaha TZR250 -	7	13:37.026	1:20.617	0.427	67.23	1:53.916	6
17	100	C	6 James NEAL	Yamaha TZR250 - www.ypmrc.co.uk	7	13:43.127	1:26.718	6.101	66.74	1:54.753	6
18	62	C	7 David PATERSON	Yamaha TZR250 - The love of a good woman	7	13:57.241	1:40.832	14.114	65.61	1:57.984	5
19	73	C	8 Colvin TURNER	Yamaha TZR250 -	6	12:25.817	1 Lap	1 Lap	63.13	2:01.016	2
20	25	C	9 Stephen WIMBLE	Yamaha TZR250 - S.B.W Contractor	6	12:38.648	1 Lap	12.831	62.06	2:03.567	5
21	77	C	10 Adam COLLINS	Yamaha TZR250 - 2 Cows Racing	6	12:42.555	1 Lap	3.907	61.75	2:03.550	6
22	3		12 Andrew BAILEY	Yamaha TZR250 -	6	12:42.869	1 Lap	0.314	61.72	2:04.554	5
23	50	R	1 Stuart MELHUISH	Yamaha TZR250 -	6	13:21.652	1 Lap	38.783	58.73	2:10.695	6

NOT CLASSIFIED

DNF	333	C	Mark STUBBERFIELD	Yamaha TZR250 - Polished concrete London	2	3:59.063	5 Laps	4 Laps	65.65	1:56.652	2
-----	-----	---	-------------------	--	---	----------	--------	--------	-------	----------	---

FASTEST LAP

51			Kevin WHOLEY	Yamaha TZR250 - Twistgrip Motorcycles	7	1:43.333			75.94 mph	122.22 kph	
26	C		Damian LEE	Yamaha TZR250 - Leed Autos	7	1:49.430			71.71 mph	115.41 kph	
50	R		Stuart MELHUISH	Yamaha TZR250 -	6	2:10.695			60.04 mph	96.63 kph	

Class - 92.5% of Race Speed = 69.00 mph
 Class C - 92.5% of Race Speed = 65.33 mph
 Class R - 92.5% of Race Speed = 54.32 mph

Weather / Track : Cloudy / Drying

These results are provisional until the conclusion of any judicial and technical matters.

Race Distance: 7 Laps / 15.26 miles

Cadwell Park: 2.1800 miles

Date: 06/08/2023 Start: 13:58 Finish: 14:10

Clerk Of Course :

Stewards :

Timekeeper :

Craig Smith

 Results can be found at www.tsl-timing.com

Printed - 14:13 Sunday, 06 August 2023



International Sidecar Revival Meeting 2023

DFDS Yamaha Past Masters

RACE 9 - LAP CHART

LAP 1 @ 14:00:10.358

NO	BEHIND	LAP TIME
51		1:50.498
57	0.500	1:50.998
27	1.122	1:51.620
8	1.849	1:52.347
74	4.173	1:54.671
61	4.628	1:55.126
92	6.073	1:56.571
26	6.349	1:56.847
22	7.226	1:57.724
72	7.345	1:57.843
60	8.047	1:58.545
29	8.431	1:58.929
162	8.706	1:59.204
333	11.913	2:02.411
18	11.990	2:02.488
46	13.493	2:03.991
100	14.908	2:05.406
62	15.560	2:06.058
73	16.860	2:07.358
199	17.514	2:08.012
3	21.818	2:12.316
77	23.383	2:13.881
25	23.714	2:14.212
50	28.073	2:18.571

LAP 2 @ 14:01:55.845

NO	BEHIND	LAP TIME
51		1:45.487
57	0.310	1:45.297
27	0.735	1:45.100
8	3.095	1:46.733
74	6.843	1:48.157
61	7.127	1:47.986
22	9.350	1:47.611
26	10.599	1:49.737
92	13.104	1:52.518
72	14.030	1:52.172
29	14.575	1:51.631
60	14.771	1:52.211
162	15.185	1:51.966
333	23.078	1:56.652
46	23.836	1:55.830
18	23.950	1:57.447
100	25.935	1:56.514
62	28.309	1:58.236
199	28.542	1:56.515
73	32.389	2:01.016
3	42.982	2:06.651
25	43.759	2:05.532
77	44.290	2:06.394
50	55.867	2:13.281

LAP 3 @ 14:03:40.357

NO	BEHIND	LAP TIME
51		1:44.512
27	0.793	1:44.570
57	1.466	1:45.668
8	5.293	1:46.710
74	11.326	1:48.995
61	11.499	1:48.884
22	11.719	1:46.881
26	16.445	1:50.358

92	21.827	1:53.235
72	22.475	1:52.957
29	23.589	1:53.526
60	24.106	1:53.847
162	24.457	1:53.784
46	35.838	1:56.514
18	36.461	1:57.023
199	40.899	1:56.869
100	41.032	1:59.609
62	43.000	1:59.203
73	50.652	2:02.775
3	1:05.263	2:06.793
25	1:06.015	2:06.768
77	1:07.239	2:07.461
50	1:26.256	2:14.901

LAP 4 @ 14:05:24.614

NO	BEHIND	LAP TIME
51		1:44.257
27	0.765	1:44.229
57	1.983	1:44.774
8	7.900	1:46.864
61	15.431	1:48.189
74	16.032	1:48.963
22	16.718	1:49.256
26	22.535	1:50.347
92	29.863	1:52.293
72	30.760	1:52.542
29	31.384	1:52.052
60	33.338	1:53.489
162	33.567	1:53.367
46	47.429	1:55.848
18	47.479	1:55.275
199	50.982	1:54.340
100	52.165	1:55.390
62	57.081	1:58.338
73	1:13.164	2:06.769
25	1:25.671	2:03.913
3	1:27.848	2:06.842
77	1:28.964	2:05.982

LAP 5 @ 14:07:08.004

NO	BEHIND	LAP TIME
51		1:43.390
27	1.367	1:43.992
57	3.431	1:44.838
8	11.360	1:46.850
50	1 Lap	2:13.015
22	20.058	1:46.730
74	20.420	1:47.778
61	20.731	1:48.690
26	29.036	1:49.891
92	37.418	1:50.945
29	38.268	1:50.274
72	38.818	1:51.448
162	39.964	1:49.787
60	42.369	1:52.421
46	58.549	1:54.510
18	59.180	1:55.091
199	1:01.737	1:54.145
100	1:03.682	1:54.907
62	1:11.675	1:57.984
73	1:34.654	2:04.880

LAP 6 @ 14:08:52.936

NO	BEHIND	LAP TIME
51		1:44.932
25	1 Lap	2:03.567
27	2.103	1:45.668
57	3.798	1:45.299
3	1 Lap	2:04.554
77	1 Lap	2:05.287
8	13.595	1:47.167
22	22.160	1:47.034
74	23.628	1:48.140
61	23.896	1:48.097
26	35.240	1:51.136
50	1 Lap	2:11.189
29	41.826	1:48.490
92	41.944	1:49.458
72	43.961	1:50.075
162	44.120	1:49.088
60	51.076	1:53.639
46	1:07.652	1:54.035
18	1:08.164	1:53.916
199	1:08.625	1:51.820
100	1:13.503	1:54.753
62	1:25.623	1:58.880

LAP 7 @ 14:10:36.269

NO	BEHIND	LAP TIME
51		1:43.333
27	3.965	1:45.195
57	7.458	1:46.993
73	1 Lap	2:03.019
8	18.333	1:48.071
25	1 Lap	2:04.656
22	26.093	1:47.266
77	1 Lap	2:03.550
3	1 Lap	2:05.713
74	26.878	1:46.583
61	27.656	1:47.093
26	41.337	1:49.430
92	46.948	1:48.337
29	47.590	1:49.097
162	51.657	1:50.870
60	1:04.240	1:56.497
50	1 Lap	2:10.695
72	1:19.013	2:18.385
46	1:19.264	1:54.945
199	1:20.190	1:54.898
18	1:20.617	1:55.786
100	1:26.718	1:56.548
62	1:40.832	1:58.542

International Sidecar Revival Meeting 2023

DFDS Yamaha Past Masters

RACE 9 - POSITION CHART

No	Name	Lap							
		Pos	1	2	3	4	5	6	7
51	WHOLEY	1	51	51	51	51	51	51	51
57	MOOK	2	57	57	27	27	27	27	27
27	HAYWARD	3	27	27	57	57	57	57	57
8	BALL	4	8	8	8	8	8	8	8
74	WHITBY	5	74	74	74	61	22	22	22
61	WELCH	6	61	61	61	74	74	74	74
92	MOOK	7	92	22	22	22	61	61	61
29	CRIPPS	8	26	26	26	26	26	26	26
26	LEE	9	22	92	92	92	92	29	92
72	HAMILTON	10	72	72	72	72	29	92	29
162	COOPER	11	60	29	29	29	72	72	162
60	GOUGH	12	29	60	60	60	162	162	60
333	STUBBERFIELD	13	162	162	162	162	60	60	72
18	PRENTICE	14	333	333	46	46	46	46	46
46	MARSHALL	15	18	46	18	18	18	18	199
100	NEAL	16	46	18	199	199	199	199	18
62	PATERSON	17	100	100	100	100	100	100	100
3	BAILEY	18	62	62	62	62	62	62	62
73	TURNER	19	73	199	73	73	73	73	
77	COLLINS	20	199	73	3	25	25	25	
25	WIMBLE	21	3	3	25	3	3	77	
22	BALLERINI	22	77	25	77	77	77	3	
199	FROST	23	25	77	50	50	50	50	
50	MELHUIH	24	50	50					

International Sidecar Revival Meeting 2023

DFDS Yamaha Past Masters

RACE 9 - SECTOR ANALYSIS



SECTOR 1 = FL to I1, SECTOR 2 = I1 to FL, DIFF = Difference To Personal Best Lap, P = Crossed Finish Line in Pit Lane, D = Time Disallowed

P1 51		Kevin WHOLEY		Yamaha TZR250 - Twistgrip Motorcycles		
IDEAL LAP TIME : 1:42.878		BEST LAP TIME : 1:43.333		DIFFERENCE : 0.455		
LAP	SECTOR 1	SECTOR 2	LAP TIME	MPH	DIFF	TIME OF DAY
1 -		44.355	1:50.498	71.02	7.165	14:00:10.358
2 -	1:01.382	44.105	1:45.487	74.39	2.154	14:01:55.845
3 -	1:00.819	43.693	1:44.512	75.09	1.179	14:03:40.357
4 -	1:00.323	43.934	1:44.257 (3)	75.27	0.924	14:05:24.614
5 -	1:00.012	43.378	1:43.390 (2)	75.90	0.057	14:07:08.004
6 -	59.954	44.978	1:44.932	74.79	1.599	14:08:52.936
7 -	1:00.409	42.924	1:43.333 (1)	75.94		14:10:36.269

P2 27		Richard HAYWARD		Yamaha TZR250 - GForce/Hayward R Ltd/SnapOn		
IDEAL LAP TIME : 1:43.616		BEST LAP TIME : 1:43.992		DIFFERENCE : 0.376		
LAP	SECTOR 1	SECTOR 2	LAP TIME	MPH	DIFF	TIME OF DAY
1 -		43.987	1:51.620	70.31	7.628	14:00:11.480
2 -	1:01.431	43.669	1:45.100	74.67	1.108	14:01:56.580
3 -	1:00.840	43.730	1:44.570 (3)	75.05	0.578	14:03:41.150
4 -	1:00.960	43.269	1:44.229 (2)	75.29	0.237	14:05:25.379
5 -	1:00.347	43.645	1:43.992 (1)	75.46		14:07:09.371
6 -	1:01.048	44.620	1:45.668	74.27	1.676	14:08:55.039
7 -	1:01.111	44.084	1:45.195	74.60	1.203	14:10:40.234

P3 57		Geoff MOOK		Yamaha TZR250 -		
IDEAL LAP TIME : 1:44.474		BEST LAP TIME : 1:44.774		DIFFERENCE : 0.300		
LAP	SECTOR 1	SECTOR 2	LAP TIME	MPH	DIFF	TIME OF DAY
1 -		44.261	1:50.998	70.70	6.224	14:00:10.858
2 -	1:01.356	43.941	1:45.297 (3)	74.53	0.523	14:01:56.155
3 -	1:01.632	44.036	1:45.668	74.27	0.894	14:03:41.823
4 -	1:00.762	44.012	1:44.774 (1)	74.90		14:05:26.597
5 -	1:00.533	44.305	1:44.838 (2)	74.85	0.064	14:07:11.435
6 -	1:00.668	44.631	1:45.299	74.53	0.525	14:08:56.734
7 -	1:01.794	45.199	1:46.993	73.35	2.219	14:10:43.727

P4 8		David BALL		Yamaha TZR250 - Gardiner Page and Roe pension consultants		
IDEAL LAP TIME : 1:46.380		BEST LAP TIME : 1:46.710		DIFFERENCE : 0.330		
LAP	SECTOR 1	SECTOR 2	LAP TIME	MPH	DIFF	TIME OF DAY
1 -		44.492	1:52.347	69.85	5.637	14:00:12.207
2 -	1:02.141	44.592	1:46.733 (2)	73.52	0.023	14:01:58.940
3 -	1:01.923	44.787	1:46.710 (1)	73.54		14:03:45.650
4 -	1:02.400	44.464	1:46.864	73.43	0.154	14:05:32.514
5 -	1:02.137	44.713	1:46.850 (3)	73.44	0.140	14:07:19.364
6 -	1:02.710	44.457	1:47.167	73.23	0.457	14:09:06.531
7 -	1:03.275	44.796	1:48.071	72.61	1.361	14:10:54.602

P5 22		Rik BALLERINI		Yamaha TZR250 - SCLS LTD, CAMBRIDGE MC, GECKO RAC		
IDEAL LAP TIME : 1:46.110		BEST LAP TIME : 1:46.730		DIFFERENCE : 0.620		
LAP	SECTOR 1	SECTOR 2	LAP TIME	MPH	DIFF	TIME OF DAY
1 -		45.782	1:57.724	66.66	10.994	14:00:17.584
2 -	1:02.886	44.725	1:47.611	72.92	0.881	14:02:05.195
3 -	1:01.781	45.100	1:46.881 (2)	73.42	0.151	14:03:52.076
4 -	1:03.383	45.873	1:49.256	71.83	2.526	14:05:41.332
5 -	1:01.439	45.291	1:46.730 (1)	73.53		14:07:28.062
6 -	1:02.363	44.671	1:47.034 (3)	73.32	0.304	14:09:15.096
7 -	1:02.127	45.139	1:47.266	73.16	0.536	14:11:02.362

International Sidecar Revival Meeting 2023

DFDS Yamaha Past Masters

RACE 9 - SECTOR ANALYSIS



SECTOR 1 = FL to I1, SECTOR 2 = I1 to FL, DIFF = Difference To Personal Best Lap, P = Crossed Finish Line in Pit Lane, D = Time Disallowed

P6 74 Paul WHITBY		Yamaha TZR250 - Greybridge Ltd				
IDEAL LAP TIME : 1:46.583		BEST LAP TIME : 1:46.583		DIFFERENCE : 0.000		
LAP	SECTOR 1	SECTOR 2	LAP TIME	MPH	DIFF	TIME OF DAY
1 -		45.974	1:54.671	68.43	8.088	14:00:14.531
2 -	1:02.203	45.954	1:48.157	72.56	1.574	14:02:02.688
3 -	1:02.648	46.347	1:48.995	72.00	2.412	14:03:51.683
4 -	1:03.385	45.578	1:48.963	72.02	2.380	14:05:40.646
5 -	1:01.729	46.049	1:47.778 (2)	72.81	1.195	14:07:28.424
6 -	1:02.759	45.381	1:48.140 (3)	72.57	1.557	14:09:16.564
7 -	1:01.264	45.319	1:46.583 (1)	73.63		14:11:03.147

P7 61 Paul WELCH		Yamaha TZR250 -				
IDEAL LAP TIME : 1:46.517		BEST LAP TIME : 1:47.093		DIFFERENCE : 0.576		
LAP	SECTOR 1	SECTOR 2	LAP TIME	MPH	DIFF	TIME OF DAY
1 -		46.161	1:55.126	68.16	8.033	14:00:14.986
2 -	1:02.532	45.454	1:47.986 (2)	72.67	0.893	14:02:02.972
3 -	1:02.583	46.301	1:48.884	72.07	1.791	14:03:51.856
4 -	1:02.828	45.361	1:48.189	72.54	1.096	14:05:40.045
5 -	1:02.575	46.115	1:48.690	72.20	1.597	14:07:28.735
6 -	1:02.685	45.412	1:48.097 (3)	72.60	1.004	14:09:16.832
7 -	1:01.156	45.937	1:47.093 (1)	73.28		14:11:03.925

P8 26 C Damian LEE		Yamaha TZR250 - Leed Autos				
IDEAL LAP TIME : 1:49.298		BEST LAP TIME : 1:49.430		DIFFERENCE : 0.132		
LAP	SECTOR 1	SECTOR 2	LAP TIME	MPH	DIFF	TIME OF DAY
1 -		45.674	1:56.847	67.16	7.417	14:00:16.707
2 -	1:03.988	45.749	1:49.737 (2)	71.51	0.307	14:02:06.444
3 -	1:04.272	46.086	1:50.358	71.11	0.928	14:03:56.802
4 -	1:04.607	45.740	1:50.347	71.12	0.917	14:05:47.149
5 -	1:04.361	45.530	1:49.891 (3)	71.41	0.461	14:07:37.040
6 -	1:04.338	46.798	1:51.136	70.61	1.706	14:09:28.176
7 -	1:03.768	45.662	1:49.430 (1)	71.71		14:11:17.606

P9 92 Andrew MOOK		Yamaha TZR250 -				
IDEAL LAP TIME : 1:48.337		BEST LAP TIME : 1:48.337		DIFFERENCE : 0.000		
LAP	SECTOR 1	SECTOR 2	LAP TIME	MPH	DIFF	TIME OF DAY
1 -		46.229	1:56.571	67.32	8.234	14:00:16.431
2 -	1:05.576	46.942	1:52.518	69.74	4.181	14:02:08.949
3 -	1:05.708	47.527	1:53.235	69.30	4.898	14:04:02.184
4 -	1:05.890	46.403	1:52.293	69.88	3.956	14:05:54.477
5 -	1:05.224	45.721	1:50.945 (3)	70.73	2.608	14:07:45.422
6 -	1:04.144	45.314	1:49.458 (2)	71.69	1.121	14:09:34.880
7 -	1:03.274	45.063	1:48.337 (1)	72.44		14:11:23.217

P10 29 Derek CRIPPS		Yamaha TZR250 - Team FBR				
IDEAL LAP TIME : 1:48.344		BEST LAP TIME : 1:48.490		DIFFERENCE : 0.146		
LAP	SECTOR 1	SECTOR 2	LAP TIME	MPH	DIFF	TIME OF DAY
1 -		46.340	1:58.929	65.98	10.439	14:00:18.789
2 -	1:04.129	47.502	1:51.631	70.30	3.141	14:02:10.420
3 -	1:04.816	48.710	1:53.526	69.13	5.036	14:04:03.946
4 -	1:04.738	47.314	1:52.052	70.03	3.562	14:05:55.998
5 -	1:04.141	46.133	1:50.274 (3)	71.16	1.784	14:07:46.272
6 -	1:02.950	45.540	1:48.490 (1)	72.33		14:09:34.762
7 -	1:03.703	45.394	1:49.097 (2)	71.93	0.607	14:11:23.859

International Sidecar Revival Meeting 2023

DFDS Yamaha Past Masters

RACE 9 - SECTOR ANALYSIS



SECTOR 1 = FL to I1, SECTOR 2 = I1 to FL, DIFF = Difference To Personal Best Lap, P = Crossed Finish Line in Pit Lane, D = Time Disallowed

P11 162		Darren COOPER		Yamaha TZR250 - Twistgrip Motorcycles		
IDEAL LAP TIME : 1:48.784		BEST LAP TIME : 1:49.088		DIFFERENCE : 0.304		
LAP	SECTOR 1	SECTOR 2	LAP TIME	MPH	DIFF	TIME OF DAY
1 -		46.681	1:59.204	65.83	10.116	14:00:19.064
2 -	1:04.896	47.070	1:51.966	70.09	2.878	14:02:11.030
3 -	1:05.908	47.876	1:53.784	68.97	4.696	14:04:04.814
4 -	1:06.229	47.138	1:53.367	69.22	4.279	14:05:58.181
5 -	1:03.769	46.018	1:49.787 (2)	71.48	0.699	14:07:47.968
6 -	1:02.766	46.322	1:49.088 (1)	71.94		14:09:37.056
7 -	1:04.822	46.048	1:50.870 (3)	70.78	1.782	14:11:27.926

P12 60 C		Danny GOUGH		Yamaha TZR250 - G Force Motorcycles		
IDEAL LAP TIME : 1:52.211		BEST LAP TIME : 1:52.211		DIFFERENCE : 0.000		
LAP	SECTOR 1	SECTOR 2	LAP TIME	MPH	DIFF	TIME OF DAY
1 -		47.149	1:58.545	66.20	6.334	14:00:18.405
2 -	1:05.137	47.074	1:52.211 (1)	69.94		14:02:10.616
3 -	1:05.785	48.062	1:53.847	68.93	1.636	14:04:04.463
4 -	1:06.016	47.473	1:53.489 (3)	69.15	1.278	14:05:57.952
5 -	1:05.246	47.175	1:52.421 (2)	69.80	0.210	14:07:50.373
6 -	1:05.646	47.993	1:53.639	69.06	1.428	14:09:44.012
7 -	1:06.835	49.662	1:56.497	67.36	4.286	14:11:40.509

P13 72 C		John HAMILTON		Yamaha TZR250 - LW Racing		
IDEAL LAP TIME : 1:49.633		BEST LAP TIME : 1:50.075		DIFFERENCE : 0.442		
LAP	SECTOR 1	SECTOR 2	LAP TIME	MPH	DIFF	TIME OF DAY
1 -		46.781	1:57.843	66.59	7.768	14:00:17.703
2 -	1:04.675	47.497	1:52.172 (3)	69.96	2.097	14:02:09.875
3 -	1:05.231	47.726	1:52.957	69.47	2.882	14:04:02.832
4 -	1:05.680	46.862	1:52.542	69.73	2.467	14:05:55.374
5 -	1:05.272	46.176	1:51.448 (2)	70.41	1.373	14:07:46.822
6 -	1:03.457	46.618	1:50.075 (1)	71.29		14:09:36.897
7 -	1:29.165	49.220	2:18.385	56.71	28.310	14:11:55.282

P14 46 C		Kevin MARSHALL		Yamaha TZR250 - Stacey Processing		
IDEAL LAP TIME : 1:53.252		BEST LAP TIME : 1:54.035		DIFFERENCE : 0.783		
LAP	SECTOR 1	SECTOR 2	LAP TIME	MPH	DIFF	TIME OF DAY
1 -		47.711	2:03.991	63.29	9.956	14:00:23.851
2 -	1:07.738	48.092	1:55.830	67.75	1.795	14:02:19.681
3 -	1:08.116	48.398	1:56.514	67.35	2.479	14:04:16.195
4 -	1:08.926	46.922	1:55.848	67.74	1.813	14:06:12.043
5 -	1:07.038	47.472	1:54.510 (2)	68.53	0.475	14:08:06.553
6 -	1:06.330	47.705	1:54.035 (1)	68.82		14:10:00.588
7 -	1:06.995	47.950	1:54.945 (3)	68.27	0.910	14:11:55.533

P15 199 C		Michael FROST		Yamaha TZR250 -		
IDEAL LAP TIME : 1:51.820		BEST LAP TIME : 1:51.820		DIFFERENCE : 0.000		
LAP	SECTOR 1	SECTOR 2	LAP TIME	MPH	DIFF	TIME OF DAY
1 -		48.415	2:08.012	61.30	16.192	14:00:27.872
2 -	1:07.401	49.114	1:56.515	67.35	4.695	14:02:24.387
3 -	1:07.925	48.944	1:56.869	67.15	5.049	14:04:21.256
4 -	1:06.542	47.798	1:54.340 (3)	68.63	2.520	14:06:15.596
5 -	1:06.381	47.764	1:54.145 (2)	68.75	2.325	14:08:09.741
6 -	1:04.912	46.908	1:51.820 (1)	70.18		14:10:01.561
7 -	1:06.338	48.560	1:54.898	68.30	3.078	14:11:56.459

International Sidecar Revival Meeting 2023

DFDS Yamaha Past Masters

RACE 9 - SECTOR ANALYSIS



SECTOR 1 = FL to I1, SECTOR 2 = I1 to FL, DIFF = Difference To Personal Best Lap, P = Crossed Finish Line in Pit Lane, D = Time Disallowed

P16 18		Marc PRENTICE		Yamaha TZR250 -			
IDEAL LAP TIME : 1:53.916		BEST LAP TIME : 1:53.916		DIFFERENCE : 0.000			
LAP	SECTOR 1	SECTOR 2	LAP TIME	MPH	DIFF	TIME OF DAY	
1 -		48.467	2:02.488	64.07	8.572	14:00:22.348	
2 -	1:08.800	48.647	1:57.447	66.82	3.531	14:02:19.795	
3 -	1:08.378	48.645	1:57.023	67.06	3.107	14:04:16.818	
4 -	1:07.748	47.527	1:55.275 (3)	68.08	1.359	14:06:12.093	
5 -	1:07.178	47.913	1:55.091 (2)	68.19	1.175	14:08:07.184	
6 -	1:06.535	47.381	1:53.916 (1)	68.89		14:10:01.100	
7 -	1:06.844	48.942	1:55.786	67.78	1.870	14:11:56.886	

P17 100 C		James NEAL		Yamaha TZR250 - www.ypmrc.co.uk			
IDEAL LAP TIME : 1:54.669		BEST LAP TIME : 1:54.753		DIFFERENCE : 0.084			
LAP	SECTOR 1	SECTOR 2	LAP TIME	MPH	DIFF	TIME OF DAY	
1 -		48.247	2:05.406	62.58	10.653	14:00:25.266	
2 -	1:08.152	48.362	1:56.514	67.35	1.761	14:02:21.780	
3 -	1:08.430	51.179	1:59.609	65.61	4.856	14:04:21.389	
4 -	1:07.693	47.697	1:55.390 (3)	68.01	0.637	14:06:16.779	
5 -	1:07.292	47.615	1:54.907 (2)	68.29	0.154	14:08:11.686	
6 -	1:07.054	47.699	1:54.753 (1)	68.39		14:10:06.439	
7 -	1:08.637	47.911	1:56.548	67.33	1.795	14:12:02.987	

P18 62 C		David PATERSON		Yamaha TZR250 - The love of a good woman			
IDEAL LAP TIME : 1:57.316		BEST LAP TIME : 1:57.984		DIFFERENCE : 0.668			
LAP	SECTOR 1	SECTOR 2	LAP TIME	MPH	DIFF	TIME OF DAY	
1 -		49.323	2:06.058	62.25	8.074	14:00:25.918	
2 -	1:08.719	49.517	1:58.236 (2)	66.37	0.252	14:02:24.154	
3 -	1:09.644	49.559	1:59.203	65.83	1.219	14:04:23.357	
4 -	1:09.229	49.109	1:58.338 (3)	66.31	0.354	14:06:21.695	
5 -	1:08.828	49.156	1:57.984 (1)	66.51		14:08:19.679	
6 -	1:08.875	50.005	1:58.880	66.01	0.896	14:10:18.559	
7 -	1:09.945	48.597	1:58.542	66.20	0.558	14:12:17.101	

P19 73 C		Colvin TURNER		Yamaha TZR250 -			
IDEAL LAP TIME : 1:59.539		BEST LAP TIME : 2:01.016		DIFFERENCE : 1.477			
LAP	SECTOR 1	SECTOR 2	LAP TIME	MPH	DIFF	TIME OF DAY	
1 -		50.169	2:07.358	61.62	6.342	14:00:27.218	
2 -	1:09.370	51.646	2:01.016 (1)	64.85		14:02:28.234	
3 -	1:10.988	51.787	2:02.775 (2)	63.92	1.759	14:04:31.009	
4 -	1:13.558	53.211	2:06.769	61.90	5.753	14:06:37.778	
5 -	1:12.786	52.094	2:04.880	62.84	3.864	14:08:42.658	
6 -	1:11.249	51.770	2:03.019 (3)	63.79	2.003	14:10:45.677	

P20 25 C		Stephen WIMBLE		Yamaha TZR250 - S.B.W Contractor			
IDEAL LAP TIME : 2:02.746		BEST LAP TIME : 2:03.567		DIFFERENCE : 0.821			
LAP	SECTOR 1	SECTOR 2	LAP TIME	MPH	DIFF	TIME OF DAY	
1 -		51.872	2:14.212	58.47	10.645	14:00:34.072	
2 -	1:12.626	52.906	2:05.532	62.51	1.965	14:02:39.604	
3 -	1:13.305	53.463	2:06.768	61.90	3.201	14:04:46.372	
4 -	1:13.180	50.733	2:03.913 (2)	63.33	0.346	14:06:50.285	
5 -	1:12.013	51.554	2:03.567 (1)	63.51		14:08:53.852	
6 -	1:12.218	52.438	2:04.656 (3)	62.95	1.089	14:10:58.508	

International Sidecar Revival Meeting 2023

DFDS Yamaha Past Masters

RACE 9 - SECTOR ANALYSIS



SECTOR 1 = FL to I1, SECTOR 2 = I1 to FL, DIFF = Difference To Personal Best Lap, P = Crossed Finish Line in Pit Lane, D = Time Disallowed

P21 77 C Adam COLLINS		Yamaha TZR250 - 2 Cows Racing				
IDEAL LAP TIME : 2:03.550		BEST LAP TIME : 2:03.550		DIFFERENCE : 0.000		
LAP	SECTOR 1	SECTOR 2	LAP TIME	MPH	DIFF	TIME OF DAY
1 -		52.086	2:13.881	58.61	10.331	14:00:33.741
2 -	1:14.117	52.277	2:06.394	62.09	2.844	14:02:40.135
3 -	1:14.517	52.944	2:07.461	61.57	3.911	14:04:47.596
4 -	1:13.736	52.246	2:05.982 (3)	62.29	2.432	14:06:53.578
5 -	1:12.425	52.862	2:05.287 (2)	62.64	1.737	14:08:58.865
6 -	1:12.129	51.421	2:03.550 (1)	63.52		14:11:02.415

P22 3 Andrew BAILEY		Yamaha TZR250 -				
IDEAL LAP TIME : 2:04.272		BEST LAP TIME : 2:04.554		DIFFERENCE : 0.282		
LAP	SECTOR 1	SECTOR 2	LAP TIME	MPH	DIFF	TIME OF DAY
1 -		51.576	2:12.316	59.31	7.762	14:00:32.176
2 -	1:13.243	53.408	2:06.651 (3)	61.96	2.097	14:02:38.827
3 -	1:13.732	53.061	2:06.793	61.89	2.239	14:04:45.620
4 -	1:14.233	52.609	2:06.842	61.87	2.288	14:06:52.462
5 -	1:12.852	51.702	2:04.554 (1)	63.00		14:08:57.016
6 -	1:12.696	53.017	2:05.713 (2)	62.42	1.159	14:11:02.729

P23 50 R Stuart MELHUISH		Yamaha TZR250 -				
IDEAL LAP TIME : 2:10.695		BEST LAP TIME : 2:10.695		DIFFERENCE : 0.000		
LAP	SECTOR 1	SECTOR 2	LAP TIME	MPH	DIFF	TIME OF DAY
1 -		54.944	2:18.571	56.63	7.876	14:00:38.431
2 -	1:17.436	55.845	2:13.281	58.88	2.586	14:02:51.712
3 -	1:17.960	56.941	2:14.901	58.17	4.206	14:05:06.613
4 -	1:18.106	54.909	2:13.015 (3)	59.00	2.320	14:07:19.628
5 -	1:16.651	54.538	2:11.189 (2)	59.82	0.494	14:09:30.817
6 -	1:16.356	54.339	2:10.695 (1)	60.04		14:11:41.512

P24 333 C Mark STUBBERFIELD		Yamaha TZR250 - Polished concrete London				
IDEAL LAP TIME : 1:55.446		BEST LAP TIME : 1:56.652		DIFFERENCE : 1.206		
LAP	SECTOR 1	SECTOR 2	LAP TIME	MPH	DIFF	TIME OF DAY
1 -		47.382	2:02.411	64.11	5.759	14:00:22.271
2 -	1:08.064	48.588	1:56.652 (1)	67.27		14:02:18.923

International Sidecar Revival Meeting 2023

DFDS Yamaha Past Masters

RACE 9 - BEST SECTORS

SECTOR 1			SECTOR 2			IDEAL / BEST COMPARISON						
POS	NO	NAME	TIME	NO	NAME	TIME	POS	NO	NAME	IDEAL	BEST	DIFF
									PERFECT LAP	1:42.878		
1	51	WHOLEY	59.954	51	WHOLEY	42.924	1	51	WHOLEY	1:42.878	1:43.333	0.455
2	27	HAYWARD	1:00.347	27	HAYWARD	43.269	2	27	HAYWARD	1:43.616	1:43.992	0.376
3	57	MOOK	1:00.533	57	MOOK	43.941	3	57	MOOK	1:44.474	1:44.774	0.300
4	61	WELCH	1:01.156	8	BALL	44.457	4	22	BALLERINI	1:46.110	1:46.730	0.620
5	74	WHITBY	1:01.264	22	BALLERINI	44.671	5	8	BALL	1:46.380	1:46.710	0.330
6	22	BALLERINI	1:01.439	92	MOOK	45.063	6	61	WELCH	1:46.517	1:47.093	0.576
7	8	BALL	1:01.923	74	WHITBY	45.319	7	74	WHITBY	1:46.583	1:46.583	0.000
8	162	COOPER	1:02.766	61	WELCH	45.361	8	92	MOOK	1:48.337	1:48.337	0.000
9	29	CRIPPS	1:02.950	29	CRIPPS	45.394	9	29	CRIPPS	1:48.344	1:48.490	0.146
10	92	MOOK	1:03.274	26	LEE	45.530	10	162	COOPER	1:48.784	1:49.088	0.304
11	72	HAMILTON	1:03.457	162	COOPER	46.018	11	26	LEE	1:49.298	1:49.430	0.132
12	26	LEE	1:03.768	72	HAMILTON	46.176	12	72	HAMILTON	1:49.633	1:50.075	0.442
13	199	FROST	1:04.912	199	FROST	46.908	13	199	FROST	1:51.820	1:51.820	0.000
14	60	GOUGH	1:05.137	46	MARSHALL	46.922	14	60	GOUGH	1:52.211	1:52.211	0.000
15	46	MARSHALL	1:06.330	60	GOUGH	47.074	15	46	MARSHALL	1:53.252	1:54.035	0.783
16	18	PRENTICE	1:06.535	18	PRENTICE	47.381	16	18	PRENTICE	1:53.916	1:53.916	0.000
17	100	NEAL	1:07.054	333	STUBBERFIELD	47.382	17	100	NEAL	1:54.669	1:54.753	0.084
18	333	STUBBERFIELD	1:08.064	100	NEAL	47.615	18	333	STUBBERFIELD	1:55.446	1:56.652	1.206
19	62	PATERSON	1:08.719	62	PATERSON	48.597	19	62	PATERSON	1:57.316	1:57.984	0.668
20	73	TURNER	1:09.370	73	TURNER	50.169	20	73	TURNER	1:59.539	2:01.016	1.477
21	25	WIMBLE	1:12.013	25	WIMBLE	50.733	21	25	WIMBLE	2:02.746	2:03.567	0.821
22	77	COLLINS	1:12.129	77	COLLINS	51.421	22	77	COLLINS	2:03.550	2:03.550	0.000
23	3	BAILEY	1:12.696	3	BAILEY	51.576	23	3	BAILEY	2:04.272	2:04.554	0.282
24	50	MELHUISH	1:16.356	50	MELHUISH	54.339	24	50	MELHUISH	2:10.695	2:10.695	0.000

International Sidecar Revival Meeting 2023

DFDS Yamaha Past Masters

RACE 9 - STATISTICS

Competitors Started 24
Planned Start 2023-08-06 @ 14:20:00.000
Actual Start 2023-08-06 @ 13:58:19.859
Finish Time 2023-08-06 @ 14:10:32.382
Track Length 2.1800mi.
Total Laps 158
Total Distance Covered 344.4429mi.

Session Fastest Lap History

NO	CL	NAME	LAP TIME	TIME OF DAY	LAP	VEHICLE
51		Kevin WHOLEY	1:45.487	14:01:55.873	2	Yamaha TZR250
57		Geoff MOOK	1:45.297	14:01:56.167	2	Yamaha TZR250
27		Richard HAYWARD	1:45.100	14:01:56.593	2	Yamaha TZR250
51		Kevin WHOLEY	1:44.512	14:03:40.384	3	Yamaha TZR250
51		Kevin WHOLEY	1:44.257	14:05:24.641	4	Yamaha TZR250
27		Richard HAYWARD	1:44.229	14:05:25.392	4	Yamaha TZR250
51		Kevin WHOLEY	1:43.390	14:07:08.031	5	Yamaha TZR250
51		Kevin WHOLEY	1:43.333	14:10:36.296	7	Yamaha TZR250

Session Leader History

NO	CL	NAME	FROM LAP	LAPS LED	DISTANCE	VEHICLE
51		Kevin WHOLEY	1	7	15.26 miles	Yamaha TZR250

Flag History

TYPE	TIME OF DAY
GREEN	13:58:19.859
FINISH	14:10:32.382

Flag Statistics

TYPE	COUNT	TOTAL LAPS	TOTAL TIME
Green	1	7	14:02.423
Red	0	0	0.000
Safety Car	0	0	0.000
FCY	0	0	0.000

International Sidecar Revival Meeting 2023

DFDS Yamaha Past Masters

RACE 9 - STATISTICS

CLASS :

12 Starters

Fastest Lap History

NO	NAME	LAP TIME	TIME OF DAY	LAP	VEHICLE
51	Kevin WHOLEY	1:45.487	14:01:55.873	2	Yamaha TZR250
57	Geoff MOOK	1:45.297	14:01:56.167	2	Yamaha TZR250
27	Richard HAYWARD	1:45.100	14:01:56.593	2	Yamaha TZR250
51	Kevin WHOLEY	1:44.512	14:03:40.384	3	Yamaha TZR250
51	Kevin WHOLEY	1:44.257	14:05:24.641	4	Yamaha TZR250
27	Richard HAYWARD	1:44.229	14:05:25.392	4	Yamaha TZR250
51	Kevin WHOLEY	1:43.390	14:07:08.031	5	Yamaha TZR250
51	Kevin WHOLEY	1:43.333	14:10:36.296	7	Yamaha TZR250

Leader History

NO	NAME	FROM LAP	LAPS LED	DISTANCE	VEHICLE
51	Kevin WHOLEY	1	7	15.26 miles	Yamaha TZR250

International Sidecar Revival Meeting 2023

DFDS Yamaha Past Masters

RACE 9 - STATISTICS

CLASS : C

11 Starters

Fastest Lap History

NO	NAME	LAP TIME	TIME OF DAY	LAP	VEHICLE
26	Damian LEE	1:49.737	14:02:06.456	2	Yamaha TZR250
26	Damian LEE	1:49.430	14:11:17.618	7	Yamaha TZR250

Leader History

NO	NAME	FROM LAP	LAPS LED	DISTANCE	VEHICLE
26	Damian LEE	1	7	15.26 miles	Yamaha TZR250

International Sidecar Revival Meeting 2023

DFDS Yamaha Past Masters

RACE 9 - STATISTICS

CLASS : R

1 Starters

Fastest Lap History

NO	NAME	LAP TIME	TIME OF DAY	LAP	VEHICLE
50	Stuart MELHUISH	2:13.281	14:02:51.723	2	Yamaha TZR250
50	Stuart MELHUISH	2:13.015	14:07:19.639	4	Yamaha TZR250
50	Stuart MELHUISH	2:11.189	14:09:30.828	5	Yamaha TZR250
50	Stuart MELHUISH	2:10.695	14:11:41.521	6	Yamaha TZR250

Leader History

NO	NAME	FROM LAP	LAPS LED	DISTANCE	VEHICLE
50	Stuart MELHUISH	1	6	13.08 miles	Yamaha TZR250