



BMCRC-MRO CHAMPIONSHIPS

2023

Round 5
Cadwell Park
1st / 2nd July 2023



Timing & Results Provided by Timing Solutions Ltd

www.tsl-timing.com

illuminate~~a~~esign

ILLUMINATE DESIGN 250 MZ & BLUE HAZE GPF



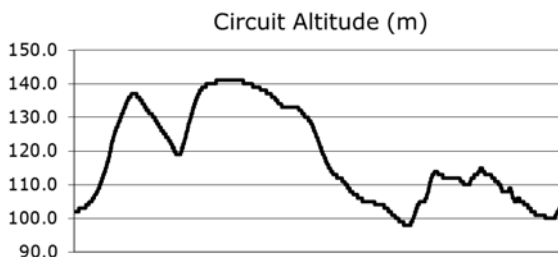
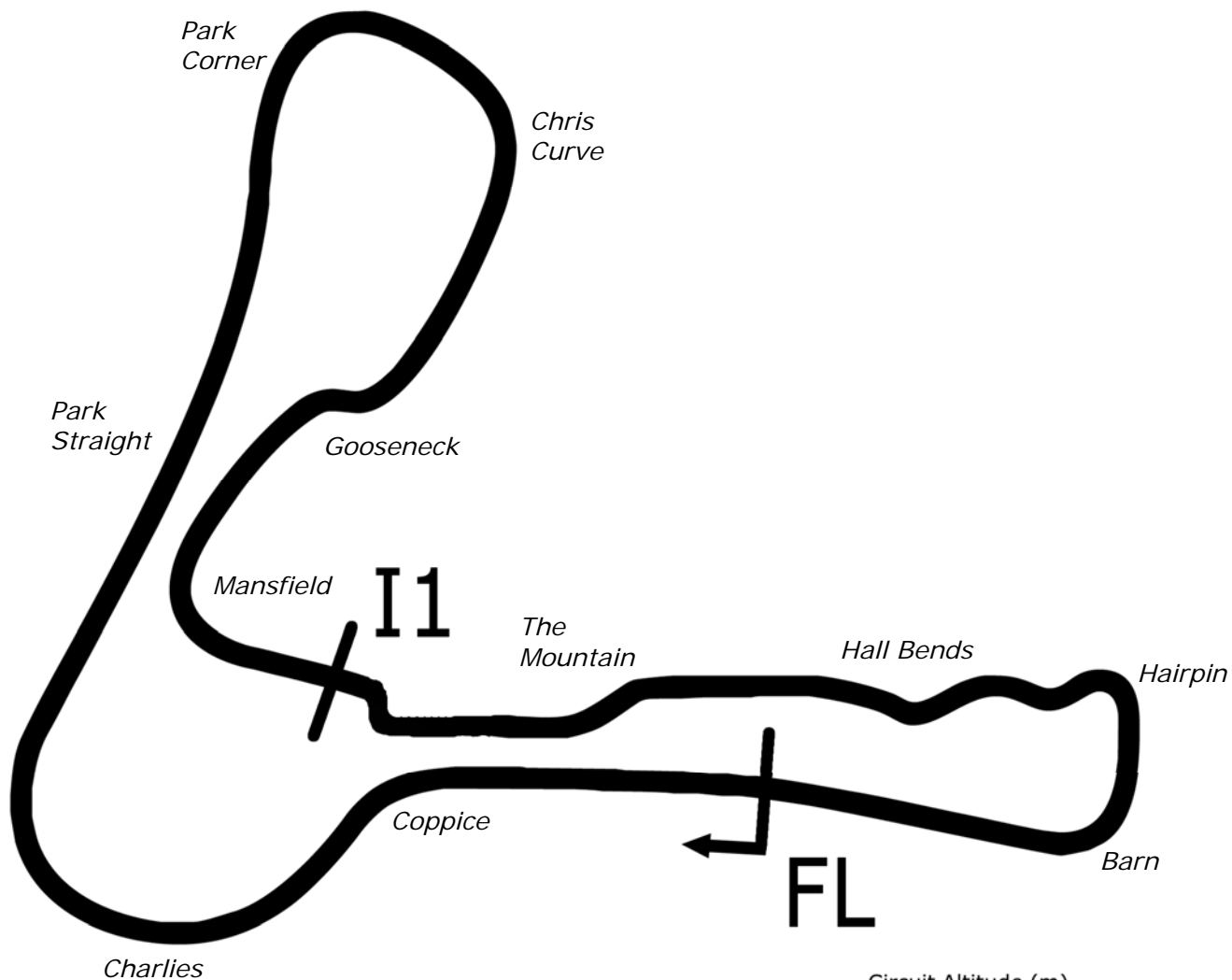
BMCRC-MRO Championships - Round 5
Cadwell Park
1st / 2nd July 2023



Timing & Results Provided by Timing Solutions Ltd

www.tsl-timing.com

Cadwell Park



Length	2.1800 miles	3508.4 m	
FL		53.31024 N	0.05940 W
I1	2330m	53.30708 N	0.06270 W
Pit Entry	3472m	53.31103 N	0.05889 W
Pit Exit	0m after FL	53.31030 N	0.05940 W
Pit Entry-Pit Exit 92m, 6.6s @50kph, 5.5s @60kph			

All results available at www.tsl-timing.com

BMCRC - MRO Championships 2023 - Rnd 5 @ Cadwell Park

Illuminate Design 250MZs & Blue Haze GPF 2-Stroke

QUALIFYING - CLASSIFICATION

POS	NO	CL	PIC NAME	ENTRY	TIME	ON	LAPS	GAP	DIFF	MPH
1	1	GPF	1 David ABRAHAM	Suzuki RG570 - Cambridge Motorcycles	1:44.491	6	6			75.10
2	28	GPF	2 Liam McCARTER	Yamaha TZR - Katie McCarter	1:45.682	3	6	1.191	1.191	74.26
3	18	GPF	3 David BALL	Yamaha TZR250F3 - Gardiner Page and Roe pension c	1:45.960	6	6	1.469	0.278	74.06
4	22	GPF	4 Rik BALLERINI	Yamaha TZ 250 - SCLS LTD, CAMBRIDGE MC, GECK	1:46.066	4	5	1.575	0.106	73.99
5	27	GPF	5 Richard HAYWARD	Yamaha TZR - GForce/Hayward R Ltd/SnapOn	1:48.243	3	5	3.752	2.177	72.50
6	162	GPF	6 Darren COOPER	Yamaha TZR250 - Twistgrip Motorcycles	1:50.358	3	6	5.867	2.115	71.11
7	85	MZ	1 Andrew WALES	MZ ETZ 250 - Illuminated Design LTD	1:50.888	4	5	6.397	0.530	70.77
8	26	GPF	7 Damian LEE	Yamaha TZR250 - Leed Autos	1:50.890	5	5	6.399	0.002	70.77
9	110	GPF	8 Mark HAIGH	Aprilia RS250 - Chesterfield CarClinic/The Tuning Work	1:51.064	4	4	6.573	0.174	70.66
10	69	MZ	2 Alexander MANN	MZ TS 250 - HS RACING	1:51.293	4	5	6.802	0.229	70.51
11	565	MZ	3 Louis KERSHAW	MZ ETZ250 - Team Lucky Streetsy/Walkers Campers	1:51.711	5	5	7.220	0.418	70.25
12	60	GPF	9 Danny GOUGH	Yamaha TZR 250 - G Force Motorcycles	1:52.034	3	5	7.543	0.323	70.05
13	75	MZ	4 Pete WOODALL	MZ ETZ250 - Online Lubricants	1:53.181	4	5	8.690	1.147	69.34
14	96	MZ	5 Chris KENT	MZ ETZ 250 -	1:53.726	2	5	9.235	0.545	69.00
15	95	MZ	6 Christopher ROGERS	MZ ETZ 250 - CB Racing	1:55.856	2	3	11.365	2.130	67.73
16	13	MZ	7 Gordon RYAN	MZ ETZ250 - Prism Work Psychology	1:56.455	3	5	11.964	0.599	67.39
17	7	MZ	8 John ASHMEAD	MZ ETZ250 -	1:57.666	5	5	13.175	1.211	66.69
18	94	MZ R	1 Harry LAMACRAFT	MZ ETZ250 - Illuminate Design	1:57.808	4	5	13.317	0.142	66.61
19	11	MZ R	2 Carl CRIPPS	MZ ETZ250 - MIS UK LTD	1:58.680	5	5	14.189	0.872	66.12
20	8	MZ	9 Rich ASKEW	MZ ETZ - L+R construction	1:58.926	4	5	14.435	0.246	65.99
21	17	GPF	10 David PATERSON	Aprilia RS250 - The love of a good woman	2:02.017	4	5	17.526	3.091	64.31
22	56	MZ	10 Russell TURNER	MZ ETZ250 - TT Racing	2:02.929	5	5	18.438	0.912	63.84
23	566	MZ	11 Michael WILBY	MZ ETZ 250 - Sziler UK	2:04.403	4	5	19.912	1.474	63.08
24	102	MZ R	3 Caleb WRIGHT	MZ 250 ETZ - Clover Investments	2:14.080	3	4	29.589	9.677	58.53

Weather / Track : Cloudy / Dry

These results are provisional until the conclusion of any judicial and technical matters.

Cadwell Park: 2.1800 miles

Date: 01/07/2023 Start: 11:13 Finish: 11:23

Clerk Of Course :

Stewards :

Timekeeper :

Craig Smith

Results can be found at www.tsl-timing.com

Printed - 11:26 Saturday, 01 July 2023



BMCRC - MRO Championships 2023 - Rnd 5 @ Cadwell Park

Illuminate Design 250MZs & Blue Haze GPF 2-Stroke

QUALIFYING - SECTOR ANALYSIS



SECTOR 1 = FL to I1, SECTOR 2 = I1 to FL, DIFF = Difference To Personal Best Lap, P = Crossed Finish Line in Pit Lane, D = Time Disallowed

P1		1 GPF		David ABRAHAM		Suzuki RG570 - Cambridge Motorcycles	
IDEAL LAP TIME : 1:44.491		BEST LAP TIME : 1:44.491		DIFFERENCE : 0.000			
LAP	SECTOR 1	SECTOR 2	LAP TIME	MPH	DIFF	TIME OF DAY	
1 -	1:06.705	47.154	1:53.859	68.92	9.368	11:16:29.774	
2 -	1:02.723	46.314	1:49.037	71.97	4.546	11:18:18.811	
3 -	1:01.218	45.660	1:46.878	73.43	2.387	11:20:05.689	
4 -	1:00.855	44.174	1:45.029 (2)	74.72	0.538	11:21:50.718	
5 -	1:01.746	44.189	1:45.935 (3)	74.08	1.444	11:23:36.653	
6 -	1:00.721	43.770	1:44.491 (1)	75.10		11:25:21.144	

P2		28 GPF		Liam McCARTER		Yamaha TZR - Katie McCarter	
IDEAL LAP TIME : 1:45.068		BEST LAP TIME : 1:45.682		DIFFERENCE : 0.614			
LAP	SECTOR 1	SECTOR 2	LAP TIME	MPH	DIFF	TIME OF DAY	
1 -	1:05.794	49.175	1:54.969	68.26	9.287	11:16:25.477	
2 -	1:02.319	44.255	1:46.574 (3)	73.63	0.892	11:18:12.051	
3 -	1:01.123	44.559	1:45.682 (1)	74.26		11:19:57.733	
4 -	1:02.263	43.945	1:46.208 (2)	73.89	0.526	11:21:43.941	
5 -	1:02.706	44.432	1:47.138	73.25	1.456	11:23:31.079	
6 -	1:02.601	44.081	1:46.682	73.56	1.000	11:25:17.761	

P3		18 GPF		David BALL		Yamaha TZR250F3 - Gardiner Page and Roe pension consultan	
IDEAL LAP TIME : 1:45.735		BEST LAP TIME : 1:45.960		DIFFERENCE : 0.225			
LAP	SECTOR 1	SECTOR 2	LAP TIME	MPH	DIFF	TIME OF DAY	
1 -	1:06.197	45.467	1:51.664	70.28	5.704	11:16:20.166	
2 -	1:03.958	44.999	1:48.957	72.02	2.997	11:18:09.123	
3 -	1:03.155	45.113	1:48.268	72.48	2.308	11:19:57.391	
4 -	1:03.282	44.005	1:47.287 (3)	73.15	1.327	11:21:44.678	
5 -	1:02.616	43.895	1:46.511 (2)	73.68	0.551	11:23:31.189	
6 -	1:01.840	44.120	1:45.960 (1)	74.06		11:25:17.149	

P4		22 GPF		Rik BALLERINI		Yamaha TZ 250 - SCLS LTD, CAMBRIDGE MC, GECKO RACIN	
IDEAL LAP TIME : 1:46.066		BEST LAP TIME : 1:46.066		DIFFERENCE : 0.000			
LAP	SECTOR 1	SECTOR 2	LAP TIME	MPH	DIFF	TIME OF DAY	
1 -	1:10.813	49.147	1:59.960	65.42	13.894	11:16:45.031	
2 -	1:03.755	45.565	1:49.320	71.78	3.254	11:18:34.351	
3 -	1:03.362	44.830	1:48.192 (3)	72.53	2.126	11:20:22.543	
4 -	1:01.597	44.469	1:46.066 (1)	73.99		11:22:08.609	
5 -	1:01.910	45.594	1:47.504 (2)	73.00	1.438	11:23:56.113	

P5		27 GPF		Richard HAYWARD		Yamaha TZR - GForce/Hayward R Ltd/SnapOn	
IDEAL LAP TIME : 1:48.243		BEST LAP TIME : 1:48.243		DIFFERENCE : 0.000			
LAP	SECTOR 1	SECTOR 2	LAP TIME	MPH	DIFF	TIME OF DAY	
1 -	1:06.883	46.758	1:53.641	69.06	5.398	11:16:26.136	
2 -	1:05.717	47.066	1:52.783	69.58	4.540	11:18:18.919	
3 -	1:03.313	44.930	1:48.243 (1)	72.50		11:20:07.162	
4 -	1:03.522	46.162	1:49.684 (2)	71.55	1.441	11:21:56.846	
5 -	1:04.551	46.101	1:50.652 (3)	70.92	2.409	11:23:47.498	

P6		162 GPF		Darren COOPER		Yamaha TZR250 - Twistgrip Motorcycles	
IDEAL LAP TIME : 1:50.217		BEST LAP TIME : 1:50.358		DIFFERENCE : 0.141			
LAP	SECTOR 1	SECTOR 2	LAP TIME	MPH	DIFF	TIME OF DAY	
1 -	1:07.668	48.612	1:56.280	67.49	5.922	11:16:24.530	
2 -	1:05.181	45.838	1:51.019 (3)	70.69	0.661	11:18:15.549	
3 -	1:04.379	45.979	1:50.358 (1)	71.11		11:20:05.907	
4 -	1:04.398	46.232	1:50.630 (2)	70.93	0.272	11:21:56.537	
5 -	1:05.368	47.095	1:52.463	69.78	2.105	11:23:49.000	
6 -	1:04.976	46.781	1:51.757	70.22	1.399	11:25:40.757	

BMCRC - MRO Championships 2023 - Rnd 5 @ Cadwell Park

Illuminate Design 250MZs & Blue Haze GPF 2-Strokes

QUALIFYING - SECTOR ANALYSIS



SECTOR 1 = FL to I1, SECTOR 2 = I1 to FL, DIFF = Difference To Personal Best Lap, P = Crossed Finish Line in Pit Lane, D = Time Disallowed

P7 85 MZ Andrew WALES		MZ ETZ 250 - Illuminated Design LTD				
IDEAL LAP TIME : 1:50.888		BEST LAP TIME : 1:50.888		DIFFERENCE : 0.000		
LAP	SECTOR 1	SECTOR 2	LAP TIME	MPH	DIFF	TIME OF DAY
1 -	1:07.137	48.005	1:55.142	68.15	4.254	11:16:25.541
2 -	1:07.638	48.317	1:55.955	67.68	5.067	11:18:21.496
3 -	1:05.247	46.495	1:51.742 (2)	70.23	0.854	11:20:13.238
4 -	1:04.769	46.119	1:50.888 (1)	70.77		11:22:04.126
5 -	1:06.292	48.792	1:55.084 (3)	68.19	4.196	11:23:59.210

P8 26 GPF Damian LEE		Yamaha TZR250 - Leed Autos				
IDEAL LAP TIME : 1:50.529		BEST LAP TIME : 1:50.890		DIFFERENCE : 0.361		
LAP	SECTOR 1	SECTOR 2	LAP TIME	MPH	DIFF	TIME OF DAY
1 -	1:07.665	47.141	1:54.806	68.35	3.916	11:16:33.270
2 -	1:06.107	46.797	1:52.904	69.51	2.014	11:18:26.174
3 -	1:05.201	46.409	1:51.610 (3)	70.31	0.720	11:20:17.784
4 -	1:04.828	46.097	1:50.925 (2)	70.75	0.035	11:22:08.709
5 -	1:04.432	46.458	1:50.890 (1)	70.77		11:23:59.599

P9 110 GPF Mark HAIGH		Aprilia RS250 - Chesterfield CarClinic/The Tuning Works				
IDEAL LAP TIME : 1:51.064		BEST LAP TIME : 1:51.064		DIFFERENCE : 0.000		
LAP	SECTOR 1	SECTOR 2	LAP TIME	MPH	DIFF	TIME OF DAY
1 -	1:12.345	49.378	2:01.723	64.47	10.659	11:16:40.644
2 -	1:08.024	47.694	1:55.718 (3)	67.82	4.654	11:18:36.362
3 -	1:06.141	47.781	1:53.922 (2)	68.88	2.858	11:20:30.284
4 -	1:04.643	46.421	1:51.064 (1)	70.66		11:22:21.348

P10 69 MZ Alexander MANN		MZ TS 250 - HS RACING				
IDEAL LAP TIME : 1:51.293		BEST LAP TIME : 1:51.293		DIFFERENCE : 0.000		
LAP	SECTOR 1	SECTOR 2	LAP TIME	MPH	DIFF	TIME OF DAY
1 -	1:08.474	49.066	1:57.540	66.76	6.247	11:16:27.856
2 -	1:07.127	48.108	1:55.235	68.10	3.942	11:18:23.091
3 -	1:05.648	46.387	1:52.035 (3)	70.05	0.742	11:20:15.126
4 -	1:05.090	46.203	1:51.293 (1)	70.51		11:22:06.419
5 -	1:05.100	46.456	1:51.556 (2)	70.35	0.263	11:23:57.975

P11 565 MZ Louis KERSHAW		MZ ETZ250 - Team Lucky Streetsy/Walkers Campers				
IDEAL LAP TIME : 1:51.711		BEST LAP TIME : 1:51.711		DIFFERENCE : 0.000		
LAP	SECTOR 1	SECTOR 2	LAP TIME	MPH	DIFF	TIME OF DAY
1 -	1:16.229	51.180	2:07.409	61.59	15.698	11:16:45.338
2 -	1:05.873	46.089	1:51.962 (2)	70.09	0.251	11:18:37.300
3 -	1:05.861	47.821	1:53.682	69.03	1.971	11:20:30.982
4 -	1:06.281	46.151	1:52.432 (3)	69.80	0.721	11:22:23.414
5 -	1:05.819	45.892	1:51.711 (1)	70.25		11:24:15.125

P12 60 GPF Danny GOUGH		Yamaha TZR 250 - G Force Motorcycles				
IDEAL LAP TIME : 1:51.933		BEST LAP TIME : 1:52.034		DIFFERENCE : 0.101		
LAP	SECTOR 1	SECTOR 2	LAP TIME	MPH	DIFF	TIME OF DAY
1 -	1:06.686	47.483	1:54.169	68.74	2.135	11:16:25.861
2 -	1:05.793	47.188	1:52.981 (3)	69.46	0.947	11:18:18.842
3 -	1:05.072	46.962	1:52.034 (1)	70.05		11:20:10.876
4 -	1:06.179	46.861	1:53.040	69.42	1.006	11:22:03.916
5 -	1:05.407	47.516	1:52.923 (2)	69.49	0.889	11:23:56.839

BMCRC - MRO Championships 2023 - Rnd 5 @ Cadwell Park

Illuminate Design 250MZs & Blue Haze GPF 2-Strokes

QUALIFYING - SECTOR ANALYSIS



SECTOR 1 = FL to I1, SECTOR 2 = I1 to FL, DIFF = Difference To Personal Best Lap, P = Crossed Finish Line in Pit Lane, D = Time Disallowed

P13 75 MZ		Pete WOODALL		MZ ETZ250 - Online Lubricants			
IDEAL LAP TIME : 1:53.014		BEST LAP TIME : 1:53.181		DIFFERENCE : 0.167			
LAP	SECTOR 1	SECTOR 2	LAP TIME	MPH	DIFF	TIME OF DAY	
1 -	1:10.417	48.456	1:58.873	66.02	5.692	11:16:33.629	
2 -	1:07.499	47.975	1:55.474	67.96	2.293	11:18:29.103	
3 -	1:07.622	47.509	1:55.131 (3)	68.16	1.950	11:20:24.234	
4 -	1:06.102	47.079	1:53.181 (1)	69.34		11:22:17.415	
5 -	1:06.290	46.912	1:53.202 (2)	69.32	0.021	11:24:10.617	

P14 96 MZ		Chris KENT		MZ ETZ 250 -			
IDEAL LAP TIME : 1:53.200		BEST LAP TIME : 1:53.726		DIFFERENCE : 0.526			
LAP	SECTOR 1	SECTOR 2	LAP TIME	MPH	DIFF	TIME OF DAY	
1 -	1:08.351	47.498	1:55.849	67.74	2.123	11:16:21.860	
2 -	1:07.002	46.724	1:53.726 (1)	69.00		11:18:15.586	
3 -	1:07.230	46.683	1:53.913 (3)	68.89	0.187	11:20:09.499	
4 -	1:06.517	47.226	1:53.743 (2)	68.99	0.017	11:22:03.242	
5 -	1:07.099	47.576	1:54.675	68.43	0.949	11:23:57.917	

P15 95 MZ		Christopher ROGERS		MZ ETZ 250 - CB Racing			
IDEAL LAP TIME : 1:55.661		BEST LAP TIME : 1:55.856		DIFFERENCE : 0.195			
LAP	SECTOR 1	SECTOR 2	LAP TIME	MPH	DIFF	TIME OF DAY	
1 -	1:10.974	49.376	2:00.350 (3)	65.21	4.494	11:16:35.374	
2 -	1:07.132	48.724	1:55.856 (1)	67.73		11:18:31.230	
3 -	1:06.937	52.155	1:59.092 (2)	65.89	3.236	11:20:30.322	

P16 13 MZ		Gordon RYAN		MZ ETZ250 - Prism Work Psychology			
IDEAL LAP TIME : 1:55.996		BEST LAP TIME : 1:56.455		DIFFERENCE : 0.459			
LAP	SECTOR 1	SECTOR 2	LAP TIME	MPH	DIFF	TIME OF DAY	
1 -	1:09.433	49.566	1:58.999	65.95	2.544	11:16:25.045	
2 -	1:09.061	48.899	1:57.960	66.53	1.505	11:18:23.005	
3 -	1:07.809	48.646	1:56.455 (1)	67.39		11:20:19.460	
4 -	1:08.232	48.472	1:56.704 (2)	67.24	0.249	11:22:16.164	
5 -	1:08.714	48.187	1:56.901 (3)	67.13	0.446	11:24:13.065	

P17 7 MZ		John ASHMEAD		MZ ETZ250 -			
IDEAL LAP TIME : 1:57.621		BEST LAP TIME : 1:57.666		DIFFERENCE : 0.045			
LAP	SECTOR 1	SECTOR 2	LAP TIME	MPH	DIFF	TIME OF DAY	
1 -	1:10.968	52.336	2:03.304	63.64	5.638	11:16:49.062	
2 -	1:11.753	48.980	2:00.733	65.00	3.067	11:18:49.795	
3 -	1:09.432	48.352	1:57.784 (2)	66.63	0.118	11:20:47.579	
4 -	1:09.524	49.013	1:58.537 (3)	66.20	0.871	11:22:46.116	
5 -	1:09.269	48.397	1:57.666 (1)	66.69		11:24:43.782	

P18 94 MZ R		Harry LAMACRAFT		MZ ETZ250 - Illuminate Design			
IDEAL LAP TIME : 1:57.741		BEST LAP TIME : 1:57.808		DIFFERENCE : 0.067			
LAP	SECTOR 1	SECTOR 2	LAP TIME	MPH	DIFF	TIME OF DAY	
1 -	1:10.993	50.289	2:01.282	64.70	3.474	11:16:30.411	
2 -	1:10.134	49.861	1:59.995	65.40	2.187	11:18:30.406	
3 -	1:09.114	50.507	1:59.621 (3)	65.60	1.813	11:20:30.027	
4 -	1:08.905	48.903	1:57.808 (1)	66.61		11:22:27.835	
5 -	1:09.882	48.836	1:58.718 (2)	66.10	0.910	11:24:26.553	

BMCRC - MRO Championships 2023 - Rnd 5 @ Cadwell Park

Illuminate Design 250MZs & Blue Haze GPF 2-Strokes

QUALIFYING - SECTOR ANALYSIS



SECTOR 1 = FL to I1, SECTOR 2 = I1 to FL, DIFF = Difference To Personal Best Lap, P = Crossed Finish Line in Pit Lane, D = Time Disallowed

P19 11 MZ R Carl CRIPPS		MZ ETZ250 - MIS UK LTD				
IDEAL LAP TIME : 1:58.501		BEST LAP TIME : 1:58.680		DIFFERENCE : 0.179		
LAP	SECTOR 1	SECTOR 2	LAP TIME	MPH	DIFF	TIME OF DAY
1 -	1:13.732	51.698	2:05.430	62.56	6.750	11:16:45.437
2 -	1:10.085	49.143	1:59.228 (2)	65.82	0.548	11:18:44.665
3 -	1:11.780	49.451	2:01.231	64.73	2.551	11:20:45.896
4 -	1:10.733	48.818	1:59.551 (3)	65.64	0.871	11:22:45.447
5 -	1:10.264	48.416	1:58.680 (1)	66.12		11:24:44.127

P20 8 MZ Rich ASKEW		MZ ETZ - L+R construction				
IDEAL LAP TIME : 1:58.719		BEST LAP TIME : 1:58.926		DIFFERENCE : 0.207		
LAP	SECTOR 1	SECTOR 2	LAP TIME	MPH	DIFF	TIME OF DAY
1 -	1:11.111	50.235	2:01.346	64.67	2.420	11:16:28.230
2 -	1:10.941	49.255	2:00.196 (3)	65.29	1.270	11:18:28.426
3 -	1:12.170	50.177	2:02.347	64.14	3.421	11:20:30.773
4 -	1:09.800	49.126	1:58.926 (1)	65.99		11:22:29.699
5 -	1:10.871	48.919	1:59.790 (2)	65.51	0.864	11:24:29.489

P21 17 GPF David PATERSON		Aprilia RS250 - The love of a good woman				
IDEAL LAP TIME : 2:01.982		BEST LAP TIME : 2:02.017		DIFFERENCE : 0.035		
LAP	SECTOR 1	SECTOR 2	LAP TIME	MPH	DIFF	TIME OF DAY
1 -	1:14.501	54.512	2:09.013	60.83	6.996	11:16:45.875
2 -	1:14.968	53.899	2:08.867	60.90	6.850	11:18:54.742
3 -	1:10.998	51.710	2:02.708 (3)	63.95	0.691	11:20:57.450
4 -	1:10.947	51.070	2:02.017 (1)	64.31		11:22:59.467
5 -	1:10.912	51.509	2:02.421 (2)	64.10	0.404	11:25:01.888

P22 56 MZ Russell TURNER		MZ ETZ250 - TT Racing				
IDEAL LAP TIME : 2:02.296		BEST LAP TIME : 2:02.929		DIFFERENCE : 0.633		
LAP	SECTOR 1	SECTOR 2	LAP TIME	MPH	DIFF	TIME OF DAY
1 -	1:14.987	53.008	2:07.995	61.31	5.066	11:16:48.696
2 -	1:13.395	52.697	2:06.092 (3)	62.24	3.163	11:18:54.788
3 -	1:13.899	52.393	2:06.292	62.14	3.363	11:21:01.080
4 -	1:13.247	50.595	2:03.842 (2)	63.37	0.913	11:23:04.922
5 -	1:11.701	51.228	2:02.929 (1)	63.84		11:25:07.851

P23 566 MZ Michael WILBY		MZ ETZ 250 - Sziler UK				
IDEAL LAP TIME : 2:04.390		BEST LAP TIME : 2:04.403		DIFFERENCE : 0.013		
LAP	SECTOR 1	SECTOR 2	LAP TIME	MPH	DIFF	TIME OF DAY
1 -	1:14.084	52.533	2:06.617	61.98	2.214	11:16:48.994
2 -	1:13.578	52.094	2:05.672	62.44	1.269	11:18:54.666
3 -	1:13.393	51.486	2:04.879 (3)	62.84	0.476	11:20:59.545
4 -	1:13.379	51.024	2:04.403 (1)	63.08		11:23:03.948
5 -	1:13.395	51.011	2:04.406 (2)	63.08	0.003	11:25:08.354

P24 102 MZ R Caleb WRIGHT		MZ 250 ETZ - Clover Investments				
IDEAL LAP TIME : 2:13.736		BEST LAP TIME : 2:14.080		DIFFERENCE : 0.344		
LAP	SECTOR 1	SECTOR 2	LAP TIME	MPH	DIFF	TIME OF DAY
1 -	1:22.674	56.129	2:18.803	56.54	4.723	11:17:04.902
2 -	1:20.150	54.939	2:15.089 (3)	58.09	1.009	11:19:19.991
3 -	1:19.602	54.478	2:14.080 (1)	58.53		11:21:34.071
4 -	1:19.258	55.584	2:14.842 (2)	58.20	0.762	11:23:48.913

BMCRC - MRO Championships 2023 - Rnd 5 @ Cadwell Park

Illuminate Design 250MZs & Blue Haze GPF 2-Stroke

QUALIFYING - BEST SECTORS

SECTOR 1				SECTOR 2				IDEAL / BEST COMPARISON				
POS	NO	NAME	TIME	NO	NAME	TIME	POS	NO	NAME	IDEAL	BEST	DIFF
									PERFECT LAP	1:44.491		
1	1	ABRAHAM	1:00.721	1	ABRAHAM	43.770	1	1	ABRAHAM	1:44.491	1:44.491	0.000
2	28	McCARTER	1:01.123	18	BALL	43.895	2	28	McCARTER	1:45.068	1:45.682	0.614
3	22	BALLERINI	1:01.597	28	McCARTER	43.945	3	18	BALL	1:45.735	1:45.960	0.225
4	18	BALL	1:01.840	22	BALLERINI	44.469	4	22	BALLERINI	1:46.066	1:46.066	0.000
5	27	HAYWARD	1:03.313	27	HAYWARD	44.930	5	27	HAYWARD	1:48.243	1:48.243	0.000
6	162	COOPER	1:04.379	162	COOPER	45.838	6	162	COOPER	1:50.217	1:50.358	0.141
7	26	LEE	1:04.432	565	KERSHAW	45.892	7	26	LEE	1:50.529	1:50.890	0.361
8	110	HAIGH	1:04.643	26	LEE	46.097	8	85	WALES	1:50.888	1:50.888	0.000
9	85	WALES	1:04.769	85	WALES	46.119	9	110	HAIGH	1:51.064	1:51.064	0.000
10	60	GOUGH	1:05.072	69	MANN	46.203	10	69	MANN	1:51.293	1:51.293	0.000
11	69	MANN	1:05.090	110	HAIGH	46.421	11	565	KERSHAW	1:51.711	1:51.711	0.000
12	565	KERSHAW	1:05.819	96	KENT	46.683	12	60	GOUGH	1:51.933	1:52.034	0.101
13	75	WOODALL	1:06.102	60	GOUGH	46.861	13	75	WOODALL	1:53.014	1:53.181	0.167
14	96	KENT	1:06.517	75	WOODALL	46.912	14	96	KENT	1:53.200	1:53.726	0.526
15	95	ROGERS	1:06.937	13	RYAN	48.187	15	95	ROGERS	1:55.661	1:55.856	0.195
16	13	RYAN	1:07.809	7	ASHMEAD	48.352	16	13	RYAN	1:55.996	1:56.455	0.459
17	94	LAMACRAFT	1:08.905	11	CRIPPS	48.416	17	7	ASHMEAD	1:57.621	1:57.666	0.045
18	7	ASHMEAD	1:09.269	95	ROGERS	48.724	18	94	LAMACRAFT	1:57.741	1:57.808	0.067
19	8	ASKEW	1:09.800	94	LAMACRAFT	48.836	19	11	CRIPPS	1:58.501	1:58.680	0.179
20	11	CRIPPS	1:10.085	8	ASKEW	48.919	20	8	ASKEW	1:58.719	1:58.926	0.207
21	17	PATERSON	1:10.912	56	TURNER	50.595	21	17	PATERSON	2:01.982	2:02.017	0.035
22	56	TURNER	1:11.701	566	WILBY	51.011	22	56	TURNER	2:02.296	2:02.929	0.633
23	566	WILBY	1:13.379	17	PATERSON	51.070	23	566	WILBY	2:04.390	2:04.403	0.013
24	102	WRIGHT	1:19.258	102	WRIGHT	54.478	24	102	WRIGHT	2:13.736	2:14.080	0.344

BMCRC - MRO Championships 2023 - Rnd 5 @ Cadwell Park

Illuminate Design 250MZs & Blue Haze GPF 2-Stroke

QUALIFYING - STATISTICS

Competitors Started	24
Planned Start	2023-07-01 @ 11:00:00.000
Actual Start	2023-07-01 @ 11:13:53.372
Finish Time	2023-07-01 @ 11:23:53.184
Track Length	2.1800mi.
Total Laps	120
Total Distance Covered	261.6022mi.

Session Fastest Lap History

NO	CL	NAME	LAP TIME	TIME OF DAY	LAP	VEHICLE
18	GPF	David BALL	1:51.664	11:16:20.195	1	Yamaha TZR250F3
18	GPF	David BALL	1:48.957	11:18:09.153	2	Yamaha TZR250F3
28	GPF	Liam McCARTER	1:46.574	11:18:12.070	2	Yamaha TZR
28	GPF	Liam McCARTER	1:45.682	11:19:57.748	3	Yamaha TZR
1	GPF	David ABRAHAM	1:45.029	11:21:50.739	4	Suzuki RG570
1	GPF	David ABRAHAM	1:44.491	11:25:21.168	6	Suzuki RG570

Flag History

TYPE	TIME OF DAY
GREEN	11:13:53.372
FINISH	11:23:53.184

Flag Statistics

TYPE	COUNT	TOTAL LAPS	TOTAL TIME
Green	1	6	12:07.336
Red	0	0	0.000
Safety Car	0	0	0.000
FCY	0	0	0.000

BMCRC - MRO Championships 2023 - Rnd 5 @ Cadwell Park

Illuminate Design 250MZs & Blue Haze GPF 2-Stroke

QUALIFYING - STATISTICS

CLASS : GPF

10 Starters

Fastest Lap History

NO	NAME	LAP TIME	TIME OF DAY	LAP	VEHICLE
18	David BALL	1:51.664	11:16:20.195	1	Yamaha TZR250F3
18	David BALL	1:48.957	11:18:09.153	2	Yamaha TZR250F3
28	Liam McCARTER	1:46.574	11:18:12.070	2	Yamaha TZR
28	Liam McCARTER	1:45.682	11:19:57.748	3	Yamaha TZR
1	David ABRAHAM	1:45.029	11:21:50.739	4	Suzuki RG570
1	David ABRAHAM	1:44.491	11:25:21.168	6	Suzuki RG570

BMCRC - MRO Championships 2023 - Rnd 5 @ Cadwell Park

Illuminate Design 250MZs & Blue Haze GPF 2-Stroke

QUALIFYING - STATISTICS

CLASS : MZ

11 Starters

Fastest Lap History

NO	NAME	LAP TIME	TIME OF DAY	LAP	VEHICLE
96	Chris KENT	1:55.849	11:16:21.897	1	MZ ETZ 250
85	Andrew WALES	1:55.142	11:16:25.541	1	MZ ETZ 250
96	Chris KENT	1:53.726	11:18:15.586	2	MZ ETZ 250
565	Louis KERSHAW	1:51.962	11:18:37.335	2	MZ ETZ250
85	Andrew WALES	1:51.742	11:20:13.273	3	MZ ETZ 250
85	Andrew WALES	1:50.888	11:22:04.161	4	MZ ETZ 250

BMCRC - MRO Championships 2023 - Rnd 5 @ Cadwell Park

Illuminate Design 250MZs & Blue Haze GPF 2-Stroke

QUALIFYING - STATISTICS

CLASS : MZ R

3 Starters

Fastest Lap History

NO	NAME	LAP TIME	TIME OF DAY	LAP	VEHICLE
94	Harry LAMACRAFT	2:01.282	11:16:30.449	1	MZ ETZ250
94	Harry LAMACRAFT	1:59.995	11:18:30.444	2	MZ ETZ250
11	Carl CRIPPS	1:59.228	11:18:44.703	2	MZ ETZ250
94	Harry LAMACRAFT	1:57.808	11:22:27.873	4	MZ ETZ250

BMCRC - MRO Championships 2023 - Rnd 5 @ Cadwell Park

Illuminate Design 250MZs & Blue Haze GPF 2-Stroke

RACE 10 - GRID (6 Laps)

ROW 10	28	566	Michael WILBY	2:04.403	29	102	Caleb WRIGHT	2:14.080	30			
ROW 9	25	11	Carl CRIPPS	1:58.680	26	8	Rich ASKEW	1:58.926	27	56	Russell TURNER	2:02.929
ROW 8	22	13	Gordon RYAN	1:56.455	23	7	John ASHMEAD	1:57.666	24	94	Harry LAMACRAFT	1:57.808
ROW 7	19	75	Pete WOODALL	1:53.181	20	96	Chris KENT	1:53.726	21	95	Christopher ROGERS	1:55.856
ROW 6	16	85	Andrew WALES	1:50.888	17	69	Alexander MANN	1:51.293	18	565	Louis KERSHAW	1:51.711
ROW 5	13				14				15			
ROW 4	10	17	David PATERSON	2:02.017	11	73	Colvin TURNER		12			
ROW 3	7	26	Damian LEE	1:50.890	8	110	Mark HAIGH	1:51.064	9	60	Danny GOUGH	1:52.034
ROW 2	4	22	Rik BALLERINI	1:46.066	5	27	Richard HAYWARD	1:48.243	6	162	Darren COOPER	1:50.358
ROW 1	1	1	David ABRAHAM	1:44.491	2	28	Liam McCARTER	1:45.682	3	18	David BALL	1:45.960
			Pole									

Cadwell Park: 2.1800 miles

These results are provisional until the conclusion of any judicial and technical matters.

Clerk Of Course :	Stewards :	Timekeeper : <i>Craig Smith</i>
-------------------	------------	------------------------------------

Results can be found at www.tsl-timing.com

Printed - 11:27 Saturday, 01 July 2023



BMCRC - MRO Championships 2023 - Rnd 5 @ Cadwell Park

Illuminate Design 250MZs & Blue Haze GPF 2-Strokes

RACE 10 - CLASSIFICATION

POS	NO	CL	PIC NAME	ENTRY	LAPS	TIME	GAP	DIFF	MPH	BEST	ON
1	28	GPF	1 Liam McCARTER	Yamaha TZR - Katie McCarter	6	10:31.170			74.60	1:43.758	3
2	18	GPF	2 David BALL	Yamaha TZR250F3 - Gardiner Page and Roe pensic	6	10:37.220	6.050	6.050	73.89	1:44.565	6
3	22	GPF	3 Rik BALLERINI	Yamaha TZ 250 - SCLS LTD, CAMBRIDGE MC, GE	6	10:38.102	6.932	0.882	73.79	1:44.848	2
4	27	GPF	4 Richard HAYWARD	Yamaha TZR - GForce/Hayward R Ltd/SnapOn	6	10:50.350	19.180	12.248	72.40	1:45.279	2
5	162	GPF	5 Darren COOPER	Yamaha TZR250 - Twistgrip Motorcycles	6	11:13.096	41.926	22.746	69.95	1:48.992	2
6	26	GPF	6 Damian LEE	Yamaha TZR250 - Leed Autos	6	11:18.168	46.998	5.072	69.43	1:50.772	4
7	69	MZ	1 Alexander MANN	MZ TS 250 - HS RACING	6	11:49.244	1:18.074	31.076	66.39	1:50.925	5
8	85	MZ	2 Andrew WALES	MZ ETZ 250 - Illuminate Design LTD	6	11:49.306	1:18.136	0.062	66.38	1:50.675	3
9	96	MZ	3 Chris KENT	MZ ETZ 250 -	6	11:53.172	1:22.002	3.866	66.02	1:51.343	2
10	17	GPF	7 David PATERSON	Aprilia RS250 - The love of a good woman	6	12:04.850	1:33.680	11.678	64.96	1:57.915	6
11	73	GPF	8 Colvin TURNER	Yamaha TZR250 -	6	12:06.353	1:35.183	1.503	64.82	1:59.404	3
12	95	MZ	4 Christopher ROGERS	MZ ETZ 250 - CB Racing	6	12:18.427	1:47.257	12.074	63.76	1:55.452	4
13	75	MZ	5 Pete WOODALL	MZ ETZ250 - Online Lubricants	6	12:18.955	1:47.785	0.528	63.72	1:55.790	2
14	8	MZ	6 Rich ASKEW	MZ ETZ - L+R construction	6	12:29.803	1:58.633	10.848	62.80	1:57.778	4
15	94	MZ R	1 Harry LAMACRAFT	MZ ETZ250 - Illuminate Design	6	12:30.094	1:58.924	0.291	62.77	1:56.975	2
16	7	MZ	7 John ASHMEAD	MZ ETZ250 -	5	10:36.820	1 Lap	1 Lap	61.61	1:58.431	2
17	11	MZ R	2 Carl CRIPPS	MZ ETZ250 - MIS UK LTD	5	10:42.419	1 Lap	5.599	61.08	1:59.238	2
18	56	MZ	8 Russell TURNER	MZ ETZ250 - TT Racing	5	11:04.706	1 Lap	22.287	59.03	2:04.481	4
19	566	MZ	9 Michael WILBY	MZ ETZ 250 - Sziler UK	5	11:05.331	1 Lap	0.625	58.97	2:03.474	5
20	102	MZ R	3 Caleb WRIGHT	MZ 250 ETZ - Clover Investments	5	11:59.140	1 Lap	53.809	54.56	2:14.651	4

NOT CLASSIFIED

DNF	565	MZ	Louis KERSHAW	MZ ETZ250 - Team Lucky Streetsy/Walkers Camper	4	8:10.010	2 Laps	1 Lap	64.06	1:52.795	3
DNF	13	MZ	Gordon RYAN	MZ ETZ250 - Prism Work Psychology	3	6:30.177	3 Laps	1 Lap	60.34	1:57.073	2
DNF	1	GPF	David ABRAHAM	Suzuki RG570 - Cambridge Motorcycles	2	3:36.211	4 Laps	1 Lap	72.59	1:43.519	2

FASTEST LAP

1	GPF	David ABRAHAM	Suzuki RG570 - Cambridge Motorcycles	2	1:43.519	75.81 mph	122.00 kph
85	MZ	Andrew WALES	MZ ETZ 250 - Illuminate Design LTD	3	1:50.675	70.91 mph	114.12 kph
94	MZ R	Harry LAMACRAFT	MZ ETZ250 - Illuminate Design	2	1:56.975	67.09 mph	107.97 kph

Class GPF - 92.5% of Race Speed = 69.00 mph

Class MZ - 92.5% of Race Speed = 61.41 mph

Class MZ R - 92.5% of Race Speed = 58.06 mph

Weather / Track : Cloudy / Dry

These results are provisional until the conclusion of any judicial and technical matters.

Race Distance: 6 Laps / 13.08 miles

Cadwell Park: 2.1800 miles

Date: 01/07/2023 Start: 14:55 Finish: 15:06

Clerk Of Course :	Stewards :	Timekeeper : <i>Craig Smith</i>
-------------------	------------	------------------------------------

Results can be found at www.tsl-timing.com

Printed - 15:08 Saturday, 01 July 2023



BMCRC - MRO Championships 2023 - Rnd 5 @ Cadwell Park

Illuminate Design 250MZs & Blue Haze GPF 2-Strokes

RACE 10 - LAP CHART

LAP 1 @ 14:57:30.861

NO	BEHIND	LAP TIME
28		1:48.465
22	2.349	1:50.814
18	2.647	1:51.112
27	4.192	1:52.657
1	4.227	1:52.692
162	6.353	1:54.818
26	11.255	1:59.720
73	15.335	2:03.800
17	15.770	2:04.235
69	41.582	2:30.047
85	41.987	2:30.452
565	42.519	2:30.984
96	42.750	2:31.215
75	43.902	2:32.367
95	46.128	2:34.593
94	46.566	2:35.031
13	47.150	2:35.615
7	47.921	2:36.386
8	49.351	2:37.816
11	50.514	2:38.979
566	55.809	2:44.274
56	57.578	2:46.043
102	1:08.279	2:56.744

LAP 2 @ 14:59:14.916

NO	BEHIND	LAP TIME
28		1:44.055
22	3.142	1:44.848
18	3.606	1:45.014
1	3.691	1:43.519
27	5.416	1:45.279
162	11.290	1:48.992
26	18.317	1:51.117
17	31.775	2:00.060
73	32.221	2:00.941
69	49.636	1:52.109
85	49.707	1:51.775
96	50.038	1:51.343
565	51.562	1:53.098
75	55.637	1:55.790
95	57.710	1:55.637
94	59.486	1:56.975
13	1:00.168	1:57.073
7	1:02.297	1:58.431
8	1:03.498	1:58.202
11	1:05.697	1:59.238
566	1:17.219	2:05.465
56	1:18.097	2:04.574
102	1:39.580	2:15.356

LAP 3 @ 15:00:58.674

NO	BEHIND	LAP TIME
28		1:43.758
22	4.441	1:45.057
18	4.720	1:44.872
27	8.696	1:47.038
162	19.228	1:51.696
26	26.633	1:52.074
73	47.867	1:59.404
17	49.416	2:01.399
85	56.624	1:50.675
69	57.045	1:51.167

96	57.839	1:51.559
565	1:00.599	1:52.795
95	1:09.558	1:55.606
75	1:09.963	1:58.084
13	1:13.899	1:57.489
94	1:14.645	1:58.917
7	1:18.639	2:00.100
8	1:18.768	1:59.028
11	1:22.923	2:00.984
566	1:39.064	2:05.603
56	1:39.411	2:05.072

LAP 4 @ 15:02:43.856

NO	BEHIND	LAP TIME
28		1:45.182
22	4.492	1:45.233
18	4.750	1:45.212
27	10.011	1:46.497
162	26.423	1:52.377
102	1 Lap	2:16.381
26	32.223	1:50.772
73	1:03.216	2:00.531
85	1:03.878	1:52.436
69	1:04.586	1:52.723
96	1:04.668	1:52.011
17	1:04.982	2:00.748
565	1:08.550	1:53.133
95	1:19.828	1:55.452
75	1:21.589	1:56.808
94	1:28.655	1:59.192
8	1:31.364	1:57.778
7	1:34.931	2:01.474
11	1:38.898	2:01.157

LAP 5 @ 15:04:28.198

NO	BEHIND	LAP TIME
28		1:44.342
22	6.756	1:46.606
18	6.853	1:46.445
27	13.629	1:47.960
56	1 Lap	2:04.481
566	1 Lap	2:06.515
162	34.415	1:52.334
26	40.408	1:52.527
102	1 Lap	2:14.651
85	1:11.133	1:51.597
69	1:11.169	1:50.925
96	1:13.582	1:53.256
73	1:19.734	2:00.860
17	1:21.133	2:00.493
95	1:32.819	1:57.333
75	1:34.921	1:57.674
94	1:44.379	2:00.066
8	1:44.971	1:57.949

LAP 6 @ 15:06:13.566

NO	BEHIND	LAP TIME
28		1:45.368
7	1 Lap	2:00.429
18	6.050	1:44.565
22	6.932	1:45.544
11	1 Lap	2:02.061
27	19.180	1:50.919
56	1 Lap	2:04.536

566	1 Lap	2:03.474
162	41.926	1:52.879
26	46.998	1:51.958
69	1:18.074	1:52.273
85	1:18.136	1:52.371
96	1:22.002	1:53.788
102	1 Lap	2:16.008
17	1:33.680	1:57.915
73	1:35.183	2:00.817
95	1:47.257	1:59.806
75	1:47.785	1:58.232
8	1:58.633	1:59.030
94	1:58.924	1:59.913

BMCRC - MRO Championships 2023 - Rnd 5 @ Cadwell Park

Illuminate Design 250MZs & Blue Haze GPF 2-Strokes

RACE 10 - POSITION CHART

No	Name	Lap Pos	Lap					
			1	2	3	4	5	6
1	ABRAHAM	1	28	28	28	28	28	28
28	McCARTER	2	22	22	22	22	22	18
18	BALL	3	18	18	18	18	18	22
22	BALLERINI	4	27	1	27	27	27	27
27	HAYWARD	5	1	27	162	162	162	162
162	COOPER	6	162	162	26	26	26	26
26	LEE	7	26	26	73	73	85	69
17	PATERSON	8	73	17	17	85	69	85
73	TURNER	9	17	73	85	69	96	96
85	WALES	10	69	69	69	96	73	17
69	MANN	11	85	85	96	17	17	73
565	KERSHAW	12	565	96	565	565	95	95
75	WOODALL	13	96	565	95	95	75	75
96	KENT	14	75	75	75	75	94	8
95	ROGERS	15	95	95	13	94	8	94
13	RYAN	16	94	94	94	8	7	
7	ASHMEAD	17	13	13	7	7	11	
94	LAMACRAFT	18	7	7	8	11	56	
11	CRIPPS	19	8	8	11	56	566	
8	ASKEW	20	11	11	566	566	102	
56	TURNER	21	566	566	56	102		
566	WILBY	22	56	56	102			
102	WRIGHT	23	102	102				

BMCRC - MRO Championships 2023 - Rnd 5 @ Cadwell Park

Illuminate Design 250MZs & Blue Haze GPF 2-Strokes

RACE 10 - SECTOR ANALYSIS



SECTOR 1 = FL to I1, SECTOR 2 = I1 to FL, DIFF = Difference To Personal Best Lap, P = Crossed Finish Line in Pit Lane, D = Time Disallowed

P1 28 GPF		Liam McCARTER		Yamaha TZR - Katie McCarter		
IDEAL LAP TIME : 1:43.526		BEST LAP TIME : 1:43.758		DIFFERENCE : 0.232		
LAP	SECTOR 1	SECTOR 2	LAP TIME	MPH	DIFF	TIME OF DAY
1 -		43.038	1:48.465	72.35	4.707	14:57:30.861
2 -	1:00.729	43.326	1:44.055 (2)	75.42	0.297	14:59:14.916
3 -	1:00.961	42.797	1:43.758 (1)	75.63		15:00:58.674
4 -	1:02.117	43.065	1:45.182	74.61	1.424	15:02:43.856
5 -	1:01.247	43.095	1:44.342 (3)	75.21	0.584	15:04:28.198
6 -	1:01.769	43.599	1:45.368	74.48	1.610	15:06:13.566

P2 18 GPF		David BALL		Yamaha TZR250F3 - Gardiner Page and Roe pension consultan		
IDEAL LAP TIME : 1:44.051		BEST LAP TIME : 1:44.565		DIFFERENCE : 0.514		
LAP	SECTOR 1	SECTOR 2	LAP TIME	MPH	DIFF	TIME OF DAY
1 -		43.825	1:51.112	70.63	6.547	14:57:33.508
2 -	1:01.189	43.825	1:45.014 (3)	74.73	0.449	14:59:18.522
3 -	1:01.500	43.372	1:44.872 (2)	74.83	0.307	15:01:03.394
4 -	1:01.713	43.499	1:45.212	74.59	0.647	15:02:48.606
5 -	1:02.360	44.085	1:46.445	73.72	1.880	15:04:35.051
6 -	1:00.679	43.886	1:44.565 (1)	75.05		15:06:19.616

P3 22 GPF		Rik BALLERINI		Yamaha TZ 250 - SCLS LTD, CAMBRIDGE MC, GECKO RACING		
IDEAL LAP TIME : 1:44.800		BEST LAP TIME : 1:44.848		DIFFERENCE : 0.048		
LAP	SECTOR 1	SECTOR 2	LAP TIME	MPH	DIFF	TIME OF DAY
1 -		43.601	1:50.814	70.82	5.966	14:57:33.210
2 -	1:01.225	43.623	1:44.848 (1)	74.85		14:59:18.058
3 -	1:01.199	43.858	1:45.057 (2)	74.70	0.209	15:01:03.115
4 -	1:01.269	43.964	1:45.233 (3)	74.57	0.385	15:02:48.348
5 -	1:02.388	44.218	1:46.606	73.61	1.758	15:04:34.954
6 -	1:01.471	44.073	1:45.544	74.35	0.696	15:06:20.498

P4 27 GPF		Richard HAYWARD		Yamaha TZR - GForce/Hayward R Ltd/SnapOn		
IDEAL LAP TIME : 1:45.279		BEST LAP TIME : 1:45.279		DIFFERENCE : 0.000		
LAP	SECTOR 1	SECTOR 2	LAP TIME	MPH	DIFF	TIME OF DAY
1 -		44.837	1:52.657	69.66	7.378	14:57:35.053
2 -	1:01.900	43.379	1:45.279 (1)	74.54		14:59:20.332
3 -	1:02.884	44.154	1:47.038 (3)	73.32	1.759	15:01:07.370
4 -	1:02.717	43.780	1:46.497 (2)	73.69	1.218	15:02:53.867
5 -	1:02.520	45.440	1:47.960	72.69	2.681	15:04:41.827
6 -	1:03.375	47.544	1:50.919	70.75	5.640	15:06:32.746

P5 162 GPF		Darren COOPER		Yamaha TZR250 - Twistgrip Motorcycles		
IDEAL LAP TIME : 1:48.504		BEST LAP TIME : 1:48.992		DIFFERENCE : 0.488		
LAP	SECTOR 1	SECTOR 2	LAP TIME	MPH	DIFF	TIME OF DAY
1 -		45.314	1:54.818	68.35	5.826	14:57:37.214
2 -	1:03.190	45.802	1:48.992 (1)	72.00		14:59:26.206
3 -	1:04.770	46.926	1:51.696 (2)	70.26	2.704	15:01:17.902
4 -	1:05.429	46.948	1:52.377	69.83	3.385	15:03:10.279
5 -	1:05.364	46.970	1:52.334 (3)	69.86	3.342	15:05:02.613
6 -	1:05.521	47.358	1:52.879	69.52	3.887	15:06:55.492

P6 26 GPF		Damian LEE		Yamaha TZR250 - Leed Autos		
IDEAL LAP TIME : 1:50.212		BEST LAP TIME : 1:50.772		DIFFERENCE : 0.560		
LAP	SECTOR 1	SECTOR 2	LAP TIME	MPH	DIFF	TIME OF DAY
1 -		46.303	1:59.720	65.55	8.948	14:57:42.116
2 -	1:05.315	45.802	1:51.117 (2)	70.62	0.345	14:59:33.233
3 -	1:05.115	46.959	1:52.074	70.02	1.302	15:01:25.307
4 -	1:04.726	46.046	1:50.772 (1)	70.84		15:03:16.079
5 -	1:04.410	48.117	1:52.527	69.74	1.755	15:05:08.606
6 -	1:05.016	46.942	1:51.958 (3)	70.09	1.186	15:07:00.564

BMCRC - MRO Championships 2023 - Rnd 5 @ Cadwell Park

Illuminate Design 250MZs & Blue Haze GPF 2-Strokes

RACE 10 - SECTOR ANALYSIS



SECTOR 1 = FL to I1, SECTOR 2 = I1 to FL, DIFF = Difference To Personal Best Lap, P = Crossed Finish Line in Pit Lane, D = Time Disallowed

P7 69 MZ Alexander MANN		MZ TS 250 - HS RACING				
IDEAL LAP TIME : 1:50.925		BEST LAP TIME : 1:50.925		DIFFERENCE : 0.000		
LAP	SECTOR 1	SECTOR 2	LAP TIME	MPH	DIFF	TIME OF DAY
1 -		46.173	2:30.047	52.30	39.122	14:58:12.443
2 -	1:05.607	46.502	1:52.109 (3)	70.00	1.184	15:00:04.552
3 -	1:05.553	45.614	1:51.167 (2)	70.59	0.242	15:01:55.719
4 -	1:05.725	46.998	1:52.723	69.62	1.798	15:03:48.442
5 -	1:05.452	45.473	1:50.925 (1)	70.75		15:05:39.367
6 -	1:06.465	45.808	1:52.273	69.90	1.348	15:07:31.640

P8 85 MZ Andrew WALES		MZ ETZ 250 - Illuminated Design LTD				
IDEAL LAP TIME : 1:50.675		BEST LAP TIME : 1:50.675		DIFFERENCE : 0.000		
LAP	SECTOR 1	SECTOR 2	LAP TIME	MPH	DIFF	TIME OF DAY
1 -		46.410	2:30.452	52.16	39.777	14:58:12.848
2 -	1:05.541	46.234	1:51.775 (3)	70.21	1.100	15:00:04.623
3 -	1:05.165	45.510	1:50.675 (1)	70.91		15:01:55.298
4 -	1:05.679	46.757	1:52.436	69.80	1.761	15:03:47.734
5 -	1:05.672	45.925	1:51.597 (2)	70.32	0.922	15:05:39.331
6 -	1:06.378	45.993	1:52.371	69.84	1.696	15:07:31.702

P9 96 MZ Chris KENT		MZ ETZ 250 -				
IDEAL LAP TIME : 1:50.927		BEST LAP TIME : 1:51.343		DIFFERENCE : 0.416		
LAP	SECTOR 1	SECTOR 2	LAP TIME	MPH	DIFF	TIME OF DAY
1 -		45.851	2:31.215	51.89	39.872	14:58:13.611
2 -	1:05.367	45.976	1:51.343 (1)	70.48		15:00:04.954
3 -	1:05.999	45.560	1:51.559 (2)	70.34	0.216	15:01:56.513
4 -	1:05.633	46.378	1:52.011 (3)	70.06	0.668	15:03:48.524
5 -	1:07.250	46.006	1:53.256	69.29	1.913	15:05:41.780
6 -	1:06.470	47.318	1:53.788	68.97	2.445	15:07:35.568

P10 17 GPF David PATERSON		Aprilia RS250 - The love of a good woman				
IDEAL LAP TIME : 1:57.915		BEST LAP TIME : 1:57.915		DIFFERENCE : 0.000		
LAP	SECTOR 1	SECTOR 2	LAP TIME	MPH	DIFF	TIME OF DAY
1 -		49.415	2:04.235	63.17	6.320	14:57:46.631
2 -	1:10.417	49.643	2:00.060 (2)	65.36	2.145	14:59:46.691
3 -	1:10.085	51.314	2:01.399	64.64	3.484	15:01:48.090
4 -	1:10.179	50.569	2:00.748	64.99	2.833	15:03:48.838
5 -	1:10.497	49.996	2:00.493 (3)	65.13	2.578	15:05:49.331
6 -	1:08.680	49.235	1:57.915 (1)	66.55		15:07:47.246

P11 73 GPF Colvin TURNER		Yamaha TZR250 -				
IDEAL LAP TIME : 1:59.394		BEST LAP TIME : 1:59.404		DIFFERENCE : 0.010		
LAP	SECTOR 1	SECTOR 2	LAP TIME	MPH	DIFF	TIME OF DAY
1 -		50.677	2:03.800	63.39	4.396	14:57:46.196
2 -	1:11.211	49.730	2:00.941	64.89	1.537	14:59:47.137
3 -	1:09.998	49.406	1:59.404 (1)	65.72		15:01:46.541
4 -	1:11.135	49.396	2:00.531 (2)	65.11	1.127	15:03:47.072
5 -	1:10.289	50.571	2:00.860	64.93	1.456	15:05:47.932
6 -	1:10.609	50.208	2:00.817 (3)	64.95	1.413	15:07:48.749

P12 95 MZ Christopher ROGERS		MZ ETZ 250 - CB Racing				
IDEAL LAP TIME : 1:55.038		BEST LAP TIME : 1:55.452		DIFFERENCE : 0.414		
LAP	SECTOR 1	SECTOR 2	LAP TIME	MPH	DIFF	TIME OF DAY
1 -		48.700	2:34.593	50.76	39.141	14:58:16.989
2 -	1:07.331	48.306	1:55.637 (3)	67.86	0.185	15:00:12.626
3 -	1:06.971	48.635	1:55.606 (2)	67.88	0.154	15:02:08.232
4 -	1:07.385	48.067	1:55.452 (1)	67.97		15:04:03.684
5 -	1:08.265	49.068	1:57.333	66.88	1.881	15:06:01.017
6 -	1:07.699	52.107	1:59.806	65.50	4.354	15:08:00.823

BMCRC - MRO Championships 2023 - Rnd 5 @ Cadwell Park

Illuminate Design 250MZs & Blue Haze GPF 2-Stroke

RACE 10 - SECTOR ANALYSIS



SECTOR 1 = FL to I1, SECTOR 2 = I1 to FL, DIFF = Difference To Personal Best Lap, P = Crossed Finish Line in Pit Lane, D = Time Disallowed

P13 75 MZ		Pete WOODALL		MZ ETZ250 - Online Lubricants		
IDEAL LAP TIME : 1:55.072		BEST LAP TIME : 1:55.790		DIFFERENCE : 0.718		
LAP	SECTOR 1	SECTOR 2	LAP TIME	MPH	DIFF	TIME OF DAY
1 -		46.899	2:32.367	51.50	36.577	14:58:14.763
2 -	1:08.173	47.617	1:55.790 (1)	67.77		15:00:10.553
3 -	1:09.813	48.271	1:58.084	66.46	2.294	15:02:08.637
4 -	1:08.754	48.054	1:56.808 (2)	67.18	1.018	15:04:05.445
5 -	1:09.229	48.445	1:57.674 (3)	66.69	1.884	15:06:03.119
6 -	1:10.216	48.016	1:58.232	66.37	2.442	15:08:01.351

P14 8 MZ		Rich ASKEW		MZ ETZ - L+R construction		
IDEAL LAP TIME : 1:57.597		BEST LAP TIME : 1:57.778		DIFFERENCE : 0.181		
LAP	SECTOR 1	SECTOR 2	LAP TIME	MPH	DIFF	TIME OF DAY
1 -		48.176	2:37.816	49.72	40.038	14:58:20.212
2 -	1:10.418	47.784	1:58.202 (3)	66.39	0.424	15:00:18.414
3 -	1:10.341	48.687	1:59.028	65.93	1.250	15:02:17.442
4 -	1:10.020	47.758	1:57.778 (1)	66.63		15:04:15.220
5 -	1:10.372	47.577	1:57.949 (2)	66.53	0.171	15:06:13.169
6 -	1:10.543	48.487	1:59.030	65.93	1.252	15:08:12.199

P15 94 MZ R		Harry LAMACRAFT		MZ ETZ250 - Illuminate Design		
IDEAL LAP TIME : 1:56.573		BEST LAP TIME : 1:56.975		DIFFERENCE : 0.402		
LAP	SECTOR 1	SECTOR 2	LAP TIME	MPH	DIFF	TIME OF DAY
1 -		48.071	2:35.031	50.62	38.056	14:58:17.427
2 -	1:08.502	48.473	1:56.975 (1)	67.09		15:00:14.402
3 -	1:09.862	49.055	1:58.917 (2)	65.99	1.942	15:02:13.319
4 -	1:09.851	49.341	1:59.192 (3)	65.84	2.217	15:04:12.511
5 -	1:10.735	49.331	2:00.066	65.36	3.091	15:06:12.577
6 -	1:10.540	49.373	1:59.913	65.44	2.938	15:08:12.490

P16 7 MZ		John ASHMEAD		MZ ETZ250 -		
IDEAL LAP TIME : 1:57.822		BEST LAP TIME : 1:58.431		DIFFERENCE : 0.609		
LAP	SECTOR 1	SECTOR 2	LAP TIME	MPH	DIFF	TIME OF DAY
1 -		48.074	2:36.386	50.18	37.955	14:58:18.782
2 -	1:09.748	48.683	1:58.431 (1)	66.26		15:00:17.213
3 -	1:11.224	48.876	2:00.100 (2)	65.34	1.669	15:02:17.313
4 -	1:10.913	50.561	2:01.474	64.60	3.043	15:04:18.787
5 -	1:11.262	49.167	2:00.429 (3)	65.16	1.998	15:06:19.216

P17 11 MZ R		Carl CRIPPS		MZ ETZ250 - MIS UK LTD		
IDEAL LAP TIME : 1:59.238		BEST LAP TIME : 1:59.238		DIFFERENCE : 0.000		
LAP	SECTOR 1	SECTOR 2	LAP TIME	MPH	DIFF	TIME OF DAY
1 -		49.011	2:38.979	49.36	39.741	14:58:21.375
2 -	1:10.319	48.919	1:59.238 (1)	65.81		15:00:20.613
3 -	1:11.574	49.410	2:00.984 (2)	64.86	1.746	15:02:21.597
4 -	1:11.484	49.673	2:01.157 (3)	64.77	1.919	15:04:22.754
5 -	1:11.898	50.163	2:02.061	64.29	2.823	15:06:24.815

P18 56 MZ		Russell TURNER		MZ ETZ250 - TT Racing		
IDEAL LAP TIME : 2:03.453		BEST LAP TIME : 2:04.481		DIFFERENCE : 1.028		
LAP	SECTOR 1	SECTOR 2	LAP TIME	MPH	DIFF	TIME OF DAY
1 -		51.795	2:46.043	47.26	41.562	14:58:28.439
2 -	1:13.472	51.102	2:04.574 (3)	62.99	0.093	15:00:33.013
3 -	1:14.248	50.824	2:05.072	62.74	0.591	15:02:38.085
4 -	1:12.629	51.852	2:04.481 (1)	63.04		15:04:42.566
5 -	1:13.320	51.216	2:04.536 (2)	63.01	0.055	15:06:47.102

BMCRC - MRO Championships 2023 - Rnd 5 @ Cadwell Park

Illuminate Design 250MZs & Blue Haze GPF 2-Strokes

RACE 10 - SECTOR ANALYSIS



SECTOR 1 = FL to I1, SECTOR 2 = I1 to FL, DIFF = Difference To Personal Best Lap, P = Crossed Finish Line in Pit Lane, D = Time Disallowed

P19 566 MZ Michael WILBY		MZ ETZ 250 - Sziler UK				
IDEAL LAP TIME : 2:03.458		BEST LAP TIME : 2:03.474		DIFFERENCE : 0.016		
LAP	SECTOR 1	SECTOR 2	LAP TIME	MPH	DIFF	TIME OF DAY
1 -		51.710	2:44.274	47.77	40.800	14:58:26.670
2 -	1:14.063	51.402	2:05.465 (2)	62.55	1.991	15:00:32.135
3 -	1:14.593	51.010	2:05.603 (3)	62.48	2.129	15:02:37.738
4 -	1:13.771	52.744	2:06.515	62.03	3.041	15:04:44.253
5 -	1:12.448	51.026	2:03.474 (1)	63.56		15:06:47.727

P20 102 MZ R Caleb WRIGHT		MZ 250 ETZ - Clover Investments				
IDEAL LAP TIME : 2:14.651		BEST LAP TIME : 2:14.651		DIFFERENCE : 0.000		
LAP	SECTOR 1	SECTOR 2	LAP TIME	MPH	DIFF	TIME OF DAY
1 -		57.101	2:56.744	44.40	42.093	14:58:39.140
2 -	1:19.827	55.529	2:15.356 (2)	57.98	0.705	15:00:54.496
3 -	1:20.894	55.487	2:16.381	57.54	1.730	15:03:10.877
4 -	1:19.803	54.848	2:14.651 (1)	58.28		15:05:25.528
5 -	1:20.399	55.609	2:16.008 (3)	57.70	1.357	15:07:41.536

P21 565 MZ Louis KERSHAW		MZ ETZ250 - Team Lucky Streetsy/Walkers Campers				
IDEAL LAP TIME : 1:52.071		BEST LAP TIME : 1:52.795		DIFFERENCE : 0.724		
LAP	SECTOR 1	SECTOR 2	LAP TIME	MPH	DIFF	TIME OF DAY
1 -		46.359	2:30.984	51.97	38.189	14:58:13.380
2 -	1:05.959	47.139	1:53.098 (2)	69.39	0.303	15:00:06.478
3 -	1:05.937	46.858	1:52.795 (1)	69.57		15:01:59.273
4 -	1:06.999	46.134	1:53.133 (3)	69.37	0.338	15:03:52.406

P22 13 MZ Gordon RYAN		MZ ETZ250 - Prism Work Psychology				
IDEAL LAP TIME : 1:56.157		BEST LAP TIME : 1:57.073		DIFFERENCE : 0.916		
LAP	SECTOR 1	SECTOR 2	LAP TIME	MPH	DIFF	TIME OF DAY
1 -		47.968	2:35.615	50.43	38.542	14:58:18.011
2 -	1:08.189	48.884	1:57.073 (1)	67.03		15:00:15.084
3 -	1:08.993	48.496	1:57.489 (2)	66.79	0.416	15:02:12.573

P23 1 GPF David ABRAHAM		Suzuki RG570 - Cambridge Motorcycles				
IDEAL LAP TIME : 1:43.519		BEST LAP TIME : 1:43.519		DIFFERENCE : 0.000		
LAP	SECTOR 1	SECTOR 2	LAP TIME	MPH	DIFF	TIME OF DAY
1 -		45.228	1:52.692	69.64	9.173	14:57:35.088
2 -	1:00.335	43.184	1:43.519 (1)	75.81		14:59:18.607

BMCRC - MRO Championships 2023 - Rnd 5 @ Cadwell Park

Illuminate Design 250MZs & Blue Haze GPF 2-Stroke

RACE 10 - BEST SECTORS

SECTOR 1			SECTOR 2			IDEAL / BEST COMPARISON						
POS	NO	NAME	TIME	NO	NAME	TIME	POS	NO	NAME	IDEAL	BEST	DIFF
									PERFECT LAP	1:43.132		
1	1	ABRAHAM	1:00.335	28	McCARTER	42.797	1	1	ABRAHAM	1:43.519	1:43.519	0.000
2	18	BALL	1:00.679	1	ABRAHAM	43.184	2	28	McCARTER	1:43.526	1:43.758	0.232
3	28	McCARTER	1:00.729	18	BALL	43.372	3	18	BALL	1:44.051	1:44.565	0.514
4	22	BALLERINI	1:01.199	27	HAYWARD	43.379	4	22	BALLERINI	1:44.800	1:44.848	0.048
5	27	HAYWARD	1:01.900	22	BALLERINI	43.601	5	27	HAYWARD	1:45.279	1:45.279	0.000
6	162	COOPER	1:03.190	162	COOPER	45.314	6	162	COOPER	1:48.504	1:48.992	0.488
7	26	LEE	1:04.410	69	MANN	45.473	7	26	LEE	1:50.212	1:50.772	0.560
8	85	WALES	1:05.165	85	WALES	45.510	8	85	WALES	1:50.675	1:50.675	0.000
9	96	KENT	1:05.367	96	KENT	45.560	9	69	MANN	1:50.925	1:50.925	0.000
10	69	MANN	1:05.452	26	LEE	45.802	10	96	KENT	1:50.927	1:51.343	0.416
11	565	KERSHAW	1:05.937	565	KERSHAW	46.134	11	565	KERSHAW	1:52.071	1:52.795	0.724
12	95	ROGERS	1:06.971	75	WOODALL	46.899	12	95	ROGERS	1:55.038	1:55.452	0.414
13	75	WOODALL	1:08.173	8	ASKEW	47.577	13	75	WOODALL	1:55.072	1:55.790	0.718
14	13	RYAN	1:08.189	13	RYAN	47.968	14	13	RYAN	1:56.157	1:57.073	0.916
15	94	LAMACRAFT	1:08.502	95	ROGERS	48.067	15	94	LAMACRAFT	1:56.573	1:56.975	0.402
16	17	PATERSON	1:08.680	94	LAMACRAFT	48.071	16	8	ASKEW	1:57.597	1:57.778	0.181
17	7	ASHMEAD	1:09.748	7	ASHMEAD	48.074	17	7	ASHMEAD	1:57.822	1:58.431	0.609
18	73	TURNER	1:09.998	11	CRIPPS	48.919	18	17	PATERSON	1:57.915	1:57.915	0.000
19	8	ASKEW	1:10.020	17	PATERSON	49.235	19	11	CRIPPS	1:59.238	1:59.238	0.000
20	11	CRIPPS	1:10.319	73	TURNER	49.396	20	73	TURNER	1:59.394	1:59.404	0.010
21	566	WILBY	1:12.448	56	TURNER	50.824	21	56	TURNER	2:03.453	2:04.481	1.028
22	56	TURNER	1:12.629	566	WILBY	51.010	22	566	WILBY	2:03.458	2:03.474	0.016
23	102	WRIGHT	1:19.803	102	WRIGHT	54.848	23	102	WRIGHT	2:14.651	2:14.651	0.000

BMCRC - MRO Championships 2023 - Rnd 5 @ Cadwell Park

Illuminate Design 250MZs & Blue Haze GPF 2-Stroke

RACE 10 - STATISTICS

Competitors Started 23
Planned Start 2023-07-01 @ 15:00:00.000
Actual Start 2023-07-01 @ 14:55:42.395
Finish Time 2023-07-01 @ 15:06:13.565
Track Length 2.1800mi.
Total Laps 124
Total Distance Covered 270.3223mi.

Session Fastest Lap History

NO	CL	NAME	LAP TIME	TIME OF DAY	LAP	VEHICLE
28	GPF	Liam McCARTER	1:44.055	14:59:14.942	2	Yamaha TZR
1	GPF	David ABRAHAM	1:43.519	14:59:18.631	2	Suzuki RG570

Session Leader History

NO	CL	NAME	FROM LAP	LAPS LED	DISTANCE	VEHICLE
28	GPF	Liam McCARTER	1	6	13.08 miles	Yamaha TZR

Flag History

TYPE	TIME OF DAY
GREEN	14:55:42.395
FINISH	15:06:13.565

Flag Statistics

TYPE	COUNT	TOTAL LAPS	TOTAL TIME
Green	1	6	12:33.820
Red	0	0	0.000
Safety Car	0	0	0.000
FCY	0	0	0.000

BMCRC - MRO Championships 2023 - Rnd 5 @ Cadwell Park

Illuminate Design 250MZs & Blue Haze GPF 2-Stroke

RACE 10 - STATISTICS

CLASS : GPF

9 Starters

Fastest Lap History

NO	NAME	LAP TIME	TIME OF DAY	LAP	VEHICLE
28	Liam McCARTER	1:44.055	14:59:14.942	2	Yamaha TZR
1	David ABRAHAM	1:43.519	14:59:18.631	2	Suzuki RG570

Leader History

NO	NAME	FROM LAP	LAPS LED	DISTANCE	VEHICLE
28	Liam McCARTER	1	6	13.08 miles	Yamaha TZR

BMCRC - MRO Championships 2023 - Rnd 5 @ Cadwell Park

Illuminate Design 250MZs & Blue Haze GPF 2-Stroke

RACE 10 - STATISTICS

CLASS : MZ

11 Starters

Fastest Lap History

NO	NAME	LAP TIME	TIME OF DAY	LAP	VEHICLE
69	Alexander MANN	1:52.109	15:00:04.588	2	MZ TS 250
85	Andrew WALES	1:51.775	15:00:04.623	2	MZ ETZ 250
96	Chris KENT	1:51.343	15:00:04.991	2	MZ ETZ 250
85	Andrew WALES	1:50.675	15:01:55.334	3	MZ ETZ 250

Leader History

NO	NAME	FROM LAP	LAPS LED	DISTANCE	VEHICLE
69	Alexander MANN	1	2	4.36 miles	MZ TS 250
85	Andrew WALES	3	3	6.54 miles	MZ ETZ 250
69	Alexander MANN	6	1	2.18 miles	MZ TS 250

BMCRC - MRO Championships 2023 - Rnd 5 @ Cadwell Park

Illuminate Design 250MZs & Blue Haze GPF 2-Stroke

RACE 10 - STATISTICS

CLASS : MZ R

3 Starters

Fastest Lap History

NO	NAME	LAP TIME	TIME OF DAY	LAP	VEHICLE
94	Harry LAMACRAFT	1:56.975	15:00:14.441	2	MZ ETZ250

Leader History

NO	NAME	FROM LAP	LAPS LED	DISTANCE	VEHICLE
94	Harry LAMACRAFT	1	6	13.08 miles	MZ ETZ250

BMCRC - MRO Championships 2023 - Rnd 5 @ Cadwell Park

Illuminate Design 250MZs & Blue Haze GPF 2-Strokes

RACE 20 - GRID (6 Laps)

ROW 10		28	56	Russell TURNER	2:04.481	29	102	Caleb WRIGHT	2:14.651	30			
ROW 9	25	7	John ASHMEAD	1:58.431	26	11	Carl CRIPPS	1:59.238	27	566	Michael WILBY	2:03.474	
ROW 8		22	94	Harry LAMACRAFT	1:56.975	23	13	Gordon RYAN	1:57.073	24	8	Rich ASKEW	1:57.778
ROW 7	19	565	Louis KERSHAW	1:52.795	20	95	Christopher ROGERS	1:55.452	21	75	Pete WOODALL	1:55.790	
ROW 6		16	85	Andrew WALES	1:50.675	17	69	Alexander MANN	1:50.925	18	96	Chris KENT	1:51.343
ROW 5	13					14				15			
ROW 4		10	110	Mark HAIGH		11	60	Danny GOUGH		12			
ROW 3	7	26	Damian LEE	1:50.772	8	17	David PATERSON	1:57.915	9	73	Colvin TURNER	1:59.404	
ROW 2		4	22	Rik BALLERINI	1:44.848	5	27	Richard HAYWARD	1:45.279	6	162	Darren COOPER	1:48.992
ROW 1	1	1	David ABRAHAM	1:43.519	2	28	Liam McCARTER	1:43.758	3	18	David BALL	1:44.565	
			Pole										

Cadwell Park: 2.1800 miles

These results are provisional until the conclusion of any judicial and technical matters.

Clerk Of Course :	Stewards :	Timekeeper : <i>Craig Smith</i>
-------------------	------------	------------------------------------

Results can be found at www.tsl-timing.com

Printed - 15:10 Saturday, 01 July 2023



BMCRC - MRO Championships 2023 - Rnd 5 @ Cadwell Park

Illuminate Design 250MZs & Blue Haze GPF 2-Strokes

RACE 20 - CLASSIFICATION

POS	NO	CL	PIC NAME	ENTRY	LAPS	TIME	GAP	DIFF	MPH	BEST	ON
1	1	GPF	1 David ABRAHAM	Suzuki RG570 - Cambridge Motorcycles	6	10:30.643			74.66	1:43.188	4
2	28	GPF	2 Liam McCARTER	Yamaha TZR - Katie McCarter	6	10:32.600	1.957	1.957	74.43	1:43.549	2
3	22	GPF	3 Rik BALLERINI	Yamaha TZ 250 - SCLS LTD, CAMBRIDGE MC, GE	6	10:37.431	6.788	4.831	73.87	1:44.322	2
4	18	GPF	4 David BALL	Yamaha TZR250F3 - Gardiner Page and Roe pensic	6	10:41.138	10.495	3.707	73.44	1:44.097	2
5	27	GPF	5 Richard HAYWARD	Yamaha TZR - GForce/Hayward R Ltd/SnapOn	6	10:41.229	10.586	0.091	73.43	1:44.998	5
6	162	GPF	6 Darren COOPER	Yamaha TZR250 - Twistgrip Motorcycles	6	11:08.210	37.567	26.981	70.46	1:49.384	2
7	26	GPF	7 Damian LEE	Yamaha TZR250 - Leed Autos	6	11:18.155	47.512	9.945	69.43	1:51.419	4
8	85	MZ	1 Andrew WALES	MZ ETZ 250 - Illuminated Design LTD	6	11:47.418	1:16.775	29.263	66.56	1:50.807	4
9	565	MZ	2 Louis KERSHAW	MZ ETZ250 - Team Lucky Streetsy/Walkers Camper	6	11:50.462	1:19.819	3.044	66.27	1:51.032	6
10	96	MZ	3 Chris KENT	MZ ETZ 250 -	6	11:54.888	1:24.245	4.426	65.86	1:51.725	5
11	95	MZ	4 Christopher ROGERS	MZ ETZ 250 - CB Racing	6	12:16.507	1:45.864	21.619	63.93	1:55.452	2
12	13	MZ	5 Gordon RYAN	MZ ETZ250 - Prism Work Psychology	6	12:21.047	1:50.404	4.540	63.54	1:56.800	5
13	94	MZ R	1 Harry LAMACRAFT	MZ ETZ250 - Illuminate Design	5	10:32.113	1 Lap	1 Lap	62.07	1:56.383	5
14	7	MZ	6 John ASHMEAD	MZ ETZ250 -	5	10:33.249	1 Lap	1.136	61.96	1:57.465	4
15	8	MZ	7 Rich ASKEW	MZ ETZ - L+R construction	5	10:33.484	1 Lap	0.235	61.94	1:57.195	4
16	56	MZ	8 Russell TURNER	MZ ETZ250 - TT Racing	5	10:56.406	1 Lap	22.922	59.78	2:02.130	2
17	566	MZ	9 Michael WILBY	MZ ETZ 250 - Sziler UK	5	11:14.513	1 Lap	18.107	58.17	2:06.709	4
18	102	MZ R	2 Caleb WRIGHT	MZ 250 ETZ - Clover Investments	5	11:50.372	1 Lap	35.859	55.23	2:13.455	4

NOT CLASSIFIED

DNF	69	MZ	Alexander MANN	MZ TS 250 - HS RACING	5	9:56.395	1 Lap		65.79	1:51.141	3
DNF	75	MZ	Pete WOODALL	MZ ETZ250 - Online Lubricants	2	4:29.796	4 Laps	3 Laps	58.17	1:54.419	2
DNF	17	GPF	David PATERSON	Aprilia RS250 - The love of a good woman	1	2:10.429	5 Laps	1 Lap	60.17		
DNF	11	MZ R	Carl CRIPPS	MZ ETZ250 - MIS UK LTD	0						

FASTEST LAP

1	GPF	David ABRAHAM	Suzuki RG570 - Cambridge Motorcycles	4	1:43.188	76.05 mph	122.40 kph
85	MZ	Andrew WALES	MZ ETZ 250 - Illuminated Design LTD	4	1:50.807	70.82 mph	113.98 kph
94	MZ R	Harry LAMACRAFT	MZ ETZ250 - Illuminate Design	5	1:56.383	67.43 mph	108.52 kph

Class GPF - 92.5% of Race Speed = 69.06 mph

Class MZ - 92.5% of Race Speed = 61.56 mph

Class MZ R - 92.5% of Race Speed = 57.41 mph

Weather / Track : Cloudy / Dry

These results are provisional until the conclusion of any judicial and technical matters.

Race Distance: 6 Laps / 13.08 miles

Cadwell Park: 2.1800 miles

Date: 01/07/2023 Start: 17:50 Finish: 18:01

Clerk Of Course :	Stewards :	Timekeeper : <i>Craig Smith</i>
-------------------	------------	------------------------------------

Results can be found at www.tsl-timing.com

Printed - 18:04 Saturday, 01 July 2023



BMCRC - MRO Championships 2023 - Rnd 5 @ Cadwell Park

Illuminate Design 250MZs & Blue Haze GPF 2-Strokes

RACE 20 - LAP CHART

LAP 1 @ 17:52:39.167		
NO	BEHIND	LAP TIME

28		1:49.138
22	1.041	1:50.179
18	1.628	1:50.766
27	2.802	1:51.940
1	3.694	1:52.832
162	5.461	1:54.599
26	8.299	1:57.437
17	21.291	2:10.429
85	41.013	2:30.151
69	41.492	2:30.630
565	42.878	2:32.016
96	44.086	2:33.224
13	46.015	2:35.153
75	46.239	2:35.377
95	46.653	2:35.791
94	48.866	2:38.004
7	48.951	2:38.089
8	49.105	2:38.243
56	52.264	2:41.402
566	54.847	2:43.985
102	1:04.029	2:53.167

LAP 4 @ 17:57:52.466		
NO	BEHIND	LAP TIME

28		1:45.924
1	0.100	1:43.188
22	4.906	1:48.115
18	7.075	1:47.190
27	8.206	1:46.560
102	1 Lap	2:14.101
162	21.318	1:49.938
26	29.632	1:51.419
85	1:02.047	1:50.807
69	1:02.490	1:51.650
565	1:05.585	1:51.669
96	1:06.918	1:51.785
95	1:20.466	1:55.861
13	1:24.701	1:56.960
7	1:32.210	1:57.465
8	1:32.482	1:57.195
94	1:33.293	1:57.150

LAP 2 @ 17:54:22.716		
NO	BEHIND	LAP TIME

28		1:43.549
22	1.814	1:44.322
18	2.176	1:44.097
1	3.472	1:43.327
27	4.754	1:45.501
162	11.296	1:49.384
26	16.322	1:51.572
69	49.449	1:51.506
85	49.531	1:52.067
565	52.297	1:52.968
96	53.073	1:52.536
75	57.109	1:54.419
95	58.556	1:55.452
13	1:00.472	1:58.006
94	1:05.283	1:59.966
7	1:05.325	1:59.923
8	1:05.587	2:00.031
56	1:10.845	2:02.130
566	1:19.034	2:07.736
102	1:35.755	2:15.275

LAP 5 @ 17:59:35.894		
NO	BEHIND	LAP TIME

1		1:43.328
28	1.962	1:45.390
22	6.210	1:44.732
56	1 Lap	2:04.744
18	9.437	1:45.790
27	9.776	1:44.998
566	1 Lap	2:06.709
162	28.903	1:51.013
26	40.734	1:54.530
102	1 Lap	2:13.455
85	1:10.468	1:51.849
69	1:10.530	1:51.468
565	1:13.565	1:51.408
96	1:15.215	1:51.725
95	1:33.271	1:56.233
13	1:38.073	1:56.800

LAP 3 @ 17:56:06.542		
NO	BEHIND	LAP TIME

28		1:43.826
22	2.715	1:44.727
1	2.836	1:43.190
18	5.809	1:47.459
27	7.570	1:46.642
162	17.304	1:49.834
26	24.137	1:51.641
69	56.764	1:51.141
85	57.164	1:51.459
565	59.840	1:51.369
96	1:01.057	1:51.810
95	1:10.529	1:55.799
13	1:13.665	1:57.019
7	1:20.669	1:59.170
8	1:21.211	1:59.450

LAP 6 @ 18:01:20.672		
NO	BEHIND	LAP TIME

1		1:44.778
94	1 Lap	1:56.383
28	1.957	1:44.773
7	1 Lap	1:58.602
8	1 Lap	1:58.565
22	6.788	1:45.356
18	10.495	1:45.836
27	10.586	1:45.588
56	1 Lap	2:03.791
162	37.567	1:53.442
566	1 Lap	2:07.302
26	47.512	1:51.556
85	1:16.775	1:51.085
102	1 Lap	2:14.374
565	1:19.819	1:51.032
96	1:24.245	1:53.808
95	1:45.864	1:57.371
13	1:50.404	1:57.109

BMCRC - MRO Championships 2023 - Rnd 5 @ Cadwell Park

Illuminate Design 250MZs & Blue Haze GPF 2-Strokes

RACE 20 - POSITION CHART

No	Name	Lap Pos	Lap					
			1	2	3	4	5	6
1	ABRAHAM	1	28	28	28	28	1	1
28	McCARTER	2	22	22	22	1	28	28
18	BALL	3	18	18	1	22	22	22
22	BALLERINI	4	27	1	18	18	18	18
27	HAYWARD	5	1	27	27	27	27	27
162	COOPER	6	162	162	162	162	162	162
26	LEE	7	26	26	26	26	26	26
17	PATERSON	8	17	69	69	85	85	85
85	WALES	9	85	85	85	69	69	565
69	MANN	10	69	565	565	565	565	96
96	KENT	11	565	96	96	96	96	95
565	KERSHAW	12	96	75	95	95	95	13
95	ROGERS	13	13	95	13	13	13	
75	WOODALL	14	75	13	7	7	94	
94	LAMACRAFT	15	95	94	8	8	7	
13	RYAN	16	94	7	94	94	8	
8	ASKEW	17	7	8	56	56	56	
7	ASHMEAD	18	8	56	566	566	566	
11	CRIPPS	19	56	566	102	102	102	
566	WILBY	20	566	102				
56	TURNER	21	102					
102	WRIGHT	22						

BMCRC - MRO Championships 2023 - Rnd 5 @ Cadwell Park

Illuminate Design 250MZs & Blue Haze GPF 2-Stroke

RACE 20 - SECTOR ANALYSIS



SECTOR 1 = FL to I1, SECTOR 2 = I1 to FL, DIFF = Difference To Personal Best Lap, P = Crossed Finish Line in Pit Lane, D = Time Disallowed

P1		1 GPF		David ABRAHAM		Suzuki RG570 - Cambridge Motorcycles	
IDEAL LAP TIME : 1:42.708		BEST LAP TIME : 1:43.188		DIFFERENCE : 0.480			
LAP	SECTOR 1	SECTOR 2	LAP TIME	MPH	DIFF	TIME OF DAY	
1 -		44.185	1:52.832	69.55	9.644	17:52:42.861	
2 -	1:00.077	43.250	1:43.327 (3)	75.95	0.139	17:54:26.188	
3 -	59.819	43.371	1:43.190 (2)	76.05	0.002	17:56:09.378	
4 -	1:00.102	43.086	1:43.188 (1)	76.05		17:57:52.566	
5 -	59.622	43.706	1:43.328	75.95	0.140	17:59:35.894	
6 -	59.834	44.944	1:44.778	74.90	1.590	18:01:20.672	

P2		28 GPF		Liam McCARTER		Yamaha TZR - Katie McCarter	
IDEAL LAP TIME : 1:43.297		BEST LAP TIME : 1:43.549		DIFFERENCE : 0.252			
LAP	SECTOR 1	SECTOR 2	LAP TIME	MPH	DIFF	TIME OF DAY	
1 -		42.838	1:49.138	71.90	5.589	17:52:39.167	
2 -	1:00.459	43.090	1:43.549 (1)	75.79		17:54:22.716	
3 -	1:00.704	43.122	1:43.826 (2)	75.58	0.277	17:56:06.542	
4 -	1:01.651	44.273	1:45.924	74.09	2.375	17:57:52.466	
5 -	1:01.715	43.675	1:45.390	74.46	1.841	17:59:37.856	
6 -	1:01.315	43.458	1:44.773 (3)	74.90	1.224	18:01:22.629	

P3		22 GPF		Rik BALLERINI		Yamaha TZ 250 - SCLS LTD, CAMBRIDGE MC, GECKO RACING	
IDEAL LAP TIME : 1:44.103		BEST LAP TIME : 1:44.322		DIFFERENCE : 0.219			
LAP	SECTOR 1	SECTOR 2	LAP TIME	MPH	DIFF	TIME OF DAY	
1 -		43.675	1:50.179	71.22	5.857	17:52:40.208	
2 -	1:00.428	43.894	1:44.322 (1)	75.22		17:54:24.530	
3 -	1:00.725	44.002	1:44.727 (2)	74.93	0.405	17:56:09.257	
4 -	1:03.543	44.572	1:48.115	72.58	3.793	17:57:57.372	
5 -	1:01.012	43.720	1:44.732 (3)	74.93	0.410	17:59:42.104	
6 -	1:01.181	44.175	1:45.356	74.49	1.034	18:01:27.460	

P4		18 GPF		David BALL		Yamaha TZR250F3 - Gardiner Page and Roe pension consultan	
IDEAL LAP TIME : 1:44.097		BEST LAP TIME : 1:44.097		DIFFERENCE : 0.000			
LAP	SECTOR 1	SECTOR 2	LAP TIME	MPH	DIFF	TIME OF DAY	
1 -		43.502	1:50.766	70.85	6.669	17:52:40.795	
2 -	1:00.638	43.459	1:44.097 (1)	75.39		17:54:24.892	
3 -	1:01.454	46.005	1:47.459	73.03	3.362	17:56:12.351	
4 -	1:02.937	44.253	1:47.190	73.21	3.093	17:57:59.541	
5 -	1:02.019	43.771	1:45.790 (2)	74.18	1.693	17:59:45.331	
6 -	1:01.436	44.400	1:45.836 (3)	74.15	1.739	18:01:31.167	

P5		27 GPF		Richard HAYWARD		Yamaha TZR - GForce/Hayward R Ltd/SnapOn	
IDEAL LAP TIME : 1:44.639		BEST LAP TIME : 1:44.998		DIFFERENCE : 0.359			
LAP	SECTOR 1	SECTOR 2	LAP TIME	MPH	DIFF	TIME OF DAY	
1 -		43.597	1:51.940	70.10	6.942	17:52:41.969	
2 -	1:02.209	43.292	1:45.501 (2)	74.38	0.503	17:54:27.470	
3 -	1:02.807	43.835	1:46.642	73.59	1.644	17:56:14.112	
4 -	1:03.021	43.539	1:46.560	73.64	1.562	17:58:00.672	
5 -	1:01.347	43.651	1:44.998 (1)	74.74		17:59:45.670	
6 -	1:01.734	43.854	1:45.588 (3)	74.32	0.590	18:01:31.258	

P6		162 GPF		Darren COOPER		Yamaha TZR250 - Twistgrip Motorcycles	
IDEAL LAP TIME : 1:48.876		BEST LAP TIME : 1:49.384		DIFFERENCE : 0.508			
LAP	SECTOR 1	SECTOR 2	LAP TIME	MPH	DIFF	TIME OF DAY	
1 -		45.264	1:54.599	68.48	5.215	17:52:44.628	
2 -	1:03.612	45.772	1:49.384 (1)	71.74		17:54:34.012	
3 -	1:03.996	45.838	1:49.834 (2)	71.45	0.450	17:56:23.846	
4 -	1:03.959	45.979	1:49.938 (3)	71.38	0.554	17:58:13.784	
5 -	1:04.676	46.337	1:51.013	70.69	1.629	18:00:04.797	
6 -	1:06.509	46.933	1:53.442	69.18	4.058	18:01:58.239	

BMCRC - MRO Championships 2023 - Rnd 5 @ Cadwell Park

Illuminate Design 250MZs & Blue Haze GPF 2-Strokes

RACE 20 - SECTOR ANALYSIS



SECTOR 1 = FL to I1, SECTOR 2 = I1 to FL, DIFF = Difference To Personal Best Lap, P = Crossed Finish Line in Pit Lane, D = Time Disallowed

P7 26 GPF		Damian LEE		Yamaha TZR250 - Leed Autos			
IDEAL LAP TIME : 1:51.237		BEST LAP TIME : 1:51.419		DIFFERENCE : 0.182			
LAP	SECTOR 1	SECTOR 2	LAP TIME	MPH	DIFF	TIME OF DAY	
1 -		47.198	1:57.437	66.82	6.018	17:52:47.466	
2 -	1:05.316	46.256	1:51.572 (3)	70.34	0.153	17:54:39.038	
3 -	1:05.177	46.464	1:51.641	70.29	0.222	17:56:30.679	
4 -	1:04.981	46.438	1:51.419 (1)	70.43		17:58:22.098	
5 -	1:07.736	46.794	1:54.530	68.52	3.111	18:00:16.628	
6 -	1:05.116	46.440	1:51.556 (2)	70.35	0.137	18:02:08.184	

P8 85 MZ		Andrew WALES		MZ ETZ 250 - Illuminated Design LTD			
IDEAL LAP TIME : 1:50.541		BEST LAP TIME : 1:50.807		DIFFERENCE : 0.266			
LAP	SECTOR 1	SECTOR 2	LAP TIME	MPH	DIFF	TIME OF DAY	
1 -		46.014	2:30.151	52.26	39.344	17:53:20.180	
2 -	1:06.165	45.902	1:52.067	70.03	1.260	17:55:12.247	
3 -	1:05.920	45.539	1:51.459 (3)	70.41	0.652	17:57:03.706	
4 -	1:05.002	45.805	1:50.807 (1)	70.82		17:58:54.513	
5 -	1:05.529	46.320	1:51.849	70.16	1.042	18:00:46.362	
6 -	1:05.222	45.863	1:51.085 (2)	70.64	0.278	18:02:37.447	

P9 565 MZ		Louis KERSHAW		MZ ETZ250 - Team Lucky Streetsy/Walkers Campers			
IDEAL LAP TIME : 1:50.809		BEST LAP TIME : 1:51.032		DIFFERENCE : 0.223			
LAP	SECTOR 1	SECTOR 2	LAP TIME	MPH	DIFF	TIME OF DAY	
1 -		46.598	2:32.016	51.62	40.984	17:53:22.045	
2 -	1:06.663	46.305	1:52.968	69.47	1.936	17:55:15.013	
3 -	1:05.469	45.900	1:51.369 (2)	70.46	0.337	17:57:06.382	
4 -	1:05.816	45.853	1:51.669	70.27	0.637	17:58:58.051	
5 -	1:05.548	45.860	1:51.408 (3)	70.44	0.376	18:00:49.459	
6 -	1:04.956	46.076	1:51.032 (1)	70.68		18:02:40.491	

P10 96 MZ		Chris KENT		MZ ETZ 250 -			
IDEAL LAP TIME : 1:51.599		BEST LAP TIME : 1:51.725		DIFFERENCE : 0.126			
LAP	SECTOR 1	SECTOR 2	LAP TIME	MPH	DIFF	TIME OF DAY	
1 -		45.955	2:33.224	51.21	41.499	17:53:23.253	
2 -	1:06.258	46.278	1:52.536	69.73	0.811	17:55:15.789	
3 -	1:05.957	45.853	1:51.810 (3)	70.19	0.085	17:57:07.599	
4 -	1:05.746	46.039	1:51.785 (2)	70.20	0.060	17:58:59.384	
5 -	1:05.766	45.959	1:51.725 (1)	70.24		18:00:51.109	
6 -	1:05.919	47.889	1:53.808	68.95	2.083	18:02:44.917	

P11 95 MZ		Christopher ROGERS		MZ ETZ 250 - CB Racing			
IDEAL LAP TIME : 1:54.681		BEST LAP TIME : 1:55.452		DIFFERENCE : 0.771			
LAP	SECTOR 1	SECTOR 2	LAP TIME	MPH	DIFF	TIME OF DAY	
1 -		48.740	2:35.791	50.37	40.339	17:53:25.820	
2 -	1:07.370	48.082	1:55.452 (1)	67.97		17:55:21.272	
3 -	1:06.599	49.200	1:55.799 (2)	67.77	0.347	17:57:17.071	
4 -	1:07.082	48.779	1:55.861 (3)	67.73	0.409	17:59:12.932	
5 -	1:07.588	48.645	1:56.233	67.52	0.781	18:01:09.165	
6 -	1:07.394	49.977	1:57.371	66.86	1.919	18:03:06.536	

P12 13 MZ		Gordon RYAN		MZ ETZ250 - Prism Work Psychology			
IDEAL LAP TIME : 1:56.409		BEST LAP TIME : 1:56.800		DIFFERENCE : 0.391			
LAP	SECTOR 1	SECTOR 2	LAP TIME	MPH	DIFF	TIME OF DAY	
1 -		48.490	2:35.153	50.58	38.353	17:53:25.182	
2 -	1:09.389	48.617	1:58.006	66.50	1.206	17:55:23.188	
3 -	1:08.269	48.750	1:57.019 (3)	67.06	0.219	17:57:20.207	
4 -	1:08.552	48.408	1:56.960 (2)	67.10	0.160	17:59:17.167	
5 -	1:08.400	48.400	1:56.800 (1)	67.19		18:01:13.967	
6 -	1:08.969	48.140	1:57.109	67.01	0.309	18:03:11.076	

BMCRC - MRO Championships 2023 - Rnd 5 @ Cadwell Park

Illuminate Design 250MZs & Blue Haze GPF 2-Stroke

RACE 20 - SECTOR ANALYSIS



SECTOR 1 = FL to I1, SECTOR 2 = I1 to FL, DIFF = Difference To Personal Best Lap, P = Crossed Finish Line in Pit Lane, D = Time Disallowed

P13 94 MZ R Harry LAMACRAFT		MZ ETZ250 - Illuminate Design				
IDEAL LAP TIME : 1:56.383		BEST LAP TIME : 1:56.383		DIFFERENCE : 0.000		
LAP	SECTOR 1	SECTOR 2	LAP TIME	MPH	DIFF	TIME OF DAY
1 -		48.739	2:38.004	49.66	41.621	17:53:28.033
2 -	1:10.338	49.628	1:59.966 (3)	65.41	3.583	17:55:27.999
3 -	1:12.032	48.578	2:00.610	65.06	4.227	17:57:28.609
4 -	1:09.028	48.122	1:57.150 (2)	66.99	0.767	17:59:25.759
5 -	1:08.295	48.088	1:56.383 (1)	67.43		18:01:22.142

P14 7 MZ John ASHMEAD		MZ ETZ250 -				
IDEAL LAP TIME : 1:57.465		BEST LAP TIME : 1:57.465		DIFFERENCE : 0.000		
LAP	SECTOR 1	SECTOR 2	LAP TIME	MPH	DIFF	TIME OF DAY
1 -		48.426	2:38.089	49.64	40.624	17:53:28.118
2 -	1:10.551	49.372	1:59.923	65.44	2.458	17:55:28.041
3 -	1:10.846	48.324	1:59.170 (3)	65.85	1.705	17:57:27.211
4 -	1:09.503	47.962	1:57.465 (1)	66.81		17:59:24.676
5 -	1:10.066	48.536	1:58.602 (2)	66.17	1.137	18:01:23.278

P15 8 MZ Rich ASKEW		MZ ETZ - L+R construction				
IDEAL LAP TIME : 1:57.195		BEST LAP TIME : 1:57.195		DIFFERENCE : 0.000		
LAP	SECTOR 1	SECTOR 2	LAP TIME	MPH	DIFF	TIME OF DAY
1 -		48.322	2:38.243	49.59	41.048	17:53:28.272
2 -	1:11.588	48.443	2:00.031	65.38	2.836	17:55:28.303
3 -	1:11.264	48.186	1:59.450 (3)	65.70	2.255	17:57:27.753
4 -	1:09.561	47.634	1:57.195 (1)	66.96		17:59:24.948
5 -	1:10.323	48.242	1:58.565 (2)	66.19	1.370	18:01:23.513

P16 56 MZ Russell TURNER		MZ ETZ250 - TT Racing				
IDEAL LAP TIME : 2:01.920		BEST LAP TIME : 2:02.130		DIFFERENCE : 0.210		
LAP	SECTOR 1	SECTOR 2	LAP TIME	MPH	DIFF	TIME OF DAY
1 -		49.765	2:41.402	48.62	39.272	17:53:31.431
2 -	1:12.155	49.975	2:02.130 (1)	64.25		17:55:33.561
3 -	1:13.133	51.206	2:04.339 (3)	63.11	2.209	17:57:37.900
4 -	1:13.058	51.686	2:04.744	62.91	2.614	17:59:42.644
5 -	1:12.825	50.966	2:03.791 (2)	63.39	1.661	18:01:46.435

P17 566 MZ Michael WILBY		MZ ETZ 250 - Sziler UK				
IDEAL LAP TIME : 2:05.653		BEST LAP TIME : 2:06.709		DIFFERENCE : 1.056		
LAP	SECTOR 1	SECTOR 2	LAP TIME	MPH	DIFF	TIME OF DAY
1 -		50.973	2:43.985	47.85	37.276	17:53:34.014
2 -	1:15.634	52.102	2:07.736 (3)	61.43	1.027	17:55:41.750
3 -	1:16.494	52.287	2:08.781	60.94	2.072	17:57:50.531
4 -	1:14.680	52.029	2:06.709 (1)	61.93		17:59:57.240
5 -	1:15.135	52.167	2:07.302 (2)	61.64	0.593	18:02:04.542

P18 102 MZ R Caleb WRIGHT		MZ 250 ETZ - Clover Investments				
IDEAL LAP TIME : 2:13.252		BEST LAP TIME : 2:13.455		DIFFERENCE : 0.203		
LAP	SECTOR 1	SECTOR 2	LAP TIME	MPH	DIFF	TIME OF DAY
1 -		55.474	2:53.167	45.32	39.712	17:53:43.196
2 -	1:20.757	54.518	2:15.275	58.01	1.820	17:55:58.471
3 -	1:19.550	54.551	2:14.101 (2)	58.52	0.646	17:58:12.572
4 -	1:19.019	54.436	2:13.455 (1)	58.80		18:00:26.027
5 -	1:20.141	54.233	2:14.374 (3)	58.40	0.919	18:02:40.401

BMCRC - MRO Championships 2023 - Rnd 5 @ Cadwell Park

Illuminate Design 250MZs & Blue Haze GPF 2-Strokes

RACE 20 - SECTOR ANALYSIS



SECTOR 1 = FL to I1, SECTOR 2 = I1 to FL, DIFF = Difference To Personal Best Lap, P = Crossed Finish Line in Pit Lane, D = Time Disallowed

P19 69 MZ Alexander MANN		MZ TS 250 - HS RACING				
IDEAL LAP TIME : 1:51.089		BEST LAP TIME : 1:51.141		DIFFERENCE : 0.052		
LAP	SECTOR 1	SECTOR 2	LAP TIME	MPH	DIFF	TIME OF DAY
1 -		45.875	2:30.630	52.10	39.489	17:53:20.659
2 -	1:05.384	46.122	1:51.506 (3)	70.38	0.365	17:55:12.165
3 -	1:05.214	45.927	1:51.141 (1)	70.61		17:57:03.306
4 -	1:05.714	45.936	1:51.650	70.29	0.509	17:58:54.956
5 -	1:05.456	46.012	1:51.468 (2)	70.40	0.327	18:00:46.424

P20 75 MZ Pete WOODALL		MZ ETZ250 - Online Lubricants				
IDEAL LAP TIME : 1:54.419		BEST LAP TIME : 1:54.419		DIFFERENCE : 0.000		
LAP	SECTOR 1	SECTOR 2	LAP TIME	MPH	DIFF	TIME OF DAY
1 -		48.195	2:35.377	50.50	40.958	17:53:25.406
2 -	1:06.997	47.422	1:54.419 (1)	68.59		17:55:19.825

P21 17 GPF David PATERSON		Aprilia RS250 - The love of a good woman				
IDEAL LAP TIME : 2:06.250		BEST LAP TIME :		DIFFERENCE :		
LAP	SECTOR 1	SECTOR 2	LAP TIME	MPH	DIFF	TIME OF DAY
1 -		52.233	2:10.429	60.17		17:53:00.458

BMCRC - MRO Championships 2023 - Rnd 5 @ Cadwell Park

Illuminate Design 250MZs & Blue Haze GPF 2-Strokes

RACE 20 - BEST SECTORS

SECTOR 1			SECTOR 2			IDEAL / BEST COMPARISON						
POS	NO	NAME	TIME	NO	NAME	TIME	POS	NO	NAME	IDEAL	BEST	DIFF
									PERFECT LAP	1:42.460		
1	1	ABRAHAM	59.622	28	McCARTER	42.838	1	1	ABRAHAM	1:42.708	1:43.188	0.480
2	22	BALLERINI	1:00.428	1	ABRAHAM	43.086	2	28	McCARTER	1:43.297	1:43.549	0.252
3	28	McCARTER	1:00.459	27	HAYWARD	43.292	3	18	BALL	1:44.097	1:44.097	0.000
4	18	BALL	1:00.638	18	BALL	43.459	4	22	BALLERINI	1:44.103	1:44.322	0.219
5	27	HAYWARD	1:01.347	22	BALLERINI	43.675	5	27	HAYWARD	1:44.639	1:44.998	0.359
6	162	COOPER	1:03.612	162	COOPER	45.264	6	162	COOPER	1:48.876	1:49.384	0.508
7	565	KERSHAW	1:04.956	85	WALES	45.539	7	85	WALES	1:50.541	1:50.807	0.266
8	26	LEE	1:04.981	565	KERSHAW	45.853	8	565	KERSHAW	1:50.809	1:51.032	0.223
9	85	WALES	1:05.002	96	KENT	45.853	9	69	MANN	1:51.089	1:51.141	0.052
10	69	MANN	1:05.214	69	MANN	45.875	10	26	LEE	1:51.237	1:51.419	0.182
11	96	KENT	1:05.746	26	LEE	46.256	11	96	KENT	1:51.599	1:51.725	0.126
12	95	ROGERS	1:06.599	75	WOODALL	47.422	12	75	WOODALL	1:54.419	1:54.419	0.000
13	75	WOODALL	1:06.997	8	ASKEW	47.634	13	95	ROGERS	1:54.681	1:55.452	0.771
14	13	RYAN	1:08.269	7	ASHMEAD	47.962	14	94	LAMACRAFT	1:56.383	1:56.383	0.000
15	94	LAMACRAFT	1:08.295	95	ROGERS	48.082	15	13	RYAN	1:56.409	1:56.800	0.391
16	7	ASHMEAD	1:09.503	94	LAMACRAFT	48.088	16	8	ASKEW	1:57.195	1:57.195	0.000
17	8	ASKEW	1:09.561	13	RYAN	48.140	17	7	ASHMEAD	1:57.465	1:57.465	0.000
18	56	TURNER	1:12.155	56	TURNER	49.765	18	56	TURNER	2:01.920	2:02.130	0.210
19	17	PATERSON	1:14.017	566	WILBY	50.973	19	566	WILBY	2:05.653	2:06.709	1.056
20	566	WILBY	1:14.680	17	PATERSON	52.233	20	17	PATERSON	2:06.250		
21	102	WRIGHT	1:19.019	102	WRIGHT	54.233	21	102	WRIGHT	2:13.252	2:13.455	0.203
22												

BMCRC - MRO Championships 2023 - Rnd 5 @ Cadwell Park

Illuminate Design 250MZs & Blue Haze GPF 2-Stroke

RACE 20 - STATISTICS

Competitors Started 22
Planned Start 2023-07-01 @ 18:00:00.000
Actual Start 2023-07-01 @ 17:50:50.028
Finish Time 2023-07-01 @ 18:01:20.671
Track Length 2.1800mi.
Total Laps 110
Total Distance Covered 239.8020mi.

Session Fastest Lap History

NO	CL	NAME	LAP TIME	TIME OF DAY	LAP	VEHICLE
28	GPF	Liam McCARTER	1:43.549	17:54:22.737	2	Yamaha TZR
1	GPF	David ABRAHAM	1:43.327	17:54:26.203	2	Suzuki RG570
1	GPF	David ABRAHAM	1:43.190	17:56:09.404	3	Suzuki RG570
1	GPF	David ABRAHAM	1:43.188	17:57:52.591	4	Suzuki RG570

Session Leader History

NO	CL	NAME	FROM LAP	LAPS LED	DISTANCE	VEHICLE
28	GPF	Liam McCARTER	1	4	8.72 miles	Yamaha TZR
1	GPF	David ABRAHAM	5	2	4.36 miles	Suzuki RG570

Flag History

TYPE	TIME OF DAY
GREEN	17:50:50.028
FINISH	18:01:20.671

Flag Statistics

TYPE	COUNT	TOTAL LAPS	TOTAL TIME
Green	1	6	12:24.242
Red	0	0	0.000
Safety Car	0	0	0.000
FCY	0	0	0.000

BMCRC - MRO Championships 2023 - Rnd 5 @ Cadwell Park

Illuminate Design 250MZs & Blue Haze GPF 2-Stroke

RACE 20 - STATISTICS

CLASS : GPF

8 Starters

Fastest Lap History

NO	NAME	LAP TIME	TIME OF DAY	LAP	VEHICLE
28	Liam McCARTER	1:43.549	17:54:22.737	2	Yamaha TZR
1	David ABRAHAM	1:43.327	17:54:26.203	2	Suzuki RG570
1	David ABRAHAM	1:43.190	17:56:09.404	3	Suzuki RG570
1	David ABRAHAM	1:43.188	17:57:52.591	4	Suzuki RG570

Leader History

NO	NAME	FROM LAP	LAPS LED	DISTANCE	VEHICLE
28	Liam McCARTER	1	4	8.72 miles	Yamaha TZR
1	David ABRAHAM	5	2	4.36 miles	Suzuki RG570

BMCRC - MRO Championships 2023 - Rnd 5 @ Cadwell Park

Illuminate Design 250MZs & Blue Haze GPF 2-Stroke

RACE 20 - STATISTICS

CLASS : MZ

11 Starters

Fastest Lap History

NO	NAME	LAP TIME	TIME OF DAY	LAP	VEHICLE
69	Alexander MANN	1:51.506	17:55:12.203	2	MZ TS 250
69	Alexander MANN	1:51.141	17:57:03.344	3	MZ TS 250
85	Andrew WALES	1:50.807	17:58:54.548	4	MZ ETZ 250

Leader History

NO	NAME	FROM LAP	LAPS LED	DISTANCE	VEHICLE
85	Andrew WALES	1	1	2.18 miles	MZ ETZ 250
69	Alexander MANN	2	2	4.36 miles	MZ TS 250
85	Andrew WALES	4	3	6.54 miles	MZ ETZ 250

BMCRC - MRO Championships 2023 - Rnd 5 @ Cadwell Park

Illuminate Design 250MZs & Blue Haze GPF 2-Stroke

RACE 20 - STATISTICS

CLASS : MZ R

3 Starters

Fastest Lap History

NO	NAME	LAP TIME	TIME OF DAY	LAP	VEHICLE
94	Harry LAMACRAFT	1:59.966	17:55:28.038	2	MZ ETZ250
94	Harry LAMACRAFT	1:57.150	17:59:25.797	4	MZ ETZ250
94	Harry LAMACRAFT	1:56.383	18:01:22.180	5	MZ ETZ250

Leader History

NO	NAME	FROM LAP	LAPS LED	DISTANCE	VEHICLE
94	Harry LAMACRAFT	1	5	10.90 miles	MZ ETZ250

BMCRC - MRO Championships 2023 - Rnd 5 @ Cadwell Park

Illuminate Design 250MZs & Blue Haze GPF 2-Stroke

RACE 10 - GRID (8 Laps)

ROW 10	28	2:13.455	102	Caleb WRIGHT	29	11	Carl CRIPPS	30				
ROW 9	25	1:57.465	7	John ASHMEAD	26	2:02.130	56	Russell TURNER	27	2:06.709	566	Michael WILBY
ROW 8	22	1:56.383	94	Harry LAMACRAFT	23	1:56.800	13	Gordon RYAN	24	1:57.195	8	Rich ASKEW
ROW 7	19	1:51.725	96	Chris KENT	20	1:54.419	75	Pete WOODALL	21	1:55.452	95	Christopher ROGERS
ROW 6	16	1:50.807	85	Andrew WALES	17	1:51.032	565	Louis KERSHAW	18	1:51.141	69	Alexander MANN
ROW 5	13				14				15			
ROW 4	10		110	Mark HAIGH	11		60	Danny GOUGH	12			
ROW 3	7	1:51.419	26	Damian LEE	8		17	David PATERSON	9		73	Colvin TURNER
ROW 2	4	1:44.322	22	Rik BALLERINI	5	1:44.998	27	Richard HAYWARD	6	1:49.384	162	Darren COOPER
ROW 1	1	1:43.188	1	David ABRAHAM	2	1:43.549	28	Liam McCARTER	3	1:44.097	18	David BALL
Pole												

Cadwell Park: 2.1800 miles

These results are provisional until the conclusion of any judicial and technical matters.

Clerk Of Course :	Stewards :	Timekeeper : <i>Craig Smith</i>
-------------------	------------	------------------------------------

Results can be found at www.tsl-timing.com

Printed - 18:06 Saturday, 01 July 2023



BMCRC - MRO Championships 2023 - Rnd 5 @ Cadwell Park

Illuminate Design 250MZs & Blue Haze GPF 2-Stroke

RACE 10 - CLASSIFICATION

POS	NO	CL	PIC NAME	ENTRY	LAPS	TIME	GAP	DIFF	MPH	BEST	ON
1	22	GPF	1 Rik BALLERINI	Yamaha TZ 250 - SCLS LTD, CAMBRIDGE MC, GE	10	17:46.862			73.56	1:44.770	4
2	18	GPF	2 David BALL	Yamaha TZR250F3 - Gardiner Page and Roe pensic	10	18:08.404	21.542	21.542	72.10	1:46.257	3
3	26	GPF	3 Damian LEE	Yamaha TZR250 - Leed Autos	10	18:40.282	53.420	31.878	70.05	1:50.439	8
4	85	MZ	1 Andrew WALES	MZ ETZ 250 - Illuminated Design LTD	10	19:16.960	1:30.098	36.678	67.83	1:50.713	10
5	96	MZ	2 Chris KENT	MZ ETZ 250 -	10	19:17.122	1:30.260	0.162	67.82	1:50.961	10
6	69	MZ	3 Alexander MANN	MZ TS 250 - HS RACING	10	19:19.640	1:32.778	2.518	67.67	1:51.053	8
7	95	MZ	4 Christopher ROGERS	MZ ETZ 250 - CB Racing	10	19:20.992	1:34.130	1.352	67.59	1:51.102	8
8	94	MZ R	1 Harry LAMACRAFT	MZ ETZ250 - Illuminate Design	9	18:13.114	1 Lap	1 Lap	64.61	1:55.769	9
9	13	MZ	5 Gordon RYAN	MZ ETZ250 - Prism Work Psychology	9	18:17.208	1 Lap	4.094	64.37	1:55.518	9
10	7	MZ	6 John ASHMEAD	MZ ETZ250 -	9	18:18.211	1 Lap	1.003	64.31	1:56.215	4
11	17	GPF	4 David PATTERSON	Aprilia RS250 - The love of a good woman	9	18:22.080	1 Lap	3.869	64.09	2:01.034	9
12	11	MZ R	2 Carl CRIPPS	MZ ETZ250 - MIS UK LTD	9	18:37.569	1 Lap	15.489	63.20	1:57.157	8
13	8	MZ	7 Rich ASKEW	MZ ETZ - L+R construction	9	18:37.767	1 Lap	0.198	63.19	1:57.596	8

NOT CLASSIFIED

DNF	565	MZ	Louis KERSHAW	MZ ETZ250 - Team Lucky Streetsy/Walkers Camper	9	17:27.403	1 Lap		67.43	1:50.592	6
DNF	566	MZ	Michael WILBY	MZ ETZ 250 - Sziler UK	4	8:51.230	6 Laps	5 Laps	59.09	2:03.080	3
DNF	56	MZ	Russell TURNER	MZ ETZ250 - TT Racing	0						

NOT STARTED

NS	102	MZ R	Caleb WRIGHT	MZ 250 ETZ - Clover Investments							
----	-----	------	--------------	---------------------------------	--	--	--	--	--	--	--

FASTEST LAP

	22	GPF	Rik BALLERINI	Yamaha TZ 250 - SCLS LTD, CAMBRIDGE MC, GE	4	1:44.770			74.90 mph	120.55 kph	
	565	MZ	Louis KERSHAW	MZ ETZ250 - Team Lucky Streetsy/Walkers Camper	6	1:50.592			70.96 mph	114.20 kph	
	94	MZ R	Harry LAMACRAFT	MZ ETZ250 - Illuminate Design	9	1:55.769			67.79 mph	109.09 kph	

Class GPF - 92.5% of Race Speed = 68.04 mph
 Class MZ - 92.5% of Race Speed = 62.74 mph
 Class MZ R - 92.5% of Race Speed = 59.76 mph

Weather / Track : Cloudy / Dry

These results are provisional until the conclusion of any judicial and technical matters.

Race Distance: 10 Laps / 21.80 miles

Cadwell Park: 2.1800 miles

Date: 02/07/2023 Start: 14:53 Finish: 15:11

Clerk Of Course :	Stewards :	Timekeeper : <i>Craig Smith</i>
-------------------	------------	------------------------------------

Results can be found at www.tsl-timing.com

Printed - 15:13 Sunday, 02 July 2023



BMCRC - MRO Championships 2023 - Rnd 5 @ Cadwell Park

Illuminate Design 250MZs & Blue Haze GPF 2-Strokes

RACE 10 - LAP CHART

LAP 1 @ 14:55:10.152

NO	BEHIND	LAP TIME
22		1:53.351
18	0.504	1:53.855
26	3.497	1:56.848
17	15.456	2:08.807
69	36.489	2:29.840
96	36.605	2:29.956
85	36.813	2:30.164
565	37.399	2:30.750
95	37.899	2:31.250
13	40.135	2:33.486
94	41.465	2:34.816
7	41.534	2:34.885
566	47.231	2:40.582
8	47.326	2:40.677
11	47.442	2:40.793

LAP 2 @ 14:56:57.135

NO	BEHIND	LAP TIME
22		1:46.983
18	0.634	1:47.113
26	8.094	1:51.580
17	30.597	2:02.124
96	41.991	1:52.369
69	42.077	1:52.571
565	42.174	1:51.758
85	42.655	1:52.825
95	43.002	1:52.086
13	49.178	1:56.026
94	50.828	1:56.346
7	51.354	1:56.803
8	59.185	1:58.842
11	1:03.870	2:03.411
566	1:03.976	2:03.728

LAP 3 @ 14:58:43.260

NO	BEHIND	LAP TIME
22		1:46.125
18	0.766	1:46.257
26	13.045	1:51.076
17	45.863	2:01.391
96	47.559	1:51.693
565	47.888	1:51.839
69	48.372	1:52.420
85	48.774	1:52.244
95	49.448	1:52.571
13	59.928	1:56.875
94	1:01.301	1:56.598
7	1:02.076	1:56.847
8	1:13.322	2:00.262
11	1:18.447	2:00.702
566	1:20.931	2:03.080

LAP 4 @ 15:00:28.030

NO	BEHIND	LAP TIME
22		1:44.770
18	3.701	1:47.705
26	19.911	1:51.636
96	55.257	1:52.468
69	56.639	1:53.037
85	57.008	1:53.004
565	57.098	1:53.980

95	57.508	1:52.830
17	1:04.448	2:03.355
13	1:12.469	1:57.311
94	1:13.129	1:56.598
7	1:13.521	1:56.215
8	1:28.805	2:00.253
11	1:34.537	2:00.860
566	1:40.001	2:03.840

LAP 5 @ 15:02:13.469

NO	BEHIND	LAP TIME
22		1:45.439
18	6.302	1:48.040
26	26.362	1:51.890
96	1:02.358	1:52.540
69	1:02.456	1:51.256
85	1:02.563	1:50.994
565	1:02.981	1:51.322
95	1:04.358	1:52.289
17	1:20.237	2:01.228
94	1:24.616	1:56.926
13	1:24.798	1:57.768
7	1:25.150	1:57.068

LAP 6 @ 15:04:00.224

NO	BEHIND	LAP TIME
22		1:46.755
8	1 Lap	2:03.521
11	1 Lap	1:58.790
18	8.741	1:49.194
26	31.507	1:51.900
565	1:06.818	1:50.592
96	1:07.064	1:51.461
69	1:08.089	1:52.388
85	1:08.177	1:52.369
95	1:09.494	1:51.891
94	1:34.888	1:57.027
13	1:35.287	1:57.244
17	1:35.528	2:02.046
7	1:36.267	1:57.872

LAP 7 @ 15:05:45.897

NO	BEHIND	LAP TIME
22		1:45.673
18	11.426	1:48.358
8	1 Lap	1:59.610
11	1 Lap	1:59.895
26	37.489	1:51.655
96	1:12.906	1:51.515
565	1:13.281	1:52.136
85	1:13.731	1:51.227
69	1:14.423	1:52.007
95	1:15.111	1:51.290

LAP 8 @ 15:07:32.413

NO	BEHIND	LAP TIME
22		1:46.516
17	1 Lap	2:01.035
13	1 Lap	2:01.787
94	1 Lap	2:02.353
7	1 Lap	2:01.066
18	13.336	1:48.426
8	1 Lap	1:58.299

11	1 Lap	1:57.924
26	41.412	1:50.439
96	1:18.024	1:51.634
565	1:18.087	1:51.322
85	1:18.318	1:51.103
69	1:18.960	1:51.053
95	1:19.697	1:51.102

LAP 9 @ 15:09:17.921

NO	BEHIND	LAP TIME
22		1:45.508
94	1 Lap	1:56.681
18	17.641	1:49.813
17	1 Lap	2:01.060
7	1 Lap	2:00.596
13	1 Lap	2:01.193
8	1 Lap	1:57.596
11	1 Lap	1:57.157
26	47.108	1:51.204
96	1:25.041	1:52.525
85	1:25.127	1:52.317
69	1:25.583	1:52.131
565	1:26.283	1:53.704
95	1:26.513	1:52.324

LAP 10 @ 15:11:03.663

NO	BEHIND	LAP TIME
22		1:45.742
18	21.542	1:49.643
94	1 Lap	1:55.769
13	1 Lap	1:55.518
7	1 Lap	1:56.859
17	1 Lap	2:01.034
11	1 Lap	1:58.037
8	1 Lap	1:58.707
26	53.420	1:52.054
85	1:30.098	1:50.713
96	1:30.260	1:50.961
69	1:32.778	1:52.937
95	1:34.130	1:53.359

BMCRC - MRO Championships 2023 - Rnd 5 @ Cadwell Park

Illuminate Design 250MZs & Blue Haze GPF 2-Strokes

RACE 10 - POSITION CHART

No	Name	Lap Pos												
			1	2	3	4	5	6	7	8	9	10		
18	BALL	1	22	22	22	22	22	22	22	22	22	22	22	22
22	BALLERINI	2	18	18	18	18	18	18	18	18	18	18	18	18
26	LEE	3	26	26	26	26	26	26	26	26	26	26	26	26
17	PATERSON	4	17	17	17	96	96	565	96	96	96	85		
85	WALES	5	69	96	96	69	69	96	565	565	85	96		
565	KERSHAW	6	96	69	565	85	85	69	85	85	69	69		
69	MANN	7	85	565	69	565	565	85	69	69	565	95		
96	KENT	8	565	85	85	95	95	95	95	95	95	95		
95	ROGERS	9	95	95	95	17	17	94	17	94	94			
13	RYAN	10	13	13	13	13	94	13	13	17	13			
8	ASKEW	11	94	94	94	94	13	17	94	7	7			
7	ASHMEAD	12	7	7	7	7	7	7	7	13	17			
56	TURNER	13	566	8	8	8	8	8	8	8	11			
566	WILBY	14	8	11	11	11	11	11	11	11	8			
94	LAMACRAFT	15	11	566	566	566								
102	WRIGHT	16												
11	CRIPPS	17												

BMCRC - MRO Championships 2023 - Rnd 5 @ Cadwell Park

Illuminate Design 250MZs & Blue Haze GPF 2-Stroke

RACE 10 - SECTOR ANALYSIS



SECTOR 1 = FL to I1, SECTOR 2 = I1 to FL, DIFF = Difference To Personal Best Lap, P = Crossed Finish Line in Pit Lane, D = Time Disallowed

P1 22 GPF Rik BALLERINI		Yamaha TZ 250 - SCLS LTD, CAMBRIDGE MC, GECKO RACING				
IDEAL LAP TIME : 1:44.695		BEST LAP TIME : 1:44.770		DIFFERENCE : 0.075		
LAP	SECTOR 1	SECTOR 2	LAP TIME	MPH	DIFF	TIME OF DAY
1 -		45.293	1:53.351	69.23	8.581	14:55:10.152
2 -	1:01.423	45.560	1:46.983	73.35	2.213	14:56:57.135
3 -	1:01.286	44.839	1:46.125	73.95	1.355	14:58:43.260
4 -	1:00.548	44.222	1:44.770 (1)	74.90		15:00:28.030
5 -	1:00.676	44.763	1:45.439 (2)	74.43	0.669	15:02:13.469
6 -	1:01.148	45.607	1:46.755	73.51	1.985	15:04:00.224
7 -	1:00.985	44.688	1:45.673	74.26	0.903	15:05:45.897
8 -	1:00.473	46.043	1:46.516	73.67	1.746	15:07:32.413
9 -	1:00.855	44.653	1:45.508 (3)	74.38	0.738	15:09:17.921
10 -	1:00.857	44.885	1:45.742	74.21	0.972	15:11:03.663

P2 18 GPF David BALL		Yamaha TZR250F3 - Gardiner Page and Roe pension consultan				
IDEAL LAP TIME : 1:46.129		BEST LAP TIME : 1:46.257		DIFFERENCE : 0.128		
LAP	SECTOR 1	SECTOR 2	LAP TIME	MPH	DIFF	TIME OF DAY
1 -		45.482	1:53.855	68.93	7.598	14:55:10.656
2 -	1:02.010	45.103	1:47.113 (2)	73.26	0.856	14:56:57.769
3 -	1:02.138	44.119	1:46.257 (1)	73.85		14:58:44.026
4 -	1:02.595	45.110	1:47.705 (3)	72.86	1.448	15:00:31.731
5 -	1:03.362	44.678	1:48.040	72.64	1.783	15:02:19.771
6 -	1:03.809	45.385	1:49.194	71.87	2.937	15:04:08.965
7 -	1:03.754	44.604	1:48.358	72.42	2.101	15:05:57.323
8 -	1:03.277	45.149	1:48.426	72.38	2.169	15:07:45.749
9 -	1:03.071	46.742	1:49.813	71.46	3.556	15:09:35.562
10 -	1:03.797	45.846	1:49.643	71.57	3.386	15:11:25.205

P3 26 GPF Damian LEE		Yamaha TZR250 - Leed Autos				
IDEAL LAP TIME : 1:50.356		BEST LAP TIME : 1:50.439		DIFFERENCE : 0.083		
LAP	SECTOR 1	SECTOR 2	LAP TIME	MPH	DIFF	TIME OF DAY
1 -		46.176	1:56.848	67.16	6.409	14:55:13.649
2 -	1:05.271	46.309	1:51.580	70.33	1.141	14:57:05.229
3 -	1:04.832	46.244	1:51.076 (2)	70.65	0.637	14:58:56.305
4 -	1:05.697	45.939	1:51.636	70.30	1.197	15:00:47.941
5 -	1:05.289	46.601	1:51.890	70.14	1.451	15:02:39.831
6 -	1:05.834	46.066	1:51.900	70.13	1.461	15:04:31.731
7 -	1:05.283	46.372	1:51.655	70.28	1.216	15:06:23.386
8 -	1:04.417	46.022	1:50.439 (1)	71.06		15:08:13.825
9 -	1:05.003	46.201	1:51.204 (3)	70.57	0.765	15:10:05.029
10 -	1:05.912	46.142	1:52.054	70.03	1.615	15:11:57.083

P4 85 MZ Andrew WALES		MZ ETZ 250 - Illuminated Design LTD				
IDEAL LAP TIME : 1:50.313		BEST LAP TIME : 1:50.713		DIFFERENCE : 0.400		
LAP	SECTOR 1	SECTOR 2	LAP TIME	MPH	DIFF	TIME OF DAY
1 -		46.851	2:30.164	52.26	39.451	14:55:46.965
2 -	1:05.698	47.127	1:52.825	69.55	2.112	14:57:39.790
3 -	1:05.984	46.260	1:52.244	69.91	1.531	14:59:32.034
4 -	1:05.741	47.263	1:53.004	69.44	2.291	15:01:25.038
5 -	1:05.148	45.846	1:50.994 (2)	70.70	0.281	15:03:16.032
6 -	1:06.468	45.901	1:52.369	69.84	1.656	15:05:08.401
7 -	1:05.009	46.218	1:51.227	70.55	0.514	15:06:59.628
8 -	1:05.399	45.704	1:51.103 (3)	70.63	0.390	15:08:50.731
9 -	1:06.256	46.061	1:52.317	69.87	1.604	15:10:43.048
10 -	1:05.409	45.304	1:50.713 (1)	70.88		15:12:33.761

BMCRC - MRO Championships 2023 - Rnd 5 @ Cadwell Park

Illuminate Design 250MZs & Blue Haze GPF 2-Strokes

RACE 10 - SECTOR ANALYSIS



SECTOR 1 = FL to I1, SECTOR 2 = I1 to FL, DIFF = Difference To Personal Best Lap, P = Crossed Finish Line in Pit Lane, D = Time Disallowed

P5 96 MZ		Chris KENT		MZ ETZ 250 -		
IDEAL LAP TIME : 1:50.467		BEST LAP TIME : 1:50.961		DIFFERENCE : 0.494		
LAP	SECTOR 1	SECTOR 2	LAP TIME	MPH	DIFF	TIME OF DAY
1 -		46.163	2:29.956	52.33	38.995	14:55:46.757
2 -	1:05.446	46.923	1:52.369	69.84	1.408	14:57:39.126
3 -	1:05.696	45.997	1:51.693	70.26	0.732	14:59:30.819
4 -	1:06.139	46.329	1:52.468	69.78	1.507	15:01:23.287
5 -	1:06.115	46.425	1:52.540	69.73	1.579	15:03:15.827
6 -	1:05.995	45.466	1:51.461 (2)	70.41	0.500	15:05:07.288
7 -	1:05.507	46.008	1:51.515 (3)	70.37	0.554	15:06:58.803
8 -	1:05.453	46.181	1:51.634	70.30	0.673	15:08:50.437
9 -	1:06.409	46.116	1:52.525	69.74	1.564	15:10:42.962
10 -	1:05.940	45.021	1:50.961 (1)	70.72		15:12:33.923

P6 69 MZ		Alexander MANN		MZ TS 250 - HS RACING		
IDEAL LAP TIME : 1:50.915		BEST LAP TIME : 1:51.053		DIFFERENCE : 0.138		
LAP	SECTOR 1	SECTOR 2	LAP TIME	MPH	DIFF	TIME OF DAY
1 -		47.011	2:29.840	52.37	38.787	14:55:46.641
2 -	1:05.280	47.291	1:52.571	69.71	1.518	14:57:39.212
3 -	1:06.226	46.194	1:52.420	69.81	1.367	14:59:31.632
4 -	1:05.877	47.160	1:53.037	69.42	1.984	15:01:24.669
5 -	1:05.020	46.236	1:51.256 (2)	70.54	0.203	15:03:15.925
6 -	1:06.176	46.212	1:52.388	69.83	1.335	15:05:08.313
7 -	1:04.907	47.100	1:52.007 (3)	70.06	0.954	15:07:00.320
8 -	1:05.045	46.008	1:51.053 (1)	70.66		15:08:51.373
9 -	1:05.950	46.181	1:52.131	69.99	1.078	15:10:43.504
10 -	1:06.047	46.890	1:52.937	69.49	1.884	15:12:36.441

P7 95 MZ		Christopher ROGERS		MZ ETZ 250 - CB Racing		
IDEAL LAP TIME : 1:51.022		BEST LAP TIME : 1:51.102		DIFFERENCE : 0.080		
LAP	SECTOR 1	SECTOR 2	LAP TIME	MPH	DIFF	TIME OF DAY
1 -		46.663	2:31.250	51.88	40.148	14:55:48.051
2 -	1:05.445	46.641	1:52.086	70.01	0.984	14:57:40.137
3 -	1:05.947	46.624	1:52.571	69.71	1.469	14:59:32.708
4 -	1:05.909	46.921	1:52.830	69.55	1.728	15:01:25.538
5 -	1:05.045	47.244	1:52.289	69.89	1.187	15:03:17.827
6 -	1:05.460	46.431	1:51.891 (3)	70.14	0.789	15:05:09.718
7 -	1:05.312	45.978	1:51.290 (2)	70.51	0.188	15:07:01.008
8 -	1:05.125	45.977	1:51.102 (1)	70.63		15:08:52.110
9 -	1:05.804	46.520	1:52.324	69.86	1.222	15:10:44.434
10 -	1:05.439	47.920	1:53.359	69.23	2.257	15:12:37.793

P8 94 MZ R		Harry LAMACRAFT		MZ ETZ250 - Illuminate Design		
IDEAL LAP TIME : 1:55.173		BEST LAP TIME : 1:55.769		DIFFERENCE : 0.596		
LAP	SECTOR 1	SECTOR 2	LAP TIME	MPH	DIFF	TIME OF DAY
1 -		48.457	2:34.816	50.69	39.047	14:55:51.617
2 -	1:08.460	47.886	1:56.346 (2)	67.45	0.577	14:57:47.963
3 -	1:08.998	47.600	1:56.598 (3)	67.30	0.829	14:59:44.561
4 -	1:08.591	48.007	1:56.598 (3)	67.30	0.829	15:01:41.159
5 -	1:08.312	48.614	1:56.926	67.11	1.157	15:03:38.085
6 -	1:07.692	49.335	1:57.027	67.06	1.258	15:05:35.112
7 -	1:10.915	51.438	2:02.353	64.14	6.584	15:07:37.465
8 -	1:08.880	47.801	1:56.681	67.26	0.912	15:09:34.146
9 -	1:08.288	47.481	1:55.769 (1)	67.79		15:11:29.915

BMCRC - MRO Championships 2023 - Rnd 5 @ Cadwell Park

Illuminate Design 250MZs & Blue Haze GPF 2-Stroke

RACE 10 - SECTOR ANALYSIS



SECTOR 1 = FL to I1, SECTOR 2 = I1 to FL, DIFF = Difference To Personal Best Lap, P = Crossed Finish Line in Pit Lane, D = Time Disallowed

P9 13 MZ		Gordon RYAN		MZ ETZ250 - Prism Work Psychology		
IDEAL LAP TIME : 1:55.312		BEST LAP TIME : 1:55.518		DIFFERENCE : 0.206		
LAP	SECTOR 1	SECTOR 2	LAP TIME	MPH	DIFF	TIME OF DAY
1 -		48.204	2:33.486	51.13	37.968	14:55:50.287
2 -	1:07.749	48.277	1:56.026 (2)	67.64	0.508	14:57:46.313
3 -	1:08.389	48.486	1:56.875 (3)	67.14	1.357	14:59:43.188
4 -	1:08.633	48.678	1:57.311	66.89	1.793	15:01:40.499
5 -	1:08.701	49.067	1:57.768	66.64	2.250	15:03:38.267
6 -	1:08.124	49.120	1:57.244	66.93	1.726	15:05:35.511
7 -	1:10.334	51.453	2:01.787	64.44	6.269	15:07:37.298
8 -	1:10.767	50.426	2:01.193	64.75	5.675	15:09:38.491
9 -	1:07.955	47.563	1:55.518 (1)	67.93		15:11:34.009

P10 7 MZ		John ASHMEAD		MZ ETZ250 -		
IDEAL LAP TIME : 1:55.432		BEST LAP TIME : 1:56.215		DIFFERENCE : 0.783		
LAP	SECTOR 1	SECTOR 2	LAP TIME	MPH	DIFF	TIME OF DAY
1 -		48.009	2:34.885	50.67	38.670	14:55:51.686
2 -	1:09.314	47.489	1:56.803 (2)	67.19	0.588	14:57:48.489
3 -	1:09.260	47.587	1:56.847 (3)	67.16	0.632	14:59:45.336
4 -	1:08.578	47.637	1:56.215 (1)	67.53		15:01:41.551
5 -	1:08.447	48.621	1:57.068	67.03	0.853	15:03:38.619
6 -	1:08.196	49.676	1:57.872	66.58	1.657	15:05:36.491
7 -	1:09.560	51.506	2:01.066	64.82	4.851	15:07:37.557
8 -	1:10.400	50.196	2:00.596	65.07	4.381	15:09:38.153
9 -	1:09.623	47.236	1:56.859	67.15	0.644	15:11:35.012

P11 17 GPF		David PATERSON		Aprilia RS250 - The love of a good woman		
IDEAL LAP TIME : 1:59.960		BEST LAP TIME : 2:01.034		DIFFERENCE : 1.074		
LAP	SECTOR 1	SECTOR 2	LAP TIME	MPH	DIFF	TIME OF DAY
1 -		51.031	2:08.807	60.92	7.773	14:55:25.608
2 -	1:11.662	50.462	2:02.124	64.26	1.090	14:57:27.732
3 -	1:11.277	50.114	2:01.391	64.65	0.357	14:59:29.123
4 -	1:12.269	51.086	2:03.355	63.62	2.321	15:01:32.478
5 -	1:10.608	50.620	2:01.228	64.73	0.194	15:03:33.706
6 -	1:11.084	50.962	2:02.046	64.30	1.012	15:05:35.752
7 -	1:09.846	51.189	2:01.035 (2)	64.84	0.001	15:07:36.787
8 -	1:10.648	50.412	2:01.060 (3)	64.82	0.026	15:09:37.847
9 -	1:10.746	50.288	2:01.034 (1)	64.84		15:11:38.881

P12 11 MZ R		Carl CRIPPS		MZ ETZ250 - MIS UK LTD		
IDEAL LAP TIME : 1:57.157		BEST LAP TIME : 1:57.157		DIFFERENCE : 0.000		
LAP	SECTOR 1	SECTOR 2	LAP TIME	MPH	DIFF	TIME OF DAY
1 -		51.345	2:40.793	48.80	43.636	14:55:57.594
2 -	1:12.767	50.644	2:03.411	63.59	6.254	14:58:01.005
3 -	1:10.550	50.152	2:00.702	65.02	3.545	15:00:01.707
4 -	1:11.077	49.783	2:00.860	64.93	3.703	15:02:02.567
5 -	1:09.938	48.852	1:58.790	66.06	1.633	15:04:01.357
6 -	1:10.931	48.964	1:59.895	65.45	2.738	15:06:01.252
7 -	1:09.744	48.180	1:57.924 (2)	66.55	0.767	15:07:59.176
8 -	1:09.725	47.432	1:57.157 (1)	66.98		15:09:56.333
9 -	1:10.209	47.828	1:58.037 (3)	66.48	0.880	15:11:54.370

BMCRC - MRO Championships 2023 - Rnd 5 @ Cadwell Park

Illuminate Design 250MZs & Blue Haze GPF 2-Stroke

RACE 10 - SECTOR ANALYSIS



SECTOR 1 = FL to I1, SECTOR 2 = I1 to FL, DIFF = Difference To Personal Best Lap, P = Crossed Finish Line in Pit Lane, D = Time Disallowed

P13		8 MZ		Rich ASKEW		MZ ETZ - L+R construction	
IDEAL LAP TIME : 1:57.596		BEST LAP TIME : 1:57.596		DIFFERENCE : 0.000			
LAP	SECTOR 1	SECTOR 2	LAP TIME	MPH	DIFF	TIME OF DAY	
1 -		51.156	2:40.677	48.84	43.081	14:55:57.478	
2 -	1:10.535	48.307	1:58.842	66.03	1.246	14:57:56.320	
3 -	1:11.961	48.301	2:00.262	65.25	2.666	14:59:56.582	
4 -	1:11.729	48.524	2:00.253	65.26	2.657	15:01:56.835	
5 -	1:13.371	50.150	2:03.521	63.53	5.925	15:04:00.356	
6 -	1:11.129	48.481	1:59.610	65.61	2.014	15:05:59.966	
7 -	1:10.610	47.689	1:58.299 (2)	66.34	0.703	15:07:58.265	
8 -	1:10.087	47.509	1:57.596 (1)	66.73		15:09:55.861	
9 -	1:10.475	48.232	1:58.707 (3)	66.11	1.111	15:11:54.568	

P14		565 MZ		Louis KERSHAW		MZ ETZ250 - Team Lucky Streetsy/Walkers Campers	
IDEAL LAP TIME : 1:50.531		BEST LAP TIME : 1:50.592		DIFFERENCE : 0.061			
LAP	SECTOR 1	SECTOR 2	LAP TIME	MPH	DIFF	TIME OF DAY	
1 -		46.404	2:30.750	52.06	40.158	14:55:47.551	
2 -	1:05.474	46.284	1:51.758	70.22	1.166	14:57:39.309	
3 -	1:05.923	45.916	1:51.839	70.17	1.247	14:59:31.148	
4 -	1:06.982	46.998	1:53.980	68.85	3.388	15:01:25.128	
5 -	1:05.193	46.129	1:51.322 (2)	70.49	0.730	15:03:16.450	
6 -	1:04.939	45.653	1:50.592 (1)	70.96		15:05:07.042	
7 -	1:05.823	46.313	1:52.136	69.98	1.544	15:06:59.178	
8 -	1:05.672	45.650	1:51.322 (2)	70.49	0.730	15:08:50.500	
9 -	1:07.165	46.539	1:53.704	69.02	3.112	15:10:44.204	

P15		566 MZ		Michael WILBY		MZ ETZ 250 - Sziler UK	
IDEAL LAP TIME : 2:02.973		BEST LAP TIME : 2:03.080		DIFFERENCE : 0.107			
LAP	SECTOR 1	SECTOR 2	LAP TIME	MPH	DIFF	TIME OF DAY	
1 -		50.627	2:40.582	48.87	37.502	14:55:57.383	
2 -	1:12.690	51.038	2:03.728 (2)	63.43	0.648	14:58:01.111	
3 -	1:12.347	50.733	2:03.080 (1)	63.76		15:00:04.191	
4 -	1:12.346	51.494	2:03.840 (3)	63.37	0.760	15:02:08.031	

BMCRC - MRO Championships 2023 - Rnd 5 @ Cadwell Park

Illuminate Design 250MZs & Blue Haze GPF 2-Stroke

RACE 10 - BEST SECTORS

SECTOR 1			SECTOR 2			IDEAL / BEST COMPARISON						
POS	NO	NAME	TIME	NO	NAME	TIME	POS	NO	NAME	IDEAL	BEST	DIFF
									PERFECT LAP	1:44.592		
1	22	BALLERINI	1:00.473	18	BALL	44.119	1	22	BALLERINI	1:44.695	1:44.770	0.075
2	18	BALL	1:02.010	22	BALLERINI	44.222	2	18	BALL	1:46.129	1:46.257	0.128
3	26	LEE	1:04.417	96	KENT	45.021	3	85	WALES	1:50.313	1:50.713	0.400
4	565	KERSHAW	1:04.881	85	WALES	45.304	4	26	LEE	1:50.356	1:50.439	0.083
5	69	MANN	1:04.907	565	KERSHAW	45.650	5	96	KENT	1:50.467	1:50.961	0.494
6	85	WALES	1:05.009	26	LEE	45.939	6	565	KERSHAW	1:50.531	1:50.592	0.061
7	95	ROGERS	1:05.045	95	ROGERS	45.977	7	69	MANN	1:50.915	1:51.053	0.138
8	96	KENT	1:05.446	69	MANN	46.008	8	95	ROGERS	1:51.022	1:51.102	0.080
9	94	LAMACRAFT	1:07.692	7	ASHMEAD	47.236	9	94	LAMACRAFT	1:55.173	1:55.769	0.596
10	13	RYAN	1:07.749	11	CRIPPS	47.432	10	13	RYAN	1:55.312	1:55.518	0.206
11	7	ASHMEAD	1:08.196	94	LAMACRAFT	47.481	11	7	ASHMEAD	1:55.432	1:56.215	0.783
12	11	CRIPPS	1:09.725	8	ASKEW	47.509	12	11	CRIPPS	1:57.157	1:57.157	0.000
13	17	PATERSON	1:09.846	13	RYAN	47.563	13	8	ASKEW	1:57.596	1:57.596	0.000
14	8	ASKEW	1:10.087	17	PATERSON	50.114	14	17	PATERSON	1:59.960	2:01.034	1.074
15	566	WILBY	1:12.346	566	WILBY	50.627	15	566	WILBY	2:02.973	2:03.080	0.107
16												

BMCRC - MRO Championships 2023 - Rnd 5 @ Cadwell Park

Illuminate Design 250MZs & Blue Haze GPF 2-Stroke

RACE 10 - STATISTICS

Competitors Started	16
Planned Start	2023-07-02 @ 14:31:00.000
Actual Start	2023-07-02 @ 14:53:16.800
Finish Time	2023-07-02 @ 15:11:03.662
Track Length	2.1800mi.
Total Laps	137
Total Distance Covered	298.6625mi.

Session Fastest Lap History

NO	CL	NAME	LAP TIME	TIME OF DAY	LAP	VEHICLE
22	GPF	Rik BALLERINI	1:46.983	14:56:57.151	2	Yamaha TZ 250
22	GPF	Rik BALLERINI	1:46.125	14:58:43.275	3	Yamaha TZ 250
22	GPF	Rik BALLERINI	1:44.770	15:00:28.046	4	Yamaha TZ 250

Session Leader History

NO	CL	NAME	FROM LAP	LAPS LED	DISTANCE	VEHICLE
22	GPF	Rik BALLERINI	1	10	21.80 miles	Yamaha TZ 250

Flag History

TYPE	TIME OF DAY
GREEN	14:53:16.800
FINISH	15:11:03.662

Flag Statistics

TYPE	COUNT	TOTAL LAPS	TOTAL TIME
Green	1	10	19:30.747
Red	0	0	0.000
Safety Car	0	0	0.000
FCY	0	0	0.000

BMCRC - MRO Championships 2023 - Rnd 5 @ Cadwell Park

Illuminate Design 250MZs & Blue Haze GPF 2-Stroke

RACE 10 - STATISTICS

CLASS : GPF

4 Starters

Fastest Lap History

NO	NAME	LAP TIME	TIME OF DAY	LAP	VEHICLE
22	Rik BALLERINI	1:46.983	14:56:57.151	2	Yamaha TZ 250
22	Rik BALLERINI	1:46.125	14:58:43.275	3	Yamaha TZ 250
22	Rik BALLERINI	1:44.770	15:00:28.046	4	Yamaha TZ 250

Leader History

NO	NAME	FROM LAP	LAPS LED	DISTANCE	VEHICLE
22	Rik BALLERINI	1	10	21.80 miles	Yamaha TZ 250

BMCRC - MRO Championships 2023 - Rnd 5 @ Cadwell Park

Illuminate Design 250MZs & Blue Haze GPF 2-Stroke

RACE 10 - STATISTICS

CLASS : MZ

10 Starters

Fastest Lap History

NO	NAME	LAP TIME	TIME OF DAY	LAP	VEHICLE
96	Chris KENT	1:52.369	14:57:39.163	2	MZ ETZ 250
565	Louis KERSHAW	1:51.758	14:57:39.298	2	MZ ETZ250
96	Chris KENT	1:51.693	14:59:30.857	3	MZ ETZ 250
69	Alexander MANN	1:51.256	15:03:15.962	5	MZ TS 250
85	Andrew WALES	1:50.994	15:03:16.067	5	MZ ETZ 250
565	Louis KERSHAW	1:50.592	15:05:07.079	6	MZ ETZ250

Leader History

NO	NAME	FROM LAP	LAPS LED	DISTANCE	VEHICLE
69	Alexander MANN	1	1	2.18 miles	MZ TS 250
96	Chris KENT	2	4	8.72 miles	MZ ETZ 250
565	Louis KERSHAW	6	1	2.18 miles	MZ ETZ250
96	Chris KENT	7	3	6.54 miles	MZ ETZ 250
85	Andrew WALES	10	1	2.18 miles	MZ ETZ 250

BMCRC - MRO Championships 2023 - Rnd 5 @ Cadwell Park

Illuminate Design 250MZs & Blue Haze GPF 2-Stroke

RACE 10 - STATISTICS

CLASS : MZ R

2 Starters

Fastest Lap History

NO	NAME	LAP TIME	TIME OF DAY	LAP	VEHICLE
94	Harry LAMACRAFT	1:56.346	14:57:48.001	2	MZ ETZ250
94	Harry LAMACRAFT	1:55.769	15:11:29.952	9	MZ ETZ250

Leader History

NO	NAME	FROM LAP	LAPS LED	DISTANCE	VEHICLE
94	Harry LAMACRAFT	1	9	19.62 miles	MZ ETZ250

PART
MOTORSPORT

Helix
Homes

GF RACING UK 



INTA
MOTORCYCLE SERVICES LTD

BMCRC FORMULA 400 & INTA MOTORCYCLES BLUE HAZE GP



BMCRC-MRO Championships - Round 5

Cadwell Park

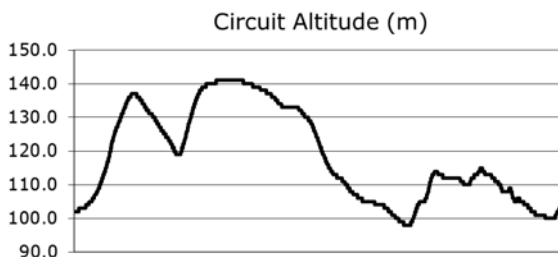
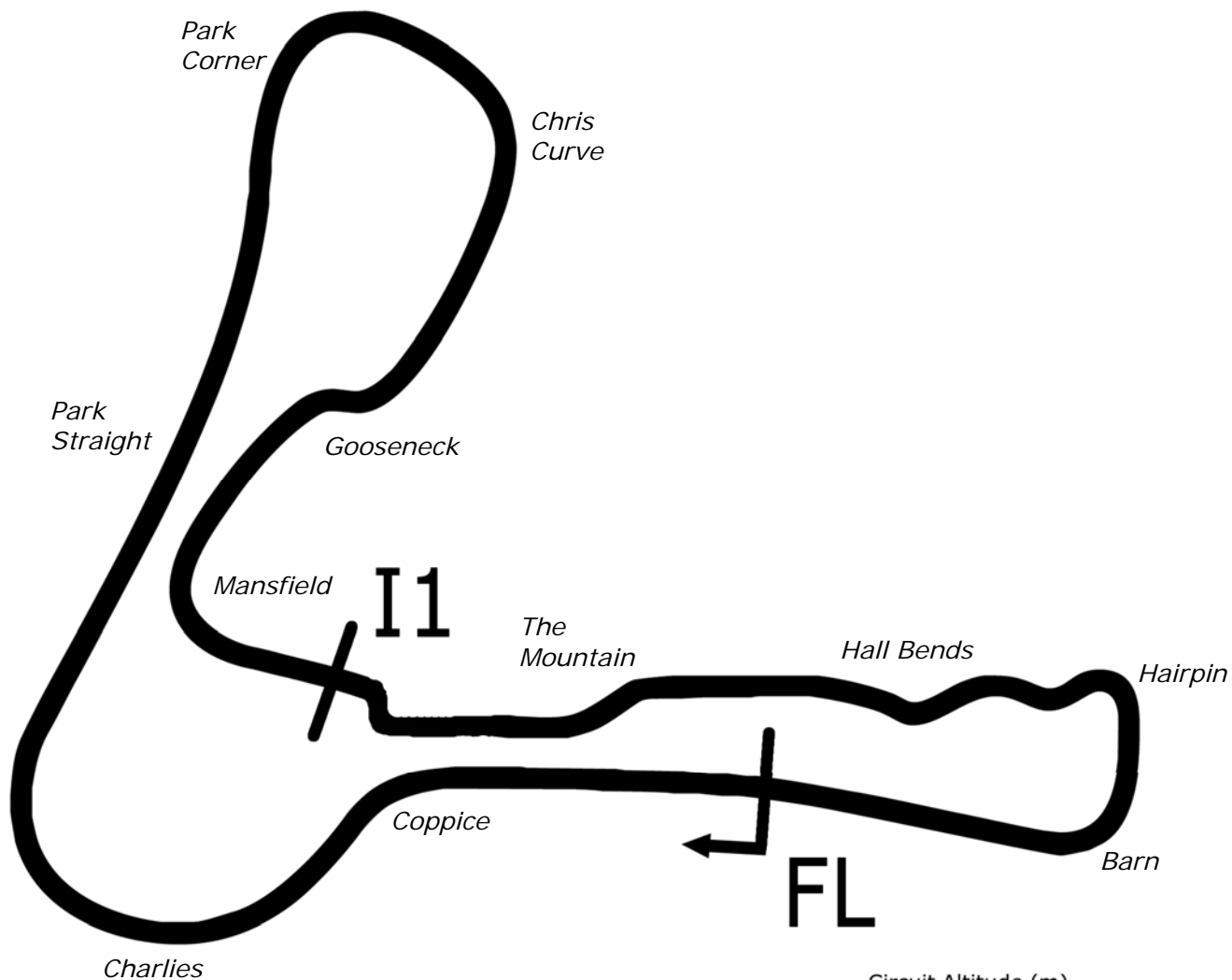
1st / 2nd July 2023



Timing & Results Provided by Timing Solutions Ltd

www.tsl-timing.com

Cadwell Park



Length	2.1800 miles	3508.4 m	
FL		53.31024 N	0.05940 W
I1	2330m	53.30708 N	0.06270 W
Pit Entry	3472m	53.31103 N	0.05889 W
Pit Exit	0m after FL	53.31030 N	0.05940 W
Pit Entry-Pit Exit 92m, 6.6s @50kph, 5.5s @60kph			

All results available at www.tsl-timing.com

BMCRC - MRO Championships 2023 - Rnd 5 @ Cadwell Park

BMCRC Formula 400 & INTA Motorcycles Blue Haze GP 2-Stroke

QUALIFYING - CLASSIFICATION

POS	NO	CL	PIC NAME	ENTRY	TIME	ON	LAPS	GAP	DIFF	MPH
1	13	GP	1 Doug EDMONDSON	Yamaha TZ250 - Stan Stephens Tuning	1:50.450	1	1			71.05
2	83	S	1 Peter GIBSON	Honda VFR400 -	1:54.391	2	4	3.941	3.941	68.60
3	20	GP	2 Gavin MILLS	Honda RS250 - Reg Richardson Racing	1:55.136	1	1	4.686	0.745	68.16
4	151	S	2 Nick SMITH	Kawasaki ZXR400 - Hi-Precision Engineering Ltd	1:55.425	1	3	4.975	0.289	67.99
5	5	GP	3 John LEA	Yamaha TZ 250 - P G & J Lea Plumbing & heating	1:56.321	3	3	5.871	0.896	67.46
6	25	M	1 Haydon SMITH	Kawasaki ZXR400 - HI-Precision Engineering Ltd	1:59.108	1	3	8.658	2.787	65.89
7	16	S	3 Alan MAJOR	Kawasaki ZXR400 - Major Performance Developments	2:01.888	1	1	11.438	2.780	64.38
8	7	M	2 Pete FISHWICK	Yamaha TZR 250 -	2:04.452	3	3	14.002	2.564	63.06
9	115	S/R	1 Jake DONKERSLEY	Honda VFR400 NC30 -	2:06.517	3	3	16.067	2.065	62.03
10	90	S	4 Steve RAPA	Honda RVF400 (BRUCE) - My Own Fair Hands	2:06.945	3	3	16.495	0.428	61.82
11	400	S	5 Stuart THURTL	Kawasaki NINJA 400 - TeamTortoise Racing	2:07.068	2	3	16.618	0.123	61.76
12	57	S/R	2 John WILTON	Kawasaki ZXR400 -	2:07.269	3	3	16.819	0.201	61.66
13	27	S/R	3 Lucian Silviu SINCA	Kawasaki ZX400R -	2:08.510	1	1	18.060	1.241	61.06
14	3	GP	4 Tom BARRETT	Honda RS250 -	2:08.789	1	3	18.339	0.279	60.93
15	99	M	3 Jack WOLFF	Kawasaki NINJA 300 - Nym Technologies Racing	2:09.594	1	2	19.144	0.805	60.55
16	477	S	6 Kade WATT	Kawasaki NINJA 400 - JMF Contracts	2:10.123	2	4	19.673	0.529	60.31
17	26	GP	5 Josh WAINWRIGHT	Yamaha TZ 350 - JW MOT Centre	2:11.075	2	2	20.625	0.952	59.87
18	187	S/R	4 Scott DERMOTT	Honda CBR400RR-N NC29 - TwoClicksOut Racing	2:14.465	2	3	24.015	3.390	58.36
19	110	S	7 Mark HAIGH	Aprilia RS250 - Chesterfield CarClinic/The Tuning Work	2:16.048	1	3	25.598	1.583	57.68
20	42	S	8 Martin PEARSON	Yamaha TZR250 -	2:16.271	1	2	25.821	0.223	57.59
21	199	GP	6 Michael FROST	Yamaha TZ250 4DP -	2:16.391	2	3	25.941	0.120	57.54
22	12	S/R	5 Kees RAMSEY	Kawasaki NINJA 400CC -	2:22.564	1	1	32.114	6.173	55.04
23	75	S	9 Morgan CREASEY	Kawasaki Ninja - Warics Ltd	2:23.285	2	4	32.835	0.721	54.77
24	135	S	10 Zack WESTON	Kawasaki NINJA 400 - NW Racing			0			
25	17	S/R	6 Freddie BATE	Kawasaki NINJA 300 - hartjay			0			
26	88	S/R	7 Florentin STANCIU	Kawasaki ZXR400 - RAP Racing Team			0			
27	46	S	11 Sam MASON	Kawasaki ZXR400 -			0			
28	24	S	12 Harley GODZISZ	Honda NC30 - SonicRacing.co.uk			0			
29	10	M	4 Mike BRUNSDON	Kawasaki NINJA 400 - Parts Europe			0			
30	8	GP	7 Phil ATKINSON	Yamaha TZ350 - ROSE MOT/Q Oil Treatments			0			

Weather / Track : Drizzle / Damp

These results are provisional until the conclusion of any judicial and technical matters.

Cadwell Park: 2.1800 miles

Date: 01/07/2023 Start: 09:46 Finish: 09:56

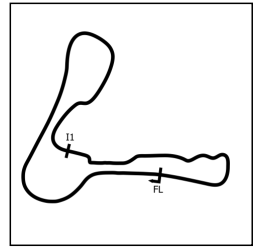
Clerk Of Course :	Stewards :	Timekeeper : <i>Craig Smith</i>
-------------------	------------	------------------------------------

Results can be found at www.tsl-timing.com

Printed - 09:58 Saturday, 01 July 2023



BMCRC - MRO Championships 2023 - Rnd 5 @ Cadwell Park
BMCRC Formula 400 & INTA Motorcycles Blue Haze GP 2-Stroke
QUALIFYING - SECTOR ANALYSIS



SECTOR 1 = FL to I1, SECTOR 2 = I1 to FL, DIFF = Difference To Personal Best Lap, P = Crossed Finish Line in Pit Lane, D = Time Disallowed

P1	13 GP	Doug EDMONDSON	Yamaha TZ250 - Stan Stephens Tuning			
IDEAL LAP TIME : 1:50.450		BEST LAP TIME : 1:50.450		DIFFERENCE : 0.000		
LAP	SECTOR 1	SECTOR 2	LAP TIME	MPH	DIFF	TIME OF DAY
1 -	1:03.856	46.594	1:50.450 (1)	71.05		09:48:49.640

P2	83 S	Peter GIBSON	Honda VFR400 -			
IDEAL LAP TIME : 1:54.391		BEST LAP TIME : 1:54.391		DIFFERENCE : 0.000		
LAP	SECTOR 1	SECTOR 2	LAP TIME	MPH	DIFF	TIME OF DAY
1 -	1:10.015	48.151	1:58.166 (2)	66.41	3.775	09:48:57.108
2 -	1:06.507	47.884	1:54.391 (1)	68.60		09:50:51.499
3 -	1:10.749	50.277	2:01.026 (3)	64.84	6.635	09:52:52.525
4 -	1:11.127	50.689	2:01.816	64.42	7.425	09:54:54.341

P3	20 GP	Gavin MILLS	Honda RS250 - Reg Richardson Racing			
IDEAL LAP TIME : 1:55.136		BEST LAP TIME : 1:55.136		DIFFERENCE : 0.000		
LAP	SECTOR 1	SECTOR 2	LAP TIME	MPH	DIFF	TIME OF DAY
1 -	1:06.414	48.722	1:55.136 (1)	68.16		09:48:59.876

P4	151 S	Nick SMITH	Kawasaki ZXR400 - Hi-Precision Engineering Ltd			
IDEAL LAP TIME : 1:55.425		BEST LAP TIME : 1:55.425		DIFFERENCE : 0.000		
LAP	SECTOR 1	SECTOR 2	LAP TIME	MPH	DIFF	TIME OF DAY
1 -	1:09.608	45.817	1:55.425 (1)	67.99		09:49:01.265
2 -	1:09.612	47.947	1:57.559 (2)	66.75	2.134	09:50:58.824
3 -	1:11.346	51.361	2:02.707 (3)	63.95	7.282	09:53:01.531

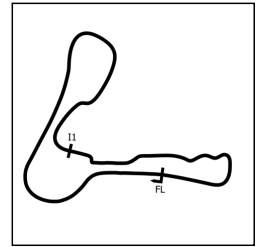
P5	5 GP	John LEA	Yamaha TZ 250 - P G & J Lea Plumbing & heating			
IDEAL LAP TIME : 1:56.321		BEST LAP TIME : 1:56.321		DIFFERENCE : 0.000		
LAP	SECTOR 1	SECTOR 2	LAP TIME	MPH	DIFF	TIME OF DAY
1 -	1:08.820	48.599	1:57.419 (2)	66.83	1.098	09:49:00.838
2 -	1:11.700	48.642	2:00.342 (3)	65.21	4.021	09:51:01.180
3 -	1:08.308	48.013	1:56.321 (1)	67.46		09:52:57.501

P6	25 M	Haydon SMITH	Kawasaki ZXR400 - HI-Precision Engineering Ltd			
IDEAL LAP TIME : 1:59.108		BEST LAP TIME : 1:59.108		DIFFERENCE : 0.000		
LAP	SECTOR 1	SECTOR 2	LAP TIME	MPH	DIFF	TIME OF DAY
1 -	1:10.363	48.745	1:59.108 (1)	65.89		09:49:04.621
2 -	1:32.756	53.282	2:26.038 (3)	53.73	26.930	09:51:30.659
3 -	1:15.647	52.183	2:07.830 (2)	61.39	8.722	09:53:38.489

P7	16 S	Alan MAJOR	Kawasaki ZXR400 - Major Performance Developments			
IDEAL LAP TIME : 2:01.888		BEST LAP TIME : 2:01.888		DIFFERENCE : 0.000		
LAP	SECTOR 1	SECTOR 2	LAP TIME	MPH	DIFF	TIME OF DAY
1 -	1:11.220	50.668	2:01.888 (1)	64.38		09:49:08.088

P8	7 M	Pete FISHWICK	Yamaha TZR 250 -			
IDEAL LAP TIME : 2:04.438		BEST LAP TIME : 2:04.452		DIFFERENCE : 0.014		
LAP	SECTOR 1	SECTOR 2	LAP TIME	MPH	DIFF	TIME OF DAY
1 -	1:17.959	55.596	2:13.555 (3)	58.76	9.103	09:49:24.966
2 -	1:12.891	53.183	2:06.074 (2)	62.24	1.622	09:51:31.040
3 -	1:11.255	53.197	2:04.452 (1)	63.06		09:53:35.492

BMCRC - MRO Championships 2023 - Rnd 5 @ Cadwell Park
BMCRC Formula 400 & INTA Motorcycles Blue Haze GP 2-Stroke
QUALIFYING - SECTOR ANALYSIS



SECTOR 1 = FL to I1, SECTOR 2 = I1 to FL, DIFF = Difference To Personal Best Lap, P = Crossed Finish Line in Pit Lane, D = Time Disallowed

P9	115 S/R	Jake DONKERSLEY	Honda VFR400 NC30 -			
IDEAL LAP TIME : 1:59.805		BEST LAP TIME : 2:06.517	DIFFERENCE : 6.712			
LAP	SECTOR 1	SECTOR 2	LAP TIME	MPH	DIFF	TIME OF DAY
1 -	1:09.471	1:07.505	2:16.976 (3)	57.29	10.459	09:49:16.791
2 -	1:12.684	56.065	2:08.749 (2)	60.95	2.232	09:51:25.540
3 -	1:16.183	50.334	2:06.517 (1)	62.03		09:53:32.057

P10	90 S	Steve RAPA	Honda RVF400 (BRUCE) - My Own Fair Hands			
IDEAL LAP TIME : 2:06.776		BEST LAP TIME : 2:06.945	DIFFERENCE : 0.169			
LAP	SECTOR 1	SECTOR 2	LAP TIME	MPH	DIFF	TIME OF DAY
1 -	1:14.967	58.962	2:13.929 (3)	58.59	6.984	09:49:25.535
2 -	1:16.043	52.396	2:08.439 (2)	61.10	1.494	09:51:33.974
3 -	1:14.380	52.565	2:06.945 (1)	61.82		09:53:40.919

P11	400 S	Stuart THURTL	Kawasaki NINJA 400 - TeamTortoise Racing			
IDEAL LAP TIME : 2:06.754		BEST LAP TIME : 2:07.068	DIFFERENCE : 0.314			
LAP	SECTOR 1	SECTOR 2	LAP TIME	MPH	DIFF	TIME OF DAY
1 -	1:15.239	56.358	2:11.597 (3)	59.63	4.529	09:49:26.405
2 -	1:13.916	53.152	2:07.068 (1)	61.76		09:51:33.473
3 -	1:13.602	53.728	2:07.330 (2)	61.63	0.262	09:53:40.803

P12	57 S/R	John WILTON	Kawasaki ZXR400 -			
IDEAL LAP TIME : 2:07.269		BEST LAP TIME : 2:07.269	DIFFERENCE : 0.000			
LAP	SECTOR 1	SECTOR 2	LAP TIME	MPH	DIFF	TIME OF DAY
1 -	1:17.043	57.276	2:14.319 (3)	58.42	7.050	09:49:24.049
2 -	1:15.364	52.168	2:07.532 (2)	61.53	0.263	09:51:31.581
3 -	1:15.116	52.153	2:07.269 (1)	61.66		09:53:38.850

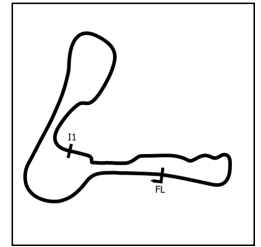
P13	27 S/R	Lucian Silviu SINCA	Kawasaki ZX400R -			
IDEAL LAP TIME : 2:08.510		BEST LAP TIME : 2:08.510	DIFFERENCE : 0.000			
LAP	SECTOR 1	SECTOR 2	LAP TIME	MPH	DIFF	TIME OF DAY
1 -	1:14.208	54.302	2:08.510 (1)	61.06		09:49:18.151

P14	3 GP	Tom BARRETT	Honda RS250 -			
IDEAL LAP TIME : 2:08.789		BEST LAP TIME : 2:08.789	DIFFERENCE : 0.000			
LAP	SECTOR 1	SECTOR 2	LAP TIME	MPH	DIFF	TIME OF DAY
1 -	1:14.265	54.524	2:08.789 (1)	60.93		09:49:13.616
2 -	1:15.422	55.984	2:11.406 (2)	59.72	2.617	09:51:25.022
3 -	1:16.843	55.471	2:12.314 (3)	59.31	3.525	09:53:37.336

P15	99 M	Jack WOLFF	Kawasaki NINJA 300 - Nym Technologies Racing			
IDEAL LAP TIME : 2:09.594		BEST LAP TIME : 2:09.594	DIFFERENCE : 0.000			
LAP	SECTOR 1	SECTOR 2	LAP TIME	MPH	DIFF	TIME OF DAY
1 -	1:15.667	53.927	2:09.594 (1)	60.55		09:49:09.312
2 -	1:18.913	57.778	2:16.691 (2)	57.41	7.097	09:51:26.003

P16	477 S	Kade WATT	Kawasaki NINJA 400 - JMF Contracts			
IDEAL LAP TIME : 2:10.123		BEST LAP TIME : 2:10.123	DIFFERENCE : 0.000			
LAP	SECTOR 1	SECTOR 2	LAP TIME	MPH	DIFF	TIME OF DAY
1 -	1:20.766	1:44.585	3:05.351	42.34	55.228	09:50:17.042
2 -	1:16.129	53.994	2:10.123 (1)	60.31		09:52:27.165
3 -	1:17.239	54.643	2:11.882 (2)	59.50	1.759	09:54:39.047
4 -	1:22.037	1:02.401	2:24.438 (3)	54.33	14.315	09:57:03.485

BMCRC - MRO Championships 2023 - Rnd 5 @ Cadwell Park
BMCRC Formula 400 & INTA Motorcycles Blue Haze GP 2-Stroke
QUALIFYING - SECTOR ANALYSIS



SECTOR 1 = FL to I1, SECTOR 2 = I1 to FL, DIFF = Difference To Personal Best Lap, P = Crossed Finish Line in Pit Lane, D = Time Disallowed

P17	26 GP	Josh WAINWRIGHT	Yamaha TZ 350 - JW MOT Centre			
IDEAL LAP TIME : 2:11.075		BEST LAP TIME : 2:11.075		DIFFERENCE : 0.000		
LAP	SECTOR 1	SECTOR 2	LAP TIME	MPH	DIFF	TIME OF DAY
1 -	1:22.230	54.919	2:17.149 (2)	57.22	6.074	09:49:49.185
2 -	1:16.693	54.382	2:11.075 (1)	59.87		09:52:00.260
P18	187 S/R	Scott DERMOTT	Honda CBR400RR-N NC29 - TwoClicksOut Racing			
IDEAL LAP TIME : 2:14.257		BEST LAP TIME : 2:14.465		DIFFERENCE : 0.208		
LAP	SECTOR 1	SECTOR 2	LAP TIME	MPH	DIFF	TIME OF DAY
1 -	1:19.624	57.236	2:16.860 (2)	57.34	2.395	09:49:31.411
2 -	1:19.832	54.633	2:14.465 (1)	58.36		09:51:45.876
3 -	1:20.970	56.554	2:17.524 (3)	57.06	3.059	09:54:03.400
P19	110 S	Mark HAIGH	Aprilia RS250 - Chesterfield CarClinic/The Tuning Works			
IDEAL LAP TIME : 2:15.312		BEST LAP TIME : 2:16.048		DIFFERENCE : 0.736		
LAP	SECTOR 1	SECTOR 2	LAP TIME	MPH	DIFF	TIME OF DAY
1 -	1:17.543	58.505	2:16.048 (1)	57.68		09:49:24.882
2 -	1:19.849	57.769	2:17.618 (2)	57.02	1.570	09:51:42.500
3 -	1:21.328	57.897	2:19.225 (3)	56.36	3.177	09:54:01.725
P20	42 S	Martin PEARSON	Yamaha TZR250 -			
IDEAL LAP TIME : 2:16.271		BEST LAP TIME : 2:16.271		DIFFERENCE : 0.000		
LAP	SECTOR 1	SECTOR 2	LAP TIME	MPH	DIFF	TIME OF DAY
1 -	1:18.717	57.554	2:16.271 (1)	57.59		09:49:20.363
2 -	1:19.906	58.519	2:18.425 (2)	56.69	2.154	09:51:38.788
P21	199 GP	Michael FROST	Yamaha TZ250 4DP -			
IDEAL LAP TIME : 2:16.310		BEST LAP TIME : 2:16.391		DIFFERENCE : 0.081		
LAP	SECTOR 1	SECTOR 2	LAP TIME	MPH	DIFF	TIME OF DAY
1 -	1:20.977	58.316	2:19.293 (3)	56.34	2.902	09:49:28.620
2 -	1:19.963	56.428	2:16.391 (1)	57.54		09:51:45.011
3 -	1:19.882	58.447	2:18.329 (2)	56.73	1.938	09:54:03.340
P22	12 S/R	Kees RAMSEY	Kawasaki NINJA 400CC -			
IDEAL LAP TIME : 2:22.564		BEST LAP TIME : 2:22.564		DIFFERENCE : 0.000		
LAP	SECTOR 1	SECTOR 2	LAP TIME	MPH	DIFF	TIME OF DAY
1 -	1:22.092	1:00.472	2:22.564 (1)	55.04		09:49:39.134
P23	75 S	Morgan CREASEY	Kawasaki Ninja - Warics Ltd			
IDEAL LAP TIME : 2:21.893		BEST LAP TIME : 2:23.285		DIFFERENCE : 1.392		
LAP	SECTOR 1	SECTOR 2	LAP TIME	MPH	DIFF	TIME OF DAY
1 -	1:24.519	2:03.178	3:27.697	37.78	1:04.412	09:50:45.069
2 -	1:25.911	57.374	2:23.285 (1)	54.77		09:53:08.354
3 -	1:24.752	59.153	2:23.905 (2)	54.53	0.620	09:55:32.259
4 -	1:25.786	59.168	2:24.954 (3)	54.14	1.669	09:57:57.213

BMCRC - MRO Championships 2023 - Rnd 5 @ Cadwell Park

BMCRC Formula 400 & INTA Motorcycles Blue Haze GP 2-Stroke

QUALIFYING - BEST SECTORS

SECTOR 1			SECTOR 2			IDEAL / BEST COMPARISON						
POS	NO	NAME	TIME	NO	NAME	TIME	POS	NO	NAME	IDEAL	BEST	DIFF
									PERFECT LAP	1:49.673		
1	13	EDMONDSON	1:03.856	151	SMITH	45.817	1	13	EDMONDSON	1:50.450	1:50.450	0.000
2	20	MILLS	1:06.414	13	EDMONDSON	46.594	2	83	GIBSON	1:54.391	1:54.391	0.000
3	83	GIBSON	1:06.507	83	GIBSON	47.884	3	20	MILLS	1:55.136	1:55.136	0.000
4	5	LEA	1:08.308	5	LEA	48.013	4	151	SMITH	1:55.425	1:55.425	0.000
5	115	DONKERSLEY	1:09.471	20	MILLS	48.722	5	5	LEA	1:56.321	1:56.321	0.000
6	151	SMITH	1:09.608	25	SMITH	48.745	6	25	SMITH	1:59.108	1:59.108	0.000
7	25	SMITH	1:10.363	115	DONKERSLEY	50.334	7	115	DONKERSLEY	1:59.805	2:06.517	6.712
8	16	MAJOR	1:11.220	16	MAJOR	50.668	8	16	MAJOR	2:01.888	2:01.888	0.000
9	7	FISHWICK	1:11.255	57	WILTON	52.153	9	7	FISHWICK	2:04.438	2:04.452	0.014
10	400	THURTL	1:13.602	90	RAPA	52.396	10	400	THURTL	2:06.754	2:07.068	0.314
11	27	SINCA	1:14.208	400	THURTL	53.152	11	90	RAPA	2:06.776	2:06.945	0.169
12	3	BARRETT	1:14.265	7	FISHWICK	53.183	12	57	WILTON	2:07.269	2:07.269	0.000
13	90	RAPA	1:14.380	99	WOLFF	53.927	13	27	SINCA	2:08.510	2:08.510	0.000
14	57	WILTON	1:15.116	477	WATT	53.994	14	3	BARRETT	2:08.789	2:08.789	0.000
15	99	WOLFF	1:15.667	27	SINCA	54.302	15	99	WOLFF	2:09.594	2:09.594	0.000
16	477	WATT	1:16.129	26	WAINWRIGHT	54.382	16	477	WATT	2:10.123	2:10.123	0.000
17	26	WAINWRIGHT	1:16.693	3	BARRETT	54.524	17	26	WAINWRIGHT	2:11.075	2:11.075	0.000
18	110	HAIGH	1:17.543	187	DERMOTT	54.633	18	187	DERMOTT	2:14.257	2:14.465	0.208
19	42	PEARSON	1:18.717	199	FROST	56.428	19	110	HAIGH	2:15.312	2:16.048	0.736
20	10	BRUNSDON	1:19.581	75	CREASEY	57.374	20	42	PEARSON	2:16.271	2:16.271	0.000
21	187	DERMOTT	1:19.624	42	PEARSON	57.554	21	199	FROST	2:16.310	2:16.391	0.081
22	199	FROST	1:19.882	110	HAIGH	57.769	22	75	CREASEY	2:21.893	2:23.285	1.392
23	135	WESTON	1:20.314	12	RAMSEY	1:00.472	23	12	RAMSEY	2:22.564	2:22.564	0.000
24	12	RAMSEY	1:22.092									
25	17	BATE	1:22.205									
26	75	CREASEY	1:24.519									
27	8	ATKINSON	1:27.654									
28	88	STANCIU	1:34.356									
29	46	MASON	1:35.040									
30												

BMCRC - MRO Championships 2023 - Rnd 5 @ Cadwell Park
BMCRC Formula 400 & INTA Motorcycles Blue Haze GP 2-Stroke
QUALIFYING - STATISTICS

Competitors Started 30
Planned Start 2023-07-01 @ 09:45:00.000
Actual Start 2023-07-01 @ 09:46:22.982
Finish Time 2023-07-01 @ 09:56:58.938
Track Length 2.1800mi.
Total Laps 59
Total Distance Covered 128.6211mi.

Session Fastest Lap History

NO	CL	NAME	LAP TIME	TIME OF DAY	LAP	VEHICLE
13	GP	Doug EDMONDSON	1:50.450	09:48:49.647	1	Yamaha TZ250

Flag History

TYPE	TIME OF DAY
GREEN	09:46:22.982
FINISH	09:56:58.938

Flag Statistics

TYPE	COUNT	TOTAL LAPS	TOTAL TIME
Green	1	4	11:45.987
Red	0	0	0.000
Safety Car	0	0	0.000
FCY	0	0	0.000

BMCRC - MRO Championships 2023 - Rnd 5 @ Cadwell Park
BMCRC Formula 400 & INTA Motorcycles Blue Haze GP 2-Stroke
QUALIFYING - STATISTICS

CLASS : M

4 Starters

Fastest Lap History

NO	NAME	LAP TIME	TIME OF DAY	LAP	VEHICLE
25	Haydon SMITH	1:59.108	09:49:04.634	1	Kawasaki ZXR400

BMCRC - MRO Championships 2023 - Rnd 5 @ Cadwell Park
BMCRC Formula 400 & INTA Motorcycles Blue Haze GP 2-Stroke
QUALIFYING - STATISTICS

CLASS : S

12 Starters

Fastest Lap History

NO	NAME	LAP TIME	TIME OF DAY	LAP	VEHICLE
83	Peter GIBSON	1:58.166	09:48:57.128	1	Honda VFR400
151	Nick SMITH	1:55.425	09:49:01.278	1	Kawasaki ZXR400
83	Peter GIBSON	1:54.391	09:50:51.519	2	Honda VFR400

BMCRC - MRO Championships 2023 - Rnd 5 @ Cadwell Park
BMCRC Formula 400 & INTA Motorcycles Blue Haze GP 2-Stroke
QUALIFYING - STATISTICS

CLASS : S/R

7 Starters

Fastest Lap History

NO	NAME	LAP TIME	TIME OF DAY	LAP	VEHICLE
115	Jake DONKERSLEY	2:16.976	09:49:16.837	1	Honda VFR400 NC30
27	Lucian Silviu SINCA	2:08.510	09:49:18.163	1	Kawasaki ZX400R
57	John WILTON	2:07.532	09:51:31.594	2	Kawasaki ZXR400
115	Jake DONKERSLEY	2:06.517	09:53:32.102	3	Honda VFR400 NC30

BMCRC - MRO Championships 2023 - Rnd 5 @ Cadwell Park
BMCRC Formula 400 & INTA Motorcycles Blue Haze GP 2-Stroke
QUALIFYING - STATISTICS

CLASS : GP

7 Starters

Fastest Lap History

NO	NAME	LAP TIME	TIME OF DAY	LAP	VEHICLE
13	Doug EDMONDSON	1:50.450	09:48:49.647	1	Yamaha TZ250

BMCRC - MRO Championships 2023 - Rnd 5 @ Cadwell Park

BMCRC Formula 400 & INTA Motorcycles Blue Haze GP 2-Stroke

RACE 5 - GRID (6 Laps)

ROW 10	28	24	Harley GODZISZ	29	10	Mike BRUNSDON	30	8	Phil ATKINSON			
ROW 9	25	17	Freddie BATE	26	88	Florentin STANCIU	27	46	Sam MASON			
ROW 8	22	12	Kees RAMSEY	2:22.564	23	75	Morgan CREASEY	2:23.285	24	135	Zack WESTON	
ROW 7	19	110	Mark HAIGH	2:16.048	20	42	Martin PEARSON	2:16.271	21	199	Michael FROST	2:16.391
ROW 6	16	477	Kade WATT	2:10.123	17	26	Josh WAINWRIGHT	2:11.075	18	187	Scott DERMOTT	2:14.465
ROW 5	13	27	Lucian Silviu SINCA	2:08.510	14	3	Tom BARRETT	2:08.789	15	99	Jack WOLFF	2:09.594
ROW 4	10	90	Steve RAPA	2:06.945	11	400	Stuart THURTLLE	2:07.068	12	57	John WILTON	2:07.269
ROW 3	7	16	Alan MAJOR	2:01.888	8	7	Pete FISHWICK	2:04.452	9	115	Jake DONKERSLEY	2:06.517
ROW 2	4	151	Nick SMITH	1:55.425	5	5	John LEA	1:56.321	6	25	Haydon SMITH	1:59.108
ROW 1	1	13	Doug EDMONDSON	1:50.450	2	83	Peter GIBSON	1:54.391	3	20	Gavin MILLS	1:55.136
Pole												

Cadwell Park: 2.1800 miles

These results are provisional until the conclusion of any judicial and technical matters.

Clerk Of Course :	Stewards :	Timekeeper : <i>Craig Smith</i>
-------------------	------------	------------------------------------

Results can be found at www.tsl-timing.com

Printed - 09:59 Saturday, 01 July 2023



BMCRC - MRO Championships 2023 - Rnd 5 @ Cadwell Park

BMCRC Formula 400 & INTA Motorcycles Blue Haze GP 2-Stroke

RACE 5 - CLASSIFICATION

POS	NO	CL	PIC NAME	ENTRY	LAPS	TIME	GAP	DIFF	MPH	BEST	ON
1	20	GP	1 Gavin MILLS	Honda RS250 - Reg Richardson Racing	6	10:12.305			76.90	1:40.516	5
2	5	GP	2 John LEA	Yamaha TZ 250 - P G & J Lea Plumbing & heating	6	10:20.933	8.628	8.628	75.83	1:41.580	4
3	8	GP	3 Phil ATKINSON	Yamaha TZ350 - ROSE MOT/Q Oil Treatments	6	10:22.443	10.138	1.510	75.65	1:39.874	5
4	25	M	1 Haydon SMITH	Kawasaki ZXR400 - HI-Precision Engineering Ltd	6	10:32.723	20.418	10.280	74.42	1:44.426	2
5	151	S	1 Nick SMITH	Kawasaki ZXR400 - HI-Precision Engineering Ltd	6	10:34.551	22.246	1.828	74.20	1:44.350	2
6	16	S	2 Alan MAJOR	Kawasaki ZXR400 - Major Performance Developmer	6	10:34.659	22.354	0.108	74.19	1:44.156	3
7	90	S	3 Steve RAPA	Honda RVF400 (BRUCE) - My Own Fair Hands	6	11:06.169	53.864	31.510	70.68	1:49.473	2
8	115	S/R	1 Jake DONKERSLEY	Honda VFR400 NC30 -	6	11:10.080	57.775	3.911	70.27	1:49.071	2
9	3	GP	4 Tom BARRETT	Honda RS250 -	6	11:14.296	1:01.991	4.216	69.83	1:49.064	6
10	110	S	4 Mark HAIGH	Aprilia RS250 - Chesterfield CarClinic/The Tuning W	6	11:15.251	1:02.946	0.955	69.73	1:49.256	3
11	83	S	5 Peter GIBSON	Honda VFR400 -	6	11:21.909	1:09.604	6.658	69.05	1:51.927	2
12	7	M	2 Pete FISHWICK	Yamaha TZR 250 -	6	11:22.029	1:09.724	0.120	69.04	1:49.901	5
13	477	S	6 Kade WATT	Kawasaki NINJA 400 - JMF Contracts	6	11:26.755	1:14.450	4.726	68.56	1:51.070	5
14	27	S/R	2 Lucian Silviu SINCA	Kawasaki ZX400R -	6	11:41.940	1:29.635	15.185	67.08	1:54.263	2
15	199	GP	5 Michael FROST	Yamaha TZ250 4DP -	6	11:42.033	1:29.728	0.093	67.07	1:54.527	4
16	57	S/R	3 John WILTON	Kawasaki ZXR400 -	6	11:43.034	1:30.729	1.001	66.97	1:55.433	4
17	400	S	7 Stuart THURTL	Kawasaki NINJA 400 - TeamTortoise Racing	6	11:43.848	1:31.543	0.814	66.90	1:54.206	3
18	99	M	3 Jack WOLFF	Kawasaki NINJA 300 - Nym Technologies Racing	6	11:44.208	1:31.903	0.360	66.86	1:54.616	5
19	10	M	4 Mike BRUNSDON	Kawasaki NINJA 400 - Parts Europe	6	11:49.721	1:37.416	5.513	66.34	1:51.872	6
20	42	S	8 Martin PEARSON	Yamaha TZR250 -	6	11:57.668	1:45.363	7.947	65.61	1:57.090	6
21	24	S	9 Harley GODZISZ	Honda NC30 - SonicRacing.co.uk	6	12:05.536	1:53.231	7.868	64.90	1:56.736	5
22	17	S/R	4 Freddie BATE	Kawasaki NINJA 300 - hartjay	6	12:09.218	1:56.913	3.682	64.57	1:58.274	6
23	12	S/R	5 Kees RAMSEY	Kawasaki NINJA 400CC -	6	12:09.309	1:57.004	0.091	64.56	1:58.575	4
24	46	S	10 Sam MASON	Kawasaki ZXR400 -	5	10:19.254	1 Lap	1 Lap	63.36	1:59.551	5
25	187	S/R	6 Scott DERMOTT	Honda CBR400RR-N NC29 - TwoClicksOut Racing	5	10:21.438	1 Lap	2.184	63.14	1:58.402	5
26	75	S	11 Morgan CREASEY	Kawasaki Ninja - Warics Ltd	5	10:21.941	1 Lap	0.503	63.09	1:59.007	5
27	88	S/R	7 Florentin STANCIU	Kawasaki ZXR400 - RAP Racing Team	5	10:26.523	1 Lap	4.582	62.63	2:02.701	3

NOT CLASSIFIED

DNF	13	GP	Doug EDMONDSON	Yamaha TZ250 - Stan Stephens Tuning	1	1:47.379	5 Laps	4 Laps	73.08		
-----	----	----	----------------	-------------------------------------	---	----------	--------	--------	-------	--	--

FASTEST LAP

8	GP	Phil ATKINSON	Yamaha TZ350 - ROSE MOT/Q Oil Treatments	5	1:39.874	78.57 mph	126.46 kph
16	S	Alan MAJOR	Kawasaki ZXR400 - Major Performance Developmer	3	1:44.156	75.34 mph	121.26 kph
25	M	Haydon SMITH	Kawasaki ZXR400 - HI-Precision Engineering Ltd	2	1:44.426	75.15 mph	120.94 kph
115	S/R	Jake DONKERSLEY	Honda VFR400 NC30 -	2	1:49.071	71.95 mph	115.79 kph

Class GP - 92.5% of Race Speed = 71.13 mph

Class M - 92.5% of Race Speed = 68.83 mph

Class S - 92.5% of Race Speed = 68.63 mph

Class S/R - 92.5% of Race Speed = 64.99 mph

Weather / Track : Cloudy / Dry

These results are provisional until the conclusion of any judicial and technical matters.

Race Distance: 6 Laps / 13.08 miles

Cadwell Park: 2.1800 miles

Date: 01/07/2023 Start: 12:57 Finish: 13:07

Clerk Of Course :

Stewards :

Timekeeper :

Craig Smith

Results can be found at www.tsl-timing.com

Printed - 13:11 Saturday, 01 July 2023



BMCRC - MRO Championships 2023 - Rnd 5 @ Cadwell Park

BMCRC Formula 400 & INTA Motorcycles Blue Haze GP 2-Stroke

RACE 5 - LAP CHART

LAP 1 @ 12:59:34.909

NO	BEHIND	LAP TIME
13		1:47.379
20	0.044	1:47.423
5	2.115	1:49.494
25	2.210	1:49.589
151	3.007	1:50.386
16	3.561	1:50.940
90	8.391	1:55.770
8	10.387	1:57.766
83	10.798	1:58.177
115	13.999	2:01.378
57	14.583	2:01.962
3	15.513	2:02.892
27	15.552	2:02.931
110	16.321	2:03.700
7	16.549	2:03.928
477	17.256	2:04.635
99	17.619	2:04.998
400	17.837	2:05.216
199	20.302	2:07.681
42	20.391	2:07.770
88	22.259	2:09.638
12	23.436	2:10.815
187	23.812	2:11.191
10	24.273	2:11.652
75	24.570	2:11.949
24	24.725	2:12.104
17	25.484	2:12.863
46	26.418	2:13.797

LAP 2 @ 13:01:16.014

NO	BEHIND	LAP TIME
20		1:41.061
5	3.169	1:42.159
25	5.531	1:44.426
151	6.252	1:44.350
16	6.884	1:44.428
8	10.864	1:41.582
90	16.759	1:49.473
83	21.620	1:51.927
115	21.965	1:49.071
3	26.206	1:51.798
110	27.220	1:52.004
27	28.710	1:54.263
57	30.207	1:56.729
7	30.617	1:55.173
477	30.714	1:54.563
99	32.366	1:55.852
400	32.520	1:55.788
199	34.255	1:55.058
42	38.095	1:58.809
12	44.276	2:01.945
10	45.125	2:01.957
88	45.837	2:04.683
24	46.547	2:02.927
17	46.777	2:02.398
187	47.314	2:04.607
75	47.462	2:03.997
46	47.848	2:02.535

LAP 3 @ 13:02:56.634

NO	BEHIND	LAP TIME
20		1:40.620

5	4.810	1:42.261
25	9.616	1:44.705
151	10.178	1:44.546
16	10.420	1:44.156
8	10.932	1:40.688
90	26.139	1:50.000
115	31.772	1:50.427
83	33.837	1:52.837
3	35.111	1:49.525
110	35.856	1:49.256
7	42.084	1:52.087
477	43.171	1:53.077
27	44.207	1:56.117
57	45.268	1:55.681
400	46.106	1:54.206
99	48.066	1:56.320
199	48.516	1:54.881
42	55.260	1:57.785
10	1:00.100	1:55.595
12	1:02.606	1:58.950
24	1:04.567	1:58.640
17	1:04.780	1:58.623
88	1:07.918	2:02.701
187	1:08.529	2:01.835
75	1:08.727	2:01.885
46	1:08.868	2:01.640

LAP 4 @ 13:04:37.285

NO	BEHIND	LAP TIME
20		1:40.651
5	5.739	1:41.580
8	11.715	1:41.434
25	13.548	1:44.583
151	13.953	1:44.426
16	14.290	1:44.521
90	36.047	1:50.559
115	41.303	1:50.182
3	46.081	1:51.621
110	46.638	1:51.433
83	47.707	1:54.521
7	52.452	1:51.019
477	53.899	1:51.379
27	58.800	1:55.244
57	1:00.050	1:55.433
199	1:02.392	1:54.527
400	1:03.490	1:58.035
99	1:04.004	1:56.589
42	1:12.614	1:58.005
10	1:13.120	1:53.671
12	1:20.530	1:58.575
24	1:21.708	1:57.792
17	1:22.428	1:58.299
46	1:29.948	2:01.731
88	1:32.617	2:05.350
75	1:33.179	2:05.103
187	1:33.281	2:05.403

LAP 5 @ 13:06:17.801

NO	BEHIND	LAP TIME
20		1:40.516
5	7.265	1:42.042
8	11.073	1:39.874
25	17.845	1:44.813
151	18.830	1:45.393
16	18.921	1:45.147

90	46.193	1:50.662
115	50.527	1:49.740
3	54.961	1:49.396
110	55.663	1:49.541
83	59.462	1:52.271
7	1:01.837	1:49.901
477	1:04.453	1:51.070
27	1:14.148	1:55.864
57	1:16.168	1:56.634
199	1:16.435	1:54.559
400	1:17.788	1:54.814
99	1:18.104	1:54.616
10	1:27.578	1:54.974
42	1:30.307	1:58.209
24	1:37.928	1:56.736
12	1:39.986	1:59.972
17	1:40.673	1:58.761

LAP 6 @ 13:07:59.835

NO	BEHIND	LAP TIME
20		1:42.034
46	1 Lap	1:59.551
5	8.628	1:43.397
187	1 Lap	1:58.402
75	1 Lap	1:59.007
8	10.138	1:41.099
88	1 Lap	2:04.151
25	20.418	1:44.607
151	22.246	1:45.450
16	22.354	1:45.467
90	53.864	1:49.705
115	57.775	1:49.282
3	1:01.991	1:49.064
110	1:02.946	1:49.317
83	1:09.604	1:52.176
7	1:09.724	1:49.921
477	1:14.450	1:52.031
27	1:29.635	1:57.521
199	1:29.728	1:55.327
57	1:30.729	1:56.595
400	1:31.543	1:55.789
99	1:31.903	1:55.833
10	1:37.416	1:51.872
42	1:45.363	1:57.090
24	1:53.231	1:57.337
17	1:56.913	1:58.274
12	1:57.004	1:59.052

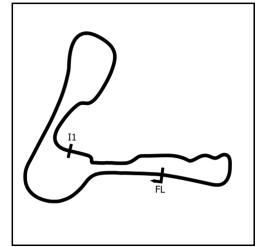
BMCRC - MRO Championships 2023 - Rnd 5 @ Cadwell Park

BMCRC Formula 400 & INTA Motorcycles Blue Haze GP 2-Stroke

RACE 5 - POSITION CHART

No	Name	Lap Pos	Lap					
			1	2	3	4	5	6
13	EDMONDSON	1	13	20	20	20	20	20
83	GIBSON	2	20	5	5	5	5	5
20	MILLS	3	5	25	25	8	8	8
151	SMITH	4	25	151	151	25	25	25
5	LEA	5	151	16	16	151	151	151
25	SMITH	6	16	8	8	16	16	16
16	MAJOR	7	90	90	90	90	90	90
7	FISHWICK	8	8	83	115	115	115	115
115	DONKERSLEY	9	83	115	83	3	3	3
90	RAPA	10	115	3	3	110	110	110
400	THURTL	11	57	110	110	83	83	83
57	WILTON	12	3	27	7	7	7	7
27	SINCA	13	27	57	477	477	477	477
3	BARRETT	14	110	7	27	27	27	27
99	WOLFF	15	7	477	57	57	57	199
477	WATT	16	477	99	400	199	199	57
187	DERMOTT	17	99	400	99	400	400	400
110	HAIGH	18	400	199	199	99	99	99
42	PEARSON	19	199	42	42	42	10	10
199	FROST	20	42	12	10	10	42	42
12	RAMSEY	21	88	10	12	12	24	24
75	CREASEY	22	12	88	24	24	12	17
17	BATE	23	187	24	17	17	17	12
88	STANCIU	24	10	17	88	46	46	
46	MASON	25	75	187	187	88	187	
24	GODZISZ	26	24	75	75	75	75	
10	BRUNSDON	27	17	46	46	187	88	
8	ATKINSON	28	46					

BMCRC - MRO Championships 2023 - Rnd 5 @ Cadwell Park
BMCRC Formula 400 & INTA Motorcycles Blue Haze GP 2-Stroke
RACE 5 - SECTOR ANALYSIS



SECTOR 1 = FL to I1, SECTOR 2 = I1 to FL, DIFF = Difference To Personal Best Lap, P = Crossed Finish Line in Pit Lane, D = Time Disallowed

P1		20 GP		Gavin MILLS		Honda RS250 - Reg Richardson Racing	
IDEAL LAP TIME : 1:40.478		BEST LAP TIME : 1:40.516		DIFFERENCE : 0.038			
LAP	SECTOR 1	SECTOR 2	LAP TIME	MPH	DIFF	TIME OF DAY	
1 -		42.961	1:47.423	73.05	6.907	12:59:34.953	
2 -	59.064	41.997	1:41.061	77.65	0.545	13:01:16.014	
3 -	58.852	41.768	1:40.620 (2)	77.99	0.104	13:02:56.634	
4 -	58.854	41.797	1:40.651 (3)	77.97	0.135	13:04:37.285	
5 -	58.890	41.626	1:40.516 (1)	78.07		13:06:17.801	
6 -	1:00.228	41.806	1:42.034	76.91	1.518	13:07:59.835	

P2		5 GP		John LEA		Yamaha TZ 250 - P G & J Lea Plumbing & heating	
IDEAL LAP TIME : 1:41.577		BEST LAP TIME : 1:41.580		DIFFERENCE : 0.003			
LAP	SECTOR 1	SECTOR 2	LAP TIME	MPH	DIFF	TIME OF DAY	
1 -		43.028	1:49.494	71.67	7.914	12:59:37.024	
2 -	59.810	42.349	1:42.159 (3)	76.82	0.579	13:01:19.183	
3 -	59.862	42.399	1:42.261	76.74	0.681	13:03:01.444	
4 -	59.228	42.352	1:41.580 (1)	77.25		13:04:43.024	
5 -	59.666	42.376	1:42.042 (2)	76.91	0.462	13:06:25.066	
6 -	59.322	44.075	1:43.397	75.90	1.817	13:08:08.463	

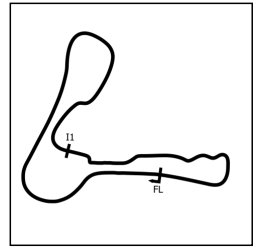
P3		8 GP		Phil ATKINSON		Yamaha TZ350 - ROSE MOT/Q Oil Treatments	
IDEAL LAP TIME : 1:39.874		BEST LAP TIME : 1:39.874		DIFFERENCE : 0.000			
LAP	SECTOR 1	SECTOR 2	LAP TIME	MPH	DIFF	TIME OF DAY	
1 -		44.457	1:57.766	66.64	17.892	12:59:45.296	
2 -	59.045	42.537	1:41.582	77.25	1.708	13:01:26.878	
3 -	58.574	42.114	1:40.688 (2)	77.94	0.814	13:03:07.566	
4 -	59.535	41.899	1:41.434	77.37	1.560	13:04:49.000	
5 -	58.103	41.771	1:39.874 (1)	78.57		13:06:28.874	
6 -	58.516	42.583	1:41.099 (3)	77.62	1.225	13:08:09.973	

P4		25 M		Haydon SMITH		Kawasaki ZXR400 - HI-Precision Engineering Ltd	
IDEAL LAP TIME : 1:44.329		BEST LAP TIME : 1:44.426		DIFFERENCE : 0.097			
LAP	SECTOR 1	SECTOR 2	LAP TIME	MPH	DIFF	TIME OF DAY	
1 -		43.712	1:49.589	71.61	5.163	12:59:37.119	
2 -	1:01.179	43.247	1:44.426 (1)	75.15		13:01:21.545	
3 -	1:01.454	43.251	1:44.705	74.95	0.279	13:03:06.250	
4 -	1:01.242	43.341	1:44.583 (2)	75.04	0.157	13:04:50.833	
5 -	1:01.500	43.313	1:44.813	74.87	0.387	13:06:35.646	
6 -	1:01.457	43.150	1:44.607 (3)	75.02	0.181	13:08:20.253	

P5		151 S		Nick SMITH		Kawasaki ZXR400 - Hi-Precision Engineering Ltd	
IDEAL LAP TIME : 1:43.963		BEST LAP TIME : 1:44.350		DIFFERENCE : 0.387			
LAP	SECTOR 1	SECTOR 2	LAP TIME	MPH	DIFF	TIME OF DAY	
1 -		43.617	1:50.386	71.09	6.036	12:59:37.916	
2 -	1:00.885	43.465	1:44.350 (1)	75.20		13:01:22.266	
3 -	1:01.031	43.515	1:44.546 (3)	75.06	0.196	13:03:06.812	
4 -	1:01.348	43.078	1:44.426 (2)	75.15	0.076	13:04:51.238	
5 -	1:01.437	43.956	1:45.393	74.46	1.043	13:06:36.631	
6 -	1:01.362	44.088	1:45.450	74.42	1.100	13:08:22.081	

P6		16 S		Alan MAJOR		Kawasaki ZXR400 - Major Performance Developments	
IDEAL LAP TIME : 1:43.912		BEST LAP TIME : 1:44.156		DIFFERENCE : 0.244			
LAP	SECTOR 1	SECTOR 2	LAP TIME	MPH	DIFF	TIME OF DAY	
1 -		43.533	1:50.940	70.74	6.784	12:59:38.470	
2 -	1:00.965	43.463	1:44.428 (2)	75.15	0.272	13:01:22.898	
3 -	1:00.765	43.391	1:44.156 (1)	75.34		13:03:07.054	
4 -	1:01.374	43.147	1:44.521 (3)	75.08	0.365	13:04:51.575	
5 -	1:01.353	43.794	1:45.147	74.63	0.991	13:06:36.722	
6 -	1:01.533	43.934	1:45.467	74.41	1.311	13:08:22.189	

BMCRC - MRO Championships 2023 - Rnd 5 @ Cadwell Park
BMCRC Formula 400 & INTA Motorcycles Blue Haze GP 2-Stroke
RACE 5 - SECTOR ANALYSIS



SECTOR 1 = FL to I1, SECTOR 2 = I1 to FL, DIFF = Difference To Personal Best Lap, P = Crossed Finish Line in Pit Lane, D = Time Disallowed

P7 90 S Steve RAPA		Honda RVF400 (BRUCE) - My Own Fair Hands				
IDEAL LAP TIME : 1:49.320		BEST LAP TIME : 1:49.473		DIFFERENCE : 0.153		
LAP	SECTOR 1	SECTOR 2	LAP TIME	MPH	DIFF	TIME OF DAY
1 -		46.153	1:55.770	67.78	6.297	12:59:43.300
2 -	1:03.953	45.520	1:49.473 (1)	71.68		13:01:32.773
3 -	1:04.300	45.700	1:50.000 (3)	71.34	0.527	13:03:22.773
4 -	1:04.230	46.329	1:50.559	70.98	1.086	13:05:13.332
5 -	1:04.040	46.622	1:50.662	70.91	1.189	13:07:03.994
6 -	1:03.800	45.905	1:49.705 (2)	71.53	0.232	13:08:53.699

P8 115 S/R Jake DONKERSLEY		Honda VFR400 NC30 -				
IDEAL LAP TIME : 1:48.948		BEST LAP TIME : 1:49.071		DIFFERENCE : 0.123		
LAP	SECTOR 1	SECTOR 2	LAP TIME	MPH	DIFF	TIME OF DAY
1 -		46.977	2:01.378	64.65	12.307	12:59:48.908
2 -	1:03.713	45.358	1:49.071 (1)	71.95		13:01:37.979
3 -	1:04.837	45.590	1:50.427	71.07	1.356	13:03:28.406
4 -	1:03.977	46.205	1:50.182	71.22	1.111	13:05:18.588
5 -	1:03.989	45.751	1:49.740 (3)	71.51	0.669	13:07:08.328
6 -	1:03.590	45.692	1:49.282 (2)	71.81	0.211	13:08:57.610

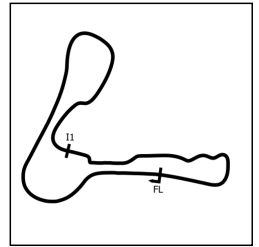
P9 3 GP Tom BARRETT		Honda RS250 -				
IDEAL LAP TIME : 1:48.960		BEST LAP TIME : 1:49.064		DIFFERENCE : 0.104		
LAP	SECTOR 1	SECTOR 2	LAP TIME	MPH	DIFF	TIME OF DAY
1 -		48.144	2:02.892	63.86	13.828	12:59:50.422
2 -	1:04.671	47.127	1:51.798	70.19	2.734	13:01:42.220
3 -	1:03.003	46.522	1:49.525 (3)	71.65	0.461	13:03:31.745
4 -	1:04.024	47.597	1:51.621	70.30	2.557	13:05:23.366
5 -	1:02.976	46.420	1:49.396 (2)	71.73	0.332	13:07:12.762
6 -	1:02.540	46.524	1:49.064 (1)	71.95		13:09:01.826

P10 110 S Mark HAIGH		Aprilia RS250 - Chesterfield CarClinic/The Tuning Works				
IDEAL LAP TIME : 1:48.430		BEST LAP TIME : 1:49.256		DIFFERENCE : 0.826		
LAP	SECTOR 1	SECTOR 2	LAP TIME	MPH	DIFF	TIME OF DAY
1 -		48.605	2:03.700	63.44	14.444	12:59:51.230
2 -	1:05.249	46.755	1:52.004	70.06	2.748	13:01:43.234
3 -	1:03.112	46.144	1:49.256 (1)	71.83		13:03:32.490
4 -	1:03.475	47.958	1:51.433	70.42	2.177	13:05:23.923
5 -	1:03.096	46.445	1:49.541 (3)	71.64	0.285	13:07:13.464
6 -	1:02.286	47.031	1:49.317 (2)	71.79	0.061	13:09:02.781

P11 83 S Peter GIBSON		Honda VFR400 -				
IDEAL LAP TIME : 1:51.908		BEST LAP TIME : 1:51.927		DIFFERENCE : 0.019		
LAP	SECTOR 1	SECTOR 2	LAP TIME	MPH	DIFF	TIME OF DAY
1 -		46.448	1:58.177	66.40	6.250	12:59:45.707
2 -	1:05.553	46.374	1:51.927 (1)	70.11		13:01:37.634
3 -	1:06.452	46.385	1:52.837	69.55	0.910	13:03:30.471
4 -	1:06.616	47.905	1:54.521	68.52	2.594	13:05:24.992
5 -	1:05.916	46.355	1:52.271 (3)	69.90	0.344	13:07:17.263
6 -	1:05.615	46.561	1:52.176 (2)	69.96	0.249	13:09:09.439

P12 7 M Pete FISHWICK		Yamaha TZR 250 -				
IDEAL LAP TIME : 1:49.873		BEST LAP TIME : 1:49.901		DIFFERENCE : 0.028		
LAP	SECTOR 1	SECTOR 2	LAP TIME	MPH	DIFF	TIME OF DAY
1 -		48.905	2:03.928	63.32	14.027	12:59:51.458
2 -	1:06.506	48.667	1:55.173	68.14	5.272	13:01:46.631
3 -	1:05.688	46.399	1:52.087	70.01	2.186	13:03:38.718
4 -	1:04.734	46.285	1:51.019 (3)	70.69	1.118	13:05:29.737
5 -	1:04.093	45.808	1:49.901 (1)	71.41		13:07:19.638
6 -	1:04.065	45.856	1:49.921 (2)	71.39	0.020	13:09:09.559

BMCRC - MRO Championships 2023 - Rnd 5 @ Cadwell Park
BMCRC Formula 400 & INTA Motorcycles Blue Haze GP 2-Stroke
RACE 5 - SECTOR ANALYSIS



SECTOR 1 = FL to I1, SECTOR 2 = I1 to FL, DIFF = Difference To Personal Best Lap, P = Crossed Finish Line in Pit Lane, D = Time Disallowed

P13 477 S		Kade WATT		Kawasaki NINJA 400 - JMF Contracts		
IDEAL LAP TIME : 1:50.976		BEST LAP TIME : 1:51.070		DIFFERENCE : 0.094		
LAP	SECTOR 1	SECTOR 2	LAP TIME	MPH	DIFF	TIME OF DAY
1 -		49.122	2:04.635	62.96	13.565	12:59:52.165
2 -	1:05.954	48.609	1:54.563	68.50	3.493	13:01:46.728
3 -	1:06.624	46.453	1:53.077	69.40	2.007	13:03:39.805
4 -	1:05.420	45.959	1:51.379 (2)	70.46	0.309	13:05:31.184
5 -	1:05.514	45.556	1:51.070 (1)	70.65		13:07:22.254
6 -	1:05.704	46.327	1:52.031 (3)	70.05	0.961	13:09:14.285

P14 27 S/R		Lucian Silviu SINCA		Kawasaki ZX400R -		
IDEAL LAP TIME : 1:54.263		BEST LAP TIME : 1:54.263		DIFFERENCE : 0.000		
LAP	SECTOR 1	SECTOR 2	LAP TIME	MPH	DIFF	TIME OF DAY
1 -		48.902	2:02.931	63.84	8.668	12:59:50.461
2 -	1:06.952	47.311	1:54.263 (1)	68.68		13:01:44.724
3 -	1:08.243	47.874	1:56.117	67.58	1.854	13:03:40.841
4 -	1:07.752	47.492	1:55.244 (2)	68.09	0.981	13:05:36.085
5 -	1:07.865	47.999	1:55.864 (3)	67.73	1.601	13:07:31.949
6 -	1:09.121	48.400	1:57.521	66.78	3.258	13:09:29.470

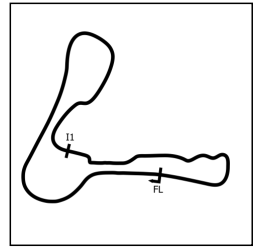
P15 199 GP		Michael FROST		Yamaha TZ250 4DP -		
IDEAL LAP TIME : 1:54.129		BEST LAP TIME : 1:54.527		DIFFERENCE : 0.398		
LAP	SECTOR 1	SECTOR 2	LAP TIME	MPH	DIFF	TIME OF DAY
1 -		48.830	2:07.681	61.46	13.154	12:59:55.211
2 -	1:07.204	47.854	1:55.058	68.20	0.531	13:01:50.269
3 -	1:07.141	47.740	1:54.881 (3)	68.31	0.354	13:03:45.150
4 -	1:06.713	47.814	1:54.527 (1)	68.52		13:05:39.677
5 -	1:06.389	48.170	1:54.559 (2)	68.50	0.032	13:07:34.236
6 -	1:07.434	47.893	1:55.327	68.05	0.800	13:09:29.563

P16 57 S/R		John WILTON		Kawasaki ZXR400 -		
IDEAL LAP TIME : 1:55.433		BEST LAP TIME : 1:55.433		DIFFERENCE : 0.000		
LAP	SECTOR 1	SECTOR 2	LAP TIME	MPH	DIFF	TIME OF DAY
1 -		48.916	2:01.962	64.34	6.529	12:59:49.492
2 -	1:08.072	48.657	1:56.729	67.23	1.296	13:01:46.221
3 -	1:07.605	48.076	1:55.681 (2)	67.84	0.248	13:03:41.902
4 -	1:07.391	48.042	1:55.433 (1)	67.98		13:05:37.335
5 -	1:08.507	48.127	1:56.634	67.28	1.201	13:07:33.969
6 -	1:08.486	48.109	1:56.595 (3)	67.31	1.162	13:09:30.564

P17 400 S		Stuart THURTLÉ		Kawasaki NINJA 400 - TeamTortoise Racing		
IDEAL LAP TIME : 1:53.684		BEST LAP TIME : 1:54.206		DIFFERENCE : 0.522		
LAP	SECTOR 1	SECTOR 2	LAP TIME	MPH	DIFF	TIME OF DAY
1 -		49.083	2:05.216	62.67	11.010	12:59:52.746
2 -	1:06.560	49.228	1:55.788 (3)	67.77	1.582	13:01:48.534
3 -	1:06.468	47.738	1:54.206 (1)	68.71		13:03:42.740
4 -	1:06.587	51.448	1:58.035	66.48	3.829	13:05:40.775
5 -	1:05.946	48.868	1:54.814 (2)	68.35	0.608	13:07:35.589
6 -	1:07.134	48.655	1:55.789	67.77	1.583	13:09:31.378

P18 99 M		Jack WOLFF		Kawasaki NINJA 300 - Nym Technologies Racing		
IDEAL LAP TIME : 1:54.257		BEST LAP TIME : 1:54.616		DIFFERENCE : 0.359		
LAP	SECTOR 1	SECTOR 2	LAP TIME	MPH	DIFF	TIME OF DAY
1 -		49.096	2:04.998	62.78	10.382	12:59:52.528
2 -	1:06.564	49.288	1:55.852 (3)	67.74	1.236	13:01:48.380
3 -	1:08.204	48.116	1:56.320	67.46	1.704	13:03:44.700
4 -	1:08.489	48.100	1:56.589	67.31	1.973	13:05:41.289
5 -	1:06.923	47.693	1:54.616 (1)	68.47		13:07:35.905
6 -	1:07.188	48.645	1:55.833 (2)	67.75	1.217	13:09:31.738

BMCRC - MRO Championships 2023 - Rnd 5 @ Cadwell Park
BMCRC Formula 400 & INTA Motorcycles Blue Haze GP 2-Stroke
RACE 5 - SECTOR ANALYSIS



SECTOR 1 = FL to I1, SECTOR 2 = I1 to FL, DIFF = Difference To Personal Best Lap, P = Crossed Finish Line in Pit Lane, D = Time Disallowed

P19 10 M		Mike BRUNSDON		Kawasaki NINJA 400 - Parts Europe		
IDEAL LAP TIME : 1:51.872		BEST LAP TIME : 1:51.872		DIFFERENCE : 0.000		
LAP	SECTOR 1	SECTOR 2	LAP TIME	MPH	DIFF	TIME OF DAY
1 -		50.896	2:11.652	59.61	19.780	12:59:59.182
2 -	1:10.360	51.597	2:01.957	64.35	10.085	13:02:01.139
3 -	1:08.885	46.710	1:55.595	67.89	3.723	13:03:56.734
4 -	1:06.124	47.547	1:53.671 (2)	69.04	1.799	13:05:50.405
5 -	1:08.417	46.557	1:54.974 (3)	68.25	3.102	13:07:45.379
6 -	1:05.760	46.112	1:51.872 (1)	70.15		13:09:37.251

P20 42 S		Martin PEARSON		Yamaha TZR250 -		
IDEAL LAP TIME : 1:57.090		BEST LAP TIME : 1:57.090		DIFFERENCE : 0.000		
LAP	SECTOR 1	SECTOR 2	LAP TIME	MPH	DIFF	TIME OF DAY
1 -		49.368	2:07.770	61.42	10.680	12:59:55.300
2 -	1:09.037	49.772	1:58.809	66.05	1.719	13:01:54.109
3 -	1:08.974	48.811	1:57.785 (2)	66.63	0.695	13:03:51.894
4 -	1:08.836	49.169	1:58.005 (3)	66.50	0.915	13:05:49.899
5 -	1:09.238	48.971	1:58.209	66.39	1.119	13:07:48.108
6 -	1:08.603	48.487	1:57.090 (1)	67.02		13:09:45.198

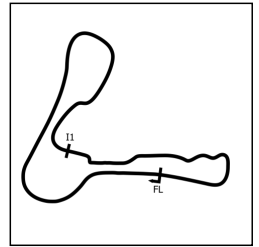
P21 24 S		Harley GODZISZ		Honda NC30 - SonicRacing.co.uk		
IDEAL LAP TIME : 1:56.643		BEST LAP TIME : 1:56.736		DIFFERENCE : 0.093		
LAP	SECTOR 1	SECTOR 2	LAP TIME	MPH	DIFF	TIME OF DAY
1 -		50.824	2:12.104	59.40	15.368	12:59:59.634
2 -	1:09.763	53.164	2:02.927	63.84	6.191	13:02:02.561
3 -	1:09.968	48.672	1:58.640	66.15	1.904	13:04:01.201
4 -	1:08.759	49.033	1:57.792 (3)	66.62	1.056	13:05:58.993
5 -	1:07.992	48.744	1:56.736 (1)	67.22		13:07:55.729
6 -	1:08.686	48.651	1:57.337 (2)	66.88	0.601	13:09:53.066

P22 17 S/R		Freddie BATE		Kawasaki NINJA 300 - hartjay		
IDEAL LAP TIME : 1:57.192		BEST LAP TIME : 1:58.274		DIFFERENCE : 1.082		
LAP	SECTOR 1	SECTOR 2	LAP TIME	MPH	DIFF	TIME OF DAY
1 -		51.215	2:12.863	59.06	14.589	13:00:00.393
2 -	1:09.464	52.934	2:02.398	64.11	4.124	13:02:02.791
3 -	1:10.316	48.307	1:58.623 (3)	66.15	0.349	13:04:01.414
4 -	1:09.569	48.730	1:58.299 (2)	66.34	0.025	13:05:59.713
5 -	1:08.885	49.876	1:58.761	66.08	0.487	13:07:58.474
6 -	1:09.091	49.183	1:58.274 (1)	66.35		13:09:56.748

P23 12 S/R		Kees RAMSEY		Kawasaki NINJA 400CC -		
IDEAL LAP TIME : 1:58.406		BEST LAP TIME : 1:58.575		DIFFERENCE : 0.169		
LAP	SECTOR 1	SECTOR 2	LAP TIME	MPH	DIFF	TIME OF DAY
1 -		50.660	2:10.815	59.99	12.240	12:59:58.345
2 -	1:10.702	51.243	2:01.945	64.35	3.370	13:02:00.290
3 -	1:09.976	48.974	1:58.950 (2)	65.97	0.375	13:03:59.240
4 -	1:09.522	49.053	1:58.575 (1)	66.18		13:05:57.815
5 -	1:10.526	49.446	1:59.972	65.41	1.397	13:07:57.787
6 -	1:09.432	49.620	1:59.052 (3)	65.92	0.477	13:09:56.839

P24 46 S		Sam MASON		Kawasaki ZXR400 -		
IDEAL LAP TIME : 1:59.551		BEST LAP TIME : 1:59.551		DIFFERENCE : 0.000		
LAP	SECTOR 1	SECTOR 2	LAP TIME	MPH	DIFF	TIME OF DAY
1 -		51.007	2:13.797	58.65	14.246	13:00:01.327
2 -	1:11.913	50.622	2:02.535	64.04	2.984	13:02:03.862
3 -	1:11.842	49.798	2:01.640 (2)	64.51	2.089	13:04:05.502
4 -	1:12.450	49.281	2:01.731 (3)	64.47	2.180	13:06:07.233
5 -	1:11.139	48.412	1:59.551 (1)	65.64		13:08:06.784

BMCRC - MRO Championships 2023 - Rnd 5 @ Cadwell Park
BMCRC Formula 400 & INTA Motorcycles Blue Haze GP 2-Stroke
RACE 5 - SECTOR ANALYSIS



SECTOR 1 = FL to I1, SECTOR 2 = I1 to FL, DIFF = Difference To Personal Best Lap, P = Crossed Finish Line in Pit Lane, D = Time Disallowed

P25 187 S/R		Scott DERMOTT		Honda CBR400RR-N NC29 - TwoClicksOut Racing			
IDEAL LAP TIME : 1:58.402		BEST LAP TIME : 1:58.402		DIFFERENCE : 0.000			
LAP	SECTOR 1	SECTOR 2	LAP TIME	MPH	DIFF	TIME OF DAY	
1 -		50.689	2:11.191	59.82	12.789	12:59:58.721	
2 -	1:11.996	52.611	2:04.607 (3)	62.98	6.205	13:02:03.328	
3 -	1:10.612	51.223	2:01.835 (2)	64.41	3.433	13:04:05.163	
4 -	1:13.551	51.852	2:05.403	62.58	7.001	13:06:10.566	
5 -	1:10.338	48.064	1:58.402 (1)	66.28		13:08:08.968	

P26 75 S		Morgan CREASEY		Kawasaki Ninja - Warics Ltd			
IDEAL LAP TIME : 1:57.867		BEST LAP TIME : 1:59.007		DIFFERENCE : 1.140			
LAP	SECTOR 1	SECTOR 2	LAP TIME	MPH	DIFF	TIME OF DAY	
1 -		51.178	2:11.949	59.47	12.942	12:59:59.479	
2 -	1:11.376	52.621	2:03.997 (3)	63.29	4.990	13:02:03.476	
3 -	1:10.043	51.842	2:01.885 (2)	64.38	2.878	13:04:05.361	
4 -	1:12.959	52.144	2:05.103	62.73	6.096	13:06:10.464	
5 -	1:11.183	47.824	1:59.007 (1)	65.94		13:08:09.471	

P27 88 S/R		Florentin STANCIU		Kawasaki ZXR400 - RAP Racing Team			
IDEAL LAP TIME : 2:01.148		BEST LAP TIME : 2:02.701		DIFFERENCE : 1.553			
LAP	SECTOR 1	SECTOR 2	LAP TIME	MPH	DIFF	TIME OF DAY	
1 -		50.341	2:09.638	60.53	6.937	12:59:57.168	
2 -	1:10.807	53.876	2:04.683 (3)	62.94	1.982	13:02:01.851	
3 -	1:11.163	51.538	2:02.701 (1)	63.96		13:04:04.552	
4 -	1:13.214	52.136	2:05.350	62.60	2.649	13:06:09.902	
5 -	1:11.632	52.519	2:04.151 (2)	63.21	1.450	13:08:14.053	

P28 13 GP		Doug EDMONDSON		Yamaha TZ250 - Stan Stephens Tuning			
IDEAL LAP TIME : 1:43.569		BEST LAP TIME :		DIFFERENCE :			
LAP	SECTOR 1	SECTOR 2	LAP TIME	MPH	DIFF	TIME OF DAY	
1 -		43.164	1:47.379	73.08		12:59:34.909	

BMCRC - MRO Championships 2023 - Rnd 5 @ Cadwell Park

BMCRC Formula 400 & INTA Motorcycles Blue Haze GP 2-Stroke

RACE 5 - BEST SECTORS

SECTOR 1			SECTOR 2			IDEAL / BEST COMPARISON						
POS	NO	NAME	TIME	NO	NAME	TIME	POS	NO	NAME	IDEAL	BEST	DIFF
									PERFECT LAP	1:39.729		
1	8	ATKINSON	58.103	20	MILLS	41.626	1	8	ATKINSON	1:39.874	1:39.874	0.000
2	20	MILLS	58.852	8	ATKINSON	41.771	2	20	MILLS	1:40.478	1:40.516	0.038
3	5	LEA	59.228	5	LEA	42.349	3	5	LEA	1:41.577	1:41.580	0.003
4	13	EDMONDSON	1:00.405	151	SMITH	43.078	4	13	EDMONDSON	1:43.569		
5	16	MAJOR	1:00.765	16	MAJOR	43.147	5	16	MAJOR	1:43.912	1:44.156	0.244
6	151	SMITH	1:00.885	25	SMITH	43.150	6	151	SMITH	1:43.963	1:44.350	0.387
7	25	SMITH	1:01.179	13	EDMONDSON	43.164	7	25	SMITH	1:44.329	1:44.426	0.097
8	110	HAIGH	1:02.286	115	DONKERSLEY	45.358	8	110	HAIGH	1:48.430	1:49.256	0.826
9	3	BARRETT	1:02.540	90	RAPA	45.520	9	115	DONKERSLEY	1:48.948	1:49.071	0.123
10	115	DONKERSLEY	1:03.590	477	WATT	45.556	10	3	BARRETT	1:48.960	1:49.064	0.104
11	90	RAPA	1:03.800	7	FISHWICK	45.808	11	90	RAPA	1:49.320	1:49.473	0.153
12	7	FISHWICK	1:04.065	10	BRUNSDON	46.112	12	7	FISHWICK	1:49.873	1:49.901	0.028
13	477	WATT	1:05.420	110	HAIGH	46.144	13	477	WATT	1:50.976	1:51.070	0.094
14	83	GIBSON	1:05.553	83	GIBSON	46.355	14	10	BRUNSDON	1:51.872	1:51.872	0.000
15	10	BRUNSDON	1:05.760	3	BARRETT	46.420	15	83	GIBSON	1:51.908	1:51.927	0.019
16	400	THURTL	1:05.946	27	SINCA	47.311	16	400	THURTL	1:53.684	1:54.206	0.522
17	199	FROST	1:06.389	99	WOLFF	47.693	17	199	FROST	1:54.129	1:54.527	0.398
18	99	WOLFF	1:06.564	400	THURTL	47.738	18	99	WOLFF	1:54.257	1:54.616	0.359
19	27	SINCA	1:06.952	199	FROST	47.740	19	27	SINCA	1:54.263	1:54.263	0.000
20	57	WILTON	1:07.391	75	CREASEY	47.824	20	57	WILTON	1:55.433	1:55.433	0.000
21	24	GODZISZ	1:07.992	57	WILTON	48.042	21	24	GODZISZ	1:56.643	1:56.736	0.093
22	42	PEARSON	1:08.603	187	DERMOTT	48.064	22	42	PEARSON	1:57.090	1:57.090	0.000
23	17	BATE	1:08.885	17	BATE	48.307	23	17	BATE	1:57.192	1:58.274	1.082
24	12	RAMSEY	1:09.432	46	MASON	48.412	24	75	CREASEY	1:57.867	1:59.007	1.140
25	75	CREASEY	1:10.043	42	PEARSON	48.487	25	187	DERMOTT	1:58.402	1:58.402	0.000
26	187	DERMOTT	1:10.338	24	GODZISZ	48.651	26	12	RAMSEY	1:58.406	1:58.575	0.169
27	88	STANCIU	1:10.807	12	RAMSEY	48.974	27	46	MASON	1:59.551	1:59.551	0.000
28	46	MASON	1:11.139	88	STANCIU	50.341	28	88	STANCIU	2:01.148	2:02.701	1.553

BMCRC - MRO Championships 2023 - Rnd 5 @ Cadwell Park
BMCRC Formula 400 & INTA Motorcycles Blue Haze GP 2-Stroke
RACE 5 - STATISTICS

Competitors Started 28
Planned Start 2023-07-01 @ 12:50:00.000
Actual Start 2023-07-01 @ 12:57:47.529
Finish Time 2023-07-01 @ 13:07:59.834
Track Length 2.1800mi.
Total Laps 159
Total Distance Covered 346.6229mi.

Session Fastest Lap History

NO	CL	NAME	LAP TIME	TIME OF DAY	LAP	VEHICLE
20	GP	Gavin MILLS	1:41.061	13:01:16.039	2	Honda RS250
20	GP	Gavin MILLS	1:40.620	13:02:56.658	3	Honda RS250
20	GP	Gavin MILLS	1:40.516	13:06:17.825	5	Honda RS250
8	GP	Phil ATKINSON	1:39.874	13:06:28.884	5	Yamaha TZ350

Session Leader History

NO	CL	NAME	FROM LAP	LAPS LED	DISTANCE	VEHICLE
13	GP	Doug EDMONDSON	1	1	2.18 miles	Yamaha TZ250
20	GP	Gavin MILLS	2	5	10.90 miles	Honda RS250

Flag History

TYPE	TIME OF DAY
GREEN	12:57:47.529
FINISH	13:07:59.834

Flag Statistics

TYPE	COUNT	TOTAL LAPS	TOTAL TIME
Green	1	6	12:14.359
Red	0	0	0.000
Safety Car	0	0	0.000
FCY	0	0	0.000

BMCRC - MRO Championships 2023 - Rnd 5 @ Cadwell Park
BMCRC Formula 400 & INTA Motorcycles Blue Haze GP 2-Stroke
RACE 5 - STATISTICS

CLASS : M

4 Starters

Fastest Lap History

NO	NAME	LAP TIME	TIME OF DAY	LAP	VEHICLE
25	Haydon SMITH	1:44.426	13:01:21.558	2	Kawasaki ZXR400

Leader History

NO	NAME	FROM LAP	LAPS LED	DISTANCE	VEHICLE
25	Haydon SMITH	1	6	13.08 miles	Kawasaki ZXR400

BMCRC - MRO Championships 2023 - Rnd 5 @ Cadwell Park
BMCRC Formula 400 & INTA Motorcycles Blue Haze GP 2-Stroke
RACE 5 - STATISTICS

CLASS : S

11 Starters

Fastest Lap History

NO	NAME	LAP TIME	TIME OF DAY	LAP	VEHICLE
151	Nick SMITH	1:44.350	13:01:22.278	2	Kawasaki ZXR400
16	Alan MAJOR	1:44.156	13:03:07.067	3	Kawasaki ZXR400

Leader History

NO	NAME	FROM LAP	LAPS LED	DISTANCE	VEHICLE
151	Nick SMITH	1	6	13.08 miles	Kawasaki ZXR400

BMCRC - MRO Championships 2023 - Rnd 5 @ Cadwell Park
BMCRC Formula 400 & INTA Motorcycles Blue Haze GP 2-Stroke
RACE 5 - STATISTICS

CLASS : S/R

7 Starters

Fastest Lap History

NO	NAME	LAP TIME	TIME OF DAY	LAP	VEHICLE
115	Jake DONKERSLEY	1:49.071	13:01:38.022	2	Honda VFR400 NC30

Leader History

NO	NAME	FROM LAP	LAPS LED	DISTANCE	VEHICLE
115	Jake DONKERSLEY	1	6	13.08 miles	Honda VFR400 NC30

BMCRC - MRO Championships 2023 - Rnd 5 @ Cadwell Park
BMCRC Formula 400 & INTA Motorcycles Blue Haze GP 2-Stroke
RACE 5 - STATISTICS

CLASS : GP

6 Starters

Fastest Lap History

NO	NAME	LAP TIME	TIME OF DAY	LAP	VEHICLE
20	Gavin MILLS	1:41.061	13:01:16.039	2	Honda RS250
20	Gavin MILLS	1:40.620	13:02:56.658	3	Honda RS250
20	Gavin MILLS	1:40.516	13:06:17.825	5	Honda RS250
8	Phil ATKINSON	1:39.874	13:06:28.884	5	Yamaha TZ350

Leader History

NO	NAME	FROM LAP	LAPS LED	DISTANCE	VEHICLE
13	Doug EDMONDSON	1	1	2.18 miles	Yamaha TZ250
20	Gavin MILLS	2	5	10.90 miles	Honda RS250

BMCRC - MRO Championships 2023 - Rnd 5 @ Cadwell Park

BMCRC Formula 400 & INTA Motorcycles Blue Haze GP 2-Stroke

RACE 16 - GRID (6 Laps)

ROW 10	28	88	Florentin STANCIU	2:02.701	29	26	Josh WAINWRIGHT	30	135	Zack WESTON
ROW 9	25	12	Kees RAMSEY	1:58.575	26	75	Morgan CREASEY	27	46	Sam MASON
ROW 8	22	42	Martin PEARSON	1:57.090	23	17	Freddie BATE	24	187	Scott DERMOTT
ROW 7	19	99	Jack WOLFF	1:54.616	20	57	John WILTON	21	24	Harley GODZISZ
ROW 6	16	400	Stuart THURTELE	1:54.206	17	27	Lucian Silviu SINCA	18	199	Michael FROST
ROW 5	13	477	Kade WATT	1:51.070	14	10	Mike BRUNSDON	15	83	Peter GIBSON
ROW 4	10	110	Mark HAIGH	1:49.256	11	90	Steve RAPA	12	7	Pete FISHWICK
ROW 3	7	13	Doug EDMONDSON	1:49.064	8	3	Tom BARRETT	9	115	Jake DONKERSLEY
ROW 2	4	16	Alan MAJOR	1:44.156	5	151	Nick SMITH	6	25	Haydon SMITH
ROW 1	1	8	Phil ATKINSON	1:39.874	2	20	Gavin MILLS	3	5	John LEA
Pole										

Cadwell Park: 2.1800 miles

These results are provisional until the conclusion of any judicial and technical matters.

Clerk Of Course :	Stewards :	Timekeeper : <i>Craig Smith</i>
-------------------	------------	------------------------------------

Results can be found at www.tsl-timing.com

Printed - 13:12 Saturday, 01 July 2023



BMCRC - MRO Championships 2023 - Rnd 5 @ Cadwell Park

BMCRC Formula 400 & INTA Motorcycles Blue Haze GP 2-Stroke

RACE 16 - CLASSIFICATION

POS	NO	CL	PIC NAME	ENTRY	LAPS	TIME	GAP	DIFF	MPH	BEST	ON
1	20	GP	1 Gavin MILLS	Honda RS250 - Reg Richardson Racing	6	10:04.120			77.94	1:38.868	5
2	8	GP	2 Phil ATKINSON	Yamaha TZ350 - ROSE MOT/Q Oil Treatments	6	10:12.687	8.567	8.567	76.85	1:39.963	3
3	5	GP	3 John LEA	Yamaha TZ 250 - P G & J Lea Plumbing & heating	6	10:14.987	10.867	2.300	76.56	1:41.290	2
4	13	GP	4 Doug EDMONDSON	Yamaha TZ250 - Stan Stephens Tuning	6	10:20.048	15.928	5.061	75.94	1:41.585	6
5	25	M	1 Haydon SMITH	Kawasaki ZXR400 - HI-Precision Engineering Ltd	6	10:40.611	36.491	20.563	73.50	1:45.853	4
6	16	S	1 Alan MAJOR	Kawasaki ZXR400 - Major Performance Developmer	6	10:40.810	36.690	0.199	73.48	1:45.588	6
7	151	S	2 Nick SMITH	Kawasaki ZXR400 - HI-Precision Engineering Ltd	6	10:41.223	37.103	0.413	73.43	1:45.785	4
8	115	S/R	1 Jake DONKERSLEY	Honda VFR400 NC30 -	6	10:58.180	54.060	16.957	71.54	1:48.088	2
9	3	GP	5 Tom BARRETT	Honda RS250 -	6	11:05.221	1:01.101	7.041	70.78	1:48.151	2
10	7	M	2 Pete FISHWICK	Yamaha TZR 250 -	6	11:05.809	1:01.689	0.588	70.72	1:48.478	6
11	90	S	3 Steve RAPA	Honda RVF400 (BRUCE) - My Own Fair Hands	6	11:08.386	1:04.266	2.577	70.45	1:49.667	5
12	477	S	4 Kade WATT	Kawasaki NINJA 400 - JMF Contracts	6	11:11.891	1:07.771	3.505	70.08	1:50.234	4
13	83	S	5 Peter GIBSON	Honda VFR400 -	6	11:12.441	1:08.321	0.550	70.02	1:50.376	2
14	27	S/R	2 Lucian Silviu SINCA	Kawasaki ZX400R -	6	11:43.870	1:39.750	31.429	66.89	1:54.400	6
15	57	S/R	3 John WILTON	Kawasaki ZXR400 -	6	11:44.885	1:40.765	1.015	66.80	1:55.018	5
16	199	GP	6 Michael FROST	Yamaha TZ250 4DP -	6	11:45.037	1:40.917	0.152	66.78	1:54.620	5
17	12	S/R	4 Kees RAMSEY	Kawasaki NINJA 400CC -	6	11:48.927	1:44.807	3.890	66.42	1:54.780	5
18	24	S	6 Harley GODZISZ	Honda NC30 - SonicRacing.co.uk	6	11:49.076	1:44.956	0.149	66.40	1:54.815	5
19	75	S	7 Morgan CREASEY	Kawasaki Ninja - Warics Ltd	6	11:49.644	1:45.524	0.568	66.35	1:55.561	2
20	99	M	3 Jack WOLFF	Kawasaki NINJA 300 - Nym Technologies Racing	6	11:49.746	1:45.626	0.102	66.34	1:55.872	5
21	400	S	8 Stuart THURTLIE	Kawasaki NINJA 400 - TeamTortoise Racing	6	11:50.150	1:46.030	0.404	66.30	1:55.736	5
22	46	S	9 Sam MASON	Kawasaki ZXR400 -	6	11:55.864	1:51.744	5.714	65.77	1:55.289	6
23	88	S/R	5 Florentin STANCIU	Kawasaki ZXR400 - RAP Racing Team	6	12:01.173	1:57.053	5.309	65.29	1:56.361	5
24	187	S/R	6 Scott DERMOTT	Honda CBR400RR-N NC29 - TwoClicksOut Racing	6	12:02.108	1:57.988	0.935	65.20	1:56.328	5

NOT CLASSIFIED

DNF	17	S/R	Freddie BATE	Kawasaki NINJA 300 - hartjay	1	2:10.948	5 Laps	5 Laps	59.93		
DNF	10	M	Mike BRUNSDON	Kawasaki NINJA 400 - Parts Europe	0						

FASTEST LAP

20	GP	Gavin MILLS	Honda RS250 - Reg Richardson Racing	5	1:38.868	79.37 mph	127.74 kph
16	S	Alan MAJOR	Kawasaki ZXR400 - Major Performance Developmer	6	1:45.588	74.32 mph	119.61 kph
25	M	Haydon SMITH	Kawasaki ZXR400 - HI-Precision Engineering Ltd	4	1:45.853	74.14 mph	119.31 kph
115	S/R	Jake DONKERSLEY	Honda VFR400 NC30 -	2	1:48.088	72.60 mph	116.85 kph

Class GP - 92.5% of Race Speed = 72.09 mph

Class M - 92.5% of Race Speed = 67.98 mph

Class S - 92.5% of Race Speed = 67.96 mph

Class S/R - 92.5% of Race Speed = 66.17 mph

Weather / Track : Cloudy / Dry

These results are provisional until the conclusion of any judicial and technical matters.

Race Distance: 6 Laps / 13.08 miles

Cadwell Park: 2.1800 miles

Date: 01/07/2023 Start: 16:37 Finish: 16:47

Clerk Of Course :

Stewards :

Timekeeper :

Craig Smith

Results can be found at www.tsl-timing.com

Printed - 16:51 Saturday, 01 July 2023



BMCRC - MRO Championships 2023 - Rnd 5 @ Cadwell Park

BMCRC Formula 400 & INTA Motorcycles Blue Haze GP 2-Stroke

RACE 16 - LAP CHART

LAP 1 @ 16:39:38.129

NO	BEHIND	LAP TIME
20		1:45.935
5	1.005	1:46.940
8	2.387	1:48.322
13	3.597	1:49.532
25	4.285	1:50.220
151	5.051	1:50.986
16	5.302	1:51.237
3	9.573	1:55.508
115	10.169	1:56.104
90	10.762	1:56.697
83	11.277	1:57.212
7	11.730	1:57.665
477	13.099	1:59.034
27	16.543	2:02.478
24	17.923	2:03.858
57	18.807	2:04.742
99	19.532	2:05.467
400	20.128	2:06.063
199	21.085	2:07.020
12	21.182	2:07.117
75	22.112	2:08.047
88	24.258	2:10.193
17	25.013	2:10.948
187	25.126	2:11.061
46	25.221	2:11.156

LAP 2 @ 16:41:17.834

NO	BEHIND	LAP TIME
20		1:39.705
5	2.590	1:41.290
8	2.780	1:40.098
13	6.704	1:42.812
25	10.832	1:46.252
151	11.476	1:46.130
16	12.164	1:46.567
3	18.019	1:48.151
115	18.552	1:48.088
90	20.783	1:49.726
83	21.948	1:50.376
7	22.201	1:50.176
477	24.183	1:50.789
27	34.490	1:57.652
57	34.848	1:55.746
24	36.017	1:57.799
99	36.647	1:56.820
199	36.752	1:55.372
400	37.071	1:56.648
75	37.968	1:55.561
12	38.746	1:57.269
88	43.455	1:58.902
46	43.872	1:58.356
187	46.645	2:01.224

LAP 3 @ 16:42:57.836

NO	BEHIND	LAP TIME
20		1:40.002
8	2.741	1:39.963
5	4.610	1:42.022
13	9.005	1:42.303
25	17.051	1:46.221
151	17.565	1:46.091
16	17.882	1:45.720

115	27.040	1:48.490
3	28.126	1:50.109
90	31.399	1:50.618
7	31.981	1:49.782
83	33.635	1:51.689
477	35.145	1:50.964
27	52.245	1:57.757
57	52.507	1:57.661
199	52.717	1:55.967
24	53.878	1:57.863
99	54.421	1:57.776
75	54.733	1:56.767
400	55.427	1:58.358
12	55.514	1:56.770
88	1:01.776	1:58.323
46	1:02.008	1:58.138
187	1:04.755	1:58.112

LAP 4 @ 16:44:37.771

NO	BEHIND	LAP TIME
20		1:39.935
8	2.814	1:40.008
5	5.999	1:41.324
13	11.098	1:42.028
25	22.969	1:45.853
151	23.415	1:45.785
16	23.826	1:45.879
115	35.415	1:48.310
3	41.967	1:53.776
7	42.306	1:50.260
90	42.932	1:51.468
83	45.002	1:51.302
477	45.444	1:50.234
57	1:08.452	1:55.880
27	1:08.784	1:56.474
199	1:09.376	1:56.594
24	1:11.207	1:57.264
75	1:11.558	1:56.760
99	1:11.611	1:57.125
12	1:11.953	1:56.374
400	1:12.555	1:57.063
46	1:19.572	1:57.499
88	1:21.077	1:59.236
187	1:21.864	1:57.044

LAP 5 @ 16:46:16.639

NO	BEHIND	LAP TIME
20		1:38.868
8	4.943	1:40.997
5	8.539	1:41.408
13	14.018	1:41.788
25	30.025	1:45.924
151	30.673	1:46.126
16	30.777	1:45.819
115	45.251	1:48.704
3	52.435	1:49.336
7	52.886	1:49.448
90	53.731	1:49.667
83	56.630	1:50.496
477	57.181	1:50.605
57	1:24.602	1:55.018
27	1:25.025	1:55.109
199	1:25.128	1:54.620
24	1:27.154	1:54.815
12	1:27.865	1:54.780

75	1:28.443	1:55.753
99	1:28.615	1:55.872
400	1:29.423	1:55.736
46	1:36.130	1:55.426
88	1:38.570	1:56.361
187	1:39.324	1:56.328

LAP 6 @ 16:47:56.314

NO	BEHIND	LAP TIME
20		1:39.675
8	8.567	1:43.299
5	10.867	1:42.003
13	15.928	1:41.585
25	36.491	1:46.141
16	36.690	1:45.588
151	37.103	1:46.105
115	54.060	1:48.484
3	1:01.101	1:48.341
7	1:01.689	1:48.478
90	1:04.266	1:50.210
477	1:07.771	1:50.265
83	1:08.321	1:51.366
27	1:39.750	1:54.400
57	1:40.765	1:55.838
199	1:40.917	1:55.464
12	1:44.807	1:56.617
24	1:44.956	1:57.477
75	1:45.524	1:56.756
99	1:45.626	1:56.686
400	1:46.030	1:56.282
46	1:51.744	1:55.289
88	1:57.053	1:58.158
187	1:57.988	1:58.339

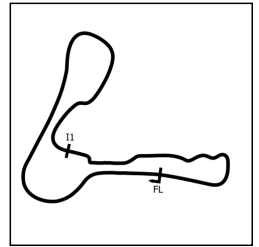
BMCRC - MRO Championships 2023 - Rnd 5 @ Cadwell Park

BMCRC Formula 400 & INTA Motorcycles Blue Haze GP 2-Stroke

RACE 16 - POSITION CHART

No	Name	Lap Pos	Lap					
			1	2	3	4	5	6
8	ATKINSON	1	20	20	20	20	20	20
20	MILLS	2	5	5	8	8	8	8
5	LEA	3	8	8	5	5	5	5
16	MAJOR	4	13	13	13	13	13	13
151	SMITH	5	25	25	25	25	25	25
25	SMITH	6	151	151	151	151	151	16
13	EDMONDSON	7	16	16	16	16	16	151
3	BARRETT	8	3	3	115	115	115	115
115	DONKERSLEY	9	115	115	3	3	3	3
90	RAPA	10	90	90	90	7	7	7
7	FISHWICK	11	83	83	7	90	90	90
477	WATT	12	7	7	83	83	83	477
10	BRUNSDON	13	477	477	477	477	477	83
83	GIBSON	14	27	27	27	57	57	27
400	THURTTLE	15	24	57	57	27	27	57
27	SINCA	16	57	24	199	199	199	199
199	FROST	17	99	99	24	24	24	12
99	WOLFF	18	400	199	99	75	12	24
57	WILTON	19	199	400	75	99	75	75
24	GODZISZ	20	12	75	400	12	99	99
17	BATE	21	75	12	12	400	400	400
187	DERMOTT	22	88	88	88	46	46	46
12	RAMSEY	23	17	46	46	88	88	88
75	CREASEY	24	187	187	187	187	187	187
46	MASON	25	46					
88	STANCIU	26						

BMCRC - MRO Championships 2023 - Rnd 5 @ Cadwell Park
BMCRC Formula 400 & INTA Motorcycles Blue Haze GP 2-Stroke
RACE 16 - SECTOR ANALYSIS



SECTOR 1 = FL to I1, SECTOR 2 = I1 to FL, DIFF = Difference To Personal Best Lap, P = Crossed Finish Line in Pit Lane, D = Time Disallowed

P1 20 GP		Gavin MILLS		Honda RS250 - Reg Richardson Racing			
IDEAL LAP TIME : 1:38.868		BEST LAP TIME : 1:38.868		DIFFERENCE : 0.000			
LAP	SECTOR 1	SECTOR 2	LAP TIME	MPH	DIFF	TIME OF DAY	
1 -		41.972	1:45.935	74.08	7.067	16:39:38.129	
2 -	58.172	41.533	1:39.705 (3)	78.71	0.837	16:41:17.834	
3 -	58.485	41.517	1:40.002	78.47	1.134	16:42:57.836	
4 -	58.408	41.527	1:39.935	78.53	1.067	16:44:37.771	
5 -	57.613	41.255	1:38.868 (1)	79.37		16:46:16.639	
6 -	57.756	41.919	1:39.675 (2)	78.73	0.807	16:47:56.314	

P2 8 GP		Phil ATKINSON		Yamaha TZ350 - ROSE MOT/Q Oil Treatments			
IDEAL LAP TIME : 1:39.863		BEST LAP TIME : 1:39.963		DIFFERENCE : 0.100			
LAP	SECTOR 1	SECTOR 2	LAP TIME	MPH	DIFF	TIME OF DAY	
1 -		42.488	1:48.322	72.45	8.359	16:39:40.516	
2 -	58.421	41.677	1:40.098 (3)	78.40	0.135	16:41:20.614	
3 -	58.333	41.630	1:39.963 (1)	78.50		16:43:00.577	
4 -	58.233	41.775	1:40.008 (2)	78.47	0.045	16:44:40.585	
5 -	58.476	42.521	1:40.997	77.70	1.034	16:46:21.582	
6 -	59.631	43.668	1:43.299	75.97	3.336	16:48:04.881	

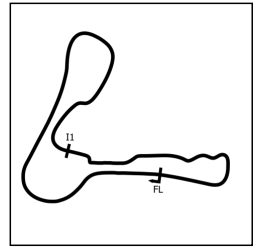
P3 5 GP		John LEA		Yamaha TZ 250 - P G & J Lea Plumbing & heating			
IDEAL LAP TIME : 1:41.155		BEST LAP TIME : 1:41.290		DIFFERENCE : 0.135			
LAP	SECTOR 1	SECTOR 2	LAP TIME	MPH	DIFF	TIME OF DAY	
1 -		42.486	1:46.940	73.38	5.650	16:39:39.134	
2 -	59.069	42.221	1:41.290 (1)	77.48		16:41:20.424	
3 -	59.564	42.458	1:42.022	76.92	0.732	16:43:02.446	
4 -	59.238	42.086	1:41.324 (2)	77.45	0.034	16:44:43.770	
5 -	59.193	42.215	1:41.408 (3)	77.39	0.118	16:46:25.178	
6 -	59.547	42.456	1:42.003	76.93	0.713	16:48:07.181	

P4 13 GP		Doug EDMONDSON		Yamaha TZ250 - Stan Stephens Tuning			
IDEAL LAP TIME : 1:41.298		BEST LAP TIME : 1:41.585		DIFFERENCE : 0.287			
LAP	SECTOR 1	SECTOR 2	LAP TIME	MPH	DIFF	TIME OF DAY	
1 -		43.527	1:49.532	71.65	7.947	16:39:41.726	
2 -	59.518	43.294	1:42.812	76.33	1.227	16:41:24.538	
3 -	59.761	42.542	1:42.303	76.71	0.718	16:43:06.841	
4 -	59.533	42.495	1:42.028 (3)	76.92	0.443	16:44:48.869	
5 -	59.433	42.355	1:41.788 (2)	77.10	0.203	16:46:30.657	
6 -	58.943	42.642	1:41.585 (1)	77.25		16:48:12.242	

P5 25 M		Haydon SMITH		Kawasaki ZXR400 - HI-Precision Engineering Ltd			
IDEAL LAP TIME : 1:45.290		BEST LAP TIME : 1:45.853		DIFFERENCE : 0.563			
LAP	SECTOR 1	SECTOR 2	LAP TIME	MPH	DIFF	TIME OF DAY	
1 -		43.727	1:50.220	71.20	4.367	16:39:42.414	
2 -	1:01.741	44.511	1:46.252	73.86	0.399	16:41:28.666	
3 -	1:02.363	43.858	1:46.221	73.88	0.368	16:43:14.887	
4 -	1:02.304	43.549	1:45.853 (1)	74.14		16:45:00.740	
5 -	1:02.199	43.725	1:45.924 (2)	74.09	0.071	16:46:46.664	
6 -	1:02.208	43.933	1:46.141 (3)	73.94	0.288	16:48:32.805	

P6 16 S		Alan MAJOR		Kawasaki ZXR400 - Major Performance Developments			
IDEAL LAP TIME : 1:44.560		BEST LAP TIME : 1:45.588		DIFFERENCE : 1.028			
LAP	SECTOR 1	SECTOR 2	LAP TIME	MPH	DIFF	TIME OF DAY	
1 -		44.071	1:51.237	70.55	5.649	16:39:43.431	
2 -	1:00.966	45.601	1:46.567	73.64	0.979	16:41:29.998	
3 -	1:01.802	43.918	1:45.720 (2)	74.23	0.132	16:43:15.718	
4 -	1:02.285	43.594	1:45.879	74.12	0.291	16:45:01.597	
5 -	1:01.824	43.995	1:45.819 (3)	74.16	0.231	16:46:47.416	
6 -	1:01.654	43.934	1:45.588 (1)	74.32		16:48:33.004	

BMCRC - MRO Championships 2023 - Rnd 5 @ Cadwell Park
BMCRC Formula 400 & INTA Motorcycles Blue Haze GP 2-Stroke
RACE 16 - SECTOR ANALYSIS



SECTOR 1 = FL to I1, SECTOR 2 = I1 to FL, DIFF = Difference To Personal Best Lap, P = Crossed Finish Line in Pit Lane, D = Time Disallowed

P7 151 S Nick SMITH		Kawasaki ZXR400 - Hi-Precision Engineering Ltd				
IDEAL LAP TIME : 1:45.115		BEST LAP TIME : 1:45.785		DIFFERENCE : 0.670		
LAP	SECTOR 1	SECTOR 2	LAP TIME	MPH	DIFF	TIME OF DAY
1 -		44.196	1:50.986	70.71	5.201	16:39:43.180
2 -	1:01.378	44.752	1:46.130	73.94	0.345	16:41:29.310
3 -	1:02.010	44.081	1:46.091 (2)	73.97	0.306	16:43:15.401
4 -	1:02.048	43.737	1:45.785 (1)	74.18		16:45:01.186
5 -	1:02.011	44.115	1:46.126	73.95	0.341	16:46:47.312
6 -	1:02.122	43.983	1:46.105 (3)	73.96	0.320	16:48:33.417

P8 115 S/R Jake DONKERSLEY		Honda VFR400 NC30 -				
IDEAL LAP TIME : 1:47.646		BEST LAP TIME : 1:48.088		DIFFERENCE : 0.442		
LAP	SECTOR 1	SECTOR 2	LAP TIME	MPH	DIFF	TIME OF DAY
1 -		46.605	1:56.104	67.59	8.016	16:39:48.298
2 -	1:02.326	45.762	1:48.088 (1)	72.60		16:41:36.386
3 -	1:02.226	46.264	1:48.490	72.33	0.402	16:43:24.876
4 -	1:02.885	45.425	1:48.310 (2)	72.45	0.222	16:45:13.186
5 -	1:03.284	45.420	1:48.704	72.19	0.616	16:47:01.890
6 -	1:02.891	45.593	1:48.484 (3)	72.34	0.396	16:48:50.374

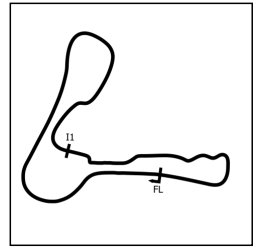
P9 3 GP Tom BARRETT		Honda RS250 -				
IDEAL LAP TIME : 1:48.039		BEST LAP TIME : 1:48.151		DIFFERENCE : 0.112		
LAP	SECTOR 1	SECTOR 2	LAP TIME	MPH	DIFF	TIME OF DAY
1 -		46.333	1:55.508	67.94	7.357	16:39:47.702
2 -	1:02.087	46.064	1:48.151 (1)	72.56		16:41:35.853
3 -	1:02.431	47.678	1:50.109	71.27	1.958	16:43:25.962
4 -	1:06.694	47.082	1:53.776	68.97	5.625	16:45:19.738
5 -	1:02.777	46.559	1:49.336 (3)	71.77	1.185	16:47:09.074
6 -	1:01.975	46.366	1:48.341 (2)	72.43	0.190	16:48:57.415

P10 7 M Pete FISHWICK		Yamaha TZR 250 -				
IDEAL LAP TIME : 1:48.478		BEST LAP TIME : 1:48.478		DIFFERENCE : 0.000		
LAP	SECTOR 1	SECTOR 2	LAP TIME	MPH	DIFF	TIME OF DAY
1 -		46.252	1:57.665	66.69	9.187	16:39:49.859
2 -	1:04.332	45.844	1:50.176	71.23	1.698	16:41:40.035
3 -	1:04.190	45.592	1:49.782 (3)	71.48	1.304	16:43:29.817
4 -	1:04.024	46.236	1:50.260	71.17	1.782	16:45:20.077
5 -	1:03.104	46.344	1:49.448 (2)	71.70	0.970	16:47:09.525
6 -	1:03.055	45.423	1:48.478 (1)	72.34		16:48:58.003

P11 90 S Steve RAPA		Honda RVF400 (BRUCE) - My Own Fair Hands				
IDEAL LAP TIME : 1:49.497		BEST LAP TIME : 1:49.667		DIFFERENCE : 0.170		
LAP	SECTOR 1	SECTOR 2	LAP TIME	MPH	DIFF	TIME OF DAY
1 -		46.662	1:56.697	67.25	7.030	16:39:48.891
2 -	1:03.812	45.914	1:49.726 (2)	71.52	0.059	16:41:38.617
3 -	1:04.383	46.235	1:50.618	70.94	0.951	16:43:29.235
4 -	1:05.515	45.953	1:51.468	70.40	1.801	16:45:20.703
5 -	1:03.982	45.685	1:49.667 (1)	71.56		16:47:10.370
6 -	1:04.198	46.012	1:50.210 (3)	71.21	0.543	16:49:00.580

P12 477 S Kade WATT		Kawasaki NINJA 400 - JMF Contracts				
IDEAL LAP TIME : 1:49.766		BEST LAP TIME : 1:50.234		DIFFERENCE : 0.468		
LAP	SECTOR 1	SECTOR 2	LAP TIME	MPH	DIFF	TIME OF DAY
1 -		45.632	1:59.034	65.93	8.800	16:39:51.228
2 -	1:05.368	45.421	1:50.789	70.83	0.555	16:41:42.017
3 -	1:05.569	45.395	1:50.964	70.72	0.730	16:43:32.981
4 -	1:04.925	45.309	1:50.234 (1)	71.19		16:45:23.215
5 -	1:04.609	45.996	1:50.605 (3)	70.95	0.371	16:47:13.820
6 -	1:04.457	45.808	1:50.265 (2)	71.17	0.031	16:49:04.085

BMCRC - MRO Championships 2023 - Rnd 5 @ Cadwell Park
BMCRC Formula 400 & INTA Motorcycles Blue Haze GP 2-Stroke
RACE 16 - SECTOR ANALYSIS



SECTOR 1 = FL to I1, SECTOR 2 = I1 to FL, DIFF = Difference To Personal Best Lap, P = Crossed Finish Line in Pit Lane, D = Time Disallowed

P13 83 S		Peter GIBSON		Honda VFR400 -		
IDEAL LAP TIME : 1:50.013		BEST LAP TIME : 1:50.376		DIFFERENCE : 0.363		
LAP	SECTOR 1	SECTOR 2	LAP TIME	MPH	DIFF	TIME OF DAY
1 -		46.345	1:57.212	66.95	6.836	16:39:49.406
2 -	1:04.363	46.013	1:50.376 (1)	71.10		16:41:39.782
3 -	1:05.623	46.066	1:51.689	70.26	1.313	16:43:31.471
4 -	1:05.194	46.108	1:51.302 (3)	70.51	0.926	16:45:22.773
5 -	1:04.812	45.684	1:50.496 (2)	71.02	0.120	16:47:13.269
6 -	1:04.329	47.037	1:51.366	70.47	0.990	16:49:04.635

P14 27 S/R		Lucian Silviu SINCA		Kawasaki ZX400R -		
IDEAL LAP TIME : 1:54.400		BEST LAP TIME : 1:54.400		DIFFERENCE : 0.000		
LAP	SECTOR 1	SECTOR 2	LAP TIME	MPH	DIFF	TIME OF DAY
1 -		48.061	2:02.478	64.07	8.078	16:39:54.672
2 -	1:09.455	48.197	1:57.652	66.70	3.252	16:41:52.324
3 -	1:09.551	48.206	1:57.757	66.64	3.357	16:43:50.081
4 -	1:09.113	47.361	1:56.474 (3)	67.38	2.074	16:45:46.555
5 -	1:07.753	47.356	1:55.109 (2)	68.17	0.709	16:47:41.664
6 -	1:07.106	47.294	1:54.400 (1)	68.60		16:49:36.064

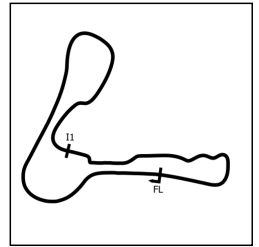
P15 57 S/R		John WILTON		Kawasaki ZXR400 -		
IDEAL LAP TIME : 1:54.714		BEST LAP TIME : 1:55.018		DIFFERENCE : 0.304		
LAP	SECTOR 1	SECTOR 2	LAP TIME	MPH	DIFF	TIME OF DAY
1 -		48.163	2:04.742	62.91	9.724	16:39:56.936
2 -	1:07.683	48.063	1:55.746 (2)	67.80	0.728	16:41:52.682
3 -	1:09.560	48.101	1:57.661	66.70	2.643	16:43:50.343
4 -	1:07.849	48.031	1:55.880	67.72	0.862	16:45:46.223
5 -	1:07.300	47.718	1:55.018 (1)	68.23		16:47:41.241
6 -	1:08.424	47.414	1:55.838 (3)	67.75	0.820	16:49:37.079

P16 199 GP		Michael FROST		Yamaha TZ250 4DP -		
IDEAL LAP TIME : 1:54.214		BEST LAP TIME : 1:54.620		DIFFERENCE : 0.406		
LAP	SECTOR 1	SECTOR 2	LAP TIME	MPH	DIFF	TIME OF DAY
1 -		48.456	2:07.020	61.78	12.400	16:39:59.214
2 -	1:07.239	48.133	1:55.372 (2)	68.02	0.752	16:41:54.586
3 -	1:08.139	47.828	1:55.967	67.67	1.347	16:43:50.553
4 -	1:09.084	47.510	1:56.594	67.31	1.974	16:45:47.147
5 -	1:07.645	46.975	1:54.620 (1)	68.47		16:47:41.767
6 -	1:08.148	47.316	1:55.464 (3)	67.96	0.844	16:49:37.231

P17 12 S/R		Kees RAMSEY		Kawasaki NINJA 400CC -		
IDEAL LAP TIME : 1:54.780		BEST LAP TIME : 1:54.780		DIFFERENCE : 0.000		
LAP	SECTOR 1	SECTOR 2	LAP TIME	MPH	DIFF	TIME OF DAY
1 -		49.082	2:07.117	61.73	12.337	16:39:59.311
2 -	1:08.810	48.459	1:57.269	66.92	2.489	16:41:56.580
3 -	1:08.159	48.611	1:56.770	67.20	1.990	16:43:53.350
4 -	1:08.293	48.081	1:56.374 (2)	67.43	1.594	16:45:49.724
5 -	1:07.082	47.698	1:54.780 (1)	68.37		16:47:44.504
6 -	1:08.220	48.397	1:56.617 (3)	67.29	1.837	16:49:41.121

P18 24 S		Harley GODZISZ		Honda NC30 - SonicRacing.co.uk		
IDEAL LAP TIME : 1:54.815		BEST LAP TIME : 1:54.815		DIFFERENCE : 0.000		
LAP	SECTOR 1	SECTOR 2	LAP TIME	MPH	DIFF	TIME OF DAY
1 -		48.103	2:03.858	63.36	9.043	16:39:56.052
2 -	1:09.040	48.759	1:57.799	66.62	2.984	16:41:53.851
3 -	1:09.145	48.718	1:57.863	66.58	3.048	16:43:51.714
4 -	1:08.365	48.899	1:57.264 (2)	66.92	2.449	16:45:48.978
5 -	1:07.088	47.727	1:54.815 (1)	68.35		16:47:43.793
6 -	1:08.657	48.820	1:57.477 (3)	66.80	2.662	16:49:41.270

BMCRC - MRO Championships 2023 - Rnd 5 @ Cadwell Park
BMCRC Formula 400 & INTA Motorcycles Blue Haze GP 2-Stroke
RACE 16 - SECTOR ANALYSIS



SECTOR 1 = FL to I1, SECTOR 2 = I1 to FL, DIFF = Difference To Personal Best Lap, P = Crossed Finish Line in Pit Lane, D = Time Disallowed

P19 75 S		Morgan CREASEY		Kawasaki Ninja - Warics Ltd		
IDEAL LAP TIME : 1:55.220		BEST LAP TIME : 1:55.561		DIFFERENCE : 0.341		
LAP	SECTOR 1	SECTOR 2	LAP TIME	MPH	DIFF	TIME OF DAY
1 -		49.258	2:08.047	61.29	12.486	16:40:00.241
2 -	1:07.523	48.038	1:55.561 (1)	67.91		16:41:55.802
3 -	1:08.430	48.337	1:56.767	67.21	1.206	16:43:52.569
4 -	1:08.295	48.465	1:56.760	67.21	1.199	16:45:49.329
5 -	1:08.056	47.697	1:55.753 (2)	67.80	0.192	16:47:45.082
6 -	1:07.976	48.780	1:56.756 (3)	67.21	1.195	16:49:41.838

P20 99 M		Jack WOLFF		Kawasaki NINJA 300 - Nym Technologies Racing		
IDEAL LAP TIME : 1:55.603		BEST LAP TIME : 1:55.872		DIFFERENCE : 0.269		
LAP	SECTOR 1	SECTOR 2	LAP TIME	MPH	DIFF	TIME OF DAY
1 -		48.666	2:05.467	62.55	9.595	16:39:57.661
2 -	1:07.942	48.878	1:56.820 (3)	67.18	0.948	16:41:54.481
3 -	1:09.259	48.517	1:57.776	66.63	1.904	16:43:52.257
4 -	1:08.771	48.354	1:57.125	67.00	1.253	16:45:49.382
5 -	1:08.211	47.661	1:55.872 (1)	67.73		16:47:45.254
6 -	1:08.363	48.323	1:56.686 (2)	67.25	0.814	16:49:41.940

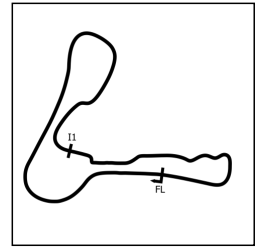
P21 400 S		Stuart THURTL		Kawasaki NINJA 400 - TeamTortoise Racing		
IDEAL LAP TIME : 1:55.697		BEST LAP TIME : 1:55.736		DIFFERENCE : 0.039		
LAP	SECTOR 1	SECTOR 2	LAP TIME	MPH	DIFF	TIME OF DAY
1 -		48.964	2:06.063	62.25	10.327	16:39:58.257
2 -	1:07.632	49.016	1:56.648 (3)	67.27	0.912	16:41:54.905
3 -	1:09.654	48.704	1:58.358	66.30	2.622	16:43:53.263
4 -	1:08.811	48.252	1:57.063	67.04	1.327	16:45:50.326
5 -	1:07.671	48.065	1:55.736 (1)	67.81		16:47:46.062
6 -	1:08.019	48.263	1:56.282 (2)	67.49	0.546	16:49:42.344

P22 46 S		Sam MASON		Kawasaki ZXR400 -		
IDEAL LAP TIME : 1:55.289		BEST LAP TIME : 1:55.289		DIFFERENCE : 0.000		
LAP	SECTOR 1	SECTOR 2	LAP TIME	MPH	DIFF	TIME OF DAY
1 -		49.064	2:11.156	59.83	15.867	16:40:03.350
2 -	1:09.781	48.575	1:58.356	66.30	3.067	16:42:01.706
3 -	1:09.406	48.732	1:58.138	66.43	2.849	16:43:59.844
4 -	1:08.544	48.955	1:57.499 (3)	66.79	2.210	16:45:57.343
5 -	1:08.028	47.398	1:55.426 (2)	67.99	0.137	16:47:52.769
6 -	1:07.934	47.355	1:55.289 (1)	68.07		16:49:48.058

P23 88 S/R		Florentin STANCIU		Kawasaki ZXR400 - RAP Racing Team		
IDEAL LAP TIME : 1:56.155		BEST LAP TIME : 1:56.361		DIFFERENCE : 0.206		
LAP	SECTOR 1	SECTOR 2	LAP TIME	MPH	DIFF	TIME OF DAY
1 -		50.994	2:10.193	60.28	13.832	16:40:02.387
2 -	1:09.034	49.868	1:58.902	66.00	2.541	16:42:01.289
3 -	1:09.359	48.964	1:58.323 (3)	66.32	1.962	16:43:59.612
4 -	1:08.715	50.521	1:59.236	65.81	2.875	16:45:58.848
5 -	1:07.212	49.149	1:56.361 (1)	67.44		16:47:55.209
6 -	1:07.191	50.967	1:58.158 (2)	66.42	1.797	16:49:53.367

P24 187 S/R		Scott DERMOTT		Honda CBR400RR-N NC29 - TwoClicksOut Racing		
IDEAL LAP TIME : 1:56.116		BEST LAP TIME : 1:56.328		DIFFERENCE : 0.212		
LAP	SECTOR 1	SECTOR 2	LAP TIME	MPH	DIFF	TIME OF DAY
1 -		50.516	2:11.061	59.88	14.733	16:40:03.255
2 -	1:10.744	50.480	2:01.224	64.74	4.896	16:42:04.479
3 -	1:09.796	48.316	1:58.112 (3)	66.44	1.784	16:44:02.591
4 -	1:08.635	48.409	1:57.044 (2)	67.05	0.716	16:45:59.635
5 -	1:08.210	48.118	1:56.328 (1)	67.46		16:47:55.963
6 -	1:07.998	50.341	1:58.339	66.31	2.011	16:49:54.302

BMCRC - MRO Championships 2023 - Rnd 5 @ Cadwell Park
BMCRC Formula 400 & INTA Motorcycles Blue Haze GP 2-Stroke
RACE 16 - SECTOR ANALYSIS



SECTOR 1 = FL to I1, SECTOR 2 = I1 to FL, DIFF = Difference To Personal Best Lap, P = Crossed Finish Line in Pit Lane, D = Time Disallowed

P25	17 S/R	Freddie BATE	Kawasaki NINJA 300 - hartjay			
IDEAL LAP TIME : 2:01.748		BEST LAP TIME :		DIFFERENCE :		
LAP	SECTOR 1	SECTOR 2	LAP TIME	MPH	DIFF	TIME OF DAY
1 -		51.426	2:10.948	59.93		16:40:03.142

BMCRC - MRO Championships 2023 - Rnd 5 @ Cadwell Park

BMCRC Formula 400 & INTA Motorcycles Blue Haze GP 2-Stroke

RACE 16 - BEST SECTORS

SECTOR 1			SECTOR 2			IDEAL / BEST COMPARISON						
POS	NO	NAME	TIME	NO	NAME	TIME	POS	NO	NAME	IDEAL	BEST	DIFF
									PERFECT LAP	1:38.868		
1	20	MILLS	57.613	20	MILLS	41.255	1	20	MILLS	1:38.868	1:38.868	0.000
2	8	ATKINSON	58.233	8	ATKINSON	41.630	2	8	ATKINSON	1:39.863	1:39.963	0.100
3	13	EDMONDSON	58.943	5	LEA	42.086	3	5	LEA	1:41.155	1:41.290	0.135
4	5	LEA	59.069	13	EDMONDSON	42.355	4	13	EDMONDSON	1:41.298	1:41.585	0.287
5	16	MAJOR	1:00.966	25	SMITH	43.549	5	16	MAJOR	1:44.560	1:45.588	1.028
6	151	SMITH	1:01.378	16	MAJOR	43.594	6	151	SMITH	1:45.115	1:45.785	0.670
7	25	SMITH	1:01.741	151	SMITH	43.737	7	25	SMITH	1:45.290	1:45.853	0.563
8	3	BARRETT	1:01.975	477	WATT	45.309	8	115	DONKERSLEY	1:47.646	1:48.088	0.442
9	115	DONKERSLEY	1:02.226	115	DONKERSLEY	45.420	9	3	BARRETT	1:48.039	1:48.151	0.112
10	7	FISHWICK	1:03.055	7	FISHWICK	45.423	10	7	FISHWICK	1:48.478	1:48.478	0.000
11	90	RAPA	1:03.812	83	GIBSON	45.684	11	90	RAPA	1:49.497	1:49.667	0.170
12	83	GIBSON	1:04.329	90	RAPA	45.685	12	477	WATT	1:49.766	1:50.234	0.468
13	477	WATT	1:04.457	3	BARRETT	46.064	13	83	GIBSON	1:50.013	1:50.376	0.363
14	12	RAMSEY	1:07.082	199	FROST	46.975	14	199	FROST	1:54.214	1:54.620	0.406
15	24	GODZISZ	1:07.088	27	SINCA	47.294	15	27	SINCA	1:54.400	1:54.400	0.000
16	27	SINCA	1:07.106	46	MASON	47.355	16	57	WILTON	1:54.714	1:55.018	0.304
17	88	STANCIU	1:07.191	57	WILTON	47.414	17	12	RAMSEY	1:54.780	1:54.780	0.000
18	199	FROST	1:07.239	99	WOLFF	47.661	18	24	GODZISZ	1:54.815	1:54.815	0.000
19	57	WILTON	1:07.300	75	CREASEY	47.697	19	75	CREASEY	1:55.220	1:55.561	0.341
20	75	CREASEY	1:07.523	12	RAMSEY	47.698	20	46	MASON	1:55.289	1:55.289	0.000
21	400	THURTL	1:07.632	24	GODZISZ	47.727	21	99	WOLFF	1:55.603	1:55.872	0.269
22	46	MASON	1:07.934	400	THURTL	48.065	22	400	THURTL	1:55.697	1:55.736	0.039
23	99	WOLFF	1:07.942	187	DERMOTT	48.118	23	187	DERMOTT	1:56.116	1:56.328	0.212
24	187	DERMOTT	1:07.998	88	STANCIU	48.964	24	88	STANCIU	1:56.155	1:56.361	0.206
25	17	BATE	1:10.322	17	BATE	51.426	25	17	BATE	2:01.748		
26												

BMCRC - MRO Championships 2023 - Rnd 5 @ Cadwell Park
BMCRC Formula 400 & INTA Motorcycles Blue Haze GP 2-Stroke
RACE 16 - STATISTICS

Competitors Started 26
Planned Start 2023-07-01 @ 17:00:00.000
Actual Start 2023-07-01 @ 16:37:52.193
Finish Time 2023-07-01 @ 16:47:56.313
Track Length 2.1800mi.
Total Laps 145
Total Distance Covered 316.1027mi.

Session Fastest Lap History

NO	CL	NAME	LAP TIME	TIME OF DAY	LAP	VEHICLE
20	GP	Gavin MILLS	1:39.705	16:41:17.859	2	Honda RS250
20	GP	Gavin MILLS	1:38.868	16:46:16.663	5	Honda RS250

Session Leader History

NO	CL	NAME	FROM LAP	LAPS LED	DISTANCE	VEHICLE
20	GP	Gavin MILLS	1	6	13.08 miles	Honda RS250

Flag History

TYPE	TIME OF DAY
GREEN	16:37:52.193
FINISH	16:47:56.313

Flag Statistics

TYPE	COUNT	TOTAL LAPS	TOTAL TIME
Green	1	6	12:05.169
Red	0	0	0.000
Safety Car	0	0	0.000
FCY	0	0	0.000

BMCRC - MRO Championships 2023 - Rnd 5 @ Cadwell Park
BMCRC Formula 400 & INTA Motorcycles Blue Haze GP 2-Stroke
RACE 16 - STATISTICS

CLASS : M

4 Starters

Fastest Lap History

NO	NAME	LAP TIME	TIME OF DAY	LAP	VEHICLE
25	Haydon SMITH	1:46.252	16:41:28.678	2	Kawasaki ZXR400
25	Haydon SMITH	1:46.221	16:43:14.900	3	Kawasaki ZXR400
25	Haydon SMITH	1:45.853	16:45:00.752	4	Kawasaki ZXR400

Leader History

NO	NAME	FROM LAP	LAPS LED	DISTANCE	VEHICLE
25	Haydon SMITH	1	6	13.08 miles	Kawasaki ZXR400

BMCRC - MRO Championships 2023 - Rnd 5 @ Cadwell Park
BMCRC Formula 400 & INTA Motorcycles Blue Haze GP 2-Stroke
RACE 16 - STATISTICS

CLASS : S

9 Starters

Fastest Lap History

NO	NAME	LAP TIME	TIME OF DAY	LAP	VEHICLE
151	Nick SMITH	1:46.130	16:41:29.322	2	Kawasaki ZXR400
151	Nick SMITH	1:46.091	16:43:15.413	3	Kawasaki ZXR400
16	Alan MAJOR	1:45.720	16:43:15.730	3	Kawasaki ZXR400
16	Alan MAJOR	1:45.588	16:48:33.015	6	Kawasaki ZXR400

Leader History

NO	NAME	FROM LAP	LAPS LED	DISTANCE	VEHICLE
151	Nick SMITH	1	5	10.90 miles	Kawasaki ZXR400
16	Alan MAJOR	6	1	2.18 miles	Kawasaki ZXR400

BMCRC - MRO Championships 2023 - Rnd 5 @ Cadwell Park
BMCRC Formula 400 & INTA Motorcycles Blue Haze GP 2-Stroke
RACE 16 - STATISTICS

CLASS : S/R

7 Starters

Fastest Lap History

NO	NAME	LAP TIME	TIME OF DAY	LAP	VEHICLE
115	Jake DONKERSLEY	1:48.088	16:41:36.431	2	Honda VFR400 NC30

Leader History

NO	NAME	FROM LAP	LAPS LED	DISTANCE	VEHICLE
115	Jake DONKERSLEY	1	6	13.08 miles	Honda VFR400 NC30

BMCRC - MRO Championships 2023 - Rnd 5 @ Cadwell Park
BMCRC Formula 400 & INTA Motorcycles Blue Haze GP 2-Stroke
RACE 16 - STATISTICS

CLASS : GP

6 Starters

Fastest Lap History

NO	NAME	LAP TIME	TIME OF DAY	LAP	VEHICLE
20	Gavin MILLS	1:39.705	16:41:17.859	2	Honda RS250
20	Gavin MILLS	1:38.868	16:46:16.663	5	Honda RS250

Leader History

NO	NAME	FROM LAP	LAPS LED	DISTANCE	VEHICLE
20	Gavin MILLS	1	6	13.08 miles	Honda RS250

BMCRC - MRO Championships 2023 - Rnd 5 @ Cadwell Park

BMCRC Formula 400 & INTA Motorcycles Blue Haze GP 2-Stroke

RACE 5 - GRID (8 Laps)

ROW 10	28	26	Josh WAINWRIGHT	29	135	Zack WESTON	30		
ROW 9	25	17	Freddie BATE	26	110	Mark HAIGH	27	42	Martin PEARSON
ROW 8	22	99	Jack WOLFF	23	187	Scott DERMOTT	24	88	Florentin STANCIU
ROW 7	19	75	Morgan CREASEY	20	10	Mike BRUNSDON	21	400	Stuart THURTL
ROW 6	16	24	Harley GODZISZ	17	57	John WILTON	18	46	Sam MASON
ROW 5	13	27	Lucian Silviu SINCA	14	199	Michael FROST	15	12	Kees RAMSEY
ROW 4	10	90	Steve RAPA	11	477	Kade WATT	12	83	Peter GIBSON
ROW 3	7	25	Haydon SMITH	8	115	Jake DONKERSLEY	9	3	Tom BARRETT
ROW 2	4	13	Doug EDMONDSON	5	16	Alan MAJOR	6	151	Nick SMITH
ROW 1	1	20	Gavin MILLS	2	8	Phil ATKINSON	3	5	John LEA

Pole

Cadwell Park: 2.1800 miles

These results are provisional until the conclusion of any judicial and technical matters.

Clerk Of Course :	Stewards :	Timekeeper : <i>Craig Smith</i>
-------------------	------------	------------------------------------

Results can be found at www.tsl-timing.com

Printed - 16:53 Saturday, 01 July 2023



BMCRC - MRO Championships 2023 - Rnd 5 @ Cadwell Park

BMCRC Formula 400 & INTA Motorcycles Blue Haze GP 2-Stroke

RACE 5 - CLASSIFICATION

POS	NO	CL	PIC NAME	ENTRY	LAPS	TIME	GAP	DIFF	MPH	BEST	ON
1	5	GP	1 John LEA	Yamaha TZ 250 - P G & J Lea Plumbing & heating	8	13:34.553			77.07	1:39.738	6
2	13	GP	2 Doug EDMONDSON	Yamaha TZ250 - Stan Stephens Tuning	8	13:47.459	12.906	12.906	75.87	1:41.591	7
3	151	S	1 Nick SMITH	Kawasaki ZXR400 - Hi-Precision Engineering Ltd	8	14:00.664	26.111	13.205	74.68	1:43.468	8
4	16	S	2 Alan MAJOR	Kawasaki ZXR400 - Major Performance Developmer	8	14:00.898	26.345	0.234	74.66	1:43.375	6
5	115	S/R	1 Jake DONKERSLEY	Honda VFR400 NC30 -	8	14:33.439	58.886	32.541	71.88	1:47.196	2
6	110	S	3 Mark HAIGH	Aprilia RS250 - Chesterfield CarClinic/The Tuning W	8	14:35.428	1:00.875	1.989	71.71	1:46.394	6
7	90	S	4 Steve RAPA	Honda RVF400 (BRUCE) - My Own Fair Hands	8	14:41.066	1:06.513	5.638	71.25	1:48.267	2
8	83	S	5 Peter GIBSON	Honda VFR400 -	8	14:54.397	1:19.844	13.331	70.19	1:49.961	7
9	477	S	6 Kade WATT	Kawasaki NINJA 400 - JMF Contracts	8	15:01.442	1:26.889	7.045	69.64	1:50.288	5
10	27	S/R	2 Lucian Silviu SINCA	Kawasaki ZX400R -	8	15:12.902	1:38.349	11.460	68.77	1:52.508	3
11	10	M	1 Mike BRUNSDON	Kawasaki NINJA 400 - Parts Europe	8	15:20.888	1:46.335	7.986	68.17	1:51.546	7
12	57	S/R	3 John WILTON	Kawasaki ZXR400 -	8	15:25.623	1:51.070	4.735	67.82	1:53.479	7
13	199	GP	3 Michael FROST	Yamaha TZ250 4DP -	7	13:39.404	1 Lap	1 Lap	67.04	1:54.064	6
14	46	S	7 Sam MASON	Kawasaki ZXR400 -	7	13:44.690	1 Lap	5.286	66.61	1:54.522	7
15	3	GP	4 Tom BARRETT	Honda RS250 -	7	13:49.149	1 Lap	4.459	66.25	1:49.584	3
16	88	S/R	4 Florentin STANCIU	Kawasaki ZXR400 - RAP Racing Team	7	13:49.244	1 Lap	0.095	66.24	1:56.200	5
17	24	S	8 Harley GODZISZ	Honda NC30 - SonicRacing.co.uk	7	13:49.353	1 Lap	0.109	66.24	1:56.227	5
18	17	S/R	5 Freddie BATE	Kawasaki NINJA 300 - hartjay	7	13:50.576	1 Lap	1.223	66.14	1:56.557	5
19	400	S	9 Stuart THURTLIE	Kawasaki NINJA 400 - TeamTortoise Racing	7	13:51.983	1 Lap	1.407	66.03	1:56.503	7
20	187	S/R	6 Scott DERMOTT	Honda CBR400RR-N NC29 - TwoClicksOut Racing	7	13:54.194	1 Lap	2.211	65.85	1:56.910	5

NOT CLASSIFIED

DNF	20	GP	Gavin MILLS	Honda RS250 - Reg Richardson Racing	6	10:00.084	2 Laps	1 Lap	78.46	1:38.967	4
DNF	8	GP	Phil ATKINSON	Yamaha TZ350 - ROSE MOT/Q Oil Treatments	5	8:30.218	3 Laps	1 Lap	76.90	1:40.022	3
DNF	25	M	Haydon SMITH	Kawasaki ZXR400 - HI-Precision Engineering Ltd	3	5:20.176	5 Laps	2 Laps	73.53	1:45.261	2
DNF	42	S	Martin PEARSON	Yamaha TZR250 -	2	4:11.419	6 Laps	1 Lap	62.43	2:00.065	2

FASTEST LAP

	20	GP	Gavin MILLS	Honda RS250 - Reg Richardson Racing	4	1:38.967			79.29 mph	127.62 kph
	16	S	Alan MAJOR	Kawasaki ZXR400 - Major Performance Developmer	6	1:43.375			75.91 mph	122.17 kph
	25	M	Haydon SMITH	Kawasaki ZXR400 - HI-Precision Engineering Ltd	2	1:45.261			74.55 mph	119.98 kph
	115	S/R	Jake DONKERSLEY	Honda VFR400 NC30 -	2	1:47.196			73.21 mph	117.82 kph

Class GP - 92.5% of Race Speed = 71.28 mph

Class S - 92.5% of Race Speed = 69.07 mph

Class S/R - 92.5% of Race Speed = 66.48 mph

Class M - 92.5% of Race Speed = 63.05 mph

Weather / Track : Cloudy / Dry

These results are provisional until the conclusion of any judicial and technical matters.

Race Distance: 8 Laps / 17.44 miles

Cadwell Park: 2.1800 miles

Date: 02/07/2023 Start: 11:03 Finish: 11:17

Clerk Of Course :	Stewards :	Timekeeper : <i>Craig Smith</i>
-------------------	------------	------------------------------------

Results can be found at www.tsl-timing.com

Printed - 11:19 Sunday, 02 July 2023

BMCRC - MRO Championships 2023 - Rnd 5 @ Cadwell Park

BMCRC Formula 400 & INTA Motorcycles Blue Haze GP 2-Stroke

RACE 5 - LAP CHART

LAP 1 @ 11:05:36.745

NO	BEHIND	LAP TIME
20		1:44.287
5	1.514	1:45.801
8	3.608	1:47.895
13	4.219	1:48.506
25	5.182	1:49.469
151	5.607	1:49.894
16	6.096	1:50.383
90	9.439	1:53.726
115	11.518	1:55.805
27	13.512	1:57.799
3	14.123	1:58.410
83	14.989	1:59.276
110	15.160	1:59.447
477	15.941	2:00.228
57	17.256	2:01.543
199	20.086	2:04.373
88	20.182	2:04.469
10	21.347	2:05.634
24	21.527	2:05.814
46	22.257	2:06.544
17	23.384	2:07.671
400	23.584	2:07.871
187	24.169	2:08.456
42	27.067	2:11.354

LAP 2 @ 11:07:15.985

NO	BEHIND	LAP TIME
20		1:39.240
5	2.637	1:40.363
8	4.895	1:40.527
13	6.780	1:41.801
25	11.203	1:45.261
151	11.532	1:45.165
16	11.787	1:44.931
90	18.466	1:48.267
115	19.474	1:47.196
110	26.241	1:50.321
3	26.551	1:51.668
83	27.618	1:51.869
27	28.212	1:53.940
477	28.784	1:52.083
57	32.595	1:54.579
199	37.143	1:56.297
88	37.978	1:57.036
10	38.887	1:56.780
24	39.933	1:57.646
46	40.219	1:57.202
17	41.184	1:57.040
400	42.439	1:58.095
187	42.780	1:57.851
42	47.892	2:00.065

LAP 3 @ 11:08:55.266

NO	BEHIND	LAP TIME
20		1:39.281
5	3.476	1:40.120
8	5.636	1:40.022
13	9.212	1:41.713
25	17.368	1:45.446
151	18.118	1:45.867
16	18.950	1:46.444
90	27.956	1:48.771

115	28.039	1:47.846
110	36.658	1:49.698
3	36.854	1:49.584
83	39.155	1:50.818
27	41.439	1:52.508
477	42.035	1:52.532
57	47.950	1:54.636
10	54.731	1:55.125
88	56.351	1:57.654
199	56.656	1:58.794
24	57.630	1:56.978
46	57.791	1:56.853
17	59.130	1:57.227
400	59.974	1:56.816
187	1:00.980	1:57.481

LAP 4 @ 11:10:34.233

NO	BEHIND	LAP TIME
20		1:38.967
5	4.776	1:40.267
8	7.046	1:40.377
13	12.752	1:42.507
151	23.874	1:44.723
16	24.699	1:44.716
115	36.603	1:47.531
90	37.935	1:48.946
110	45.425	1:47.734
3	49.305	1:51.418
83	51.205	1:51.017
477	53.798	1:50.730
27	56.321	1:53.849
57	1:04.944	1:55.961
10	1:09.273	1:53.509
199	1:14.926	1:57.237
88	1:16.854	1:59.470
24	1:17.092	1:58.429
46	1:17.634	1:58.810
400	1:17.783	1:56.776
17	1:18.756	1:58.593
187	1:19.088	1:57.075

LAP 5 @ 11:12:13.228

NO	BEHIND	LAP TIME
20		1:38.995
5	6.251	1:40.470
8	9.448	1:41.397
13	15.858	1:42.101
151	28.933	1:44.054
16	29.353	1:43.649
115	44.854	1:47.246
90	48.206	1:49.266
110	53.744	1:47.314
83	1:02.899	1:50.689
477	1:05.091	1:50.288
27	1:10.595	1:53.269
57	1:21.502	1:55.553
10	1:22.842	1:52.564
199	1:30.476	1:54.545
88	1:34.059	1:56.200
24	1:34.324	1:56.227
46	1:34.625	1:55.986
400	1:35.656	1:56.868
17	1:36.318	1:56.557
187	1:37.003	1:56.910

LAP 6 @ 11:13:52.542

NO	BEHIND	LAP TIME
20		1:39.314
3	1 Lap	2:29.051
5	6.675	1:39.738
13	18.755	1:42.211
151	33.177	1:43.558
16	33.414	1:43.375
115	53.963	1:48.423
90	58.329	1:49.437
110	1:00.824	1:46.394
83	1:14.148	1:50.563
477	1:16.805	1:51.028
27	1:24.789	1:53.508
10	1:36.550	1:53.022
57	1:37.508	1:55.320
199	1:45.226	1:54.064
46	1:50.084	1:54.773
88	1:51.561	1:56.816

LAP 7 @ 11:15:45.156

NO	BEHIND	LAP TIME
5		1:45.939
24	1 Lap	1:57.713
17	1 Lap	1:56.619
3	1 Lap	1:54.951
400	1 Lap	1:59.054
187	1 Lap	1:58.683
13	7.732	1:41.591
151	24.498	1:43.935
16	24.681	1:43.881
115	51.195	1:49.846
110	55.585	1:47.375
90	56.804	1:51.089
83	1:11.495	1:49.961
477	1:16.457	1:52.266
27	1:26.394	1:54.219
10	1:35.482	1:51.546
57	1:38.373	1:53.479

LAP 8 @ 11:17:27.011

NO	BEHIND	LAP TIME
5		1:41.855
199	1 Lap	1:54.094
46	1 Lap	1:54.522
13	12.906	1:47.029
3	1 Lap	1:54.067
88	1 Lap	1:57.599
24	1 Lap	1:56.546
17	1 Lap	1:56.869
400	1 Lap	1:56.503
187	1 Lap	1:57.738
151	26.111	1:43.468
16	26.345	1:43.519
115	58.886	1:49.546
110	1:00.875	1:47.145
90	1:06.513	1:51.564
83	1:19.844	1:50.204
477	1:26.889	1:52.287
27	1:38.349	1:53.810
10	1:46.335	1:52.708
57	1:51.070	1:54.552

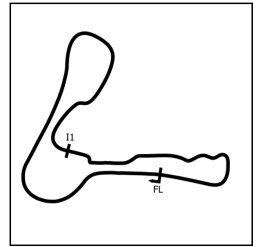
BMCRC - MRO Championships 2023 - Rnd 5 @ Cadwell Park

BMCRC Formula 400 & INTA Motorcycles Blue Haze GP 2-Stroke

RACE 5 - POSITION CHART

No	Name	Lap								
		Pos	1	2	3	4	5	6	7	8
20	MILLS	1	20	20	20	20	20	20	5	5
8	ATKINSON	2	5	5	5	5	5	5	13	13
5	LEA	3	8	8	8	8	8	13	151	151
13	EDMONDSON	4	13	13	13	13	13	151	16	16
16	MAJOR	5	25	25	25	151	151	16	115	115
151	SMITH	6	151	151	151	16	16	115	110	110
25	SMITH	7	16	16	16	115	115	90	90	90
115	DONKERSLEY	8	90	90	90	90	90	110	83	83
3	BARRETT	9	115	115	115	110	110	83	477	477
90	RAPA	10	27	110	110	3	83	477	27	27
477	WATT	11	3	3	3	83	477	27	10	10
83	GIBSON	12	83	83	83	477	27	10	57	57
27	SINCA	13	110	27	27	27	57	57	199	
199	FROST	14	477	477	477	57	10	199	46	
24	GODZISZ	15	57	57	57	10	199	46	3	
57	WILTON	16	199	199	10	199	88	88	88	
46	MASON	17	88	88	88	88	24	24	24	
10	BRUNSDON	18	10	10	199	24	46	17	17	
400	THURTLLE	19	24	24	24	46	400	3	400	
187	DERMOTT	20	46	46	46	400	17	400	187	
88	STANCIU	21	17	17	17	17	187	187		
17	BATE	22	400	400	400	187	3			
110	HAIGH	23	187	187	187					
42	PEARSON	24	42	42						

BMCRC - MRO Championships 2023 - Rnd 5 @ Cadwell Park
BMCRC Formula 400 & INTA Motorcycles Blue Haze GP 2-Stroke
RACE 5 - SECTOR ANALYSIS



SECTOR 1 = FL to I1, SECTOR 2 = I1 to FL, DIFF = Difference To Personal Best Lap, P = Crossed Finish Line in Pit Lane, D = Time Disallowed

P1		5 GP		John LEA		Yamaha TZ 250 - P G & J Lea Plumbing & heating	
IDEAL LAP TIME : 1:39.738		BEST LAP TIME : 1:39.738		DIFFERENCE : 0.000			
LAP	SECTOR 1	SECTOR 2	LAP TIME	MPH	DIFF	TIME OF DAY	
1 -		42.148	1:45.801	74.17	6.063	11:05:38.259	
2 -	58.456	41.907	1:40.363	78.19	0.625	11:07:18.622	
3 -	58.406	41.714	1:40.120 (2)	78.38	0.382	11:08:58.742	
4 -	58.642	41.625	1:40.267 (3)	78.27	0.529	11:10:39.009	
5 -	58.639	41.831	1:40.470	78.11	0.732	11:12:19.479	
6 -	58.142	41.596	1:39.738 (1)	78.68		11:13:59.217	
7 -	58.648	47.291	1:45.939	74.08	6.201	11:15:45.156	
8 -	59.302	42.553	1:41.855	77.05	2.117	11:17:27.011	

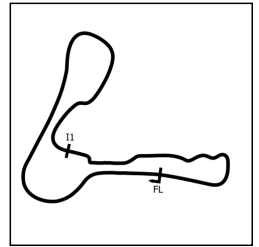
P2		13 GP		Doug EDMONDSON		Yamaha TZ250 - Stan Stephens Tuning	
IDEAL LAP TIME : 1:41.437		BEST LAP TIME : 1:41.591		DIFFERENCE : 0.154			
LAP	SECTOR 1	SECTOR 2	LAP TIME	MPH	DIFF	TIME OF DAY	
1 -		42.606	1:48.506	72.32	6.915	11:05:40.964	
2 -	59.196	42.605	1:41.801 (3)	77.09	0.210	11:07:22.765	
3 -	59.272	42.441	1:41.713 (2)	77.15	0.122	11:09:04.478	
4 -	59.480	43.027	1:42.507	76.56	0.916	11:10:46.985	
5 -	59.279	42.822	1:42.101	76.86	0.510	11:12:29.086	
6 -	59.715	42.496	1:42.211	76.78	0.620	11:14:11.297	
7 -	58.996	42.595	1:41.591 (1)	77.25		11:15:52.888	
8 -	1:00.808	46.221	1:47.029	73.32	5.438	11:17:39.917	

P3		151 S		Nick SMITH		Kawasaki ZXR400 - Hi-Precision Engineering Ltd	
IDEAL LAP TIME : 1:43.095		BEST LAP TIME : 1:43.468		DIFFERENCE : 0.373			
LAP	SECTOR 1	SECTOR 2	LAP TIME	MPH	DIFF	TIME OF DAY	
1 -		43.634	1:49.894	71.41	6.426	11:05:42.352	
2 -	1:01.376	43.789	1:45.165	74.62	1.697	11:07:27.517	
3 -	1:01.887	43.980	1:45.867	74.13	2.399	11:09:13.384	
4 -	1:01.715	43.008	1:44.723	74.94	1.255	11:10:58.107	
5 -	1:00.897	43.157	1:44.054	75.42	0.586	11:12:42.161	
6 -	1:00.638	42.920	1:43.558 (2)	75.78	0.090	11:14:25.719	
7 -	1:00.705	43.230	1:43.935 (3)	75.50	0.467	11:16:09.654	
8 -	1:00.175	43.293	1:43.468 (1)	75.85		11:17:53.122	

P4		16 S		Alan MAJOR		Kawasaki ZXR400 - Major Performance Developments	
IDEAL LAP TIME : 1:43.125		BEST LAP TIME : 1:43.375		DIFFERENCE : 0.250			
LAP	SECTOR 1	SECTOR 2	LAP TIME	MPH	DIFF	TIME OF DAY	
1 -		43.638	1:50.383	71.09	7.008	11:05:42.841	
2 -	1:01.136	43.795	1:44.931	74.79	1.556	11:07:27.772	
3 -	1:01.948	44.496	1:46.444	73.72	3.069	11:09:14.216	
4 -	1:01.371	43.345	1:44.716	74.94	1.341	11:10:58.932	
5 -	1:00.546	43.103	1:43.649 (3)	75.71	0.274	11:12:42.581	
6 -	1:00.617	42.758	1:43.375 (1)	75.91		11:14:25.956	
7 -	1:00.856	43.025	1:43.881	75.54	0.506	11:16:09.837	
8 -	1:00.367	43.152	1:43.519 (2)	75.81	0.144	11:17:53.356	

P5		115 S/R		Jake DONKERSLEY		Honda VFR400 NC30 -	
IDEAL LAP TIME : 1:46.657		BEST LAP TIME : 1:47.196		DIFFERENCE : 0.539			
LAP	SECTOR 1	SECTOR 2	LAP TIME	MPH	DIFF	TIME OF DAY	
1 -		45.213	1:55.805	67.76	8.609	11:05:48.263	
2 -	1:02.305	44.891	1:47.196 (1)	73.21		11:07:35.459	
3 -	1:02.965	44.881	1:47.846	72.77	0.650	11:09:23.305	
4 -	1:03.179	44.352	1:47.531 (3)	72.98	0.335	11:11:10.836	
5 -	1:02.392	44.854	1:47.246 (2)	73.17	0.050	11:12:58.082	
6 -	1:03.052	45.371	1:48.423	72.38	1.227	11:14:46.505	
7 -	1:03.402	46.444	1:49.846	71.44	2.650	11:16:36.351	
8 -	1:03.563	45.983	1:49.546	71.64	2.350	11:18:25.897	

BMCRC - MRO Championships 2023 - Rnd 5 @ Cadwell Park
BMCRC Formula 400 & INTA Motorcycles Blue Haze GP 2-Stroke
RACE 5 - SECTOR ANALYSIS



SECTOR 1 = FL to I1, SECTOR 2 = I1 to FL, DIFF = Difference To Personal Best Lap, P = Crossed Finish Line in Pit Lane, D = Time Disallowed

P6 110 S		Mark HAIGH		Aprilia RS250 - Chesterfield CarClinic/The Tuning Works			
IDEAL LAP TIME : 1:46.323		BEST LAP TIME : 1:46.394		DIFFERENCE : 0.071			
LAP	SECTOR 1	SECTOR 2	LAP TIME	MPH	DIFF	TIME OF DAY	
1 -		46.570	1:59.447	65.70	13.053	11:05:51.905	
2 -	1:04.141	46.180	1:50.321	71.13	3.927	11:07:42.226	
3 -	1:03.855	45.843	1:49.698	71.54	3.304	11:09:31.924	
4 -	1:03.231	44.503	1:47.734	72.84	1.340	11:11:19.658	
5 -	1:03.128	44.186	1:47.314 (3)	73.13	0.920	11:13:06.972	
6 -	1:02.284	44.110	1:46.394 (1)	73.76		11:14:53.366	
7 -	1:02.348	45.027	1:47.375	73.09	0.981	11:16:40.741	
8 -	1:03.106	44.039	1:47.145 (2)	73.24	0.751	11:18:27.886	

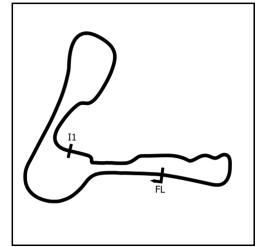
P7 90 S		Steve RAPA		Honda RVF400 (BRUCE) - My Own Fair Hands			
IDEAL LAP TIME : 1:48.267		BEST LAP TIME : 1:48.267		DIFFERENCE : 0.000			
LAP	SECTOR 1	SECTOR 2	LAP TIME	MPH	DIFF	TIME OF DAY	
1 -		44.912	1:53.726	69.00	5.459	11:05:46.184	
2 -	1:03.483	44.784	1:48.267 (1)	72.48		11:07:34.451	
3 -	1:03.634	45.137	1:48.771 (2)	72.15	0.504	11:09:23.222	
4 -	1:03.922	45.024	1:48.946 (3)	72.03	0.679	11:11:12.168	
5 -	1:03.862	45.404	1:49.266	71.82	0.999	11:13:01.434	
6 -	1:04.123	45.314	1:49.437	71.71	1.170	11:14:50.871	
7 -	1:04.728	46.361	1:51.089	70.64	2.822	11:16:41.960	
8 -	1:05.723	45.841	1:51.564	70.34	3.297	11:18:33.524	

P8 83 S		Peter GIBSON		Honda VFR400 -			
IDEAL LAP TIME : 1:49.852		BEST LAP TIME : 1:49.961		DIFFERENCE : 0.109			
LAP	SECTOR 1	SECTOR 2	LAP TIME	MPH	DIFF	TIME OF DAY	
1 -		46.713	1:59.276	65.79	9.315	11:05:51.734	
2 -		46.697	1:51.869	70.15	1.908	11:07:43.603	
3 -	1:04.693	46.125	1:50.818	70.81	0.857	11:09:34.421	
4 -	1:04.994	46.023	1:51.017	70.69	1.056	11:11:25.438	
5 -	1:04.966	45.723	1:50.689	70.90	0.728	11:13:16.127	
6 -	1:04.870	45.693	1:50.563 (3)	70.98	0.602	11:15:06.690	
7 -	1:04.299	45.662	1:49.961 (1)	71.37		11:16:56.651	
8 -	1:04.651	45.553	1:50.204 (2)	71.21	0.243	11:18:46.855	

P9 477 S		Kade WATT		Kawasaki NINJA 400 - JMF Contracts			
IDEAL LAP TIME : 1:50.146		BEST LAP TIME : 1:50.288		DIFFERENCE : 0.142			
LAP	SECTOR 1	SECTOR 2	LAP TIME	MPH	DIFF	TIME OF DAY	
1 -		46.427	2:00.228	65.27	9.940	11:05:52.686	
2 -	1:04.946	47.137	1:52.083	70.02	1.795	11:07:44.769	
3 -	1:05.769	46.763	1:52.532	69.74	2.244	11:09:37.301	
4 -	1:05.286	45.444	1:50.730 (2)	70.87	0.442	11:11:28.031	
5 -	1:04.702	45.586	1:50.288 (1)	71.15		11:13:18.319	
6 -	1:05.156	45.872	1:51.028 (3)	70.68	0.740	11:15:09.347	
7 -	1:06.223	46.043	1:52.266	69.90	1.978	11:17:01.613	
8 -	1:05.869	46.418	1:52.287	69.89	1.999	11:18:53.900	

P10 27 S/R		Lucian Silviu SINCA		Kawasaki ZX400R -			
IDEAL LAP TIME : 1:52.334		BEST LAP TIME : 1:52.508		DIFFERENCE : 0.174			
LAP	SECTOR 1	SECTOR 2	LAP TIME	MPH	DIFF	TIME OF DAY	
1 -		46.414	1:57.799	66.62	5.291	11:05:50.257	
2 -	1:07.133	46.807	1:53.940	68.87	1.432	11:07:44.197	
3 -	1:05.920	46.588	1:52.508 (1)	69.75		11:09:36.705	
4 -	1:06.936	46.913	1:53.849	68.93	1.341	11:11:30.554	
5 -	1:06.805	46.464	1:53.269 (2)	69.28	0.761	11:13:23.823	
6 -	1:06.612	46.896	1:53.508 (3)	69.14	1.000	11:15:17.331	
7 -	1:06.905	47.314	1:54.219	68.71	1.711	11:17:11.550	
8 -	1:06.592	47.218	1:53.810	68.95	1.302	11:19:05.360	

BMCRC - MRO Championships 2023 - Rnd 5 @ Cadwell Park
BMCRC Formula 400 & INTA Motorcycles Blue Haze GP 2-Stroke
RACE 5 - SECTOR ANALYSIS



SECTOR 1 = FL to I1, SECTOR 2 = I1 to FL, DIFF = Difference To Personal Best Lap, P = Crossed Finish Line in Pit Lane, D = Time Disallowed

P11 10 M		Mike BRUNSDON		Kawasaki NINJA 400 - Parts Europe		
IDEAL LAP TIME : 1:51.546		BEST LAP TIME : 1:51.546		DIFFERENCE : 0.000		
LAP	SECTOR 1	SECTOR 2	LAP TIME	MPH	DIFF	TIME OF DAY
1 -		48.032	2:05.634	62.46	14.088	11:05:58.092
2 -	1:08.760	48.020	1:56.780	67.20	5.234	11:07:54.872
3 -	1:07.070	48.055	1:55.125	68.16	3.579	11:09:49.997
4 -	1:06.954	46.555	1:53.509	69.14	1.963	11:11:43.506
5 -	1:06.004	46.560	1:52.564 (2)	69.72	1.018	11:13:36.070
6 -	1:06.370	46.652	1:53.022	69.43	1.476	11:15:29.092
7 -	1:05.285	46.261	1:51.546 (1)	70.35		11:17:20.638
8 -	1:05.918	46.790	1:52.708 (3)	69.63	1.162	11:19:13.346

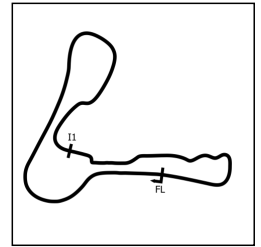
P12 57 S/R		John WILTON		Kawasaki ZXR400 -		
IDEAL LAP TIME : 1:53.479		BEST LAP TIME : 1:53.479		DIFFERENCE : 0.000		
LAP	SECTOR 1	SECTOR 2	LAP TIME	MPH	DIFF	TIME OF DAY
1 -		47.862	2:01.543	64.57	8.064	11:05:54.001
2 -	1:07.172	47.407	1:54.579 (3)	68.49	1.100	11:07:48.580
3 -	1:07.450	47.186	1:54.636	68.46	1.157	11:09:43.216
4 -	1:08.285	47.676	1:55.961	67.67	2.482	11:11:39.177
5 -	1:07.753	47.800	1:55.553	67.91	2.074	11:13:34.730
6 -	1:07.847	47.473	1:55.320	68.05	1.841	11:15:30.050
7 -	1:06.518	46.961	1:53.479 (1)	69.15		11:17:23.529
8 -	1:07.120	47.432	1:54.552 (2)	68.51	1.073	11:19:18.081

P13 199 GP		Michael FROST		Yamaha TZ250 4DP -		
IDEAL LAP TIME : 1:53.518		BEST LAP TIME : 1:54.064		DIFFERENCE : 0.546		
LAP	SECTOR 1	SECTOR 2	LAP TIME	MPH	DIFF	TIME OF DAY
1 -		48.470	2:04.373	63.10	10.309	11:05:56.831
2 -	1:07.872	48.425	1:56.297	67.48	2.233	11:07:53.128
3 -	1:08.059	50.735	1:58.794	66.06	4.730	11:09:51.922
4 -	1:08.608	48.629	1:57.237	66.94	3.173	11:11:49.159
5 -	1:07.123	47.422	1:54.545 (3)	68.51	0.481	11:13:43.704
6 -	1:06.588	47.476	1:54.064 (1)	68.80		11:15:37.768
7 -	1:06.096	47.998	1:54.094 (2)	68.78	0.030	11:17:31.862

P14 46 S		Sam MASON		Kawasaki ZXR400 -		
IDEAL LAP TIME : 1:54.505		BEST LAP TIME : 1:54.522		DIFFERENCE : 0.017		
LAP	SECTOR 1	SECTOR 2	LAP TIME	MPH	DIFF	TIME OF DAY
1 -		48.543	2:06.544	62.01	12.022	11:05:59.002
2 -	1:08.573	48.629	1:57.202	66.96	2.680	11:07:56.204
3 -	1:08.508	48.345	1:56.853	67.16	2.331	11:09:53.057
4 -	1:08.718	50.092	1:58.810	66.05	4.288	11:11:51.867
5 -	1:07.888	48.098	1:55.986 (3)	67.66	1.464	11:13:47.853
6 -	1:06.997	47.776	1:54.773 (2)	68.37	0.251	11:15:42.626
7 -	1:07.014	47.508	1:54.522 (1)	68.52		11:17:37.148

P15 3 GP		Tom BARRETT		Honda RS250 -		
IDEAL LAP TIME : 1:49.463		BEST LAP TIME : 1:49.584		DIFFERENCE : 0.121		
LAP	SECTOR 1	SECTOR 2	LAP TIME	MPH	DIFF	TIME OF DAY
1 -		46.212	1:58.410	66.27	8.826	11:05:50.868
2 -	1:05.039	46.629	1:51.668 (3)	70.28	2.084	11:07:42.536
3 -	1:03.251	46.333	1:49.584 (1)	71.61		11:09:32.120
4 -	1:04.528	46.890	1:51.418 (2)	70.43	1.834	11:11:23.538
5 -	1:40.644	48.407	2:29.051	52.65	39.467	11:13:52.589
6 -	1:04.258	50.693	1:54.951	68.27	5.367	11:15:47.540
7 -	1:05.511	48.556	1:54.067	68.80	4.483	11:17:41.607

BMCRC - MRO Championships 2023 - Rnd 5 @ Cadwell Park
BMCRC Formula 400 & INTA Motorcycles Blue Haze GP 2-Stroke
RACE 5 - SECTOR ANALYSIS



SECTOR 1 = FL to I1, SECTOR 2 = I1 to FL, DIFF = Difference To Personal Best Lap, P = Crossed Finish Line in Pit Lane, D = Time Disallowed

P16 88 S/R Florentin STANCIU		Kawasaki ZXR400 - RAP Racing Team				
IDEAL LAP TIME : 1:55.668		BEST LAP TIME : 1:56.200		DIFFERENCE : 0.532		
LAP	SECTOR 1	SECTOR 2	LAP TIME	MPH	DIFF	TIME OF DAY
1 -		49.097	2:04.469	63.05	8.269	11:05:56.927
2 -	1:08.601	48.435	1:57.036 (3)	67.05	0.836	11:07:53.963
3 -	1:07.836	49.818	1:57.654	66.70	1.454	11:09:51.617
4 -	1:08.686	50.784	1:59.470	65.69	3.270	11:11:51.087
5 -	1:07.665	48.535	1:56.200 (1)	67.53		11:13:47.287
6 -	1:07.233	49.583	1:56.816 (2)	67.18	0.616	11:15:44.103
7 -	1:07.454	50.145	1:57.599	66.73	1.399	11:17:41.702

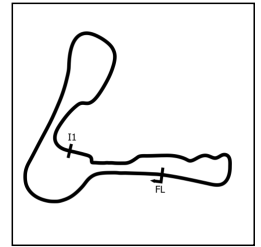
P17 24 S Harley GODZISZ		Honda NC30 - SonicRacing.co.uk				
IDEAL LAP TIME : 1:55.312		BEST LAP TIME : 1:56.227		DIFFERENCE : 0.915		
LAP	SECTOR 1	SECTOR 2	LAP TIME	MPH	DIFF	TIME OF DAY
1 -		49.203	2:05.814	62.37	9.587	11:05:58.272
2 -	1:08.864	48.782	1:57.646	66.70	1.419	11:07:55.918
3 -	1:08.418	48.560	1:56.978 (3)	67.09	0.751	11:09:52.896
4 -	1:08.509	49.920	1:58.429	66.26	2.202	11:11:51.325
5 -	1:08.119	48.108	1:56.227 (1)	67.52		11:13:49.552
6 -	1:08.532	49.181	1:57.713	66.67	1.486	11:15:45.265
7 -	1:07.204	49.342	1:56.546 (2)	67.33	0.319	11:17:41.811

P18 17 S/R Freddie BATE		Kawasaki NINJA 300 - hartjay				
IDEAL LAP TIME : 1:55.557		BEST LAP TIME : 1:56.557		DIFFERENCE : 1.000		
LAP	SECTOR 1	SECTOR 2	LAP TIME	MPH	DIFF	TIME OF DAY
1 -		49.062	2:07.671	61.47	11.114	11:06:00.129
2 -	1:08.689	48.351	1:57.040	67.05	0.483	11:07:57.169
3 -	1:09.252	47.975	1:57.227	66.94	0.670	11:09:54.396
4 -	1:08.857	49.736	1:58.593	66.17	2.036	11:11:52.989
5 -	1:07.988	48.569	1:56.557 (1)	67.33		11:13:49.546
6 -	1:07.947	48.672	1:56.619 (2)	67.29	0.062	11:15:46.165
7 -	1:07.582	49.287	1:56.869 (3)	67.15	0.312	11:17:43.034

P19 400 S Stuart THURTLÉ		Kawasaki NINJA 400 - TeamTortoise Racing				
IDEAL LAP TIME : 1:55.878		BEST LAP TIME : 1:56.503		DIFFERENCE : 0.625		
LAP	SECTOR 1	SECTOR 2	LAP TIME	MPH	DIFF	TIME OF DAY
1 -		49.485	2:07.871	61.37	11.368	11:06:00.329
2 -	1:08.925	49.170	1:58.095	66.45	1.592	11:07:58.424
3 -	1:08.464	48.352	1:56.816 (3)	67.18	0.313	11:09:55.240
4 -	1:07.548	49.228	1:56.776 (2)	67.20	0.273	11:11:52.016
5 -	1:08.239	48.629	1:56.868	67.15	0.365	11:13:48.884
6 -	1:07.526	51.528	1:59.054	65.92	2.551	11:15:47.938
7 -	1:07.836	48.667	1:56.503 (1)	67.36		11:17:44.441

P20 187 S/R Scott DERMOTT		Honda CBR400RR-N NC29 - TwoClicksOut Racing				
IDEAL LAP TIME : 1:56.494		BEST LAP TIME : 1:56.910		DIFFERENCE : 0.416		
LAP	SECTOR 1	SECTOR 2	LAP TIME	MPH	DIFF	TIME OF DAY
1 -		49.059	2:08.456	61.09	11.546	11:06:00.914
2 -	1:09.092	48.759	1:57.851	66.59	0.941	11:07:58.765
3 -	1:08.621	48.860	1:57.481 (3)	66.80	0.571	11:09:56.246
4 -	1:08.332	48.743	1:57.075 (2)	67.03	0.165	11:11:53.321
5 -	1:08.236	48.674	1:56.910 (1)	67.12		11:13:50.231
6 -	1:07.820	50.863	1:58.683	66.12	1.773	11:15:48.914
7 -	1:08.974	48.764	1:57.738	66.65	0.828	11:17:46.652

BMCRC - MRO Championships 2023 - Rnd 5 @ Cadwell Park
BMCRC Formula 400 & INTA Motorcycles Blue Haze GP 2-Stroke
RACE 5 - SECTOR ANALYSIS



SECTOR 1 = FL to I1, SECTOR 2 = I1 to FL, DIFF = Difference To Personal Best Lap, P = Crossed Finish Line in Pit Lane, D = Time Disallowed

P21 20 GP		Gavin MILLS		Honda RS250 - Reg Richardson Racing			
IDEAL LAP TIME : 1:38.697		BEST LAP TIME : 1:38.967		DIFFERENCE : 0.270			
LAP	SECTOR 1	SECTOR 2	LAP TIME	MPH	DIFF	TIME OF DAY	
1 -		41.437	1:44.287	75.25	5.320	11:05:36.745	
2 -	57.558	41.682	1:39.240 (3)	79.08	0.273	11:07:15.985	
3 -	57.928	41.353	1:39.281	79.04	0.314	11:08:55.266	
4 -	57.828	41.139	1:38.967 (1)	79.29		11:10:34.233	
5 -	57.824	41.171	1:38.995 (2)	79.27	0.028	11:12:13.228	
6 -	57.695	41.619	1:39.314	79.02	0.347	11:13:52.542	

P22 8 GP		Phil ATKINSON		Yamaha TZ350 - ROSE MOT/Q Oil Treatments			
IDEAL LAP TIME : 1:40.022		BEST LAP TIME : 1:40.022		DIFFERENCE : 0.000			
LAP	SECTOR 1	SECTOR 2	LAP TIME	MPH	DIFF	TIME OF DAY	
1 -		42.670	1:47.895	72.73	7.873	11:05:40.353	
2 -	58.490	42.037	1:40.527 (3)	78.06	0.505	11:07:20.880	
3 -	58.272	41.750	1:40.022 (1)	78.46		11:09:00.902	
4 -	58.421	41.956	1:40.377 (2)	78.18	0.355	11:10:41.279	
5 -	58.917	42.480	1:41.397	77.39	1.375	11:12:22.676	

P23 25 M		Haydon SMITH		Kawasaki ZXR400 - HI-Precision Engineering Ltd			
IDEAL LAP TIME : 1:45.097		BEST LAP TIME : 1:45.261		DIFFERENCE : 0.164			
LAP	SECTOR 1	SECTOR 2	LAP TIME	MPH	DIFF	TIME OF DAY	
1 -		43.762	1:49.469	71.69	4.208	11:05:41.927	
2 -	1:01.608	43.653	1:45.261 (1)	74.55		11:07:27.188	
3 -	1:01.957	43.489	1:45.446 (2)	74.42	0.185	11:09:12.634	

P24 42 S		Martin PEARSON		Yamaha TZR250 -			
IDEAL LAP TIME : 2:00.065		BEST LAP TIME : 2:00.065		DIFFERENCE : 0.000			
LAP	SECTOR 1	SECTOR 2	LAP TIME	MPH	DIFF	TIME OF DAY	
1 -		50.541	2:11.354	59.74	11.289	11:06:03.812	
2 -	1:09.836	50.229	2:00.065 (1)	65.36		11:08:03.877	

BMCRC - MRO Championships 2023 - Rnd 5 @ Cadwell Park

BMCRC Formula 400 & INTA Motorcycles Blue Haze GP 2-Stroke

RACE 5 - BEST SECTORS

SECTOR 1			SECTOR 2			IDEAL / BEST COMPARISON						
POS	NO	NAME	TIME	NO	NAME	TIME	POS	NO	NAME	IDEAL	BEST	DIFF
									PERFECT LAP	1:38.697		
1	20	MILLS	57.558	20	MILLS	41.139	1	20	MILLS	1:38.697	1:38.967	0.270
2	5	LEA	58.142	5	LEA	41.596	2	5	LEA	1:39.738	1:39.738	0.000
3	8	ATKINSON	58.272	8	ATKINSON	41.750	3	8	ATKINSON	1:40.022	1:40.022	0.000
4	13	EDMONDSON	58.996	13	EDMONDSON	42.441	4	13	EDMONDSON	1:41.437	1:41.591	0.154
5	151	SMITH	1:00.175	16	MAJOR	42.758	5	151	SMITH	1:43.095	1:43.468	0.373
6	16	MAJOR	1:00.367	151	SMITH	42.920	6	16	MAJOR	1:43.125	1:43.375	0.250
7	25	SMITH	1:01.608	25	SMITH	43.489	7	25	SMITH	1:45.097	1:45.261	0.164
8	110	HAIGH	1:02.284	110	HAIGH	44.039	8	110	HAIGH	1:46.323	1:46.394	0.071
9	115	DONKERSLEY	1:02.305	115	DONKERSLEY	44.352	9	115	DONKERSLEY	1:46.657	1:47.196	0.539
10	3	BARRETT	1:03.251	90	RAPA	44.784	10	90	RAPA	1:48.267	1:48.267	0.000
11	90	RAPA	1:03.483	477	WATT	45.444	11	3	BARRETT	1:49.463	1:49.584	0.121
12	83	GIBSON	1:04.299	83	GIBSON	45.553	12	83	GIBSON	1:49.852	1:49.961	0.109
13	477	WATT	1:04.702	3	BARRETT	46.212	13	477	WATT	1:50.146	1:50.288	0.142
14	10	BRUNSDON	1:05.285	10	BRUNSDON	46.261	14	10	BRUNSDON	1:51.546	1:51.546	0.000
15	27	SINCA	1:05.920	27	SINCA	46.414	15	27	SINCA	1:52.334	1:52.508	0.174
16	199	FROST	1:06.096	57	WILTON	46.961	16	57	WILTON	1:53.479	1:53.479	0.000
17	57	WILTON	1:06.518	199	FROST	47.422	17	199	FROST	1:53.518	1:54.064	0.546
18	46	MASON	1:06.997	46	MASON	47.508	18	46	MASON	1:54.505	1:54.522	0.017
19	24	GODZISZ	1:07.204	17	BATE	47.975	19	24	GODZISZ	1:55.312	1:56.227	0.915
20	88	STANCIU	1:07.233	24	GODZISZ	48.108	20	17	BATE	1:55.557	1:56.557	1.000
21	400	THURTL	1:07.526	400	THURTL	48.352	21	88	STANCIU	1:55.668	1:56.200	0.532
22	17	BATE	1:07.582	88	STANCIU	48.435	22	400	THURTL	1:55.878	1:56.503	0.625
23	187	DERMOTT	1:07.820	187	DERMOTT	48.674	23	187	DERMOTT	1:56.494	1:56.910	0.416
24	42	PEARSON	1:09.836	42	PEARSON	50.229	24	42	PEARSON	2:00.065	2:00.065	0.000

BMCRC - MRO Championships 2023 - Rnd 5 @ Cadwell Park
BMCRC Formula 400 & INTA Motorcycles Blue Haze GP 2-Stroke
RACE 5 - STATISTICS

Competitors Started 24
Planned Start 2023-07-02 @ 10:40:00.000
Actual Start 2023-07-02 @ 11:03:52.457
Finish Time 2023-07-02 @ 11:17:27.010
Track Length 2.1800mi.
Total Laps 168
Total Distance Covered 366.2431mi.

Session Fastest Lap History

NO	CL	NAME	LAP TIME	TIME OF DAY	LAP	VEHICLE
20	GP	Gavin MILLS	1:39.240	11:07:16.009	2	Honda RS250
20	GP	Gavin MILLS	1:38.967	11:10:34.259	4	Honda RS250

Session Leader History

NO	CL	NAME	FROM LAP	LAPS LED	DISTANCE	VEHICLE
20	GP	Gavin MILLS	1	6	13.08 miles	Honda RS250
5	GP	John LEA	7	2	4.36 miles	Yamaha TZ 250

Flag History

TYPE	TIME OF DAY
GREEN	11:03:52.457
FINISH	11:17:27.010

Flag Statistics

TYPE	COUNT	TOTAL LAPS	TOTAL TIME
Green	1	8	15:29.706
Red	0	0	0.000
Safety Car	0	0	0.000
FCY	0	0	0.000

BMCRC - MRO Championships 2023 - Rnd 5 @ Cadwell Park
BMCRC Formula 400 & INTA Motorcycles Blue Haze GP 2-Stroke
RACE 5 - STATISTICS

CLASS : M

2 Starters

Fastest Lap History

NO	NAME	LAP TIME	TIME OF DAY	LAP	VEHICLE
25	Haydon SMITH	1:45.261	11:07:27.200	2	Kawasaki ZXR400

Leader History

NO	NAME	FROM LAP	LAPS LED	DISTANCE	VEHICLE
25	Haydon SMITH	1	3	6.54 miles	Kawasaki ZXR400
10	Mike BRUNSDON	4	5	10.90 miles	Kawasaki NINJA 400

BMCRC - MRO Championships 2023 - Rnd 5 @ Cadwell Park
BMCRC Formula 400 & INTA Motorcycles Blue Haze GP 2-Stroke
RACE 5 - STATISTICS

CLASS : S

10 Starters

Fastest Lap History

NO	NAME	LAP TIME	TIME OF DAY	LAP	VEHICLE
151	Nick SMITH	1:45.165	11:07:27.529	2	Kawasaki ZXR400
16	Alan MAJOR	1:44.931	11:07:27.784	2	Kawasaki ZXR400
151	Nick SMITH	1:44.723	11:10:58.119	4	Kawasaki ZXR400
16	Alan MAJOR	1:44.716	11:10:58.945	4	Kawasaki ZXR400
151	Nick SMITH	1:44.054	11:12:42.173	5	Kawasaki ZXR400
16	Alan MAJOR	1:43.649	11:12:42.593	5	Kawasaki ZXR400
151	Nick SMITH	1:43.558	11:14:25.730	6	Kawasaki ZXR400
16	Alan MAJOR	1:43.375	11:14:25.968	6	Kawasaki ZXR400

Leader History

NO	NAME	FROM LAP	LAPS LED	DISTANCE	VEHICLE
151	Nick SMITH	1	8	17.44 miles	Kawasaki ZXR400

BMCRC - MRO Championships 2023 - Rnd 5 @ Cadwell Park
BMCRC Formula 400 & INTA Motorcycles Blue Haze GP 2-Stroke
RACE 5 - STATISTICS

CLASS : S/R

6 Starters

Fastest Lap History

NO	NAME	LAP TIME	TIME OF DAY	LAP	VEHICLE
115	Jake DONKERSLEY	1:47.196	11:07:35.505	2	Honda VFR400 NC30

Leader History

NO	NAME	FROM LAP	LAPS LED	DISTANCE	VEHICLE
115	Jake DONKERSLEY	1	8	17.44 miles	Honda VFR400 NC30

BMCRC - MRO Championships 2023 - Rnd 5 @ Cadwell Park
BMCRC Formula 400 & INTA Motorcycles Blue Haze GP 2-Stroke
RACE 5 - STATISTICS

CLASS : GP

6 Starters

Fastest Lap History

NO	NAME	LAP TIME	TIME OF DAY	LAP	VEHICLE
20	Gavin MILLS	1:39.240	11:07:16.009	2	Honda RS250
20	Gavin MILLS	1:38.967	11:10:34.259	4	Honda RS250

Leader History

NO	NAME	FROM LAP	LAPS LED	DISTANCE	VEHICLE
20	Gavin MILLS	1	6	13.08 miles	Honda RS250
5	John LEA	7	2	4.36 miles	Yamaha TZ 250

BMCRC - MRO Championships 2023 - Rnd 5 @ Cadwell Park

BMCRC Formula 400 & INTA Motorcycles Blue Haze GP 2-Stroke

RACE 16 - GRID (8 Laps)

ROW 10	28	26	Josh WAINWRIGHT	29	135	Zack WESTON			
ROW 9	25	12	Kees RAMSEY	26	75	Morgan CREASEY	27	99	Jack WOLFF
ROW 8	22	17	Freddie BATE	23	187	Scott DERMOTT	24	42	Martin PEARSON
ROW 7	19	88	Florentin STANCIU	20	24	Harley GODZISZ	21	400	Stuart THURTLÉ
ROW 6	16	57	John WILTON	17	199	Michael FROST	18	46	Sam MASON
ROW 5	13	477	Kade WATT	14	10	Mike BRUNSDON	15	27	Lucian Silviu SINCA
ROW 4	10	90	Steve RAPA	11	3	Tom BARRETT	12	83	Peter GIBSON
ROW 3	7	25	Haydon SMITH	8	110	Mark HAIGH	9	115	Jake DONKERSLEY
ROW 2	4	13	Doug EDMONDSON	5	16	Alan MAJOR	6	151	Nick SMITH
ROW 1	1	20	Gavin MILLS	2	5	John LEA	3	8	Phil ATKINSON
			Pole						

Cadwell Park: 2.1800 miles

These results are provisional until the conclusion of any judicial and technical matters.

Clerk Of Course :	Stewards :	Timekeeper : <i>Craig Smith</i>
-------------------	------------	------------------------------------

Results can be found at www.tsl-timing.com

Printed - 11:21 Sunday, 02 July 2023



BMCRC - MRO Championships 2023 - Rnd 5 @ Cadwell Park

BMCRC Formula 400 & INTA Motorcycles Blue Haze GP 2-Stroke

RACE 16 - CLASSIFICATION

POS	NO	CL	PIC NAME	ENTRY	LAPS	TIME	GAP	DIFF	MPH	BEST	ON
1	20	GP	1 Gavin MILLS	Honda RS250 - Reg Richardson Racing	6	10:07.958			77.45	1:39.553	2
2	5	GP	2 John LEA	Yamaha TZ 250 - P G & J Lea Plumbing & heating	6	10:08.041	0.083	0.083	77.44	1:40.179	5
3	13	GP	3 Doug EDMONDSON	Yamaha TZ250 - Stan Stephens Tuning	6	10:12.812	4.854	4.771	76.83	1:40.724	2
4	25	M	1 Haydon SMITH	Kawasaki ZXR400 - HI-Precision Engineering Ltd	6	10:30.129	22.171	17.317	74.72	1:43.853	6
5	151	S	1 Nick SMITH	Kawasaki ZXR400 - HI-Precision Engineering Ltd	6	10:30.861	22.903	0.732	74.64	1:43.434	6
6	16	S	2 Alan MAJOR	Kawasaki ZXR400 - Major Performance Developmer	6	10:31.814	23.856	0.953	74.52	1:43.565	6
7	115	S/R	1 Jake DONKERSLEY	Honda VFR400 NC30 -	6	10:55.849	47.891	24.035	71.79	1:47.518	3
8	83	S	3 Peter GIBSON	Honda VFR400 -	6	10:59.656	51.698	3.807	71.38	1:48.041	6
9	90	S	4 Steve RAPA	Honda RVF400 (BRUCE) - My Own Fair Hands	6	11:00.756	52.798	1.100	71.26	1:48.487	6
10	135	S	5 Zack WESTON	Kawasaki NINJA 400 - NW Racing	6	11:08.392	1:00.434	7.636	70.45	1:45.643	6
11	3	GP	4 Tom BARRETT	Honda RS250 -	6	11:11.629	1:03.671	3.237	70.11	1:48.373	5
12	27	S/R	2 Lucian Silviu SINCA	Kawasaki ZX400R -	6	11:31.160	1:23.202	19.531	68.12	1:53.377	3
13	10	M	2 Mike BRUNSDON	Kawasaki NINJA 400 - Parts Europe	6	11:32.164	1:24.206	1.004	68.03	1:52.126	4
14	88	S/R	3 Florentin STANCIU	Kawasaki ZXR400 - RAP Racing Team	6	11:42.849	1:34.891	10.685	66.99	1:54.120	6
15	57	S/R	4 John WILTON	Kawasaki ZXR400 -	6	11:43.558	1:35.600	0.709	66.92	1:55.174	2
16	24	S	6 Harley GODZISZ	Honda NC30 - SonicRacing.co.uk	6	11:43.924	1:35.966	0.366	66.89	1:55.168	3
17	46	S	7 Sam MASON	Kawasaki ZXR400 -	6	11:48.126	1:40.168	4.202	66.49	1:54.977	6
18	400	S	8 Stuart THURTLIE	Kawasaki NINJA 400 - TeamTortoise Racing	6	11:52.470	1:44.512	4.344	66.09	1:56.191	5
19	17	S/R	5 Freddie BATE	Kawasaki NINJA 300 - hartjay	6	11:58.617	1:50.659	6.147	65.52	1:56.187	3

FASTEST LAP

20	GP	Gavin MILLS	Honda RS250 - Reg Richardson Racing	2	1:39.553	78.83 mph	126.86 kph
151	S	Nick SMITH	Kawasaki ZXR400 - HI-Precision Engineering Ltd	6	1:43.434	75.87 mph	122.10 kph
25	M	Haydon SMITH	Kawasaki ZXR400 - HI-Precision Engineering Ltd	6	1:43.853	75.56 mph	121.61 kph
115	S/R	Jake DONKERSLEY	Honda VFR400 NC30 -	3	1:47.518	72.99 mph	117.47 kph

Class GP - 92.5% of Race Speed = 71.64 mph

Class M - 92.5% of Race Speed = 69.11 mph

Class S - 92.5% of Race Speed = 69.04 mph

Class S/R - 92.5% of Race Speed = 66.40 mph

Weather / Track : Cloudy / Dry

These results are provisional until the conclusion of any judicial and technical matters.

Race Distance: 6 Laps / 13.08 miles

Cadwell Park: 2.1800 miles

Date: 02/07/2023 Start: 17:16 Finish: 17:26

Clerk Of Course :	Stewards :	Timekeeper : <i>Craig Smith</i>
-------------------	------------	------------------------------------

Results can be found at www.tsl-timing.com

Printed - 17:29 Sunday, 02 July 2023



BMCRC - MRO Championships 2023 - Rnd 5 @ Cadwell Park

BMCRC Formula 400 & INTA Motorcycles Blue Haze GP 2-Stroke

RACE 16 - LAP CHART

LAP 1 @ 17:18:21.168

NO	BEHIND	LAP TIME
5		1:46.044
20	0.157	1:46.201
13	0.635	1:46.679
25	3.409	1:49.453
151	3.807	1:49.851
16	4.825	1:50.869
90	8.254	1:54.298
83	8.686	1:54.730
115	8.781	1:54.825
27	14.520	2:00.564
57	16.378	2:02.422
135	16.805	2:02.849
3	16.899	2:02.943
10	18.618	2:04.662
88	18.706	2:04.750
24	19.236	2:05.280
46	21.173	2:07.217
17	22.128	2:08.172
400	22.528	2:08.572

400 57.335 1:57.340

46 1:40.168 1:54.977

400 1:44.512 1:56.632

17 1:50.659 2:00.074

LAP 4 @ 17:23:20.953

NO	BEHIND	LAP TIME
20		1:39.998
5	1.831	1:40.426
13	3.190	1:40.742
25	16.494	1:44.353
151	17.670	1:44.100
16	18.351	1:44.071
115	32.812	1:48.700
83	36.686	1:48.360
90	37.671	1:49.647
3	47.801	1:49.146
135	48.609	1:49.242
27	56.999	1:54.174
10	57.849	1:52.126
57	1:04.318	1:57.374
88	1:05.904	1:55.650
24	1:06.064	1:55.378
46	1:11.074	1:57.652
400	1:13.818	1:56.481
17	1:14.511	1:57.377

LAP 2 @ 17:20:00.878

NO	BEHIND	LAP TIME
20		1:39.553
5	0.958	1:40.668
13	1.649	1:40.724
151	8.271	1:44.174
25	8.353	1:44.654
16	10.271	1:45.156
115	16.669	1:47.598
90	17.795	1:49.251
83	18.622	1:49.646
3	28.552	1:51.363
135	29.370	1:52.275
27	29.523	1:54.713
57	31.842	1:55.174
10	32.547	1:53.639
88	34.385	1:55.389
24	35.593	1:56.067
46	37.770	1:56.307
400	40.072	1:57.254
17	41.022	1:58.604

LAP 5 @ 17:25:01.091

NO	BEHIND	LAP TIME
20		1:40.138
5	1.872	1:40.179
13	5.043	1:41.991
25	20.309	1:43.953
151	21.460	1:43.928
16	22.282	1:44.069
115	40.611	1:47.937
83	45.648	1:49.100
90	46.302	1:48.769
3	56.036	1:48.373
135	56.782	1:48.311
27	1:11.314	1:54.453
10	1:12.126	1:54.415
57	1:21.530	1:57.350
24	1:22.057	1:56.131
88	1:22.762	1:56.996
46	1:27.182	1:56.246
400	1:29.871	1:56.191
17	1:32.576	1:58.203

LAP 3 @ 17:21:40.955

NO	BEHIND	LAP TIME
20		1:40.077
5	1.403	1:40.522
13	2.446	1:40.874
25	12.139	1:43.863
151	13.568	1:45.374
16	14.278	1:44.084
115	24.110	1:47.518
90	28.022	1:50.304
83	28.324	1:49.779
3	38.653	1:50.178
135	39.365	1:50.072
27	42.823	1:53.377
10	45.721	1:53.251
57	46.942	1:55.177
88	50.252	1:55.944
24	50.684	1:55.168
46	53.420	1:55.727
17	57.132	1:56.187

LAP 6 @ 17:26:43.082

NO	BEHIND	LAP TIME
20		1:41.991
5	0.083	1:40.202
13	4.854	1:41.802
25	22.171	1:43.853
151	22.903	1:43.434
16	23.856	1:43.565
115	47.891	1:49.271
83	51.698	1:48.041
90	52.798	1:48.487
135	1:00.434	1:45.643
3	1:03.671	1:49.626
27	1:23.202	1:53.879
10	1:24.206	1:54.071
88	1:34.891	1:54.120
57	1:35.600	1:56.061
24	1:35.966	1:55.900

Weather / Track : Cloudy / Dry

Results can be found at www.tsl-timing.com

Cadwell Park: 2.1800 miles
Date: 02/07/2023 Start: 17:16 Finish: 17:26

Printed - 17:28 Sunday, 02 July 2023

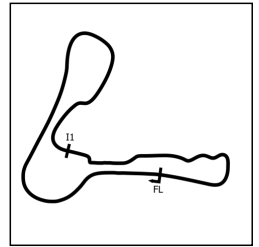
BMCRC - MRO Championships 2023 - Rnd 5 @ Cadwell Park

BMCRC Formula 400 & INTA Motorcycles Blue Haze GP 2-Stroke

RACE 16 - POSITION CHART

No	Name	Lap Pos	Lap						
			1	2	3	4	5	6	
20	MILLS	1	5	20	20	20	20	20	20
5	LEA	2	20	5	5	5	5	5	5
13	EDMONDSON	3	13	13	13	13	13	13	13
16	MAJOR	4	25	151	25	25	25	25	25
151	SMITH	5	151	25	151	151	151	151	151
25	SMITH	6	16	16	16	16	16	16	16
115	DONKERSLEY	7	90	115	115	115	115	115	115
90	RAPA	8	83	90	90	83	83	83	83
3	BARRETT	9	115	83	83	90	90	90	90
83	GIBSON	10	27	3	3	3	3	3	135
10	BRUNSDON	11	57	135	135	135	135	3	3
27	SINCA	12	135	27	27	27	27	27	27
57	WILTON	13	3	57	10	10	10	10	10
46	MASON	14	10	10	57	57	57	88	88
88	STANCIU	15	88	88	88	88	24	57	57
24	GODZISZ	16	24	24	24	24	88	24	24
400	THURTL	17	46	46	46	46	46	46	46
17	BATE	18	17	400	17	400	400	400	400
135	WESTON	19	400	17	400	17	17	17	17

BMCRC - MRO Championships 2023 - Rnd 5 @ Cadwell Park
BMCRC Formula 400 & INTA Motorcycles Blue Haze GP 2-Stroke
RACE 16 - SECTOR ANALYSIS



SECTOR 1 = FL to I1, SECTOR 2 = I1 to FL, DIFF = Difference To Personal Best Lap, P = Crossed Finish Line in Pit Lane, D = Time Disallowed

P1 20 GP		Gavin MILLS		Honda RS250 - Reg Richardson Racing			
IDEAL LAP TIME : 1:39.553		BEST LAP TIME : 1:39.553		DIFFERENCE : 0.000			
LAP	SECTOR 1	SECTOR 2	LAP TIME	MPH	DIFF	TIME OF DAY	
1 -		42.451	1:46.201	73.89	6.648	17:18:21.325	
2 -	57.894	41.659	1:39.553 (1)	78.83		17:20:00.878	
3 -	58.313	41.764	1:40.077 (3)	78.42	0.524	17:21:40.955	
4 -	58.335	41.663	1:39.998 (2)	78.48	0.445	17:23:20.953	
5 -	58.378	41.760	1:40.138	78.37	0.585	17:25:01.091	
6 -	59.010	42.981	1:41.991	76.94	2.438	17:26:43.082	

P2 5 GP		John LEA		Yamaha TZ 250 - P G & J Lea Plumbing & heating			
IDEAL LAP TIME : 1:39.994		BEST LAP TIME : 1:40.179		DIFFERENCE : 0.185			
LAP	SECTOR 1	SECTOR 2	LAP TIME	MPH	DIFF	TIME OF DAY	
1 -		42.424	1:46.044	74.00	5.865	17:18:21.168	
2 -	58.884	41.784	1:40.668	77.95	0.489	17:20:01.836	
3 -	58.741	41.781	1:40.522	78.07	0.343	17:21:42.358	
4 -	58.396	42.030	1:40.426 (3)	78.14	0.247	17:23:22.784	
5 -	58.558	41.621	1:40.179 (1)	78.34		17:25:02.963	
6 -	58.373	41.829	1:40.202 (2)	78.32	0.023	17:26:43.165	

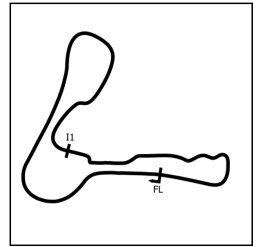
P3 13 GP		Doug EDMONDSON		Yamaha TZ250 - Stan Stephens Tuning			
IDEAL LAP TIME : 1:40.536		BEST LAP TIME : 1:40.724		DIFFERENCE : 0.188			
LAP	SECTOR 1	SECTOR 2	LAP TIME	MPH	DIFF	TIME OF DAY	
1 -		42.447	1:46.679	73.56	5.955	17:18:21.803	
2 -	58.507	42.217	1:40.724 (1)	77.91		17:20:02.527	
3 -	58.845	42.029	1:40.874 (3)	77.80	0.150	17:21:43.401	
4 -	58.557	42.185	1:40.742 (2)	77.90	0.018	17:23:24.143	
5 -	58.669	43.322	1:41.991	76.94	1.267	17:25:06.134	
6 -	58.884	42.918	1:41.802	77.09	1.078	17:26:47.936	

P4 25 M		Haydon SMITH		Kawasaki ZXR400 - HI-Precision Engineering Ltd			
IDEAL LAP TIME : 1:43.039		BEST LAP TIME : 1:43.853		DIFFERENCE : 0.814			
LAP	SECTOR 1	SECTOR 2	LAP TIME	MPH	DIFF	TIME OF DAY	
1 -		43.836	1:49.453	71.70	5.600	17:18:24.577	
2 -	1:01.538	43.116	1:44.654	74.99	0.801	17:20:09.231	
3 -	1:01.061	42.802	1:43.863 (2)	75.56	0.010	17:21:53.094	
4 -	1:01.279	43.074	1:44.353	75.20	0.500	17:23:37.447	
5 -	1:01.049	42.904	1:43.953 (3)	75.49	0.100	17:25:21.400	
6 -	1:00.237	43.616	1:43.853 (1)	75.56		17:27:05.253	

P5 151 S		Nick SMITH		Kawasaki ZXR400 - Hi-Precision Engineering Ltd			
IDEAL LAP TIME : 1:43.303		BEST LAP TIME : 1:43.434		DIFFERENCE : 0.131			
LAP	SECTOR 1	SECTOR 2	LAP TIME	MPH	DIFF	TIME OF DAY	
1 -		43.559	1:49.851	71.44	6.417	17:18:24.975	
2 -	1:00.680	43.494	1:44.174	75.33	0.740	17:20:09.149	
3 -	1:01.526	43.848	1:45.374	74.47	1.940	17:21:54.523	
4 -	1:00.751	43.349	1:44.100 (3)	75.38	0.666	17:23:38.623	
5 -	1:00.869	43.059	1:43.928 (2)	75.51	0.494	17:25:22.551	
6 -	1:00.244	43.190	1:43.434 (1)	75.87		17:27:05.985	

P6 16 S		Alan MAJOR		Kawasaki ZXR400 - Major Performance Developments			
IDEAL LAP TIME : 1:43.447		BEST LAP TIME : 1:43.565		DIFFERENCE : 0.118			
LAP	SECTOR 1	SECTOR 2	LAP TIME	MPH	DIFF	TIME OF DAY	
1 -		43.625	1:50.869	70.78	7.304	17:18:25.993	
2 -	1:01.270	43.886	1:45.156	74.63	1.591	17:20:11.149	
3 -	1:00.520	43.564	1:44.084	75.40	0.519	17:21:55.233	
4 -	1:00.795	43.276	1:44.071 (3)	75.41	0.506	17:23:39.304	
5 -	1:00.897	43.172	1:44.069 (2)	75.41	0.504	17:25:23.373	
6 -	1:00.275	43.290	1:43.565 (1)	75.77		17:27:06.938	

BMCRC - MRO Championships 2023 - Rnd 5 @ Cadwell Park
BMCRC Formula 400 & INTA Motorcycles Blue Haze GP 2-Stroke
RACE 16 - SECTOR ANALYSIS



SECTOR 1 = FL to I1, SECTOR 2 = I1 to FL, DIFF = Difference To Personal Best Lap, P = Crossed Finish Line in Pit Lane, D = Time Disallowed

P7 115 S/R		Jake DONKERSLEY		Honda VFR400 NC30 -		
IDEAL LAP TIME : 1:47.211		BEST LAP TIME : 1:47.518		DIFFERENCE : 0.307		
LAP	SECTOR 1	SECTOR 2	LAP TIME	MPH	DIFF	TIME OF DAY
1 -		45.168	1:54.825	68.34	7.307	17:18:29.949
2 -	1:02.469	45.129	1:47.598 (2)	72.93	0.080	17:20:17.547
3 -	1:02.776	44.742	1:47.518 (1)	72.99		17:22:05.065
4 -	1:03.384	45.316	1:48.700	72.19	1.182	17:23:53.765
5 -	1:02.947	44.990	1:47.937 (3)	72.70	0.419	17:25:41.702
6 -	1:03.706	45.565	1:49.271	71.82	1.753	17:27:30.973

P8 83 S		Peter GIBSON		Honda VFR400 -		
IDEAL LAP TIME : 1:48.041		BEST LAP TIME : 1:48.041		DIFFERENCE : 0.000		
LAP	SECTOR 1	SECTOR 2	LAP TIME	MPH	DIFF	TIME OF DAY
1 -		45.307	1:54.730	68.40	6.689	17:18:29.854
2 -	1:03.959	45.687	1:49.646	71.57	1.605	17:20:19.500
3 -	1:03.890	45.889	1:49.779	71.48	1.738	17:22:09.279
4 -	1:03.118	45.242	1:48.360 (2)	72.42	0.319	17:23:57.639
5 -	1:03.541	45.559	1:49.100 (3)	71.93	1.059	17:25:46.739
6 -	1:02.846	45.195	1:48.041 (1)	72.63		17:27:34.780

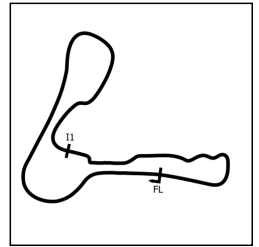
P9 90 S		Steve RAPA		Honda RVF400 (BRUCE) - My Own Fair Hands		
IDEAL LAP TIME : 1:48.100		BEST LAP TIME : 1:48.487		DIFFERENCE : 0.387		
LAP	SECTOR 1	SECTOR 2	LAP TIME	MPH	DIFF	TIME OF DAY
1 -		45.809	1:54.298	68.66	5.811	17:18:29.422
2 -	1:03.800	45.451	1:49.251 (3)	71.83	0.764	17:20:18.673
3 -	1:04.486	45.818	1:50.304	71.14	1.817	17:22:08.977
4 -	1:04.068	45.579	1:49.647	71.57	1.160	17:23:58.624
5 -	1:03.095	45.674	1:48.769 (2)	72.15	0.282	17:25:47.393
6 -	1:03.482	45.005	1:48.487 (1)	72.34		17:27:35.880

P10 135 S		Zack WESTON		Kawasaki NINJA 400 - NW Racing		
IDEAL LAP TIME : 1:45.643		BEST LAP TIME : 1:45.643		DIFFERENCE : 0.000		
LAP	SECTOR 1	SECTOR 2	LAP TIME	MPH	DIFF	TIME OF DAY
1 -		47.668	2:02.849	63.88	17.206	17:18:37.973
2 -	1:06.386	45.889	1:52.275	69.90	6.632	17:20:30.248
3 -	1:03.061	47.011	1:50.072	71.29	4.429	17:22:20.320
4 -	1:02.370	46.872	1:49.242 (3)	71.84	3.599	17:24:09.562
5 -	1:02.359	45.952	1:48.311 (2)	72.45	2.668	17:25:57.873
6 -	1:01.856	43.787	1:45.643 (1)	74.28		17:27:43.516

P11 3 GP		Tom BARRETT		Honda RS250 -		
IDEAL LAP TIME : 1:48.296		BEST LAP TIME : 1:48.373		DIFFERENCE : 0.077		
LAP	SECTOR 1	SECTOR 2	LAP TIME	MPH	DIFF	TIME OF DAY
1 -		48.053	2:02.943	63.83	14.570	17:18:38.067
2 -	1:04.196	47.167	1:51.363	70.47	2.990	17:20:29.430
3 -	1:03.405	46.773	1:50.178	71.23	1.805	17:22:19.608
4 -	1:02.791	46.355	1:49.146 (2)	71.90	0.773	17:24:08.754
5 -	1:01.941	46.432	1:48.373 (1)	72.41		17:25:57.127
6 -	1:03.071	46.555	1:49.626 (3)	71.58	1.253	17:27:46.753

P12 27 S/R		Lucian Silviu SINCA		Kawasaki ZX400R -		
IDEAL LAP TIME : 1:53.301		BEST LAP TIME : 1:53.377		DIFFERENCE : 0.076		
LAP	SECTOR 1	SECTOR 2	LAP TIME	MPH	DIFF	TIME OF DAY
1 -		46.947	2:00.564	65.09	7.187	17:18:35.688
2 -	1:07.571	47.142	1:54.713	68.41	1.336	17:20:30.401
3 -	1:06.806	46.571	1:53.377 (1)	69.22		17:22:23.778
4 -	1:06.809	47.365	1:54.174 (3)	68.73	0.797	17:24:17.952
5 -	1:06.730	47.723	1:54.453	68.57	1.076	17:26:12.405
6 -	1:06.871	47.008	1:53.879 (2)	68.91	0.502	17:28:06.284

BMCRC - MRO Championships 2023 - Rnd 5 @ Cadwell Park
BMCRC Formula 400 & INTA Motorcycles Blue Haze GP 2-Stroke
RACE 16 - SECTOR ANALYSIS



SECTOR 1 = FL to I1, SECTOR 2 = I1 to FL, DIFF = Difference To Personal Best Lap, P = Crossed Finish Line in Pit Lane, D = Time Disallowed

P13 10 M		Mike BRUNSDON		Kawasaki NINJA 400 - Parts Europe		
IDEAL LAP TIME : 1:52.126		BEST LAP TIME : 1:52.126		DIFFERENCE : 0.000		
LAP	SECTOR 1	SECTOR 2	LAP TIME	MPH	DIFF	TIME OF DAY
1 -		48.694	2:04.662	62.95	12.536	17:18:39.786
2 -	1:06.661	46.978	1:53.639 (3)	69.06	1.513	17:20:33.425
3 -	1:06.836	46.415	1:53.251 (2)	69.29	1.125	17:22:26.676
4 -	1:05.848	46.278	1:52.126 (1)	69.99		17:24:18.802
5 -	1:06.390	48.025	1:54.415	68.59	2.289	17:26:13.217
6 -	1:06.476	47.595	1:54.071	68.79	1.945	17:28:07.288

P14 88 S/R		Florentin STANCIU		Kawasaki ZXR400 - RAP Racing Team		
IDEAL LAP TIME : 1:54.120		BEST LAP TIME : 1:54.120		DIFFERENCE : 0.000		
LAP	SECTOR 1	SECTOR 2	LAP TIME	MPH	DIFF	TIME OF DAY
1 -		49.086	2:04.750	62.91	10.630	17:18:39.874
2 -	1:06.989	48.400	1:55.389 (2)	68.01	1.269	17:20:35.263
3 -	1:06.939	49.005	1:55.944	67.68	1.824	17:22:31.207
4 -	1:07.308	48.342	1:55.650 (3)	67.86	1.530	17:24:26.857
5 -	1:07.880	49.116	1:56.996	67.07	2.876	17:26:23.853
6 -	1:06.084	48.036	1:54.120 (1)	68.77		17:28:17.973

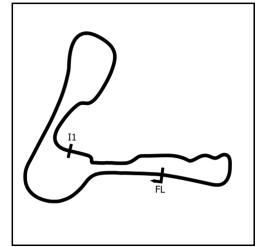
P15 57 S/R		John WILTON		Kawasaki ZXR400 -		
IDEAL LAP TIME : 1:54.701		BEST LAP TIME : 1:55.174		DIFFERENCE : 0.473		
LAP	SECTOR 1	SECTOR 2	LAP TIME	MPH	DIFF	TIME OF DAY
1 -		47.894	2:02.422	64.10	7.248	17:18:37.546
2 -	1:07.375	47.799	1:55.174 (1)	68.14		17:20:32.720
3 -	1:07.851	47.326	1:55.177 (2)	68.13	0.003	17:22:27.897
4 -	1:08.677	48.697	1:57.374	66.86	2.200	17:24:25.271
5 -	1:09.155	48.195	1:57.350	66.87	2.176	17:26:22.621
6 -	1:08.487	47.574	1:56.061 (3)	67.62	0.887	17:28:18.682

P16 24 S		Harley GODZISZ		Honda NC30 - SonicRacing.co.uk		
IDEAL LAP TIME : 1:54.698		BEST LAP TIME : 1:55.168		DIFFERENCE : 0.470		
LAP	SECTOR 1	SECTOR 2	LAP TIME	MPH	DIFF	TIME OF DAY
1 -		48.596	2:05.280	62.64	10.112	17:18:40.404
2 -	1:08.069	47.998	1:56.067	67.61	0.899	17:20:36.471
3 -	1:07.029	48.139	1:55.168 (1)	68.14		17:22:31.639
4 -	1:07.247	48.131	1:55.378 (2)	68.02	0.210	17:24:27.017
5 -	1:07.871	48.260	1:56.131	67.57	0.963	17:26:23.148
6 -	1:08.231	47.669	1:55.900 (3)	67.71	0.732	17:28:19.048

P17 46 S		Sam MASON		Kawasaki ZXR400 -		
IDEAL LAP TIME : 1:54.977		BEST LAP TIME : 1:54.977		DIFFERENCE : 0.000		
LAP	SECTOR 1	SECTOR 2	LAP TIME	MPH	DIFF	TIME OF DAY
1 -		48.842	2:07.217	61.69	12.240	17:18:42.341
2 -	1:08.855	47.452	1:56.307	67.47	1.330	17:20:38.648
3 -	1:08.086	47.641	1:55.727 (2)	67.81	0.750	17:22:34.375
4 -	1:10.448	47.204	1:57.652	66.70	2.675	17:24:32.027
5 -	1:08.973	47.273	1:56.246 (3)	67.51	1.269	17:26:28.273
6 -	1:07.853	47.124	1:54.977 (1)	68.25		17:28:23.250

P18 400 S		Stuart THURTLÉ		Kawasaki NINJA 400 - TeamTortoise Racing		
IDEAL LAP TIME : 1:56.191		BEST LAP TIME : 1:56.191		DIFFERENCE : 0.000		
LAP	SECTOR 1	SECTOR 2	LAP TIME	MPH	DIFF	TIME OF DAY
1 -		49.458	2:08.572	61.04	12.381	17:18:43.696
2 -	1:08.070	49.184	1:57.254	66.93	1.063	17:20:40.950
3 -	1:08.076	49.264	1:57.340	66.88	1.149	17:22:38.290
4 -	1:07.925	48.556	1:56.481 (2)	67.37	0.290	17:24:34.771
5 -	1:07.688	48.503	1:56.191 (1)	67.54		17:26:30.962
6 -	1:07.823	48.809	1:56.632 (3)	67.28	0.441	17:28:27.594

BMCRC - MRO Championships 2023 - Rnd 5 @ Cadwell Park
BMCRC Formula 400 & INTA Motorcycles Blue Haze GP 2-Stroke
RACE 16 - SECTOR ANALYSIS



SECTOR 1 = FL to I1, SECTOR 2 = I1 to FL, DIFF = Difference To Personal Best Lap, P = Crossed Finish Line in Pit Lane, D = Time Disallowed

P19		17 S/R		Freddie BATE		Kawasaki NINJA 300 - hartjay	
IDEAL LAP TIME : 1:56.187		BEST LAP TIME : 1:56.187		DIFFERENCE : 0.000			
LAP	SECTOR 1	SECTOR 2	LAP TIME	MPH	DIFF	TIME OF DAY	
1 -		49.394	2:08.172	61.23	11.985	17:18:43.296	
2 -	1:09.063	49.541	1:58.604	66.17	2.417	17:20:41.900	
3 -	1:07.997	48.190	1:56.187 (1)	67.54		17:22:38.087	
4 -	1:08.490	48.887	1:57.377 (2)	66.86	1.190	17:24:35.464	
5 -	1:09.776	48.427	1:58.203 (3)	66.39	2.016	17:26:33.667	
6 -	1:10.893	49.181	2:00.074	65.36	3.887	17:28:33.741	

BMCRC - MRO Championships 2023 - Rnd 5 @ Cadwell Park

BMCRC Formula 400 & INTA Motorcycles Blue Haze GP 2-Stroke

RACE 16 - BEST SECTORS

SECTOR 1			SECTOR 2			IDEAL / BEST COMPARISON						
POS	NO	NAME	TIME	NO	NAME	TIME	POS	NO	NAME	IDEAL	BEST	DIFF
									PERFECT LAP	1:39.515		
1	20	MILLS	57.894	5	LEA	41.621	1	20	MILLS	1:39.553	1:39.553	0.000
2	5	LEA	58.373	20	MILLS	41.659	2	5	LEA	1:39.994	1:40.179	0.185
3	13	EDMONDSON	58.507	13	EDMONDSON	42.029	3	13	EDMONDSON	1:40.536	1:40.724	0.188
4	25	SMITH	1:00.237	25	SMITH	42.802	4	25	SMITH	1:43.039	1:43.853	0.814
5	151	SMITH	1:00.244	151	SMITH	43.059	5	151	SMITH	1:43.303	1:43.434	0.131
6	16	MAJOR	1:00.275	16	MAJOR	43.172	6	16	MAJOR	1:43.447	1:43.565	0.118
7	135	WESTON	1:01.856	135	WESTON	43.787	7	135	WESTON	1:45.643	1:45.643	0.000
8	3	BARRETT	1:01.941	115	DONKERSLEY	44.742	8	115	DONKERSLEY	1:47.211	1:47.518	0.307
9	115	DONKERSLEY	1:02.469	90	RAPA	45.005	9	83	GIBSON	1:48.041	1:48.041	0.000
10	83	GIBSON	1:02.846	83	GIBSON	45.195	10	90	RAPA	1:48.100	1:48.487	0.387
11	90	RAPA	1:03.095	10	BRUNSDON	46.278	11	3	BARRETT	1:48.296	1:48.373	0.077
12	10	BRUNSDON	1:05.848	3	BARRETT	46.355	12	10	BRUNSDON	1:52.126	1:52.126	0.000
13	88	STANCIU	1:06.084	27	SINCA	46.571	13	27	SINCA	1:53.301	1:53.377	0.076
14	27	SINCA	1:06.730	46	MASON	47.124	14	88	STANCIU	1:54.120	1:54.120	0.000
15	24	GODZISZ	1:07.029	57	WILTON	47.326	15	24	GODZISZ	1:54.698	1:55.168	0.470
16	57	WILTON	1:07.375	24	GODZISZ	47.669	16	57	WILTON	1:54.701	1:55.174	0.473
17	400	THURTL	1:07.688	88	STANCIU	48.036	17	46	MASON	1:54.977	1:54.977	0.000
18	46	MASON	1:07.853	17	BATE	48.190	18	17	BATE	1:56.187	1:56.187	0.000
19	17	BATE	1:07.997	400	THURTL	48.503	19	400	THURTL	1:56.191	1:56.191	0.000

BMCRC - MRO Championships 2023 - Rnd 5 @ Cadwell Park
BMCRC Formula 400 & INTA Motorcycles Blue Haze GP 2-Stroke
RACE 16 - STATISTICS

Competitors Started 19
Planned Start 2023-07-02 @ 17:20:00.000
Actual Start 2023-07-02 @ 17:16:35.123
Finish Time 2023-07-02 @ 17:26:43.080
Track Length 2.1800mi.
Total Laps 114
Total Distance Covered 248.5221mi.

Session Fastest Lap History

NO	CL	NAME	LAP TIME	TIME OF DAY	LAP	VEHICLE
20	GP	Gavin MILLS	1:39.553	17:20:00.904	2	Honda RS250

Session Leader History

NO	CL	NAME	FROM LAP	LAPS LED	DISTANCE	VEHICLE
5	GP	John LEA	1	1	2.18 miles	Yamaha TZ 250
20	GP	Gavin MILLS	2	5	10.90 miles	Honda RS250

Flag History

TYPE	TIME OF DAY
GREEN	17:16:35.123
FINISH	17:26:43.080

Flag Statistics

TYPE	COUNT	TOTAL LAPS	TOTAL TIME
Green	1	6	12:06.345
Red	0	0	0.000
Safety Car	0	0	0.000
FCY	0	0	0.000

BMCRC - MRO Championships 2023 - Rnd 5 @ Cadwell Park
BMCRC Formula 400 & INTA Motorcycles Blue Haze GP 2-Stroke
RACE 16 - STATISTICS

CLASS : M

2 Starters

Fastest Lap History

NO	NAME	LAP TIME	TIME OF DAY	LAP	VEHICLE
25	Haydon SMITH	1:44.654	17:20:09.208	2	Kawasaki ZXR400
25	Haydon SMITH	1:43.863	17:21:53.106	3	Kawasaki ZXR400
25	Haydon SMITH	1:43.853	17:27:05.265	6	Kawasaki ZXR400

Leader History

NO	NAME	FROM LAP	LAPS LED	DISTANCE	VEHICLE
25	Haydon SMITH	1	6	13.08 miles	Kawasaki ZXR400

BMCRC - MRO Championships 2023 - Rnd 5 @ Cadwell Park
BMCRC Formula 400 & INTA Motorcycles Blue Haze GP 2-Stroke
RACE 16 - STATISTICS

CLASS : S

8 Starters

Fastest Lap History

NO	NAME	LAP TIME	TIME OF DAY	LAP	VEHICLE
151	Nick SMITH	1:44.174	17:20:09.161	2	Kawasaki ZXR400
16	Alan MAJOR	1:44.084	17:21:55.244	3	Kawasaki ZXR400
16	Alan MAJOR	1:44.071	17:23:39.316	4	Kawasaki ZXR400
151	Nick SMITH	1:43.928	17:25:22.563	5	Kawasaki ZXR400
151	Nick SMITH	1:43.434	17:27:05.997	6	Kawasaki ZXR400

Leader History

NO	NAME	FROM LAP	LAPS LED	DISTANCE	VEHICLE
151	Nick SMITH	1	6	13.08 miles	Kawasaki ZXR400

BMCRC - MRO Championships 2023 - Rnd 5 @ Cadwell Park
BMCRC Formula 400 & INTA Motorcycles Blue Haze GP 2-Stroke
RACE 16 - STATISTICS

CLASS : S/R

5 Starters

Fastest Lap History

NO	NAME	LAP TIME	TIME OF DAY	LAP	VEHICLE
115	Jake DONKERSLEY	1:47.598	17:20:17.592	2	Honda VFR400 NC30
115	Jake DONKERSLEY	1:47.518	17:22:05.110	3	Honda VFR400 NC30

Leader History

NO	NAME	FROM LAP	LAPS LED	DISTANCE	VEHICLE
115	Jake DONKERSLEY	1	6	13.08 miles	Honda VFR400 NC30

BMCRC - MRO Championships 2023 - Rnd 5 @ Cadwell Park
BMCRC Formula 400 & INTA Motorcycles Blue Haze GP 2-Stroke
RACE 16 - STATISTICS

CLASS : GP

4 Starters

Fastest Lap History

NO	NAME	LAP TIME	TIME OF DAY	LAP	VEHICLE
20	Gavin MILLS	1:39.553	17:20:00.904	2	Honda RS250

Leader History

NO	NAME	FROM LAP	LAPS LED	DISTANCE	VEHICLE
5	John LEA	1	1	2.18 miles	Yamaha TZ 250
20	Gavin MILLS	2	5	10.90 miles	Honda RS250



DART MOTORSPORT MRO 600 inc CLUBMAN & GP2/EVO CLASS



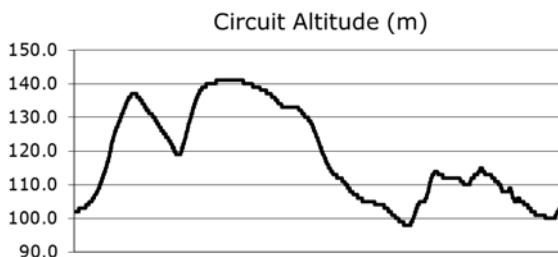
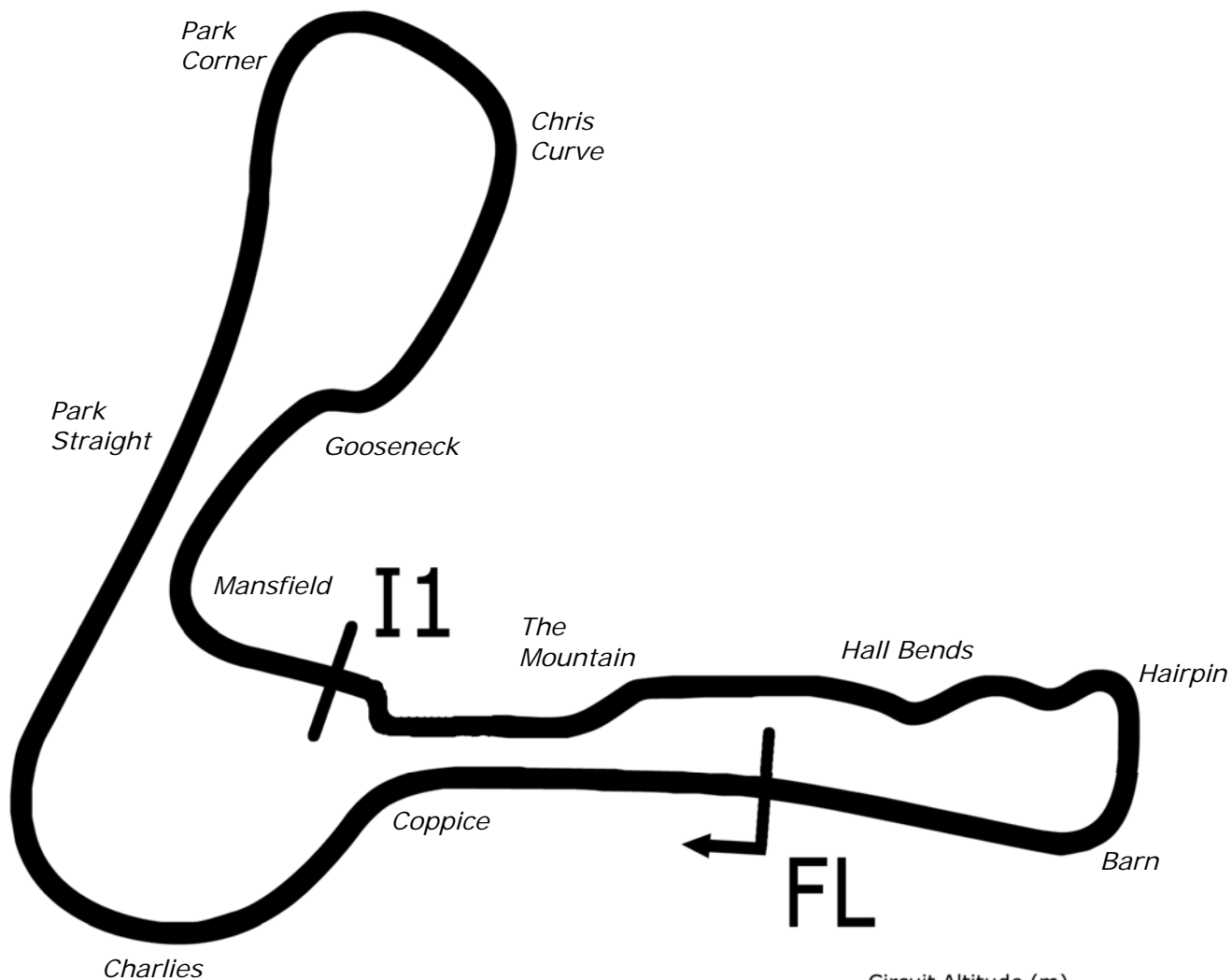
BMCRC-MRO Championships - Round 5
Cadwell Park
1st / 2nd July 2023



Timing & Results Provided by Timing Solutions Ltd

www.tsl-timing.com

Cadwell Park



Length	2.1800 miles	3508.4 m	
FL		53.31024 N	0.05940 W
I1	2330m	53.30708 N	0.06270 W
Pit Entry	3472m	53.31103 N	0.05889 W
Pit Exit	0m after FL	53.31030 N	0.05940 W
Pit Entry-Pit Exit 92m, 6.6s @50kph, 5.5s @60kph			

All results available at www.tsl-timing.com

BMCRC - MRO Championships 2023 - Rnd 5 @ Cadwell Park



DART Motorsport MRO 600 inc Clubman 600 & GP2/EVO Class

QUALIFYING - CLASSIFICATION

POS	NO	CL	PIC NAME	ENTRY	TIME	ON	LAPS	GAP	DIFF	MPH
1	47		1 Fenton SEABRIGHT	Yamaha R6 - Fhs racing	1:32.731	4	7			84.63
2	7		2 Taylor ROSE	Yamaha R6 - Verkada	1:33.703	3	6	0.972	0.972	83.75
3	8		3 Cameron HALL	Kawasaki ZX636 - Nationwide Electrical/Triple M Vehicl	1:33.812	5	6	1.081	0.109	83.65
4	80		4 Morgan CREASEY	Yamaha R6 - Warics Ltd	1:36.010	4	5	3.279	2.198	81.74
5	40	C	1 Henry ROSS	Yamaha R6 -	1:36.148	4	6	3.417	0.138	81.62
6	52		5 Kam DIXON	Kawasaki ZX636 - Delicious Race Wear	1:36.268	6	6	3.537	0.120	81.52
7	36		6 Harry FOWLE	Yamaha R6 - HF Refinishing Racing	1:36.505	4	6	3.774	0.237	81.32
8	31		7 Dylan MELLOR	Kawasaki ZX6-R - BDS Motorcycles	1:37.326	4	5	4.595	0.821	80.63
9	91	C	2 Sam HIRST	Kawasaki ZX636 - Team Valley Racing	1:37.963	4	6	5.232	0.637	80.11
10	51		8 Ross CLARKE	Kawasaki ZX600RR - RC Farriery Racing	1:37.998	4	6	5.267	0.035	80.08
11	37		9 Alex LATHAM	Kawasaki ZX6R - BR-8 / McCrash Racing	1:38.014	5	6	5.283	0.016	80.07
12	661	EVO	1 Cameron HARRIS	Triumph 675R - Harris / Tony Scott Motorsport	1:38.065	5	6	5.334	0.051	80.02
13	14	C	3 Jack MUIR	Kawasaki ZX636 -	1:38.736	4	6	6.005	0.671	79.48
14	30	EVO	2 Owen MELLOR	Moto 2 - BDS Motorcycles	1:38.767	4	4	6.036	0.031	79.46
15	87		10 Keith POVAH	Yamaha R6 - @crap.sack give us a follow!	1:39.739	5	6	7.008	0.972	78.68
16	95		11 Grant ROBERTSON	Yamaha R6 - Westcountry Windings	1:39.847	3	6	7.116	0.108	78.60
17	18	EVO	3 Daniel GOOD	Triumph STREET TRIPLE - Quality Fast Facades	1:40.421	4	6	7.690	0.574	78.15
18	22	C	4 Toby TRUNDLE	Yamaha R6 - Harris Motorcycles / A. Harland Race Ser	1:40.525	4	6	7.794	0.104	78.07
19	44	C	5 Sam GREEN	Yamaha R6 -	1:40.621	5	6	7.890	0.096	77.99
20	29	C	6 Michael SHEPPHARD	Kawasaki ZX6R - RTR Performance, KRS Solutions	1:40.742	2	6	8.011	0.121	77.90
21	440	C	7 Elijah EVERTON	Kawasaki 600 -	1:40.783	4	5	8.052	0.041	77.87
22	168	C	8 Aaron DALRYMPLE	Yamaha R6 -	1:40.816	6	6	8.085	0.033	77.84
23	72		12 Nick BARNES	Yamaha R6 - Park Electric	1:41.182	3	6	8.451	0.366	77.56
24	212		13 Matt PALLETT	Kawasaki ZX6R - BDA Chartered Architects	1:41.928	4	6	9.197	0.746	76.99
25	33	C	9 Adam PERKS	Triumph DAYTONA 675 - J&K Ross	1:42.155	5	6	9.424	0.227	76.82
26	60	C	10 Aiden GOODINGS	Honda CBR600F4 - Micky G Racing	1:42.706	4	6	9.975	0.551	76.41
27	129	C	11 David JAMES	Yamaha R6 -	1:44.083	3	6	11.352	1.377	75.40
28	5		14 Stuart REECE	Kawasaki ZX-6R - Sheffield Precision	1:44.441	5	5	11.710	0.358	75.14
29	35		15 Kai DICKINSON	Kawasaki ZX636 -	1:44.533	4	5	11.802	0.092	75.07
30	167		16 Neil MORRIS	Honda CBR 600 -	1:45.273	5	6	12.542	0.740	74.54
31	69	C	12 Simon WHALL	Yamaha R6 -	1:45.740	5	5	13.009	0.467	74.22
32	27	C	13 Timothy PETTS	Triumph DAYTONA 675 - Norfolk Triumph Racing Tean	1:49.654	2	5	16.923	3.914	71.57
33	888	C	14 Brandon WRIGHT	Yamaha R6 - 888 Vapour	1:55.619	1	1	22.888	5.965	67.87

Weather / Track : Cloudy / Dry

These results are provisional until the conclusion of any judicial and technical matters.

Cadwell Park: 2.1800 miles

Date: 01/07/2023 Start: 11:27 Finish: 11:37

Clerk Of Course :	Stewards :	Timekeeper : <i>Craig Smith</i>
-------------------	------------	------------------------------------

Results can be found at www.tsl-timing.com

Printed - 11:42 Saturday, 01 July 2023



BMCRC - MRO Championships 2023 - Rnd 5 @ Cadwell Park

DART Motorsport MRO 600 inc Clubman 600 & GP2/EVO Class

QUALIFYING - SECTOR ANALYSIS



SECTOR 1 = FL to I1, SECTOR 2 = I1 to FL, DIFF = Difference To Personal Best Lap, P = Crossed Finish Line in Pit Lane, D = Time Disallowed

P1 47		Fenton SEABRIGHT		Yamaha R6 - Fhs racing			
IDEAL LAP TIME : 1:32.550		BEST LAP TIME : 1:32.731		DIFFERENCE : 0.181			
LAP	SECTOR 1	SECTOR 2	LAP TIME	MPH	DIFF	TIME OF DAY	
1 -	57.326	41.123	1:38.449	79.71	5.718	11:29:24.643	
2 -	55.371	39.271	1:34.642	82.92	1.911	11:30:59.285	
3 -	54.290	38.999	1:33.289 (3)	84.12	0.558	11:32:32.574	
4 -	53.989	38.742	1:32.731 (1)	84.63		11:34:05.305	
5 -	53.991	39.030	1:33.021 (2)	84.36	0.290	11:35:38.326	
6 -	53.808	39.771	1:33.579	83.86	0.848	11:37:11.905	
7 -	1:00.306	42.068	1:42.374	76.66	9.643	11:38:54.279	

P2 7		Taylor ROSE		Yamaha R6 - Verkada			
IDEAL LAP TIME : 1:33.639		BEST LAP TIME : 1:33.703		DIFFERENCE : 0.064			
LAP	SECTOR 1	SECTOR 2	LAP TIME	MPH	DIFF	TIME OF DAY	
1 -	55.297	39.998	1:35.295 (3)	82.35	1.592	11:30:43.812	
2 -	54.254	39.460	1:33.714 (2)	83.74	0.011	11:32:17.526	
3 -	54.241	39.462	1:33.703 (1)	83.75		11:33:51.229	
4 -	54.179	43.877	1:38.056	80.03	4.353	11:35:29.285	
5 -	1:02.753	39.661	1:42.414	76.63	8.711	11:37:11.699	
6 -	59.424	46.133	1:45.557	74.34	11.854	11:38:57.256	

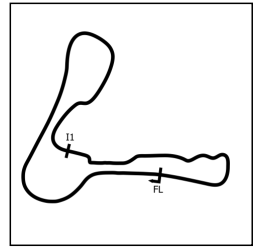
P3 8		Cameron HALL		Kawasaki ZX636 - Nationwide Electrical/Triple M Vehicle Sales			
IDEAL LAP TIME : 1:33.812		BEST LAP TIME : 1:33.812		DIFFERENCE : 0.000			
LAP	SECTOR 1	SECTOR 2	LAP TIME	MPH	DIFF	TIME OF DAY	
1 -	59.512	41.614	1:41.126	77.60	7.314	11:29:21.912	
2 -	55.204	39.719	1:34.923 (3)	82.67	1.111	11:30:56.835	
3 -	55.193	39.674	1:34.867 (2)	82.72	1.055	11:32:31.702	
4 -	54.832	40.378	1:35.210	82.42	1.398	11:34:06.912	
5 -	54.352	39.460	1:33.812 (1)	83.65		11:35:40.724	
6 -	54.541	40.838	1:35.379	82.28	1.567	11:37:16.103	

P4 80		Morgan CREASEY		Yamaha R6 - Warics Ltd			
IDEAL LAP TIME : 1:35.850		BEST LAP TIME : 1:36.010		DIFFERENCE : 0.160			
LAP	SECTOR 1	SECTOR 2	LAP TIME	MPH	DIFF	TIME OF DAY	
1 -	59.283	41.934	1:41.217	77.53	5.207	11:29:38.872	
2 -	57.356	41.087	1:38.443 (3)	79.72	2.433	11:31:17.315	
3 -	56.645	41.204	1:37.849 (2)	80.20	1.839	11:32:55.164	
4 -	55.825	40.185	1:36.010 (1)	81.74		11:34:31.174	
5 -	55.665	50.476	1:46.141	73.94	10.131	11:36:17.315	

P5 40 C		Henry ROSS		Yamaha R6 -			
IDEAL LAP TIME : 1:35.770		BEST LAP TIME : 1:36.148		DIFFERENCE : 0.378			
LAP	SECTOR 1	SECTOR 2	LAP TIME	MPH	DIFF	TIME OF DAY	
1 -	58.867	43.224	1:42.091	76.87	5.943	11:29:28.906	
2 -	56.675	41.223	1:37.898	80.16	1.750	11:31:06.804	
3 -	55.835	41.468	1:37.303	80.65	1.155	11:32:44.107	
4 -	55.542	40.606	1:36.148 (1)	81.62		11:34:20.255	
5 -	55.836	41.086	1:36.922 (3)	80.97	0.774	11:35:57.177	
6 -	56.160	40.228	1:36.388 (2)	81.42	0.240	11:37:33.565	

P6 52		Kam DIXON		Kawasaki ZX636 - Delicious Race Wear			
IDEAL LAP TIME : 1:36.268		BEST LAP TIME : 1:36.268		DIFFERENCE : 0.000			
LAP	SECTOR 1	SECTOR 2	LAP TIME	MPH	DIFF	TIME OF DAY	
1 -	1:00.494	41.890	1:42.384	76.65	6.116	11:29:40.139	
2 -	57.689	40.671	1:38.360 (2)	79.78	2.092	11:31:18.499	
3 -	57.087	41.561	1:38.648 (3)	79.55	2.380	11:32:57.147	
4 -	57.814	41.880	1:39.694	78.72	3.426	11:34:36.841	
5 -	57.812	41.931	1:39.743	78.68	3.475	11:36:16.584	
6 -	56.059	40.209	1:36.268 (1)	81.52		11:37:52.852	

BMCRC - MRO Championships 2023 - Rnd 5 @ Cadwell Park
DART Motorsport MRO 600 inc Clubman 600 & GP2/EVO Class
QUALIFYING - SECTOR ANALYSIS



SECTOR 1 = FL to I1, SECTOR 2 = I1 to FL, DIFF = Difference To Personal Best Lap, P = Crossed Finish Line in Pit Lane, D = Time Disallowed

P7 36 Harry FOWLE		Yamaha R6 - HF Refinishing Racing				
IDEAL LAP TIME : 1:36.505		BEST LAP TIME : 1:36.505		DIFFERENCE : 0.000		
LAP	SECTOR 1	SECTOR 2	LAP TIME	MPH	DIFF	TIME OF DAY
1 -	59.985	43.626	1:43.611	75.74	7.106	11:29:38.398
2 -	57.584	41.277	1:38.861	79.38	2.356	11:31:17.259
3 -	57.942	1:01.211	1:59.153	65.86	22.648	11:33:16.412
4 -	55.918	40.587	1:36.505 (1)	81.32		11:34:52.917
5 -	56.289	40.719	1:37.008 (2)	80.90	0.503	11:36:29.925
6 -	56.751	41.427	1:38.178 (3)	79.93	1.673	11:38:08.103

P8 31 Dylan MELLOR		Kawasaki ZX6-R - BDS Motorcycles				
IDEAL LAP TIME : 1:37.084		BEST LAP TIME : 1:37.326		DIFFERENCE : 0.242		
LAP	SECTOR 1	SECTOR 2	LAP TIME	MPH	DIFF	TIME OF DAY
1 -	59.184	43.619	1:42.803	76.34	5.477	11:29:29.774
2 -	59.661	42.375	1:42.036	76.91	4.710	11:31:11.810
3 -	56.564	40.838	1:37.402 (2)	80.57	0.076	11:32:49.212
4 -	56.748	40.578	1:37.326 (1)	80.63		11:34:26.538
5 -	56.506	40.955	1:37.461 (3)	80.52	0.135	11:36:03.999

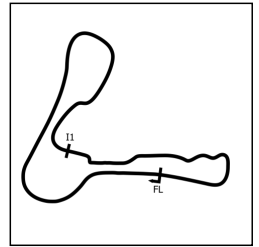
P9 91 C Sam HIRST		Kawasaki ZX636 - Team Valley Racing				
IDEAL LAP TIME : 1:37.963		BEST LAP TIME : 1:37.963		DIFFERENCE : 0.000		
LAP	SECTOR 1	SECTOR 2	LAP TIME	MPH	DIFF	TIME OF DAY
1 -	1:00.926	42.622	1:43.548	75.79	5.585	11:29:22.874
2 -	57.405	41.407	1:38.812 (3)	79.42	0.849	11:31:01.686
3 -	57.189	41.375	1:38.564 (2)	79.62	0.601	11:32:40.250
4 -	56.940	41.023	1:37.963 (1)	80.11		11:34:18.213
5 -	57.584	41.329	1:38.913	79.34	0.950	11:35:57.126
6 -	57.567	41.477	1:39.044	79.23	1.081	11:37:36.170

P10 51 Ross CLARKE		Kawasaki ZX600RR - RC Farriery Racing				
IDEAL LAP TIME : 1:37.962		BEST LAP TIME : 1:37.998		DIFFERENCE : 0.036		
LAP	SECTOR 1	SECTOR 2	LAP TIME	MPH	DIFF	TIME OF DAY
1 -	1:01.032	42.789	1:43.821	75.59	5.823	11:29:22.685
2 -	58.769	41.507	1:40.276	78.26	2.278	11:31:02.961
3 -	57.458	40.884	1:38.342 (2)	79.80	0.344	11:32:41.303
4 -	57.229	40.769	1:37.998 (1)	80.08		11:34:19.301
5 -	57.193	41.241	1:38.434 (3)	79.72	0.436	11:35:57.735
6 -	57.596	41.087	1:38.683	79.52	0.685	11:37:36.418

P11 37 Alex LATHAM		Kawasaki ZX6R - BR-8 / McCrash Racing				
IDEAL LAP TIME : 1:37.750		BEST LAP TIME : 1:38.014		DIFFERENCE : 0.264		
LAP	SECTOR 1	SECTOR 2	LAP TIME	MPH	DIFF	TIME OF DAY
1 -	1:00.104	43.068	1:43.172	76.06	5.158	11:29:24.606
2 -	57.940	42.159	1:40.099	78.40	2.085	11:31:04.705
3 -	57.755	42.134	1:39.889	78.56	1.875	11:32:44.594
4 -	56.708	41.454	1:38.162 (2)	79.95	0.148	11:34:22.756
5 -	56.296	41.718	1:38.014 (1)	80.07		11:36:00.770
6 -	57.432	42.263	1:39.695 (3)	78.72	1.681	11:37:40.465

P12 661 EVO Cameron HARRIS		Triumph 675R - Harris / Tony Scott Motorsport				
IDEAL LAP TIME : 1:37.924		BEST LAP TIME : 1:38.065		DIFFERENCE : 0.141		
LAP	SECTOR 1	SECTOR 2	LAP TIME	MPH	DIFF	TIME OF DAY
1 -	1:00.319	43.471	1:43.790	75.61	5.725	11:29:27.246
2 -	57.511	41.750	1:39.261	79.06	1.196	11:31:06.507
3 -	56.621	41.548	1:38.169 (2)	79.94	0.104	11:32:44.676
4 -	56.727	41.470	1:38.197 (3)	79.92	0.132	11:34:22.873
5 -	56.762	41.303	1:38.065 (1)	80.02		11:36:00.938
6 -	56.703	42.697	1:39.400	78.95	1.335	11:37:40.338

BMCRC - MRO Championships 2023 - Rnd 5 @ Cadwell Park
DART Motorsport MRO 600 inc Clubman 600 & GP2/EVO Class
QUALIFYING - SECTOR ANALYSIS



SECTOR 1 = FL to I1, SECTOR 2 = I1 to FL, DIFF = Difference To Personal Best Lap, P = Crossed Finish Line in Pit Lane, D = Time Disallowed

P13 14 C		Jack MUIR		Kawasaki ZX636 -		
IDEAL LAP TIME : 1:38.736		BEST LAP TIME : 1:38.736		DIFFERENCE : 0.000		
LAP	SECTOR 1	SECTOR 2	LAP TIME	MPH	DIFF	TIME OF DAY
1 -	1:01.625	43.080	1:44.705	74.95	5.969	11:29:24.428
2 -	58.603	42.185	1:40.788	77.86	2.052	11:31:05.216
3 -	57.698	42.698	1:40.396	78.17	1.660	11:32:45.612
4 -	56.838	41.898	1:38.736 (1)	79.48		11:34:24.348
5 -	57.102	42.333	1:39.435 (2)	78.92	0.699	11:36:03.783
6 -	57.559	42.289	1:39.848 (3)	78.60	1.112	11:37:43.631

P14 30 EVO		Owen MELLOR		Moto 2 - BDS Motorcycles		
IDEAL LAP TIME : 1:38.767		BEST LAP TIME : 1:38.767		DIFFERENCE : 0.000		
LAP	SECTOR 1	SECTOR 2	LAP TIME	MPH	DIFF	TIME OF DAY
1 -	58.742	41.648	1:40.390 (3)	78.17	1.623	11:30:24.457
2 -	1:08.378	41.669	1:50.047	71.31	11.280	11:32:14.504
3 -	58.584	41.456	1:40.040 (2)	78.44	1.273	11:33:54.544
4 -	57.851	40.916	1:38.767 (1)	79.46		11:35:33.311

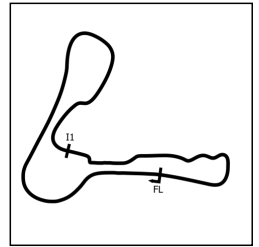
P15 87		Keith POVAH		Yamaha R6 - @crap.sack give us a follow!		
IDEAL LAP TIME : 1:38.884		BEST LAP TIME : 1:39.739		DIFFERENCE : 0.855		
LAP	SECTOR 1	SECTOR 2	LAP TIME	MPH	DIFF	TIME OF DAY
1 -	1:01.205	43.521	1:44.726	74.93	4.987	11:29:31.913
2 -	58.648	42.434	1:41.082	77.64	1.343	11:31:12.995
3 -	58.023	42.225	1:40.248	78.28	0.509	11:32:53.243
4 -	58.041	41.804	1:39.845 (2)	78.60	0.106	11:34:33.088
5 -	57.080	42.659	1:39.739 (1)	78.68		11:36:12.827
6 -	57.517	42.475	1:39.992 (3)	78.48	0.253	11:37:52.819

P16 95		Grant ROBERTSON		Yamaha R6 - Westcountry Windings		
IDEAL LAP TIME : 1:39.813		BEST LAP TIME : 1:39.847		DIFFERENCE : 0.034		
LAP	SECTOR 1	SECTOR 2	LAP TIME	MPH	DIFF	TIME OF DAY
1 -	1:00.626	44.994	1:45.620	74.30	5.773	11:29:28.359
2 -	58.378	42.530	1:40.908	77.77	1.061	11:31:09.267
3 -	57.556	42.291	1:39.847 (1)	78.60		11:32:49.114
4 -	57.680	42.309	1:39.989 (3)	78.48	0.142	11:34:29.103
5 -	57.522	42.398	1:39.920 (2)	78.54	0.073	11:36:09.023
6 -	58.153	43.316	1:41.469	77.34	1.622	11:37:50.492

P17 18 EVO		Daniel GOOD		Triumph STREET TRIPLE - Quality Fast Facades		
IDEAL LAP TIME : 1:39.552		BEST LAP TIME : 1:40.421		DIFFERENCE : 0.869		
LAP	SECTOR 1	SECTOR 2	LAP TIME	MPH	DIFF	TIME OF DAY
1 -	1:01.715	43.047	1:44.762	74.91	4.341	11:29:34.112
2 -	58.000	42.879	1:40.879 (3)	77.79	0.458	11:31:14.991
3 -	59.113	41.886	1:40.999	77.70	0.578	11:32:55.990
4 -	58.205	42.216	1:40.421 (1)	78.15		11:34:36.411
5 -	57.666	43.513	1:41.179	77.56	0.758	11:36:17.590
6 -	57.703	43.066	1:40.769 (2)	77.88	0.348	11:37:58.359

P18 22 C		Toby TRUNDLE		Yamaha R6 - Harris Motorcycles / A. Harland Race Services		
IDEAL LAP TIME : 1:40.426		BEST LAP TIME : 1:40.525		DIFFERENCE : 0.099		
LAP	SECTOR 1	SECTOR 2	LAP TIME	MPH	DIFF	TIME OF DAY
1 -	1:02.564	43.156	1:45.720	74.23	5.195	11:29:32.365
2 -	59.146	43.104	1:42.250 (3)	76.75	1.725	11:31:14.615
3 -	58.508	42.378	1:40.886 (2)	77.79	0.361	11:32:55.501
4 -	58.471	42.054	1:40.525 (1)	78.07		11:34:36.026
5 -	1:00.841	45.327	1:46.168	73.92	5.643	11:36:22.194
6 -	58.372	47.660	1:46.032	74.01	5.507	11:38:08.226

BMCRC - MRO Championships 2023 - Rnd 5 @ Cadwell Park
DART Motorsport MRO 600 inc Clubman 600 & GP2/EVO Class
QUALIFYING - SECTOR ANALYSIS



SECTOR 1 = FL to I1, SECTOR 2 = I1 to FL, DIFF = Difference To Personal Best Lap, P = Crossed Finish Line in Pit Lane, D = Time Disallowed

P19 44 C		Sam GREEN		Yamaha R6 -		
IDEAL LAP TIME : 1:39.998		BEST LAP TIME : 1:40.621		DIFFERENCE : 0.623		
LAP	SECTOR 1	SECTOR 2	LAP TIME	MPH	DIFF	TIME OF DAY
1 -	1:02.009	43.220	1:45.229	74.58	4.608	11:29:34.908
2 -	58.478	42.772	1:41.250	77.51	0.629	11:31:16.158
3 -	58.509	42.153	1:40.662 (2)	77.96	0.041	11:32:56.820
4 -	57.845	42.893	1:40.738 (3)	77.90	0.117	11:34:37.558
5 -	57.978	42.643	1:40.621 (1)	77.99		11:36:18.179
6 -	59.026	46.317	1:45.343	74.50	4.722	11:38:03.522

P20 29 C		Michael SHEPPHARD		Kawasaki ZX6R - RTR Performance, KRS Solutions		
IDEAL LAP TIME : 1:40.041		BEST LAP TIME : 1:40.742		DIFFERENCE : 0.701		
LAP	SECTOR 1	SECTOR 2	LAP TIME	MPH	DIFF	TIME OF DAY
1 -	1:01.874	42.614	1:44.488	75.10	3.746	11:29:23.679
2 -	58.526	42.216	1:40.742 (1)	77.90		11:31:04.421
3 -	57.825	IN PIT	1:49.785 P	71.48	9.043	11:32:54.206
4 -	OUTLAP	44.359	1:54.152	68.75	13.410	11:34:48.358
5 -	58.816	42.301	1:41.117 (2)	77.61	0.375	11:36:29.475
6 -	58.599	43.094	1:41.693 (3)	77.17	0.951	11:38:11.168

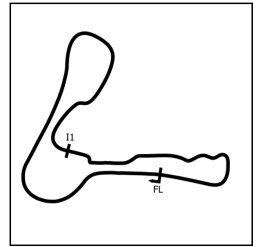
P21 440 C		Elijah EVERTON		Kawasaki 600 -		
IDEAL LAP TIME : 1:40.271		BEST LAP TIME : 1:40.783		DIFFERENCE : 0.512		
LAP	SECTOR 1	SECTOR 2	LAP TIME	MPH	DIFF	TIME OF DAY
1 -	58.763	42.914	1:41.677 (3)	77.18	0.894	11:31:53.274
2 -	58.220	43.584	1:41.804	77.08	1.021	11:33:35.078
3 -	58.665	42.683	1:41.348 (2)	77.43	0.565	11:35:16.426
4 -	58.732	42.051	1:40.783 (1)	77.87		11:36:57.209
5 -	59.264	44.415	1:43.679	75.69	2.896	11:38:40.888

P22 168 C		Aaron DALRYMPLE		Yamaha R6 -		
IDEAL LAP TIME : 1:40.292		BEST LAP TIME : 1:40.816		DIFFERENCE : 0.524		
LAP	SECTOR 1	SECTOR 2	LAP TIME	MPH	DIFF	TIME OF DAY
1 -	1:00.519	44.224	1:44.743	74.92	3.927	11:29:29.378
2 -	59.809	43.179	1:42.988	76.20	2.172	11:31:12.366
3 -	59.108	42.985	1:42.093	76.87	1.277	11:32:54.459
4 -	58.662	42.739	1:41.401 (2)	77.39	0.585	11:34:35.860
5 -	57.924	43.671	1:41.595 (3)	77.24	0.779	11:36:17.455
6 -	57.553	43.263	1:40.816 (1)	77.84		11:37:58.271

P23 72		Nick BARNES		Yamaha R6 - Park Electric		
IDEAL LAP TIME : 1:40.750		BEST LAP TIME : 1:41.182		DIFFERENCE : 0.432		
LAP	SECTOR 1	SECTOR 2	LAP TIME	MPH	DIFF	TIME OF DAY
1 -	1:03.586	44.071	1:47.657	72.89	6.475	11:30:00.903
2 -	59.839	43.606	1:43.445	75.86	2.263	11:31:44.348
3 -	59.055	42.127	1:41.182 (1)	77.56		11:33:25.530
4 -	1:00.665	44.544	1:45.209	74.59	4.027	11:35:10.739
5 -	58.623	43.508	1:42.131 (2)	76.84	0.949	11:36:52.870
6 -	59.432	43.638	1:43.070 (3)	76.14	1.888	11:38:35.940

P24 212		Matt PALLETT		Kawasaki ZX6R - BDA Chartered Architects		
IDEAL LAP TIME : 1:41.773		BEST LAP TIME : 1:41.928		DIFFERENCE : 0.155		
LAP	SECTOR 1	SECTOR 2	LAP TIME	MPH	DIFF	TIME OF DAY
1 -	1:01.549	43.979	1:45.528	74.36	3.600	11:29:28.832
2 -	1:00.005	42.601	1:42.606	76.48	0.678	11:31:11.438
3 -	59.270	42.860	1:42.130 (2)	76.84	0.202	11:32:53.568
4 -	59.247	42.681	1:41.928 (1)	76.99		11:34:35.496
5 -	59.172	43.413	1:42.585 (3)	76.50	0.657	11:36:18.081
6 -	1:09.860	43.098	1:52.958	69.47	11.030	11:38:11.039

BMCRC - MRO Championships 2023 - Rnd 5 @ Cadwell Park
DART Motorsport MRO 600 inc Clubman 600 & GP2/EVO Class
QUALIFYING - SECTOR ANALYSIS



SECTOR 1 = FL to I1, SECTOR 2 = I1 to FL, DIFF = Difference To Personal Best Lap, P = Crossed Finish Line in Pit Lane, D = Time Disallowed

P25 33 C Adam PERKS		Triumph DAYTONA 675 - J&K Ross				
IDEAL LAP TIME : 1:42.155		BEST LAP TIME : 1:42.155		DIFFERENCE : 0.000		
LAP	SECTOR 1	SECTOR 2	LAP TIME	MPH	DIFF	TIME OF DAY
1 -	1:04.345	45.218	1:49.563	71.63	7.408	11:29:59.931
2 -	1:00.499	43.841	1:44.340	75.21	2.185	11:31:44.271
3 -	1:00.166	43.067	1:43.233 (2)	76.02	1.078	11:33:27.504
4 -	1:00.437	43.735	1:44.172 (3)	75.33	2.017	11:35:11.676
5 -	59.338	42.817	1:42.155 (1)	76.82		11:36:53.831
6 -	1:01.707	43.933	1:45.640	74.29	3.485	11:38:39.471

P26 60 C Aiden GOODINGS		Honda CBR600F4 - Micky G Racing				
IDEAL LAP TIME : 1:42.204		BEST LAP TIME : 1:42.706		DIFFERENCE : 0.502		
LAP	SECTOR 1	SECTOR 2	LAP TIME	MPH	DIFF	TIME OF DAY
1 -	1:04.113	46.374	1:50.487	71.03	7.781	11:29:38.492
2 -	1:02.976	46.629	1:49.605 (3)	71.60	6.899	11:31:28.097
3 -	1:03.982	43.126	1:47.108 (2)	73.27	4.402	11:33:15.205
4 -	59.078	43.628	1:42.706 (1)	76.41		11:34:57.911
5 -	1:04.359	46.250	1:50.609	70.95	7.903	11:36:48.520
6 -	1:04.093	46.649	1:50.742	70.86	8.036	11:38:39.262

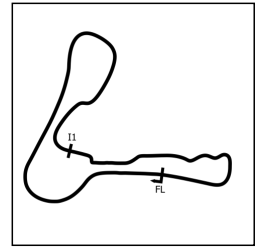
P27 129 C David JAMES		Yamaha R6 -				
IDEAL LAP TIME : 1:43.627		BEST LAP TIME : 1:44.083		DIFFERENCE : 0.456		
LAP	SECTOR 1	SECTOR 2	LAP TIME	MPH	DIFF	TIME OF DAY
1 -	1:03.774	44.121	1:47.895	72.73	3.812	11:30:06.736
2 -	1:00.963	43.395	1:44.358 (2)	75.20	0.275	11:31:51.094
3 -	1:00.232	43.851	1:44.083 (1)	75.40		11:33:35.177
4 -	1:01.071	47.426	1:48.497	72.33	4.414	11:35:23.674
5 -	1:01.496	44.217	1:45.713	74.23	1.630	11:37:09.387
6 -	1:01.048	43.982	1:45.030 (3)	74.72	0.947	11:38:54.417

P28 5 Stuart REECE		Kawasaki ZX-6R - Sheffield Precision				
IDEAL LAP TIME : 1:44.441		BEST LAP TIME : 1:44.441		DIFFERENCE : 0.000		
LAP	SECTOR 1	SECTOR 2	LAP TIME	MPH	DIFF	TIME OF DAY
1 -	1:07.393	46.898	1:54.291	68.66	9.850	11:31:41.645
2 -	1:03.144	44.210	1:47.354 (3)	73.10	2.913	11:33:28.999
3 -	1:01.291	43.733	1:45.024 (2)	74.72	0.583	11:35:14.023
4 -	1:02.282	45.359	1:47.641	72.90	3.200	11:37:01.664
5 -	1:00.836	43.605	1:44.441 (1)	75.14		11:38:46.105

P29 35 Kai DICKINSON		Kawasaki ZX636 -				
IDEAL LAP TIME : 1:44.533		BEST LAP TIME : 1:44.533		DIFFERENCE : 0.000		
LAP	SECTOR 1	SECTOR 2	LAP TIME	MPH	DIFF	TIME OF DAY
1 -	1:04.509	45.348	1:49.857	71.43	5.324	11:30:09.910
2 -	1:02.369	44.661	1:47.030 (3)	73.32	2.497	11:31:56.940
3 -	1:01.730	44.136	1:45.866 (2)	74.13	1.333	11:33:42.806
4 -	1:01.039	43.494	1:44.533 (1)	75.07		11:35:27.339
5 -	1:28.029	44.867	2:12.896	59.05	28.363	11:37:40.235

P30 167 Neil MORRIS		Honda CBR 600 -				
IDEAL LAP TIME : 1:45.185		BEST LAP TIME : 1:45.273		DIFFERENCE : 0.088		
LAP	SECTOR 1	SECTOR 2	LAP TIME	MPH	DIFF	TIME OF DAY
1 -	1:02.152	44.800	1:46.952	73.37	1.679	11:29:48.439
2 -	1:03.160	43.959	1:47.119	73.26	1.846	11:31:35.558
3 -	1:01.354	43.995	1:45.349 (2)	74.49	0.076	11:33:20.907
4 -	1:02.326	44.164	1:46.490	73.69	1.217	11:35:07.397
5 -	1:01.226	44.047	1:45.273 (1)	74.54		11:36:52.670
6 -	1:01.507	44.637	1:46.144 (3)	73.93	0.871	11:38:38.814

BMCRC - MRO Championships 2023 - Rnd 5 @ Cadwell Park
DART Motorsport MRO 600 inc Clubman 600 & GP2/EVO Class
QUALIFYING - SECTOR ANALYSIS



SECTOR 1 = FL to I1, SECTOR 2 = I1 to FL, DIFF = Difference To Personal Best Lap, P = Crossed Finish Line in Pit Lane, D = Time Disallowed

P31 69 C		Simon WHALL		Yamaha R6 -		
IDEAL LAP TIME : 1:45.740		BEST LAP TIME : 1:45.740		DIFFERENCE : 0.000		
LAP	SECTOR 1	SECTOR 2	LAP TIME	MPH	DIFF	TIME OF DAY
1 -	1:02.157	45.143	1:47.300	73.14	1.560	11:29:28.283
2 -	1:01.581	44.805	1:46.386 (2)	73.76	0.646	11:31:14.669
3 -	1:02.858	44.274	1:47.132	73.25	1.392	11:33:01.801
4 -	1:02.114	44.631	1:46.745 (3)	73.52	1.005	11:34:48.546
5 -	1:01.468	44.272	1:45.740 (1)	74.22		11:36:34.286

P32 27 C		Timothy PETTS		Triumph DAYTONA 675 - Norfolk Triumph Racing Team		
IDEAL LAP TIME : 1:49.654		BEST LAP TIME : 1:49.654		DIFFERENCE : 0.000		
LAP	SECTOR 1	SECTOR 2	LAP TIME	MPH	DIFF	TIME OF DAY
1 -	1:05.134	46.350	1:51.484	70.39	1.830	11:29:37.898
2 -	1:03.363	46.291	1:49.654 (1)	71.57		11:31:27.552
3 -	1:06.462	46.640	1:53.102	69.38	3.448	11:33:20.654
4 -	1:04.476	46.591	1:51.067 (2)	70.66	1.413	11:35:11.721
5 -	1:04.227	46.860	1:51.087 (3)	70.64	1.433	11:37:02.808

P33 888 C		Brandon WRIGHT		Yamaha R6 - 888 Vapour		
IDEAL LAP TIME : 1:55.619		BEST LAP TIME : 1:55.619		DIFFERENCE : 0.000		
LAP	SECTOR 1	SECTOR 2	LAP TIME	MPH	DIFF	TIME OF DAY
1 -	1:07.815	47.804	1:55.619 (1)	67.87		11:38:43.931

BMCRC - MRO Championships 2023 - Rnd 5 @ Cadwell Park

DART Motorsport MRO 600 inc Clubman 600 & GP2/EVO Class

QUALIFYING - BEST SECTORS

SECTOR 1			SECTOR 2			IDEAL / BEST COMPARISON						
POS	NO	NAME	TIME	NO	NAME	TIME	POS	NO	NAME	IDEAL	BEST	DIFF
									PERFECT LAP	1:32.550		
1	47	SEABRIGHT	53.808	47	SEABRIGHT	38.742	1	47	SEABRIGHT	1:32.550	1:32.731	0.181
2	7	ROSE	54.179	7	ROSE	39.460	2	7	ROSE	1:33.639	1:33.703	0.064
3	8	HALL	54.352	8	HALL	39.460	3	8	HALL	1:33.812	1:33.812	0.000
4	40	ROSS	55.542	80	CREASEY	40.185	4	40	ROSS	1:35.770	1:36.148	0.378
5	80	CREASEY	55.665	52	DIXON	40.209	5	80	CREASEY	1:35.850	1:36.010	0.160
6	36	FOWLE	55.918	40	ROSS	40.228	6	52	DIXON	1:36.268	1:36.268	0.000
7	52	DIXON	56.059	31	MELLOR	40.578	7	36	FOWLE	1:36.505	1:36.505	0.000
8	37	LATHAM	56.296	36	FOWLE	40.587	8	31	MELLOR	1:37.084	1:37.326	0.242
9	31	MELLOR	56.506	51	CLARKE	40.769	9	37	LATHAM	1:37.750	1:38.014	0.264
10	661	HARRIS	56.621	30	MELLOR	40.916	10	661	HARRIS	1:37.924	1:38.065	0.141
11	14	MUIR	56.838	91	HIRST	41.023	11	51	CLARKE	1:37.962	1:37.998	0.036
12	91	HIRST	56.940	661	HARRIS	41.303	12	91	HIRST	1:37.963	1:37.963	0.000
13	87	POVAH	57.080	37	LATHAM	41.454	13	14	MUIR	1:38.736	1:38.736	0.000
14	51	CLARKE	57.193	87	POVAH	41.804	14	30	MELLOR	1:38.767	1:38.767	0.000
15	95	ROBERTSON	57.522	18	GOOD	41.886	15	87	POVAH	1:38.884	1:39.739	0.855
16	168	DALRYMPLE	57.553	14	MUIR	41.898	16	18	GOOD	1:39.552	1:40.421	0.869
17	18	GOOD	57.666	440	EVERTON	42.051	17	95	ROBERTSON	1:39.813	1:39.847	0.034
18	29	SHEPPHARD	57.825	22	TRUNDLE	42.054	18	44	GREEN	1:39.998	1:40.621	0.623
19	44	GREEN	57.845	72	BARNES	42.127	19	29	SHEPPHARD	1:40.041	1:40.742	0.701
20	30	MELLOR	57.851	44	GREEN	42.153	20	440	EVERTON	1:40.271	1:40.783	0.512
21	440	EVERTON	58.220	29	SHEPPHARD	42.216	21	168	DALRYMPLE	1:40.292	1:40.816	0.524
22	22	TRUNDLE	58.372	95	ROBERTSON	42.291	22	22	TRUNDLE	1:40.426	1:40.525	0.099
23	72	BARNES	58.623	212	PALLET	42.601	23	72	BARNES	1:40.750	1:41.182	0.432
24	60	GOODINGS	59.078	168	DALRYMPLE	42.739	24	212	PALLET	1:41.773	1:41.928	0.155
25	212	PALLET	59.172	33	PERKS	42.817	25	33	PERKS	1:42.155	1:42.155	0.000
26	33	PERKS	59.338	60	GOODINGS	43.126	26	60	GOODINGS	1:42.204	1:42.706	0.502
27	129	JAMES	1:00.232	129	JAMES	43.395	27	129	JAMES	1:43.627	1:44.083	0.456
28	5	REECE	1:00.836	35	DICKINSON	43.494	28	5	REECE	1:44.441	1:44.441	0.000
29	35	DICKINSON	1:01.039	5	REECE	43.605	29	35	DICKINSON	1:44.533	1:44.533	0.000
30	167	MORRIS	1:01.226	167	MORRIS	43.959	30	167	MORRIS	1:45.185	1:45.273	0.088
31	69	WHALL	1:01.468	69	WHALL	44.272	31	69	WHALL	1:45.740	1:45.740	0.000
32	27	PETTS	1:03.363	27	PETTS	46.291	32	27	PETTS	1:49.654	1:49.654	0.000
33	888	WRIGHT	1:07.815	888	WRIGHT	47.804	33	888	WRIGHT	1:55.619	1:55.619	0.000

BMCRC - MRO Championships 2023 - Rnd 5 @ Cadwell Park

DART Motorsport MRO 600 inc Clubman 600 & GP2/EVO Class

QUALIFYING - STATISTICS

Competitors Started 33
Planned Start 2023-07-01 @ 11:15:00.000
Actual Start 2023-07-01 @ 11:27:06.583
Finish Time 2023-07-01 @ 11:37:14.800
Track Length 2.1800mi.
Total Laps 185
Total Distance Covered 403.3034mi.

Session Fastest Lap History

NO	CL	NAME	LAP TIME	TIME OF DAY	LAP	VEHICLE
8		Cameron HALL	1:41.126	11:29:21.937	1	Kawasaki ZX636
47		Fenton SEABRIGHT	1:38.449	11:29:24.643	1	Yamaha R6
7		Taylor ROSE	1:35.295	11:30:43.838	1	Yamaha R6
8		Cameron HALL	1:34.923	11:30:56.860	2	Kawasaki ZX636
47		Fenton SEABRIGHT	1:34.642	11:30:59.297	2	Yamaha R6
7		Taylor ROSE	1:33.714	11:32:17.552	2	Yamaha R6
47		Fenton SEABRIGHT	1:33.289	11:32:32.585	3	Yamaha R6
47		Fenton SEABRIGHT	1:32.731	11:34:05.316	4	Yamaha R6

Flag History

TYPE	TIME OF DAY
GREEN	11:27:06.583
FINISH	11:37:14.800

Flag Statistics

TYPE	COUNT	TOTAL LAPS	TOTAL TIME
Green	1	7	12:05.288
Red	0	0	0.000
Safety Car	0	0	0.000
FCY	0	0	0.000

BMCRC - MRO Championships 2023 - Rnd 5 @ Cadwell Park
DART Motorsport MRO 600 inc Clubman 600 & GP2/EVO Class
QUALIFYING - STATISTICS

CLASS :

16 Starters

Fastest Lap History

NO	NAME	LAP TIME	TIME OF DAY	LAP	VEHICLE
8	Cameron HALL	1:41.126	11:29:21.937	1	Kawasaki ZX636
47	Fenton SEABRIGHT	1:38.449	11:29:24.643	1	Yamaha R6
7	Taylor ROSE	1:35.295	11:30:43.838	1	Yamaha R6
8	Cameron HALL	1:34.923	11:30:56.860	2	Kawasaki ZX636
47	Fenton SEABRIGHT	1:34.642	11:30:59.297	2	Yamaha R6
7	Taylor ROSE	1:33.714	11:32:17.552	2	Yamaha R6
47	Fenton SEABRIGHT	1:33.289	11:32:32.585	3	Yamaha R6
47	Fenton SEABRIGHT	1:32.731	11:34:05.316	4	Yamaha R6

BMCRC - MRO Championships 2023 - Rnd 5 @ Cadwell Park
DART Motorsport MRO 600 inc Clubman 600 & GP2/EVO Class
QUALIFYING - STATISTICS

CLASS : C

14 Starters

Fastest Lap History

NO	NAME	LAP TIME	TIME OF DAY	LAP	VEHICLE
91	Sam HIRST	1:43.548	11:29:22.899	1	Kawasaki ZX636
40	Henry ROSS	1:42.091	11:29:28.906	1	Yamaha R6
91	Sam HIRST	1:38.812	11:31:01.711	2	Kawasaki ZX636
40	Henry ROSS	1:37.898	11:31:06.829	2	Yamaha R6
40	Henry ROSS	1:37.303	11:32:44.132	3	Yamaha R6
40	Henry ROSS	1:36.148	11:34:20.280	4	Yamaha R6

BMCRC - MRO Championships 2023 - Rnd 5 @ Cadwell Park
DART Motorsport MRO 600 inc Clubman 600 & GP2/EVO Class
QUALIFYING - STATISTICS

CLASS : EVO

3 Starters

Fastest Lap History

NO	NAME	LAP TIME	TIME OF DAY	LAP	VEHICLE
661	Cameron HARRIS	1:43.790	11:29:27.256	1	Triumph 675R
30	Owen MELLOR	1:40.390	11:30:24.481	1	Moto 2
661	Cameron HARRIS	1:39.261	11:31:06.517	2	Triumph 675R
661	Cameron HARRIS	1:38.169	11:32:44.676	3	Triumph 675R
661	Cameron HARRIS	1:38.065	11:36:00.947	5	Triumph 675R

BMCRC - MRO Championships 2023 - Rnd 5 @ Cadwell Park



DART Motorsport MRO 600 inc Clubman 600 & GP2/EVO Class

RACE 11 - GRID (6 Laps)

ROW 11	31	69	Simon WHALL	1:45.740	32	27	Timothy PETTS	1:49.654	33	888	Brandon WRIGHT	1:55.619	
ROW 10		28	5	Stuart REECE	1:44.441	29	35	Kai DICKINSON	1:44.533	30	167	Neil MORRIS	1:45.273
ROW 9	25	33	Adam PERKS	1:42.155	26	60	Aiden GOODINGS	1:42.706	27	129	David JAMES	1:44.083	
ROW 8		22	168	Aaron DALRYMPLE	1:40.816	23	72	Nick BARNES	1:41.182	24	212	Matt PALLETT	1:41.928
ROW 7	19	44	Sam GREEN	1:40.621	20	29	Michael SHEPPHARD	1:40.742	21	440	Elijah EVERTON	1:40.783	
ROW 6		16	95	Grant ROBERTSON	1:39.847	17	18	Daniel GOOD	1:40.421	18	22	Toby TRUNDLE	1:40.525
ROW 5	13	14	Jack MUIR	1:38.736	14	30	Owen MELLOR	1:38.767	15	87	Keith POVAH	1:39.739	
ROW 4		10	51	Ross CLARKE	1:37.998	11	37	Alex LATHAM	1:38.014	12	661	Cameron HARRIS	1:38.065
ROW 3	7	36	Harry FOWLE	1:36.505	8	31	Dylan MELLOR	1:37.326	9	91	Sam HIRST	1:37.963	
ROW 2		4	80	Morgan CREASEY	1:36.010	5	40	Henry ROSS	1:36.148	6	52	Kam DIXON	1:36.268
ROW 1	1	47	Fenton SEABRIGHT	1:32.731	2	7	Taylor ROSE	1:33.703	3	8	Cameron HALL	1:33.812	
			Pole										

Cadwell Park: 2.1800 miles

These results are provisional until the conclusion of any judicial and technical matters.

Clerk Of Course :	Stewards :	Timekeeper : <i>Craig Smith</i>
-------------------	------------	------------------------------------

Results can be found at www.tsl-timing.com

Printed - 11:43 Saturday, 01 July 2023



BMCRC - MRO Championships 2023 - Rnd 5 @ Cadwell Park



DART Motorsport MRO 600 inc Clubman 600 & GP2/EVO Class

RACE 11 - CLASSIFICATION

POS	NO	CL	PIC NAME	ENTRY	LAPS	TIME	GAP	DIFF	MPH	BEST	ON
1	8		1 Cameron HALL	Kawasaki ZX636 - Nationwide Electrical/Triple M Vet	6	9:21.892			83.80	1:32.600	5
2	7		2 Taylor ROSE	Yamaha R6 - Verkada	6	9:29.099	7.207	7.207	82.74	1:33.192	2
3	52		3 Kam DIXON	Kawasaki ZX636 - Delicious Race Wear	6	9:35.645	13.753	6.546	81.80	1:33.987	6
4	40	C	1 Henry ROSS	Yamaha R6 -	6	9:38.151	16.259	2.506	81.44	1:35.021	6
5	36		4 Harry FOWLE	Yamaha R6 - HF Refinishing Racing	6	9:41.705	19.813	3.554	80.94	1:35.333	3
6	80		5 Morgan CREASEY	Yamaha R6 - Warics Ltd	6	9:42.876	20.984	1.171	80.78	1:34.778	3
7	51		6 Ross CLARKE	Kawasaki ZX600RR - RC Farriery Racing	6	9:43.872	21.980	0.996	80.64	1:35.468	4
8	37		7 Alex LATHAM	Kawasaki ZX6R - BR-8 / McCrash Racing	6	9:54.717	32.825	10.845	79.17	1:37.263	2
9	18	EVO	1 Daniel GOOD	Triumph STREET TRIPLE - Quality Fast Facades	6	9:55.931	34.039	1.214	79.01	1:36.854	5
10	91	C	2 Sam HIRST	Kawasaki ZX636 - Team Valley Racing	6	9:58.039	36.147	2.108	78.73	1:38.183	3
11	87		8 Keith POVAH	Yamaha R6 - @crap.sack give us a follow!	6	9:58.640	36.748	0.601	78.65	1:37.544	6
12	14	C	3 Jack MUIR	Kawasaki ZX636 -	6	10:00.438	38.546	1.798	78.42	1:37.842	3
13	440	C	4 Elijah EVERTON	Kawasaki 600 -	6	10:02.875	40.983	2.437	78.10	1:38.178	4
14	44	C	5 Sam GREEN	Yamaha R6 -	6	10:04.680	42.788	1.805	77.87	1:38.817	4
15	95		9 Grant ROBERTSON	Yamaha R6 - Westcountry Windings	6	10:05.444	43.552	0.764	77.77	1:38.794	3
16	30	EVO	2 Owen MELLOR	Moto 2 - BDS Motorcycles	6	10:07.770	45.878	2.326	77.47	1:37.973	6
17	72		10 Nick BARNES	Yamaha R6 - Park Electric	6	10:12.008	50.116	4.238	76.94	1:39.322	4
18	29	C	6 Michael SHEPPHARD	Kawasaki ZX6R - RTR Performance, KRS Solutions	6	10:13.455	51.563	1.447	76.75	1:38.876	6
19	212		11 Matt PALLETT	Kawasaki ZX6R - BDA Chartered Architects	6	10:16.627	54.735	3.172	76.36	1:40.082	4
20	888	C	7 Brandon WRIGHT	Yamaha R6 - 888 Vapour	6	10:16.708	54.816	0.081	76.35	1:39.496	6
21	22	C	8 Toby TRUNDLE	Yamaha R6 - Harris Motorcycles / A. Harland Race C	6	10:18.226	56.334	1.518	76.16	1:41.422	2
22	5		12 Stuart REECE	Kawasaki ZX-6R - Sheffield Precision	6	10:18.545	56.653	0.319	76.12	1:40.571	6
23	35		13 Kai DICKINSON	Kawasaki ZX636 -	6	10:19.146	57.254	0.601	76.05	1:40.629	6
24	33	C	9 Adam PERKS	Triumph DAYTONA 675 - J&K Ross	6	10:20.714	58.822	1.568	75.86	1:41.734	2
25	167		14 Neil MORRIS	Honda CBR 600 -	6	10:27.132	1:05.240	6.418	75.08	1:42.357	3
26	129	C	10 David JAMES	Yamaha R6 -	6	10:45.451	1:23.559	18.319	72.95	1:44.450	2
27	27	C	11 Timothy PETTS	Triumph DAYTONA 675 - Norfolk Triumph Racing Te	6	10:54.881	1:32.989	9.430	71.90	1:46.488	2

NOT CLASSIFIED

DNF	47		Fenton SEABRIGHT	Yamaha R6 - Fhs racing	1	1:37.583	5 Laps	5 Laps	80.42		
DNF	168	C	Aaron DALRYMPLE	Yamaha R6 -	0						

FASTEST LAP

	8		Cameron HALL	Kawasaki ZX636 - Nationwide Electrical/Triple M Vet	5	1:32.600		84.75 mph		136.39 kph
	40	C	Henry ROSS	Yamaha R6 -	6	1:35.021		82.59 mph		132.92 kph
	18	EVO	Daniel GOOD	Triumph STREET TRIPLE - Quality Fast Facades	5	1:36.854		81.02 mph		130.40 kph

Class - 92.5% of Race Speed = 77.51 mph
 Class C - 92.5% of Race Speed = 75.33 mph
 Class EVO - 92.5% of Race Speed = 73.08 mph

Weather / Track : Cloudy / Dry

These results are provisional until the conclusion of any judicial and technical matters.

Race Distance: 6 Laps / 13.08 miles
 Cadwell Park: 2.1800 miles
 Date: 01/07/2023 Start: 15:13 Finish: 15:22

Clerk Of Course :	Stewards :	Timekeeper : <i>Craig Smith</i>
-------------------	------------	------------------------------------

Results can be found at www.tsl-timing.com

Printed - 15:25 Saturday, 01 July 2023



BMCRC - MRO Championships 2023 - Rnd 5 @ Cadwell Park

DART Motorsport MRO 600 inc Clubman 600 & GP2/EVO Class

RACE 11 - LAP CHART

LAP 1 @ 15:15:12.135

NO	BEHIND	LAP TIME
47		1:37.583
8	0.238	1:37.821
7	0.779	1:38.362
40	2.885	1:40.468
80	3.726	1:41.309
52	3.922	1:41.505
36	4.179	1:41.762
37	5.311	1:42.894
51	6.270	1:43.853
87	8.305	1:45.888
91	8.613	1:46.196
14	8.770	1:46.353
44	9.413	1:46.996
95	10.001	1:47.584
18	10.058	1:47.641
440	10.116	1:47.699
22	11.598	1:49.181
212	12.255	1:49.838
29	12.466	1:50.049
33	12.905	1:50.488
72	13.144	1:50.727
5	13.612	1:51.195
30	14.118	1:51.701
35	14.262	1:51.845
888	14.671	1:52.254
167	15.191	1:52.774
129	17.573	1:55.156
27	18.359	1:55.942

LAP 2 @ 15:16:45.153

NO	BEHIND	LAP TIME
8		1:32.780
7	0.953	1:33.192
40	5.086	1:35.219
52	6.648	1:35.744
36	7.838	1:36.677
80	8.680	1:37.972
37	9.556	1:37.263
51	9.890	1:36.638
91	13.916	1:38.321
87	14.511	1:39.224
14	14.957	1:39.205
18	15.049	1:38.009
44	16.319	1:39.924
440	16.375	1:39.277
95	17.341	1:40.358
22	20.002	1:41.422
212	20.696	1:41.459
29	20.996	1:41.548
72	21.273	1:41.147
33	21.621	1:41.734
30	21.645	1:40.545
5	22.605	1:42.011
35	23.425	1:42.181
888	23.490	1:41.837
167	25.012	1:42.839
129	29.005	1:44.450
27	31.829	1:46.488

LAP 3 @ 15:18:17.987

NO	BEHIND	LAP TIME
8		1:32.834

7	1.522	1:33.403
40	8.120	1:35.868
52	8.548	1:34.734
36	10.337	1:35.333
80	10.624	1:34.778
51	13.121	1:36.065
37	14.879	1:38.157
91	19.265	1:38.183
14	19.965	1:37.842
18	20.110	1:37.895
87	20.957	1:39.280
440	22.077	1:38.536
44	22.703	1:39.218
95	23.301	1:38.794
212	28.160	1:40.298
22	29.185	1:42.017
29	29.486	1:41.324
30	29.558	1:40.747
72	30.142	1:41.703
33	30.784	1:41.997
5	31.313	1:41.542
888	31.655	1:40.999
35	32.386	1:41.795
167	34.535	1:42.357
129	41.821	1:45.650
27	45.667	1:46.672

LAP 4 @ 15:19:50.704

NO	BEHIND	LAP TIME
8		1:32.717
7	2.673	1:33.868
40	11.164	1:35.761
52	11.418	1:35.587
36	13.146	1:35.526
80	13.400	1:35.493
51	15.872	1:35.468
37	20.640	1:38.478
91	24.946	1:38.398
14	25.461	1:38.213
18	25.549	1:38.156
87	26.284	1:38.044
440	27.538	1:38.178
44	28.803	1:38.817
95	29.695	1:39.111
30	35.456	1:38.615
212	35.525	1:40.082
72	36.747	1:39.322
22	38.709	1:42.241
29	38.917	1:42.148
5	39.279	1:40.683
888	39.658	1:40.720
33	40.581	1:42.514
35	40.923	1:41.254
167	44.594	1:42.776
129	55.139	1:46.035
27	1:00.912	1:47.962

LAP 5 @ 15:21:23.304

NO	BEHIND	LAP TIME
8		1:32.600
7	4.693	1:34.620
52	12.906	1:34.088
40	14.378	1:35.814
80	17.213	1:36.413
36	17.436	1:36.890

51	19.174	1:35.902
37	26.646	1:38.606
18	29.803	1:36.854
91	30.848	1:38.502
14	32.021	1:39.160
87	32.344	1:38.660
440	33.876	1:38.938
44	35.631	1:39.428
95	36.421	1:39.326
30	41.045	1:38.189
72	43.583	1:39.436
212	44.400	1:41.475
29	45.827	1:39.510
22	47.710	1:41.601
888	48.460	1:41.402
5	49.222	1:42.543
35	49.765	1:41.442
33	50.043	1:42.062
167	55.561	1:43.567
129	1:09.364	1:46.825
27	1:17.210	1:48.898

LAP 6 @ 15:22:56.444

NO	BEHIND	LAP TIME
8		1:33.140
7	7.207	1:35.654
52	13.753	1:33.987
40	16.259	1:35.021
36	19.813	1:35.517
80	20.984	1:36.911
51	21.980	1:35.946
37	32.825	1:39.319
18	34.039	1:37.376
91	36.147	1:38.439
87	36.748	1:37.544
14	38.546	1:39.665
440	40.983	1:40.247
44	42.788	1:40.297
95	43.552	1:40.271
30	45.878	1:37.973
72	50.116	1:39.673
29	51.563	1:38.876
212	54.735	1:43.475
888	54.816	1:39.496
22	56.334	1:41.764
5	56.653	1:40.571
35	57.254	1:40.629
33	58.822	1:41.919
167	1:05.240	1:42.819
129	1:23.559	1:47.335
27	1:32.989	1:48.919

BMCRC - MRO Championships 2023 - Rnd 5 @ Cadwell Park
DART Motorsport MRO 600 inc Clubman 600 & GP2/EVO Class
RACE 11 - POSITION CHART

No	Name	Lap Pos	Lap					
			1	2	3	4	5	6
47	SEABRIGHT	1	47	8	8	8	8	8
7	ROSE	2	8	7	7	7	7	7
8	HALL	3	7	40	40	40	52	52
80	CREASEY	4	40	52	52	52	40	40
40	ROSS	5	80	36	36	36	80	36
52	DIXON	6	52	80	80	80	36	80
36	FOWLE	7	36	37	51	51	51	51
91	HIRST	8	37	51	37	37	37	37
51	CLARKE	9	51	91	91	91	18	18
37	LATHAM	10	87	87	14	14	91	91
14	MUIR	11	91	14	18	18	14	87
30	MELLOR	12	14	18	87	87	87	14
87	POVAH	13	44	44	440	440	440	440
95	ROBERTSON	14	95	440	44	44	44	44
18	GOOD	15	18	95	95	95	95	95
22	TRUNDLE	16	440	22	212	30	30	30
44	GREEN	17	22	212	22	212	72	72
29	SHEPPHARD	18	212	29	29	72	212	29
440	EVERTON	19	29	72	30	22	29	212
168	DALRYMPLE	20	33	33	72	29	22	888
72	BARNES	21	72	30	33	5	888	22
212	PALLET	22	5	5	5	888	5	5
33	PERKS	23	30	35	888	33	35	35
129	JAMES	24	35	888	35	35	33	33
5	REECE	25	888	167	167	167	167	167
35	DICKINSON	26	167	129	129	129	129	129
167	MORRIS	27	129	27	27	27	27	27
27	PETTS	28	27					
888	WRIGHT	29						

BMCRC - MRO Championships 2023 - Rnd 5 @ Cadwell Park

DART Motorsport MRO 600 inc Clubman 600 & GP2/EVO Class

RACE 11 - SECTOR ANALYSIS



SECTOR 1 = FL to I1, SECTOR 2 = I1 to FL, DIFF = Difference To Personal Best Lap, P = Crossed Finish Line in Pit Lane, D = Time Disallowed

P1		8		Cameron HALL		Kawasaki ZX636 - Nationwide Electrical/Triple M Vehicle Sales	
IDEAL LAP TIME : 1:32.503		BEST LAP TIME : 1:32.600		DIFFERENCE : 0.097			
LAP	SECTOR 1	SECTOR 2	LAP TIME	MPH	DIFF	TIME OF DAY	
1 -		38.799	1:37.821	80.22	5.221	15:15:12.373	
2 -	53.915	38.865	1:32.780 (3)	84.58	0.180	15:16:45.153	
3 -	53.895	38.939	1:32.834	84.53	0.234	15:18:17.987	
4 -	53.739	38.978	1:32.717 (2)	84.64	0.117	15:19:50.704	
5 -	53.704	38.896	1:32.600 (1)	84.75		15:21:23.304	
6 -	54.040	39.100	1:33.140	84.26	0.540	15:22:56.444	

P2		7		Taylor ROSE		Yamaha R6 - Verkada	
IDEAL LAP TIME : 1:33.003		BEST LAP TIME : 1:33.192		DIFFERENCE : 0.189			
LAP	SECTOR 1	SECTOR 2	LAP TIME	MPH	DIFF	TIME OF DAY	
1 -		39.085	1:38.362	79.78	5.170	15:15:12.914	
2 -	54.026	39.166	1:33.192 (1)	84.21		15:16:46.106	
3 -	54.112	39.291	1:33.403 (2)	84.02	0.211	15:18:19.509	
4 -	53.918	39.950	1:33.868 (3)	83.60	0.676	15:19:53.377	
5 -	54.949	39.671	1:34.620	82.94	1.428	15:21:27.997	
6 -	55.190	40.464	1:35.654	82.04	2.462	15:23:03.651	

P3		52		Kam DIXON		Kawasaki ZX636 - Delicious Race Wear	
IDEAL LAP TIME : 1:33.987		BEST LAP TIME : 1:33.987		DIFFERENCE : 0.000			
LAP	SECTOR 1	SECTOR 2	LAP TIME	MPH	DIFF	TIME OF DAY	
1 -		40.473	1:41.505	77.31	7.518	15:15:16.057	
2 -	55.907	39.837	1:35.744	81.96	1.757	15:16:51.801	
3 -	55.362	39.372	1:34.734 (3)	82.84	0.747	15:18:26.535	
4 -	55.440	40.147	1:35.587	82.10	1.600	15:20:02.122	
5 -	54.745	39.343	1:34.088 (2)	83.41	0.101	15:21:36.210	
6 -	54.727	39.260	1:33.987 (1)	83.50		15:23:10.197	

P4		40 C		Henry ROSS		Yamaha R6 -	
IDEAL LAP TIME : 1:35.021		BEST LAP TIME : 1:35.021		DIFFERENCE : 0.000			
LAP	SECTOR 1	SECTOR 2	LAP TIME	MPH	DIFF	TIME OF DAY	
1 -		40.059	1:40.468	78.11	5.447	15:15:15.020	
2 -	55.274	39.945	1:35.219 (2)	82.42	0.198	15:16:50.239	
3 -	55.898	39.970	1:35.868	81.86	0.847	15:18:26.107	
4 -	55.790	39.971	1:35.761 (3)	81.95	0.740	15:20:01.868	
5 -	55.696	40.118	1:35.814	81.90	0.793	15:21:37.682	
6 -	55.217	39.804	1:35.021 (1)	82.59		15:23:12.703	

P5		36		Harry FOWLE		Yamaha R6 - HF Refinishing Racing	
IDEAL LAP TIME : 1:35.333		BEST LAP TIME : 1:35.333		DIFFERENCE : 0.000			
LAP	SECTOR 1	SECTOR 2	LAP TIME	MPH	DIFF	TIME OF DAY	
1 -		40.362	1:41.762	77.12	6.429	15:15:16.314	
2 -	55.593	41.084	1:36.677	81.17	1.344	15:16:52.991	
3 -	55.184	40.149	1:35.333 (1)	82.32		15:18:28.324	
4 -	55.206	40.320	1:35.526 (3)	82.15	0.193	15:20:03.850	
5 -	56.042	40.848	1:36.890	80.99	1.557	15:21:40.740	
6 -	55.352	40.165	1:35.517 (2)	82.16	0.184	15:23:16.257	

P6		80		Morgan CREASEY		Yamaha R6 - Warics Ltd	
IDEAL LAP TIME : 1:34.764		BEST LAP TIME : 1:34.778		DIFFERENCE : 0.014			
LAP	SECTOR 1	SECTOR 2	LAP TIME	MPH	DIFF	TIME OF DAY	
1 -		40.407	1:41.309	77.46	6.531	15:15:15.861	
2 -	55.894	42.078	1:37.972	80.10	3.194	15:16:53.833	
3 -	55.143	39.635	1:34.778 (1)	82.80		15:18:28.611	
4 -	55.129	40.364	1:35.493 (2)	82.18	0.715	15:20:04.104	
5 -	55.592	40.821	1:36.413 (3)	81.40	1.635	15:21:40.517	
6 -	55.748	41.163	1:36.911	80.98	2.133	15:23:17.428	

BMCRC - MRO Championships 2023 - Rnd 5 @ Cadwell Park

DART Motorsport MRO 600 inc Clubman 600 & GP2/EVO Class

RACE 11 - SECTOR ANALYSIS



SECTOR 1 = FL to I1, SECTOR 2 = I1 to FL, DIFF = Difference To Personal Best Lap, P = Crossed Finish Line in Pit Lane, D = Time Disallowed

P7 51		Ross CLARKE		Kawasaki ZX600RR - RC Farriery Racing			
IDEAL LAP TIME : 1:35.468		BEST LAP TIME : 1:35.468		DIFFERENCE : 0.000			
LAP	SECTOR 1	SECTOR 2	LAP TIME	MPH	DIFF	TIME OF DAY	
1 -		40.669	1:43.853	75.56	8.385	15:15:18.405	
2 -	56.513	40.125	1:36.638	81.21	1.170	15:16:55.043	
3 -	56.135	39.930	1:36.065	81.69	0.597	15:18:31.108	
4 -	55.797	39.671	1:35.468 (1)	82.20		15:20:06.576	
5 -	56.121	39.781	1:35.902 (2)	81.83	0.434	15:21:42.478	
6 -	55.907	40.039	1:35.946 (3)	81.79	0.478	15:23:18.424	

P8 37		Alex LATHAM		Kawasaki ZX6R - BR-8 / McCrash Racing			
IDEAL LAP TIME : 1:37.263		BEST LAP TIME : 1:37.263		DIFFERENCE : 0.000			
LAP	SECTOR 1	SECTOR 2	LAP TIME	MPH	DIFF	TIME OF DAY	
1 -		41.109	1:42.894	76.27	5.631	15:15:17.446	
2 -	56.190	41.073	1:37.263 (1)	80.68		15:16:54.709	
3 -	56.755	41.402	1:38.157 (2)	79.95	0.894	15:18:32.866	
4 -	56.829	41.649	1:38.478 (3)	79.69	1.215	15:20:11.344	
5 -	57.120	41.486	1:38.606	79.59	1.343	15:21:49.950	
6 -	57.358	41.961	1:39.319	79.01	2.056	15:23:29.269	

P9 18 EVO		Daniel GOOD		Triumph STREET TRIPLE - Quality Fast Facades			
IDEAL LAP TIME : 1:36.636		BEST LAP TIME : 1:36.854		DIFFERENCE : 0.218			
LAP	SECTOR 1	SECTOR 2	LAP TIME	MPH	DIFF	TIME OF DAY	
1 -		42.317	1:47.641	72.90	10.787	15:15:22.193	
2 -	56.862	41.147	1:38.009	80.07	1.155	15:17:00.202	
3 -	56.984	40.911	1:37.895 (3)	80.16	1.041	15:18:38.097	
4 -	56.815	41.341	1:38.156	79.95	1.302	15:20:16.253	
5 -	55.768	41.086	1:36.854 (1)	81.02		15:21:53.107	
6 -	56.508	40.868	1:37.376 (2)	80.59	0.522	15:23:30.483	

P10 91 C		Sam HIRST		Kawasaki ZX636 - Team Valley Racing			
IDEAL LAP TIME : 1:37.967		BEST LAP TIME : 1:38.183		DIFFERENCE : 0.216			
LAP	SECTOR 1	SECTOR 2	LAP TIME	MPH	DIFF	TIME OF DAY	
1 -		42.020	1:46.196	73.90	8.013	15:15:20.748	
2 -	56.968	41.353	1:38.321 (2)	79.82	0.138	15:16:59.069	
3 -	57.184	40.999	1:38.183 (1)	79.93		15:18:37.252	
4 -	57.123	41.275	1:38.398 (3)	79.75	0.215	15:20:15.650	
5 -	57.391	41.111	1:38.502	79.67	0.319	15:21:54.152	
6 -	57.185	41.254	1:38.439	79.72	0.256	15:23:32.591	

P11 87		Keith POVAH		Yamaha R6 - @crap.sack give us a follow!			
IDEAL LAP TIME : 1:37.544		BEST LAP TIME : 1:37.544		DIFFERENCE : 0.000			
LAP	SECTOR 1	SECTOR 2	LAP TIME	MPH	DIFF	TIME OF DAY	
1 -		41.947	1:45.888	74.11	8.344	15:15:20.440	
2 -	57.745	41.479	1:39.224	79.09	1.680	15:16:59.664	
3 -	57.383	41.897	1:39.280	79.04	1.736	15:18:38.944	
4 -	56.633	41.411	1:38.044 (2)	80.04	0.500	15:20:16.988	
5 -	56.787	41.873	1:38.660 (3)	79.54	1.116	15:21:55.648	
6 -	56.511	41.033	1:37.544 (1)	80.45		15:23:33.192	

P12 14 C		Jack MUIR		Kawasaki ZX636 -			
IDEAL LAP TIME : 1:37.842		BEST LAP TIME : 1:37.842		DIFFERENCE : 0.000			
LAP	SECTOR 1	SECTOR 2	LAP TIME	MPH	DIFF	TIME OF DAY	
1 -		41.768	1:46.353	73.79	8.511	15:15:20.905	
2 -	57.598	41.607	1:39.205	79.10	1.363	15:17:00.110	
3 -	56.590	41.252	1:37.842 (1)	80.21		15:18:37.952	
4 -	56.869	41.344	1:38.213 (2)	79.90	0.371	15:20:16.165	
5 -	57.386	41.774	1:39.160 (3)	79.14	1.318	15:21:55.325	
6 -	57.669	41.996	1:39.665	78.74	1.823	15:23:34.990	

BMCRC - MRO Championships 2023 - Rnd 5 @ Cadwell Park

DART Motorsport MRO 600 inc Clubman 600 & GP2/EVO Class

RACE 11 - SECTOR ANALYSIS



SECTOR 1 = FL to I1, SECTOR 2 = I1 to FL, DIFF = Difference To Personal Best Lap, P = Crossed Finish Line in Pit Lane, D = Time Disallowed

P13 440 C		Elijah EVERTON		Kawasaki 600 -		
IDEAL LAP TIME : 1:37.914		BEST LAP TIME : 1:38.178		DIFFERENCE : 0.264		
LAP	SECTOR 1	SECTOR 2	LAP TIME	MPH	DIFF	TIME OF DAY
1 -		42.231	1:47.699	72.87	9.521	15:15:22.251
2 -	57.082	42.195	1:39.277	79.05	1.099	15:17:01.528
3 -	57.172	41.364	1:38.536 (2)	79.64	0.358	15:18:40.064
4 -	56.550	41.628	1:38.178 (1)	79.93		15:20:18.242
5 -	57.193	41.745	1:38.938 (3)	79.32	0.760	15:21:57.180
6 -	57.600	42.647	1:40.247	78.28	2.069	15:23:37.427

P14 44 C		Sam GREEN		Yamaha R6 -		
IDEAL LAP TIME : 1:38.817		BEST LAP TIME : 1:38.817		DIFFERENCE : 0.000		
LAP	SECTOR 1	SECTOR 2	LAP TIME	MPH	DIFF	TIME OF DAY
1 -		42.153	1:46.996	73.34	8.179	15:15:21.548
2 -	57.629	42.295	1:39.924	78.54	1.107	15:17:01.472
3 -	57.246	41.972	1:39.218 (2)	79.09	0.401	15:18:40.690
4 -	57.206	41.611	1:38.817 (1)	79.42		15:20:19.507
5 -	57.506	41.922	1:39.428 (3)	78.93	0.611	15:21:58.935
6 -	58.247	42.050	1:40.297	78.24	1.480	15:23:39.232

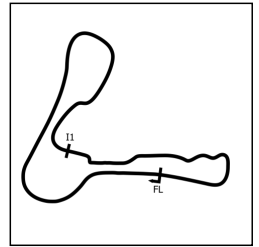
P15 95		Grant ROBERTSON		Yamaha R6 - Westcountry Windings		
IDEAL LAP TIME : 1:38.794		BEST LAP TIME : 1:38.794		DIFFERENCE : 0.000		
LAP	SECTOR 1	SECTOR 2	LAP TIME	MPH	DIFF	TIME OF DAY
1 -		42.364	1:47.584	72.94	8.790	15:15:22.136
2 -	58.012	42.346	1:40.358	78.20	1.564	15:17:02.494
3 -	57.039	41.755	1:38.794 (1)	79.43		15:18:41.288
4 -	57.156	41.955	1:39.111 (2)	79.18	0.317	15:20:20.399
5 -	57.265	42.061	1:39.326 (3)	79.01	0.532	15:21:59.725
6 -	57.796	42.475	1:40.271	78.26	1.477	15:23:39.996

P16 30 EVO		Owen MELLOR		Moto 2 - BDS Motorcycles		
IDEAL LAP TIME : 1:37.909		BEST LAP TIME : 1:37.973		DIFFERENCE : 0.064		
LAP	SECTOR 1	SECTOR 2	LAP TIME	MPH	DIFF	TIME OF DAY
1 -		42.489	1:51.701	70.25	13.728	15:15:26.253
2 -	58.748	41.797	1:40.545	78.05	2.572	15:17:06.798
3 -	58.554	42.193	1:40.747	77.89	2.774	15:18:47.545
4 -	57.356	41.259	1:38.615 (3)	79.58	0.642	15:20:26.160
5 -	57.371	40.818	1:38.189 (2)	79.92	0.216	15:22:04.349
6 -	57.420	40.553	1:37.973 (1)	80.10		15:23:42.322

P17 72		Nick BARNES		Yamaha R6 - Park Electric		
IDEAL LAP TIME : 1:39.058		BEST LAP TIME : 1:39.322		DIFFERENCE : 0.264		
LAP	SECTOR 1	SECTOR 2	LAP TIME	MPH	DIFF	TIME OF DAY
1 -		42.991	1:50.727	70.87	11.405	15:15:25.279
2 -	58.799	42.348	1:41.147	77.59	1.825	15:17:06.426
3 -	59.259	42.444	1:41.703	77.16	2.381	15:18:48.129
4 -	57.683	41.639	1:39.322 (1)	79.01		15:20:27.451
5 -	57.648	41.788	1:39.436 (2)	78.92	0.114	15:22:06.887
6 -	57.419	42.254	1:39.673 (3)	78.73	0.351	15:23:46.560

P18 29 C		Michael SHEPPHARD		Kawasaki ZX6R - RTR Performance, KRS Solutions		
IDEAL LAP TIME : 1:38.738		BEST LAP TIME : 1:38.876		DIFFERENCE : 0.138		
LAP	SECTOR 1	SECTOR 2	LAP TIME	MPH	DIFF	TIME OF DAY
1 -		43.012	1:50.049	71.31	11.173	15:15:24.601
2 -	58.946	42.602	1:41.548	77.28	2.672	15:17:06.149
3 -	59.013	42.311	1:41.324 (3)	77.45	2.448	15:18:47.473
4 -	1:00.024	42.124	1:42.148	76.83	3.272	15:20:29.621
5 -	58.107	41.403	1:39.510 (2)	78.86	0.634	15:22:09.131
6 -	57.335	41.541	1:38.876 (1)	79.37		15:23:48.007

BMCRC - MRO Championships 2023 - Rnd 5 @ Cadwell Park
DART Motorsport MRO 600 inc Clubman 600 & GP2/EVO Class
RACE 11 - SECTOR ANALYSIS



SECTOR 1 = FL to I1, SECTOR 2 = I1 to FL, DIFF = Difference To Personal Best Lap, P = Crossed Finish Line in Pit Lane, D = Time Disallowed

P19 212		Matt PALLETT		Kawasaki ZX6R - BDA Chartered Architects		
IDEAL LAP TIME : 1:39.560		BEST LAP TIME : 1:40.082		DIFFERENCE : 0.522		
LAP	SECTOR 1	SECTOR 2	LAP TIME	MPH	DIFF	TIME OF DAY
1 -		43.030	1:49.838	71.45	9.756	15:15:24.390
2 -	58.561	42.898	1:41.459 (3)	77.35	1.377	15:17:05.849
3 -	58.257	42.041	1:40.298 (2)	78.24	0.216	15:18:46.147
4 -	58.030	42.052	1:40.082 (1)	78.41		15:20:26.229
5 -	59.323	42.152	1:41.475	77.33	1.393	15:22:07.704
6 -	57.519	45.956	1:43.475	75.84	3.393	15:23:51.179

P20 888 C		Brandon WRIGHT		Yamaha R6 - 888 Vapour		
IDEAL LAP TIME : 1:39.337		BEST LAP TIME : 1:39.496		DIFFERENCE : 0.159		
LAP	SECTOR 1	SECTOR 2	LAP TIME	MPH	DIFF	TIME OF DAY
1 -		42.749	1:52.254	69.91	12.758	15:15:26.806
2 -	59.581	42.256	1:41.837	77.06	2.341	15:17:08.643
3 -	58.872	42.127	1:40.999 (3)	77.70	1.503	15:18:49.642
4 -	58.587	42.133	1:40.720 (2)	77.91	1.224	15:20:30.362
5 -	58.572	42.830	1:41.402	77.39	1.906	15:22:11.764
6 -	57.210	42.286	1:39.496 (1)	78.87		15:23:51.260

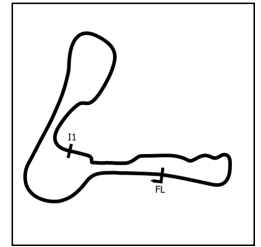
P21 22 C		Toby TRUNDLE		Yamaha R6 - Harris Motorcycles / A. Harland Race Services		
IDEAL LAP TIME : 1:40.977		BEST LAP TIME : 1:41.422		DIFFERENCE : 0.445		
LAP	SECTOR 1	SECTOR 2	LAP TIME	MPH	DIFF	TIME OF DAY
1 -		42.880	1:49.181	71.88	7.759	15:15:23.733
2 -	58.675	42.747	1:41.422 (1)	77.38		15:17:05.155
3 -	59.715	42.302	1:42.017	76.92	0.595	15:18:47.172
4 -	59.915	42.326	1:42.241	76.76	0.819	15:20:29.413
5 -	59.170	42.431	1:41.601 (2)	77.24	0.179	15:22:11.014
6 -	59.288	42.476	1:41.764 (3)	77.12	0.342	15:23:52.778

P22 5		Stuart REECE		Kawasaki ZX-6R - Sheffield Precision		
IDEAL LAP TIME : 1:40.358		BEST LAP TIME : 1:40.571		DIFFERENCE : 0.213		
LAP	SECTOR 1	SECTOR 2	LAP TIME	MPH	DIFF	TIME OF DAY
1 -		43.175	1:51.195	70.57	10.624	15:15:25.747
2 -	59.610	42.401	1:42.011	76.93	1.440	15:17:07.758
3 -	58.825	42.717	1:41.542 (3)	77.28	0.971	15:18:49.300
4 -	58.716	41.967	1:40.683 (2)	77.94	0.112	15:20:29.983
5 -	58.918	43.625	1:42.543	76.53	1.972	15:22:12.526
6 -	58.391	42.180	1:40.571 (1)	78.03		15:23:53.097

P23 35		Kai DICKINSON		Kawasaki ZX636 -		
IDEAL LAP TIME : 1:40.569		BEST LAP TIME : 1:40.629		DIFFERENCE : 0.060		
LAP	SECTOR 1	SECTOR 2	LAP TIME	MPH	DIFF	TIME OF DAY
1 -		43.387	1:51.845	70.16	11.216	15:15:26.397
2 -	59.734	42.447	1:42.181	76.80	1.552	15:17:08.578
3 -	59.328	42.467	1:41.795	77.09	1.166	15:18:50.373
4 -	58.511	42.743	1:41.254 (2)	77.50	0.625	15:20:31.627
5 -	58.574	42.868	1:41.442 (3)	77.36	0.813	15:22:13.069
6 -	58.122	42.507	1:40.629 (1)	77.99		15:23:53.698

P24 33 C		Adam PERKS		Triumph DAYTONA 675 - J&K Ross		
IDEAL LAP TIME : 1:41.534		BEST LAP TIME : 1:41.734		DIFFERENCE : 0.200		
LAP	SECTOR 1	SECTOR 2	LAP TIME	MPH	DIFF	TIME OF DAY
1 -		43.096	1:50.488	71.03	8.754	15:15:25.040
2 -	59.262	42.472	1:41.734 (1)	77.14		15:17:06.774
3 -	59.209	42.788	1:41.997 (3)	76.94	0.263	15:18:48.771
4 -	59.760	42.754	1:42.514	76.55	0.780	15:20:31.285
5 -	59.371	42.691	1:42.062	76.89	0.328	15:22:13.347
6 -	59.062	42.857	1:41.919 (2)	77.00	0.185	15:23:55.266

BMCRC - MRO Championships 2023 - Rnd 5 @ Cadwell Park
DART Motorsport MRO 600 inc Clubman 600 & GP2/EVO Class
RACE 11 - SECTOR ANALYSIS



SECTOR 1 = FL to I1, SECTOR 2 = I1 to FL, DIFF = Difference To Personal Best Lap, P = Crossed Finish Line in Pit Lane, D = Time Disallowed

P25 167		Neil MORRIS		Honda CBR 600 -			
IDEAL LAP TIME : 1:42.357		BEST LAP TIME : 1:42.357		DIFFERENCE : 0.000			
LAP	SECTOR 1	SECTOR 2	LAP TIME	MPH	DIFF	TIME OF DAY	
1 -		43.031	1:52.774	69.59	10.417	15:15:27.326	
2 -	59.542	43.297	1:42.839	76.31	0.482	15:17:10.165	
3 -	59.414	42.943	1:42.357 (1)	76.67		15:18:52.522	
4 -	59.670	43.106	1:42.776 (2)	76.36	0.419	15:20:35.298	
5 -	59.515	44.052	1:43.567	75.77	1.210	15:22:18.865	
6 -	59.741	43.078	1:42.819 (3)	76.32	0.462	15:24:01.684	

P26 129 C		David JAMES		Yamaha R6 -			
IDEAL LAP TIME : 1:44.450		BEST LAP TIME : 1:44.450		DIFFERENCE : 0.000			
LAP	SECTOR 1	SECTOR 2	LAP TIME	MPH	DIFF	TIME OF DAY	
1 -		44.088	1:55.156	68.15	10.706	15:15:29.708	
2 -	1:01.063	43.387	1:44.450 (1)	75.13		15:17:14.158	
3 -	1:01.546	44.104	1:45.650 (2)	74.28	1.200	15:18:59.808	
4 -	1:02.029	44.006	1:46.035 (3)	74.01	1.585	15:20:45.843	
5 -	1:02.449	44.376	1:46.825	73.46	2.375	15:22:32.668	
6 -	1:02.445	44.890	1:47.335	73.11	2.885	15:24:20.003	

P27 27 C		Timothy PETTS		Triumph DAYTONA 675 - Norfolk Triumph Racing Team			
IDEAL LAP TIME : 1:46.488		BEST LAP TIME : 1:46.488		DIFFERENCE : 0.000			
LAP	SECTOR 1	SECTOR 2	LAP TIME	MPH	DIFF	TIME OF DAY	
1 -		45.234	1:55.942	67.68	9.454	15:15:30.494	
2 -	1:01.665	44.823	1:46.488 (1)	73.69		15:17:16.982	
3 -	1:01.692	44.980	1:46.672 (2)	73.57	0.184	15:19:03.654	
4 -	1:02.942	45.020	1:47.962 (3)	72.69	1.474	15:20:51.616	
5 -	1:03.525	45.373	1:48.898	72.06	2.410	15:22:40.514	
6 -	1:03.186	45.733	1:48.919	72.05	2.431	15:24:29.433	

P28 47		Fenton SEABRIGHT		Yamaha R6 - Fhs racing			
IDEAL LAP TIME :		BEST LAP TIME :		DIFFERENCE :			
LAP	SECTOR 1	SECTOR 2	LAP TIME	MPH	DIFF	TIME OF DAY	
1 -		38.967	1:37.583	80.42		15:15:12.135	

BMCRC - MRO Championships 2023 - Rnd 5 @ Cadwell Park

DART Motorsport MRO 600 inc Clubman 600 & GP2/EVO Class

RACE 11 - BEST SECTORS

SECTOR 1			SECTOR 2			IDEAL / BEST COMPARISON						
POS	NO	NAME	TIME	NO	NAME	TIME	POS	NO	NAME	IDEAL	BEST	DIFF
									PERFECT LAP	1:32.503		
1	8	HALL	53.704	8	HALL	38.799	1	8	HALL	1:32.503	1:32.600	0.097
2	7	ROSE	53.918	47	SEABRIGHT	38.967	2	7	ROSE	1:33.003	1:33.192	0.189
3	52	DIXON	54.727	7	ROSE	39.085	3	52	DIXON	1:33.987	1:33.987	0.000
4	80	CREASEY	55.129	52	DIXON	39.260	4	80	CREASEY	1:34.764	1:34.778	0.014
5	36	FOWLE	55.184	80	CREASEY	39.635	5	40	ROSS	1:35.021	1:35.021	0.000
6	40	ROSS	55.217	51	CLARKE	39.671	6	36	FOWLE	1:35.333	1:35.333	0.000
7	18	GOOD	55.768	40	ROSS	39.804	7	51	CLARKE	1:35.468	1:35.468	0.000
8	51	CLARKE	55.797	36	FOWLE	40.149	8	18	GOOD	1:36.636	1:36.854	0.218
9	37	LATHAM	56.190	30	MELLOR	40.553	9	37	LATHAM	1:37.263	1:37.263	0.000
10	87	POVAH	56.511	18	GOOD	40.868	10	87	POVAH	1:37.544	1:37.544	0.000
11	440	EVERTON	56.550	91	HIRST	40.999	11	14	MUIR	1:37.842	1:37.842	0.000
12	14	MUIR	56.590	87	POVAH	41.033	12	30	MELLOR	1:37.909	1:37.973	0.064
13	91	HIRST	56.968	37	LATHAM	41.073	13	440	EVERTON	1:37.914	1:38.178	0.264
14	95	ROBERTSON	57.039	14	MUIR	41.252	14	91	HIRST	1:37.967	1:38.183	0.216
15	44	GREEN	57.206	440	EVERTON	41.364	15	29	SHEPPHARD	1:38.738	1:38.876	0.138
16	888	WRIGHT	57.210	29	SHEPPHARD	41.403	16	95	ROBERTSON	1:38.794	1:38.794	0.000
17	29	SHEPPHARD	57.335	44	GREEN	41.611	17	44	GREEN	1:38.817	1:38.817	0.000
18	30	MELLOR	57.356	72	BARNES	41.639	18	72	BARNES	1:39.058	1:39.322	0.264
19	72	BARNES	57.419	95	ROBERTSON	41.755	19	888	WRIGHT	1:39.337	1:39.496	0.159
20	212	PALLET	57.519	5	REECE	41.967	20	212	PALLET	1:39.560	1:40.082	0.522
21	35	DICKINSON	58.122	212	PALLET	42.041	21	5	REECE	1:40.358	1:40.571	0.213
22	5	REECE	58.391	888	WRIGHT	42.127	22	35	DICKINSON	1:40.569	1:40.629	0.060
23	22	TRUNDLE	58.675	22	TRUNDLE	42.302	23	22	TRUNDLE	1:40.977	1:41.422	0.445
24	33	PERKS	59.062	35	DICKINSON	42.447	24	33	PERKS	1:41.534	1:41.734	0.200
25	167	MORRIS	59.414	33	PERKS	42.472	25	167	MORRIS	1:42.357	1:42.357	0.000
26	129	JAMES	1:01.063	167	MORRIS	42.943	26	129	JAMES	1:44.450	1:44.450	0.000
27	27	PETTS	1:01.665	129	JAMES	43.387	27	27	PETTS	1:46.488	1:46.488	0.000
28				27	PETTS	44.823	28	47	SEABRIGHT			
29												

BMCRC - MRO Championships 2023 - Rnd 5 @ Cadwell Park

DART Motorsport MRO 600 inc Clubman 600 & GP2/EVO Class

RACE 11 - STATISTICS

Competitors Started 29
Planned Start 2023-07-01 @ 15:20:00.000
Actual Start 2023-07-01 @ 15:13:34.551
Finish Time 2023-07-01 @ 15:22:56.443
Track Length 2.1800mi.
Total Laps 163
Total Distance Covered 355.3430mi.

Session Fastest Lap History

NO	CL	NAME	LAP TIME	TIME OF DAY	LAP	VEHICLE
8		Cameron HALL	1:32.780	15:16:45.178	2	Kawasaki ZX636
8		Cameron HALL	1:32.717	15:19:50.728	4	Kawasaki ZX636
8		Cameron HALL	1:32.600	15:21:23.329	5	Kawasaki ZX636

Session Leader History

NO	CL	NAME	FROM LAP	LAPS LED	DISTANCE	VEHICLE
47		Fenton SEABRIGHT	1	1	2.18 miles	Yamaha R6
8		Cameron HALL	2	5	10.90 miles	Kawasaki ZX636

Flag History

TYPE	TIME OF DAY
GREEN	15:13:34.551
FINISH	15:22:56.443

Flag Statistics

TYPE	COUNT	TOTAL LAPS	TOTAL TIME
Green	1	6	10:57.537
Red	0	0	0.000
Safety Car	0	0	0.000
FCY	0	0	0.000

BMCRC - MRO Championships 2023 - Rnd 5 @ Cadwell Park
DART Motorsport MRO 600 inc Clubman 600 & GP2/EVO Class
RACE 11 - STATISTICS

CLASS :

15 Starters

Fastest Lap History

NO	NAME	LAP TIME	TIME OF DAY	LAP	VEHICLE
8	Cameron HALL	1:32.780	15:16:45.178	2	Kawasaki ZX636
8	Cameron HALL	1:32.717	15:19:50.728	4	Kawasaki ZX636
8	Cameron HALL	1:32.600	15:21:23.329	5	Kawasaki ZX636

Leader History

NO	NAME	FROM LAP	LAPS LED	DISTANCE	VEHICLE
47	Fenton SEABRIGHT	1	1	2.18 miles	Yamaha R6
8	Cameron HALL	2	5	10.90 miles	Kawasaki ZX636

BMCRC - MRO Championships 2023 - Rnd 5 @ Cadwell Park
DART Motorsport MRO 600 inc Clubman 600 & GP2/EVO Class
RACE 11 - STATISTICS

CLASS : C

12 Starters

Fastest Lap History

NO	NAME	LAP TIME	TIME OF DAY	LAP	VEHICLE
40	Henry ROSS	1:35.219	15:16:50.265	2	Yamaha R6
40	Henry ROSS	1:35.021	15:23:12.728	6	Yamaha R6

Leader History

NO	NAME	FROM LAP	LAPS LED	DISTANCE	VEHICLE
40	Henry ROSS	1	6	13.08 miles	Yamaha R6

BMCRC - MRO Championships 2023 - Rnd 5 @ Cadwell Park
DART Motorsport MRO 600 inc Clubman 600 & GP2/EVO Class
RACE 11 - STATISTICS

CLASS : EVO

2 Starters

Fastest Lap History

NO	NAME	LAP TIME	TIME OF DAY	LAP	VEHICLE
18	Daniel GOOD	1:38.009	15:17:00.228	2	Triumph STREET TRIPLE
18	Daniel GOOD	1:37.895	15:18:38.124	3	Triumph STREET TRIPLE
18	Daniel GOOD	1:36.854	15:21:53.134	5	Triumph STREET TRIPLE

Leader History

NO	NAME	FROM LAP	LAPS LED	DISTANCE	VEHICLE
18	Daniel GOOD	1	6	13.08 miles	Triumph STREET TRIPLE

BMCRC - MRO Championships 2023 - Rnd 5 @ Cadwell Park



DART Motorsport MRO 600 inc Clubman 600 & GP2/EVO Class

RACE 21 - GRID (6 Laps)

ROW 11	31	661	Cameron HARRIS	32	69	Simon WHALL	33	
ROW 10	28	168	Aaron DALRYMPLE	29	27	Timothy PETTS	30	31 Dylan MELLOR 1:46.488
ROW 9	25	33	Adam PERKS	26	167	Neil MORRIS	27	129 David JAMES 1:44.450
ROW 8	22	5	Stuart REECE	23	35	Kai DICKINSON	24	22 Toby TRUNDLE 1:41.422
ROW 7	19	72	Nick BARNES	20	888	Brandon WRIGHT	21	212 Matt PALLETT 1:40.082
ROW 6	16	95	Grant ROBERTSON	17	44	Sam GREEN	18	29 Michael SHEPPHARD 1:38.876
ROW 5	13	30	Owen MELLOR	14	440	Elijah EVERTON	15	91 Sam HIRST 1:38.183
ROW 4	10	37	Alex LATHAM	11	87	Keith POVAH	12	14 Jack MUIR 1:37.842
ROW 3	7	47	Fenton SEABRIGHT	8	51	Ross CLARKE	9	18 Daniel GOOD 1:36.854
ROW 2	4	80	Morgan CREASEY	5	40	Henry ROSS	6	36 Harry FOWLE 1:35.333
ROW 1	1	8	Cameron HALL	2	7	Taylor ROSE	3	52 Kam DIXON 1:33.987
Pole								

Cadwell Park: 2.1800 miles

These results are provisional until the conclusion of any judicial and technical matters.

Clerk Of Course :	Stewards :	Timekeeper : <i>Craig Smith</i>
-------------------	------------	------------------------------------

Results can be found at www.tsl-timing.com

Printed - 15:26 Saturday, 01 July 2023



BMCRC - MRO Championships 2023 - Rnd 5 @ Cadwell Park



DART Motorsport MRO 600 inc Clubman 600 & GP2/EVO Class

RACE 21 - CLASSIFICATION

POS	NO	CL	PIC NAME	ENTRY	LAPS	TIME	GAP	DIFF	MPH	BEST	ON
1	8		1 Cameron HALL	Kawasaki ZX636 - Nationwide Electrical/Triple M Vel	6	9:20.017			84.08	1:32.539	6
2	7		2 Taylor ROSE	Yamaha R6 - Verkada	6	9:22.387	2.370	2.370	83.72	1:32.644	4
3	52		3 Kam DIXON	Kawasaki ZX636 - Delicious Race Wear	6	9:28.045	8.028	5.658	82.89	1:33.438	5
4	40	C	1 Henry ROSS	Yamaha R6 -	6	9:41.177	21.160	13.132	81.02	1:35.402	2
5	80		4 Morgan CREASEY	Yamaha R6 - Warics Ltd	6	9:42.673	22.656	1.496	80.81	1:35.331	2
6	30	EVO	1 Owen MELLOR	Moto 2 - BDS Motorcycles	6	9:43.000	22.983	0.327	80.76	1:35.053	4
7	36		5 Harry FOWLE	Yamaha R6 - HF Refinishing Racing	6	9:43.115	23.098	0.115	80.75	1:35.398	4
8	51		6 Ross CLARKE	Kawasaki ZX600RR - RC Farriery Racing	6	9:47.100	27.083	3.985	80.20	1:35.515	5
9	37		7 Alex LATHAM	Kawasaki ZX6R - BR-8 / McCrash Racing	6	9:56.419	36.402	9.319	78.95	1:37.920	5
10	440	C	2 Elijah EVERTON	Kawasaki 600 -	6	9:59.491	39.474	3.072	78.54	1:37.684	3
11	87		8 Keith POVAH	Yamaha R6 - @crap.sack give us a follow!	6	10:00.692	40.675	1.201	78.39	1:38.020	5
12	91	C	3 Sam HIRST	Kawasaki ZX636 - Team Valley Racing	6	10:00.983	40.966	0.291	78.35	1:37.610	4
13	14	C	4 Jack MUIR	Kawasaki ZX636 -	6	10:01.323	41.306	0.340	78.30	1:38.417	3
14	44	C	5 Sam GREEN	Yamaha R6 -	6	10:05.677	45.660	4.354	77.74	1:38.253	4
15	18	EVO	2 Daniel GOOD	Triumph STREET TRIPLE - Quality Fast Facades	6	10:06.001	45.984	0.324	77.70	1:38.089	6
16	31		9 Dylan MELLOR	Kawasaki ZX6-R - BDS Motorcycles	6	10:07.335	47.318	1.334	77.53	1:38.950	5
17	888	C	6 Brandon WRIGHT	Yamaha R6 - 888 Vapour	6	10:08.525	48.508	1.190	77.38	1:38.518	6
18	95		10 Grant ROBERTSON	Yamaha R6 - Westcountry Windings	6	10:11.178	51.161	2.653	77.04	1:39.659	4
19	5		11 Stuart REECE	Kawasaki ZX-6R - Sheffield Precision	6	10:12.157	52.140	0.979	76.92	1:39.792	4
20	29	C	7 Michael SHEPPHARD	Kawasaki ZX6R - RTR Performance, KRS Solutions	6	10:12.212	52.195	0.055	76.91	1:39.679	4
21	72		12 Nick BARNES	Yamaha R6 - Park Electric	6	10:12.441	52.424	0.229	76.88	1:39.536	4
22	35		13 Kai DICKINSON	Kawasaki ZX636 -	6	10:18.282	58.265	5.841	76.15	1:39.824	5
23	212		14 Matt PALLETT	Kawasaki ZX6R - BDA Chartered Architects	6	10:18.361	58.344	0.079	76.15	1:40.854	4
24	22	C	8 Toby TRUNDLE	Yamaha R6 - Harris Motorcycles / A. Harland Race S	6	10:20.353	1:00.336	1.992	75.90	1:40.337	5
25	168	C	9 Aaron DALRYMPLE	Yamaha R6 -	6	10:22.623	1:02.606	2.270	75.62	1:40.096	6
26	167		15 Neil MORRIS	Honda CBR 600 -	6	10:25.285	1:05.268	2.662	75.30	1:42.325	2
27	33	C	10 Adam PERKS	Triumph DAYTONA 675 - J&K Ross	6	10:30.554	1:10.537	5.269	74.67	1:42.033	6
28	129	C	11 David JAMES	Yamaha R6 -	6	10:40.896	1:20.879	10.342	73.47	1:44.359	4
29	27	C	12 Timothy PETTS	Triumph DAYTONA 675 - Norfolk Triumph Racing Te	6	11:08.937	1:48.920	28.041	70.39	1:48.956	3

NOT CLASSIFIED

DNF	47		Fenton SEABRIGHT	Yamaha R6 - Fhs racing	5	7:51.252	1 Lap	1 Lap	83.26	1:32.776	4
-----	----	--	------------------	------------------------	---	----------	-------	-------	-------	----------	---

FASTEST LAP

8			Cameron HALL	Kawasaki ZX636 - Nationwide Electrical/Triple M Vel	6	1:32.539			84.80 mph	136.48 kph
30	EVO		Owen MELLOR	Moto 2 - BDS Motorcycles	4	1:35.053			82.56 mph	132.87 kph
40	C		Henry ROSS	Yamaha R6 -	2	1:35.402			82.26 mph	132.38 kph

Class - 92.5% of Race Speed = 77.77 mph

Class C - 92.5% of Race Speed = 74.94 mph

Class EVO - 92.5% of Race Speed = 74.70 mph

Weather / Track : Cloudy / Dry

These results are provisional until the conclusion of any judicial and technical matters.

Race Distance: 6 Laps / 13.08 miles

Cadwell Park: 2.1800 miles

Date: 01/07/2023 Start: 18:09 Finish: 18:18

Clerk Of Course :

Stewards :

Timekeeper :

Craig Smith

Results can be found at www.tsl-timing.com

Printed - 18:20 Saturday, 01 July 2023



BMCRC - MRO Championships 2023 - Rnd 5 @ Cadwell Park

DART Motorsport MRO 600 inc Clubman 600 & GP2/EVO Class

RACE 21 - LAP CHART

LAP 1 @ 18:11:03.071

NO	BEHIND	LAP TIME
8		1:36.965
7	0.405	1:37.370
52	1.815	1:38.780
47	2.633	1:39.598
80	3.523	1:40.488
40	4.820	1:41.785
36	4.965	1:41.930
30	5.202	1:42.167
37	7.109	1:44.074
51	7.280	1:44.245
14	8.785	1:45.750
87	9.869	1:46.834
440	9.944	1:46.909
18	11.344	1:48.309
95	11.667	1:48.632
91	11.733	1:48.698
5	12.246	1:49.211
44	12.852	1:49.817
29	13.133	1:50.098
888	13.387	1:50.352
31	13.827	1:50.792
212	14.523	1:51.488
167	14.753	1:51.718
72	14.858	1:51.823
22	15.185	1:52.150
35	15.641	1:52.606
168	16.273	1:53.238
129	17.125	1:54.090
27	19.808	1:56.773
33	20.270	1:57.235

LAP 2 @ 18:12:35.886

NO	BEHIND	LAP TIME
8		1:32.815
7	0.458	1:32.868
47	2.726	1:32.908
52	3.333	1:34.333
80	6.039	1:35.331
40	7.407	1:35.402
30	8.185	1:35.798
36	9.952	1:37.802
51	11.899	1:37.434
37	12.967	1:38.673
14	14.818	1:38.848
440	15.621	1:38.492
87	16.284	1:39.230
91	17.194	1:38.276
18	18.215	1:39.686
44	19.222	1:39.185
95	19.276	1:40.424
5	20.165	1:40.734
31	20.559	1:39.547
29	22.061	1:41.743
888	22.654	1:42.082
212	23.234	1:41.526
72	23.479	1:41.436
167	24.263	1:42.325
22	24.347	1:41.977
35	24.832	1:42.006
168	25.455	1:41.997
129	29.584	1:45.274
33	30.340	1:42.885
27	35.970	1:48.977

LAP 3 @ 18:14:08.453

NO	BEHIND	LAP TIME
8		1:32.567
7	0.627	1:32.736
47	2.941	1:32.782
52	4.323	1:33.557
80	9.682	1:36.210
40	10.486	1:35.646
30	11.809	1:36.191
36	12.980	1:35.595
51	15.917	1:36.585
37	18.413	1:38.013
14	20.668	1:38.417
440	20.738	1:37.684
87	22.855	1:39.138
91	23.092	1:38.465
44	25.486	1:38.831
18	27.355	1:41.707
31	27.887	1:39.895
95	27.991	1:41.282
5	28.540	1:40.942
888	28.983	1:38.896
29	30.048	1:40.554
72	30.567	1:39.655
212	32.033	1:41.366
167	34.116	1:42.420
22	34.170	1:42.390
35	34.708	1:42.443
168	35.175	1:42.287
33	41.798	1:44.025
129	43.137	1:46.120
27	52.359	1:48.956

LAP 4 @ 18:15:41.022

NO	BEHIND	LAP TIME
8		1:32.569
7	0.702	1:32.644
47	3.148	1:32.776
52	5.276	1:33.522
80	13.544	1:36.431
40	14.050	1:36.133
30	14.293	1:35.053
36	15.809	1:35.398
51	19.975	1:36.627
37	24.343	1:38.499
440	26.533	1:38.364
14	26.814	1:38.715
91	28.133	1:37.610
87	28.891	1:38.605
44	31.170	1:38.253
18	34.323	1:39.537
31	34.424	1:39.106
95	35.081	1:39.659
5	35.763	1:39.792
888	36.019	1:39.605
29	37.158	1:39.679
72	37.534	1:39.536
212	40.318	1:40.854
35	43.590	1:41.451
167	44.545	1:42.998
22	44.615	1:43.014
168	45.424	1:42.818
33	51.360	1:42.131
129	54.927	1:44.359

LAP 5 @ 18:17:13.584

NO	BEHIND	LAP TIME
8		1:32.562
7	1.070	1:32.930
47	3.774	1:33.188
52	6.152	1:33.438
80	17.833	1:36.851
40	17.921	1:36.433
30	18.011	1:36.280
36	18.884	1:35.637
51	22.928	1:35.515
37	29.701	1:37.920
440	32.781	1:38.810
14	33.228	1:38.976
91	34.081	1:38.510
87	34.349	1:38.020
44	37.776	1:39.168
18	40.434	1:38.673
31	40.812	1:38.950
95	42.460	1:39.941
888	42.529	1:39.072
5	44.077	1:40.876
29	44.809	1:40.213
72	45.064	1:40.092
212	48.972	1:41.216
35	50.852	1:39.824
22	52.390	1:40.337
167	54.714	1:42.731
168	55.049	1:42.187
33	1:01.043	1:42.245
129	1:07.717	1:45.352
27	1:27.756	1:51.228

LAP 6 @ 18:18:46.123

NO	BEHIND	LAP TIME
8		1:32.539
7	2.370	1:33.839
52	8.028	1:34.415
40	21.160	1:35.778
80	22.656	1:37.362
30	22.983	1:37.511
36	23.098	1:36.753
51	27.083	1:36.694
37	36.402	1:39.240
440	39.474	1:39.232
87	40.675	1:38.865
91	40.966	1:39.424
14	41.306	1:40.617
44	45.660	1:40.423
18	45.984	1:38.089
31	47.318	1:39.045
888	48.508	1:38.518
95	51.161	1:41.240
5	52.140	1:40.602
29	52.195	1:39.925
72	52.424	1:39.899
35	58.265	1:39.952
212	58.344	1:41.911
22	1:00.336	1:40.485
168	1:02.606	1:40.096
167	1:05.268	1:43.093
33	1:10.537	1:42.033
129	1:20.879	1:45.701

27 1:09.090 1:49.300

27 1:48.920 1:53.703

BMCRC - MRO Championships 2023 - Rnd 5 @ Cadwell Park
DART Motorsport MRO 600 inc Clubman 600 & GP2/EVO Class
RACE 21 - POSITION CHART

No	Name	Lap Pos	Lap					
			1	2	3	4	5	6
8	HALL	1	8	8	8	8	8	8
7	ROSE	2	7	7	7	7	7	7
52	DIXON	3	52	47	47	47	47	52
80	CREASEY	4	47	52	52	52	52	40
40	ROSS	5	80	80	80	80	80	80
36	FOWLE	6	40	40	40	40	40	30
47	SEABRIGHT	7	36	30	30	30	30	36
51	CLARKE	8	30	36	36	36	36	51
18	GOOD	9	37	51	51	51	51	37
37	LATHAM	10	51	37	37	37	37	440
87	POVAH	11	14	14	14	440	440	87
14	MUIR	12	87	440	440	14	14	91
30	MELLOR	13	440	87	87	91	91	14
440	EVERTON	14	18	91	91	87	87	44
91	HIRST	15	95	18	44	44	44	18
95	ROBERTSON	16	91	44	18	18	18	31
44	GREEN	17	5	95	31	31	31	888
29	SHEPPHARD	18	44	5	95	95	95	95
72	BARNES	19	29	31	5	5	888	5
888	WRIGHT	20	888	29	888	888	5	29
212	PALLET	21	31	888	29	29	29	72
5	REECE	22	212	212	72	72	72	35
35	DICKINSON	23	167	72	212	212	212	212
22	TRUNDLE	24	72	167	167	35	35	22
33	PERKS	25	22	22	22	167	22	168
167	MORRIS	26	35	35	35	22	167	167
129	JAMES	27	168	168	168	168	168	33
168	DALRYMPLE	28	129	129	33	33	33	129
27	PETTS	29	27	33	129	129	129	27
31	MELLOR	30	33	27	27	27	27	

BMCRC - MRO Championships 2023 - Rnd 5 @ Cadwell Park

DART Motorsport MRO 600 inc Clubman 600 & GP2/EVO Class

RACE 21 - SECTOR ANALYSIS



SECTOR 1 = FL to I1, SECTOR 2 = I1 to FL, DIFF = Difference To Personal Best Lap, P = Crossed Finish Line in Pit Lane, D = Time Disallowed

P1 8		Cameron HALL		Kawasaki ZX636 - Nationwide Electrical/Triple M Vehicle Sales			
IDEAL LAP TIME : 1:32.287		BEST LAP TIME : 1:32.539		DIFFERENCE : 0.252			
LAP	SECTOR 1	SECTOR 2	LAP TIME	MPH	DIFF	TIME OF DAY	
1 -		38.868	1:36.965	80.93	4.426	18:11:03.071	
2 -	53.794	39.021	1:32.815	84.55	0.276	18:12:35.886	
3 -	53.622	38.945	1:32.567 (3)	84.78	0.028	18:14:08.453	
4 -	53.786	38.783	1:32.569	84.78	0.030	18:15:41.022	
5 -	53.897	38.665	1:32.562 (2)	84.78	0.023	18:17:13.584	
6 -	53.788	38.751	1:32.539 (1)	84.80		18:18:46.123	

P2 7		Taylor ROSE		Yamaha R6 - Verkada			
IDEAL LAP TIME : 1:32.495		BEST LAP TIME : 1:32.644		DIFFERENCE : 0.149			
LAP	SECTOR 1	SECTOR 2	LAP TIME	MPH	DIFF	TIME OF DAY	
1 -		38.991	1:37.370	80.59	4.726	18:11:03.476	
2 -	53.813	39.055	1:32.868 (3)	84.50	0.224	18:12:36.344	
3 -	53.582	39.154	1:32.736 (2)	84.62	0.092	18:14:09.080	
4 -	53.504	39.140	1:32.644 (1)	84.71		18:15:41.724	
5 -	53.688	39.242	1:32.930	84.45	0.286	18:17:14.654	
6 -	54.186	39.653	1:33.839	83.63	1.195	18:18:48.493	

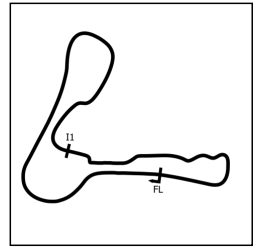
P3 52		Kam DIXON		Kawasaki ZX636 - Delicious Race Wear			
IDEAL LAP TIME : 1:33.349		BEST LAP TIME : 1:33.438		DIFFERENCE : 0.089			
LAP	SECTOR 1	SECTOR 2	LAP TIME	MPH	DIFF	TIME OF DAY	
1 -		39.288	1:38.780	79.44	5.342	18:11:04.886	
2 -	55.001	39.332	1:34.333	83.19	0.895	18:12:39.219	
3 -	54.529	39.028	1:33.557 (3)	83.88	0.119	18:14:12.776	
4 -	54.381	39.141	1:33.522 (2)	83.91	0.084	18:15:46.298	
5 -	54.470	38.968	1:33.438 (1)	83.99		18:17:19.736	
6 -	54.849	39.566	1:34.415	83.12	0.977	18:18:54.151	

P4 40 C		Henry ROSS		Yamaha R6 -			
IDEAL LAP TIME : 1:35.346		BEST LAP TIME : 1:35.402		DIFFERENCE : 0.056			
LAP	SECTOR 1	SECTOR 2	LAP TIME	MPH	DIFF	TIME OF DAY	
1 -		40.694	1:41.785	77.10	6.383	18:11:07.891	
2 -	55.485	39.917	1:35.402 (1)	82.26		18:12:43.293	
3 -	55.509	40.137	1:35.646 (2)	82.05	0.244	18:14:18.939	
4 -	55.881	40.252	1:36.133	81.63	0.731	18:15:55.072	
5 -	55.772	40.661	1:36.433	81.38	1.031	18:17:31.505	
6 -	55.917	39.861	1:35.778 (3)	81.94	0.376	18:19:07.283	

P5 80		Morgan CREASEY		Yamaha R6 - Warics Ltd			
IDEAL LAP TIME : 1:35.331		BEST LAP TIME : 1:35.331		DIFFERENCE : 0.000			
LAP	SECTOR 1	SECTOR 2	LAP TIME	MPH	DIFF	TIME OF DAY	
1 -		40.371	1:40.488	78.09	5.157	18:11:06.594	
2 -	54.988	40.343	1:35.331 (1)	82.32		18:12:41.925	
3 -	55.707	40.503	1:36.210 (2)	81.57	0.879	18:14:18.135	
4 -	55.926	40.505	1:36.431 (3)	81.38	1.100	18:15:54.566	
5 -	55.844	41.007	1:36.851	81.03	1.520	18:17:31.417	
6 -	56.360	41.002	1:37.362	80.60	2.031	18:19:08.779	

P6 30 EVO		Owen MELLOR		Moto 2 - BDS Motorcycles			
IDEAL LAP TIME : 1:35.053		BEST LAP TIME : 1:35.053		DIFFERENCE : 0.000			
LAP	SECTOR 1	SECTOR 2	LAP TIME	MPH	DIFF	TIME OF DAY	
1 -		40.222	1:42.167	76.81	7.114	18:11:08.273	
2 -	56.059	39.739	1:35.798 (2)	81.92	0.745	18:12:44.071	
3 -	55.626	40.565	1:36.191 (3)	81.58	1.138	18:14:20.262	
4 -	55.401	39.652	1:35.053 (1)	82.56		18:15:55.315	
5 -	55.764	40.516	1:36.280	81.51	1.227	18:17:31.595	
6 -	56.504	41.007	1:37.511	80.48	2.458	18:19:09.106	

BMCRC - MRO Championships 2023 - Rnd 5 @ Cadwell Park
DART Motorsport MRO 600 inc Clubman 600 & GP2/EVO Class
RACE 21 - SECTOR ANALYSIS



SECTOR 1 = FL to I1, SECTOR 2 = I1 to FL, DIFF = Difference To Personal Best Lap, P = Crossed Finish Line in Pit Lane, D = Time Disallowed

P7 36		Harry FOWLE		Yamaha R6 - HF Refinishing Racing			
IDEAL LAP TIME : 1:35.366		BEST LAP TIME : 1:35.398		DIFFERENCE : 0.032			
LAP	SECTOR 1	SECTOR 2	LAP TIME	MPH	DIFF	TIME OF DAY	
1 -		40.614	1:41.930	76.99	6.532	18:11:08.036	
2 -	57.490	40.312	1:37.802	80.24	2.404	18:12:45.838	
3 -	55.434	40.161	1:35.595 (2)	82.09	0.197	18:14:21.433	
4 -	55.205	40.193	1:35.398 (1)	82.26		18:15:56.831	
5 -	55.434	40.203	1:35.637 (3)	82.06	0.239	18:17:32.468	
6 -	55.694	41.059	1:36.753	81.11	1.355	18:19:09.221	

P8 51		Ross CLARKE		Kawasaki ZX600RR - RC Farriery Racing			
IDEAL LAP TIME : 1:35.515		BEST LAP TIME : 1:35.515		DIFFERENCE : 0.000			
LAP	SECTOR 1	SECTOR 2	LAP TIME	MPH	DIFF	TIME OF DAY	
1 -		41.061	1:44.245	75.28	8.730	18:11:10.351	
2 -	57.022	40.412	1:37.434	80.54	1.919	18:12:47.785	
3 -	56.233	40.352	1:36.585 (2)	81.25	1.070	18:14:24.370	
4 -	56.295	40.332	1:36.627 (3)	81.22	1.112	18:16:00.997	
5 -	55.947	39.568	1:35.515 (1)	82.16		18:17:36.512	
6 -	56.547	40.147	1:36.694	81.16	1.179	18:19:13.206	

P9 37		Alex LATHAM		Kawasaki ZX6R - BR-8 / McCrash Racing			
IDEAL LAP TIME : 1:37.649		BEST LAP TIME : 1:37.920		DIFFERENCE : 0.271			
LAP	SECTOR 1	SECTOR 2	LAP TIME	MPH	DIFF	TIME OF DAY	
1 -		41.443	1:44.074	75.40	6.154	18:11:10.180	
2 -	57.382	41.291	1:38.673	79.53	0.753	18:12:48.853	
3 -	56.605	41.408	1:38.013 (2)	80.07	0.093	18:14:26.866	
4 -	57.066	41.433	1:38.499 (3)	79.67	0.579	18:16:05.365	
5 -	56.358	41.562	1:37.920 (1)	80.14		18:17:43.285	
6 -	57.010	42.230	1:39.240	79.08	1.320	18:19:22.525	

P10 440 C		Elijah EVERTON		Kawasaki 600 -			
IDEAL LAP TIME : 1:37.684		BEST LAP TIME : 1:37.684		DIFFERENCE : 0.000			
LAP	SECTOR 1	SECTOR 2	LAP TIME	MPH	DIFF	TIME OF DAY	
1 -		41.912	1:46.909	73.40	9.225	18:11:13.015	
2 -	56.815	41.677	1:38.492 (3)	79.68	0.808	18:12:51.507	
3 -	56.287	41.397	1:37.684 (1)	80.34		18:14:29.191	
4 -	56.737	41.627	1:38.364 (2)	79.78	0.680	18:16:07.555	
5 -	56.945	41.865	1:38.810	79.42	1.126	18:17:46.365	
6 -	57.361	41.871	1:39.232	79.08	1.548	18:19:25.597	

P11 87		Keith POVAH		Yamaha R6 - @crap.sack give us a follow!			
IDEAL LAP TIME : 1:38.020		BEST LAP TIME : 1:38.020		DIFFERENCE : 0.000			
LAP	SECTOR 1	SECTOR 2	LAP TIME	MPH	DIFF	TIME OF DAY	
1 -		42.001	1:46.834	73.45	8.814	18:11:12.940	
2 -	57.515	41.715	1:39.230	79.08	1.210	18:12:52.170	
3 -	57.380	41.758	1:39.138	79.16	1.118	18:14:31.308	
4 -	57.416	41.189	1:38.605 (2)	79.59	0.585	18:16:09.913	
5 -	56.880	41.140	1:38.020 (1)	80.06		18:17:47.933	
6 -	57.025	41.840	1:38.865 (3)	79.38	0.845	18:19:26.798	

P12 91 C		Sam HIRST		Kawasaki ZX636 - Team Valley Racing			
IDEAL LAP TIME : 1:36.964		BEST LAP TIME : 1:37.610		DIFFERENCE : 0.646			
LAP	SECTOR 1	SECTOR 2	LAP TIME	MPH	DIFF	TIME OF DAY	
1 -		42.758	1:48.698	72.20	11.088	18:11:14.804	
2 -	56.860	41.416	1:38.276 (2)	79.85	0.666	18:12:53.080	
3 -	56.801	41.664	1:38.465 (3)	79.70	0.855	18:14:31.545	
4 -	56.903	40.707	1:37.610 (1)	80.40		18:16:09.155	
5 -	56.257	42.253	1:38.510	79.66	0.900	18:17:47.665	
6 -	56.992	42.432	1:39.424	78.93	1.814	18:19:27.089	

BMCRC - MRO Championships 2023 - Rnd 5 @ Cadwell Park

DART Motorsport MRO 600 inc Clubman 600 & GP2/EVO Class

RACE 21 - SECTOR ANALYSIS



SECTOR 1 = FL to I1, SECTOR 2 = I1 to FL, DIFF = Difference To Personal Best Lap, P = Crossed Finish Line in Pit Lane, D = Time Disallowed

P13 14 C		Jack MUIR		Kawasaki ZX636 -		
IDEAL LAP TIME : 1:38.296		BEST LAP TIME : 1:38.417		DIFFERENCE : 0.121		
LAP	SECTOR 1	SECTOR 2	LAP TIME	MPH	DIFF	TIME OF DAY
1 -		41.859	1:45.750	74.21	7.333	18:11:11.856
2 -	57.044	41.804	1:38.848 (3)	79.39	0.431	18:12:50.704
3 -	56.805	41.612	1:38.417 (1)	79.74		18:14:29.121
4 -	57.224	41.491	1:38.715 (2)	79.50	0.298	18:16:07.836
5 -	57.237	41.739	1:38.976	79.29	0.559	18:17:46.812
6 -	57.530	43.087	1:40.617	77.99	2.200	18:19:27.429

P14 44 C		Sam GREEN		Yamaha R6 -		
IDEAL LAP TIME : 1:38.253		BEST LAP TIME : 1:38.253		DIFFERENCE : 0.000		
LAP	SECTOR 1	SECTOR 2	LAP TIME	MPH	DIFF	TIME OF DAY
1 -		42.945	1:49.817	71.46	11.564	18:11:15.923
2 -	57.422	41.763	1:39.185	79.12	0.932	18:12:55.108
3 -	57.323	41.508	1:38.831 (2)	79.40	0.578	18:14:33.939
4 -	57.010	41.243	1:38.253 (1)	79.87		18:16:12.192
5 -	57.563	41.605	1:39.168 (3)	79.13	0.915	18:17:51.360
6 -	57.910	42.513	1:40.423	78.15	2.170	18:19:31.783

P15 18 EVO		Daniel GOOD		Triumph STREET TRIPLE - Quality Fast Facades		
IDEAL LAP TIME : 1:38.089		BEST LAP TIME : 1:38.089		DIFFERENCE : 0.000		
LAP	SECTOR 1	SECTOR 2	LAP TIME	MPH	DIFF	TIME OF DAY
1 -		42.948	1:48.309	72.45	10.220	18:11:14.415
2 -	57.081	42.605	1:39.686	78.72	1.597	18:12:54.101
3 -	58.999	42.708	1:41.707	77.16	3.618	18:14:35.808
4 -	57.518	42.019	1:39.537 (3)	78.84	1.448	18:16:15.345
5 -	56.902	41.771	1:38.673 (2)	79.53	0.584	18:17:54.018
6 -	56.751	41.338	1:38.089 (1)	80.00		18:19:32.107

P16 31		Dylan MELLOR		Kawasaki ZX6-R - BDS Motorcycles		
IDEAL LAP TIME : 1:38.571		BEST LAP TIME : 1:38.950		DIFFERENCE : 0.379		
LAP	SECTOR 1	SECTOR 2	LAP TIME	MPH	DIFF	TIME OF DAY
1 -		43.130	1:50.792	70.83	11.842	18:11:16.898
2 -	57.844	41.703	1:39.547	78.83	0.597	18:12:56.445
3 -	57.907	41.988	1:39.895	78.56	0.945	18:14:36.340
4 -	57.180	41.926	1:39.106 (3)	79.18	0.156	18:16:15.446
5 -	57.467	41.483	1:38.950 (1)	79.31		18:17:54.396
6 -	57.654	41.391	1:39.045 (2)	79.23	0.095	18:19:33.441

P17 888 C		Brandon WRIGHT		Yamaha R6 - 888 Vapour		
IDEAL LAP TIME : 1:38.508		BEST LAP TIME : 1:38.518		DIFFERENCE : 0.010		
LAP	SECTOR 1	SECTOR 2	LAP TIME	MPH	DIFF	TIME OF DAY
1 -		42.848	1:50.352	71.11	11.834	18:11:16.458
2 -	58.490	43.592	1:42.082	76.88	3.564	18:12:58.540
3 -	57.130	41.766	1:38.896 (2)	79.35	0.378	18:14:37.436
4 -	57.716	41.889	1:39.605	78.79	1.087	18:16:17.041
5 -	57.049	42.023	1:39.072 (3)	79.21	0.554	18:17:56.113
6 -	56.742	41.776	1:38.518 (1)	79.66		18:19:34.631

P18 95		Grant ROBERTSON		Yamaha R6 - Westcountry Windings		
IDEAL LAP TIME : 1:39.642		BEST LAP TIME : 1:39.659		DIFFERENCE : 0.017		
LAP	SECTOR 1	SECTOR 2	LAP TIME	MPH	DIFF	TIME OF DAY
1 -		42.997	1:48.632	72.24	8.973	18:11:14.738
2 -	57.689	42.735	1:40.424 (3)	78.14	0.765	18:12:55.162
3 -	58.650	42.632	1:41.282	77.48	1.623	18:14:36.444
4 -	57.705	41.954	1:39.659 (1)	78.74		18:16:16.103
5 -	57.688	42.253	1:39.941 (2)	78.52	0.282	18:17:56.044
6 -	58.359	42.881	1:41.240	77.51	1.581	18:19:37.284

BMCRC - MRO Championships 2023 - Rnd 5 @ Cadwell Park

DART Motorsport MRO 600 inc Clubman 600 & GP2/EVO Class

RACE 21 - SECTOR ANALYSIS



SECTOR 1 = FL to I1, SECTOR 2 = I1 to FL, DIFF = Difference To Personal Best Lap, P = Crossed Finish Line in Pit Lane, D = Time Disallowed

P19		5		Stuart REECE		Kawasaki ZX-6R - Sheffield Precision	
IDEAL LAP TIME : 1:39.792		BEST LAP TIME : 1:39.792		DIFFERENCE : 0.000			
LAP	SECTOR 1	SECTOR 2	LAP TIME	MPH	DIFF	TIME OF DAY	
1 -		42.610	1:49.211	71.86	9.419	18:11:15.317	
2 -	58.651	42.083	1:40.734 (3)	77.90	0.942	18:12:56.051	
3 -	58.284	42.658	1:40.942	77.74	1.150	18:14:36.993	
4 -	57.976	41.816	1:39.792 (1)	78.64		18:16:16.785	
5 -	58.593	42.283	1:40.876	77.79	1.084	18:17:57.661	
6 -	58.093	42.509	1:40.602 (2)	78.01	0.810	18:19:38.263	

P20		29 C		Michael SHEPPHARD		Kawasaki ZX6R - RTR Performance, KRS Solutions	
IDEAL LAP TIME : 1:39.679		BEST LAP TIME : 1:39.679		DIFFERENCE : 0.000			
LAP	SECTOR 1	SECTOR 2	LAP TIME	MPH	DIFF	TIME OF DAY	
1 -		42.941	1:50.098	71.28	10.419	18:11:16.204	
2 -	58.410	43.333	1:41.743	77.13	2.064	18:12:57.947	
3 -	58.242	42.312	1:40.554	78.04	0.875	18:14:38.501	
4 -	57.675	42.004	1:39.679 (1)	78.73		18:16:18.180	
5 -	58.204	42.009	1:40.213 (3)	78.31	0.534	18:17:58.393	
6 -	57.750	42.175	1:39.925 (2)	78.53	0.246	18:19:38.318	

P21		72		Nick BARNES		Yamaha R6 - Park Electric	
IDEAL LAP TIME : 1:39.401		BEST LAP TIME : 1:39.536		DIFFERENCE : 0.135			
LAP	SECTOR 1	SECTOR 2	LAP TIME	MPH	DIFF	TIME OF DAY	
1 -		43.061	1:51.823	70.18	12.287	18:11:17.929	
2 -	59.047	42.389	1:41.436	77.36	1.900	18:12:59.365	
3 -	57.794	41.861	1:39.655 (2)	78.75	0.119	18:14:39.020	
4 -	57.573	41.963	1:39.536 (1)	78.84		18:16:18.556	
5 -	58.264	41.828	1:40.092	78.40	0.556	18:17:58.648	
6 -	57.801	42.098	1:39.899 (3)	78.56	0.363	18:19:38.547	

P22		35		Kai DICKINSON		Kawasaki ZX636 -	
IDEAL LAP TIME : 1:39.730		BEST LAP TIME : 1:39.824		DIFFERENCE : 0.094			
LAP	SECTOR 1	SECTOR 2	LAP TIME	MPH	DIFF	TIME OF DAY	
1 -		43.298	1:52.606	69.69	12.782	18:11:18.712	
2 -	59.055	42.951	1:42.006	76.93	2.182	18:13:00.718	
3 -	59.476	42.967	1:42.443	76.60	2.619	18:14:43.161	
4 -	59.183	42.268	1:41.451 (3)	77.35	1.627	18:16:24.612	
5 -	57.908	41.916	1:39.824 (1)	78.61		18:18:04.436	
6 -	57.814	42.138	1:39.952 (2)	78.51	0.128	18:19:44.388	

P23		212		Matt PALLETT		Kawasaki ZX6R - BDA Chartered Architects	
IDEAL LAP TIME : 1:40.790		BEST LAP TIME : 1:40.854		DIFFERENCE : 0.064			
LAP	SECTOR 1	SECTOR 2	LAP TIME	MPH	DIFF	TIME OF DAY	
1 -		43.281	1:51.488	70.39	10.634	18:11:17.594	
2 -	58.880	42.646	1:41.526	77.30	0.672	18:12:59.120	
3 -	58.953	42.413	1:41.366 (3)	77.42	0.512	18:14:40.486	
4 -	58.575	42.279	1:40.854 (1)	77.81		18:16:21.340	
5 -	59.001	42.215	1:41.216 (2)	77.53	0.362	18:18:02.556	
6 -	58.958	42.953	1:41.911	77.00	1.057	18:19:44.467	

P24		22 C		Toby TRUNDLE		Yamaha R6 - Harris Motorcycles / A. Harland Race Services	
IDEAL LAP TIME : 1:40.202		BEST LAP TIME : 1:40.337		DIFFERENCE : 0.135			
LAP	SECTOR 1	SECTOR 2	LAP TIME	MPH	DIFF	TIME OF DAY	
1 -		43.025	1:52.150	69.97	11.813	18:11:18.256	
2 -	59.155	42.822	1:41.977 (3)	76.95	1.640	18:13:00.233	
3 -	59.820	42.570	1:42.390	76.64	2.053	18:14:42.623	
4 -	1:00.181	42.833	1:43.014	76.18	2.677	18:16:25.637	
5 -	58.201	42.136	1:40.337 (1)	78.21		18:18:05.974	
6 -	58.066	42.419	1:40.485 (2)	78.10	0.148	18:19:46.459	

BMCRC - MRO Championships 2023 - Rnd 5 @ Cadwell Park

DART Motorsport MRO 600 inc Clubman 600 & GP2/EVO Class

RACE 21 - SECTOR ANALYSIS



SECTOR 1 = FL to I1, SECTOR 2 = I1 to FL, DIFF = Difference To Personal Best Lap, P = Crossed Finish Line in Pit Lane, D = Time Disallowed

P25 168 C		Aaron DALRYMPLE		Yamaha R6 -		
IDEAL LAP TIME : 1:40.096		BEST LAP TIME : 1:40.096		DIFFERENCE : 0.000		
LAP	SECTOR 1	SECTOR 2	LAP TIME	MPH	DIFF	TIME OF DAY
1 -		43.620	1:53.238	69.30	13.142	18:11:19.344
2 -	58.968	43.029	1:41.997 (2)	76.94	1.901	18:13:01.341
3 -	59.517	42.770	1:42.287	76.72	2.191	18:14:43.628
4 -	59.456	43.362	1:42.818	76.32	2.722	18:16:26.446
5 -	58.687	43.500	1:42.187 (3)	76.80	2.091	18:18:08.633
6 -	57.856	42.240	1:40.096 (1)	78.40		18:19:48.729

P26 167		Neil MORRIS		Honda CBR 600 -		
IDEAL LAP TIME : 1:42.155		BEST LAP TIME : 1:42.325		DIFFERENCE : 0.170		
LAP	SECTOR 1	SECTOR 2	LAP TIME	MPH	DIFF	TIME OF DAY
1 -		43.280	1:51.718	70.24	9.393	18:11:17.824
2 -	59.424	42.901	1:42.325 (1)	76.69		18:13:00.149
3 -	59.578	42.842	1:42.420 (2)	76.62	0.095	18:14:42.569
4 -	59.557	43.441	1:42.998	76.19	0.673	18:16:25.567
5 -	59.313	43.418	1:42.731 (3)	76.39	0.406	18:18:08.298
6 -	59.695	43.398	1:43.093	76.12	0.768	18:19:51.391

P27 33 C		Adam PERKS		Triumph DAYTONA 675 - J&K Ross		
IDEAL LAP TIME : 1:41.817		BEST LAP TIME : 1:42.033		DIFFERENCE : 0.216		
LAP	SECTOR 1	SECTOR 2	LAP TIME	MPH	DIFF	TIME OF DAY
1 -		43.076	1:57.235	66.94	15.202	18:11:23.341
2 -	1:00.158	42.727	1:42.885	76.27	0.852	18:13:06.226
3 -	1:01.493	42.532	1:44.025	75.44	1.992	18:14:50.251
4 -	59.414	42.717	1:42.131 (2)	76.84	0.098	18:16:32.382
5 -	59.496	42.749	1:42.245 (3)	76.75	0.212	18:18:14.627
6 -	59.285	42.748	1:42.033 (1)	76.91		18:19:56.660

P28 129 C		David JAMES		Yamaha R6 -		
IDEAL LAP TIME : 1:44.359		BEST LAP TIME : 1:44.359		DIFFERENCE : 0.000		
LAP	SECTOR 1	SECTOR 2	LAP TIME	MPH	DIFF	TIME OF DAY
1 -		43.935	1:54.090	68.78	9.731	18:11:20.196
2 -	1:01.130	44.144	1:45.274 (2)	74.54	0.915	18:13:05.470
3 -	1:02.013	44.107	1:46.120	73.95	1.761	18:14:51.590
4 -	1:00.866	43.493	1:44.359 (1)	75.20		18:16:35.949
5 -	1:01.241	44.111	1:45.352 (3)	74.49	0.993	18:18:21.301
6 -	1:01.687	44.014	1:45.701	74.24	1.342	18:20:07.002

P29 27 C		Timothy PETTS		Triumph DAYTONA 675 - Norfolk Triumph Racing Team		
IDEAL LAP TIME : 1:48.804		BEST LAP TIME : 1:48.956		DIFFERENCE : 0.152		
LAP	SECTOR 1	SECTOR 2	LAP TIME	MPH	DIFF	TIME OF DAY
1 -		45.764	1:56.773	67.20	7.817	18:11:22.879
2 -	1:03.654	45.323	1:48.977 (2)	72.01	0.021	18:13:11.856
3 -	1:03.504	45.452	1:48.956 (1)	72.02		18:15:00.812
4 -	1:03.481	45.819	1:49.300 (3)	71.80	0.344	18:16:50.112
5 -	1:04.578	46.650	1:51.228	70.55	2.272	18:18:41.340
6 -	1:06.505	47.198	1:53.703	69.02	4.747	18:20:35.043

P30 47		Fenton SEABRIGHT		Yamaha R6 - Fhs racing		
IDEAL LAP TIME : 1:32.721		BEST LAP TIME : 1:32.776		DIFFERENCE : 0.055		
LAP	SECTOR 1	SECTOR 2	LAP TIME	MPH	DIFF	TIME OF DAY
1 -		39.280	1:39.598	78.79	6.822	18:11:05.704
2 -	53.831	39.077	1:32.908 (3)	84.47	0.132	18:12:38.612
3 -	53.783	38.999	1:32.782 (2)	84.58	0.006	18:14:11.394
4 -	53.838	38.938	1:32.776 (1)	84.59		18:15:44.170
5 -	54.144	39.044	1:33.188	84.21	0.412	18:17:17.358

BMCRC - MRO Championships 2023 - Rnd 5 @ Cadwell Park

DART Motorsport MRO 600 inc Clubman 600 & GP2/EVO Class

RACE 21 - BEST SECTORS

SECTOR 1			SECTOR 2			IDEAL / BEST COMPARISON						
POS	NO	NAME	TIME	NO	NAME	TIME	POS	NO	NAME	IDEAL	BEST	DIFF
									PERFECT LAP	1:32.169		
1	7	ROSE	53.504	8	HALL	38.665	1	8	HALL	1:32.287	1:32.539	0.252
2	8	HALL	53.622	47	SEABRIGHT	38.938	2	7	ROSE	1:32.495	1:32.644	0.149
3	47	SEABRIGHT	53.783	52	DIXON	38.968	3	47	SEABRIGHT	1:32.721	1:32.776	0.055
4	52	DIXON	54.381	7	ROSE	38.991	4	52	DIXON	1:33.349	1:33.438	0.089
5	80	CREASEY	54.988	51	CLARKE	39.568	5	30	MELLOR	1:35.053	1:35.053	0.000
6	36	FOWLE	55.205	30	MELLOR	39.652	6	80	CREASEY	1:35.331	1:35.331	0.000
7	30	MELLOR	55.401	40	ROSS	39.861	7	40	ROSS	1:35.346	1:35.402	0.056
8	40	ROSS	55.485	36	FOWLE	40.161	8	36	FOWLE	1:35.366	1:35.398	0.032
9	51	CLARKE	55.947	80	CREASEY	40.343	9	51	CLARKE	1:35.515	1:35.515	0.000
10	91	HIRST	56.257	91	HIRST	40.707	10	91	HIRST	1:36.964	1:37.610	0.646
11	440	EVERTON	56.287	87	POVAH	41.140	11	37	LATHAM	1:37.649	1:37.920	0.271
12	37	LATHAM	56.358	44	GREEN	41.243	12	440	EVERTON	1:37.684	1:37.684	0.000
13	888	WRIGHT	56.742	37	LATHAM	41.291	13	87	POVAH	1:38.020	1:38.020	0.000
14	18	GOOD	56.751	18	GOOD	41.338	14	18	GOOD	1:38.089	1:38.089	0.000
15	14	MUIR	56.805	31	MELLOR	41.391	15	44	GREEN	1:38.253	1:38.253	0.000
16	87	POVAH	56.880	440	EVERTON	41.397	16	14	MUIR	1:38.296	1:38.417	0.121
17	44	GREEN	57.010	14	MUIR	41.491	17	888	WRIGHT	1:38.508	1:38.518	0.010
18	31	MELLOR	57.180	888	WRIGHT	41.766	18	31	MELLOR	1:38.571	1:38.950	0.379
19	72	BARNES	57.573	5	REECE	41.816	19	72	BARNES	1:39.401	1:39.536	0.135
20	29	SHEPPHARD	57.675	72	BARNES	41.828	20	95	ROBERTSON	1:39.642	1:39.659	0.017
21	95	ROBERTSON	57.688	35	DICKINSON	41.916	21	29	SHEPPHARD	1:39.679	1:39.679	0.000
22	35	DICKINSON	57.814	95	ROBERTSON	41.954	22	35	DICKINSON	1:39.730	1:39.824	0.094
23	168	DALRYMPLE	57.856	29	SHEPPHARD	42.004	23	5	REECE	1:39.792	1:39.792	0.000
24	5	REECE	57.976	22	TRUNDLE	42.136	24	168	DALRYMPLE	1:40.096	1:40.096	0.000
25	22	TRUNDLE	58.066	212	PALLET	42.215	25	22	TRUNDLE	1:40.202	1:40.337	0.135
26	212	PALLET	58.575	168	DALRYMPLE	42.240	26	212	PALLET	1:40.790	1:40.854	0.064
27	33	PERKS	59.285	33	PERKS	42.532	27	33	PERKS	1:41.817	1:42.033	0.216
28	167	MORRIS	59.313	167	MORRIS	42.842	28	167	MORRIS	1:42.155	1:42.325	0.170
29	129	JAMES	1:00.866	129	JAMES	43.493	29	129	JAMES	1:44.359	1:44.359	0.000
30	27	PETTS	1:03.481	27	PETTS	45.323	30	27	PETTS	1:48.804	1:48.956	0.152

BMCRC - MRO Championships 2023 - Rnd 5 @ Cadwell Park
DART Motorsport MRO 600 inc Clubman 600 & GP2/EVO Class
RACE 21 - STATISTICS

Competitors Started 30
Planned Start 2023-07-01 @ 18:15:00.000
Actual Start 2023-07-01 @ 18:09:26.105
Finish Time 2023-07-01 @ 18:18:46.122
Track Length 2.1800mi.
Total Laps 179
Total Distance Covered 390.2233mi.

Session Fastest Lap History

NO	CL	NAME	LAP TIME	TIME OF DAY	LAP	VEHICLE
8		Cameron HALL	1:32.815	18:12:35.911	2	Kawasaki ZX636
8		Cameron HALL	1:32.567	18:14:08.477	3	Kawasaki ZX636
8		Cameron HALL	1:32.562	18:17:13.608	5	Kawasaki ZX636
8		Cameron HALL	1:32.539	18:18:46.147	6	Kawasaki ZX636

Session Leader History

NO	CL	NAME	FROM LAP	LAPS LED	DISTANCE	VEHICLE
8		Cameron HALL	1	6	13.08 miles	Kawasaki ZX636

Flag History

TYPE	TIME OF DAY
GREEN	18:09:26.105
FINISH	18:18:46.122

Flag Statistics

TYPE	COUNT	TOTAL LAPS	TOTAL TIME
Green	1	6	11:11.552
Red	0	0	0.000
Safety Car	0	0	0.000
FCY	0	0	0.000

BMCRC - MRO Championships 2023 - Rnd 5 @ Cadwell Park
DART Motorsport MRO 600 inc Clubman 600 & GP2/EVO Class
RACE 21 - STATISTICS

CLASS :

16 Starters

Fastest Lap History

NO	NAME	LAP TIME	TIME OF DAY	LAP	VEHICLE
8	Cameron HALL	1:32.815	18:12:35.911	2	Kawasaki ZX636
8	Cameron HALL	1:32.567	18:14:08.477	3	Kawasaki ZX636
8	Cameron HALL	1:32.562	18:17:13.608	5	Kawasaki ZX636
8	Cameron HALL	1:32.539	18:18:46.147	6	Kawasaki ZX636

Leader History

NO	NAME	FROM LAP	LAPS LED	DISTANCE	VEHICLE
8	Cameron HALL	1	6	13.08 miles	Kawasaki ZX636

BMCRC - MRO Championships 2023 - Rnd 5 @ Cadwell Park
DART Motorsport MRO 600 inc Clubman 600 & GP2/EVO Class
RACE 21 - STATISTICS

CLASS : C

12 Starters

Fastest Lap History

NO	NAME	LAP TIME	TIME OF DAY	LAP	VEHICLE
40	Henry ROSS	1:35.402	18:12:43.319	2	Yamaha R6

Leader History

NO	NAME	FROM LAP	LAPS LED	DISTANCE	VEHICLE
40	Henry ROSS	1	6	13.08 miles	Yamaha R6

BMCRC - MRO Championships 2023 - Rnd 5 @ Cadwell Park
DART Motorsport MRO 600 inc Clubman 600 & GP2/EVO Class
RACE 21 - STATISTICS

CLASS : EVO

2 Starters

Fastest Lap History

NO	NAME	LAP TIME	TIME OF DAY	LAP	VEHICLE
30	Owen MELLOR	1:35.798	18:12:44.094	2	Moto 2
30	Owen MELLOR	1:35.053	18:15:55.339	4	Moto 2

Leader History

NO	NAME	FROM LAP	LAPS LED	DISTANCE	VEHICLE
30	Owen MELLOR	1	6	13.08 miles	Moto 2

RACE 11 - GRID (8 Laps)

ROW 11	31	661	Cameron HARRIS	32	69	Simon WHALL	33	
ROW 10	28	167	Neil MORRIS	29	129	David JAMES	30	27 Timothy PETTS 1:48.956
ROW 9	25	22	Toby TRUNDLE	26	212	Matt PALLETT	27	33 Adam PERKS 1:42.033
ROW 8	22	5	Stuart REECE	23	35	Kai DICKINSON	24	168 Aaron DALRYMPLE 1:40.096
ROW 7	19	72	Nick BARNES	20	95	Grant ROBERTSON	21	29 Michael SHEPPHARD 1:39.679
ROW 6	16	14	Jack MUIR	17	888	Brandon WRIGHT	18	31 Dylan MELLOR 1:38.950
ROW 5	13	87	Keith POVAH	14	18	Daniel GOOD	15	44 Sam GREEN 1:38.253
ROW 4	10	91	Sam HIRST	11	440	Elijah EVERTON	12	37 Alex LATHAM 1:37.920
ROW 3	7	36	Harry FOWLE	8	40	Henry ROSS	9	51 Ross CLARKE 1:35.515
ROW 2	4	52	Kam DIXON	5	30	Owen MELLOR	6	80 Morgan CREASEY 1:35.331
ROW 1	1	8	Cameron HALL	2	7	Taylor ROSE	3	47 Fenton SEABRIGHT 1:32.776
Pole								

Cadwell Park: 2.1800 miles

These results are provisional until the conclusion of any judicial and technical matters.

Clerk Of Course :	Stewards :	Timekeeper : <i>Craig Smith</i>
-------------------	------------	------------------------------------

Results can be found at www.tsl-timing.com

Printed - 18:22 Saturday, 01 July 2023



BMCRC - MRO Championships 2023 - Rnd 5 @ Cadwell Park



DART Motorsport MRO 600 inc Clubman 600 & GP2/EVO Class

RACE 11 - CLASSIFICATION

POS	NO	CL	PIC NAME	ENTRY	LAPS	TIME	GAP	DIFF	MPH	BEST	ON
1	8		1 Cameron HALL	Kawasaki ZX636 - Nationwide Electrical/Triple M Ve	10	15:27.730			84.59	1:31.481	2
2	47		2 Fenton SEABRIGHT	Yamaha R6 - Fhs racing	10	15:30.666	2.936	2.936	84.32	1:32.185	2
3	52		3 Kam DIXON	Kawasaki ZX636 - Delicious Race Wear	10	15:38.331	10.601	7.665	83.63	1:32.445	5
4	7		4 Taylor ROSE	Yamaha R6 - Verkada	10	15:38.767	11.037	0.436	83.59	1:32.826	6
5	51		5 Ross CLARKE	Kawasaki ZX600RR - RC Farriery Racing	10	15:58.814	31.084	20.047	81.85	1:34.753	6
6	36		6 Harry FOWLE	Yamaha R6 - HF Refinishing Racing	10	16:00.835	33.105	2.021	81.67	1:34.949	4
7	40	C	1 Henry ROSS	Yamaha R6 -	9	14:34.111	1 Lap	1 Lap	80.80	1:34.675	5
8	80		7 Morgan CREASEY	Yamaha R6 - Warics Ltd	9	14:36.812	1 Lap	2.701	80.55	1:35.913	3
9	87		8 Keith POVAH	Yamaha R6 - @crap.sack give us a follow!	9	14:49.510	1 Lap	12.698	79.40	1:36.596	7
10	888	C	2 Brandon WRIGHT	Yamaha R6 - 888 Vapour	9	14:57.737	1 Lap	8.227	78.67	1:36.958	9
11	91	C	3 Sam HIRST	Kawasaki ZX636 - Team Valley Racing	9	14:59.315	1 Lap	1.578	78.54	1:38.496	5
12	14	C	4 Jack MUIR	Kawasaki ZX636 -	9	14:59.805	1 Lap	0.490	78.49	1:38.259	5
13	440	C	5 Elijah EVERTON	Kawasaki 600 -	9	15:02.089	1 Lap	2.284	78.29	1:38.211	2
14	72		9 Nick BARNES	Yamaha R6 - Park Electric	9	15:02.287	1 Lap	0.198	78.28	1:38.175	5
15	95		10 Grant ROBERTSON	Yamaha R6 - Westcountry Windings	9	15:02.720	1 Lap	0.433	78.24	1:38.157	6
16	37		11 Alex LATHAM	Kawasaki ZX6R - BR-8 / McCrash Racing	9	15:03.175	1 Lap	0.455	78.20	1:37.826	5
17	5		12 Stuart REECE	Kawasaki ZX-6R - Sheffield Precision	9	15:05.372	1 Lap	2.197	78.01	1:38.653	5
18	29	C	6 Michael SHEPPHARD	Kawasaki ZX6R - RTR Performance, KRS Solutions	9	15:13.620	1 Lap	8.248	77.31	1:39.202	5
19	44	C	7 Sam GREEN	Yamaha R6 -	9	15:13.681	1 Lap	0.061	77.30	1:38.609	5
20	35		13 Kai DICKINSON	Kawasaki ZX636 -	9	15:13.941	1 Lap	0.260	77.28	1:39.715	9
21	168	C	8 Aaron DALRYMPLE	Yamaha R6 -	9	15:14.966	1 Lap	1.025	77.19	1:39.766	9
22	212		14 Matt PALLETT	Kawasaki ZX6R - BDA Chartered Architects	9	15:15.822	1 Lap	0.856	77.12	1:39.486	8
23	22	C	9 Toby TRUNDLE	Yamaha R6 - Harris Motorcycles / A. Harland Race	9	15:17.755	1 Lap	1.933	76.96	1:39.826	7
24	33	C	10 Adam PERKS	Triumph DAYTONA 675 - J&K Ross	9	15:30.868	1 Lap	13.113	75.87	1:41.004	4
25	167		15 Neil MORRIS	Honda CBR 600 -	9	15:42.127	1 Lap	11.259	74.97	1:42.641	9
26	129	C	11 David JAMES	Yamaha R6 -	8	14:13.554	2 Laps	1 Lap	73.55	1:44.137	2
27	27	C	12 Timothy PETTS	Triumph DAYTONA 675 - Norfolk Triumph Racing T	8	14:43.732	2 Laps	30.178	71.04	1:47.157	5

NOT CLASSIFIED

DNF	31		Dylan MELLOR	Kawasaki ZX6-R - BDS Motorcycles	9	14:44.249	1 Lap	0.000	79.87	1:35.871	9
-----	----	--	--------------	----------------------------------	---	-----------	-------	-------	-------	----------	---

FASTEST LAP

8			Cameron HALL	Kawasaki ZX636 - Nationwide Electrical/Triple M Ve	2	1:31.481			85.78 mph	138.06 kph
40	C		Henry ROSS	Yamaha R6 -	5	1:34.675			82.89 mph	133.40 kph

Class - 92.5% of Race Speed = 78.24 mph
 Class C - 92.5% of Race Speed = 74.74 mph

Red Flag (end of session): 15:35

Weather / Track : Cloudy / Dry

These results are provisional until the conclusion of any judicial and technical matters.

Race Distance: 10 Laps / 21.80 miles

Cadwell Park: 2.1800 miles

Date: 02/07/2023 Start: 15:19 Finish: 15:34

Clerk Of Course :	Stewards :	Timekeeper : <i>Craig Smith</i>
-------------------	------------	------------------------------------

Results can be found at www.tsl-timing.com

Printed - 15:40 Sunday, 02 July 2023



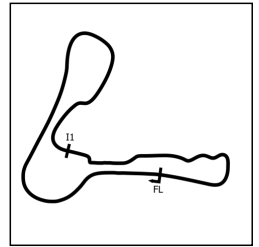
BMCRC - MRO Championships 2023 - Rnd 5 @ Cadwell Park

DART Motorsport MRO 600 inc Clubman 600 & GP2/EVO Class

RACE 11 - POSITION CHART

No	Name	Lap												
		Pos	1	2	3	4	5	6	7	8	9	10		
8	HALL	1	8	8	8	8	8	8	8	8	8	8	8	8
7	ROSE	2	7	47	47	47	47	47	47	47	47	47	47	47
47	SEABRIGHT	3	47	52	52	52	52	52	52	52	52	52	52	52
52	DIXON	4	52	7	7	7	7	7	7	7	7	7	7	7
80	CREASEY	5	80	36	36	36	36	36	36	40	51	51	51	51
36	FOWLE	6	36	80	40	40	40	40	40	36	36	36	36	36
40	ROSS	7	40	40	80	51	51	51	51	51	40	40	40	40
51	CLARKE	8	51	51	51	80	80	80	80	80	80	80	80	80
91	HIRST	9	440	440	440	440	440	31	31	31	31	31	31	31
440	EVERTON	10	44	44	87	31	87	87	87	87	87	87	87	87
37	LATHAM	11	87	87	44	87	31	440	440	440	888	888	888	888
87	POVAH	12	31	91	31	14	14	14	14	14	14	91	91	91
44	GREEN	13	91	31	14	44	44	44	888	91	14	14	14	14
14	MUIR	14	14	14	91	91	91	888	91	888	440	440	440	440
888	WRIGHT	15	888	888	888	888	888	91	72	72	72	72	72	72
31	MELLOR	16	72	72	72	72	72	72	95	95	95	95	95	95
72	BARNES	17	95	95	95	95	95	95	37	37	37	37	37	37
95	ROBERTSON	18	5	5	5	5	5	5	5	5	5	5	5	5
29	SHEPPHARD	19	35	37	37	37	37	37	37	44	44	29	29	29
5	REECE	20	37	168	168	168	168	168	168	35	29	44	44	44
35	DICKINSON	21	212	35	35	35	35	35	35	29	35	35	35	35
168	DALRYMPLE	22	168	212	212	212	212	29	29	168	168	168	168	168
22	TRUNDLE	23	29	29	29	29	212	212	212	212	212	212	212	212
212	PALLET	24	33	22	22	22	22	22	22	22	22	22	22	22
33	PERKS	25	22	33	33	33	33	33	33	33	33	33	33	33
167	MORRIS	26	167	167	167	167	167	167	167	167	167	167	167	167
129	JAMES	27	129	129	129	129	129	129	129	129	129	129	129	129
27	PETTS	28	27	27	27	27	27	27	27	27	27	27	27	27

BMCRC - MRO Championships 2023 - Rnd 5 @ Cadwell Park
DART Motorsport MRO 600 inc Clubman 600 & GP2/EVO Class
RACE 11 - SECTOR ANALYSIS



SECTOR 1 = FL to I1, SECTOR 2 = I1 to FL, DIFF = Difference To Personal Best Lap, P = Crossed Finish Line in Pit Lane, D = Time Disallowed

P1 8		Cameron HALL		Kawasaki ZX636 - Nationwide Electrical/Triple M Vehicle Sales		
IDEAL LAP TIME : 1:31.432		BEST LAP TIME : 1:31.481		DIFFERENCE : 0.049		
LAP	SECTOR 1	SECTOR 2	LAP TIME	MPH	DIFF	TIME OF DAY
1 -		38.473	1:36.477	81.34	4.996	15:21:05.981
2 -	53.166	38.315	1:31.481 (1)	85.78		15:22:37.462
3 -	53.215	38.306	1:31.521 (2)	85.75	0.040	15:24:08.983
4 -	53.322	38.638	1:31.960	85.34	0.479	15:25:40.943
5 -	53.399	38.528	1:31.927	85.37	0.446	15:27:12.870
6 -	53.126	38.790	1:31.916 (3)	85.38	0.435	15:28:44.786
7 -	53.938	38.896	1:32.834	84.53	1.353	15:30:17.620
8 -	54.569	38.816	1:33.385	84.03	1.904	15:31:51.005
9 -	54.250	38.952	1:33.202	84.20	1.721	15:33:24.207
10 -	53.828	39.199	1:33.027	84.36	1.546	15:34:57.234

P2 47		Fenton SEABRIGHT		Yamaha R6 - Fhs racing		
IDEAL LAP TIME : 1:31.914		BEST LAP TIME : 1:32.185		DIFFERENCE : 0.271		
LAP	SECTOR 1	SECTOR 2	LAP TIME	MPH	DIFF	TIME OF DAY
1 -		39.129	1:37.960	80.11	5.775	15:21:07.464
2 -	53.268	38.917	1:32.185 (1)	85.13		15:22:39.649
3 -	53.691	38.646	1:32.337 (3)	84.99	0.152	15:24:11.986
4 -	53.489	38.696	1:32.185 (1)	85.13		15:25:44.171
5 -	53.878	38.814	1:32.692	84.66	0.507	15:27:16.863
6 -	53.691	38.775	1:32.466	84.87	0.281	15:28:49.329
7 -	53.572	38.926	1:32.498	84.84	0.313	15:30:21.827
8 -	53.638	39.016	1:32.654	84.70	0.469	15:31:54.481
9 -	53.714	39.565	1:33.279	84.13	1.094	15:33:27.760
10 -	53.643	38.767	1:32.410	84.92	0.225	15:35:00.170

P3 52		Kam DIXON		Kawasaki ZX636 - Delicious Race Wear		
IDEAL LAP TIME : 1:32.312		BEST LAP TIME : 1:32.445		DIFFERENCE : 0.133		
LAP	SECTOR 1	SECTOR 2	LAP TIME	MPH	DIFF	TIME OF DAY
1 -		38.713	1:38.239	79.88	5.794	15:21:07.743
2 -	53.886	39.287	1:33.173	84.23	0.728	15:22:40.916
3 -	53.937	38.859	1:32.796	84.57	0.351	15:24:13.712
4 -	53.729	38.808	1:32.537 (3)	84.81	0.092	15:25:46.249
5 -	53.713	38.732	1:32.445 (1)	84.89		15:27:18.694
6 -	53.923	38.599	1:32.522 (2)	84.82	0.077	15:28:51.216
7 -	53.971	39.562	1:33.533	83.90	1.088	15:30:24.749
8 -	54.593	39.083	1:33.676	83.77	1.231	15:31:58.425
9 -	55.208	39.335	1:34.543	83.01	2.098	15:33:32.968
10 -	55.322	39.545	1:34.867	82.72	2.422	15:35:07.835

P4 7		Taylor ROSE		Yamaha R6 - Verkada		
IDEAL LAP TIME : 1:32.720		BEST LAP TIME : 1:32.826		DIFFERENCE : 0.106		
LAP	SECTOR 1	SECTOR 2	LAP TIME	MPH	DIFF	TIME OF DAY
1 -		39.253	1:37.568	80.43	4.742	15:21:07.072
2 -	53.601	41.084	1:34.685	82.88	1.859	15:22:41.757
3 -	53.777	39.536	1:33.313	84.10	0.487	15:24:15.070
4 -	53.788	39.451	1:33.239 (3)	84.17	0.413	15:25:48.309
5 -	53.978	39.272	1:33.250	84.16	0.424	15:27:21.559
6 -	53.628	39.198	1:32.826 (1)	84.54		15:28:54.385
7 -	53.731	39.119	1:32.850 (2)	84.52	0.024	15:30:27.235
8 -	54.340	39.500	1:33.840	83.63	1.014	15:32:01.075
9 -	54.566	39.266	1:33.832	83.63	1.006	15:33:34.907
10 -	54.006	39.358	1:33.364	84.05	0.538	15:35:08.271

BMCRC - MRO Championships 2023 - Rnd 5 @ Cadwell Park

DART Motorsport MRO 600 inc Clubman 600 & GP2/EVO Class

RACE 11 - SECTOR ANALYSIS



SECTOR 1 = FL to I1, SECTOR 2 = I1 to FL, DIFF = Difference To Personal Best Lap, P = Crossed Finish Line in Pit Lane, D = Time Disallowed

P5 51		Ross CLARKE		Kawasaki ZX600RR - RC Farriery Racing		
IDEAL LAP TIME : 1:34.447		BEST LAP TIME : 1:34.753		DIFFERENCE : 0.306		
LAP	SECTOR 1	SECTOR 2	LAP TIME	MPH	DIFF	TIME OF DAY
1 -		40.476	1:42.767	76.36	8.014	15:21:12.271
2 -	55.731	39.615	1:35.346	82.31	0.593	15:22:47.617
3 -	55.269	40.000	1:35.269	82.37	0.516	15:24:22.886
4 -	55.168	39.594	1:34.762 (2)	82.81	0.009	15:25:57.648
5 -	55.339	39.557	1:34.896	82.70	0.143	15:27:32.544
6 -	54.890	39.863	1:34.753 (1)	82.82		15:29:07.297
7 -	55.406	39.892	1:35.298	82.35	0.545	15:30:42.595
8 -	56.058	39.816	1:35.874	81.85	1.121	15:32:18.469
9 -	55.247	39.614	1:34.861 (3)	82.73	0.108	15:33:53.330
10 -	55.358	39.630	1:34.988	82.62	0.235	15:35:28.318

P6 36		Harry FOWLE		Yamaha R6 - HF Refinishing Racing		
IDEAL LAP TIME : 1:34.836		BEST LAP TIME : 1:34.949		DIFFERENCE : 0.113		
LAP	SECTOR 1	SECTOR 2	LAP TIME	MPH	DIFF	TIME OF DAY
1 -		40.478	1:41.469	77.34	6.520	15:21:10.973
2 -	55.206	39.883	1:35.089 (3)	82.53	0.140	15:22:46.062
3 -	55.109	39.856	1:34.965 (2)	82.64	0.016	15:24:21.027
4 -	54.980	39.969	1:34.949 (1)	82.65		15:25:55.976
5 -	55.098	40.168	1:35.266	82.38	0.317	15:27:31.242
6 -	55.373	40.019	1:35.392	82.27	0.443	15:29:06.634
7 -	55.545	40.026	1:35.571	82.11	0.622	15:30:42.205
8 -	55.728	40.714	1:36.442	81.37	1.493	15:32:18.647
9 -	55.370	40.507	1:35.877	81.85	0.928	15:33:54.524
10 -	55.650	40.165	1:35.815	81.90	0.866	15:35:30.339

P7 40 C		Henry ROSS		Yamaha R6 -		
IDEAL LAP TIME : 1:34.547		BEST LAP TIME : 1:34.675		DIFFERENCE : 0.128		
LAP	SECTOR 1	SECTOR 2	LAP TIME	MPH	DIFF	TIME OF DAY
1 -		40.396	1:41.950	76.97	7.275	15:21:11.454
2 -	55.607	40.047	1:35.654	82.04	0.979	15:22:47.108
3 -	55.048	39.777	1:34.825	82.76	0.150	15:24:21.933
4 -	54.952	39.805	1:34.757 (3)	82.82	0.082	15:25:56.690
5 -	55.046	39.629	1:34.675 (1)	82.89		15:27:31.365
6 -	55.573	39.888	1:35.461	82.21	0.786	15:29:06.826
7 -	54.918	39.786	1:34.704 (2)	82.86	0.029	15:30:41.530
8 -	1:05.864	39.929	1:45.793	74.18	11.118	15:32:27.323
9 -	56.009	40.283	1:36.292	81.50	1.617	15:34:03.615

P8 80		Morgan CREASEY		Yamaha R6 - Warics Ltd		
IDEAL LAP TIME : 1:35.819		BEST LAP TIME : 1:35.913		DIFFERENCE : 0.094		
LAP	SECTOR 1	SECTOR 2	LAP TIME	MPH	DIFF	TIME OF DAY
1 -		40.594	1:41.325	77.45	5.412	15:21:10.829
2 -	55.728	40.338	1:36.066 (2)	81.69	0.153	15:22:46.895
3 -	55.481	40.432	1:35.913 (1)	81.82		15:24:22.808
4 -	55.692	40.523	1:36.215 (3)	81.56	0.302	15:25:59.023
5 -	55.968	40.817	1:36.785	81.08	0.872	15:27:35.808
6 -	56.513	41.180	1:37.693	80.33	1.780	15:29:13.501
7 -	56.445	41.076	1:37.521	80.47	1.608	15:30:51.022
8 -	56.792	40.467	1:37.259	80.69	1.346	15:32:28.281
9 -	56.389	41.646	1:38.035	80.05	2.122	15:34:06.316

BMCRC - MRO Championships 2023 - Rnd 5 @ Cadwell Park

DART Motorsport MRO 600 inc Clubman 600 & GP2/EVO Class

RACE 11 - SECTOR ANALYSIS



SECTOR 1 = FL to I1, SECTOR 2 = I1 to FL, DIFF = Difference To Personal Best Lap, P = Crossed Finish Line in Pit Lane, D = Time Disallowed

P9 87		Keith POVAH		Yamaha R6 - @crap.sack give us a follow!			
IDEAL LAP TIME : 1:36.452		BEST LAP TIME : 1:36.596		DIFFERENCE : 0.144			
LAP	SECTOR 1	SECTOR 2	LAP TIME	MPH	DIFF	TIME OF DAY	
1 -		41.869	1:45.717	74.23	9.121	15:21:15.221	
2 -	57.216	41.925	1:39.141	79.16	2.545	15:22:54.362	
3 -	56.581	41.012	1:37.593	80.41	0.997	15:24:31.955	
4 -	56.701	42.913	1:39.614	78.78	3.018	15:26:11.569	
5 -	56.012	41.602	1:37.614	80.39	1.018	15:27:49.183	
6 -	57.824	41.729	1:39.553	78.83	2.957	15:29:28.736	
7 -	55.779	40.817	1:36.596 (1)	81.24		15:31:05.332	
8 -	56.020	40.673	1:36.693 (2)	81.16	0.097	15:32:42.025	
9 -	56.114	40.875	1:36.989 (3)	80.91	0.393	15:34:19.014	

P10 888 C		Brandon WRIGHT		Yamaha R6 - 888 Vapour			
IDEAL LAP TIME : 1:36.683		BEST LAP TIME : 1:36.958		DIFFERENCE : 0.275			
LAP	SECTOR 1	SECTOR 2	LAP TIME	MPH	DIFF	TIME OF DAY	
1 -		41.870	1:47.108	73.27	10.150	15:21:16.612	
2 -	57.661	41.252	1:38.913	79.34	1.955	15:22:55.525	
3 -	57.318	42.029	1:39.347	78.99	2.389	15:24:34.872	
4 -	57.387	41.377	1:38.764	79.46	1.806	15:26:13.636	
5 -	57.184	41.271	1:38.455 (3)	79.71	1.497	15:27:52.091	
6 -	56.305	41.239	1:37.544 (2)	80.45	0.586	15:29:29.635	
7 -	58.258	41.717	1:39.975	78.50	3.017	15:31:09.610	
8 -	57.996	42.677	1:40.673	77.95	3.715	15:32:50.283	
9 -	56.580	40.378	1:36.958 (1)	80.94		15:34:27.241	

P11 91 C		Sam HIRST		Kawasaki ZX636 - Team Valley Racing			
IDEAL LAP TIME : 1:38.330		BEST LAP TIME : 1:38.496		DIFFERENCE : 0.166			
LAP	SECTOR 1	SECTOR 2	LAP TIME	MPH	DIFF	TIME OF DAY	
1 -		42.260	1:46.543	73.66	8.047	15:21:16.047	
2 -	57.145	41.747	1:38.892	79.35	0.396	15:22:54.939	
3 -	57.711	41.854	1:39.565	78.82	1.069	15:24:34.504	
4 -	57.381	41.595	1:38.976	79.29	0.480	15:26:13.480	
5 -	56.902	41.594	1:38.496 (1)	79.67		15:27:51.976	
6 -	57.011	41.597	1:38.608 (2)	79.58	0.112	15:29:30.584	
7 -	57.664	41.685	1:39.349	78.99	0.853	15:31:09.933	
8 -	57.474	42.794	1:40.268	78.27	1.772	15:32:50.201	
9 -	57.190	41.428	1:38.618 (3)	79.58	0.122	15:34:28.819	

P12 14 C		Jack MUIR		Kawasaki ZX636 -			
IDEAL LAP TIME : 1:37.833		BEST LAP TIME : 1:38.259		DIFFERENCE : 0.426			
LAP	SECTOR 1	SECTOR 2	LAP TIME	MPH	DIFF	TIME OF DAY	
1 -		41.966	1:46.733	73.52	8.474	15:21:16.237	
2 -	57.576	41.343	1:38.919	79.33	0.660	15:22:55.156	
3 -	57.209	41.246	1:38.455 (3)	79.71	0.196	15:24:33.611	
4 -	56.587	41.696	1:38.283 (2)	79.85	0.024	15:26:11.894	
5 -	56.837	41.422	1:38.259 (1)	79.87		15:27:50.153	
6 -	57.074	42.157	1:39.231	79.08	0.972	15:29:29.384	
7 -	57.352	42.809	1:40.161	78.35	1.902	15:31:09.545	
8 -	57.676	42.955	1:40.631	77.98	2.372	15:32:50.176	
9 -	57.583	41.550	1:39.133	79.16	0.874	15:34:29.309	

BMCRC - MRO Championships 2023 - Rnd 5 @ Cadwell Park

DART Motorsport MRO 600 inc Clubman 600 & GP2/EVO Class

RACE 11 - SECTOR ANALYSIS



SECTOR 1 = FL to I1, SECTOR 2 = I1 to FL, DIFF = Difference To Personal Best Lap, P = Crossed Finish Line in Pit Lane, D = Time Disallowed

P13 440 C		Elijah EVERTON		Kawasaki 600 -		
IDEAL LAP TIME : 1:38.211		BEST LAP TIME : 1:38.211		DIFFERENCE : 0.000		
LAP	SECTOR 1	SECTOR 2	LAP TIME	MPH	DIFF	TIME OF DAY
1 -		41.770	1:44.459	75.13	6.248	15:21:13.963
2 -	56.604	41.607	1:38.211 (1)	79.91		15:22:52.174
3 -	57.285	41.774	1:39.059	79.22	0.848	15:24:31.233
4 -	57.189	41.716	1:38.905 (3)	79.34	0.694	15:26:10.138
5 -	56.772	41.929	1:38.701 (2)	79.51	0.490	15:27:48.839
6 -	57.832	42.529	1:40.361	78.19	2.150	15:29:29.200
7 -	57.110	42.794	1:39.904	78.55	1.693	15:31:09.104
8 -	57.866	42.498	1:40.364	78.19	2.153	15:32:49.468
9 -	59.068	43.057	1:42.125	76.84	3.914	15:34:31.593

P14 72		Nick BARNES		Yamaha R6 - Park Electric		
IDEAL LAP TIME : 1:38.075		BEST LAP TIME : 1:38.175		DIFFERENCE : 0.100		
LAP	SECTOR 1	SECTOR 2	LAP TIME	MPH	DIFF	TIME OF DAY
1 -		41.761	1:47.768	72.82	9.593	15:21:17.272
2 -	57.336	41.701	1:39.037	79.24	0.862	15:22:56.309
3 -	57.022	41.883	1:38.905 (3)	79.34	0.730	15:24:35.214
4 -	57.523	41.699	1:39.222	79.09	1.047	15:26:14.436
5 -	56.852	41.323	1:38.175 (1)	79.93		15:27:52.611
6 -	56.752	41.531	1:38.283 (2)	79.85	0.108	15:29:30.894
7 -	57.811	41.479	1:39.290	79.04	1.115	15:31:10.184
8 -	57.723	42.673	1:40.396	78.17	2.221	15:32:50.580
9 -	58.278	42.933	1:41.211	77.54	3.036	15:34:31.791

P15 95		Grant ROBERTSON		Yamaha R6 - Westcountry Windings		
IDEAL LAP TIME : 1:38.017		BEST LAP TIME : 1:38.157		DIFFERENCE : 0.140		
LAP	SECTOR 1	SECTOR 2	LAP TIME	MPH	DIFF	TIME OF DAY
1 -		42.117	1:48.326	72.44	10.169	15:21:17.830
2 -	57.193	42.035	1:39.228	79.09	1.071	15:22:57.058
3 -	56.850	41.840	1:38.690 (3)	79.52	0.533	15:24:35.748
4 -	57.198	41.932	1:39.130	79.16	0.973	15:26:14.878
5 -	57.035	41.507	1:38.542 (2)	79.64	0.385	15:27:53.420
6 -	56.510	41.647	1:38.157 (1)	79.95		15:29:31.577
7 -	57.438	41.801	1:39.239	79.08	1.082	15:31:10.816
8 -	57.423	42.643	1:40.066	78.42	1.909	15:32:50.882
9 -	58.227	43.115	1:41.342	77.44	3.185	15:34:32.224

P16 37		Alex LATHAM		Kawasaki ZX6R - BR-8 / McCrash Racing		
IDEAL LAP TIME : 1:37.761		BEST LAP TIME : 1:37.826		DIFFERENCE : 0.065		
LAP	SECTOR 1	SECTOR 2	LAP TIME	MPH	DIFF	TIME OF DAY
1 -		43.063	1:50.699	70.89	12.873	15:21:20.203
2 -	58.733	42.016	1:40.749	77.89	2.923	15:23:00.952
3 -	57.273	41.585	1:38.858	79.38	1.032	15:24:39.810
4 -	56.919	41.353	1:38.272 (2)	79.86	0.446	15:26:18.082
5 -	56.408	41.418	1:37.826 (1)	80.22		15:27:55.908
6 -	57.078	42.017	1:39.095	79.19	1.269	15:29:35.003
7 -	58.155	42.211	1:40.366	78.19	2.540	15:31:15.369
8 -	56.442	42.314	1:38.756	79.46	0.930	15:32:54.125
9 -	56.778	41.776	1:38.554 (3)	79.63	0.728	15:34:32.679

BMCRC - MRO Championships 2023 - Rnd 5 @ Cadwell Park

DART Motorsport MRO 600 inc Clubman 600 & GP2/EVO Class

RACE 11 - SECTOR ANALYSIS



SECTOR 1 = FL to I1, SECTOR 2 = I1 to FL, DIFF = Difference To Personal Best Lap, P = Crossed Finish Line in Pit Lane, D = Time Disallowed

P17 5		Stuart REECE		Kawasaki ZX-6R - Sheffield Precision		
IDEAL LAP TIME : 1:38.653		BEST LAP TIME : 1:38.653		DIFFERENCE : 0.000		
LAP	SECTOR 1	SECTOR 2	LAP TIME	MPH	DIFF	TIME OF DAY
1 -		42.317	1:49.257	71.83	10.604	15:21:18.761
2 -	57.373	41.849	1:39.222	79.09	0.569	15:22:57.983
3 -	58.065	41.921	1:39.986	78.49	1.333	15:24:37.969
4 -	57.265	41.780	1:39.045 (2)	79.23	0.392	15:26:17.014
5 -	57.107	41.546	1:38.653 (1)	79.55		15:27:55.667
6 -	57.122	42.019	1:39.141 (3)	79.16	0.488	15:29:34.808
7 -	58.098	42.657	1:40.755	77.89	2.102	15:31:15.563
8 -	57.756	41.929	1:39.685	78.72	1.032	15:32:55.248
9 -	57.603	42.025	1:39.628	78.77	0.975	15:34:34.876

P18 29 C		Michael SHEPPHARD		Kawasaki ZX6R - RTR Performance, KRS Solutions		
IDEAL LAP TIME : 1:39.101		BEST LAP TIME : 1:39.202		DIFFERENCE : 0.101		
LAP	SECTOR 1	SECTOR 2	LAP TIME	MPH	DIFF	TIME OF DAY
1 -		43.083	1:51.779	70.21	12.577	15:21:21.283
2 -	58.904	43.181	1:42.085	76.87	2.883	15:23:03.368
3 -	58.528	42.407	1:40.935	77.75	1.733	15:24:44.303
4 -	58.063	42.349	1:40.412	78.15	1.210	15:26:24.715
5 -	57.540	41.662	1:39.202 (1)	79.11		15:28:03.917
6 -	58.418	41.911	1:40.329	78.22	1.127	15:29:44.246
7 -	57.776	41.717	1:39.493 (2)	78.88	0.291	15:31:23.739
8 -	57.895	41.686	1:39.581 (3)	78.81	0.379	15:33:03.320
9 -	57.682	42.122	1:39.804	78.63	0.602	15:34:43.124

P19 44 C		Sam GREEN		Yamaha R6 -		
IDEAL LAP TIME : 1:37.960		BEST LAP TIME : 1:38.609		DIFFERENCE : 0.649		
LAP	SECTOR 1	SECTOR 2	LAP TIME	MPH	DIFF	TIME OF DAY
1 -		41.969	1:45.427	74.44	6.818	15:21:14.931
2 -	57.188	42.041	1:39.229	79.09	0.620	15:22:54.160
3 -	57.729	41.332	1:39.061	79.22	0.452	15:24:33.221
4 -	57.780	41.260	1:39.040 (3)	79.24	0.431	15:26:12.261
5 -	57.121	41.488	1:38.609 (1)	79.58		15:27:50.870
6 -	56.700	41.987	1:38.687 (2)	79.52	0.078	15:29:29.557
7 -	1:08.060	43.524	1:51.584	70.33	12.975	15:31:21.141
8 -	58.982	42.380	1:41.362	77.42	2.753	15:33:02.503
9 -	58.233	42.449	1:40.682	77.94	2.073	15:34:43.185

P20 35		Kai DICKINSON		Kawasaki ZX636 -		
IDEAL LAP TIME : 1:39.378		BEST LAP TIME : 1:39.715		DIFFERENCE : 0.337		
LAP	SECTOR 1	SECTOR 2	LAP TIME	MPH	DIFF	TIME OF DAY
1 -		43.040	1:50.438	71.06	10.723	15:21:19.942
2 -	58.699	43.947	1:42.646	76.45	2.931	15:23:02.588
3 -	58.495	42.164	1:40.659	77.96	0.944	15:24:43.247
4 -	58.100	42.137	1:40.237	78.29	0.522	15:26:23.484
5 -	58.227	42.027	1:40.254	78.28	0.539	15:28:03.738
6 -	58.278	41.928	1:40.206	78.31	0.491	15:29:43.944
7 -	57.823	41.919	1:39.742 (2)	78.68	0.027	15:31:23.686
8 -	58.331	41.713	1:40.044 (3)	78.44	0.329	15:33:03.730
9 -	57.665	42.050	1:39.715 (1)	78.70		15:34:43.445

BMCRC - MRO Championships 2023 - Rnd 5 @ Cadwell Park

DART Motorsport MRO 600 inc Clubman 600 & GP2/EVO Class

RACE 11 - SECTOR ANALYSIS



SECTOR 1 = FL to I1, SECTOR 2 = I1 to FL, DIFF = Difference To Personal Best Lap, P = Crossed Finish Line in Pit Lane, D = Time Disallowed

P21 168 C		Aaron DALRYMPLE		Yamaha R6 -		
IDEAL LAP TIME : 1:39.540		BEST LAP TIME : 1:39.766		DIFFERENCE : 0.226		
LAP	SECTOR 1	SECTOR 2	LAP TIME	MPH	DIFF	TIME OF DAY
1 -		43.355	1:51.676	70.27	11.910	15:21:21.180
2 -	58.108	43.017	1:41.125	77.60	1.359	15:23:02.305
3 -	57.439	42.735	1:40.174	78.34	0.408	15:24:42.479
4 -	57.482	42.400	1:39.882 (2)	78.57	0.116	15:26:22.361
5 -	58.159	42.820	1:40.979	77.71	1.213	15:28:03.340
6 -	58.290	42.238	1:40.528	78.06	0.762	15:29:43.868
7 -	58.638	42.101	1:40.739	77.90	0.973	15:31:24.607
8 -	57.930	42.167	1:40.097 (3)	78.40	0.331	15:33:04.704
9 -	57.653	42.113	1:39.766 (1)	78.66		15:34:44.470

P22 212		Matt PALLETT		Kawasaki ZX6R - BDA Chartered Architects		
IDEAL LAP TIME : 1:38.888		BEST LAP TIME : 1:39.486		DIFFERENCE : 0.598		
LAP	SECTOR 1	SECTOR 2	LAP TIME	MPH	DIFF	TIME OF DAY
1 -		43.379	1:51.358	70.47	11.872	15:21:20.862
2 -	58.971	43.368	1:42.339	76.68	2.853	15:23:03.201
3 -	58.170	42.708	1:40.878	77.79	1.392	15:24:44.079
4 -	57.951	42.611	1:40.562	78.04	1.076	15:26:24.641
5 -	58.353	42.394	1:40.747	77.89	1.261	15:28:05.388
6 -	58.360	42.240	1:40.600	78.01	1.114	15:29:45.988
7 -	58.168	41.691	1:39.859 (2)	78.59	0.373	15:31:25.847
8 -	57.600	41.886	1:39.486 (1)	78.88		15:33:05.333
9 -	57.197	42.796	1:39.993 (3)	78.48	0.507	15:34:45.326

P23 22 C		Toby TRUNDLE		Yamaha R6 - Harris Motorcycles / A. Harland Race Services		
IDEAL LAP TIME : 1:39.700		BEST LAP TIME : 1:39.826		DIFFERENCE : 0.126		
LAP	SECTOR 1	SECTOR 2	LAP TIME	MPH	DIFF	TIME OF DAY
1 -		43.207	1:52.461	69.78	12.635	15:21:21.965
2 -	59.072	42.738	1:41.810	77.08	1.984	15:23:03.775
3 -	58.794	42.415	1:41.209	77.54	1.383	15:24:44.984
4 -	58.869	41.950	1:40.819	77.84	0.993	15:26:25.803
5 -	58.472	41.910	1:40.382 (2)	78.18	0.556	15:28:06.185
6 -	58.229	42.213	1:40.442	78.13	0.616	15:29:46.627
7 -	57.970	41.856	1:39.826 (1)	78.61		15:31:26.453
8 -	57.844	42.562	1:40.406	78.16	0.580	15:33:06.859
9 -	58.015	42.385	1:40.400 (3)	78.16	0.574	15:34:47.259

P24 33 C		Adam PERKS		Triumph DAYTONA 675 - J&K Ross		
IDEAL LAP TIME : 1:41.004		BEST LAP TIME : 1:41.004		DIFFERENCE : 0.000		
LAP	SECTOR 1	SECTOR 2	LAP TIME	MPH	DIFF	TIME OF DAY
1 -		43.379	1:52.391	69.82	11.387	15:21:21.895
2 -	59.750	42.702	1:42.452	76.60	1.448	15:23:04.347
3 -	59.197	42.319	1:41.516 (2)	77.30	0.512	15:24:45.863
4 -	58.822	42.182	1:41.004 (1)	77.70		15:26:26.867
5 -	59.361	42.651	1:42.012	76.93	1.008	15:28:08.879
6 -	59.027	42.899	1:41.926 (3)	76.99	0.922	15:29:50.805
7 -	59.936	43.029	1:42.965	76.22	1.961	15:31:33.770
8 -	59.805	43.693	1:43.498	75.82	2.494	15:33:17.268
9 -	59.863	43.241	1:43.104	76.11	2.100	15:35:00.372

BMCRC - MRO Championships 2023 - Rnd 5 @ Cadwell Park

DART Motorsport MRO 600 inc Clubman 600 & GP2/EVO Class

RACE 11 - SECTOR ANALYSIS



SECTOR 1 = FL to I1, SECTOR 2 = I1 to FL, DIFF = Difference To Personal Best Lap, P = Crossed Finish Line in Pit Lane, D = Time Disallowed

P25 167		Neil MORRIS		Honda CBR 600 -		
IDEAL LAP TIME : 1:42.289		BEST LAP TIME : 1:42.641		DIFFERENCE : 0.352		
LAP	SECTOR 1	SECTOR 2	LAP TIME	MPH	DIFF	TIME OF DAY
1 -		43.535	1:53.450	69.17	10.809	15:21:22.954
2 -	59.769	43.448	1:43.217 (3)	76.03	0.576	15:23:06.171
3 -	1:00.047	43.375	1:43.422	75.88	0.781	15:24:49.593
4 -	1:00.739	44.049	1:44.788	74.89	2.147	15:26:34.381
5 -	1:00.723	43.530	1:44.253	75.27	1.612	15:28:18.634
6 -	1:00.132	43.491	1:43.623	75.73	0.982	15:30:02.257
7 -	1:00.160	43.639	1:43.799	75.60	1.158	15:31:46.056
8 -	59.972	42.962	1:42.934 (2)	76.24	0.293	15:33:28.990
9 -	59.327	43.314	1:42.641 (1)	76.46		15:35:11.631

P26 129 C		David JAMES		Yamaha R6 -		
IDEAL LAP TIME : 1:44.137		BEST LAP TIME : 1:44.137		DIFFERENCE : 0.000		
LAP	SECTOR 1	SECTOR 2	LAP TIME	MPH	DIFF	TIME OF DAY
1 -		44.546	1:54.401	68.60	10.264	15:21:23.905
2 -	1:00.379	43.758	1:44.137 (1)	75.36		15:23:08.042
3 -	1:00.961	43.999	1:44.960 (2)	74.77	0.823	15:24:53.002
4 -	1:01.031	44.114	1:45.145 (3)	74.64	1.008	15:26:38.147
5 -	1:01.488	44.310	1:45.798	74.17	1.661	15:28:23.945
6 -	1:01.893	44.776	1:46.669	73.57	2.532	15:30:10.614
7 -	1:02.770	44.241	1:47.011	73.33	2.874	15:31:57.625
8 -	1:01.560	43.873	1:45.433	74.43	1.296	15:33:43.058

P27 27 C		Timothy PETTS		Triumph DAYTONA 675 - Norfolk Triumph Racing Team		
IDEAL LAP TIME : 1:47.139		BEST LAP TIME : 1:47.157		DIFFERENCE : 0.018		
LAP	SECTOR 1	SECTOR 2	LAP TIME	MPH	DIFF	TIME OF DAY
1 -		45.468	1:56.584	67.31	9.427	15:21:26.088
2 -	1:02.709	45.706	1:48.415	72.38	1.258	15:23:14.503
3 -	1:03.102	45.284	1:48.386 (3)	72.40	1.229	15:25:02.889
4 -	1:02.080	45.273	1:47.353 (2)	73.10	0.196	15:26:50.242
5 -	1:01.866	45.291	1:47.157 (1)	73.23		15:28:37.399
6 -	1:02.955	46.744	1:49.699	71.54	2.542	15:30:27.098
7 -	1:04.626	46.855	1:51.481	70.39	4.324	15:32:18.579
8 -	1:05.984	48.673	1:54.657	68.44	7.500	15:34:13.236

P28 31		Dylan MELLOR		Kawasaki ZX6-R - BDS Motorcycles		
IDEAL LAP TIME : 1:35.589		BEST LAP TIME : 1:35.871		DIFFERENCE : 0.282		
LAP	SECTOR 1	SECTOR 2	LAP TIME	MPH	DIFF	TIME OF DAY
1 -		41.628	1:46.512	73.68	10.641	15:21:16.016
2 -	57.246	41.757	1:39.003	79.27	3.132	15:22:55.019
3 -	57.002	41.233	1:38.235	79.89	2.364	15:24:33.254
4 -	57.497	40.010	1:37.507	80.48	1.636	15:26:10.761
5 -	56.378	42.254	1:38.632	79.56	2.761	15:27:49.393
6 -	56.093	39.854	1:35.947 (2)	81.79	0.076	15:29:25.340
7 -	55.881	40.073	1:35.954 (3)	81.78	0.083	15:31:01.294
8 -	56.284	40.304	1:36.588	81.25	0.717	15:32:37.882
9 -	55.735	40.136	1:35.871 (1)	81.86		15:34:13.753

BMCRC - MRO Championships 2023 - Rnd 5 @ Cadwell Park

DART Motorsport MRO 600 inc Clubman 600 & GP2/EVO Class

RACE 11 - BEST SECTORS

SECTOR 1			SECTOR 2			IDEAL / BEST COMPARISON						
POS	NO	NAME	TIME	NO	NAME	TIME	POS	NO	NAME	IDEAL	BEST	DIFF
									PERFECT LAP	1:31.432		
1	8	HALL	53.126	8	HALL	38.306	1	8	HALL	1:31.432	1:31.481	0.049
2	47	SEABRIGHT	53.268	52	DIXON	38.599	2	47	SEABRIGHT	1:31.914	1:32.185	0.271
3	7	ROSE	53.601	47	SEABRIGHT	38.646	3	52	DIXON	1:32.312	1:32.445	0.133
4	52	DIXON	53.713	7	ROSE	39.119	4	7	ROSE	1:32.720	1:32.826	0.106
5	51	CLARKE	54.890	51	CLARKE	39.557	5	51	CLARKE	1:34.447	1:34.753	0.306
6	40	ROSS	54.918	40	ROSS	39.629	6	40	ROSS	1:34.547	1:34.675	0.128
7	36	FOWLE	54.980	31	MELLOR	39.854	7	36	FOWLE	1:34.836	1:34.949	0.113
8	80	CREASEY	55.481	36	FOWLE	39.856	8	31	MELLOR	1:35.589	1:35.871	0.282
9	31	MELLOR	55.735	80	CREASEY	40.338	9	80	CREASEY	1:35.819	1:35.913	0.094
10	87	POVAH	55.779	888	WRIGHT	40.378	10	87	POVAH	1:36.452	1:36.596	0.144
11	888	WRIGHT	56.305	87	POVAH	40.673	11	888	WRIGHT	1:36.683	1:36.958	0.275
12	37	LATHAM	56.408	14	MUIR	41.246	12	37	LATHAM	1:37.761	1:37.826	0.065
13	95	ROBERTSON	56.510	44	GREEN	41.260	13	14	MUIR	1:37.833	1:38.259	0.426
14	14	MUIR	56.587	72	BARNES	41.323	14	44	GREEN	1:37.960	1:38.609	0.649
15	440	EVERTON	56.604	37	LATHAM	41.353	15	95	ROBERTSON	1:38.017	1:38.157	0.140
16	44	GREEN	56.700	91	HIRST	41.428	16	72	BARNES	1:38.075	1:38.175	0.100
17	72	BARNES	56.752	95	ROBERTSON	41.507	17	440	EVERTON	1:38.211	1:38.211	0.000
18	91	HIRST	56.902	5	REECE	41.546	18	91	HIRST	1:38.330	1:38.496	0.166
19	5	REECE	57.107	440	EVERTON	41.607	19	5	REECE	1:38.653	1:38.653	0.000
20	212	PALLET	57.197	29	SHEPPHARD	41.662	20	212	PALLET	1:38.888	1:39.486	0.598
21	29	SHEPPHARD	57.439	212	PALLET	41.691	21	29	SHEPPHARD	1:39.101	1:39.202	0.101
22	168	DALRYMPLE	57.439	35	DICKINSON	41.713	22	35	DICKINSON	1:39.378	1:39.715	0.337
23	35	DICKINSON	57.665	22	TRUNDLE	41.856	23	168	DALRYMPLE	1:39.540	1:39.766	0.226
24	22	TRUNDLE	57.844	168	DALRYMPLE	42.101	24	22	TRUNDLE	1:39.700	1:39.826	0.126
25	33	PERKS	58.822	33	PERKS	42.182	25	33	PERKS	1:41.004	1:41.004	0.000
26	167	MORRIS	59.327	167	MORRIS	42.962	26	167	MORRIS	1:42.289	1:42.641	0.352
27	129	JAMES	1:00.379	129	JAMES	43.758	27	129	JAMES	1:44.137	1:44.137	0.000
28	27	PETTS	1:01.866	27	PETTS	45.273	28	27	PETTS	1:47.139	1:47.157	0.018

BMCRC - MRO Championships 2023 - Rnd 5 @ Cadwell Park
DART Motorsport MRO 600 inc Clubman 600 & GP2/EVO Class
RACE 11 - STATISTICS

Competitors Started 28
Planned Start 2023-07-02 @ 15:00:00.000
Actual Start 2023-07-02 @ 15:19:29.503
Finish Time 2023-07-02 @ 15:34:57.233
Track Length 2.1800mi.
Total Laps 256
Total Distance Covered 558.0847mi.

Session Fastest Lap History

NO	CL	NAME	LAP TIME	TIME OF DAY	LAP	VEHICLE
8		Cameron HALL	1:31.481	15:22:37.487	2	Kawasaki ZX636

Session Leader History

NO	CL	NAME	FROM LAP	LAPS LED	DISTANCE	VEHICLE
8		Cameron HALL	1	10	21.80 miles	Kawasaki ZX636

Flag History

TYPE	TIME OF DAY
GREEN	15:19:29.503
FINISH	15:34:57.233

Flag Statistics

TYPE	COUNT	TOTAL LAPS	TOTAL TIME
Green	1	10	20:32.733
Red	0	0	0.000
Safety Car	0	0	0.000
FCY	0	0	0.000

BMCRC - MRO Championships 2023 - Rnd 5 @ Cadwell Park
DART Motorsport MRO 600 inc Clubman 600 & GP2/EVO Class
RACE 11 - STATISTICS

CLASS : 16 Starters

Fastest Lap History

NO	NAME	LAP TIME	TIME OF DAY	LAP	VEHICLE
8	Cameron HALL	1:31.481	15:22:37.487	2	Kawasaki ZX636

Leader History

NO	NAME	FROM LAP	LAPS LED	DISTANCE	VEHICLE
8	Cameron HALL	1	10	21.80 miles	Kawasaki ZX636

BMCRC - MRO Championships 2023 - Rnd 5 @ Cadwell Park
DART Motorsport MRO 600 inc Clubman 600 & GP2/EVO Class
RACE 11 - STATISTICS

CLASS : C

12 Starters

Fastest Lap History

NO	NAME	LAP TIME	TIME OF DAY	LAP	VEHICLE
40	Henry ROSS	1:35.654	15:22:47.133	2	Yamaha R6
40	Henry ROSS	1:34.825	15:24:21.958	3	Yamaha R6
40	Henry ROSS	1:34.757	15:25:56.715	4	Yamaha R6
40	Henry ROSS	1:34.675	15:27:31.389	5	Yamaha R6

Leader History

NO	NAME	FROM LAP	LAPS LED	DISTANCE	VEHICLE
40	Henry ROSS	1	9	19.62 miles	Yamaha R6

**Properly
Protected**

.GO.UK



MRO MINITWINS & BMCRC ROOKIE MINITEINS

Supported by Properly Protected



BMCRC-MRO Championships - Round 5

Cadwell Park

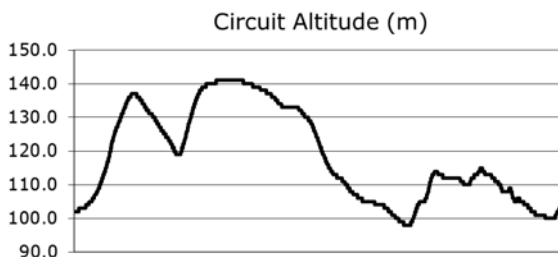
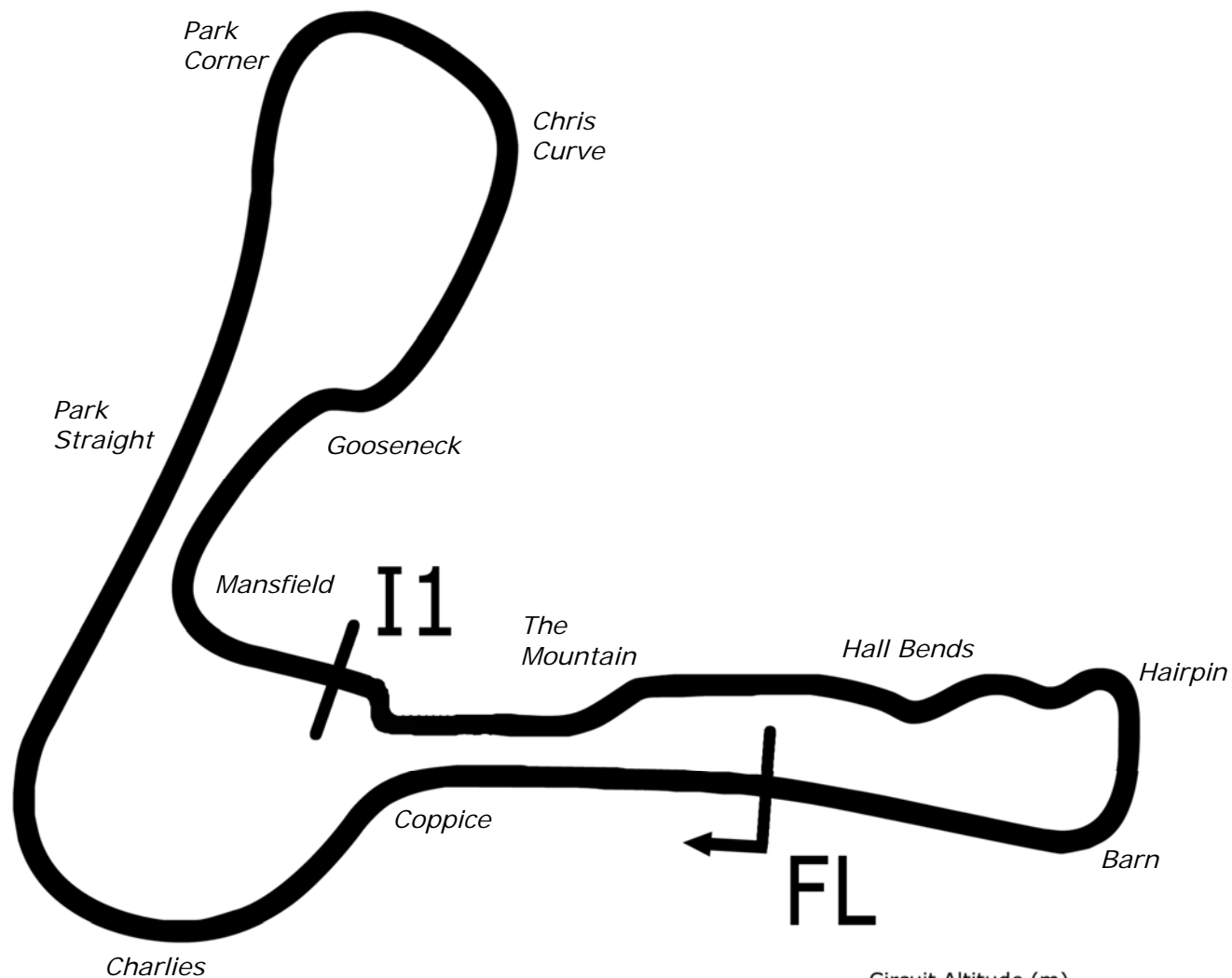
1st / 2nd July 2023



Timing & Results Provided by Timing Solutions Ltd

www.tsl-timing.com

Cadwell Park



Length	2.1800 miles	3508.4 m	
FL		53.31024 N	0.05940 W
I1	2330m	53.30708 N	0.06270 W
Pit Entry	3472m	53.31103 N	0.05889 W
Pit Exit	0m after FL	53.31030 N	0.05940 W
Pit Entry-Pit Exit 92m, 6.6s @50kph, 5.5s @60kph			

All results available at www.tsl-timing.com

BMCRC - MRO Championships 2023 - Rnd 5 @ Cadwell Park



MRO Minitwins & BMCRC Rookie Minitwins

QUALIFYING - CLASSIFICATION

POS	NO	CL	PIC NAME	ENTRY	TIME	ON	LAPS	GAP	DIFF	MPH
1	1		1 David TWYFORD	Suzuki SV650 - IMP Racing, MHP	1:40.588	5	5			78.02
2	58		2 Stacey KILLWORTH	Suzuki SV650 - Greenplant/Everns	1:41.737	5	5	1.149	1.149	77.14
3	170		3 Darren CONNEELY	Suzuki SV650 -	1:42.100	5	5	1.512	0.363	76.86
4	22		4 Darren DOWDS	Suzuki SV 650 - sublime dsg Ltd	1:42.550	4	6	1.962	0.450	76.52
5	82		5 Andrew SMITH	Suzuki SV 650 - ATP Motorsport	1:42.609	4	6	2.021	0.059	76.48
6	91		6 Daniel GOOD	Suzuki SV650 - Quality Fast Facades	1:43.034	6	6	2.446	0.425	76.16
7	5		7 Barry MANTELL	Suzuki SV650 S - Swedish car connection	1:44.027	4	5	3.439	0.993	75.44
8	181		8 Neil CONNELL	Suzuki SV650 -	1:44.175	5	5	3.587	0.148	75.33
9	19		9 Kevin LILLEY	Suzuki SV650 - Trafalgar Cleaning Eqpt. / Steve Jordar	1:44.273	5	5	3.685	0.098	75.26
10	3		10 Oliver ARBON	Suzuki SV650 - tt plumbing and heating	1:45.038	4	5	4.450	0.765	74.71
11	99		11 Lee ELLIS	Suzuki SV650 - ATP Motorsport	1:46.408	6	6	5.820	1.370	73.75
12	81		12 Malvern MAY	Suzuki SV650 - IMP racing	1:46.629	5	5	6.041	0.221	73.60
13	73		13 Esteban LECOQ	Suzuki SV650 SK5 - Lifesafety Motorsport	1:46.794	4	5	6.206	0.165	73.48
14	34		14 Andrew JOHNSON	Suzuki SV650 - Rose & Charlie Racing	1:46.932	4	5	6.344	0.138	73.39
15	74		15 Daniel BLACK	Suzuki SV650 - DAD	1:47.025	3	6	6.437	0.093	73.32
16	15	RMT	1 James SVENSEN	Suzuki SV650S - Tom Svensen Racing	1:47.446	5	5	6.858	0.421	73.04
17	71		16 Colin CLUNE	Suzuki SV650 -	1:47.486	3	6	6.898	0.040	73.01
18	40		17 Simon WILKINSON	Suzuki SV650 - S P Wilkinson Engineering Ltd	1:49.137	3	5	8.549	1.651	71.91
19	27	RMT	2 Jack BETTIS	Suzuki SV 650 - NB Toolmaking	1:49.704	5	5	9.116	0.567	71.53
20	127	RMT	3 Matthew CHAM	Ducati MONSTER 696 -	1:49.716	4	4	9.128	0.012	71.53
21	138		18 Craig JARMIN	Suzuki SV650 - SK PreP	1:50.311	3	3	9.723	0.595	71.14
22	910	RMT	4 Harry GOWER	Suzuki SV650 - RightGear Motorcycles	1:50.341	5	5	9.753	0.030	71.12
23	104	RMT	5 Jack GRIFFITHS	Suzuki SV650 -	1:50.397	4	5	9.809	0.056	71.08
24	24		19 Stephen AUSTIN	Suzuki SV650 -	1:50.451	3	5	9.863	0.054	71.05
25	281		20 Daniel FARLEY	Suzuki SV650 - F-TECH FIRE & ELECTRICAL LTD	1:50.671	3	5	10.083	0.220	70.91
26	149		21 Clive JARVIS	Suzuki SV650 - JP CNC	1:51.333	5	5	10.745	0.662	70.49
27	93		22 Tony BOTTO	Suzuki SV 650 - TB Motorcycles	1:51.432	3	5	10.844	0.099	70.42
28	70		23 Colin HALL	Suzuki SV650 -	1:51.915	5	5	11.327	0.483	70.12
29	85	RMT	6 Jonathan HARKER	Suzuki SV650 -	1:52.841	5	5	12.253	0.926	69.54
30	321	RMT	7 Illia ZHURAVEL	Suzuki SV650 -	1:54.089	4	5	13.501	1.248	68.78
31	10	RMT	8 Ian LAURIE	Suzuki SV 650 -	1:54.335	4	5	13.747	0.246	68.64
32	140		24 John MCLAREN	Suzuki SV650 -	1:55.572	4	4	14.984	1.237	67.90
33	777*	RMT	9 Richard HIRST	Suzuki SV650 - Northern garage conversion	1:55.635	3	3	15.047	0.063	67.86
34	167	RMT	10 Terry SMITH	Suzuki SV650 - IMP Racing	1:55.648	2	5	15.060	0.013	67.86
35	67	RMT	11 Simon HARVEY	Suzuki SV650 -	1:55.660	2	3	15.072	0.012	67.85
36	284	RMT	12 David HATTERSLEY	Suzuki SV650 -	1:55.690	2	3	15.102	0.030	67.83
37	789	RMT	13 Arthur BULL	Suzuki SV650S -	1:59.381	5	5	18.793	3.691	65.73
38	215	RMT	14 Alan HAZLEHURST	Suzuki SV650 - myself	2:07.676	2	3	27.088	8.295	61.46

* No 777 - Please fit a working transponder

Weather / Track : Cloudy / Dry

These results are provisional until the conclusion of any judicial and technical matters.

Cadwell Park: 2.1800 miles

Date: 01/07/2023 Start: 10:17 Finish: 10:27

Clerk Of Course :	Stewards :	Timekeeper : <i>Craig Smith</i>
-------------------	------------	------------------------------------

Results can be found at www.tsl-timing.com

Printed - 10:33 Saturday, 01 July 2023



BMCRC - MRO Championships 2023 - Rnd 5 @ Cadwell Park

MRO Minitwins & BMCRC Rookie Minitwins

QUALIFYING - SECTOR ANALYSIS



SECTOR 1 = FL to I1, SECTOR 2 = I1 to FL, DIFF = Difference To Personal Best Lap, P = Crossed Finish Line in Pit Lane, D = Time Disallowed

P1		1		David TWYFORD		Suzuki SV650 - IMP Racing, MHP	
IDEAL LAP TIME : 1:39.816		BEST LAP TIME : 1:40.588		DIFFERENCE : 0.772			
LAP	SECTOR 1	SECTOR 2	LAP TIME	MPH	DIFF	TIME OF DAY	
1 -	1:06.579	48.750	1:55.329	68.04	14.741	10:20:45.009	
2 -	1:02.286	44.348	1:46.634	73.59	6.046	10:22:31.643	
3 -	1:00.806	41.114	1:41.920 (2)	77.00	1.332	10:24:13.563	
4 -	59.215	43.857	1:43.072 (3)	76.14	2.484	10:25:56.635	
5 -	58.702	41.886	1:40.588 (1)	78.02		10:27:37.223	

P2		58		Stacey KILLWORTH		Suzuki SV650 - Greenplant/Everns	
IDEAL LAP TIME : 1:41.737		BEST LAP TIME : 1:41.737		DIFFERENCE : 0.000			
LAP	SECTOR 1	SECTOR 2	LAP TIME	MPH	DIFF	TIME OF DAY	
1 -	1:07.038	45.601	1:52.639	69.67	10.902	10:20:40.489	
2 -	1:03.256	44.516	1:47.772 (3)	72.82	6.035	10:22:28.261	
3 -	1:03.022	47.041	1:50.063	71.30	8.326	10:24:18.324	
4 -	1:00.923	43.225	1:44.148 (2)	75.35	2.411	10:26:02.472	
5 -	59.543	42.194	1:41.737 (1)	77.14		10:27:44.209	

P3		170		Darren CONNEELY		Suzuki SV650 -	
IDEAL LAP TIME : 1:42.100		BEST LAP TIME : 1:42.100		DIFFERENCE : 0.000			
LAP	SECTOR 1	SECTOR 2	LAP TIME	MPH	DIFF	TIME OF DAY	
1 -	1:08.496	45.918	1:54.414	68.59	12.314	10:20:41.283	
2 -	1:02.916	44.522	1:47.438 (3)	73.04	5.338	10:22:28.721	
3 -	1:03.129	46.831	1:49.960	71.37	7.860	10:24:18.681	
4 -	1:00.955	43.396	1:44.351 (2)	75.20	2.251	10:26:03.032	
5 -	59.893	42.207	1:42.100 (1)	76.86		10:27:45.132	

P4		22		Darren DOWDS		Suzuki SV 650 - sublime dsg Ltd	
IDEAL LAP TIME : 1:42.550		BEST LAP TIME : 1:42.550		DIFFERENCE : 0.000			
LAP	SECTOR 1	SECTOR 2	LAP TIME	MPH	DIFF	TIME OF DAY	
1 -	1:02.389	43.288	1:45.677	74.26	3.127	10:20:04.153	
2 -	1:00.468	42.882	1:43.350 (3)	75.93	0.800	10:21:47.503	
3 -	1:00.146	42.678	1:42.824 (2)	76.32	0.274	10:23:30.327	
4 -	59.874	42.676	1:42.550 (1)	76.52		10:25:12.877	
5 -	1:00.518	43.068	1:43.586	75.76	1.036	10:26:56.463	
6 -	1:00.701	42.960	1:43.661	75.70	1.111	10:28:40.124	

P5		82		Andrew SMITH		Suzuki SV 650 - ATP Motorsport	
IDEAL LAP TIME : 1:42.567		BEST LAP TIME : 1:42.609		DIFFERENCE : 0.042			
LAP	SECTOR 1	SECTOR 2	LAP TIME	MPH	DIFF	TIME OF DAY	
1 -	1:03.964	43.690	1:47.654	72.90	5.045	10:20:04.419	
2 -	1:00.661	42.702	1:43.363 (3)	75.92	0.754	10:21:47.782	
3 -	1:00.144	42.705	1:42.849 (2)	76.30	0.240	10:23:30.631	
4 -	59.865	42.744	1:42.609 (1)	76.48		10:25:13.240	
5 -	1:00.442	43.016	1:43.458	75.85	0.849	10:26:56.698	
6 -	1:00.806	43.580	1:44.386	75.18	1.777	10:28:41.084	

P6		91		Daniel GOOD		Suzuki SV650 - Quality Fast Facades	
IDEAL LAP TIME : 1:42.312		BEST LAP TIME : 1:43.034		DIFFERENCE : 0.722			
LAP	SECTOR 1	SECTOR 2	LAP TIME	MPH	DIFF	TIME OF DAY	
1 -	1:05.534	45.701	1:51.235	70.55	8.201	10:20:12.431	
2 -	1:02.483	45.336	1:47.819	72.78	4.785	10:22:00.250	
3 -	1:00.590	43.315	1:43.905	75.53	0.871	10:23:44.155	
4 -	1:00.114	42.971	1:43.085 (3)	76.13	0.051	10:25:27.240	
5 -	1:00.369	42.709	1:43.078 (2)	76.13	0.044	10:27:10.318	
6 -	59.603	43.431	1:43.034 (1)	76.16		10:28:53.352	

BMCRC - MRO Championships 2023 - Rnd 5 @ Cadwell Park

MRO Minitwins & BMCRC Rookie Minitwins

QUALIFYING - SECTOR ANALYSIS



SECTOR 1 = FL to I1, SECTOR 2 = I1 to FL, DIFF = Difference To Personal Best Lap, P = Crossed Finish Line in Pit Lane, D = Time Disallowed

P7		5		Barry MANTELL		Suzuki SV650 S - Swedish car connection	
IDEAL LAP TIME : 1:44.027		BEST LAP TIME : 1:44.027		DIFFERENCE : 0.000			
LAP	SECTOR 1	SECTOR 2	LAP TIME	MPH	DIFF	TIME OF DAY	
1 -	1:07.386	45.600	1:52.986	69.46	8.959	10:20:40.262	
2 -	1:03.213	44.609	1:47.822 (3)	72.78	3.795	10:22:28.084	
3 -	1:02.929	47.300	1:50.229	71.19	6.202	10:24:18.313	
4 -	1:00.725	43.302	1:44.027 (1)	75.44		10:26:02.340	
5 -	1:00.790	44.135	1:44.925 (2)	74.79	0.898	10:27:47.265	

P8		181		Neil CONNELL		Suzuki SV650 -	
IDEAL LAP TIME : 1:44.175		BEST LAP TIME : 1:44.175		DIFFERENCE : 0.000			
LAP	SECTOR 1	SECTOR 2	LAP TIME	MPH	DIFF	TIME OF DAY	
1 -	1:05.614	47.040	1:52.654	69.66	8.479	10:20:37.546	
2 -	1:02.825	44.253	1:47.078 (3)	73.29	2.903	10:22:24.624	
3 -	1:05.714	44.350	1:50.064	71.30	5.889	10:24:14.688	
4 -	1:00.692	44.079	1:44.771 (2)	74.90	0.596	10:25:59.459	
5 -	1:00.540	43.635	1:44.175 (1)	75.33		10:27:43.634	

P9		19		Kevin LILLEY		Suzuki SV650 - Trafalgar Cleaning Eqpt. / Steve Jordan Motorcy	
IDEAL LAP TIME : 1:44.104		BEST LAP TIME : 1:44.273		DIFFERENCE : 0.169			
LAP	SECTOR 1	SECTOR 2	LAP TIME	MPH	DIFF	TIME OF DAY	
1 -	1:06.259	48.265	1:54.524	68.52	10.251	10:20:43.875	
2 -	1:01.942	45.846	1:47.788	72.81	3.515	10:22:31.663	
3 -	1:01.288	46.033	1:47.321 (3)	73.12	3.048	10:24:18.984	
4 -	1:00.962	43.320	1:44.282 (2)	75.25	0.009	10:26:03.266	
5 -	1:00.784	43.489	1:44.273 (1)	75.26		10:27:47.539	

P10		3		Oliver ARBON		Suzuki SV650 - tt plumbing and heating	
IDEAL LAP TIME : 1:45.038		BEST LAP TIME : 1:45.038		DIFFERENCE : 0.000			
LAP	SECTOR 1	SECTOR 2	LAP TIME	MPH	DIFF	TIME OF DAY	
1 -	1:06.570	45.632	1:52.202	69.94	7.164	10:20:30.454	
2 -	1:04.337	46.509	1:50.846	70.80	5.808	10:22:21.300	
3 -	1:02.040	44.563	1:46.603 (3)	73.61	1.565	10:24:07.903	
4 -	1:00.790	44.248	1:45.038 (1)	74.71		10:25:52.941	
5 -	1:00.925	44.527	1:45.452 (2)	74.42	0.414	10:27:38.393	

P11		99		Lee ELLIS		Suzuki SV650 - ATP Motorsport	
IDEAL LAP TIME : 1:46.330		BEST LAP TIME : 1:46.408		DIFFERENCE : 0.078			
LAP	SECTOR 1	SECTOR 2	LAP TIME	MPH	DIFF	TIME OF DAY	
1 -	1:05.628	47.983	1:53.611	69.07	7.203	10:20:11.308	
2 -	1:04.424	46.369	1:50.793	70.83	4.385	10:22:02.101	
3 -	1:02.363	45.487	1:47.850	72.76	1.442	10:23:49.951	
4 -	1:01.418	45.217	1:46.635 (2)	73.59	0.227	10:25:36.586	
5 -	1:02.218	44.996	1:47.214 (3)	73.20	0.806	10:27:23.800	
6 -	1:01.496	44.912	1:46.408 (1)	73.75		10:29:10.208	

P12		81		Malvern MAY		Suzuki SV650 - IMP racing	
IDEAL LAP TIME : 1:46.475		BEST LAP TIME : 1:46.629		DIFFERENCE : 0.154			
LAP	SECTOR 1	SECTOR 2	LAP TIME	MPH	DIFF	TIME OF DAY	
1 -	1:09.264	48.476	1:57.740	66.65	11.111	10:20:28.362	
2 -	1:05.914	46.759	1:52.673	69.65	6.044	10:22:21.035	
3 -	1:03.630	44.975	1:48.605 (3)	72.26	1.976	10:24:09.640	
4 -	1:02.271	45.121	1:47.392 (2)	73.07	0.763	10:25:57.032	
5 -	1:01.500	45.129	1:46.629 (1)	73.60		10:27:43.661	

BMCRC - MRO Championships 2023 - Rnd 5 @ Cadwell Park

MRO Minitwins & BMCRC Rookie Minitwins

QUALIFYING - SECTOR ANALYSIS



SECTOR 1 = FL to I1, SECTOR 2 = I1 to FL, DIFF = Difference To Personal Best Lap, P = Crossed Finish Line in Pit Lane, D = Time Disallowed

P13 73		Esteban LECOQ		Suzuki SV650 SK5 - Lifesafety Motorsport		
IDEAL LAP TIME : 1:46.598		BEST LAP TIME : 1:46.794		DIFFERENCE : 0.196		
LAP	SECTOR 1	SECTOR 2	LAP TIME	MPH	DIFF	TIME OF DAY
1 -	1:06.378	46.962	1:53.340	69.24	6.546	10:20:21.640
2 -	1:03.702	44.663	1:48.365	72.42	1.571	10:22:10.005
3 -	1:02.547	45.205	1:47.752 (3)	72.83	0.958	10:23:57.757
4 -	1:02.228	44.566	1:46.794 (1)	73.48		10:25:44.551
5 -	1:03.295	44.370	1:47.665 (2)	72.89	0.871	10:27:32.216

P14 34		Andrew JOHNSON		Suzuki SV650 - Rose & Charlie Racing		
IDEAL LAP TIME : 1:46.646		BEST LAP TIME : 1:46.932		DIFFERENCE : 0.286		
LAP	SECTOR 1	SECTOR 2	LAP TIME	MPH	DIFF	TIME OF DAY
1 -	1:08.158	47.390	1:55.548	67.92	8.616	10:20:28.579
2 -	1:04.748	47.290	1:52.038	70.04	5.106	10:22:20.617
3 -	1:03.752	45.072	1:48.824 (3)	72.11	1.892	10:24:09.441
4 -	1:02.275	44.657	1:46.932 (1)	73.39		10:25:56.373
5 -	1:01.989	45.053	1:47.042 (2)	73.31	0.110	10:27:43.415

P15 74		Daniel BLACK		Suzuki SV650 - DAD		
IDEAL LAP TIME : 1:46.879		BEST LAP TIME : 1:47.025		DIFFERENCE : 0.146		
LAP	SECTOR 1	SECTOR 2	LAP TIME	MPH	DIFF	TIME OF DAY
1 -	1:05.769	45.930	1:51.699	70.26	4.674	10:20:11.997
2 -	1:04.012	45.236	1:49.248	71.83	2.223	10:22:01.245
3 -	1:02.390	44.635	1:47.025 (1)	73.32		10:23:48.270
4 -	1:02.581	44.783	1:47.364	73.09	0.339	10:25:35.634
5 -	1:02.258	44.867	1:47.125 (3)	73.26	0.100	10:27:22.759
6 -	1:02.244	44.796	1:47.040 (2)	73.31	0.015	10:29:09.799

P16 15 RMT		James SVENSEN		Suzuki SV650S - Tom Svensen Racing		
IDEAL LAP TIME : 1:47.446		BEST LAP TIME : 1:47.446		DIFFERENCE : 0.000		
LAP	SECTOR 1	SECTOR 2	LAP TIME	MPH	DIFF	TIME OF DAY
1 -	1:10.117	46.931	1:57.048	67.04	9.602	10:20:36.140
2 -	1:04.803	45.584	1:50.387 (3)	71.09	2.941	10:22:26.527
3 -	1:04.710	48.601	1:53.311	69.26	5.865	10:24:19.838
4 -	1:03.731	46.275	1:50.006 (2)	71.34	2.560	10:26:09.844
5 -	1:02.502	44.944	1:47.446 (1)	73.04		10:27:57.290

P17 71		Colin CLUNE		Suzuki SV650 -		
IDEAL LAP TIME : 1:47.423		BEST LAP TIME : 1:47.486		DIFFERENCE : 0.063		
LAP	SECTOR 1	SECTOR 2	LAP TIME	MPH	DIFF	TIME OF DAY
1 -	1:04.667	48.151	1:52.818	69.56	5.332	10:20:11.549
2 -	1:03.209	45.453	1:48.662	72.22	1.176	10:22:00.211
3 -	1:02.571	44.915	1:47.486 (1)	73.01		10:23:47.697
4 -	1:02.665	44.984	1:47.649 (3)	72.90	0.163	10:25:35.346
5 -	1:03.013	44.980	1:47.993	72.67	0.507	10:27:23.339
6 -	1:02.508	45.072	1:47.580 (2)	72.95	0.094	10:29:10.919

P18 40		Simon WILKINSON		Suzuki SV650 - S P Wilkinson Engineering Ltd		
IDEAL LAP TIME : 1:49.137		BEST LAP TIME : 1:49.137		DIFFERENCE : 0.000		
LAP	SECTOR 1	SECTOR 2	LAP TIME	MPH	DIFF	TIME OF DAY
1 -	1:09.755	47.136	1:56.891	67.14	7.754	10:20:58.266
2 -	1:06.344	48.753	1:55.097	68.18	5.960	10:22:53.363
3 -	1:03.317	45.820	1:49.137 (1)	71.91		10:24:42.500
4 -	1:03.708	46.650	1:50.358 (3)	71.11	1.221	10:26:32.858
5 -	1:03.853	45.834	1:49.687 (2)	71.54	0.550	10:28:22.545

BMCRC - MRO Championships 2023 - Rnd 5 @ Cadwell Park

MRO Minitwins & BMCRC Rookie Minitwins

QUALIFYING - SECTOR ANALYSIS



SECTOR 1 = FL to I1, SECTOR 2 = I1 to FL, DIFF = Difference To Personal Best Lap, P = Crossed Finish Line in Pit Lane, D = Time Disallowed

P19		27 RMT		Jack BETTIS		Suzuki SV 650 - NB Toolmaking	
IDEAL LAP TIME : 1:49.704		BEST LAP TIME : 1:49.704		DIFFERENCE : 0.000			
LAP	SECTOR 1	SECTOR 2	LAP TIME	MPH	DIFF	TIME OF DAY	
1 -	1:09.036	47.348	1:56.384	67.43	6.680	10:20:29.149	
2 -	1:05.919	47.574	1:53.493 (3)	69.15	3.789	10:22:22.642	
3 -	1:07.964	47.792	1:55.756	67.79	6.052	10:24:18.398	
4 -	1:04.506	46.913	1:51.419 (2)	70.43	1.715	10:26:09.817	
5 -	1:03.986	45.718	1:49.704 (1)	71.53		10:27:59.521	

P20		127 RMT		Matthew CHAM		Ducati MONSTER 696 -	
IDEAL LAP TIME : 1:48.999		BEST LAP TIME : 1:49.716		DIFFERENCE : 0.717			
LAP	SECTOR 1	SECTOR 2	LAP TIME	MPH	DIFF	TIME OF DAY	
1 -	1:08.544	49.154	1:57.698	66.67	7.982	10:20:51.302	
2 -	1:03.159	47.282	1:50.441 (2)	71.06	0.725	10:22:41.743	
3 -	1:04.597	46.818	1:51.415 (3)	70.43	1.699	10:24:33.158	
4 -	1:03.876	45.840	1:49.716 (1)	71.53		10:26:22.874	

P21		138		Craig JARMIN		Suzuki SV650 - SK PreP	
IDEAL LAP TIME : 1:50.311		BEST LAP TIME : 1:50.311		DIFFERENCE : 0.000			
LAP	SECTOR 1	SECTOR 2	LAP TIME	MPH	DIFF	TIME OF DAY	
1 -	1:06.773	47.954	1:54.727 (3)	68.40	4.416	10:20:45.588	
2 -	1:05.467	47.141	1:52.608 (2)	69.69	2.297	10:22:38.196	
3 -	1:03.954	46.357	1:50.311 (1)	71.14		10:24:28.507	

P22		910 RMT		Harry GOWER		Suzuki SV650 - RightGear Motorcycles	
IDEAL LAP TIME : 1:50.081		BEST LAP TIME : 1:50.341		DIFFERENCE : 0.260			
LAP	SECTOR 1	SECTOR 2	LAP TIME	MPH	DIFF	TIME OF DAY	
1 -	1:09.681	48.168	1:57.849	66.59	7.508	10:20:38.061	
2 -	1:06.728	46.765	1:53.493	69.15	3.152	10:22:31.554	
3 -	1:05.414	46.257	1:51.671 (3)	70.27	1.330	10:24:23.225	
4 -	1:04.327	46.562	1:50.889 (2)	70.77	0.548	10:26:14.114	
5 -	1:04.587	45.754	1:50.341 (1)	71.12		10:28:04.455	

P23		104 RMT		Jack GRIFFITHS		Suzuki SV650 -	
IDEAL LAP TIME : 1:50.397		BEST LAP TIME : 1:50.397		DIFFERENCE : 0.000			
LAP	SECTOR 1	SECTOR 2	LAP TIME	MPH	DIFF	TIME OF DAY	
1 -	1:15.107	50.503	2:05.610	62.47	15.213	10:21:02.189	
2 -	1:09.184	47.321	1:56.505	67.36	6.108	10:22:58.694	
3 -	1:06.407	46.846	1:53.253 (3)	69.29	2.856	10:24:51.947	
4 -	1:04.771	45.626	1:50.397 (1)	71.08		10:26:42.344	
5 -	1:04.912	45.691	1:50.603 (2)	70.95	0.206	10:28:32.947	

P24		24		Stephen AUSTIN		Suzuki SV650 -	
IDEAL LAP TIME : 1:50.161		BEST LAP TIME : 1:50.451		DIFFERENCE : 0.290			
LAP	SECTOR 1	SECTOR 2	LAP TIME	MPH	DIFF	TIME OF DAY	
1 -	1:08.735	48.212	1:56.947	67.10	6.496	10:20:42.993	
2 -	1:05.153	45.940	1:51.093 (3)	70.64	0.642	10:22:34.086	
3 -	1:04.480	45.971	1:50.451 (1)	71.05		10:24:24.537	
4 -	1:07.355	46.035	1:53.390	69.21	2.939	10:26:17.927	
5 -	1:04.851	45.681	1:50.532 (2)	71.00	0.081	10:28:08.459	

BMCRC - MRO Championships 2023 - Rnd 5 @ Cadwell Park

MRO Minitwins & BMCRC Rookie Minitwins

QUALIFYING - SECTOR ANALYSIS



SECTOR 1 = FL to I1, SECTOR 2 = I1 to FL, DIFF = Difference To Personal Best Lap, P = Crossed Finish Line in Pit Lane, D = Time Disallowed

P25 281		Daniel FARLEY		Suzuki SV650 - F-TECH FIRE & ELECTRICAL LTD			
IDEAL LAP TIME : 1:50.671		BEST LAP TIME : 1:50.671		DIFFERENCE : 0.000			
LAP	SECTOR 1	SECTOR 2	LAP TIME	MPH	DIFF	TIME OF DAY	
1 -	1:09.171	49.005	1:58.176	66.40	7.505	10:20:52.397	
2 -	1:05.955	46.843	1:52.798 (3)	69.57	2.127	10:22:45.195	
3 -	1:04.826	45.845	1:50.671 (1)	70.91		10:24:35.866	
4 -	1:06.192	47.601	1:53.793	68.96	3.122	10:26:29.659	
5 -	1:05.656	46.240	1:51.896 (2)	70.13	1.225	10:28:21.555	

P26 149		Clive JARVIS		Suzuki SV650 - JP CNC			
IDEAL LAP TIME : 1:51.333		BEST LAP TIME : 1:51.333		DIFFERENCE : 0.000			
LAP	SECTOR 1	SECTOR 2	LAP TIME	MPH	DIFF	TIME OF DAY	
1 -	1:09.480	48.645	1:58.125	66.43	6.792	10:20:28.137	
2 -	1:06.673	47.106	1:53.779 (2)	68.97	2.446	10:22:21.916	
3 -	1:09.125	49.076	1:58.201	66.39	6.868	10:24:20.117	
4 -	1:06.735	47.224	1:53.959 (3)	68.86	2.626	10:26:14.076	
5 -	1:05.132	46.201	1:51.333 (1)	70.49		10:28:05.409	

P27 93		Tony BOTTO		Suzuki SV 650 - TB Motorcycles			
IDEAL LAP TIME : 1:51.311		BEST LAP TIME : 1:51.432		DIFFERENCE : 0.121			
LAP	SECTOR 1	SECTOR 2	LAP TIME	MPH	DIFF	TIME OF DAY	
1 -	1:10.571	49.437	2:00.008	65.39	8.576	10:20:52.095	
2 -	1:07.597	46.016	1:53.613	69.07	2.181	10:22:45.708	
3 -	1:05.295	46.137	1:51.432 (1)	70.42		10:24:37.140	
4 -	1:05.400	47.656	1:53.056 (3)	69.41	1.624	10:26:30.196	
5 -	1:05.813	46.332	1:52.145 (2)	69.98	0.713	10:28:22.341	

P28 70		Colin HALL		Suzuki SV650 -			
IDEAL LAP TIME : 1:51.915		BEST LAP TIME : 1:51.915		DIFFERENCE : 0.000			
LAP	SECTOR 1	SECTOR 2	LAP TIME	MPH	DIFF	TIME OF DAY	
1 -	1:15.272	51.599	2:06.871	61.85	14.956	10:20:45.294	
2 -	1:08.165	48.056	1:56.221	67.52	4.306	10:22:41.515	
3 -	1:07.185	46.911	1:54.096 (3)	68.78	2.181	10:24:35.611	
4 -	1:05.927	47.942	1:53.869 (2)	68.92	1.954	10:26:29.480	
5 -	1:05.309	46.606	1:51.915 (1)	70.12		10:28:21.395	

P29 85 RMT		Jonathan HARKER		Suzuki SV650 -			
IDEAL LAP TIME : 1:52.841		BEST LAP TIME : 1:52.841		DIFFERENCE : 0.000			
LAP	SECTOR 1	SECTOR 2	LAP TIME	MPH	DIFF	TIME OF DAY	
1 -	1:12.823	49.098	2:01.921	64.37	9.080	10:20:34.833	
2 -	1:08.344	47.581	1:55.925	67.69	3.084	10:22:30.758	
3 -	1:06.621	47.073	1:53.694 (3)	69.02	0.853	10:24:24.452	
4 -	1:06.087	47.237	1:53.324 (2)	69.25	0.483	10:26:17.776	
5 -	1:05.796	47.045	1:52.841 (1)	69.54		10:28:10.617	

P30 321 RMT		Illia ZHURAVEL		Suzuki SV650 -			
IDEAL LAP TIME : 1:54.089		BEST LAP TIME : 1:54.089		DIFFERENCE : 0.000			
LAP	SECTOR 1	SECTOR 2	LAP TIME	MPH	DIFF	TIME OF DAY	
1 -	1:09.880	51.151	2:01.031	64.84	6.942	10:20:56.758	
2 -	1:09.398	52.451	2:01.849	64.40	7.760	10:22:58.607	
3 -	1:06.982	49.503	1:56.485 (3)	67.37	2.396	10:24:55.092	
4 -	1:06.341	47.748	1:54.089 (1)	68.78		10:26:49.181	
5 -	1:07.221	48.412	1:55.633 (2)	67.87	1.544	10:28:44.814	

BMCRC - MRO Championships 2023 - Rnd 5 @ Cadwell Park

MRO Minitwins & BMCRC Rookie Minitwins

QUALIFYING - SECTOR ANALYSIS



SECTOR 1 = FL to I1, SECTOR 2 = I1 to FL, DIFF = Difference To Personal Best Lap, P = Crossed Finish Line in Pit Lane, D = Time Disallowed

P31 10 RMT		Ian LAURIE		Suzuki SV 650 -		
IDEAL LAP TIME : 1:54.078		BEST LAP TIME : 1:54.335		DIFFERENCE : 0.257		
LAP	SECTOR 1	SECTOR 2	LAP TIME	MPH	DIFF	TIME OF DAY
1 -	1:10.319	49.882	2:00.201	65.29	5.866	10:20:52.947
2 -	1:10.315	49.837	2:00.152	65.31	5.817	10:22:53.099
3 -	1:08.142	46.948	1:55.090 (3)	68.19	0.755	10:24:48.189
4 -	1:07.130	47.205	1:54.335 (1)	68.64		10:26:42.524
5 -	1:07.229	47.258	1:54.487 (2)	68.54	0.152	10:28:37.011

P32 140		John MCLAREN		Suzuki SV650 -		
IDEAL LAP TIME : 1:55.572		BEST LAP TIME : 1:55.572		DIFFERENCE : 0.000		
LAP	SECTOR 1	SECTOR 2	LAP TIME	MPH	DIFF	TIME OF DAY
1 -	1:15.112	50.629	2:05.741	62.41	10.169	10:21:01.832
2 -	1:11.833	48.611	2:00.444 (3)	65.15	4.872	10:23:02.276
3 -	1:11.038	47.839	1:58.877 (2)	66.01	3.305	10:25:01.153
4 -	1:08.104	47.468	1:55.572 (1)	67.90		10:26:56.725

P33 777 RMT		Richard HIRST		Suzuki SV650 - Northern garage conversion		
IDEAL LAP TIME :		BEST LAP TIME : 1:55.635		DIFFERENCE :		
LAP	SECTOR 1	SECTOR 2	LAP TIME	MPH	DIFF	TIME OF DAY
1 -			1:57.968 (3)	66.52	2.333	10:21:30.276
2 -			1:55.755 (2)	67.79	0.120	10:23:26.031
3 -			1:55.635 (1)	67.86		10:25:21.666

P34 167 RMT		Terry SMITH		Suzuki SV650 - IMP Racing		
IDEAL LAP TIME : 1:55.167		BEST LAP TIME : 1:55.648		DIFFERENCE : 0.481		
LAP	SECTOR 1	SECTOR 2	LAP TIME	MPH	DIFF	TIME OF DAY
1 -	1:10.994	50.031	2:01.025	64.84	5.377	10:20:24.681
2 -	1:07.671	47.977	1:55.648 (1)	67.86		10:22:20.329
3 -	1:09.882	47.977	1:57.859	66.58	2.211	10:24:18.188
4 -	1:08.320	47.496	1:55.816 (2)	67.76	0.168	10:26:14.004
5 -	1:08.119	48.287	1:56.406 (3)	67.41	0.758	10:28:10.410

P35 67 RMT		Simon HARVEY		Suzuki SV650 -		
IDEAL LAP TIME : 1:55.660		BEST LAP TIME : 1:55.660		DIFFERENCE : 0.000		
LAP	SECTOR 1	SECTOR 2	LAP TIME	MPH	DIFF	TIME OF DAY
1 -	1:11.451	49.282	2:00.733 (2)	65.00	5.073	10:20:24.831
2 -	1:08.131	47.529	1:55.660 (1)	67.85		10:22:20.491
3 -	1:14.551	48.229	2:02.780 (3)	63.91	7.120	10:24:23.271

P36 284 RMT		David HATTERSLEY		Suzuki SV650 -		
IDEAL LAP TIME : 1:55.690		BEST LAP TIME : 1:55.690		DIFFERENCE : 0.000		
LAP	SECTOR 1	SECTOR 2	LAP TIME	MPH	DIFF	TIME OF DAY
1 -	1:13.600	48.994	2:02.594 (3)	64.01	6.904	10:24:21.709
2 -	1:07.795	47.895	1:55.690 (1)	67.83		10:26:17.399
3 -	1:07.925	48.324	1:56.249 (2)	67.51	0.559	10:28:13.648

P37 789 RMT		Arthur BULL		Suzuki SV650S -		
IDEAL LAP TIME : 1:59.388		BEST LAP TIME : 1:59.381		DIFFERENCE : 0.033		
LAP	SECTOR 1	SECTOR 2	LAP TIME	MPH	DIFF	TIME OF DAY
1 -	1:11.328	51.700	2:03.028	63.79	3.647	10:20:52.484
2 -	1:10.461	51.472	2:01.933	64.36	2.552	10:22:54.417
3 -	1:10.542	50.244	2:00.786 (3)	64.97	1.405	10:24:55.203
4 -	1:09.740	50.549	2:00.289 (2)	65.24	0.908	10:26:55.492
5 -	1:09.104	50.277	1:59.381 (1)	65.73		10:28:54.873

BMCRC - MRO Championships 2023 - Rnd 5 @ Cadwell Park

MRO Minitwins & BMCRC Rookie Minitwins

QUALIFYING - SECTOR ANALYSIS



SECTOR 1 = FL to I1, SECTOR 2 = I1 to FL, DIFF = Difference To Personal Best Lap, P = Crossed Finish Line in Pit Lane, D = Time Disallowed

P38 215 RMT Alan HAZLEHURST		Suzuki SV650 - myself				
IDEAL LAP TIME : 2:07.589		BEST LAP TIME : 2:07.676		DIFFERENCE : 0.087		
LAP	SECTOR 1	SECTOR 2	LAP TIME	MPH	DIFF	TIME OF DAY
1 -	1:17.105	53.263	2:10.368 (2)	60.19	2.692	10:20:51.048
2 -	1:14.816	52.860	2:07.676 (1)	61.46		10:22:58.724
3 -	1:14.729	57.187	2:11.916 (3)	59.49	4.240	10:25:10.640

BMCRC - MRO Championships 2023 - Rnd 5 @ Cadwell Park

MRO Minitwins & BMCRC Rookie Minitwins

QUALIFYING - BEST SECTORS

SECTOR 1				SECTOR 2				IDEAL / BEST COMPARISON				
POS	NO	NAME	TIME	NO	NAME	TIME	POS	NO	NAME	IDEAL	BEST	DIFF
									PERFECT LAP	1:39.816		
1	1	TWYFORD	58.702	1	TWYFORD	41.114	1	1	TWYFORD	1:39.816	1:40.588	0.772
2	58	KILLWORTH	59.543	58	KILLWORTH	42.194	2	58	KILLWORTH	1:41.737	1:41.737	0.000
3	91	GOOD	59.603	170	CONNELY	42.207	3	170	CONNELY	1:42.100	1:42.100	0.000
4	82	SMITH	59.865	22	DOWDS	42.676	4	91	GOOD	1:42.312	1:43.034	0.722
5	22	DOWDS	59.874	82	SMITH	42.702	5	22	DOWDS	1:42.550	1:42.550	0.000
6	170	CONNELY	59.893	91	GOOD	42.709	6	82	SMITH	1:42.567	1:42.609	0.042
7	181	CONNELL	1:00.540	5	MANTELL	43.302	7	5	MANTELL	1:44.027	1:44.027	0.000
8	5	MANTELL	1:00.725	19	LILLEY	43.320	8	19	LILLEY	1:44.104	1:44.273	0.169
9	19	LILLEY	1:00.784	181	CONNELL	43.635	9	181	CONNELL	1:44.175	1:44.175	0.000
10	3	ARBON	1:00.790	3	ARBON	44.248	10	3	ARBON	1:45.038	1:45.038	0.000
11	99	ELLIS	1:01.418	73	LECOQ	44.370	11	99	ELLIS	1:46.330	1:46.408	0.078
12	81	MAY	1:01.500	74	BLACK	44.635	12	81	MAY	1:46.475	1:46.629	0.154
13	34	JOHNSON	1:01.989	34	JOHNSON	44.657	13	73	LECOQ	1:46.598	1:46.794	0.196
14	73	LECOQ	1:02.228	99	ELLIS	44.912	14	34	JOHNSON	1:46.646	1:46.932	0.286
15	74	BLACK	1:02.244	71	CLUNE	44.915	15	74	BLACK	1:46.879	1:47.025	0.146
16	15	SVENSEN	1:02.502	15	SVENSEN	44.944	16	71	CLUNE	1:47.423	1:47.486	0.063
17	71	CLUNE	1:02.508	81	MAY	44.975	17	15	SVENSEN	1:47.446	1:47.446	0.000
18	127	CHAM	1:03.159	104	GRIFFITHS	45.626	18	127	CHAM	1:48.999	1:49.716	0.717
19	40	WILKINSON	1:03.317	24	AUSTIN	45.681	19	40	WILKINSON	1:49.137	1:49.137	0.000
20	138	JARMIN	1:03.954	27	BETTIS	45.718	20	27	BETTIS	1:49.704	1:49.704	0.000
21	27	BETTIS	1:03.986	910	GOWER	45.754	21	910	GOWER	1:50.081	1:50.341	0.260
22	910	GOWER	1:04.327	40	WILKINSON	45.820	22	24	AUSTIN	1:50.161	1:50.451	0.290
23	24	AUSTIN	1:04.480	127	CHAM	45.840	23	138	JARMIN	1:50.311	1:50.311	0.000
24	104	GRIFFITHS	1:04.771	281	FARLEY	45.845	24	104	GRIFFITHS	1:50.397	1:50.397	0.000
25	281	FARLEY	1:04.826	93	BOTTO	46.016	25	281	FARLEY	1:50.671	1:50.671	0.000
26	149	JARVIS	1:05.132	149	JARVIS	46.201	26	93	BOTTO	1:51.311	1:51.432	0.121
27	93	BOTTO	1:05.295	138	JARMIN	46.357	27	149	JARVIS	1:51.333	1:51.333	0.000
28	70	HALL	1:05.309	70	HALL	46.606	28	70	HALL	1:51.915	1:51.915	0.000
29	85	HARKER	1:05.796	10	LAURIE	46.948	29	85	HARKER	1:52.841	1:52.841	0.000
30	321	ZHURAVEL	1:06.341	85	HARKER	47.045	30	10	LAURIE	1:54.078	1:54.335	0.257
31	10	LAURIE	1:07.130	140	MCLAREN	47.468	31	321	ZHURAVEL	1:54.089	1:54.089	0.000
32	167	SMITH	1:07.671	167	SMITH	47.496	32	167	SMITH	1:55.167	1:55.648	0.481
33	284	HATTERSLEY	1:07.795	67	HARVEY	47.529	33	140	MCLAREN	1:55.572	1:55.572	0.000
34	140	MCLAREN	1:08.104	321	ZHURAVEL	47.748	34	67	HARVEY	1:55.660	1:55.660	0.000
35	67	HARVEY	1:08.131	284	HATTERSLEY	47.895	35	284	HATTERSLEY	1:55.690	1:55.690	0.000
36	789	BULL	1:09.104	789	BULL	50.244	36	789	BULL	1:59.348	1:59.381	0.033
37	215	HAZLEHURST	1:14.729	215	HAZLEHURST	52.860	37	215	HAZLEHURST	2:07.589	2:07.676	0.087
38							38	777	HIRST		1:55.635	

BMCRC - MRO Championships 2023 - Rnd 5 @ Cadwell Park

MRO Minitwins & BMCRC Rookie Minitwins

QUALIFYING - STATISTICS

Competitors Started 38
Planned Start 2023-07-01 @ 10:15:00.000
Actual Start 2023-07-01 @ 10:17:43.990
Finish Time 2023-07-01 @ 10:27:33.721
Track Length 2.1800mi.
Total Laps 184
Total Distance Covered 401.1234mi.

Session Fastest Lap History

NO	CL	NAME	LAP TIME	TIME OF DAY	LAP	VEHICLE
22		Darren DOWDS	1:45.677	10:20:04.165	1	Suzuki SV 650
22		Darren DOWDS	1:43.350	10:21:47.516	2	Suzuki SV 650
22		Darren DOWDS	1:42.824	10:23:30.340	3	Suzuki SV 650
1		David TWYFORD	1:41.920	10:24:13.587	3	Suzuki SV650
1		David TWYFORD	1:40.588	10:27:37.247	5	Suzuki SV650

Flag History

TYPE	TIME OF DAY
GREEN	10:17:43.990
FINISH	10:27:33.721

Flag Statistics

TYPE	COUNT	TOTAL LAPS	TOTAL TIME
Green	1	6	11:57.402
Red	0	0	0.000
Safety Car	0	0	0.000
FCY	0	0	0.000

BMCRC - MRO Championships 2023 - Rnd 5 @ Cadwell Park

MRO Minitwins & BMCRC Rookie Minitwins

QUALIFYING - STATISTICS

CLASS :

24 Starters

Fastest Lap History

NO	NAME	LAP TIME	TIME OF DAY	LAP	VEHICLE
22	Darren DOWDS	1:45.677	10:20:04.165	1	Suzuki SV 650
22	Darren DOWDS	1:43.350	10:21:47.516	2	Suzuki SV 650
22	Darren DOWDS	1:42.824	10:23:30.340	3	Suzuki SV 650
1	David TWYFORD	1:41.920	10:24:13.587	3	Suzuki SV650
1	David TWYFORD	1:40.588	10:27:37.247	5	Suzuki SV650

BMCRC - MRO Championships 2023 - Rnd 5 @ Cadwell Park

MRO Minitwins & BMCRC Rookie Minitwins

QUALIFYING - STATISTICS

CLASS : RMT

14 Starters

Fastest Lap History

NO	NAME	LAP TIME	TIME OF DAY	LAP	VEHICLE
167	Terry SMITH	2:01.025	10:20:24.708	1	Suzuki SV650
67	Simon HARVEY	2:00.733	10:20:24.864	1	Suzuki SV650
27	Jack BETTIS	1:56.384	10:20:29.173	1	Suzuki SV 650
167	Terry SMITH	1:55.648	10:22:20.357	2	Suzuki SV650
27	Jack BETTIS	1:53.493	10:22:22.666	2	Suzuki SV 650
15	James SVENSEN	1:50.387	10:22:26.539	2	Suzuki SV650S
15	James SVENSEN	1:50.006	10:26:09.844	4	Suzuki SV650S
127	Matthew CHAM	1:49.716	10:26:22.896	4	Ducati MONSTER 696
15	James SVENSEN	1:47.446	10:27:57.303	5	Suzuki SV650S

BMCRC - MRO Championships 2023 - Rnd 5 @ Cadwell Park



MRO Minitwins & BMCRC Rookie Minitwins

RACE 7 - GRID (6 Laps)

ROW 13	37	1:59.381	789 Arthur BULL	38	2:07.676	215 Alan HAZLEHURST	39	26 Piers DARBY
ROW 12				34	1:55.648	167 Terry SMITH	35	1:55.660
							36	1:55.690
								284 David HATTERSLEY
ROW 11	31	1:54.335	10 Ian LAURIE	32	1:55.572	140 John MCLAREN	33	1:55.635
								777 Richard HIRST
ROW 10				28	1:51.915	70 Colin HALL	29	1:52.841
							30	1:54.089
								321 Illia ZHURAVEL
ROW 9	25	1:50.671	281 Daniel FARLEY	26	1:51.333	149 Clive JARVIS	27	1:51.432
								93 Tony BOTTO
ROW 8				22	1:50.341	910 Harry GOWER	23	1:50.397
							24	1:50.451
								24 Stephen AUSTIN
ROW 7	19	1:49.704	27 Jack BETTIS	20	1:49.716	127 Matthew CHAM	21	1:50.311
								138 Craig JARMIN
ROW 6				16	1:47.446	15 James SVENSEN	17	1:47.486
							18	1:49.137
								40 Simon WILKINSON
ROW 5	13	1:46.794	73 Esteban LECOQ	14	1:46.932	34 Andrew JOHNSON	15	1:47.025
								74 Daniel BLACK
ROW 4				10	1:45.038	3 Oliver ARBON	11	1:46.408
							12	1:46.629
								81 Malvern MAY
ROW 3	7	1:44.027	5 Barry MANTELL	8	1:44.175	181 Neil CONNELL	9	1:44.273
								19 Kevin LILLEY
ROW 2				4	1:42.550	22 Darren DOWDS	5	1:42.609
							6	1:43.034
								91 Daniel GOOD
ROW 1	1	1:40.588	1 David TWYFORD	2	1:41.737	58 Stacey KILLWORTH	3	1:42.100
								170 Darren CONNEELY
Pole								

Cadwell Park: 2.1800 miles

These results are provisional until the conclusion of any judicial and technical matters.

Clerk Of Course :	Stewards :	Timekeeper : <i>Craig Smith</i>
-------------------	------------	------------------------------------

Results can be found at www.tsl-timing.com

Printed - 10:34 Saturday, 01 July 2023



BMCRC - MRO Championships 2023 - Rnd 5 @ Cadwell Park



MRO Minitwins & BMCRC Rookie Minitwins

RACE 7 - CLASSIFICATION

POS	NO	CL	PIC NAME	ENTRY	LAPS	TIME	GAP	DIFF	MPH	BEST	ON
1	91		Daniel GOOD	Suzuki SV650 - Quality Fast Facades	6	10:12.421			76.88	1:40.312	6
2	1		David TWYFORD	Suzuki SV650 - IMP Racing, MHP	6	10:13.231	0.810	0.810	76.78	1:40.551	4
3	22		Darren DOWDS	Suzuki SV 650 - sublime dsg Ltd	6	10:16.205	3.784	2.974	76.41	1:40.949	5
4	19		Kevin LILLEY	Suzuki SV650 - Trafalgar Cleaning Eqpt. / Steve Jorc	6	10:22.085	9.664	5.880	75.69	1:42.160	5
5	5		Barry MANTELL	Suzuki SV650 S - Swedish car connection	6	10:22.262	9.841	0.177	75.67	1:42.057	3
6	170		Darren CONNEELY	Suzuki SV650 -	6	10:24.029	11.608	1.767	75.45	1:42.170	5
7	82		Andrew SMITH	Suzuki SV 650 - ATP Motorsport	6	10:25.109	12.688	1.080	75.32	1:40.841	4
8	181		Neil CONNELL	Suzuki SV650 -	6	10:28.811	16.390	3.702	74.88	1:43.001	5
9	3		Oliver ARBON	Suzuki SV650 - tt plumbing and heating	6	10:28.936	16.515	0.125	74.86	1:42.443	5
10	73		Esteban LECOQ	Suzuki SV650 SK5 - Lifesafety Motorsport	6	10:33.734	21.313	4.798	74.30	1:43.324	4
11	81		Malvern MAY	Suzuki SV650 - IMP racing	6	10:39.619	27.198	5.885	73.61	1:44.238	3
12	99		Lee ELLIS	Suzuki SV650 - ATP Motorsport	6	10:45.804	33.383	6.185	72.91	1:45.927	2
13	15	RMT	James SVENSEN	Suzuki SV650S - Tom Svensen Racing	6	10:45.818	33.397	0.014	72.91	1:45.601	4
14	34		Andrew JOHNSON	Suzuki SV650 - Rose & Charlie Racing	6	10:47.089	34.668	1.271	72.76	1:45.184	6
15	74		Daniel BLACK	Suzuki SV650 - DAD	6	10:51.995	39.574	4.906	72.22	1:46.523	3
16	71		Colin CLUNE	Suzuki SV650 -	6	10:53.216	40.795	1.221	72.08	1:46.701	6
17	127	RMT	Matthew CHAM	Ducati MONSTER 696 -	6	11:00.457	48.036	7.241	71.29	1:47.265	3
18	138		Craig JARMIN	Suzuki SV650 - SK PreP	6	11:07.248	54.827	6.791	70.57	1:48.728	6
19	149		Clive JARVIS	Suzuki SV650 - JP CNC	6	11:08.007	55.586	0.759	70.49	1:48.845	6
20	24		Stephen AUSTIN	Suzuki SV650 -	6	11:10.271	57.850	2.264	70.25	1:49.691	6
21	40		Simon WILKINSON	Suzuki SV650 - S P Wilkinson Engineering Ltd	6	11:10.849	58.428	0.578	70.19	1:49.857	2
22	910	RMT	Harry GOWER	Suzuki SV650 - RightGear Motorcycles	6	11:11.000	58.579	0.151	70.17	1:50.006	4
23	67	RMT	Simon HARVEY	Suzuki SV650 -	6	11:11.322	58.901	0.322	70.14	1:49.157	6
24	281		Daniel FARLEY	Suzuki SV650 - F-TECH FIRE & ELECTRICAL LTD	6	11:11.478	59.057	0.156	70.12	1:48.970	6
25	104	RMT	Jack GRIFFITHS	Suzuki SV650 -	6	11:12.284	59.863	0.806	70.04	1:48.569	6
26	140		John MCLAREN	Suzuki SV650 -	6	11:12.570	1:00.149	0.286	70.01	1:48.517	6
27	26		Piers DARBY	Suzuki SV650 - Darby Racing	6	11:14.180	1:01.759	1.610	69.84	1:49.125	6
28	70		Colin HALL	Suzuki SV650 -	6	11:21.327	1:08.906	7.147	69.11	1:50.605	5
29	85	RMT	Jonathan HARKER	Suzuki SV650 -	6	11:27.945	1:15.524	6.618	68.44	1:51.942	3
30	321	RMT	Illia ZHURAVEL	Suzuki SV650 -	6	11:32.912	1:20.491	4.967	67.95	1:52.771	3
31	10	RMT	Ian LAURIE	Suzuki SV 650 -	6	11:35.178	1:22.757	2.266	67.73	1:52.912	2
32	167	RMT	Terry SMITH	Suzuki SV650 - IMP Racing	6	11:35.597	1:23.176	0.419	67.69	1:53.135	2
33	777	RMT	Richard HIRST	Suzuki SV650 - Northern garage conversion	6	11:35.902	1:23.481	0.305	67.66	1:52.367	5
34	284	RMT	David HATTERSLEY	Suzuki SV650 -	6	11:37.878	1:25.457	1.976	67.47	1:53.759	6
35	27	RMT	Jack BETTIS	Suzuki SV 650 - NB Toolmaking	6	11:45.325	1:32.904	7.447	66.76	1:48.061	2

NOT CLASSIFIED

DNF	93		Tony BOTTO	Suzuki SV 650 - TB Motorcycles	4	7:30.317	2 Laps	2 Laps	69.71	1:50.008	4
DNF	58		Stacey KILLWORTH	Suzuki SV650 - Greenplant/Everns	3	5:11.236	3 Laps	1 Lap	75.64	1:41.171	2
DNF	789	RMT	Arthur BULL	Suzuki SV650S -	0						

FASTEST LAP

91			Daniel GOOD	Suzuki SV650 - Quality Fast Facades	6	1:40.312		78.23 mph		125.90 kph	
15	RMT		James SVENSEN	Suzuki SV650S - Tom Svensen Racing	4	1:45.601		74.31 mph		119.60 kph	

Class - 92.5% of Race Speed = 71.11 mph
 Class RMT - 92.5% of Race Speed = 67.44 mph

Weather / Track : Cloudy / Dry

These results are provisional until the conclusion of any judicial and technical matters.

Race Distance: 6 Laps / 13.08 miles
 Cadwell Park: 2.1800 miles
 Date: 01/07/2023 Start: 14:03 Finish: 14:13

Clerk Of Course :	Stewards :	Timekeeper : <i>Craig Smith</i>
-------------------	------------	------------------------------------

Results can be found at www.tsl-timing.com

Printed - 14:15 Saturday, 01 July 2023



BMCRC - MRO Championships 2023 - Rnd 5 @ Cadwell Park

MRO Minitwins & BMCRC Rookie Minitwins

RACE 7 - LAP CHART

LAP 1 @ 14:05:14.491

NO	BEHIND	LAP TIME
1		1:46.363
82	0.456	1:46.819
22	1.191	1:47.554
58	1.512	1:47.875
91	1.903	1:48.266
170	2.967	1:49.330
5	3.225	1:49.588
19	3.881	1:50.244
181	4.625	1:50.988
3	5.009	1:51.372
73	5.738	1:52.101
99	6.744	1:53.107
15	7.504	1:53.867
81	7.779	1:54.142
74	8.439	1:54.802
127	9.629	1:55.992
27	10.435	1:56.798
34	10.545	1:56.908
71	10.834	1:57.197
40	12.244	1:58.607
910	12.441	1:58.804
138	12.881	1:59.244
93	13.167	1:59.530
149	13.440	1:59.803
24	13.946	2:00.309
281	14.618	2:00.981
104	15.613	2:01.976
67	15.651	2:02.014
26	17.306	2:03.669
85	17.413	2:03.776
140	17.704	2:04.067
70	18.569	2:04.932
10	18.876	2:05.239
321	19.704	2:06.067
167	20.292	2:06.655
284	20.630	2:06.993
777	21.258	2:07.621

LAP 2 @ 14:06:56.086

NO	BEHIND	LAP TIME
1		1:41.595
82	0.242	1:41.381
22	0.635	1:41.039
58	1.088	1:41.171
91	1.368	1:41.060
170	3.979	1:42.607
5	4.068	1:42.438
19	4.749	1:42.463
181	6.372	1:43.342
3	8.153	1:44.739
73	8.365	1:44.222
99	11.076	1:45.927
81	11.301	1:45.117
15	12.891	1:46.982
74	14.109	1:47.265
34	15.758	1:46.808
127	16.349	1:48.315
27	16.901	1:48.061
71	17.121	1:47.882
40	20.506	1:49.857
910	20.909	1:50.063
138	21.184	1:49.898
149	21.408	1:49.563

Weather / Track : Cloudy / Dry

Results can be found at www.tsl-timing.com

LAP 3 @ 14:08:37.942

NO	BEHIND	LAP TIME
93	21.854	1:50.282
24	22.385	1:50.034
281	23.616	1:50.593
67	23.856	1:49.800
104	24.836	1:50.818
26	26.649	1:50.938
140	28.295	1:52.186
85	28.379	1:52.561
70	29.404	1:52.430
10	30.193	1:52.912
321	31.229	1:53.120
167	31.832	1:53.135
284	33.178	1:54.143
777	33.767	1:54.104

LAP 4 @ 14:10:18.493

NO	BEHIND	LAP TIME
1		1:40.551
82	0.531	1:40.841
22	1.106	1:40.969
91	1.219	1:40.760
5	6.174	1:42.456
19	7.200	1:42.358
170	7.682	1:43.440
181	11.448	1:43.574
1		1:41.856
82	0.241	1:41.855
22	0.688	1:41.909
91	1.010	1:41.498
58	1.422	1:42.190
5	4.269	1:42.057
170	4.793	1:42.670
19	5.393	1:42.500
181	8.425	1:43.909
3	9.945	1:43.648
73	10.284	1:43.775
81	13.683	1:44.238
99	16.059	1:46.839
15	17.430	1:46.395
74	18.776	1:46.523
34	19.693	1:45.791
127	21.758	1:47.265
71	22.100	1:46.835
40	29.261	1:50.611
138	29.415	1:50.087
149	30.160	1:50.608
910	30.315	1:51.262
93	30.495	1:50.497
24	30.744	1:50.215
67	32.380	1:50.380
281	32.770	1:51.010
104	34.167	1:51.187
26	34.643	1:49.850
140	35.178	1:48.739
85	38.465	1:51.942
70	38.792	1:51.244
10	41.744	1:53.407
321	42.144	1:52.771
167	43.336	1:53.360
284	45.829	1:54.507
777	46.631	1:54.720
27	51.158	2:16.113

LAP 5 @ 14:11:59.865

NO	BEHIND	LAP TIME
3	12.282	1:42.888
73	13.057	1:43.324
81	17.869	1:44.737
99	21.550	1:46.042
15	22.480	1:45.601
74	25.131	1:46.906
34	25.428	1:46.286
71	29.053	1:47.504
127	30.764	1:49.557
40	38.819	1:50.109
138	39.047	1:50.183
149	39.683	1:50.074
910	39.770	1:50.006
93	39.952	1:50.008
24	40.471	1:50.278
67	42.535	1:50.706
281	43.150	1:50.931
104	43.900	1:50.284
140	44.551	1:49.924
26	44.796	1:50.704
70	49.656	1:51.415
85	51.436	1:53.522
321	55.283	1:53.690
10	56.156	1:54.963
167	57.412	1:54.627
284	59.251	1:53.973
777	59.591	1:53.511
27	1:06.795	1:56.188

LAP 6 @ 14:13:40.549

NO	BEHIND	LAP TIME
91		1:40.312
1	0.810	1:41.494
22	3.784	1:43.785
19	9.664	1:42.360
5	9.841	1:43.010
170	11.608	1:43.812
82	12.688	1:53.240
181	16.390	1:43.997
3	16.515	1:43.846
73	21.313	1:45.593
81	27.198	1:45.841
99	33.383	1:47.196
15	33.397	1:46.705
34	34.668	1:45.184
74	39.574	1:48.090
71	40.795	1:46.701
127	48.036	1:49.705
138	54.827	1:48.728
149	55.586	1:48.845
24	57.850	1:49.691
40	58.428	1:50.446
910	58.579	1:50.299
67	58.901	1:49.157
281	59.057	1:48.970
104	59.863	1:48.569
140	1:00.149	1:48.517
26	1:01.759	1:49.125
70	1:08.906	1:50.701
85	1:15.524	1:53.639
321	1:20.491	1:53.473
10	1:22.757	1:54.268
167	1:23.176	1:53.600
777	1:23.481	1:53.579
284	1:25.457	1:53.759
27	1:32.904	1:54.584

Cadwell Park: 2.1800 miles
Date: 01/07/2023 Start: 14:03 Finish: 14:13

Printed - 14:15 Saturday, 01 July 2023

BMCRC - MRO Championships 2023 - Rnd 5 @ Cadwell Park

MRO Minitwins & BMCRC Rookie Minitwins

RACE 7 - POSITION CHART

No	Name	Lap Pos	Lap					
			1	2	3	4	5	6
1	TWYFORD	1	1	1	1	1	1	91
58	KILLWORTH	2	82	82	82	82	82	1
170	CONNELLY	3	22	22	22	22	91	22
22	DOWDS	4	58	58	91	91	22	19
82	SMITH	5	91	91	58	5	5	5
91	GOOD	6	170	170	5	19	19	170
5	MANTELL	7	5	5	170	170	170	82
181	CONNELL	8	19	19	19	181	181	181
19	LILLEY	9	181	181	181	3	3	3
3	ARBON	10	3	3	3	73	73	73
99	ELLIS	11	73	73	73	81	81	81
81	MAY	12	99	99	81	99	99	99
73	LECOQ	13	15	81	99	15	15	15
34	JOHNSON	14	81	15	15	74	34	34
74	BLACK	15	74	74	74	34	74	74
15	SVENSEN	16	127	34	34	71	71	71
71	CLUNE	17	27	127	127	127	127	127
40	WILKINSON	18	34	27	71	40	138	138
27	BETTIS	19	71	71	40	138	149	149
127	CHAM	20	40	40	138	149	40	24
138	JARMIN	21	910	910	149	910	24	40
910	GOWER	22	138	138	910	93	910	910
104	GRIFFITHS	23	93	149	93	24	67	67
24	AUSTIN	24	149	93	24	67	281	281
281	FARLEY	25	24	24	67	281	104	104
149	JARVIS	26	281	281	281	104	140	140
93	BOTTO	27	104	67	104	140	26	26
70	HALL	28	67	104	26	26	70	70
85	HARKER	29	26	26	140	70	85	85
321	ZHURAVEL	30	85	140	85	85	321	321
10	LAURIE	31	140	85	70	321	10	10
140	MCLAREN	32	70	70	10	10	167	167
777	HIRST	33	10	10	321	167	777	777
167	SMITH	34	321	321	167	284	284	284
67	HARVEY	35	167	167	284	777	27	27
284	HATTERSLEY	36	284	284	777	27		
789	BULL	37	777	777	27			
26	DARBY	38						

BMCRC - MRO Championships 2023 - Rnd 5 @ Cadwell Park

MRO Minitwins & BMCRC Rookie Minitwins

RACE 7 - SECTOR ANALYSIS



SECTOR 1 = FL to I1, SECTOR 2 = I1 to FL, DIFF = Difference To Personal Best Lap, P = Crossed Finish Line in Pit Lane, D = Time Disallowed

P1 91		Daniel GOOD		Suzuki SV650 - Quality Fast Facades			
IDEAL LAP TIME : 1:40.277		BEST LAP TIME : 1:40.312		DIFFERENCE : 0.035			
LAP	SECTOR 1	SECTOR 2	LAP TIME	MPH	DIFF	TIME OF DAY	
1 -		43.023	1:48.266	72.48	7.954	14:05:16.394	
2 -	58.536	42.524	1:41.060	77.65	0.748	14:06:57.454	
3 -	58.738	42.760	1:41.498	77.32	1.186	14:08:38.952	
4 -	58.674	42.086	1:40.760 (3)	77.88	0.448	14:10:19.712	
5 -	58.407	42.118	1:40.525 (2)	78.07	0.213	14:12:00.237	
6 -	58.442	41.870	1:40.312 (1)	78.23		14:13:40.549	

P2 1		David TWYFORD		Suzuki SV650 - IMP Racing, MHP			
IDEAL LAP TIME : 1:40.551		BEST LAP TIME : 1:40.551		DIFFERENCE : 0.000			
LAP	SECTOR 1	SECTOR 2	LAP TIME	MPH	DIFF	TIME OF DAY	
1 -		42.021	1:46.363	73.78	5.812	14:05:14.491	
2 -	58.915	42.680	1:41.595	77.24	1.044	14:06:56.086	
3 -	59.242	42.614	1:41.856	77.05	1.305	14:08:37.942	
4 -	58.660	41.891	1:40.551 (1)	78.05		14:10:18.493	
5 -	58.849	42.523	1:41.372 (2)	77.41	0.821	14:11:59.865	
6 -	59.319	42.175	1:41.494 (3)	77.32	0.943	14:13:41.359	

P3 22		Darren DOWDS		Suzuki SV 650 - sublime dsg Ltd			
IDEAL LAP TIME : 1:40.672		BEST LAP TIME : 1:40.949		DIFFERENCE : 0.277			
LAP	SECTOR 1	SECTOR 2	LAP TIME	MPH	DIFF	TIME OF DAY	
1 -		42.669	1:47.554	72.96	6.605	14:05:15.682	
2 -	58.687	42.352	1:41.039 (3)	77.67	0.090	14:06:56.721	
3 -	59.212	42.697	1:41.909	77.01	0.960	14:08:38.630	
4 -	58.699	42.270	1:40.969 (2)	77.72	0.020	14:10:19.599	
5 -	58.964	41.985	1:40.949 (1)	77.74		14:12:00.548	
6 -	1:01.302	42.483	1:43.785	75.61	2.836	14:13:44.333	

P4 19		Kevin LILLEY		Suzuki SV650 - Trafalgar Cleaning Eqpt. / Steve Jordan Motorcy			
IDEAL LAP TIME : 1:41.913		BEST LAP TIME : 1:42.160		DIFFERENCE : 0.247			
LAP	SECTOR 1	SECTOR 2	LAP TIME	MPH	DIFF	TIME OF DAY	
1 -		44.576	1:50.244	71.18	8.084	14:05:18.372	
2 -	59.335	43.128	1:42.463	76.59	0.303	14:07:00.835	
3 -	59.672	42.828	1:42.500	76.56	0.340	14:08:43.335	
4 -	59.780	42.578	1:42.358 (2)	76.67	0.198	14:10:25.693	
5 -	59.501	42.659	1:42.160 (1)	76.82		14:12:07.853	
6 -	59.766	42.594	1:42.360 (3)	76.67	0.200	14:13:50.213	

P5 5		Barry MANTELL		Suzuki SV650 S - Swedish car connection			
IDEAL LAP TIME : 1:41.721		BEST LAP TIME : 1:42.057		DIFFERENCE : 0.336			
LAP	SECTOR 1	SECTOR 2	LAP TIME	MPH	DIFF	TIME OF DAY	
1 -		43.449	1:49.588	71.61	7.531	14:05:17.716	
2 -	59.568	42.870	1:42.438 (2)	76.61	0.381	14:07:00.154	
3 -	59.413	42.644	1:42.057 (1)	76.89		14:08:42.211	
4 -	1:00.148	42.308	1:42.456 (3)	76.59	0.399	14:10:24.667	
5 -	1:00.197	42.516	1:42.713	76.40	0.656	14:12:07.380	
6 -	1:00.540	42.470	1:43.010	76.18	0.953	14:13:50.390	

P6 170		Darren CONNEELY		Suzuki SV650 -			
IDEAL LAP TIME : 1:41.818		BEST LAP TIME : 1:42.170		DIFFERENCE : 0.352			
LAP	SECTOR 1	SECTOR 2	LAP TIME	MPH	DIFF	TIME OF DAY	
1 -		43.307	1:49.330	71.78	7.160	14:05:17.458	
2 -	59.622	42.985	1:42.607 (2)	76.48	0.437	14:07:00.065	
3 -	1:00.158	42.512	1:42.670 (3)	76.43	0.500	14:08:42.735	
4 -	1:00.781	42.659	1:43.440	75.87	1.270	14:10:26.175	
5 -	59.306	42.864	1:42.170 (1)	76.81		14:12:08.345	
6 -	1:00.720	43.092	1:43.812	75.59	1.642	14:13:52.157	

BMCRC - MRO Championships 2023 - Rnd 5 @ Cadwell Park

MRO Minitwins & BMCRC Rookie Minitwins

RACE 7 - SECTOR ANALYSIS



SECTOR 1 = FL to I1, SECTOR 2 = I1 to FL, DIFF = Difference To Personal Best Lap, P = Crossed Finish Line in Pit Lane, D = Time Disallowed

P7 82		Andrew SMITH		Suzuki SV 650 - ATP Motorsport		
IDEAL LAP TIME : 1:40.642		BEST LAP TIME : 1:40.841		DIFFERENCE : 0.199		
LAP	SECTOR 1	SECTOR 2	LAP TIME	MPH	DIFF	TIME OF DAY
1 -		42.220	1:46.819	73.47	5.978	14:05:14.947
2 -	58.839	42.542	1:41.381 (3)	77.41	0.540	14:06:56.328
3 -	59.314	42.541	1:41.855	77.05	1.014	14:08:38.183
4 -	58.889	41.952	1:40.841 (1)	77.82		14:10:19.024
5 -	58.690	42.283	1:40.973 (2)	77.72	0.132	14:11:59.997
6 -	1:10.615	42.625	1:53.240	69.30	12.399	14:13:53.237

P8 181		Neil CONNELL		Suzuki SV650 -		
IDEAL LAP TIME : 1:42.850		BEST LAP TIME : 1:43.001		DIFFERENCE : 0.151		
LAP	SECTOR 1	SECTOR 2	LAP TIME	MPH	DIFF	TIME OF DAY
1 -		44.518	1:50.988	70.71	7.987	14:05:19.116
2 -	59.630	43.712	1:43.342 (2)	75.94	0.341	14:07:02.458
3 -	1:00.575	43.334	1:43.909	75.52	0.908	14:08:46.367
4 -	1:00.333	43.241	1:43.574 (3)	75.77	0.573	14:10:29.941
5 -	59.781	43.220	1:43.001 (1)	76.19		14:12:12.942
6 -	1:00.554	43.443	1:43.997	75.46	0.996	14:13:56.939

P9 3		Oliver ARBON		Suzuki SV650 - tt plumbing and heating		
IDEAL LAP TIME : 1:42.443		BEST LAP TIME : 1:42.443		DIFFERENCE : 0.000		
LAP	SECTOR 1	SECTOR 2	LAP TIME	MPH	DIFF	TIME OF DAY
1 -		44.422	1:51.372	70.46	8.929	14:05:19.500
2 -	1:00.119	44.620	1:44.739	74.92	2.296	14:07:04.239
3 -	59.650	43.998	1:43.648 (3)	75.71	1.205	14:08:47.887
4 -	59.731	43.157	1:42.888 (2)	76.27	0.445	14:10:30.775
5 -	59.428	43.015	1:42.443 (1)	76.60		14:12:13.218
6 -	1:00.434	43.412	1:43.846	75.57	1.403	14:13:57.064

P10 73		Esteban LECOQ		Suzuki SV650 SK5 - Lifesafety Motorsport		
IDEAL LAP TIME : 1:43.324		BEST LAP TIME : 1:43.324		DIFFERENCE : 0.000		
LAP	SECTOR 1	SECTOR 2	LAP TIME	MPH	DIFF	TIME OF DAY
1 -		44.241	1:52.101	70.00	8.777	14:05:20.229
2 -	1:00.158	44.064	1:44.222 (3)	75.30	0.898	14:07:04.451
3 -	1:00.132	43.643	1:43.775 (2)	75.62	0.451	14:08:48.226
4 -	59.826	43.498	1:43.324 (1)	75.95		14:10:31.550
5 -	1:00.412	44.307	1:44.719	74.94	1.395	14:12:16.269
6 -	1:01.462	44.131	1:45.593	74.32	2.269	14:14:01.862

P11 81		Malvern MAY		Suzuki SV650 - IMP racing		
IDEAL LAP TIME : 1:44.018		BEST LAP TIME : 1:44.238		DIFFERENCE : 0.220		
LAP	SECTOR 1	SECTOR 2	LAP TIME	MPH	DIFF	TIME OF DAY
1 -		45.836	1:54.142	68.75	9.904	14:05:22.270
2 -	1:01.543	43.574	1:45.117 (3)	74.66	0.879	14:07:07.387
3 -	1:00.775	43.463	1:44.238 (1)	75.28		14:08:51.625
4 -	1:01.494	43.243	1:44.737 (2)	74.93	0.499	14:10:36.362
5 -	1:01.412	44.132	1:45.544	74.35	1.306	14:12:21.906
6 -	1:01.904	43.937	1:45.841	74.14	1.603	14:14:07.747

P12 99		Lee ELLIS		Suzuki SV650 - ATP Motorsport		
IDEAL LAP TIME : 1:45.482		BEST LAP TIME : 1:45.927		DIFFERENCE : 0.445		
LAP	SECTOR 1	SECTOR 2	LAP TIME	MPH	DIFF	TIME OF DAY
1 -		44.982	1:53.107	69.38	7.180	14:05:21.235
2 -	1:00.865	45.062	1:45.927 (1)	74.08		14:07:07.162
3 -	1:01.977	44.862	1:46.839	73.45	0.912	14:08:54.001
4 -	1:01.425	44.617	1:46.042 (2)	74.00	0.115	14:10:40.043
5 -	1:01.704	44.989	1:46.693 (3)	73.55	0.766	14:12:26.736
6 -	1:01.941	45.255	1:47.196	73.21	1.269	14:14:13.932

BMCRC - MRO Championships 2023 - Rnd 5 @ Cadwell Park

MRO Minitwins & BMCRC Rookie Minitwins

RACE 7 - SECTOR ANALYSIS



SECTOR 1 = FL to I1, SECTOR 2 = I1 to FL, DIFF = Difference To Personal Best Lap, P = Crossed Finish Line in Pit Lane, D = Time Disallowed

P13 15 RMT		James SVENSEN		Suzuki SV650S - Tom Svensen Racing		
IDEAL LAP TIME : 1:45.601		BEST LAP TIME : 1:45.601		DIFFERENCE : 0.000		
LAP	SECTOR 1	SECTOR 2	LAP TIME	MPH	DIFF	TIME OF DAY
1 -		45.298	1:53.867	68.92	8.266	14:05:21.995
2 -	1:02.094	44.888	1:46.982	73.35	1.381	14:07:08.977
3 -	1:01.831	44.564	1:46.395 (3)	73.76	0.794	14:08:55.372
4 -	1:01.455	44.146	1:45.601 (1)	74.31		14:10:40.973
5 -	1:01.598	44.670	1:46.268 (2)	73.85	0.667	14:12:27.241
6 -	1:01.669	45.036	1:46.705	73.54	1.104	14:14:13.946

P14 34		Andrew JOHNSON		Suzuki SV650 - Rose & Charlie Racing		
IDEAL LAP TIME : 1:44.934		BEST LAP TIME : 1:45.184		DIFFERENCE : 0.250		
LAP	SECTOR 1	SECTOR 2	LAP TIME	MPH	DIFF	TIME OF DAY
1 -		45.651	1:56.908	67.13	11.724	14:05:25.036
2 -	1:01.489	45.319	1:46.808	73.47	1.624	14:07:11.844
3 -	1:01.561	44.230	1:45.791 (2)	74.18	0.607	14:08:57.635
4 -	1:01.553	44.733	1:46.286	73.83	1.102	14:10:43.921
5 -	1:01.694	44.418	1:46.112 (3)	73.96	0.928	14:12:30.033
6 -	1:00.704	44.480	1:45.184 (1)	74.61		14:14:15.217

P15 74		Daniel BLACK		Suzuki SV650 - DAD		
IDEAL LAP TIME : 1:46.523		BEST LAP TIME : 1:46.523		DIFFERENCE : 0.000		
LAP	SECTOR 1	SECTOR 2	LAP TIME	MPH	DIFF	TIME OF DAY
1 -		45.059	1:54.802	68.36	8.279	14:05:22.930
2 -	1:02.337	44.928	1:47.265 (3)	73.16	0.742	14:07:10.195
3 -	1:01.788	44.735	1:46.523 (1)	73.67		14:08:56.718
4 -	1:02.044	44.862	1:46.906 (2)	73.41	0.383	14:10:43.624
5 -	1:02.787	45.622	1:48.409	72.39	1.886	14:12:32.033
6 -	1:02.703	45.387	1:48.090	72.60	1.567	14:14:20.123

P16 71		Colin CLUNE		Suzuki SV650 -		
IDEAL LAP TIME : 1:46.403		BEST LAP TIME : 1:46.701		DIFFERENCE : 0.298		
LAP	SECTOR 1	SECTOR 2	LAP TIME	MPH	DIFF	TIME OF DAY
1 -		45.639	1:57.197	66.96	10.496	14:05:25.325
2 -	1:02.572	45.310	1:47.882	72.74	1.181	14:07:13.207
3 -	1:01.884	44.951	1:46.835 (2)	73.45	0.134	14:09:00.042
4 -	1:02.716	44.788	1:47.504	73.00	0.803	14:10:47.546
5 -	1:02.420	44.677	1:47.097 (3)	73.27	0.396	14:12:34.643
6 -	1:01.726	44.975	1:46.701 (1)	73.55		14:14:21.344

P17 127 RMT		Matthew CHAM		Ducati MONSTER 696 -		
IDEAL LAP TIME : 1:47.081		BEST LAP TIME : 1:47.265		DIFFERENCE : 0.184		
LAP	SECTOR 1	SECTOR 2	LAP TIME	MPH	DIFF	TIME OF DAY
1 -		45.427	1:55.992	67.66	8.727	14:05:24.120
2 -	1:02.189	46.126	1:48.315 (2)	72.45	1.050	14:07:12.435
3 -	1:02.373	44.892	1:47.265 (1)	73.16		14:08:59.700
4 -	1:04.004	45.553	1:49.557 (3)	71.63	2.292	14:10:49.257
5 -	1:03.971	45.652	1:49.623	71.59	2.358	14:12:38.880
6 -	1:04.149	45.556	1:49.705	71.53	2.440	14:14:28.585

P18 138		Craig JARMIN		Suzuki SV650 - SK PreP		
IDEAL LAP TIME : 1:48.728		BEST LAP TIME : 1:48.728		DIFFERENCE : 0.000		
LAP	SECTOR 1	SECTOR 2	LAP TIME	MPH	DIFF	TIME OF DAY
1 -		46.243	1:59.244	65.81	10.516	14:05:27.372
2 -	1:03.598	46.300	1:49.898 (3)	71.41	1.170	14:07:17.270
3 -	1:03.519	46.568	1:50.087	71.28	1.359	14:09:07.357
4 -	1:04.169	46.014	1:50.183	71.22	1.455	14:10:57.540
5 -	1:03.431	45.677	1:49.108 (2)	71.92	0.380	14:12:46.648
6 -	1:03.210	45.518	1:48.728 (1)	72.18		14:14:35.376

BMCRC - MRO Championships 2023 - Rnd 5 @ Cadwell Park

MRO Minitwins & BMCRC Rookie Minitwins

RACE 7 - SECTOR ANALYSIS



SECTOR 1 = FL to I1, SECTOR 2 = I1 to FL, DIFF = Difference To Personal Best Lap, P = Crossed Finish Line in Pit Lane, D = Time Disallowed

P19 149		Clive JARVIS		Suzuki SV650 - JP CNC		
IDEAL LAP TIME : 1:48.845		BEST LAP TIME : 1:48.845		DIFFERENCE : 0.000		
LAP	SECTOR 1	SECTOR 2	LAP TIME	MPH	DIFF	TIME OF DAY
1 -		46.196	1:59.803	65.50	10.958	14:05:27.931
2 -	1:04.001	45.562	1:49.563 (3)	71.63	0.718	14:07:17.494
3 -	1:03.814	46.794	1:50.608	70.95	1.763	14:09:08.102
4 -	1:03.874	46.200	1:50.074	71.29	1.229	14:10:58.176
5 -	1:03.472	45.642	1:49.114 (2)	71.92	0.269	14:12:47.290
6 -	1:03.345	45.500	1:48.845 (1)	72.10		14:14:36.135

P20 24		Stephen AUSTIN		Suzuki SV650 -		
IDEAL LAP TIME : 1:49.225		BEST LAP TIME : 1:49.691		DIFFERENCE : 0.466		
LAP	SECTOR 1	SECTOR 2	LAP TIME	MPH	DIFF	TIME OF DAY
1 -		45.961	2:00.309	65.23	10.618	14:05:28.437
2 -	1:04.720	45.314	1:50.034 (3)	71.32	0.343	14:07:18.471
3 -	1:04.120	46.095	1:50.215	71.20	0.524	14:09:08.686
4 -	1:04.406	45.872	1:50.278	71.16	0.587	14:10:58.964
5 -	1:03.911	45.833	1:49.744 (2)	71.51	0.053	14:12:48.708
6 -	1:03.925	45.766	1:49.691 (1)	71.54		14:14:38.399

P21 40		Simon WILKINSON		Suzuki SV650 - S P Wilkinson Engineering Ltd		
IDEAL LAP TIME : 1:49.576		BEST LAP TIME : 1:49.857		DIFFERENCE : 0.281		
LAP	SECTOR 1	SECTOR 2	LAP TIME	MPH	DIFF	TIME OF DAY
1 -		46.310	1:58.607	66.16	8.750	14:05:26.735
2 -	1:03.622	46.235	1:49.857 (1)	71.43		14:07:16.592
3 -	1:03.928	46.683	1:50.611	70.95	0.754	14:09:07.203
4 -	1:04.155	45.954	1:50.109 (2)	71.27	0.252	14:10:57.312
5 -	1:04.758	46.461	1:51.219	70.56	1.362	14:12:48.531
6 -	1:03.771	46.675	1:50.446 (3)	71.05	0.589	14:14:38.977

P22 910 RMT		Harry GOWER		Suzuki SV650 - RightGear Motorcycles		
IDEAL LAP TIME : 1:49.532		BEST LAP TIME : 1:50.006		DIFFERENCE : 0.474		
LAP	SECTOR 1	SECTOR 2	LAP TIME	MPH	DIFF	TIME OF DAY
1 -		46.040	1:58.804	66.05	8.798	14:05:26.932
2 -	1:03.657	46.406	1:50.063 (2)	71.30	0.057	14:07:16.995
3 -	1:04.548	46.714	1:51.262	70.53	1.256	14:09:08.257
4 -	1:04.131	45.875	1:50.006 (1)	71.34		14:10:58.263
5 -	1:03.962	46.604	1:50.566	70.98	0.560	14:12:48.829
6 -	1:04.016	46.283	1:50.299 (3)	71.15	0.293	14:14:39.128

P23 67 RMT		Simon HARVEY		Suzuki SV650 -		
IDEAL LAP TIME : 1:48.035		BEST LAP TIME : 1:49.157		DIFFERENCE : 1.122		
LAP	SECTOR 1	SECTOR 2	LAP TIME	MPH	DIFF	TIME OF DAY
1 -		46.166	2:02.014	64.32	12.857	14:05:30.142
2 -	1:04.467	45.333	1:49.800 (3)	71.47	0.643	14:07:19.942
3 -	1:04.572	45.808	1:50.380	71.10	1.223	14:09:10.322
4 -	1:04.130	46.576	1:50.706	70.89	1.549	14:11:01.028
5 -	1:04.123	45.142	1:49.265 (2)	71.82	0.108	14:12:50.293
6 -	1:02.893	46.264	1:49.157 (1)	71.89		14:14:39.450

P24 281		Daniel FARLEY		Suzuki SV650 - F-TECH FIRE & ELECTRICAL LTD		
IDEAL LAP TIME : 1:48.412		BEST LAP TIME : 1:48.970		DIFFERENCE : 0.558		
LAP	SECTOR 1	SECTOR 2	LAP TIME	MPH	DIFF	TIME OF DAY
1 -		46.347	2:00.981	64.87	12.011	14:05:29.109
2 -	1:04.901	45.692	1:50.593 (3)	70.96	1.623	14:07:19.702
3 -	1:05.079	45.931	1:51.010	70.69	2.040	14:09:10.712
4 -	1:03.994	46.937	1:50.931	70.74	1.961	14:11:01.643
5 -	1:03.668	45.325	1:48.993 (2)	72.00	0.023	14:12:50.636
6 -	1:03.087	45.883	1:48.970 (1)	72.02		14:14:39.606

BMCRC - MRO Championships 2023 - Rnd 5 @ Cadwell Park

MRO Minitwins & BMCRC Rookie Minitwins

RACE 7 - SECTOR ANALYSIS



SECTOR 1 = FL to I1, SECTOR 2 = I1 to FL, DIFF = Difference To Personal Best Lap, P = Crossed Finish Line in Pit Lane, D = Time Disallowed

P25 104 RMT		Jack GRIFFITHS		Suzuki SV650 -		
IDEAL LAP TIME : 1:48.569		BEST LAP TIME : 1:48.569		DIFFERENCE : 0.000		
LAP	SECTOR 1	SECTOR 2	LAP TIME	MPH	DIFF	TIME OF DAY
1 -		46.643	2:01.976	64.34	13.407	14:05:30.104
2 -	1:05.023	45.795	1:50.818	70.81	2.249	14:07:20.922
3 -	1:04.858	46.329	1:51.187	70.58	2.618	14:09:12.109
4 -	1:03.784	46.500	1:50.284 (3)	71.16	1.715	14:11:02.393
5 -	1:04.086	45.364	1:49.450 (2)	71.70	0.881	14:12:51.843
6 -	1:03.411	45.158	1:48.569 (1)	72.28		14:14:40.412

P26 140		John MCLAREN		Suzuki SV650 -		
IDEAL LAP TIME : 1:48.517		BEST LAP TIME : 1:48.517		DIFFERENCE : 0.000		
LAP	SECTOR 1	SECTOR 2	LAP TIME	MPH	DIFF	TIME OF DAY
1 -		46.937	2:04.067	63.25	15.550	14:05:32.195
2 -	1:05.760	46.426	1:52.186	69.95	3.669	14:07:24.381
3 -	1:03.524	45.215	1:48.739 (2)	72.17	0.222	14:09:13.120
4 -	1:03.729	46.195	1:49.924	71.39	1.407	14:11:03.044
5 -	1:03.997	45.140	1:49.137 (3)	71.91	0.620	14:12:52.181
6 -	1:03.413	45.104	1:48.517 (1)	72.32		14:14:40.698

P27 26		Piers DARBY		Suzuki SV650 - Darby Racing		
IDEAL LAP TIME : 1:48.877		BEST LAP TIME : 1:49.125		DIFFERENCE : 0.248		
LAP	SECTOR 1	SECTOR 2	LAP TIME	MPH	DIFF	TIME OF DAY
1 -		46.968	2:03.669	63.46	14.544	14:05:31.797
2 -	1:05.037	45.901	1:50.938	70.74	1.813	14:07:22.735
3 -	1:03.754	46.096	1:49.850 (2)	71.44	0.725	14:09:12.585
4 -	1:03.770	46.934	1:50.704	70.89	1.579	14:11:03.289
5 -	1:04.182	45.712	1:49.894 (3)	71.41	0.769	14:12:53.183
6 -	1:03.165	45.960	1:49.125 (1)	71.91		14:14:42.308

P28 70		Colin HALL		Suzuki SV650 -		
IDEAL LAP TIME : 1:50.605		BEST LAP TIME : 1:50.605		DIFFERENCE : 0.000		
LAP	SECTOR 1	SECTOR 2	LAP TIME	MPH	DIFF	TIME OF DAY
1 -		48.693	2:04.932	62.81	14.327	14:05:33.060
2 -	1:05.488	46.942	1:52.430	69.80	1.825	14:07:25.490
3 -	1:04.870	46.374	1:51.244 (3)	70.54	0.639	14:09:16.734
4 -	1:05.160	46.255	1:51.415	70.43	0.810	14:11:08.149
5 -	1:04.532	46.073	1:50.605 (1)	70.95		14:12:58.754
6 -	1:04.603	46.098	1:50.701 (2)	70.89	0.096	14:14:49.455

P29 85 RMT		Jonathan HARKER		Suzuki SV650 -		
IDEAL LAP TIME : 1:51.783		BEST LAP TIME : 1:51.942		DIFFERENCE : 0.159		
LAP	SECTOR 1	SECTOR 2	LAP TIME	MPH	DIFF	TIME OF DAY
1 -		47.534	2:03.776	63.40	11.834	14:05:31.904
2 -	1:05.874	46.687	1:52.561 (3)	69.72	0.619	14:07:24.465
3 -	1:05.096	46.846	1:51.942 (1)	70.10		14:09:16.407
4 -	1:06.013	47.509	1:53.522	69.13	1.580	14:11:09.929
5 -	1:05.644	46.861	1:52.505 (2)	69.75	0.563	14:13:02.434
6 -	1:06.156	47.483	1:53.639	69.06	1.697	14:14:56.073

P30 321 RMT		Illia ZHURAVEL		Suzuki SV650 -		
IDEAL LAP TIME : 1:52.293		BEST LAP TIME : 1:52.771		DIFFERENCE : 0.478		
LAP	SECTOR 1	SECTOR 2	LAP TIME	MPH	DIFF	TIME OF DAY
1 -		48.579	2:06.067	62.25	13.296	14:05:34.195
2 -	1:06.046	47.074	1:53.120 (2)	69.37	0.349	14:07:27.315
3 -	1:05.412	47.359	1:52.771 (1)	69.59		14:09:20.086
4 -	1:06.809	46.881	1:53.690	69.03	0.919	14:11:13.776
5 -	1:06.453	47.338	1:53.791	68.96	1.020	14:13:07.567
6 -	1:06.032	47.441	1:53.473 (3)	69.16	0.702	14:15:01.040

BMCRC - MRO Championships 2023 - Rnd 5 @ Cadwell Park

MRO Minitwins & BMCRC Rookie Minitwins

RACE 7 - SECTOR ANALYSIS



SECTOR 1 = FL to I1, SECTOR 2 = I1 to FL, DIFF = Difference To Personal Best Lap, P = Crossed Finish Line in Pit Lane, D = Time Disallowed

P31 10 RMT Ian LAURIE		Suzuki SV 650 -				
IDEAL LAP TIME : 1:52.595		BEST LAP TIME : 1:52.912		DIFFERENCE : 0.317		
LAP	SECTOR 1	SECTOR 2	LAP TIME	MPH	DIFF	TIME OF DAY
1 -		47.098	2:05.239	62.66	12.327	14:05:33.367
2 -	1:06.399	46.513	1:52.912 (1)	69.50		14:07:26.279
3 -	1:06.225	47.182	1:53.407 (2)	69.20	0.495	14:09:19.686
4 -	1:08.593	46.370	1:54.963	68.26	2.051	14:11:14.649
5 -	1:07.176	47.213	1:54.389	68.60	1.477	14:13:09.038
6 -	1:06.950	47.318	1:54.268 (3)	68.68	1.356	14:15:03.306

P32 167 RMT Terry SMITH		Suzuki SV650 - IMP Racing				
IDEAL LAP TIME : 1:53.013		BEST LAP TIME : 1:53.135		DIFFERENCE : 0.122		
LAP	SECTOR 1	SECTOR 2	LAP TIME	MPH	DIFF	TIME OF DAY
1 -		47.699	2:06.655	61.96	13.520	14:05:34.783
2 -	1:05.969	47.166	1:53.135 (1)	69.36		14:07:27.918
3 -	1:06.154	47.206	1:53.360 (2)	69.23	0.225	14:09:21.278
4 -	1:07.583	47.044	1:54.627	68.46	1.492	14:11:15.905
5 -	1:06.941	47.279	1:54.220	68.71	1.085	14:13:10.125
6 -	1:06.177	47.423	1:53.600 (3)	69.08	0.465	14:15:03.725

P33 777 RMT Richard HIRST		Suzuki SV650 - Northern garage conversion				
IDEAL LAP TIME : 1:52.300		BEST LAP TIME : 1:52.367		DIFFERENCE : 0.067		
LAP	SECTOR 1	SECTOR 2	LAP TIME	MPH	DIFF	TIME OF DAY
1 -		47.456	2:07.621	61.49	15.254	14:05:35.749
2 -	1:06.877	47.227	1:54.104	68.77	1.737	14:07:29.853
3 -	1:06.454	48.266	1:54.720	68.41	2.353	14:09:24.573
4 -	1:06.609	46.902	1:53.511 (2)	69.13	1.144	14:11:18.084
5 -	1:06.029	46.338	1:52.367 (1)	69.84		14:13:10.451
6 -	1:05.962	47.617	1:53.579 (3)	69.09	1.212	14:15:04.030

P34 284 RMT David HATTERSLEY		Suzuki SV650 -				
IDEAL LAP TIME : 1:53.492		BEST LAP TIME : 1:53.759		DIFFERENCE : 0.267		
LAP	SECTOR 1	SECTOR 2	LAP TIME	MPH	DIFF	TIME OF DAY
1 -		47.839	2:06.993	61.79	13.234	14:05:35.121
2 -	1:06.866	47.277	1:54.143 (3)	68.75	0.384	14:07:29.264
3 -	1:06.739	47.768	1:54.507	68.53	0.748	14:09:23.771
4 -	1:06.536	47.437	1:53.973 (2)	68.85	0.214	14:11:17.744
5 -	1:07.300	47.203	1:54.503	68.54	0.744	14:13:12.247
6 -	1:06.289	47.470	1:53.759 (1)	68.98		14:15:06.006

P35 27 RMT Jack BETTIS		Suzuki SV 650 - NB Toolmaking				
IDEAL LAP TIME : 1:48.061		BEST LAP TIME : 1:48.061		DIFFERENCE : 0.000		
LAP	SECTOR 1	SECTOR 2	LAP TIME	MPH	DIFF	TIME OF DAY
1 -		45.818	1:56.798	67.19	8.737	14:05:24.926
2 -	1:02.739	45.322	1:48.061 (1)	72.62		14:07:12.987
3 -	1:03.009	1:13.104	2:16.113	57.65	28.052	14:09:29.100
4 -	1:09.176	47.012	1:56.188	67.54	8.127	14:11:25.288
5 -	1:07.322	46.259	1:53.581 (2)	69.09	5.520	14:13:18.869
6 -	1:07.769	46.815	1:54.584 (3)	68.49	6.523	14:15:13.453

P36 93 Tony BOTTO		Suzuki SV 650 - TB Motorcycles				
IDEAL LAP TIME : 1:49.911		BEST LAP TIME : 1:50.008		DIFFERENCE : 0.097		
LAP	SECTOR 1	SECTOR 2	LAP TIME	MPH	DIFF	TIME OF DAY
1 -		46.163	1:59.530	65.65	9.522	14:05:27.658
2 -	1:04.568	45.714	1:50.282 (2)	71.16	0.274	14:07:17.940
3 -	1:04.197	46.300	1:50.497 (3)	71.02	0.489	14:09:08.437
4 -	1:04.245	45.763	1:50.008 (1)	71.34		14:10:58.445

BMCRC - MRO Championships 2023 - Rnd 5 @ Cadwell Park

MRO Minitwins & BMCRC Rookie Minitwins

RACE 7 - SECTOR ANALYSIS



SECTOR 1 = FL to I1, SECTOR 2 = I1 to FL, DIFF = Difference To Personal Best Lap, P = Crossed Finish Line in Pit Lane, D = Time Disallowed

P37 58		Stacey KILLWORTH		Suzuki SV650 - Greenplant/Everns			
IDEAL LAP TIME : 1:41.171		BEST LAP TIME : 1:41.171		DIFFERENCE : 0.000			
LAP	SECTOR 1	SECTOR 2	LAP TIME	MPH	DIFF	TIME OF DAY	
1 -		42.894	1:47.875	72.75	6.704	14:05:16.003	
2 -	58.651	42.520	1:41.171 (1)	77.57		14:06:57.174	
3 -	59.216	42.974	1:42.190 (2)	76.79	1.019	14:08:39.364	

BMCRC - MRO Championships 2023 - Rnd 5 @ Cadwell Park

MRO Minitwins & BMCRC Rookie Minitwins

RACE 7 - BEST SECTORS

SECTOR 1			SECTOR 2			IDEAL / BEST COMPARISON						
POS	NO	NAME	TIME	NO	NAME	TIME	POS	NO	NAME	IDEAL	BEST	DIFF
									PERFECT LAP	1:40.277		
1	91	GOOD	58.407	91	GOOD	41.870	1	91	GOOD	1:40.277	1:40.312	0.035
2	58	KILLWORTH	58.651	1	TWYFORD	41.891	2	1	TWYFORD	1:40.551	1:40.551	0.000
3	1	TWYFORD	58.660	82	SMITH	41.952	3	82	SMITH	1:40.642	1:40.841	0.199
4	22	DOWDS	58.687	22	DOWDS	41.985	4	22	DOWDS	1:40.672	1:40.949	0.277
5	82	SMITH	58.690	5	MANTELL	42.308	5	58	KILLWORTH	1:41.171	1:41.171	0.000
6	170	CONNELY	59.306	170	CONNELY	42.512	6	5	MANTELL	1:41.721	1:42.057	0.336
7	19	LILLEY	59.335	58	KILLWORTH	42.520	7	170	CONNELY	1:41.818	1:42.170	0.352
8	5	MANTELL	59.413	19	LILLEY	42.578	8	19	LILLEY	1:41.913	1:42.160	0.247
9	3	ARBON	59.428	3	ARBON	43.015	9	3	ARBON	1:42.443	1:42.443	0.000
10	181	CONNELL	59.630	181	CONNELL	43.220	10	181	CONNELL	1:42.850	1:43.001	0.151
11	73	LECOQ	59.826	81	MAY	43.243	11	73	LECOQ	1:43.324	1:43.324	0.000
12	34	JOHNSON	1:00.704	73	LECOQ	43.498	12	81	MAY	1:44.018	1:44.238	0.220
13	81	MAY	1:00.775	15	SVENSEN	44.146	13	34	JOHNSON	1:44.934	1:45.184	0.250
14	99	ELLIS	1:00.865	34	JOHNSON	44.230	14	99	ELLIS	1:45.482	1:45.927	0.445
15	15	SVENSEN	1:01.455	99	ELLIS	44.617	15	15	SVENSEN	1:45.601	1:45.601	0.000
16	71	CLUNE	1:01.726	71	CLUNE	44.677	16	71	CLUNE	1:46.403	1:46.701	0.298
17	74	BLACK	1:01.788	74	BLACK	44.735	17	74	BLACK	1:46.523	1:46.523	0.000
18	127	CHAM	1:02.189	127	CHAM	44.892	18	127	CHAM	1:47.081	1:47.265	0.184
19	27	BETTIS	1:02.739	140	MCLAREN	45.104	19	67	HARVEY	1:48.035	1:49.157	1.122
20	67	HARVEY	1:02.893	67	HARVEY	45.142	20	27	BETTIS	1:48.061	1:48.061	0.000
21	281	FARLEY	1:03.087	104	GRIFFITHS	45.158	21	281	FARLEY	1:48.412	1:48.970	0.558
22	26	DARBY	1:03.165	24	AUSTIN	45.314	22	140	MCLAREN	1:48.517	1:48.517	0.000
23	138	JARMIN	1:03.210	27	BETTIS	45.322	23	104	GRIFFITHS	1:48.569	1:48.569	0.000
24	149	JARVIS	1:03.345	281	FARLEY	45.325	24	138	JARMIN	1:48.728	1:48.728	0.000
25	104	GRIFFITHS	1:03.411	149	JARVIS	45.500	25	149	JARVIS	1:48.845	1:48.845	0.000
26	140	MCLAREN	1:03.413	138	JARMIN	45.518	26	26	DARBY	1:48.877	1:49.125	0.248
27	40	WILKINSON	1:03.622	26	DARBY	45.712	27	24	AUSTIN	1:49.225	1:49.691	0.466
28	910	GOWER	1:03.657	93	BOTTO	45.714	28	910	GOWER	1:49.532	1:50.006	0.474
29	24	AUSTIN	1:03.911	910	GOWER	45.875	29	40	WILKINSON	1:49.576	1:49.857	0.281
30	93	BOTTO	1:04.197	40	WILKINSON	45.954	30	93	BOTTO	1:49.911	1:50.008	0.097
31	70	HALL	1:04.532	70	HALL	46.073	31	70	HALL	1:50.605	1:50.605	0.000
32	85	HARKER	1:05.096	777	HIRST	46.338	32	85	HARKER	1:51.783	1:51.942	0.159
33	321	ZHURAVEL	1:05.412	10	LAURIE	46.370	33	321	ZHURAVEL	1:52.293	1:52.771	0.478
34	777	HIRST	1:05.962	85	HARKER	46.687	34	777	HIRST	1:52.300	1:52.367	0.067
35	167	SMITH	1:05.969	321	ZHURAVEL	46.881	35	10	LAURIE	1:52.595	1:52.912	0.317
36	10	LAURIE	1:06.225	167	SMITH	47.044	36	167	SMITH	1:53.013	1:53.135	0.122
37	284	HATTERSLEY	1:06.289	284	HATTERSLEY	47.203	37	284	HATTERSLEY	1:53.492	1:53.759	0.267
38												

BMCRC - MRO Championships 2023 - Rnd 5 @ Cadwell Park

MRO Minitwins & BMCRC Rookie Minitwins

RACE 7 - STATISTICS

Competitors Started	38
Planned Start	2023-07-01 @ 14:00:00.000
Actual Start	2023-07-01 @ 14:03:28.127
Finish Time	2023-07-01 @ 14:13:40.548
Track Length	2.1800mi.
Total Laps	217
Total Distance Covered	473.0640mi.

Session Fastest Lap History

NO	CL	NAME	LAP TIME	TIME OF DAY	LAP	VEHICLE
1		David TWYFORD	1:41.595	14:06:56.111	2	Suzuki SV650
82		Andrew SMITH	1:41.381	14:06:56.338	2	Suzuki SV 650
22		Darren DOWDS	1:41.039	14:06:56.733	2	Suzuki SV 650
1		David TWYFORD	1:40.551	14:10:18.517	4	Suzuki SV650
91		Daniel GOOD	1:40.525	14:12:00.263	5	Suzuki SV650
91		Daniel GOOD	1:40.312	14:13:40.576	6	Suzuki SV650

Session Leader History

NO	CL	NAME	FROM LAP	LAPS LED	DISTANCE	VEHICLE
1		David TWYFORD	1	5	10.90 miles	Suzuki SV650
91		Daniel GOOD	6	1	2.18 miles	Suzuki SV650

Flag History

TYPE	TIME OF DAY
GREEN	14:03:28.127
FINISH	14:13:40.548

Flag Statistics

TYPE	COUNT	TOTAL LAPS	TOTAL TIME
Green	1	6	11:56.857
Red	0	0	0.000
Safety Car	0	0	0.000
FCY	0	0	0.000

BMCRC - MRO Championships 2023 - Rnd 5 @ Cadwell Park

MRO Minitwins & BMCRC Rookie Minitwins

RACE 7 - STATISTICS

CLASS :

25 Starters

Fastest Lap History

NO	NAME	LAP TIME	TIME OF DAY	LAP	VEHICLE
1	David TWYFORD	1:41.595	14:06:56.111	2	Suzuki SV650
82	Andrew SMITH	1:41.381	14:06:56.338	2	Suzuki SV 650
22	Darren DOWDS	1:41.039	14:06:56.733	2	Suzuki SV 650
1	David TWYFORD	1:40.551	14:10:18.517	4	Suzuki SV650
91	Daniel GOOD	1:40.525	14:12:00.263	5	Suzuki SV650
91	Daniel GOOD	1:40.312	14:13:40.576	6	Suzuki SV650

Leader History

NO	NAME	FROM LAP	LAPS LED	DISTANCE	VEHICLE
1	David TWYFORD	1	5	10.90 miles	Suzuki SV650
91	Daniel GOOD	6	1	2.18 miles	Suzuki SV650

BMCRC - MRO Championships 2023 - Rnd 5 @ Cadwell Park

MRO Minitwins & BMCRC Rookie Minitwins

RACE 7 - STATISTICS

CLASS : RMT

13 Starters

Fastest Lap History

NO	NAME	LAP TIME	TIME OF DAY	LAP	VEHICLE
15	James SVENSEN	1:46.982	14:07:08.990	2	Suzuki SV650S
15	James SVENSEN	1:46.395	14:08:55.384	3	Suzuki SV650S
15	James SVENSEN	1:45.601	14:10:40.986	4	Suzuki SV650S

Leader History

NO	NAME	FROM LAP	LAPS LED	DISTANCE	VEHICLE
15	James SVENSEN	1	6	13.08 miles	Suzuki SV650S

BMCRC - MRO Championships 2023 - Rnd 5 @ Cadwell Park



MRO Minitwins & BMCRC Rookie Minitwins

RACE 17 - GRID (6 Laps)

ROW 13	37	1:53.759	284 David HATTERSLEY	38	789 Arthur BULL	39	215 Alan HAZLEHURST					
ROW 12				34	1:52.771	321 Illia ZHURAVEL	35	1:52.912	10 Ian LAURIE	36	1:53.135	167 Terry SMITH
ROW 11	31	1:50.605	70 Colin HALL	32	1:51.942	85 Jonathan HARKER	33	1:52.367	777 Richard HIRST			
ROW 10				28	1:49.857	40 Simon WILKINSON	29	1:50.006	910 Harry GOWER	30	1:50.008	93 Tony BOTTO
ROW 9	25	1:49.125	26 Piers DARBY	26	1:49.157	67 Simon HARVEY	27	1:49.691	24 Stephen AUSTIN			
ROW 8				22	1:48.728	138 Craig JARMIN	23	1:48.845	149 Clive JARVIS	24	1:48.970	281 Daniel FARLEY
ROW 7	19	1:48.061	27 Jack BETTIS	20	1:48.517	140 John MCLAREN	21	1:48.569	104 Jack GRIFFITHS			
ROW 6				16	1:46.523	74 Daniel BLACK	17	1:46.701	71 Colin CLUNE	18	1:47.265	127 Matthew CHAM
ROW 5	13	1:45.184	34 Andrew JOHNSON	14	1:45.601	15 James SVENSEN	15	1:45.927	99 Lee ELLIS			
ROW 4				10	1:43.001	181 Neil CONNELL	11	1:43.324	73 Esteban LECOQ	12	1:44.238	81 Malvern MAY
ROW 3	7	1:42.160	19 Kevin LILLEY	8	1:42.170	170 Darren CONNEELY	9	1:42.443	3 Oliver ARBON			
ROW 2				4	1:40.949	22 Darren DOWDS	5	1:41.171	58 Stacey KILLWORTH	6	1:42.057	5 Barry MANTELL
ROW 1	1	1:40.312	91 Daniel GOOD	2	1:40.551	1 David TWYFORD	3	1:40.841	82 Andrew SMITH			
Pole												

Cadwell Park: 2.1800 miles

These results are provisional until the conclusion of any judicial and technical matters.

Clerk Of Course :	Stewards :	Timekeeper : <i>Craig Smith</i>
-------------------	------------	------------------------------------

Results can be found at www.tsl-timing.com

Printed - 14:17 Saturday, 01 July 2023



BMCRC - MRO Championships 2023 - Rnd 5 @ Cadwell Park



MRO Minitwins & BMCRC Rookie Minitwins

RACE 17 - CLASSIFICATION

POS	NO	CL	PIC NAME	ENTRY	LAPS	TIME	GAP	DIFF	MPH	BEST	ON
1	91		1 Daniel GOOD	Suzuki SV650 - Quality Fast Facades	6	10:10.890			77.08	1:39.750	5
2	1		2 David TWYFORD	Suzuki SV650 - IMP Racing, MHP	6	10:11.051	0.161	0.161	77.06	1:40.399	4
3	58		3 Stacey KILLWORTH	Suzuki SV650 - Greenplant/Everns	6	10:12.170	1.280	1.119	76.92	1:40.094	4
4	22		4 Darren DOWDS	Suzuki SV 650 - sublime dsg Ltd	6	10:12.620	1.730	0.450	76.86	1:39.899	6
5	82		5 Andrew SMITH	Suzuki SV 650 - ATP Motorsport	6	10:14.913	4.023	2.293	76.57	1:41.071	5
6	5		6 Barry MANTELL	Suzuki SV650 S - Swedish car connection	6	10:22.305	11.415	7.392	75.66	1:42.147	3
7	3		7 Oliver ARBON	Suzuki SV650 - It plumbing and heating	6	10:30.279	19.389	7.974	74.71	1:42.780	3
8	19		8 Kevin LILLEY	Suzuki SV650 - Trafalgar Cleaning Eqpt. / Steve Jor	6	10:35.900	25.010	5.621	74.04	1:44.150	3
9	74		9 Daniel BLACK	Suzuki SV650 - DAD	6	10:40.865	29.975	4.965	73.47	1:44.440	3
10	181		10 Neil CONNELL	Suzuki SV650 -	6	10:40.907	30.017	0.042	73.47	1:44.246	6
11	99		11 Lee ELLIS	Suzuki SV650 - ATP Motorsport	6	10:42.014	31.124	1.107	73.34	1:44.830	4
12	81		12 Malvern MAY	Suzuki SV650 - IMP racing	6	10:43.589	32.699	1.575	73.16	1:44.292	4
13	15	RMT	1 James SVENSEN	Suzuki SV650S - Tom Svensen Racing	6	10:45.319	34.429	1.730	72.96	1:45.998	5
14	73		13 Esteban LECOQ	Suzuki SV650 SK5 - Lifesafety Motorsport	6	10:45.352	34.462	0.033	72.96	1:43.977	2
15	34		14 Andrew JOHNSON	Suzuki SV650 - Rose & Charlie Racing	6	10:48.279	37.389	2.927	72.63	1:46.034	3
16	71		15 Colin CLUNE	Suzuki SV650 -	6	10:50.076	39.186	1.797	72.43	1:46.415	4
17	140		16 John MCLAREN	Suzuki SV650 -	6	10:55.644	44.754	5.568	71.81	1:46.268	3
18	26		17 Piers DARBY	Suzuki SV650 - Darby Racing	6	11:00.008	49.118	4.364	71.34	1:47.314	4
19	910	RMT	2 Harry GOWER	Suzuki SV650 - RightGear Motorcycles	6	11:00.095	49.205	0.087	71.33	1:46.311	4
20	67	RMT	3 Simon HARVEY	Suzuki SV650 -	6	11:03.240	52.350	3.145	70.99	1:47.899	6
21	27	RMT	4 Jack BETTIS	Suzuki SV 650 - NB Toolmaking	6	11:03.641	52.751	0.401	70.95	1:48.340	4
22	104	RMT	5 Jack GRIFFITHS	Suzuki SV650 -	6	11:03.888	52.998	0.247	70.92	1:47.778	4
23	281		18 Daniel FARLEY	Suzuki SV650 - F-TECH FIRE & ELECTRICAL LTD	6	11:04.691	53.801	0.803	70.84	1:47.768	4
24	149		19 Clive JARVIS	Suzuki SV650 - JP CNC	6	11:04.837	53.947	0.146	70.82	1:48.206	4
25	138		20 Craig JARMIN	Suzuki SV650 - SK PreP	6	11:07.455	56.565	2.618	70.54	1:48.993	6
26	40		21 Simon WILKINSON	Suzuki SV650 - S P Wilkinson Engineering Ltd	6	11:11.658	1:00.768	4.203	70.10	1:49.546	2
27	24		22 Stephen AUSTIN	Suzuki SV650 -	6	11:11.853	1:00.963	0.195	70.08	1:49.542	2
28	93		23 Tony BOTTO	Suzuki SV 650 - TB Motorcycles	6	11:21.152	1:10.262	9.299	69.13	1:50.468	4
29	85	RMT	6 Jonathan HARKER	Suzuki SV650 -	6	11:28.788	1:17.898	7.636	68.36	1:52.022	3
30	10	RMT	7 Ian LAURIE	Suzuki SV 650 -	6	11:38.087	1:27.197	9.299	67.45	1:54.406	5
31	167	RMT	8 Terry SMITH	Suzuki SV650 - IMP Racing	6	11:38.945	1:28.055	0.858	67.37	1:53.472	3
32	284	RMT	9 David HATTERSLEY	Suzuki SV650 -	6	11:41.767	1:30.877	2.822	67.09	1:54.717	5
33	777	RMT	10 Richard HIRST	Suzuki SV650 - Northern garage conversion	6	11:45.821	1:34.931	4.054	66.71	1:54.187	5
34	789	RMT	11 Arthur BULL	Suzuki SV650S -	5	10:32.326	1 Lap	1 Lap	62.05	2:01.825	5

NOT CLASSIFIED

DNF	70		Colin HALL	Suzuki SV650 -	5	9:29.190	1 Lap		68.94	1:50.060	5
DNF	170		Darren CONNEELY	Suzuki SV650 -	4	7:02.222	2 Laps	1 Lap	74.34	1:42.458	3
DNF	321	RMT	Illia ZHURAVEL	Suzuki SV650 -	2	3:57.863	4 Laps	2 Laps	65.98	1:52.688	2
DQ	127	RMT	Matthew CHAM	Ducati MONSTER 696 -							

FASTEST LAP

91			Daniel GOOD	Suzuki SV650 - Quality Fast Facades	5	1:39.750		78.67 mph		126.61 kph	
15	RMT		James SVENSEN	Suzuki SV650S - Tom Svensen Racing	5	1:45.998		74.03 mph		119.15 kph	

Bike 127 - Disqualified for failing post race technical inspection

Class - 92.5% of Race Speed = 71.29 mph

Class RMT - 92.5% of Race Speed = 67.48 mph

Race Distance: 6 Laps / 13.08 miles

Cadwell Park: 2.1800 miles

Date: 01/07/2023 Start: 16:54 Finish: 17:04

Weather / Track : Cloudy / Dry

These results are provisional until the conclusion of any judicial and technical matters.

Clerk Of Course :	Stewards :	Timekeeper : <i>Craig Smith</i>
-------------------	------------	------------------------------------

Results can be found at www.tsl-timing.com

Printed - 17:52 Saturday, 01 July 2023



BMCRC - MRO Championships 2023 - Rnd 5 @ Cadwell Park

MRO Minitwins & BMCRC Rookie Minitwins

RACE 17 - LAP CHART

LAP 1 @ 16:56:27.312

NO	BEHIND	LAP TIME
91		1:46.474
1	1.234	1:47.708
22	1.934	1:48.408
58	2.283	1:48.757
82	2.374	1:48.848
170	3.083	1:49.557
5	3.523	1:49.997
181	3.931	1:50.405
15	5.642	1:52.116
3	6.012	1:52.486
19	6.296	1:52.770
73	6.848	1:53.322
74	7.253	1:53.727
99	7.928	1:54.402
81	8.616	1:55.090
127	9.271	1:55.745
34	9.389	1:55.863
71	9.914	1:56.388
27	10.972	1:57.446
140	11.088	1:57.562
104	11.725	1:58.199
149	12.139	1:58.613
281	12.532	1:59.006
26	13.060	1:59.534
67	13.152	1:59.626
910	14.354	2:00.828
138	14.699	2:01.173
40	15.094	2:01.568
24	15.536	2:02.010
70	17.167	2:03.641
85	17.868	2:04.342
10	18.187	2:04.661
93	18.284	2:04.758
321	18.701	2:05.175
284	19.614	2:06.088
167	20.469	2:06.943
777	24.699	2:11.173
789	30.259	2:16.733

LAP 2 @ 16:58:09.899

NO	BEHIND	LAP TIME
91		1:42.587
1	0.086	1:41.439
22	1.135	1:41.788
58	1.326	1:41.630
82	1.424	1:41.637
5	3.085	1:42.149
170	3.766	1:43.270
3	7.101	1:43.676
73	8.238	1:43.977
19	8.787	1:45.078
15	9.936	1:46.881
74	10.366	1:45.700
81	10.613	1:44.584
99	10.843	1:45.502
181	11.442	1:50.098
34	13.230	1:46.428
71	14.830	1:47.503
127	16.048	1:49.364
140	16.092	1:47.591
27	18.058	1:49.673
104	18.617	1:49.479
26	18.984	1:48.511

149	19.366	1:49.814
281	19.714	1:49.769
67	20.059	1:49.494
910	20.654	1:48.887
138	21.338	1:49.226
40	22.053	1:49.546
24	22.491	1:49.542
70	27.621	1:53.041
85	28.036	1:52.755
93	28.353	1:52.656
321	28.802	1:52.688
10	30.280	1:54.680
284	32.293	1:55.266
167	32.674	1:54.792
777	37.802	1:55.690
789	53.010	2:05.338

LAP 3 @ 16:59:50.409

NO	BEHIND	LAP TIME
1		1:40.424
91	0.399	1:40.909
58	1.258	1:40.442
22	1.980	1:41.355
82	2.061	1:41.147
5	4.722	1:42.147
170	5.714	1:42.458
3	9.371	1:42.780
73	11.809	1:44.081
19	12.427	1:44.150
74	14.296	1:44.440
15	15.734	1:46.308
99	16.660	1:46.327
81	16.951	1:46.848
181	17.489	1:46.557
34	18.754	1:46.034
71	20.757	1:46.437
140	21.850	1:46.268
127	24.911	1:49.373
27	26.480	1:48.932
26	26.586	1:48.112
104	27.433	1:49.326
910	27.831	1:47.687
149	27.877	1:49.021
281	28.888	1:49.684
67	29.056	1:49.507
138	30.018	1:49.190
40	31.107	1:49.564
24	32.031	1:50.050
70	38.794	1:51.683
85	39.548	1:52.022
93	39.701	1:51.858
10	44.713	1:54.943
167	45.636	1:53.472
284	47.276	1:55.493
777	52.262	1:54.970
789	1:17.979	2:05.479

LAP 4 @ 17:01:30.808

NO	BEHIND	LAP TIME
1		1:40.399
91	0.310	1:40.310
58	0.953	1:40.094
22	1.851	1:40.270
82	2.737	1:41.075
5	6.619	1:42.296

3	11.939	1:42.967
170	12.252	1:46.937
73	16.018	1:44.608
19	16.314	1:44.286
74	19.281	1:45.384
81	20.844	1:44.292
99	21.091	1:44.830
15	21.537	1:46.202
181	22.154	1:45.064
34	24.601	1:46.246
71	26.773	1:46.415
140	28.259	1:46.808
127	33.227	1:48.715
26	33.501	1:47.314
910	33.743	1:46.311
27	34.421	1:48.340
104	34.812	1:47.778
149	35.684	1:48.206
281	36.257	1:47.768
67	36.783	1:48.126
138	38.793	1:49.174
40	41.399	1:50.691
24	41.637	1:50.005
70	49.160	1:50.765
93	49.770	1:50.468
85	52.432	1:53.283
10	59.072	1:54.758
167	59.884	1:54.647
284	1:01.892	1:55.015
777	1:06.594	1:54.731

LAP 5 @ 17:03:10.868

NO	BEHIND	LAP TIME
91		1:39.750
789	1 Lap	2:02.951
1	0.575	1:40.635
58	1.270	1:40.377
22	2.691	1:40.900
82	3.748	1:41.071
5	8.724	1:42.165
3	15.369	1:43.490
19	20.550	1:44.296
73	20.760	1:44.802
74	24.437	1:45.216
99	26.172	1:45.141
81	26.490	1:45.706
181	26.631	1:44.537
15	27.475	1:45.998
34	30.940	1:46.399
71	33.196	1:46.483
140	35.961	1:47.762
26	41.626	1:48.185
910	41.764	1:48.081
127	44.573	1:51.406
27	44.802	1:50.441
104	45.275	1:50.523
67	45.311	1:48.588
149	45.885	1:50.261
281	46.084	1:49.887
138	48.432	1:49.699
40	51.077	1:49.738
24	51.340	1:49.763
70	59.160	1:50.060
93	1:00.489	1:50.779
85	1:04.548	1:52.176
10	1:13.418	1:54.406

LAP 6 @ 17:04:51.728

NO	BEHIND	LAP TIME
91		1:40.860
1	0.161	1:40.446
58	1.280	1:40.870
22	1.730	1:39.899
82	4.023	1:41.135
5	11.415	1:43.551
3	19.389	1:44.880
789	1 Lap	2:01.825
19	25.010	1:45.320
74	29.975	1:46.398
181	30.017	1:44.246
99	31.124	1:45.812
81	32.699	1:47.069
15	34.429	1:47.814
73	34.462	1:54.562
34	37.389	1:47.309
71	39.186	1:46.850
140	44.754	1:49.653
26	49.118	1:48.352
910	49.205	1:48.301
127	51.512	1:47.799
67	52.350	1:47.899
27	52.751	1:48.809
104	52.998	1:48.583
281	53.801	1:48.577
149	53.947	1:48.922
138	56.565	1:48.993
40	1:00.768	1:50.551
24	1:00.963	1:50.483
93	1:10.262	1:50.633
85	1:17.898	1:54.210
10	1:27.197	1:54.639
167	1:28.055	1:54.163
284	1:30.877	1:55.188
777	1:34.931	1:55.070

BMCRC - MRO Championships 2023 - Rnd 5 @ Cadwell Park

MRO Minitwins & BMCRC Rookie Minitwins

RACE 17 - POSITION CHART

No	Name	Lap Pos	Lap					
			1	2	3	4	5	6
91	GOOD	1	91	91	1	1	91	91
1	TWYFORD	2	1	1	91	91	1	1
82	SMITH	3	22	22	58	58	58	58
22	DOWDS	4	58	58	22	22	22	22
58	KILLWORTH	5	82	82	82	82	82	82
5	MANTELL	6	170	5	5	5	5	5
19	LILLEY	7	5	170	170	3	3	3
170	CONNELY	8	181	3	3	170	19	19
3	ARBON	9	15	73	73	73	73	74
181	CONNELL	10	3	19	19	19	74	181
73	LECOQ	11	19	15	74	74	99	99
81	MAY	12	73	74	15	81	81	81
34	JOHNSON	13	74	81	99	99	181	15
15	SVENSEN	14	99	99	81	15	15	73
99	ELLIS	15	81	181	181	181	34	34
74	BLACK	16	127	34	34	34	71	71
71	CLUNE	17	34	71	71	71	140	140
127	CHAM	18	71	127	140	140	26	26
27	BETTIS	19	27	140	127	127	910	910
140	MCLAREN	20	140	27	27	26	127	127
104	GRIFFITHS	21	104	104	26	910	27	67
138	JARMIN	22	149	26	104	27	104	27
149	JARVIS	23	281	149	910	104	67	104
281	FARLEY	24	26	281	149	149	149	281
26	DARBY	25	67	67	281	281	281	149
67	HARVEY	26	910	910	67	67	138	138
24	AUSTIN	27	138	138	138	138	40	40
40	WILKINSON	28	40	40	40	40	24	24
910	GOWER	29	24	24	24	24	70	93
93	BOTTO	30	70	70	70	70	93	85
70	HALL	31	85	85	85	93	85	10
85	HARKER	32	10	93	93	85	10	167
777	HIRST	33	93	321	10	10	167	284
321	ZHURAVEL	34	321	10	167	167	284	777
10	LAURIE	35	284	284	284	284	777	
167	SMITH	36	167	167	777	777	789	
284	HATTERSLEY	37	777	777	789	789		
789	BULL	38	789	789				

BMCRC - MRO Championships 2023 - Rnd 5 @ Cadwell Park

MRO Minitwins & BMCRC Rookie Minitwins

RACE 17 - SECTOR ANALYSIS



SECTOR 1 = FL to I1, SECTOR 2 = I1 to FL, DIFF = Difference To Personal Best Lap, P = Crossed Finish Line in Pit Lane, D = Time Disallowed

P1 91 Daniel GOOD		Suzuki SV650 - Quality Fast Facades				
IDEAL LAP TIME : 1:39.750		BEST LAP TIME : 1:39.750		DIFFERENCE : 0.000		
LAP	SECTOR 1	SECTOR 2	LAP TIME	MPH	DIFF	TIME OF DAY
1 -		42.531	1:46.474	73.70	6.724	16:56:27.312
2 -	59.882	42.705	1:42.587	76.50	2.837	16:58:09.899
3 -	59.008	41.901	1:40.909	77.77	1.159	16:59:50.808
4 -	58.528	41.782	1:40.310 (2)	78.23	0.560	17:01:31.118
5 -	57.976	41.774	1:39.750 (1)	78.67		17:03:10.868
6 -	58.743	42.117	1:40.860 (3)	77.81	1.110	17:04:51.728

P2 1 David TWYFORD		Suzuki SV650 - IMP Racing, MHP				
IDEAL LAP TIME : 1:40.141		BEST LAP TIME : 1:40.399		DIFFERENCE : 0.258		
LAP	SECTOR 1	SECTOR 2	LAP TIME	MPH	DIFF	TIME OF DAY
1 -		42.012	1:47.708	72.86	7.309	16:56:28.546
2 -	58.795	42.644	1:41.439	77.36	1.040	16:58:09.985
3 -	58.426	41.998	1:40.424 (2)	78.14	0.025	16:59:50.409
4 -	58.633	41.766	1:40.399 (1)	78.16		17:01:30.808
5 -	58.920	41.715	1:40.635	77.98	0.236	17:03:11.443
6 -	58.648	41.798	1:40.446 (3)	78.13	0.047	17:04:51.889

P3 58 Stacey KILLWORTH		Suzuki SV650 - Greenplant/Everns				
IDEAL LAP TIME : 1:40.052		BEST LAP TIME : 1:40.094		DIFFERENCE : 0.042		
LAP	SECTOR 1	SECTOR 2	LAP TIME	MPH	DIFF	TIME OF DAY
1 -		43.032	1:48.757	72.16	8.663	16:56:29.595
2 -	59.248	42.382	1:41.630	77.22	1.536	16:58:11.225
3 -	58.654	41.788	1:40.442 (3)	78.13	0.348	16:59:51.667
4 -	58.321	41.773	1:40.094 (1)	78.40		17:01:31.761
5 -	58.443	41.934	1:40.377 (2)	78.18	0.283	17:03:12.138
6 -	59.139	41.731	1:40.870	77.80	0.776	17:04:53.008

P4 22 Darren DOWDS		Suzuki SV 650 - sublime dsg Ltd				
IDEAL LAP TIME : 1:39.761		BEST LAP TIME : 1:39.899		DIFFERENCE : 0.138		
LAP	SECTOR 1	SECTOR 2	LAP TIME	MPH	DIFF	TIME OF DAY
1 -		42.932	1:48.408	72.39	8.509	16:56:29.246
2 -	59.395	42.393	1:41.788	77.10	1.889	16:58:11.034
3 -	59.363	41.992	1:41.355	77.43	1.456	16:59:52.389
4 -	58.419	41.851	1:40.270 (2)	78.26	0.371	17:01:32.659
5 -	59.071	41.829	1:40.900 (3)	77.78	1.001	17:03:13.559
6 -	58.557	41.342	1:39.899 (1)	78.56		17:04:53.458

P5 82 Andrew SMITH		Suzuki SV 650 - ATP Motorsport				
IDEAL LAP TIME : 1:40.686		BEST LAP TIME : 1:41.071		DIFFERENCE : 0.385		
LAP	SECTOR 1	SECTOR 2	LAP TIME	MPH	DIFF	TIME OF DAY
1 -		42.933	1:48.848	72.10	7.777	16:56:29.686
2 -	59.401	42.236	1:41.637	77.21	0.566	16:58:11.323
3 -	59.259	41.888	1:41.147	77.59	0.076	16:59:52.470
4 -	59.247	41.828	1:41.075 (2)	77.64	0.004	17:01:33.545
5 -	58.858	42.213	1:41.071 (1)	77.64		17:03:14.616
6 -	59.054	42.081	1:41.135 (3)	77.59	0.064	17:04:55.751

P6 5 Barry MANTELL		Suzuki SV650 S - Swedish car connection				
IDEAL LAP TIME : 1:41.826		BEST LAP TIME : 1:42.147		DIFFERENCE : 0.321		
LAP	SECTOR 1	SECTOR 2	LAP TIME	MPH	DIFF	TIME OF DAY
1 -		43.775	1:49.997	71.34	7.850	16:56:30.835
2 -	59.547	42.602	1:42.149 (2)	76.82	0.002	16:58:12.984
3 -	59.357	42.790	1:42.147 (1)	76.83		16:59:55.131
4 -	59.365	42.931	1:42.296	76.71	0.149	17:01:37.427
5 -	59.696	42.469	1:42.165 (3)	76.81	0.018	17:03:19.592
6 -	1:00.675	42.876	1:43.551	75.78	1.404	17:05:03.143

BMCRC - MRO Championships 2023 - Rnd 5 @ Cadwell Park

MRO Minitwins & BMCRC Rookie Minitwins

RACE 17 - SECTOR ANALYSIS



SECTOR 1 = FL to I1, SECTOR 2 = I1 to FL, DIFF = Difference To Personal Best Lap, P = Crossed Finish Line in Pit Lane, D = Time Disallowed

P7 3		Oliver ARBON		Suzuki SV650 - tt plumbing and heating		
IDEAL LAP TIME : 1:42.434		BEST LAP TIME : 1:42.780		DIFFERENCE : 0.346		
LAP	SECTOR 1	SECTOR 2	LAP TIME	MPH	DIFF	TIME OF DAY
1 -		44.530	1:52.486	69.76	9.706	16:56:33.324
2 -	1:00.337	43.339	1:43.676	75.69	0.896	16:58:17.000
3 -	59.633	43.147	1:42.780 (1)	76.35		16:59:59.780
4 -	1:00.166	42.801	1:42.967 (2)	76.21	0.187	17:01:42.747
5 -	1:00.013	43.477	1:43.490 (3)	75.83	0.710	17:03:26.237
6 -	1:00.078	44.802	1:44.880	74.82	2.100	17:05:11.117

P8 19		Kevin LILLEY		Suzuki SV650 - Trafalgar Cleaning Eqpt. / Steve Jordan Motorcy		
IDEAL LAP TIME : 1:43.560		BEST LAP TIME : 1:44.150		DIFFERENCE : 0.590		
LAP	SECTOR 1	SECTOR 2	LAP TIME	MPH	DIFF	TIME OF DAY
1 -		44.631	1:52.770	69.59	8.620	16:56:33.608
2 -	1:01.164	43.914	1:45.078	74.68	0.928	16:58:18.686
3 -	59.733	44.417	1:44.150 (1)	75.35		17:00:02.836
4 -	1:00.428	43.858	1:44.286 (2)	75.25	0.136	17:01:47.122
5 -	1:00.347	43.949	1:44.296 (3)	75.24	0.146	17:03:31.418
6 -	1:01.493	43.827	1:45.320	74.51	1.170	17:05:16.738

P9 74		Daniel BLACK		Suzuki SV650 - DAD		
IDEAL LAP TIME : 1:44.226		BEST LAP TIME : 1:44.440		DIFFERENCE : 0.214		
LAP	SECTOR 1	SECTOR 2	LAP TIME	MPH	DIFF	TIME OF DAY
1 -		45.257	1:53.727	69.00	9.287	16:56:34.565
2 -	1:00.847	44.853	1:45.700	74.24	1.260	16:58:20.265
3 -	1:01.061	43.379	1:44.440 (1)	75.14		17:00:04.705
4 -	1:01.424	43.960	1:45.384 (3)	74.47	0.944	17:01:50.089
5 -	1:01.018	44.198	1:45.216 (2)	74.59	0.776	17:03:35.305
6 -	1:01.635	44.763	1:46.398	73.76	1.958	17:05:21.703

P10 181		Neil CONNELL		Suzuki SV650 -		
IDEAL LAP TIME : 1:43.447		BEST LAP TIME : 1:44.246		DIFFERENCE : 0.799		
LAP	SECTOR 1	SECTOR 2	LAP TIME	MPH	DIFF	TIME OF DAY
1 -		43.711	1:50.405	71.08	6.159	16:56:31.243
2 -	1:06.606	43.492	1:50.098	71.28	5.852	16:58:21.341
3 -	1:01.454	45.103	1:46.557	73.65	2.311	17:00:07.898
4 -	1:00.462	44.602	1:45.064 (3)	74.69	0.818	17:01:52.962
5 -	1:00.268	44.269	1:44.537 (2)	75.07	0.291	17:03:37.499
6 -	59.955	44.291	1:44.246 (1)	75.28		17:05:21.745

P11 99		Lee ELLIS		Suzuki SV650 - ATP Motorsport		
IDEAL LAP TIME : 1:44.830		BEST LAP TIME : 1:44.830		DIFFERENCE : 0.000		
LAP	SECTOR 1	SECTOR 2	LAP TIME	MPH	DIFF	TIME OF DAY
1 -		45.287	1:54.402	68.60	9.572	16:56:35.240
2 -	1:00.784	44.718	1:45.502 (3)	74.38	0.672	16:58:20.742
3 -	1:01.643	44.684	1:46.327	73.81	1.497	17:00:07.069
4 -	1:00.390	44.440	1:44.830 (1)	74.86		17:01:51.899
5 -	1:00.666	44.475	1:45.141 (2)	74.64	0.311	17:03:37.040
6 -	1:01.085	44.727	1:45.812	74.16	0.982	17:05:22.852

P12 81		Malvern MAY		Suzuki SV650 - IMP racing		
IDEAL LAP TIME : 1:44.282		BEST LAP TIME : 1:44.292		DIFFERENCE : 0.010		
LAP	SECTOR 1	SECTOR 2	LAP TIME	MPH	DIFF	TIME OF DAY
1 -		45.090	1:55.090	68.19	10.798	16:56:35.928
2 -	1:00.428	44.156	1:44.584 (2)	75.04	0.292	16:58:20.512
3 -	1:01.974	44.874	1:46.848	73.45	2.556	17:00:07.360
4 -	1:00.438	43.854	1:44.292 (1)	75.25		17:01:51.652
5 -	1:01.278	44.428	1:45.706 (3)	74.24	1.414	17:03:37.358
6 -	1:01.118	45.951	1:47.069	73.29	2.777	17:05:24.427

BMCRC - MRO Championships 2023 - Rnd 5 @ Cadwell Park

MRO Minitwins & BMCRC Rookie Minitwins

RACE 17 - SECTOR ANALYSIS



SECTOR 1 = FL to I1, SECTOR 2 = I1 to FL, DIFF = Difference To Personal Best Lap, P = Crossed Finish Line in Pit Lane, D = Time Disallowed

P13 15 RMT James SVENSEN		Suzuki SV650S - Tom Svensen Racing				
IDEAL LAP TIME : 1:45.814		BEST LAP TIME : 1:45.998		DIFFERENCE : 0.184		
LAP	SECTOR 1	SECTOR 2	LAP TIME	MPH	DIFF	TIME OF DAY
1 -		44.395	1:52.116	69.99	6.118	16:56:32.954
2 -	1:02.071	44.810	1:46.881	73.42	0.883	16:58:19.835
3 -	1:02.189	44.119	1:46.308 (3)	73.82	0.310	17:00:06.143
4 -	1:01.958	44.244	1:46.202 (2)	73.89	0.204	17:01:52.345
5 -	1:01.695	44.303	1:45.998 (1)	74.03		17:03:38.343
6 -	1:01.965	45.849	1:47.814	72.79	1.816	17:05:26.157

P14 73 Esteban LECOQ		Suzuki SV650 SK5 - Lifesafety Motorsport				
IDEAL LAP TIME : 1:43.512		BEST LAP TIME : 1:43.977		DIFFERENCE : 0.465		
LAP	SECTOR 1	SECTOR 2	LAP TIME	MPH	DIFF	TIME OF DAY
1 -		44.599	1:53.322	69.25	9.345	16:56:34.160
2 -	1:00.423	43.554	1:43.977 (1)	75.47		16:58:18.137
3 -	59.958	44.123	1:44.081 (2)	75.40	0.104	17:00:02.218
4 -	1:00.690	43.918	1:44.608 (3)	75.02	0.631	17:01:46.826
5 -	1:01.009	43.793	1:44.802	74.88	0.825	17:03:31.628
6 -	1:02.346	52.216	1:54.562	68.50	10.585	17:05:26.190

P15 34 Andrew JOHNSON		Suzuki SV650 - Rose & Charlie Racing				
IDEAL LAP TIME : 1:45.987		BEST LAP TIME : 1:46.034		DIFFERENCE : 0.047		
LAP	SECTOR 1	SECTOR 2	LAP TIME	MPH	DIFF	TIME OF DAY
1 -		45.485	1:55.863	67.73	9.829	16:56:36.701
2 -	1:01.737	44.691	1:46.428	73.74	0.394	16:58:23.129
3 -	1:01.379	44.655	1:46.034 (1)	74.01		17:00:09.163
4 -	1:01.485	44.761	1:46.246 (2)	73.86	0.212	17:01:55.409
5 -	1:01.791	44.608	1:46.399 (3)	73.76	0.365	17:03:41.808
6 -	1:02.330	44.979	1:47.309	73.13	1.275	17:05:29.117

P16 71 Colin CLUNE		Suzuki SV650 -				
IDEAL LAP TIME : 1:46.259		BEST LAP TIME : 1:46.415		DIFFERENCE : 0.156		
LAP	SECTOR 1	SECTOR 2	LAP TIME	MPH	DIFF	TIME OF DAY
1 -		45.785	1:56.388	67.42	9.973	16:56:37.226
2 -	1:02.741	44.762	1:47.503	73.00	1.088	16:58:24.729
3 -	1:01.828	44.609	1:46.437 (2)	73.73	0.022	17:00:11.166
4 -	1:01.791	44.624	1:46.415 (1)	73.74		17:01:57.581
5 -	1:02.015	44.468	1:46.483 (3)	73.70	0.068	17:03:44.064
6 -	1:02.023	44.827	1:46.850	73.44	0.435	17:05:30.914

P17 140 John MCLAREN		Suzuki SV650 -				
IDEAL LAP TIME : 1:46.268		BEST LAP TIME : 1:46.268		DIFFERENCE : 0.000		
LAP	SECTOR 1	SECTOR 2	LAP TIME	MPH	DIFF	TIME OF DAY
1 -		46.378	1:57.562	66.75	11.294	16:56:38.400
2 -	1:02.710	44.881	1:47.591 (3)	72.94	1.323	16:58:25.991
3 -	1:02.146	44.122	1:46.268 (1)	73.85		17:00:12.259
4 -	1:02.282	44.526	1:46.808 (2)	73.47	0.540	17:01:59.067
5 -	1:02.713	45.049	1:47.762	72.82	1.494	17:03:46.829
6 -	1:04.169	45.484	1:49.653	71.57	3.385	17:05:36.482

P18 26 Piers DARBY		Suzuki SV650 - Darby Racing				
IDEAL LAP TIME : 1:47.314		BEST LAP TIME : 1:47.314		DIFFERENCE : 0.000		
LAP	SECTOR 1	SECTOR 2	LAP TIME	MPH	DIFF	TIME OF DAY
1 -		46.117	1:59.534	65.65	12.220	16:56:40.372
2 -	1:03.284	45.227	1:48.511	72.32	1.197	16:58:28.883
3 -	1:03.033	45.079	1:48.112 (2)	72.59	0.798	17:00:16.995
4 -	1:02.352	44.962	1:47.314 (1)	73.13		17:02:04.309
5 -	1:02.921	45.264	1:48.185 (3)	72.54	0.871	17:03:52.494
6 -	1:03.168	45.184	1:48.352	72.43	1.038	17:05:40.846

BMCRC - MRO Championships 2023 - Rnd 5 @ Cadwell Park

MRO Minitwins & BMCRC Rookie Minitwins

RACE 17 - SECTOR ANALYSIS



SECTOR 1 = FL to I1, SECTOR 2 = I1 to FL, DIFF = Difference To Personal Best Lap, P = Crossed Finish Line in Pit Lane, D = Time Disallowed

P19 910 RMT Harry GOWER		Suzuki SV650 - RightGear Motorcycles				
IDEAL LAP TIME : 1:46.282		BEST LAP TIME : 1:46.311		DIFFERENCE : 0.029		
LAP	SECTOR 1	SECTOR 2	LAP TIME	MPH	DIFF	TIME OF DAY
1 -		46.508	2:00.828	64.95	14.517	16:56:41.666
2 -	1:03.425	45.462	1:48.887	72.07	2.576	16:58:30.553
3 -	1:02.911	44.776	1:47.687 (2)	72.87	1.376	17:00:18.240
4 -	1:01.877	44.434	1:46.311 (1)	73.82		17:02:04.551
5 -	1:03.676	44.405	1:48.081 (3)	72.61	1.770	17:03:52.632
6 -	1:03.376	44.925	1:48.301	72.46	1.990	17:05:40.933

P20 127 RMT Matthew CHAM		Ducati MONSTER 696 -				
IDEAL LAP TIME : 1:47.799		BEST LAP TIME : 1:47.799		DIFFERENCE : 0.000		
LAP	SECTOR 1	SECTOR 2	LAP TIME	MPH	DIFF	TIME OF DAY
1 -		45.808	1:55.745	67.80	7.946	16:56:36.583
2 -	1:03.677	45.687	1:49.364 (3)	71.76	1.565	16:58:25.947
3 -	1:03.297	46.076	1:49.373	71.75	1.574	17:00:15.320
4 -	1:03.245	45.470	1:48.715 (2)	72.18	0.916	17:02:04.035
5 -	1:04.144	47.262	1:51.406	70.44	3.607	17:03:55.441
6 -	1:02.661	45.138	1:47.799 (1)	72.80		17:05:43.240

P21 67 RMT Simon HARVEY		Suzuki SV650 -				
IDEAL LAP TIME : 1:47.415		BEST LAP TIME : 1:47.899		DIFFERENCE : 0.484		
LAP	SECTOR 1	SECTOR 2	LAP TIME	MPH	DIFF	TIME OF DAY
1 -		45.665	1:59.626	65.60	11.727	16:56:40.464
2 -	1:04.220	45.274	1:49.494	71.67	1.595	16:58:29.958
3 -	1:03.987	45.520	1:49.507	71.66	1.608	17:00:19.465
4 -	1:03.068	45.058	1:48.126 (2)	72.58	0.227	17:02:07.591
5 -	1:02.914	45.674	1:48.588 (3)	72.27	0.689	17:03:56.179
6 -	1:02.357	45.542	1:47.899 (1)	72.73		17:05:44.078

P22 27 RMT Jack BETTIS		Suzuki SV 650 - NB Toolmaking				
IDEAL LAP TIME : 1:48.243		BEST LAP TIME : 1:48.340		DIFFERENCE : 0.097		
LAP	SECTOR 1	SECTOR 2	LAP TIME	MPH	DIFF	TIME OF DAY
1 -		46.521	1:57.446	66.82	9.106	16:56:38.284
2 -	1:03.808	45.865	1:49.673	71.55	1.333	16:58:27.957
3 -	1:03.663	45.269	1:48.932 (3)	72.04	0.592	17:00:16.889
4 -	1:03.097	45.243	1:48.340 (1)	72.43		17:02:05.229
5 -	1:04.089	46.352	1:50.441	71.06	2.101	17:03:55.670
6 -	1:03.663	45.146	1:48.809 (2)	72.12	0.469	17:05:44.479

P23 104 RMT Jack GRIFFITHS		Suzuki SV650 -				
IDEAL LAP TIME : 1:47.778		BEST LAP TIME : 1:47.778		DIFFERENCE : 0.000		
LAP	SECTOR 1	SECTOR 2	LAP TIME	MPH	DIFF	TIME OF DAY
1 -		45.852	1:58.199	66.39	10.421	16:56:39.037
2 -	1:03.887	45.592	1:49.479	71.68	1.701	16:58:28.516
3 -	1:03.927	45.399	1:49.326 (3)	71.78	1.548	17:00:17.842
4 -	1:03.065	44.713	1:47.778 (1)	72.81		17:02:05.620
5 -	1:04.376	46.147	1:50.523	71.00	2.745	17:03:56.143
6 -	1:03.723	44.860	1:48.583 (2)	72.27	0.805	17:05:44.726

P24 281 Daniel FARLEY		Suzuki SV650 - F-TECH FIRE & ELECTRICAL LTD				
IDEAL LAP TIME : 1:47.768		BEST LAP TIME : 1:47.768		DIFFERENCE : 0.000		
LAP	SECTOR 1	SECTOR 2	LAP TIME	MPH	DIFF	TIME OF DAY
1 -		45.894	1:59.006	65.94	11.238	16:56:39.844
2 -	1:04.616	45.153	1:49.769	71.49	2.001	16:58:29.613
3 -	1:03.743	45.941	1:49.684 (3)	71.55	1.916	17:00:19.297
4 -	1:02.942	44.826	1:47.768 (1)	72.82		17:02:07.065
5 -	1:03.790	46.097	1:49.887	71.41	2.119	17:03:56.952
6 -	1:03.567	45.010	1:48.577 (2)	72.28	0.809	17:05:45.529

BMCRC - MRO Championships 2023 - Rnd 5 @ Cadwell Park

MRO Minitwins & BMCRC Rookie Minitwins

RACE 17 - SECTOR ANALYSIS



SECTOR 1 = FL to I1, SECTOR 2 = I1 to FL, DIFF = Difference To Personal Best Lap, P = Crossed Finish Line in Pit Lane, D = Time Disallowed

P25 149		Clive JARVIS		Suzuki SV650 - JP CNC		
IDEAL LAP TIME : 1:48.206		BEST LAP TIME : 1:48.206		DIFFERENCE : 0.000		
LAP	SECTOR 1	SECTOR 2	LAP TIME	MPH	DIFF	TIME OF DAY
1 -		46.026	1:58.613	66.16	10.407	16:56:39.451
2 -	1:03.815	45.999	1:49.814	71.46	1.608	16:58:29.265
3 -	1:03.579	45.442	1:49.021 (3)	71.98	0.815	17:00:18.286
4 -	1:03.033	45.173	1:48.206 (1)	72.52		17:02:06.492
5 -	1:03.962	46.299	1:50.261	71.17	2.055	17:03:56.753
6 -	1:03.531	45.391	1:48.922 (2)	72.05	0.716	17:05:45.675

P26 138		Craig JARMIN		Suzuki SV650 - SK PreP		
IDEAL LAP TIME : 1:48.659		BEST LAP TIME : 1:48.993		DIFFERENCE : 0.334		
LAP	SECTOR 1	SECTOR 2	LAP TIME	MPH	DIFF	TIME OF DAY
1 -		46.512	2:01.173	64.76	12.180	16:56:42.011
2 -	1:03.330	45.896	1:49.226	71.85	0.233	16:58:31.237
3 -	1:03.190	46.000	1:49.190 (3)	71.87	0.197	17:00:20.427
4 -	1:02.979	46.195	1:49.174 (2)	71.88	0.181	17:02:09.601
5 -	1:04.019	45.680	1:49.699	71.54	0.706	17:03:59.300
6 -	1:03.161	45.832	1:48.993 (1)	72.00		17:05:48.293

P27 40		Simon WILKINSON		Suzuki SV650 - S P Wilkinson Engineering Ltd		
IDEAL LAP TIME : 1:49.389		BEST LAP TIME : 1:49.546		DIFFERENCE : 0.157		
LAP	SECTOR 1	SECTOR 2	LAP TIME	MPH	DIFF	TIME OF DAY
1 -		46.476	2:01.568	64.55	12.022	16:56:42.406
2 -	1:03.440	46.106	1:49.546 (1)	71.64		16:58:31.952
3 -	1:03.560	46.004	1:49.564 (2)	71.62	0.018	17:00:21.516
4 -	1:04.289	46.402	1:50.691	70.90	1.145	17:02:12.207
5 -	1:03.789	45.949	1:49.738 (3)	71.51	0.192	17:04:01.945
6 -	1:04.061	46.490	1:50.551	70.99	1.005	17:05:52.496

P28 24		Stephen AUSTIN		Suzuki SV650 -		
IDEAL LAP TIME : 1:49.374		BEST LAP TIME : 1:49.542		DIFFERENCE : 0.168		
LAP	SECTOR 1	SECTOR 2	LAP TIME	MPH	DIFF	TIME OF DAY
1 -		46.443	2:02.010	64.32	12.468	16:56:42.848
2 -	1:03.868	45.674	1:49.542 (1)	71.64		16:58:32.390
3 -	1:04.507	45.543	1:50.050	71.31	0.508	17:00:22.440
4 -	1:04.499	45.506	1:50.005 (3)	71.34	0.463	17:02:12.445
5 -	1:04.124	45.639	1:49.763 (2)	71.50	0.221	17:04:02.208
6 -	1:04.540	45.943	1:50.483	71.03	0.941	17:05:52.691

P29 93		Tony BOTTO		Suzuki SV 650 - TB Motorcycles		
IDEAL LAP TIME : 1:50.323		BEST LAP TIME : 1:50.468		DIFFERENCE : 0.145		
LAP	SECTOR 1	SECTOR 2	LAP TIME	MPH	DIFF	TIME OF DAY
1 -		48.407	2:04.758	62.90	14.290	16:56:45.596
2 -	1:05.936	46.720	1:52.656	69.66	2.188	16:58:38.252
3 -	1:06.206	45.652	1:51.858	70.16	1.390	17:00:30.110
4 -	1:04.671	45.797	1:50.468 (1)	71.04		17:02:20.578
5 -	1:05.047	45.732	1:50.779 (3)	70.84	0.311	17:04:11.357
6 -	1:04.919	45.714	1:50.633 (2)	70.93	0.165	17:06:01.990

P30 85 RMT		Jonathan HARKER		Suzuki SV650 -		
IDEAL LAP TIME : 1:51.252		BEST LAP TIME : 1:52.022		DIFFERENCE : 0.770		
LAP	SECTOR 1	SECTOR 2	LAP TIME	MPH	DIFF	TIME OF DAY
1 -		47.595	2:04.342	63.11	12.320	16:56:45.180
2 -	1:05.796	46.959	1:52.755 (3)	69.60	0.733	16:58:37.935
3 -	1:05.562	46.460	1:52.022 (1)	70.05		17:00:29.957
4 -	1:05.452	47.831	1:53.283	69.27	1.261	17:02:23.240
5 -	1:04.792	47.384	1:52.176 (2)	69.96	0.154	17:04:15.416
6 -	1:05.605	48.605	1:54.210	68.71	2.188	17:06:09.626

BMCRC - MRO Championships 2023 - Rnd 5 @ Cadwell Park

MRO Minitwins & BMCRC Rookie Minitwins

RACE 17 - SECTOR ANALYSIS



SECTOR 1 = FL to I1, SECTOR 2 = I1 to FL, DIFF = Difference To Personal Best Lap, P = Crossed Finish Line in Pit Lane, D = Time Disallowed

P31 10 RMT Ian LAURIE		Suzuki SV 650 -				
IDEAL LAP TIME : 1:54.100		BEST LAP TIME : 1:54.406		DIFFERENCE : 0.306		
LAP	SECTOR 1	SECTOR 2	LAP TIME	MPH	DIFF	TIME OF DAY
1 -		46.914	2:04.661	62.95	10.255	16:56:45.499
2 -	1:07.518	47.162	1:54.680 (3)	68.43	0.274	16:58:40.179
3 -	1:07.534	47.409	1:54.943	68.27	0.537	17:00:35.122
4 -	1:08.176	46.582	1:54.758	68.38	0.352	17:02:29.880
5 -	1:07.821	46.585	1:54.406 (1)	68.59		17:04:24.286
6 -	1:07.871	46.768	1:54.639 (2)	68.45	0.233	17:06:18.925

P32 167 RMT Terry SMITH		Suzuki SV650 - IMP Racing				
IDEAL LAP TIME : 1:53.472		BEST LAP TIME : 1:53.472		DIFFERENCE : 0.000		
LAP	SECTOR 1	SECTOR 2	LAP TIME	MPH	DIFF	TIME OF DAY
1 -		48.231	2:06.943	61.82	13.471	16:56:47.781
2 -	1:06.954	47.838	1:54.792	68.36	1.320	16:58:42.573
3 -	1:06.518	46.954	1:53.472 (1)	69.16		17:00:36.045
4 -	1:07.605	47.042	1:54.647 (3)	68.45	1.175	17:02:30.692
5 -	1:07.524	47.404	1:54.928	68.28	1.456	17:04:25.620
6 -	1:07.007	47.156	1:54.163 (2)	68.74	0.691	17:06:19.783

P33 284 RMT David HATTERSLEY		Suzuki SV650 -				
IDEAL LAP TIME : 1:54.581		BEST LAP TIME : 1:54.717		DIFFERENCE : 0.136		
LAP	SECTOR 1	SECTOR 2	LAP TIME	MPH	DIFF	TIME OF DAY
1 -		47.703	2:06.088	62.24	11.371	16:56:46.926
2 -	1:07.484	47.782	1:55.266	68.08	0.549	16:58:42.192
3 -	1:07.547	47.946	1:55.493	67.95	0.776	17:00:37.685
4 -	1:07.764	47.251	1:55.015 (2)	68.23	0.298	17:02:32.700
5 -	1:07.374	47.343	1:54.717 (1)	68.41		17:04:27.417
6 -	1:07.330	47.858	1:55.188 (3)	68.13	0.471	17:06:22.605

P34 777 RMT Richard HIRST		Suzuki SV650 - Northern garage conversion				
IDEAL LAP TIME : 1:54.187		BEST LAP TIME : 1:54.187		DIFFERENCE : 0.000		
LAP	SECTOR 1	SECTOR 2	LAP TIME	MPH	DIFF	TIME OF DAY
1 -		48.410	2:11.173	59.82	16.986	16:56:52.011
2 -	1:07.622	48.068	1:55.690	67.83	1.503	16:58:47.701
3 -	1:07.565	47.405	1:54.970 (3)	68.26	0.783	17:00:42.671
4 -	1:07.390	47.341	1:54.731 (2)	68.40	0.544	17:02:37.402
5 -	1:07.306	46.881	1:54.187 (1)	68.72		17:04:31.589
6 -	1:07.526	47.544	1:55.070	68.20	0.883	17:06:26.659

P35 789 RMT Arthur BULL		Suzuki SV650S -				
IDEAL LAP TIME : 2:01.825		BEST LAP TIME : 2:01.825		DIFFERENCE : 0.000		
LAP	SECTOR 1	SECTOR 2	LAP TIME	MPH	DIFF	TIME OF DAY
1 -		52.811	2:16.733	57.39	14.908	16:56:57.571
2 -	1:13.186	52.152	2:05.338 (3)	62.61	3.513	16:59:02.909
3 -	1:12.699	52.780	2:05.479	62.54	3.654	17:01:08.388
4 -	1:11.160	51.791	2:02.951 (2)	63.83	1.126	17:03:11.339
5 -	1:10.491	51.334	2:01.825 (1)	64.42		17:05:13.164

P36 70 Colin HALL		Suzuki SV650 -				
IDEAL LAP TIME : 1:50.060		BEST LAP TIME : 1:50.060		DIFFERENCE : 0.000		
LAP	SECTOR 1	SECTOR 2	LAP TIME	MPH	DIFF	TIME OF DAY
1 -		47.700	2:03.641	63.47	13.581	16:56:44.479
2 -	1:05.943	47.098	1:53.041	69.42	2.981	16:58:37.520
3 -	1:05.163	46.520	1:51.683 (3)	70.27	1.623	17:00:29.203
4 -	1:04.519	46.246	1:50.765 (2)	70.85	0.705	17:02:19.968
5 -	1:04.223	45.837	1:50.060 (1)	71.30		17:04:10.028

BMCRC - MRO Championships 2023 - Rnd 5 @ Cadwell Park

MRO Minitwins & BMCRC Rookie Minitwins

RACE 17 - SECTOR ANALYSIS



SECTOR 1 = FL to I1, SECTOR 2 = I1 to FL, DIFF = Difference To Personal Best Lap, P = Crossed Finish Line in Pit Lane, D = Time Disallowed

P37 170		Darren CONNEELY		Suzuki SV650 -		
IDEAL LAP TIME : 1:42.458		BEST LAP TIME : 1:42.458		DIFFERENCE : 0.000		
LAP	SECTOR 1	SECTOR 2	LAP TIME	MPH	DIFF	TIME OF DAY
1 -		43.124	1:49.557	71.63	7.099	16:56:30.395
2 -	1:00.427	42.843	1:43.270 (2)	75.99	0.812	16:58:13.665
3 -	1:00.054	42.404	1:42.458 (1)	76.59		16:59:56.123
4 -	1:02.056	44.881	1:46.937 (3)	73.38	4.479	17:01:43.060

P38 321 RMT		Illia ZHURAVEL		Suzuki SV650 -		
IDEAL LAP TIME : 1:52.688		BEST LAP TIME : 1:52.688		DIFFERENCE : 0.000		
LAP	SECTOR 1	SECTOR 2	LAP TIME	MPH	DIFF	TIME OF DAY
1 -		48.272	2:05.175	62.69	12.487	16:56:46.013
2 -	1:05.944	46.744	1:52.688 (1)	69.64		16:58:38.701

BMCRC - MRO Championships 2023 - Rnd 5 @ Cadwell Park

MRO Minitwins & BMCRC Rookie Minitwins

RACE 17 - BEST SECTORS

SECTOR 1				SECTOR 2				IDEAL / BEST COMPARISON				
POS	NO	NAME	TIME	NO	NAME	TIME	POS	NO	NAME	IDEAL	BEST	DIFF
									PERFECT LAP	1:39.318		
1	91	GOOD	57.976	22	DOWDS	41.342	1	91	GOOD	1:39.750	1:39.750	0.000
2	58	KILLWORTH	58.321	1	TWYFORD	41.715	2	22	DOWDS	1:39.761	1:39.899	0.138
3	22	DOWDS	58.419	58	KILLWORTH	41.731	3	58	KILLWORTH	1:40.052	1:40.094	0.042
4	1	TWYFORD	58.426	91	GOOD	41.774	4	1	TWYFORD	1:40.141	1:40.399	0.258
5	82	SMITH	58.858	82	SMITH	41.828	5	82	SMITH	1:40.686	1:41.071	0.385
6	5	MANTELL	59.357	170	CONNELLY	42.404	6	5	MANTELL	1:41.826	1:42.147	0.321
7	3	ARBON	59.633	5	MANTELL	42.469	7	3	ARBON	1:42.434	1:42.780	0.346
8	19	LILLEY	59.733	3	ARBON	42.801	8	170	CONNELLY	1:42.458	1:42.458	0.000
9	181	CONNELL	59.955	74	BLACK	43.379	9	181	CONNELL	1:43.447	1:44.246	0.799
10	73	LECOQ	59.958	181	CONNELL	43.492	10	73	LECOQ	1:43.512	1:43.977	0.465
11	170	CONNELLY	1:00.054	73	LECOQ	43.554	11	19	LILLEY	1:43.560	1:44.150	0.590
12	99	ELLIS	1:00.390	19	LILLEY	43.827	12	74	BLACK	1:44.226	1:44.440	0.214
13	81	MAY	1:00.428	81	MAY	43.854	13	81	MAY	1:44.282	1:44.292	0.010
14	74	BLACK	1:00.847	15	SVENSEN	44.119	14	99	ELLIS	1:44.830	1:44.830	0.000
15	34	JOHNSON	1:01.379	140	MCLAREN	44.122	15	15	SVENSEN	1:45.814	1:45.998	0.184
16	15	SVENSEN	1:01.695	910	GOWER	44.405	16	34	JOHNSON	1:45.987	1:46.034	0.047
17	71	CLUNE	1:01.791	99	ELLIS	44.440	17	71	CLUNE	1:46.259	1:46.415	0.156
18	910	GOWER	1:01.877	71	CLUNE	44.468	18	140	MCLAREN	1:46.268	1:46.268	0.000
19	140	MCLAREN	1:02.146	34	JOHNSON	44.608	19	910	GOWER	1:46.282	1:46.311	0.029
20	26	DARBY	1:02.352	104	GRIFFITHS	44.713	20	26	DARBY	1:47.314	1:47.314	0.000
21	67	HARVEY	1:02.357	281	FARLEY	44.826	21	67	HARVEY	1:47.415	1:47.899	0.484
22	127	CHAM	1:02.661	26	DARBY	44.962	22	281	FARLEY	1:47.768	1:47.768	0.000
23	281	FARLEY	1:02.942	67	HARVEY	45.058	23	104	GRIFFITHS	1:47.778	1:47.778	0.000
24	138	JARMIN	1:02.979	127	CHAM	45.138	24	127	CHAM	1:47.799	1:47.799	0.000
25	149	JARVIS	1:03.033	27	BETTIS	45.146	25	149	JARVIS	1:48.206	1:48.206	0.000
26	104	GRIFFITHS	1:03.065	149	JARVIS	45.173	26	27	BETTIS	1:48.243	1:48.340	0.097
27	27	BETTIS	1:03.097	24	AUSTIN	45.506	27	138	JARMIN	1:48.659	1:48.993	0.334
28	40	WILKINSON	1:03.440	93	BOTTO	45.652	28	24	AUSTIN	1:49.374	1:49.542	0.168
29	24	AUSTIN	1:03.868	138	JARMIN	45.680	29	40	WILKINSON	1:49.389	1:49.546	0.157
30	70	HALL	1:04.223	70	HALL	45.837	30	70	HALL	1:50.060	1:50.060	0.000
31	93	BOTTO	1:04.671	40	WILKINSON	45.949	31	93	BOTTO	1:50.323	1:50.468	0.145
32	85	HARKER	1:04.792	85	HARKER	46.460	32	85	HARKER	1:51.252	1:52.022	0.770
33	321	ZHURAVEL	1:05.944	10	LAURIE	46.582	33	321	ZHURAVEL	1:52.688	1:52.688	0.000
34	167	SMITH	1:06.518	321	ZHURAVEL	46.744	34	167	SMITH	1:53.472	1:53.472	0.000
35	777	HIRST	1:07.306	777	HIRST	46.881	35	10	LAURIE	1:54.100	1:54.406	0.306
36	284	HATTERSLEY	1:07.330	167	SMITH	46.954	36	777	HIRST	1:54.187	1:54.187	0.000
37	10	LAURIE	1:07.518	284	HATTERSLEY	47.251	37	284	HATTERSLEY	1:54.581	1:54.717	0.136
38	789	BULL	1:10.491	789	BULL	51.334	38	789	BULL	2:01.825	2:01.825	0.000

BMCRC - MRO Championships 2023 - Rnd 5 @ Cadwell Park

MRO Minitwins & BMCRC Rookie Minitwins

RACE 17 - STATISTICS

Competitors Started 38
Planned Start 2023-07-01 @ 17:05:00.000
Actual Start 2023-07-01 @ 16:54:40.837
Finish Time 2023-07-01 @ 17:04:51.727
Track Length 2.1800mi.
Total Laps 220
Total Distance Covered 479.6041mi.

Session Fastest Lap History

NO	CL	NAME	LAP TIME	TIME OF DAY	LAP	VEHICLE
91		Daniel GOOD	1:42.587	16:58:09.926	2	Suzuki SV650
1		David TWYFORD	1:41.439	16:58:09.978	2	Suzuki SV650
1		David TWYFORD	1:40.424	16:59:50.433	3	Suzuki SV650
1		David TWYFORD	1:40.399	17:01:30.833	4	Suzuki SV650
91		Daniel GOOD	1:40.310	17:01:31.144	4	Suzuki SV650
58		Stacey KILLWORTH	1:40.094	17:01:31.774	4	Suzuki SV650
91		Daniel GOOD	1:39.750	17:03:10.895	5	Suzuki SV650

Session Leader History

NO	CL	NAME	FROM LAP	LAPS LED	DISTANCE	VEHICLE
91		Daniel GOOD	1	2	4.36 miles	Suzuki SV650
1		David TWYFORD	3	2	4.36 miles	Suzuki SV650
91		Daniel GOOD	5	2	4.36 miles	Suzuki SV650

Flag History

TYPE	TIME OF DAY
GREEN	16:54:40.837
FINISH	17:04:51.727

Flag Statistics

TYPE	COUNT	TOTAL LAPS	TOTAL TIME
Green	1	6	12:04.026
Red	0	0	0.000
Safety Car	0	0	0.000
FCY	0	0	0.000

BMCRC - MRO Championships 2023 - Rnd 5 @ Cadwell Park

MRO Minitwins & BMCRC Rookie Minitwins

RACE 17 - STATISTICS

CLASS :

25 Starters

Fastest Lap History

NO	NAME	LAP TIME	TIME OF DAY	LAP	VEHICLE
91	Daniel GOOD	1:42.587	16:58:09.926	2	Suzuki SV650
1	David TWYFORD	1:41.439	16:58:09.978	2	Suzuki SV650
1	David TWYFORD	1:40.424	16:59:50.433	3	Suzuki SV650
1	David TWYFORD	1:40.399	17:01:30.833	4	Suzuki SV650
91	Daniel GOOD	1:40.310	17:01:31.144	4	Suzuki SV650
58	Stacey KILLWORTH	1:40.094	17:01:31.774	4	Suzuki SV650
91	Daniel GOOD	1:39.750	17:03:10.895	5	Suzuki SV650

Leader History

NO	NAME	FROM LAP	LAPS LED	DISTANCE	VEHICLE
91	Daniel GOOD	1	2	4.36 miles	Suzuki SV650
1	David TWYFORD	3	2	4.36 miles	Suzuki SV650
91	Daniel GOOD	5	2	4.36 miles	Suzuki SV650

BMCRC - MRO Championships 2023 - Rnd 5 @ Cadwell Park

MRO Minitwins & BMCRC Rookie Minitwins

RACE 17 - STATISTICS

CLASS : RMT

13 Starters

Fastest Lap History

NO	NAME	LAP TIME	TIME OF DAY	LAP	VEHICLE
15	James SVENSEN	1:46.881	16:58:19.847	2	Suzuki SV650S
15	James SVENSEN	1:46.308	17:00:06.156	3	Suzuki SV650S
15	James SVENSEN	1:46.202	17:01:52.358	4	Suzuki SV650S
15	James SVENSEN	1:45.998	17:03:38.355	5	Suzuki SV650S

Leader History

NO	NAME	FROM LAP	LAPS LED	DISTANCE	VEHICLE
15	James SVENSEN	1	6	13.08 miles	Suzuki SV650S

BMCRC - MRO Championships 2023 - Rnd 5 @ Cadwell Park



MRO Minitwins & BMCRC Rookie Minitwins

RACE 7 - GRID (8 Laps)

ROW 13	37	1:54.717	284 David HATTERSLEY	38	2:01.825	789 Arthur BULL	39	215 Alan HAZLEHURST				
ROW 12				34	1:53.472	167 Terry SMITH	35	1:54.187	777 Richard HIRST	36	1:54.406	10 Ian LAURIE
ROW 11	31	1:50.468	93 Tony BOTTO	32	1:52.022	85 Jonathan HARKER	33	1:52.688	321 Illia ZHURAVEL			
ROW 10				28	1:49.542	24 Stephen AUSTIN	29	1:49.546	40 Simon WILKINSON	30	1:50.060	70 Colin HALL
ROW 9	25	1:48.206	149 Clive JARVIS	26	1:48.340	27 Jack BETTIS	27	1:48.993	138 Craig JARMIN			
ROW 8				22	1:47.778	104 Jack GRIFFITHS	23	1:47.899	67 Simon HARVEY	24	1:47.768	127 Matthew CHAM
ROW 7	19	1:46.415	71 Colin CLUNE	20	1:47.314	26 Piers DARBY	21	1:47.768	281 Daniel FARLEY			
ROW 6				16	1:46.034	34 Andrew JOHNSON	17	1:46.268	140 John MCLAREN	18	1:46.311	910 Harry GOWER
ROW 5	13	1:44.440	74 Daniel BLACK	14	1:44.830	99 Lee ELLIS	15	1:45.998	15 James SVENSEN			
ROW 4				10	1:44.150	19 Kevin LILLEY	11	1:44.246	181 Neil CONNELL	12	1:44.292	81 Malvern MAY
ROW 3	7	1:42.458	170 Darren CONNEELY	8	1:42.780	3 Oliver ARBON	9	1:43.977	73 Esteban LECOQ			
ROW 2				4	1:40.399	1 David TWYFORD	5	1:41.071	82 Andrew SMITH	6	1:42.147	5 Barry MANTELL
ROW 1	1	1:39.750	91 Daniel GOOD	2	1:39.899	22 Darren DOWDS	3	1:40.094	58 Stacey KILLWORTH			
Pole												

Cadwell Park: 2.1800 miles

These results are provisional until the conclusion of any judicial and technical matters.

Clerk Of Course :	Stewards :	Timekeeper : <i>Craig Smith</i>
-------------------	------------	------------------------------------

Results can be found at www.tsl-timing.com

Printed - 17:54 Saturday, 01 July 2023



BMCRC - MRO Championships 2023 - Rnd 5 @ Cadwell Park



MRO Minitwins & BMCRC Rookie Minitwins

RACE 7 - CLASSIFICATION

POS	NO	CL	PIC NAME	ENTRY	LAPS	TIME	GAP	DIFF	MPH	BEST	ON
1	91		Daniel GOOD	Suzuki SV650 - Quality Fast Facades	12	20:12.906			77.64	1:39.840	9
2	1		David TWYFORD	Suzuki SV650 - IMP Racing, MHP	12	20:14.279	1.373	1.373	77.55	1:39.792	9
3	82		Andrew SMITH	Suzuki SV 650 - ATP Motorsport	12	20:18.260	5.354	3.981	77.30	1:40.116	6
4	22		Darren DOWDS	Suzuki SV 650 - sublime dsg Ltd	12	20:19.060	6.154	0.800	77.25	1:39.845	5
5	3		Oliver ARBON	Suzuki SV650 - tt plumbing and heating	12	20:44.840	31.934	25.780	75.65	1:41.781	11
6	19		Kevin LILLEY	Suzuki SV650 - Trafalgar Cleaning Eqpt. / Steve Jorr	12	20:45.248	32.342	0.408	75.62	1:42.279	8
7	5		Barry MANTELL	Suzuki SV650 S - Swedish car connection	12	20:45.430	32.524	0.182	75.61	1:41.531	8
8	181		Neil CONNELL	Suzuki SV650 -	12	20:59.063	46.157	13.633	74.79	1:42.797	3
9	74		Daniel BLACK	Suzuki SV650 - DAD	12	21:02.105	49.199	3.042	74.61	1:43.290	4
10	73		Esteban LECOQ	Suzuki SV650 SK5 - Lifesafety Motorsport	12	21:09.387	56.481	7.282	74.19	1:44.206	10
11	81		Malvern MAY	Suzuki SV650 - IMP racing	12	21:16.486	1:03.580	7.099	73.77	1:44.993	7
12	910	RMT	Harry GOWER	Suzuki SV650 - RightGear Motorcycles	12	21:19.984	1:07.078	3.498	73.57	1:44.612	10
13	15	RMT	James SVENSEN	Suzuki SV650S - Tom Svensen Racing	12	21:20.469	1:07.563	0.485	73.54	1:44.758	11
14	71		Colin CLUNE	Suzuki SV650 -	12	21:43.252	1:30.346	22.783	72.26	1:47.000	6
15	140		John MCLAREN	Suzuki SV650 -	12	21:44.175	1:31.269	0.923	72.21	1:45.549	12
16	67	RMT	Simon HARVEY	Suzuki SV650 -	12	21:54.564	1:41.658	10.389	71.64	1:47.707	10
17	281		Daniel FARLEY	Suzuki SV650 - F-TECH FIRE & ELECTRICAL LTD	12	22:00.308	1:47.402	5.744	71.32	1:48.290	8
18	104	RMT	Jack GRIFFITHS	Suzuki SV650 -	12	22:00.558	1:47.652	0.250	71.31	1:46.418	9
19	93		Tony BOTTO	Suzuki SV 650 - TB Motorcycles	12	22:00.681	1:47.775	0.123	71.30	1:46.199	10
20	27	RMT	Jack BETTIS	Suzuki SV 650 - NB Toolmaking	11	20:22.264	1 Lap	1 Lap	70.63	1:49.072	4
21	149		Clive JARVIS	Suzuki SV650 - JP CNC	11	20:22.376	1 Lap	0.112	70.62	1:49.656	2
22	70		Colin HALL	Suzuki SV650 -	11	20:29.637	1 Lap	7.261	70.20	1:48.280	10
23	24		Stephen AUSTIN	Suzuki SV650 -	11	20:30.822	1 Lap	1.185	70.13	1:49.718	7
24	127	RMT	Matthew CHAM	Ducati MONSTER 696 -	11	20:40.561	1 Lap	9.739	69.58	1:51.503	10
25	40		Simon WILKINSON	Suzuki SV650 - S P Wilkinson Engineering Ltd	11	20:40.824	1 Lap	0.263	69.57	1:50.927	10
26	85	RMT	Jonathan HARKER	Suzuki SV650 -	11	20:41.644	1 Lap	0.820	69.52	1:50.370	11
27	167	RMT	Terry SMITH	Suzuki SV650 - IMP Racing	11	20:41.821	1 Lap	0.177	69.51	1:49.450	11
28	777	RMT	Richard HIRST	Suzuki SV650 - Northern garage conversion	11	20:45.039	1 Lap	3.218	69.33	1:50.438	10
29	284	RMT	David HATTERSLEY	Suzuki SV650 -	11	21:14.433	1 Lap	29.394	67.73	1:52.414	10
30	10	RMT	Ian LAURIE	Suzuki SV 650 -	11	21:28.360	1 Lap	13.927	67.00	1:53.958	2

NOT CLASSIFIED

DNF	99		Lee ELLIS	Suzuki SV650 - ATP Motorsport	10	17:50.310	2 Laps	1 Lap	73.32	1:45.441	9
DNF	170		Darren CONNEELY	Suzuki SV650 -	1	1:50.009	11 Laps	9 Laps	71.34		

NOT STARTED

NS	58		Stacey KILLWORTH	Suzuki SV650 - Greenplant/Everns							
----	----	--	------------------	----------------------------------	--	--	--	--	--	--	--

FASTEST LAP

	1		David TWYFORD	Suzuki SV650 - IMP Racing, MHP	9	1:39.792			78.64 mph	126.56 kph	
	910	RMT	Harry GOWER	Suzuki SV650 - RightGear Motorcycles	10	1:44.612			75.02 mph	120.73 kph	

Class - 92.5% of Race Speed = 71.81 mph
 Class RMT - 92.5% of Race Speed = 68.05 mph

Weather / Track : Cloudy / Dry

These results are provisional until the conclusion of any judicial and technical matters.

Race Distance: 12 Laps / 26.16 miles

Cadwell Park: 2.1800 miles

Date: 02/07/2023 Start: 13:18 Finish: 13:38

Clerk Of Course :	Stewards :	Timekeeper : <i>Craig Smith</i>
-------------------	------------	------------------------------------

Results can be found at www.tsl-timing.com

Printed - 13:41 Sunday, 02 July 2023



BMCRC - MRO Championships 2023 - Rnd 5 @ Cadwell Park

MRO Minitwins & BMCRC Rookie Minitwins

RACE 7 - LAP CHART

67	1:23.286	1:47.707	140	1:31.269	1:45.549
281	1:30.373	1:49.351	67	1:41.658	1:50.641
104	1:31.002	1:47.741	281	1:47.402	1:49.141
93	1:31.460	1:46.199	104	1:47.652	1:48.996
27	1:38.193	1:51.460	93	1:47.775	1:49.014
149	1:38.571	1:50.823			

LAP 11 @ 13:36:49.756

NO	BEHIND	LAP TIME
1		1:40.784
91	0.026	1:39.947
22	3.831	1:42.048
82	4.786	1:41.142
24	1 Lap	1:52.888
70	1 Lap	1:48.280
127	1 Lap	1:51.503
40	1 Lap	1:50.927
85	1 Lap	1:50.840
777	1 Lap	1:50.438
167	1 Lap	1:49.948
3	27.710	1:41.781
19	28.636	1:42.867
5	29.024	1:42.883
181	42.262	1:46.115
74	44.415	1:45.174
284	1 Lap	1:52.414
73	51.384	1:45.221
10	1 Lap	1:57.257
81	58.571	1:46.565
15	1:01.866	1:44.758
910	1:02.015	1:44.674
71	1:23.841	1:48.923
140	1:26.514	1:46.404
67	1:31.811	1:49.309
281	1:39.055	1:49.466
104	1:39.450	1:49.232
93	1:39.555	1:48.879

LAP 12 @ 13:38:30.550

NO	BEHIND	LAP TIME
91		1:40.768
1	1.373	1:42.167
82	5.354	1:41.362
22	6.154	1:43.117
27	1 Lap	1:52.743
149	1 Lap	1:52.477
70	1 Lap	1:49.022
24	1 Lap	1:51.256
127	1 Lap	1:53.073
40	1 Lap	1:51.469
85	1 Lap	1:50.370
167	1 Lap	1:49.450
3	31.934	1:45.018
777	1 Lap	1:53.216
19	32.342	1:44.500
5	32.524	1:44.294
181	46.157	1:44.689
74	49.199	1:45.578
73	56.481	1:45.891
284	1 Lap	1:54.637
81	1:03.580	1:45.803
910	1:07.078	1:45.857
15	1:07.563	1:46.491
10	1 Lap	2:00.712
71	1:30.346	1:47.299

Weather / Track : Cloudy / Dry

BMCRC - MRO Championships 2023 - Rnd 5 @ Cadwell Park

MRO Minitwins & BMCRC Rookie Minitwins

RACE 7 - POSITION CHART

No	Name	Lap Pos	1	2	3	4	5	6	7	8	9	10	11	12
			91	GOOD	1	22	1	1	1	1	1	1	1	1
22	DOWDS	2	1	91	91	91	91	91	91	91	91	91	91	1
58	KILLWORTH	3	91	22	22	22	22	22	22	22	22	22	22	82
1	TWYFORD	4	82	82	82	82	82	82	82	82	82	82	82	22
82	SMITH	5	19	19	19	3	3	19	3	3	3	19	3	3
5	MANTELL	6	3	3	3	19	19	3	19	19	19	3	19	19
170	CONNELLY	7	170	5	5	181	5	5	5	5	5	5	5	5
3	ARBON	8	5	181	181	5	181	181	181	181	181	181	181	181
73	LECOQ	9	73	73	73	74	74	74	74	74	74	74	74	74
19	LILLEY	10	181	74	74	73	73	73	73	73	73	73	73	73
181	CONNELL	11	15	15	15	81	81	81	81	81	81	81	81	81
81	MAY	12	74	81	81	15	99	99	15	15	15	15	15	910
74	BLACK	13	99	99	99	99	15	15	99	99	99	910	910	15
99	ELLIS	14	81	910	910	910	910	910	910	910	910	99	71	71
15	SVENSEN	15	910	140	140	140	140	140	71	71	71	71	140	140
140	MCLAREN	16	140	67	67	71	71	71	140	140	140	140	67	67
910	GOWER	17	67	71	71	67	67	67	67	67	67	67	281	281
71	CLUNE	18	281	281	281	27	27	281	281	281	281	281	104	104
281	FARLEY	19	71	27	27	281	281	27	27	104	104	104	93	93
104	GRIFFITHS	20	127	149	149	104	104	104	104	27	93	93	27	
67	HARVEY	21	27	127	104	149	149	149	149	93	27	27	149	
127	CHAM	22	149	104	127	24	24	93	93	149	149	149	70	
149	JARVIS	23	24	24	24	127	127	24	24	24	24	24	24	
27	BETTIS	24	104	40	40	40	93	127	70	70	70	70	127	
24	AUSTIN	25	85	85	70	70	40	70	127	127	127	127	40	
40	WILKINSON	26	40	70	85	93	70	40	40	40	40	40	85	
70	HALL	27	70	777	777	85	85	85	85	85	85	85	167	
93	BOTTO	28	777	10	93	777	777	777	777	167	777	777	777	
85	HARKER	29	10	167	10	167	167	167	167	777	167	167	284	
167	SMITH	30	167	93	167	10	10	10	10	10	284	284	10	
777	HIRST	31	93	284	284	284	284	284	284	284	10	10		
10	LAURIE	32	284											
284	HATTERSLEY	33												

BMCRC - MRO Championships 2023 - Rnd 5 @ Cadwell Park

MRO Minitwins & BMCRC Rookie Minitwins

RACE 7 - SECTOR ANALYSIS



SECTOR 1 = FL to I1, SECTOR 2 = I1 to FL, DIFF = Difference To Personal Best Lap, P = Crossed Finish Line in Pit Lane, D = Time Disallowed

P1		91		Daniel GOOD		Suzuki SV650 - Quality Fast Facades	
IDEAL LAP TIME : 1:39.711		BEST LAP TIME : 1:39.840		DIFFERENCE : 0.129			
LAP	SECTOR 1	SECTOR 2	LAP TIME	MPH	DIFF	TIME OF DAY	
1 -		42.820	1:48.017	72.65	8.177	13:20:05.661	
2 -	58.854	41.936	1:40.790	77.86	0.950	13:21:46.451	
3 -	58.430	42.077	1:40.507	78.08	0.667	13:23:26.958	
4 -	58.256	41.806	1:40.062 (3)	78.43	0.222	13:25:07.020	
5 -	58.066	41.996	1:40.062 (3)	78.43	0.222	13:26:47.082	
6 -	58.507	41.910	1:40.417	78.15	0.577	13:28:27.499	
7 -	58.386	41.767	1:40.153	78.36	0.313	13:30:07.652	
8 -	58.999	41.731	1:40.730	77.91	0.890	13:31:48.382	
9 -	58.044	41.796	1:39.840 (1)	78.60		13:33:28.222	
10 -	58.883	42.730	1:41.613	77.23	1.773	13:35:09.835	
11 -	58.280	41.667	1:39.947 (2)	78.52	0.107	13:36:49.782	
12 -	58.619	42.149	1:40.768	77.88	0.928	13:38:30.550	

P2		1		David TWYFORD		Suzuki SV650 - IMP Racing, MHP	
IDEAL LAP TIME : 1:39.779		BEST LAP TIME : 1:39.792		DIFFERENCE : 0.013			
LAP	SECTOR 1	SECTOR 2	LAP TIME	MPH	DIFF	TIME OF DAY	
1 -		42.367	1:47.383	73.08	7.591	13:20:05.027	
2 -	58.632	42.503	1:41.135	77.59	1.343	13:21:46.162	
3 -	58.485	41.883	1:40.368	78.19	0.576	13:23:26.530	
4 -	58.362	41.756	1:40.118 (2)	78.38	0.326	13:25:06.648	
5 -	58.186	42.141	1:40.327	78.22	0.535	13:26:46.975	
6 -	58.318	41.924	1:40.242 (3)	78.29	0.450	13:28:27.217	
7 -	58.428	41.815	1:40.243	78.29	0.451	13:30:07.460	
8 -	58.928	41.778	1:40.706	77.93	0.914	13:31:48.166	
9 -	58.023	41.769	1:39.792 (1)	78.64		13:33:27.958	
10 -	58.685	42.329	1:41.014	77.69	1.222	13:35:08.972	
11 -	58.438	42.346	1:40.784	77.87	0.992	13:36:49.756	
12 -	59.534	42.633	1:42.167	76.81	2.375	13:38:31.923	

P3		82		Andrew SMITH		Suzuki SV 650 - ATP Motorsport	
IDEAL LAP TIME : 1:40.105		BEST LAP TIME : 1:40.116		DIFFERENCE : 0.011			
LAP	SECTOR 1	SECTOR 2	LAP TIME	MPH	DIFF	TIME OF DAY	
1 -		42.794	1:48.161	72.55	8.045	13:20:05.805	
2 -	59.350	42.395	1:41.745	77.13	1.629	13:21:47.550	
3 -	58.735	41.869	1:40.604	78.00	0.488	13:23:28.154	
4 -	58.910	41.733	1:40.643	77.97	0.527	13:25:08.797	
5 -	58.494	41.924	1:40.418 (3)	78.15	0.302	13:26:49.215	
6 -	58.372	41.744	1:40.116 (1)	78.38		13:28:29.331	
7 -	58.415	41.817	1:40.232 (2)	78.29	0.116	13:30:09.563	
8 -	58.747	41.829	1:40.576	78.03	0.460	13:31:50.139	
9 -	58.593	42.216	1:40.809	77.85	0.693	13:33:30.948	
10 -	59.252	43.200	1:42.452	76.60	2.336	13:35:13.400	
11 -	59.176	41.966	1:41.142	77.59	1.026	13:36:54.542	
12 -	58.591	42.771	1:41.362	77.42	1.246	13:38:35.904	

BMCRC - MRO Championships 2023 - Rnd 5 @ Cadwell Park

MRO Minitwins & BMCRC Rookie Minitwins

RACE 7 - SECTOR ANALYSIS



SECTOR 1 = FL to I1, SECTOR 2 = I1 to FL, DIFF = Difference To Personal Best Lap, P = Crossed Finish Line in Pit Lane, D = Time Disallowed

P4 22		Darren DOWDS		Suzuki SV 650 - sublime dsg Ltd			
IDEAL LAP TIME : 1:39.609		BEST LAP TIME : 1:39.845		DIFFERENCE : 0.236			
LAP	SECTOR 1	SECTOR 2	LAP TIME	MPH	DIFF	TIME OF DAY	
1 -		42.533	1:47.257	73.17	7.412	13:20:04.901	
2 -	59.991	42.203	1:42.194	76.79	2.349	13:21:47.095	
3 -	58.730	41.844	1:40.574	78.03	0.729	13:23:27.669	
4 -	58.345	41.986	1:40.331	78.22	0.486	13:25:08.000	
5 -	58.349	41.496	1:39.845 (1)	78.60		13:26:47.845	
6 -	58.476	41.834	1:40.310	78.23	0.465	13:28:28.155	
7 -	58.234	41.933	1:40.167 (3)	78.34	0.322	13:30:08.322	
8 -	59.109	41.704	1:40.813	77.84	0.968	13:31:49.135	
9 -	58.113	41.748	1:39.861 (2)	78.58	0.016	13:33:28.996	
10 -	1:00.393	42.150	1:42.543	76.53	2.698	13:35:11.539	
11 -	59.894	42.154	1:42.048	76.90	2.203	13:36:53.587	
12 -	59.657	43.460	1:43.117	76.10	3.272	13:38:36.704	

P5 3		Oliver ARBON		Suzuki SV650 - tt plumbing and heating			
IDEAL LAP TIME : 1:41.453		BEST LAP TIME : 1:41.781		DIFFERENCE : 0.328			
LAP	SECTOR 1	SECTOR 2	LAP TIME	MPH	DIFF	TIME OF DAY	
1 -		43.497	1:49.705	71.53	7.924	13:20:07.349	
2 -	59.512	43.195	1:42.707	76.41	0.926	13:21:50.056	
3 -	59.949	43.483	1:43.432	75.87	1.651	13:23:33.488	
4 -	59.658	43.034	1:42.692	76.42	0.911	13:25:16.180	
5 -	59.692	43.670	1:43.362	75.92	1.581	13:26:59.542	
6 -	1:00.443	43.225	1:43.668	75.70	1.887	13:28:43.210	
7 -	59.826	42.809	1:42.635 (3)	76.46	0.854	13:30:25.845	
8 -	58.940	43.372	1:42.312 (2)	76.70	0.531	13:32:08.157	
9 -	59.106	44.390	1:43.496	75.82	1.715	13:33:51.653	
10 -	1:01.199	42.833	1:44.032	75.43	2.251	13:35:35.685	
11 -	58.644	43.137	1:41.781 (1)	77.10		13:37:17.466	
12 -	58.798	46.220	1:45.018	74.73	3.237	13:39:02.484	

P6 19		Kevin LILLEY		Suzuki SV650 - Trafalgar Cleaning Eqpt. / Steve Jordan Motorcy			
IDEAL LAP TIME : 1:41.704		BEST LAP TIME : 1:42.279		DIFFERENCE : 0.575			
LAP	SECTOR 1	SECTOR 2	LAP TIME	MPH	DIFF	TIME OF DAY	
1 -		43.013	1:48.940	72.04	6.661	13:20:06.584	
2 -	59.790	43.105	1:42.895 (3)	76.27	0.616	13:21:49.479	
3 -	1:00.189	43.284	1:43.473	75.84	1.194	13:23:32.952	
4 -	1:00.490	43.186	1:43.676	75.69	1.397	13:25:16.628	
5 -	1:00.230	42.995	1:43.225	76.02	0.946	13:26:59.853	
6 -	59.826	43.305	1:43.131	76.09	0.852	13:28:42.984	
7 -	1:00.297	43.051	1:43.348	75.93	1.069	13:30:26.332	
8 -	59.531	42.748	1:42.279 (1)	76.73		13:32:08.611	
9 -	58.956	44.197	1:43.153	76.08	0.874	13:33:51.764	
10 -	1:00.808	42.953	1:43.761	75.63	1.482	13:35:35.525	
11 -	59.772	43.095	1:42.867 (2)	76.29	0.588	13:37:18.392	
12 -	1:01.492	43.008	1:44.500	75.10	2.221	13:39:02.892	

BMCRC - MRO Championships 2023 - Rnd 5 @ Cadwell Park

MRO Minitwins & BMCRC Rookie Minitwins

RACE 7 - SECTOR ANALYSIS



SECTOR 1 = FL to I1, SECTOR 2 = I1 to FL, DIFF = Difference To Personal Best Lap, P = Crossed Finish Line in Pit Lane, D = Time Disallowed

P7 5 Barry MANTELL		Suzuki SV650 S - Swedish car connection				
IDEAL LAP TIME : 1:41.397		BEST LAP TIME : 1:41.531		DIFFERENCE : 0.134		
LAP	SECTOR 1	SECTOR 2	LAP TIME	MPH	DIFF	TIME OF DAY
1 -		43.727	1:51.012	70.69	9.481	13:20:08.656
2 -	1:01.424	43.308	1:44.732	74.93	3.201	13:21:53.388
3 -	1:00.495	43.024	1:43.519	75.81	1.988	13:23:36.907
4 -	1:00.945	42.997	1:43.942	75.50	2.411	13:25:20.849
5 -	1:00.699	42.216	1:42.915	76.25	1.384	13:27:03.764
6 -	59.730	42.129	1:41.859 (3)	77.04	0.328	13:28:45.623
7 -	59.451	42.192	1:41.643 (2)	77.21	0.112	13:30:27.266
8 -	59.268	42.263	1:41.531 (1)	77.29		13:32:08.797
9 -	59.625	43.539	1:43.164	76.07	1.633	13:33:51.961
10 -	1:01.745	42.191	1:43.936	75.50	2.405	13:35:35.897
11 -	59.568	43.315	1:42.883	76.28	1.352	13:37:18.780
12 -	1:01.223	43.071	1:44.294	75.24	2.763	13:39:03.074

P8 181 Neil CONNELL		Suzuki SV650 -				
IDEAL LAP TIME : 1:42.412		BEST LAP TIME : 1:42.797		DIFFERENCE : 0.385		
LAP	SECTOR 1	SECTOR 2	LAP TIME	MPH	DIFF	TIME OF DAY
1 -		43.824	1:51.470	70.40	8.673	13:20:09.114
2 -	1:01.243	44.068	1:45.311	74.52	2.514	13:21:54.425
3 -	59.955	42.842	1:42.797 (1)	76.34		13:23:37.222
4 -	1:00.373	43.151	1:43.524	75.80	0.727	13:25:20.746
5 -	1:01.350	42.833	1:44.183	75.32	1.386	13:27:04.929
6 -	59.579	46.551	1:46.130	73.94	3.333	13:28:51.059
7 -	1:00.284	42.936	1:43.220 (2)	76.03	0.423	13:30:34.279
8 -	1:00.475	42.870	1:43.345 (3)	75.94	0.548	13:32:17.624
9 -	1:00.427	44.013	1:44.440	75.14	1.643	13:34:02.064
10 -	1:00.441	43.398	1:43.839	75.57	1.042	13:35:45.903
11 -	1:01.317	44.798	1:46.115	73.95	3.318	13:37:32.018
12 -	1:01.026	43.663	1:44.689	74.96	1.892	13:39:16.707

P9 74 Daniel BLACK		Suzuki SV650 - DAD				
IDEAL LAP TIME : 1:43.290		BEST LAP TIME : 1:43.290		DIFFERENCE : 0.000		
LAP	SECTOR 1	SECTOR 2	LAP TIME	MPH	DIFF	TIME OF DAY
1 -		44.578	1:52.970	69.47	9.680	13:20:10.614
2 -	1:00.634	43.774	1:44.408	75.16	1.118	13:21:55.022
3 -	1:00.643	44.444	1:45.087	74.68	1.797	13:23:40.109
4 -	1:00.197	43.093	1:43.290 (1)	75.98		13:25:23.399
5 -	1:00.568	43.200	1:43.768 (2)	75.63	0.478	13:27:07.167
6 -	1:00.940	43.761	1:44.701	74.95	1.411	13:28:51.868
7 -	1:00.929	43.633	1:44.562	75.05	1.272	13:30:36.430
8 -	1:00.495	44.034	1:44.529	75.08	1.239	13:32:20.959
9 -	1:00.288	43.507	1:43.795 (3)	75.61	0.505	13:34:04.754
10 -	1:00.683	43.560	1:44.243	75.28	0.953	13:35:48.997
11 -	1:01.118	44.056	1:45.174	74.61	1.884	13:37:34.171
12 -	1:01.402	44.176	1:45.578	74.33	2.288	13:39:19.749

BMCRC - MRO Championships 2023 - Rnd 5 @ Cadwell Park

MRO Minitwins & BMCRC Rookie Minitwins

RACE 7 - SECTOR ANALYSIS



SECTOR 1 = FL to I1, SECTOR 2 = I1 to FL, DIFF = Difference To Personal Best Lap, P = Crossed Finish Line in Pit Lane, D = Time Disallowed

P10 73		Esteban LECOQ		Suzuki SV650 SK5 - Lifesafety Motorsport		
IDEAL LAP TIME : 1:44.039		BEST LAP TIME : 1:44.206		DIFFERENCE : 0.167		
LAP	SECTOR 1	SECTOR 2	LAP TIME	MPH	DIFF	TIME OF DAY
1 -		44.401	1:51.236	70.55	7.030	13:20:08.880
2 -	1:00.984	44.839	1:45.823	74.16	1.617	13:21:54.703
3 -	1:00.844	44.247	1:45.091 (3)	74.67	0.885	13:23:39.794
4 -	1:01.097	44.084	1:45.181	74.61	0.975	13:25:24.975
5 -	1:01.352	44.209	1:45.561	74.34	1.355	13:27:10.536
6 -	1:01.203	43.954	1:45.157	74.63	0.951	13:28:55.693
7 -	1:00.737	43.564	1:44.301 (2)	75.24	0.095	13:30:39.994
8 -	1:00.901	45.130	1:46.031	74.01	1.825	13:32:26.025
9 -	1:01.645	44.043	1:45.688	74.25	1.482	13:34:11.713
10 -	1:00.475	43.731	1:44.206 (1)	75.31		13:35:55.919
11 -	1:01.229	43.992	1:45.221	74.58	1.015	13:37:41.140
12 -	1:01.300	44.591	1:45.891	74.11	1.685	13:39:27.031

P11 81		Malvern MAY		Suzuki SV650 - IMP racing		
IDEAL LAP TIME : 1:44.554		BEST LAP TIME : 1:44.993		DIFFERENCE : 0.439		
LAP	SECTOR 1	SECTOR 2	LAP TIME	MPH	DIFF	TIME OF DAY
1 -		44.709	1:53.804	68.96	8.811	13:20:11.448
2 -	1:01.467	44.766	1:46.233	73.87	1.240	13:21:57.681
3 -	1:01.448	44.106	1:45.554	74.35	0.561	13:23:43.235
4 -	1:01.690	43.604	1:45.294 (3)	74.53	0.301	13:25:28.529
5 -	1:02.046	43.262	1:45.308	74.52	0.315	13:27:13.837
6 -	1:02.222	43.570	1:45.792	74.18	0.799	13:28:59.629
7 -	1:01.292	43.701	1:44.993 (1)	74.74		13:30:44.622
8 -	1:01.757	43.297	1:45.054 (2)	74.70	0.061	13:32:29.676
9 -	1:02.001	43.444	1:45.445	74.42	0.452	13:34:15.121
10 -	1:02.326	44.315	1:46.641	73.59	1.648	13:36:01.762
11 -	1:02.888	43.677	1:46.565	73.64	1.572	13:37:48.327
12 -	1:02.050	43.753	1:45.803	74.17	0.810	13:39:34.130

P12 910 RMT		Harry GOWER		Suzuki SV650 - RightGear Motorcycles		
IDEAL LAP TIME : 1:44.347		BEST LAP TIME : 1:44.612		DIFFERENCE : 0.265		
LAP	SECTOR 1	SECTOR 2	LAP TIME	MPH	DIFF	TIME OF DAY
1 -		45.190	1:54.851	68.33	10.239	13:20:12.495
2 -	1:02.262	45.039	1:47.301	73.14	2.689	13:21:59.796
3 -	1:02.442	44.635	1:47.077	73.29	2.465	13:23:46.873
4 -	1:02.303	44.382	1:46.685	73.56	2.073	13:25:33.558
5 -	1:01.816	43.849	1:45.665	74.27	1.053	13:27:19.223
6 -	1:03.004	43.870	1:46.874	73.43	2.262	13:29:06.097
7 -	1:01.926	43.977	1:45.903	74.10	1.291	13:30:52.000
8 -	1:01.492	43.957	1:45.449	74.42	0.837	13:32:37.449
9 -	1:01.086	43.950	1:45.036 (3)	74.71	0.424	13:34:22.485
10 -	1:00.867	43.745	1:44.612 (1)	75.02		13:36:07.097
11 -	1:01.194	43.480	1:44.674 (2)	74.97	0.062	13:37:51.771
12 -	1:01.208	44.649	1:45.857	74.13	1.245	13:39:37.628

BMCRC - MRO Championships 2023 - Rnd 5 @ Cadwell Park

MRO Minitwins & BMCRC Rookie Minitwins

RACE 7 - SECTOR ANALYSIS



SECTOR 1 = FL to I1, SECTOR 2 = I1 to FL, DIFF = Difference To Personal Best Lap, P = Crossed Finish Line in Pit Lane, D = Time Disallowed

P13 15 RMT James SVENSEN			Suzuki SV650S - Tom Svensen Racing			
IDEAL LAP TIME : 1:44.758		BEST LAP TIME : 1:44.758		DIFFERENCE : 0.000		
LAP	SECTOR 1	SECTOR 2	LAP TIME	MPH	DIFF	TIME OF DAY
1 -		44.658	1:52.701	69.63	7.943	13:20:10.345
2 -	1:01.919	44.378	1:46.297	73.83	1.539	13:21:56.642
3 -	1:01.792	44.764	1:46.556	73.65	1.798	13:23:43.198
4 -	1:02.354	44.285	1:46.639	73.59	1.881	13:25:29.837
5 -	1:02.735	44.674	1:47.409	73.06	2.651	13:27:17.246
6 -	1:02.069	44.601	1:46.670	73.57	1.912	13:29:03.916
7 -	1:01.438	44.396	1:45.834	74.15	1.076	13:30:49.750
8 -	1:01.863	43.966	1:45.829	74.15	1.071	13:32:35.579
9 -	1:01.397	44.181	1:45.578 (2)	74.33	0.820	13:34:21.157
10 -	1:01.610	44.097	1:45.707 (3)	74.24	0.949	13:36:06.864
11 -	1:00.901	43.857	1:44.758 (1)	74.91		13:37:51.622
12 -	1:01.318	45.173	1:46.491	73.69	1.733	13:39:38.113

P14 71 Colin CLUNE			Suzuki SV650 -			
IDEAL LAP TIME : 1:46.924		BEST LAP TIME : 1:47.000		DIFFERENCE : 0.076		
LAP	SECTOR 1	SECTOR 2	LAP TIME	MPH	DIFF	TIME OF DAY
1 -		45.762	1:57.931	66.54	10.931	13:20:15.575
2 -	1:04.164	44.783	1:48.947	72.03	1.947	13:22:04.522
3 -	1:03.025	45.571	1:48.596	72.26	1.596	13:23:53.118
4 -	1:02.302	45.112	1:47.414	73.06	0.414	13:25:40.532
5 -	1:02.432	45.032	1:47.464	73.02	0.464	13:27:27.996
6 -	1:02.178	44.822	1:47.000 (1)	73.34		13:29:14.996
7 -	1:03.282	44.792	1:48.074	72.61	1.074	13:31:03.070
8 -	1:02.391	45.021	1:47.412	73.06	0.412	13:32:50.482
9 -	1:02.318	44.808	1:47.126 (3)	73.26	0.126	13:34:37.608
10 -	1:02.141	44.925	1:47.066 (2)	73.30	0.066	13:36:24.674
11 -	1:03.464	45.459	1:48.923	72.05	1.923	13:38:13.597
12 -	1:02.516	44.783	1:47.299	73.14	0.299	13:40:00.896

P15 140 John MCLAREN			Suzuki SV650 -			
IDEAL LAP TIME : 1:45.549		BEST LAP TIME : 1:45.549		DIFFERENCE : 0.000		
LAP	SECTOR 1	SECTOR 2	LAP TIME	MPH	DIFF	TIME OF DAY
1 -		44.878	1:55.496	67.95	9.947	13:20:13.140
2 -	1:02.863	44.491	1:47.354	73.10	1.805	13:22:00.494
3 -	1:02.850	44.409	1:47.259	73.16	1.710	13:23:47.753
4 -	1:02.810	44.432	1:47.242 (3)	73.18	1.693	13:25:34.995
5 -	1:02.924	44.840	1:47.764	72.82	2.215	13:27:22.759
6 -	1:05.320	45.530	1:50.850	70.79	5.301	13:29:13.609
7 -	1:05.099	45.081	1:50.180	71.22	4.631	13:31:03.789
8 -	1:04.272	45.593	1:49.865	71.43	4.316	13:32:53.654
9 -	1:04.099	44.683	1:48.782	72.14	3.233	13:34:42.436
10 -	1:03.022	44.408	1:47.430	73.05	1.881	13:36:29.866
11 -	1:02.434	43.970	1:46.404 (2)	73.75	0.855	13:38:16.270
12 -	1:01.927	43.622	1:45.549 (1)	74.35		13:40:01.819

BMCRC - MRO Championships 2023 - Rnd 5 @ Cadwell Park

MRO Minitwins & BMCRC Rookie Minitwins

RACE 7 - SECTOR ANALYSIS



SECTOR 1 = FL to I1, SECTOR 2 = I1 to FL, DIFF = Difference To Personal Best Lap, P = Crossed Finish Line in Pit Lane, D = Time Disallowed

P16 67 RMT		Simon HARVEY		Suzuki SV650 -			
IDEAL LAP TIME : 1:47.707		BEST LAP TIME : 1:47.707		DIFFERENCE : 0.000			
LAP	SECTOR 1	SECTOR 2	LAP TIME	MPH	DIFF	TIME OF DAY	
1 -		44.958	1:56.253	67.50	8.546	13:20:13.897	
2 -	1:03.272	45.713	1:48.985	72.01	1.278	13:22:02.882	
3 -	1:04.443	45.270	1:49.713	71.53	2.006	13:23:52.595	
4 -	1:03.884	45.401	1:49.285	71.81	1.578	13:25:41.880	
5 -	1:03.706	45.574	1:49.280	71.81	1.573	13:27:31.160	
6 -	1:03.322	45.109	1:48.431	72.37	0.724	13:29:19.591	
7 -	1:03.780	45.313	1:49.093	71.93	1.386	13:31:08.684	
8 -	1:03.224	44.575	1:47.799 (2)	72.80	0.092	13:32:56.483	
9 -	1:03.351	44.717	1:48.068 (3)	72.62	0.361	13:34:44.551	
10 -	1:03.151	44.556	1:47.707 (1)	72.86		13:36:32.258	
11 -	1:03.730	45.579	1:49.309	71.79	1.602	13:38:21.567	
12 -	1:04.547	46.094	1:50.641	70.93	2.934	13:40:12.208	

P17 281		Daniel FARLEY		Suzuki SV650 - F-TECH FIRE & ELECTRICAL LTD			
IDEAL LAP TIME : 1:48.111		BEST LAP TIME : 1:48.290		DIFFERENCE : 0.179			
LAP	SECTOR 1	SECTOR 2	LAP TIME	MPH	DIFF	TIME OF DAY	
1 -		45.535	1:57.451	66.81	9.161	13:20:15.095	
2 -	1:04.935	45.210	1:50.145	71.25	1.855	13:22:05.240	
3 -	1:04.831	45.530	1:50.361	71.11	2.071	13:23:55.601	
4 -	1:04.272	45.537	1:49.809	71.47	1.519	13:25:45.410	
5 -	1:04.856	45.356	1:50.212	71.20	1.922	13:27:35.622	
6 -	1:03.727	45.001	1:48.728	72.18	0.438	13:29:24.350	
7 -	1:03.468	45.182	1:48.650 (2)	72.23	0.360	13:31:13.000	
8 -	1:03.464	44.826	1:48.290 (1)	72.47		13:33:01.290	
9 -	1:03.285	45.419	1:48.704 (3)	72.19	0.414	13:34:49.994	
10 -	1:04.336	45.015	1:49.351	71.76	1.061	13:36:39.345	
11 -	1:04.179	45.287	1:49.466	71.69	1.176	13:38:28.811	
12 -	1:03.320	45.821	1:49.141	71.90	0.851	13:40:17.952	

P18 104 RMT		Jack GRIFFITHS		Suzuki SV650 -			
IDEAL LAP TIME : 1:46.418		BEST LAP TIME : 1:46.418		DIFFERENCE : 0.000			
LAP	SECTOR 1	SECTOR 2	LAP TIME	MPH	DIFF	TIME OF DAY	
1 -		46.312	2:00.446	65.15	14.028	13:20:18.090	
2 -	1:04.230	46.345	1:50.575	70.97	4.157	13:22:08.665	
3 -	1:03.590	44.881	1:48.471 (3)	72.35	2.053	13:23:57.136	
4 -	1:03.318	45.640	1:48.958	72.02	2.540	13:25:46.094	
5 -	1:04.897	45.521	1:50.418	71.07	4.000	13:27:36.512	
6 -	1:04.056	45.810	1:49.866	71.43	3.448	13:29:26.378	
7 -	1:03.664	45.516	1:49.180	71.88	2.762	13:31:15.558	
8 -	1:04.017	46.240	1:50.257	71.17	3.839	13:33:05.815	
9 -	1:02.196	44.222	1:46.418 (1)	73.74		13:34:52.233	
10 -	1:03.424	44.317	1:47.741 (2)	72.84	1.323	13:36:39.974	
11 -	1:03.954	45.278	1:49.232	71.84	2.814	13:38:29.206	
12 -	1:03.087	45.909	1:48.996	72.00	2.578	13:40:18.202	

BMCRC - MRO Championships 2023 - Rnd 5 @ Cadwell Park

MRO Minitwins & BMCRC Rookie Minitwins

RACE 7 - SECTOR ANALYSIS



SECTOR 1 = FL to I1, SECTOR 2 = I1 to FL, DIFF = Difference To Personal Best Lap, P = Crossed Finish Line in Pit Lane, D = Time Disallowed

P19 93		Tony BOTTO		Suzuki SV 650 - TB Motorcycles			
IDEAL LAP TIME : 1:46.119		BEST LAP TIME : 1:46.199		DIFFERENCE : 0.080			
LAP	SECTOR 1	SECTOR 2	LAP TIME	MPH	DIFF	TIME OF DAY	
1 -		47.626	2:05.377	62.59	19.178	13:20:23.021	
2 -	1:06.387	47.357	1:53.744	68.99	7.545	13:22:16.765	
3 -	1:05.731	45.256	1:50.987	70.71	4.788	13:24:07.752	
4 -	1:04.063	45.406	1:49.469	71.69	3.270	13:25:57.221	
5 -	1:03.644	44.397	1:48.041	72.63	1.842	13:27:45.262	
6 -	1:02.864	44.600	1:47.464	73.02	1.265	13:29:32.726	
7 -	1:02.923	43.951	1:46.874 (2)	73.43	0.675	13:31:19.600	
8 -	1:02.418	44.557	1:46.975 (3)	73.36	0.776	13:33:06.575	
9 -	1:02.522	45.136	1:47.658	72.89	1.459	13:34:54.233	
10 -	1:02.498	43.701	1:46.199 (1)	73.89		13:36:40.432	
11 -	1:03.685	45.194	1:48.879	72.08	2.680	13:38:29.311	
12 -	1:03.246	45.768	1:49.014	71.99	2.815	13:40:18.325	

P20 27 RMT		Jack BETTIS		Suzuki SV 650 - NB Toolmaking			
IDEAL LAP TIME : 1:48.752		BEST LAP TIME : 1:49.072		DIFFERENCE : 0.320			
LAP	SECTOR 1	SECTOR 2	LAP TIME	MPH	DIFF	TIME OF DAY	
1 -		46.481	1:59.266	65.80	10.194	13:20:16.910	
2 -	1:03.998	45.346	1:49.344 (3)	71.77	0.272	13:22:06.254	
3 -	1:04.293	45.641	1:49.934	71.38	0.862	13:23:56.188	
4 -	1:03.510	45.562	1:49.072 (1)	71.95		13:25:45.260	
5 -	1:04.771	45.507	1:50.278	71.16	1.206	13:27:35.538	
6 -	1:04.260	45.939	1:50.199	71.21	1.127	13:29:25.737	
7 -	1:03.771	45.679	1:49.450	71.70	0.378	13:31:15.187	
8 -	1:03.985	47.201	1:51.186	70.58	2.114	13:33:06.373	
9 -	1:04.090	45.242	1:49.332 (2)	71.78	0.260	13:34:55.705	
10 -	1:04.846	46.614	1:51.460	70.41	2.388	13:36:47.165	
11 -	1:05.425	47.318	1:52.743	69.61	3.671	13:38:39.908	

P21 149		Clive JARVIS		Suzuki SV650 - JP CNC			
IDEAL LAP TIME : 1:49.112		BEST LAP TIME : 1:49.656		DIFFERENCE : 0.544			
LAP	SECTOR 1	SECTOR 2	LAP TIME	MPH	DIFF	TIME OF DAY	
1 -		46.581	1:59.689	65.57	10.033	13:20:17.333	
2 -	1:04.374	45.282	1:49.656 (1)	71.56		13:22:06.989	
3 -	1:03.899	46.057	1:49.956	71.37	0.300	13:23:56.945	
4 -	1:04.143	45.828	1:49.971	71.36	0.315	13:25:46.916	
5 -	1:04.503	45.783	1:50.286	71.16	0.630	13:27:37.202	
6 -	1:03.947	45.921	1:49.868	71.43	0.212	13:29:27.070	
7 -	1:03.961	45.905	1:49.866 (3)	71.43	0.210	13:31:16.936	
8 -	1:03.830	46.030	1:49.860 (2)	71.43	0.204	13:33:06.796	
9 -	1:04.046	45.878	1:49.924	71.39	0.268	13:34:56.720	
10 -	1:04.202	46.621	1:50.823	70.81	1.167	13:36:47.543	
11 -	1:05.322	47.155	1:52.477	69.77	2.821	13:38:40.020	

P22 70		Colin HALL		Suzuki SV650 -			
IDEAL LAP TIME : 1:48.280		BEST LAP TIME : 1:48.280		DIFFERENCE : 0.000			
LAP	SECTOR 1	SECTOR 2	LAP TIME	MPH	DIFF	TIME OF DAY	
1 -		47.048	2:02.878	63.86	14.598	13:20:20.522	
2 -	1:05.439	46.454	1:51.893	70.13	3.613	13:22:12.415	
3 -	1:05.566	46.899	1:52.465	69.78	4.185	13:24:04.880	
4 -	1:04.965	46.965	1:51.930	70.11	3.650	13:25:56.810	
5 -	1:04.868	47.171	1:52.039	70.04	3.759	13:27:48.849	
6 -	1:03.149	45.763	1:48.912 (3)	72.05	0.632	13:29:37.761	
7 -	1:03.546	45.353	1:48.899 (2)	72.06	0.619	13:31:26.660	
8 -	1:03.801	45.954	1:49.755	71.50	1.475	13:33:16.415	
9 -	1:03.175	50.389	1:53.564	69.10	5.284	13:35:09.979	
10 -	1:03.140	45.140	1:48.280 (1)	72.47		13:36:58.259	
11 -	1:03.470	45.552	1:49.022	71.98	0.742	13:38:47.281	

BMCRC - MRO Championships 2023 - Rnd 5 @ Cadwell Park

MRO Minitwins & BMCRC Rookie Minitwins

RACE 7 - SECTOR ANALYSIS



SECTOR 1 = FL to I1, SECTOR 2 = I1 to FL, DIFF = Difference To Personal Best Lap, P = Crossed Finish Line in Pit Lane, D = Time Disallowed

P23 24		Stephen AUSTIN		Suzuki SV650 -		
IDEAL LAP TIME : 1:49.718		BEST LAP TIME : 1:49.718		DIFFERENCE : 0.000		
LAP	SECTOR 1	SECTOR 2	LAP TIME	MPH	DIFF	TIME OF DAY
1 -		46.578	2:00.209	65.28	10.491	13:20:17.853
2 -	1:05.363	45.801	1:51.164	70.59	1.446	13:22:09.017
3 -	1:05.668	46.233	1:51.901	70.13	2.183	13:24:00.918
4 -	1:05.719	45.606	1:51.325	70.49	1.607	13:25:52.243
5 -	1:04.793	45.662	1:50.455 (3)	71.05	0.737	13:27:42.698
6 -	1:04.840	45.279	1:50.119 (2)	71.26	0.401	13:29:32.817
7 -	1:04.549	45.169	1:49.718 (1)	71.52		13:31:22.535
8 -	1:05.098	45.560	1:50.658	70.92	0.940	13:33:13.193
9 -	1:05.154	45.975	1:51.129	70.62	1.411	13:35:04.322
10 -	1:05.760	47.128	1:52.888	69.52	3.170	13:36:57.210
11 -	1:05.695	45.561	1:51.256	70.54	1.538	13:38:48.466

P24 127 RMT		Matthew CHAM		Ducati MONSTER 696 -		
IDEAL LAP TIME : 1:50.764		BEST LAP TIME : 1:51.503		DIFFERENCE : 0.739		
LAP	SECTOR 1	SECTOR 2	LAP TIME	MPH	DIFF	TIME OF DAY
1 -		46.331	1:58.925	65.99	7.422	13:20:16.569
2 -	1:05.263	46.576	1:51.839	70.17	0.336	13:22:08.408
3 -	1:05.750	46.616	1:52.366	69.84	0.863	13:24:00.774
4 -	1:05.232	47.401	1:52.633	69.67	1.130	13:25:53.407
5 -	1:04.663	47.086	1:51.749 (3)	70.22	0.246	13:27:45.156
6 -	1:04.984	47.299	1:52.283	69.89	0.780	13:29:37.439
7 -	1:05.167	46.950	1:52.117	69.99	0.614	13:31:29.556
8 -	1:04.433	47.192	1:51.625 (2)	70.30	0.122	13:33:21.181
9 -	1:05.499	46.949	1:52.448	69.79	0.945	13:35:13.629
10 -	1:04.841	46.662	1:51.503 (1)	70.38		13:37:05.132
11 -	1:06.143	46.930	1:53.073	69.40	1.570	13:38:58.205

P25 40		Simon WILKINSON		Suzuki SV650 - S P Wilkinson Engineering Ltd		
IDEAL LAP TIME : 1:50.927		BEST LAP TIME : 1:50.927		DIFFERENCE : 0.000		
LAP	SECTOR 1	SECTOR 2	LAP TIME	MPH	DIFF	TIME OF DAY
1 -		47.020	2:02.294	64.17	11.367	13:20:19.938
2 -	1:04.880	46.989	1:51.869	70.15	0.942	13:22:11.807
3 -	1:05.164	47.135	1:52.299	69.88	1.372	13:24:04.106
4 -	1:05.517	46.970	1:52.487	69.76	1.560	13:25:56.593
5 -	1:04.757	47.351	1:52.108	70.00	1.181	13:27:48.701
6 -	1:04.758	47.046	1:51.804	70.19	0.877	13:29:40.505
7 -	1:05.324	47.292	1:52.616	69.68	1.689	13:31:33.121
8 -	1:04.879	46.684	1:51.563	70.34	0.636	13:33:24.684
9 -	1:04.627	46.761	1:51.388 (2)	70.45	0.461	13:35:16.072
10 -	1:04.431	46.496	1:50.927 (1)	70.74		13:37:06.999
11 -	1:04.771	46.698	1:51.469 (3)	70.40	0.542	13:38:58.468

P26 85 RMT		Jonathan HARKER		Suzuki SV650 -		
IDEAL LAP TIME : 1:50.231		BEST LAP TIME : 1:50.370		DIFFERENCE : 0.139		
LAP	SECTOR 1	SECTOR 2	LAP TIME	MPH	DIFF	TIME OF DAY
1 -		47.278	2:02.114	64.26	11.744	13:20:19.758
2 -	1:05.446	47.068	1:52.514	69.75	2.144	13:22:12.272
3 -	1:05.012	47.682	1:52.694	69.64	2.324	13:24:04.966
4 -	1:05.455	47.770	1:53.225	69.31	2.855	13:25:58.191
5 -	1:05.683	46.451	1:52.134	69.98	1.764	13:27:50.325
6 -	1:04.412	46.858	1:51.270 (3)	70.53	0.900	13:29:41.595
7 -	1:05.063	46.972	1:52.035	70.05	1.665	13:31:33.630
8 -	1:04.704	47.146	1:51.850	70.16	1.480	13:33:25.480
9 -	1:04.638	47.960	1:52.598	69.69	2.228	13:35:18.078
10 -	1:03.982	46.858	1:50.840 (2)	70.80	0.470	13:37:08.918
11 -	1:03.780	46.590	1:50.370 (1)	71.10		13:38:59.288

BMCRC - MRO Championships 2023 - Rnd 5 @ Cadwell Park

MRO Minitwins & BMCRC Rookie Minitwins

RACE 7 - SECTOR ANALYSIS



SECTOR 1 = FL to I1, SECTOR 2 = I1 to FL, DIFF = Difference To Personal Best Lap, P = Crossed Finish Line in Pit Lane, D = Time Disallowed

P27 167 RMT Terry SMITH			Suzuki SV650 - IMP Racing			
IDEAL LAP TIME : 1:49.450		BEST LAP TIME : 1:49.450		DIFFERENCE : 0.000		
LAP	SECTOR 1	SECTOR 2	LAP TIME	MPH	DIFF	TIME OF DAY
1 -		47.402	2:04.953	62.80	15.503	13:20:22.597
2 -	1:06.741	47.238	1:53.979	68.85	4.529	13:22:16.576
3 -	1:07.676	47.795	1:55.471	67.96	6.021	13:24:12.047
4 -	1:05.700	46.000	1:51.700	70.26	2.250	13:26:03.747
5 -	1:04.851	46.025	1:50.876	70.78	1.426	13:27:54.623
6 -	1:05.227	46.018	1:51.245	70.54	1.795	13:29:45.868
7 -	1:04.988	45.932	1:50.920	70.75	1.470	13:31:36.788
8 -	1:04.960	45.686	1:50.646 (3)	70.92	1.196	13:33:27.434
9 -	1:06.559	46.074	1:52.633	69.67	3.183	13:35:20.067
10 -	1:04.192	45.756	1:49.948 (2)	71.37	0.498	13:37:10.015
11 -	1:03.847	45.603	1:49.450 (1)	71.70		13:38:59.465

P28 777 RMT Richard HIRST			Suzuki SV650 - Northern garage conversion			
IDEAL LAP TIME : 1:50.084		BEST LAP TIME : 1:50.438		DIFFERENCE : 0.354		
LAP	SECTOR 1	SECTOR 2	LAP TIME	MPH	DIFF	TIME OF DAY
1 -		47.075	2:03.721	63.43	13.283	13:20:21.365
2 -	1:06.471	46.602	1:53.073	69.40	2.635	13:22:14.438
3 -	1:06.137	46.955	1:53.092	69.39	2.654	13:24:07.530
4 -	1:06.709	46.462	1:53.171	69.34	2.733	13:26:00.701
5 -	1:06.255	46.471	1:52.726	69.62	2.288	13:27:53.427
6 -	1:05.639	45.841	1:51.480	70.39	1.042	13:29:44.907
7 -	1:05.260	46.418	1:51.678	70.27	1.240	13:31:36.585
8 -	1:05.335	45.954	1:51.289 (3)	70.51	0.851	13:33:27.874
9 -	1:05.038	46.117	1:51.155 (2)	70.60	0.717	13:35:19.029
10 -	1:04.243	46.195	1:50.438 (1)	71.06		13:37:09.467
11 -	1:04.606	48.610	1:53.216	69.31	2.778	13:39:02.683

P29 284 RMT David HATTERSLEY			Suzuki SV650 -			
IDEAL LAP TIME : 1:52.414		BEST LAP TIME : 1:52.414		DIFFERENCE : 0.000		
LAP	SECTOR 1	SECTOR 2	LAP TIME	MPH	DIFF	TIME OF DAY
1 -		48.117	2:06.405	62.08	13.991	13:20:24.049
2 -	1:07.758	47.687	1:55.445	67.98	3.031	13:22:19.494
3 -	1:08.039	47.547	1:55.586	67.89	3.172	13:24:15.080
4 -	1:06.774	47.692	1:54.466 (3)	68.56	2.052	13:26:09.546
5 -	1:07.485	47.563	1:55.048	68.21	2.634	13:28:04.594
6 -	1:07.066	47.433	1:54.499	68.54	2.085	13:29:59.093
7 -	1:09.097	48.198	1:57.295	66.90	4.881	13:31:56.388
8 -	1:07.457	47.594	1:55.051	68.21	2.637	13:33:51.439
9 -	1:06.732	46.855	1:53.587 (2)	69.09	1.173	13:35:45.026
10 -	1:05.744	46.670	1:52.414 (1)	69.81		13:37:37.440
11 -	1:06.968	47.669	1:54.637	68.46	2.223	13:39:32.077

P30 10 RMT Ian LAURIE			Suzuki SV 650 -			
IDEAL LAP TIME : 1:52.811		BEST LAP TIME : 1:53.958		DIFFERENCE : 1.147		
LAP	SECTOR 1	SECTOR 2	LAP TIME	MPH	DIFF	TIME OF DAY
1 -		47.155	2:04.155	63.21	10.197	13:20:21.799
2 -	1:07.103	46.855	1:53.958 (1)	68.86		13:22:15.757
3 -	1:08.330	47.059	1:55.389 (3)	68.01	1.431	13:24:11.146
4 -	1:08.478	46.813	1:55.291 (2)	68.07	1.333	13:26:06.437
5 -	1:08.335	47.381	1:55.716	67.82	1.758	13:28:02.153
6 -	1:08.478	47.531	1:56.009	67.65	2.051	13:29:58.162
7 -	1:09.158	47.146	1:56.304	67.47	2.346	13:31:54.466
8 -	1:09.026	47.485	1:56.511	67.35	2.553	13:33:50.977
9 -	1:09.385	47.673	1:57.058	67.04	3.100	13:35:48.035
10 -	1:09.181	48.076	1:57.257	66.93	3.299	13:37:45.292
11 -	1:05.998	54.714	2:00.712	65.01	6.754	13:39:46.004

BMCRC - MRO Championships 2023 - Rnd 5 @ Cadwell Park

MRO Minitwins & BMCRC Rookie Minitwins

RACE 7 - SECTOR ANALYSIS



SECTOR 1 = FL to I1, SECTOR 2 = I1 to FL, DIFF = Difference To Personal Best Lap, P = Crossed Finish Line in Pit Lane, D = Time Disallowed

P31 99		Lee ELLIS		Suzuki SV650 - ATP Motorsport			
IDEAL LAP TIME : 1:45.083		BEST LAP TIME : 1:45.441		DIFFERENCE : 0.358			
LAP	SECTOR 1	SECTOR 2	LAP TIME	MPH	DIFF	TIME OF DAY	
1 -		44.616	1:53.423	69.19	7.982	13:20:11.067	
2 -	1:01.581	46.001	1:47.582	72.94	2.141	13:21:58.649	
3 -	1:01.328	44.823	1:46.151	73.93	0.710	13:23:44.800	
4 -	1:01.345	44.531	1:45.876	74.12	0.435	13:25:30.676	
5 -	1:01.588	44.872	1:46.460	73.71	1.019	13:27:17.136	
6 -	1:01.409	45.344	1:46.753	73.51	1.312	13:29:03.889	
7 -	1:01.106	46.018	1:47.124	73.26	1.683	13:30:51.013	
8 -	1:01.370	44.372	1:45.742 (2)	74.21	0.301	13:32:36.755	
9 -	1:00.711	44.730	1:45.441 (1)	74.43		13:34:22.196	
10 -	1:01.005	44.753	1:45.758 (3)	74.20	0.317	13:36:07.954	

P32 170		Darren CONNEELY		Suzuki SV650 -			
IDEAL LAP TIME :		BEST LAP TIME :		DIFFERENCE :			
LAP	SECTOR 1	SECTOR 2	LAP TIME	MPH	DIFF	TIME OF DAY	
1 -		43.615	1:50.009	71.34		13:20:07.653	

BMCRC - MRO Championships 2023 - Rnd 5 @ Cadwell Park

MRO Minitwins & BMCRC Rookie Minitwins

RACE 7 - BEST SECTORS

SECTOR 1			SECTOR 2			IDEAL / BEST COMPARISON						
POS	NO	NAME	TIME	NO	NAME	TIME	POS	NO	NAME	IDEAL	BEST	DIFF
									PERFECT LAP	1:39.519		
1	1	TWYFORD	58.023	22	DOWDS	41.496	1	22	DOWDS	1:39.609	1:39.845	0.236
2	91	GOOD	58.044	91	GOOD	41.667	2	91	GOOD	1:39.711	1:39.840	0.129
3	22	DOWDS	58.113	82	SMITH	41.733	3	1	TWYFORD	1:39.779	1:39.792	0.013
4	82	SMITH	58.372	1	TWYFORD	41.756	4	82	SMITH	1:40.105	1:40.116	0.011
5	3	ARBON	58.644	5	MANTELL	42.129	5	5	MANTELL	1:41.397	1:41.531	0.134
6	19	LILLEY	58.956	19	LILLEY	42.748	6	3	ARBON	1:41.453	1:41.781	0.328
7	5	MANTELL	59.268	3	ARBON	42.809	7	19	LILLEY	1:41.704	1:42.279	0.575
8	181	CONNELL	59.579	181	CONNELL	42.833	8	181	CONNELL	1:42.412	1:42.797	0.385
9	74	BLACK	1:00.197	74	BLACK	43.093	9	74	BLACK	1:43.290	1:43.290	0.000
10	73	LECOQ	1:00.475	81	MAY	43.262	10	73	LECOQ	1:44.039	1:44.206	0.167
11	99	ELLIS	1:00.711	910	GOWER	43.480	11	910	GOWER	1:44.347	1:44.612	0.265
12	910	GOWER	1:00.867	73	LECOQ	43.564	12	81	MAY	1:44.554	1:44.993	0.439
13	15	SVENSEN	1:00.901	170	CONNELY	43.615	13	15	SVENSEN	1:44.758	1:44.758	0.000
14	81	MAY	1:01.292	140	MCLAREN	43.622	14	99	ELLIS	1:45.083	1:45.441	0.358
15	140	MCLAREN	1:01.927	93	BOTTO	43.701	15	140	MCLAREN	1:45.549	1:45.549	0.000
16	71	CLUNE	1:02.141	15	SVENSEN	43.857	16	93	BOTTO	1:46.119	1:46.199	0.080
17	104	GRIFFITHS	1:02.196	104	GRIFFITHS	44.222	17	104	GRIFFITHS	1:46.418	1:46.418	0.000
18	93	BOTTO	1:02.418	99	ELLIS	44.372	18	71	CLUNE	1:46.924	1:47.000	0.076
19	70	HALL	1:03.140	67	HARVEY	44.556	19	67	HARVEY	1:47.707	1:47.707	0.000
20	67	HARVEY	1:03.151	71	CLUNE	44.783	20	281	FARLEY	1:48.111	1:48.290	0.179
21	281	FARLEY	1:03.285	281	FARLEY	44.826	21	70	HALL	1:48.280	1:48.280	0.000
22	27	BETTIS	1:03.510	70	HALL	45.140	22	27	BETTIS	1:48.752	1:49.072	0.320
23	85	HARKER	1:03.780	24	AUSTIN	45.169	23	149	JARVIS	1:49.112	1:49.656	0.544
24	149	JARVIS	1:03.830	27	BETTIS	45.242	24	167	SMITH	1:49.450	1:49.450	0.000
25	167	SMITH	1:03.847	149	JARVIS	45.282	25	24	AUSTIN	1:49.718	1:49.718	0.000
26	777	HIRST	1:04.243	167	SMITH	45.603	26	777	HIRST	1:50.084	1:50.438	0.354
27	40	WILKINSON	1:04.431	777	HIRST	45.841	27	85	HARKER	1:50.231	1:50.370	0.139
28	127	CHAM	1:04.433	127	CHAM	46.331	28	127	CHAM	1:50.764	1:51.503	0.739
29	24	AUSTIN	1:04.549	85	HARKER	46.451	29	40	WILKINSON	1:50.927	1:50.927	0.000
30	284	HATTERSLEY	1:05.744	40	WILKINSON	46.496	30	284	HATTERSLEY	1:52.414	1:52.414	0.000
31	10	LAURIE	1:05.998	284	HATTERSLEY	46.670	31	10	LAURIE	1:52.811	1:53.958	1.147
32				10	LAURIE	46.813	32	170	CONNELY			

BMCRC - MRO Championships 2023 - Rnd 5 @ Cadwell Park

MRO Minitwins & BMCRC Rookie Minitwins

RACE 7 - STATISTICS

Competitors Started	32
Planned Start	2023-07-02 @ 13:15:00.000
Actual Start	2023-07-02 @ 13:18:17.643
Finish Time	2023-07-02 @ 13:38:30.549
Track Length	2.1800mi.
Total Laps	360
Total Distance Covered	784.8067mi.

Session Fastest Lap History

NO	CL	NAME	LAP TIME	TIME OF DAY	LAP	VEHICLE
1		David TWYFORD	1:41.135	13:21:46.187	2	Suzuki SV650
91		Daniel GOOD	1:40.790	13:21:46.478	2	Suzuki SV650
1		David TWYFORD	1:40.368	13:23:26.554	3	Suzuki SV650
1		David TWYFORD	1:40.118	13:25:06.673	4	Suzuki SV650
91		Daniel GOOD	1:40.062	13:25:07.047	4	Suzuki SV650
22		Darren DOWDS	1:39.845	13:26:47.857	5	Suzuki SV 650
1		David TWYFORD	1:39.792	13:33:27.939	9	Suzuki SV650

Session Leader History

NO	CL	NAME	FROM LAP	LAPS LED	DISTANCE	VEHICLE
22		Darren DOWDS	1	1	2.18 miles	Suzuki SV 650
1		David TWYFORD	2	10	21.80 miles	Suzuki SV650
91		Daniel GOOD	12	1	2.18 miles	Suzuki SV650

Flag History

TYPE	TIME OF DAY
GREEN	13:18:17.643
FINISH	13:38:30.549

Flag Statistics

TYPE	COUNT	TOTAL LAPS	TOTAL TIME
Green	1	12	22:05.555
Red	0	0	0.000
Safety Car	0	0	0.000
FCY	0	0	0.000

BMCRC - MRO Championships 2023 - Rnd 5 @ Cadwell Park

MRO Minitwins & BMCRC Rookie Minitwins

RACE 7 - STATISTICS

CLASS :

21 Starters

Fastest Lap History

NO	NAME	LAP TIME	TIME OF DAY	LAP	VEHICLE
1	David TWYFORD	1:41.135	13:21:46.187	2	Suzuki SV650
91	Daniel GOOD	1:40.790	13:21:46.478	2	Suzuki SV650
1	David TWYFORD	1:40.368	13:23:26.554	3	Suzuki SV650
1	David TWYFORD	1:40.118	13:25:06.673	4	Suzuki SV650
91	Daniel GOOD	1:40.062	13:25:07.047	4	Suzuki SV650
22	Darren DOWDS	1:39.845	13:26:47.857	5	Suzuki SV 650
1	David TWYFORD	1:39.792	13:33:27.939	9	Suzuki SV650

Leader History

NO	NAME	FROM LAP	LAPS LED	DISTANCE	VEHICLE
22	Darren DOWDS	1	1	2.18 miles	Suzuki SV 650
1	David TWYFORD	2	10	21.80 miles	Suzuki SV650
91	Daniel GOOD	12	1	2.18 miles	Suzuki SV650

BMCRC - MRO Championships 2023 - Rnd 5 @ Cadwell Park

MRO Minitwins & BMCRC Rookie Minitwins

RACE 7 - STATISTICS

CLASS : RMT

11 Starters

Fastest Lap History

NO	NAME	LAP TIME	TIME OF DAY	LAP	VEHICLE
15	James SVENSEN	1:46.297	13:21:56.654	2	Suzuki SV650S
910	Harry GOWER	1:45.665	13:27:19.255	5	Suzuki SV650
910	Harry GOWER	1:45.449	13:32:37.479	8	Suzuki SV650
910	Harry GOWER	1:45.036	13:34:22.515	9	Suzuki SV650
910	Harry GOWER	1:44.612	13:36:07.129	10	Suzuki SV650

Leader History

NO	NAME	FROM LAP	LAPS LED	DISTANCE	VEHICLE
15	James SVENSEN	1	11	23.98 miles	Suzuki SV650S
910	Harry GOWER	12	1	2.18 miles	Suzuki SV650

Kawasaki

*Team
Green*
JUNIOR CUP

ACU TEAM GREEN JUNIOR CUP & SENIOR NINJA SERIES



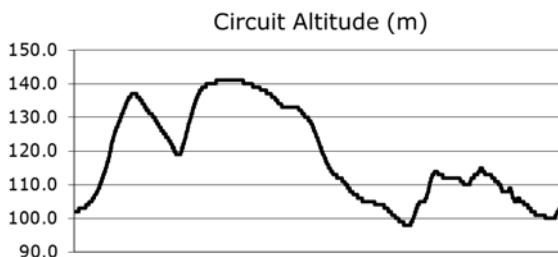
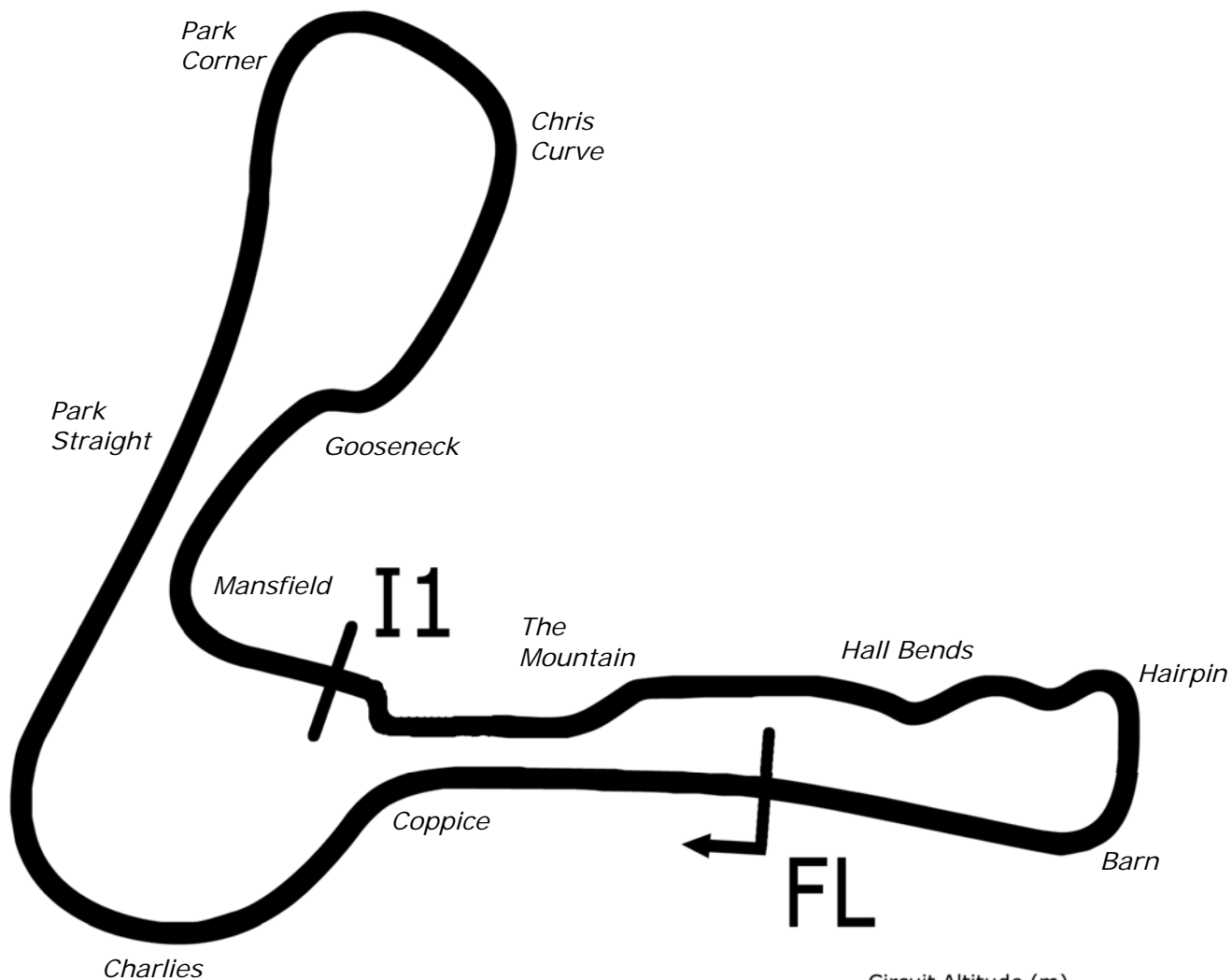
BMCRC-MRO Championships - Round 5
Cadwell Park
1st / 2nd July 2023



Timing & Results Provided by Timing Solutions Ltd

www.tsl-timing.com

Cadwell Park



Length	2.1800 miles	3508.4 m	
FL		53.31024 N	0.05940 W
I1	2330m	53.30708 N	0.06270 W
Pit Entry	3472m	53.31103 N	0.05889 W
Pit Exit	0m after FL	53.31030 N	0.05940 W
Pit Entry-Pit Exit 92m, 6.6s @50kph, 5.5s @60kph			

All results available at www.tsl-timing.com

BMCRC - MRO Championships 2023 - Rnd 5 @ Cadwell Park



ACU Team Green Junior Cup & Senior Ninja Series

QUALIFYING - CLASSIFICATION

Kawasaki

POS	NO	CL	PIC NAME	ENTRY	TIME	ON	LAPS	GAP	DIFF	MPH
1	17	J	1 Harley McCABE	Kawasaki NINJA 300 -	1:47.540	4	5			72.97
2	1	S	1 Phil ATKINSON	Kawasaki NINJA 400 - ROSE MOT/Q Oil Treatments	1:47.553	6	6	0.013	0.013	72.96
3	191	J	2 Craig DANCE	Kawasaki NINJA 400 - 2 brothers scaffolding	1:47.639	4	5	0.099	0.086	72.91
4	35	J	3 Zack WESTON	Kawasaki NINJA 400 - NW Racing	1:49.345	3	5	1.805	1.706	71.77
5	31	J	4 Robbie PARK	Kawasaki NINJA - The Biltong Banter Box	1:49.933	5	5	2.393	0.588	71.38
6	134	J	5 Toby SKAYMAN	Kawasaki EX300 - D & A Home Solutions	1:50.298	3	5	2.758	0.365	71.15
7	34	S	2 Oliver ARBON	Kawasaki NINJA 400 - tt plumbing and heating	1:50.422	2	2	2.882	0.124	71.07
8	77	S	3 Joe WHITE	Kawasaki NINJA 400 - Just In Graphics /MZ CONTRAC	1:50.695	2	5	3.155	0.273	70.89
9	65	S	4 Konrad BREESE	Kawasaki NINJA 400 - STIHL Racing	1:50.910	3	5	3.370	0.215	70.76
10	10	S	5 Mike BRUNSDON	Kawasaki NINJA 400 - Parts Europe	1:51.106	4	5	3.566	0.196	70.63
11	18	J	6 George HIGGINS	Kawasaki NINJA 400 - Aztec Racing	1:51.342	3	5	3.802	0.236	70.48
12	45	J	7 Marley MACKENZIE	Kawasaki NINJA - Kirkcaldy Kawasaki, ELPM	1:51.360	3	5	3.820	0.018	70.47
13	477	J	8 Kade WATT	Kawasaki NINJA 400 - JMF Contracts	1:51.871	4	5	4.331	0.511	70.15
14	27	S	6 Ben BROWN	Kawasaki NINJA - Hunts Motorcycles	1:53.172	5	5	5.632	1.301	69.34
15	400	S	7 Stuart THURTL	Kawasaki NINJA 400 - TeamTortoise Racing	1:55.539	3	5	7.999	2.367	67.92
16	99*	S	8 Jack WOLFF	Kawasaki NINJA 300 - Nym Technologies Racing	1:57.683	5	5	10.143	2.144	66.68
17	7	J	9 Kobe GARBETT	Kawasaki NINJA 400 - Toro Verde	1:58.625	5	5	11.085	0.942	66.15
18	16	J	10 Aleisha LAYTON	Kawasaki NINJA 300 - Bluebell Inn	2:00.130	5	5	12.590	1.505	65.32
19	0*	S	9 David COURT	Kawasaki NINJA 300 -	2:00.383	3	5	12.843	0.253	65.19
20	49*	J	11 Ralph CROFT	Kawasaki NINJA 300 - South Devon Classics	2:02.139	4	5	14.599	1.756	64.25
21	75	J	12 Mason GREASLEY	Kawasaki NINJA 300 - Frame fast	2:02.276	5	5	14.736	0.137	64.18
22	145	S	10 Tom BARRETT	Kawasaki NINJA -	2:02.369	5	5	14.829	0.093	64.13
23	11	J	13 Freddie BATE	Kawasaki NINJA 300 - hartjay	2:03.197	5	5	15.657	0.828	63.70
24	12	J	14 Kees RAMSEY	Kawasaki NINJA 400CC -	2:15.343	3	3	27.803	12.146	57.98
25	23	S	11 Saskya BUSH	Kawasaki NINJA 300 -	2:15.509	4	4	27.969	0.166	57.91
26	63	S	12 Robert BUSH	Kawasaki NINJA - Legacy Racing	2:15.561	4	4	28.021	0.052	57.89

* No. 0 & 49 - Please fit working transponders
 * No. 99 - Lap 1 lap time disallowed - cutting chicane

Weather / Track : Cloudy / Dry

These results are provisional until the conclusion of any judicial and technical matters.

Cadwell Park: 2.1800 miles

Date: 01/07/2023 Start: 09:15 Finish: 09:25

Clerk Of Course :	Stewards :	Timekeeper : <i>Craig Smith</i>
-------------------	------------	------------------------------------

Results can be found at www.tsl-timing.com

Printed - 09:27 Saturday, 01 July 2023



BMCRC - MRO Championships 2023 - Rnd 5 @ Cadwell Park

ACU Team Green Junior Cup & Senior Ninja Series

QUALIFYING - SECTOR ANALYSIS



SECTOR 1 = FL to I1, SECTOR 2 = I1 to FL, DIFF = Difference To Personal Best Lap, P = Crossed Finish Line in Pit Lane, D = Time Disallowed

P1		17 J		Harley McCABE		Kawasaki NINJA 300 -	
IDEAL LAP TIME : 1:47.540		BEST LAP TIME : 1:47.540		DIFFERENCE : 0.000			
LAP	SECTOR 1	SECTOR 2	LAP TIME	MPH	DIFF	TIME OF DAY	
1 -	1:11.294	48.328	1:59.622	65.60	12.082	09:18:17.366	
2 -	1:05.787	45.853	1:51.640	70.29	4.100	09:20:09.006	
3 -	1:05.603	44.919	1:50.522 (3)	71.00	2.982	09:21:59.528	
4 -	1:03.675	43.865	1:47.540 (1)	72.97		09:23:47.068	
5 -	1:03.787	44.696	1:48.483 (2)	72.34	0.943	09:25:35.551	

P2		1 S		Phil ATKINSON		Kawasaki NINJA 400 - ROSE MOT/Q Oil Treatments	
IDEAL LAP TIME : 1:47.395		BEST LAP TIME : 1:47.553		DIFFERENCE : 0.158			
LAP	SECTOR 1	SECTOR 2	LAP TIME	MPH	DIFF	TIME OF DAY	
1 -	1:05.827	45.173	1:51.000	70.70	3.447	09:17:42.397	
2 -	1:04.371	44.698	1:49.069 (3)	71.95	1.516	09:19:31.466	
3 -	1:04.125	48.133	1:52.258	69.91	4.705	09:21:23.724	
4 -	1:04.415	46.846	1:51.261	70.53	3.708	09:23:14.985	
5 -	1:03.346	44.931	1:48.277 (2)	72.48	0.724	09:25:03.262	
6 -	1:03.504	44.049	1:47.553 (1)	72.96		09:26:50.815	

P3		191 J		Craig DANCE		Kawasaki NINJA 400 - 2 brothers scaffolding	
IDEAL LAP TIME : 1:47.639		BEST LAP TIME : 1:47.639		DIFFERENCE : 0.000			
LAP	SECTOR 1	SECTOR 2	LAP TIME	MPH	DIFF	TIME OF DAY	
1 -	1:04.915	45.742	1:50.657	70.92	3.018	09:17:54.999	
2 -	1:04.145	45.988	1:50.133	71.25	2.494	09:19:45.132	
3 -	1:03.644	44.546	1:48.190 (2)	72.53	0.551	09:21:33.322	
4 -	1:03.161	44.478	1:47.639 (1)	72.91		09:23:20.961	
5 -	1:04.415	45.437	1:49.852 (3)	71.44	2.213	09:25:10.813	

P4		35 J		Zack WESTON		Kawasaki NINJA 400 - NW Racing	
IDEAL LAP TIME : 1:48.043		BEST LAP TIME : 1:49.345		DIFFERENCE : 1.302			
LAP	SECTOR 1	SECTOR 2	LAP TIME	MPH	DIFF	TIME OF DAY	
1 -	1:07.715	47.085	1:54.800	68.36	5.455	09:18:02.019	
2 -	1:04.586	45.711	1:50.297 (3)	71.15	0.952	09:19:52.316	
3 -	1:03.926	45.419	1:49.345 (1)	71.77		09:21:41.661	
4 -	1:03.398	46.229	1:49.627 (2)	71.58	0.282	09:23:31.288	
5 -	1:05.729	44.645	1:50.374	71.10	1.029	09:25:21.662	

P5		31 J		Robbie PARK		Kawasaki NINJA - The Biltong Banter Box	
IDEAL LAP TIME : 1:49.933		BEST LAP TIME : 1:49.933		DIFFERENCE : 0.000			
LAP	SECTOR 1	SECTOR 2	LAP TIME	MPH	DIFF	TIME OF DAY	
1 -	1:06.522	47.664	1:54.186	68.73	4.253	09:18:24.695	
2 -	1:04.890	46.871	1:51.761 (3)	70.22	1.828	09:20:16.456	
3 -	1:05.045	48.390	1:53.435	69.18	3.502	09:22:09.891	
4 -	1:04.804	45.518	1:50.322 (2)	71.13	0.389	09:24:00.213	
5 -	1:04.434	45.499	1:49.933 (1)	71.38		09:25:50.146	

P6		134 J		Toby SKAYMAN		Kawasaki EX300 - D & A Home Solutions	
IDEAL LAP TIME : 1:50.116		BEST LAP TIME : 1:50.298		DIFFERENCE : 0.182			
LAP	SECTOR 1	SECTOR 2	LAP TIME	MPH	DIFF	TIME OF DAY	
1 -	1:08.171	47.830	1:56.001	67.65	5.703	09:17:51.425	
2 -	1:07.361	47.174	1:54.535	68.52	4.237	09:19:45.960	
3 -	1:04.486	45.812	1:50.298 (1)	71.15		09:21:36.258	
4 -	1:04.787	45.630	1:50.417 (2)	71.07	0.119	09:23:26.675	
5 -	1:05.949	46.074	1:52.023 (3)	70.05	1.725	09:25:18.698	

BMCRC - MRO Championships 2023 - Rnd 5 @ Cadwell Park

ACU Team Green Junior Cup & Senior Ninja Series

QUALIFYING - SECTOR ANALYSIS



SECTOR 1 = FL to I1, SECTOR 2 = I1 to FL, DIFF = Difference To Personal Best Lap, P = Crossed Finish Line in Pit Lane, D = Time Disallowed

P7 34 S		Oliver ARBON		Kawasaki NINJA 400 - tt plumbing and heating			
IDEAL LAP TIME : 1:50.422		BEST LAP TIME : 1:50.422		DIFFERENCE : 0.000			
LAP	SECTOR 1	SECTOR 2	LAP TIME	MPH	DIFF	TIME OF DAY	
1 -	1:06.551	48.724	1:55.275 (2)	68.08	4.853	09:17:58.831	
2 -	1:04.647	45.775	1:50.422 (1)	71.07		09:19:49.253	

P8 77 S		Joe WHITE		Kawasaki NINJA 400 - Just In Graphics /MZ CONTRACTS/ Silver			
IDEAL LAP TIME : 1:50.277		BEST LAP TIME : 1:50.695		DIFFERENCE : 0.418			
LAP	SECTOR 1	SECTOR 2	LAP TIME	MPH	DIFF	TIME OF DAY	
1 -	1:09.258	48.494	1:57.752	66.64	7.057	09:18:03.773	
2 -	1:04.512	46.183	1:50.695 (1)	70.89		09:19:54.468	
3 -	1:05.443	46.043	1:51.486 (3)	70.39	0.791	09:21:45.954	
4 -	1:04.333	46.644	1:50.977 (2)	70.71	0.282	09:23:36.931	
5 -	1:04.234	47.608	1:51.842	70.17	1.147	09:25:28.773	

P9 65 S		Konrad BREESE		Kawasaki NINJA 400 - STIHL Racing			
IDEAL LAP TIME : 1:50.910		BEST LAP TIME : 1:50.910		DIFFERENCE : 0.000			
LAP	SECTOR 1	SECTOR 2	LAP TIME	MPH	DIFF	TIME OF DAY	
1 -	1:07.899	48.149	1:56.048	67.62	5.138	09:17:52.950	
2 -	1:06.310	47.182	1:53.492 (2)	69.15	2.582	09:19:46.442	
3 -	1:04.739	46.171	1:50.910 (1)	70.76		09:21:37.352	
4 -	1:06.822	47.535	1:54.357 (3)	68.62	3.447	09:23:31.709	
5 -	1:06.637	47.919	1:54.556	68.50	3.646	09:25:26.265	

P10 10 S		Mike BRUNSDON		Kawasaki NINJA 400 - Parts Europe			
IDEAL LAP TIME : 1:51.106		BEST LAP TIME : 1:51.106		DIFFERENCE : 0.000			
LAP	SECTOR 1	SECTOR 2	LAP TIME	MPH	DIFF	TIME OF DAY	
1 -	1:09.407	48.244	1:57.651	66.70	6.545	09:17:52.095	
2 -	1:06.309	46.844	1:53.153	69.35	2.047	09:19:45.248	
3 -	1:05.170	46.651	1:51.821 (2)	70.18	0.715	09:21:37.069	
4 -	1:04.962	46.144	1:51.106 (1)	70.63		09:23:28.175	
5 -	1:05.912	46.415	1:52.327 (3)	69.86	1.221	09:25:20.502	

P11 18 J		George HIGGINS		Kawasaki NINJA 400 - Aztec Racing			
IDEAL LAP TIME : 1:51.342		BEST LAP TIME : 1:51.342		DIFFERENCE : 0.000			
LAP	SECTOR 1	SECTOR 2	LAP TIME	MPH	DIFF	TIME OF DAY	
1 -	1:08.126	47.832	1:55.958	67.68	4.616	09:17:53.747	
2 -	1:07.487	46.533	1:54.020 (2)	68.83	2.678	09:19:47.767	
3 -	1:05.472	45.870	1:51.342 (1)	70.48		09:21:39.109	
4 -	1:06.240	47.962	1:54.202 (3)	68.72	2.860	09:23:33.311	
5 -	1:06.408	47.844	1:54.252	68.69	2.910	09:25:27.563	

P12 45 J		Marley MACKENZIE		Kawasaki NINJA - Kirkcaldy Kawasaki, ELPM			
IDEAL LAP TIME : 1:51.360		BEST LAP TIME : 1:51.360		DIFFERENCE : 0.000			
LAP	SECTOR 1	SECTOR 2	LAP TIME	MPH	DIFF	TIME OF DAY	
1 -	1:08.885	47.778	1:56.663	67.27	5.303	09:17:54.124	
2 -	1:06.054	47.175	1:53.229 (3)	69.31	1.869	09:19:47.353	
3 -	1:04.955	46.405	1:51.360 (1)	70.47		09:21:38.713	
4 -	1:05.772	46.718	1:52.490 (2)	69.76	1.130	09:23:31.203	
5 -	1:06.819	46.477	1:53.296	69.27	1.936	09:25:24.499	

BMCRC - MRO Championships 2023 - Rnd 5 @ Cadwell Park

ACU Team Green Junior Cup & Senior Ninja Series

QUALIFYING - SECTOR ANALYSIS



SECTOR 1 = FL to I1, SECTOR 2 = I1 to FL, DIFF = Difference To Personal Best Lap, P = Crossed Finish Line in Pit Lane, D = Time Disallowed

P13 477 J		Kade WATT		Kawasaki NINJA 400 - JMF Contracts			
IDEAL LAP TIME : 1:51.625		BEST LAP TIME : 1:51.871		DIFFERENCE : 0.246			
LAP	SECTOR 1	SECTOR 2	LAP TIME	MPH	DIFF	TIME OF DAY	
1 -	1:08.117	48.082	1:56.199	67.53	4.328	09:17:54.834	
2 -	1:06.995	47.478	1:54.473	68.55	2.602	09:19:49.307	
3 -	1:05.738	46.503	1:52.241 (2)	69.92	0.370	09:21:41.548	
4 -	1:05.984	45.887	1:51.871 (1)	70.15		09:23:33.419	
5 -	1:05.945	46.728	1:52.673 (3)	69.65	0.802	09:25:26.092	

P14 27 S		Ben BROWN		Kawasaki NINJA - Hunts Motorcycles			
IDEAL LAP TIME : 1:53.172		BEST LAP TIME : 1:53.172		DIFFERENCE : 0.000			
LAP	SECTOR 1	SECTOR 2	LAP TIME	MPH	DIFF	TIME OF DAY	
1 -	1:10.348	48.283	1:58.631	66.15	5.459	09:17:57.974	
2 -	1:08.531	47.416	1:55.947	67.68	2.775	09:19:53.921	
3 -	1:07.917	47.135	1:55.052 (3)	68.21	1.880	09:21:48.973	
4 -	1:08.534	46.236	1:54.770 (2)	68.38	1.598	09:23:43.743	
5 -	1:07.455	45.717	1:53.172 (1)	69.34		09:25:36.915	

P15 400 S		Stuart THURTLÉ		Kawasaki NINJA 400 - TeamTortoise Racing			
IDEAL LAP TIME : 1:55.183		BEST LAP TIME : 1:55.539		DIFFERENCE : 0.356			
LAP	SECTOR 1	SECTOR 2	LAP TIME	MPH	DIFF	TIME OF DAY	
1 -	1:09.508	48.387	1:57.895	66.56	2.356	09:17:52.731	
2 -	1:08.591	47.815	1:56.406	67.41	0.867	09:19:49.137	
3 -	1:07.392	48.147	1:55.539 (1)	67.92		09:21:44.676	
4 -	1:07.368	48.173	1:55.541 (2)	67.92	0.002	09:23:40.217	
5 -	1:07.394	48.457	1:55.851 (3)	67.74	0.312	09:25:36.068	

P16 99 S		Jack WOLFF		Kawasaki NINJA 300 - Nym Technologies Racing			
IDEAL LAP TIME : 1:57.683		BEST LAP TIME : 1:57.683		DIFFERENCE : 0.000			
LAP	SECTOR 1	SECTOR 2	LAP TIME	MPH	DIFF	TIME OF DAY	
1 -	1:13.386	50.462	2:03.848 D	63.36	6.165	09:18:09.360	
2 -	1:09.351	49.678	1:59.029	65.93	1.346	09:20:08.389	
3 -	1:09.220	48.936	1:58.156 (2)	66.42	0.473	09:22:06.545	
4 -	1:09.508	49.159	1:58.667 (3)	66.13	0.984	09:24:05.212	
5 -	1:09.142	48.541	1:57.683 (1)	66.68		09:26:02.895	

P17 7 J		Kobe GARBETT		Kawasaki NINJA 400 - Toro Verde			
IDEAL LAP TIME : 1:58.625		BEST LAP TIME : 1:58.625		DIFFERENCE : 0.000			
LAP	SECTOR 1	SECTOR 2	LAP TIME	MPH	DIFF	TIME OF DAY	
1 -	1:20.082	51.589	2:11.671	59.60	13.046	09:18:21.171	
2 -	1:14.675	48.941	2:03.616	63.48	4.991	09:20:24.787	
3 -	1:12.276	48.457	2:00.733 (2)	65.00	2.108	09:22:25.520	
4 -	1:11.023	49.722	2:00.745 (3)	64.99	2.120	09:24:26.265	
5 -	1:10.750	47.875	1:58.625 (1)	66.15		09:26:24.890	

P18 16 J		Aleisha LAYTON		Kawasaki NINJA 300 - Bluebell Inn			
IDEAL LAP TIME : 2:00.130		BEST LAP TIME : 2:00.130		DIFFERENCE : 0.000			
LAP	SECTOR 1	SECTOR 2	LAP TIME	MPH	DIFF	TIME OF DAY	
1 -	1:15.260	52.774	2:08.034	61.29	7.904	09:18:12.428	
2 -	1:14.226	51.127	2:05.353	62.60	5.223	09:20:17.781	
3 -	1:11.713	50.816	2:02.529 (3)	64.05	2.399	09:22:20.310	
4 -	1:10.937	51.434	2:02.371 (2)	64.13	2.241	09:24:22.681	
5 -	1:10.725	49.405	2:00.130 (1)	65.32		09:26:22.811	

BMCRC - MRO Championships 2023 - Rnd 5 @ Cadwell Park

ACU Team Green Junior Cup & Senior Ninja Series

QUALIFYING - SECTOR ANALYSIS



SECTOR 1 = FL to I1, SECTOR 2 = I1 to FL, DIFF = Difference To Personal Best Lap, P = Crossed Finish Line in Pit Lane, D = Time Disallowed

P19		0 S	David COURT		Kawasaki NINJA 300 -		
IDEAL LAP TIME :		BEST LAP TIME : 2:00.383		DIFFERENCE :			
LAP	SECTOR 1	SECTOR 2	LAP TIME	MPH	DIFF	TIME OF DAY	
1 -			2:04.406	63.08	4.023	09:18:07.596	
2 -			2:02.013	64.32	1.630	09:20:09.609	
3 -			2:00.383 (1)	65.19		09:22:09.992	
4 -			2:00.629 (2)	65.05	0.246	09:24:10.621	
5 -			2:01.471 (3)	64.60	1.088	09:26:12.092	

P20		49 J	Ralph CROFT		Kawasaki NINJA 300 - South Devon Classics		
IDEAL LAP TIME :		BEST LAP TIME : 2:02.139		DIFFERENCE :			
LAP	SECTOR 1	SECTOR 2	LAP TIME	MPH	DIFF	TIME OF DAY	
1 -			2:10.182	60.28	8.043	09:18:26.999	
2 -			2:08.711 (3)	60.97	6.572	09:20:35.710	
3 -			2:08.810	60.92	6.671	09:22:44.520	
4 -			2:02.139 (1)	64.25		09:24:46.659	
5 -			2:02.722 (2)	63.94	0.583	09:26:49.381	

P21		75 J	Mason GREASLEY		Kawasaki NINJA 300 - Frame fast		
IDEAL LAP TIME : 2:02.276		BEST LAP TIME : 2:02.276		DIFFERENCE : 0.000			
LAP	SECTOR 1	SECTOR 2	LAP TIME	MPH	DIFF	TIME OF DAY	
1 -	1:20.991	55.449	2:16.440	57.52	14.164	09:18:25.666	
2 -	1:15.348	54.597	2:09.945	60.39	7.669	09:20:35.611	
3 -	1:17.497	51.072	2:08.569 (3)	61.04	6.293	09:22:44.180	
4 -	1:13.614	50.663	2:04.277 (2)	63.14	2.001	09:24:48.457	
5 -	1:12.396	49.880	2:02.276 (1)	64.18		09:26:50.733	

P22		145 S	Tom BARRETT		Kawasaki NINJA -		
IDEAL LAP TIME : 2:02.332		BEST LAP TIME : 2:02.369		DIFFERENCE : 0.037			
LAP	SECTOR 1	SECTOR 2	LAP TIME	MPH	DIFF	TIME OF DAY	
1 -	1:15.224	53.386	2:08.610	61.02	6.241	09:18:12.057	
2 -	1:15.872	51.956	2:07.828	61.39	5.459	09:20:19.885	
3 -	1:12.336	51.750	2:04.086 (3)	63.24	1.717	09:22:23.971	
4 -	1:11.377	51.009	2:02.386 (2)	64.12	0.017	09:24:26.357	
5 -	1:11.414	50.955	2:02.369 (1)	64.13		09:26:28.726	

P23		11 J	Freddie BATE		Kawasaki NINJA 300 - hartjay		
IDEAL LAP TIME : 2:03.197		BEST LAP TIME : 2:03.197		DIFFERENCE : 0.000			
LAP	SECTOR 1	SECTOR 2	LAP TIME	MPH	DIFF	TIME OF DAY	
1 -	1:19.041	53.786	2:12.827	59.08	9.630	09:18:20.285	
2 -	1:16.034	51.535	2:07.569	61.52	4.372	09:20:27.854	
3 -	1:14.048	50.679	2:04.727 (2)	62.92	1.530	09:22:32.581	
4 -	1:14.195	50.696	2:04.891 (3)	62.83	1.694	09:24:37.472	
5 -	1:13.518	49.679	2:03.197 (1)	63.70		09:26:40.669	

P24		12 J	Kees RAMSEY		Kawasaki NINJA 400CC -		
IDEAL LAP TIME : 2:11.935		BEST LAP TIME : 2:15.343		DIFFERENCE : 3.408			
LAP	SECTOR 1	SECTOR 2	LAP TIME	MPH	DIFF	TIME OF DAY	
1 -	1:28.896	57.821	2:26.717 (3)	53.49	11.374	09:20:35.363	
2 -	1:22.129	54.868	2:16.997 (2)	57.28	1.654	09:22:52.360	
3 -	1:19.903	55.440	2:15.343 (1)	57.98		09:25:07.703	

BMCRC - MRO Championships 2023 - Rnd 5 @ Cadwell Park

ACU Team Green Junior Cup & Senior Ninja Series

QUALIFYING - SECTOR ANALYSIS



SECTOR 1 = FL to I1, SECTOR 2 = I1 to FL, DIFF = Difference To Personal Best Lap, P = Crossed Finish Line in Pit Lane, D = Time Disallowed

P25 23 S		Saskya BUSH		Kawasaki NINJA 300 -			
IDEAL LAP TIME : 2:15.509		BEST LAP TIME : 2:15.509		DIFFERENCE : 0.000			
LAP	SECTOR 1	SECTOR 2	LAP TIME	MPH	DIFF	TIME OF DAY	
1 -	1:23.824	58.129	2:21.953	55.28	6.444	09:18:37.759	
2 -	1:24.748	55.789	2:20.537 (3)	55.84	5.028	09:20:58.296	
3 -	1:23.746	56.510	2:20.256 (2)	55.95	4.747	09:23:18.552	
4 -	1:20.104	55.405	2:15.509 (1)	57.91		09:25:34.061	

P26 63 S		Robert BUSH		Kawasaki NINJA - Legacy Racing			
IDEAL LAP TIME : 2:15.561		BEST LAP TIME : 2:15.561		DIFFERENCE : 0.000			
LAP	SECTOR 1	SECTOR 2	LAP TIME	MPH	DIFF	TIME OF DAY	
1 -	1:26.627	57.247	2:23.874	54.54	8.313	09:18:38.416	
2 -	1:24.730	55.540	2:20.270 (3)	55.94	4.709	09:20:58.686	
3 -	1:23.923	56.172	2:20.095 (2)	56.01	4.534	09:23:18.781	
4 -	1:20.933	54.628	2:15.561 (1)	57.89		09:25:34.342	

BMCRC - MRO Championships 2023 - Rnd 5 @ Cadwell Park

ACU Team Green Junior Cup & Senior Ninja Series

QUALIFYING - BEST SECTORS

SECTOR 1			SECTOR 2			IDEAL / BEST COMPARISON						
POS	NO	NAME	TIME	NO	NAME	TIME	POS	NO	NAME	IDEAL	BEST	DIFF
									PERFECT LAP	1:47.026		
1	191	DANCE	1:03.161	17	McCABE	43.865	1	1	ATKINSON	1:47.395	1:47.553	0.158
2	1	ATKINSON	1:03.346	1	ATKINSON	44.049	2	17	McCABE	1:47.540	1:47.540	0.000
3	35	WESTON	1:03.398	191	DANCE	44.478	3	191	DANCE	1:47.639	1:47.639	0.000
4	17	McCABE	1:03.675	35	WESTON	44.645	4	35	WESTON	1:48.043	1:49.345	1.302
5	77	WHITE	1:04.234	31	PARK	45.499	5	31	PARK	1:49.933	1:49.933	0.000
6	31	PARK	1:04.434	134	SKAYMAN	45.630	6	134	SKAYMAN	1:50.116	1:50.298	0.182
7	134	SKAYMAN	1:04.486	27	BROWN	45.717	7	77	WHITE	1:50.277	1:50.695	0.418
8	34	ARBON	1:04.647	34	ARBON	45.775	8	34	ARBON	1:50.422	1:50.422	0.000
9	65	BREESE	1:04.739	18	HIGGINS	45.870	9	65	BREESE	1:50.910	1:50.910	0.000
10	45	MACKENZIE	1:04.955	477	WATT	45.887	10	10	BRUNSDON	1:51.106	1:51.106	0.000
11	10	BRUNSDON	1:04.962	77	WHITE	46.043	11	18	HIGGINS	1:51.342	1:51.342	0.000
12	18	HIGGINS	1:05.472	10	BRUNSDON	46.144	12	45	MACKENZIE	1:51.360	1:51.360	0.000
13	477	WATT	1:05.738	65	BREESE	46.171	13	477	WATT	1:51.625	1:51.871	0.246
14	400	THURTL	1:07.368	45	MACKENZIE	46.405	14	27	BROWN	1:53.172	1:53.172	0.000
15	27	BROWN	1:07.455	400	THURTL	47.815	15	400	THURTL	1:55.183	1:55.539	0.356
16	99	WOLFF	1:09.142	7	GARBETT	47.875	16	99	WOLFF	1:57.683	1:57.683	0.000
17	16	LAYTON	1:10.725	99	WOLFF	48.541	17	7	GARBETT	1:58.625	1:58.625	0.000
18	7	GARBETT	1:10.750	16	LAYTON	49.405	18	16	LAYTON	2:00.130	2:00.130	0.000
19	145	BARRETT	1:11.377	11	BATE	49.679	19	75	GREASLEY	2:02.276	2:02.276	0.000
20	75	GREASLEY	1:12.396	75	GREASLEY	49.880	20	145	BARRETT	2:02.332	2:02.369	0.037
21	11	BATE	1:13.518	145	BARRETT	50.955	21	11	BATE	2:03.197	2:03.197	0.000
22	12	RAMSEY	1:17.067	63	BUSH	54.628	22	12	RAMSEY	2:11.935	2:15.343	3.408
23	23	BUSH	1:20.104	12	RAMSEY	54.868	23	23	BUSH	2:15.509	2:15.509	0.000
24	63	BUSH	1:20.933	23	BUSH	55.405	24	63	BUSH	2:15.561	2:15.561	0.000
25							25	0	COURT		2:00.383	
26							26	49	CROFT		2:02.139	

BMCRC - MRO Championships 2023 - Rnd 5 @ Cadwell Park

ACU Team Green Junior Cup & Senior Ninja Series

QUALIFYING - STATISTICS

Competitors Started 26
Planned Start 2023-07-01 @ 09:15:00.000
Actual Start 2023-07-01 @ 09:15:17.686
Finish Time 2023-07-01 @ 09:25:12.553
Track Length 2.1800mi.
Total Laps 124
Total Distance Covered 270.3223mi.

Session Fastest Lap History

NO	CL	NAME	LAP TIME	TIME OF DAY	LAP	VEHICLE
1	S	Phil ATKINSON	1:51.000	09:17:42.409	1	Kawasaki NINJA 400
191	J	Craig DANCE	1:50.657	09:17:55.042	1	Kawasaki NINJA 400
1	S	Phil ATKINSON	1:49.069	09:19:31.478	2	Kawasaki NINJA 400
191	J	Craig DANCE	1:48.190	09:21:33.364	3	Kawasaki NINJA 400
191	J	Craig DANCE	1:47.639	09:23:21.004	4	Kawasaki NINJA 400
17	J	Harley McCABE	1:47.540	09:23:47.086	4	Kawasaki NINJA 300

Flag History

TYPE	TIME OF DAY
GREEN	09:15:17.686
FINISH	09:25:12.553

Flag Statistics

TYPE	COUNT	TOTAL LAPS	TOTAL TIME
Green	1	6	12:16.345
Red	0	0	0.000
Safety Car	0	0	0.000
FCY	0	0	0.000

BMCRC - MRO Championships 2023 - Rnd 5 @ Cadwell Park

ACU Team Green Junior Cup & Senior Ninja Series

QUALIFYING - STATISTICS

CLASS : J

14 Starters

Fastest Lap History

NO	NAME	LAP TIME	TIME OF DAY	LAP	VEHICLE
134	Toby SKAYMAN	1:56.001	09:17:51.439	1	Kawasaki EX300
18	George HIGGINS	1:55.958	09:17:53.759	1	Kawasaki NINJA 400
191	Craig DANCE	1:50.657	09:17:55.042	1	Kawasaki NINJA 400
191	Craig DANCE	1:50.133	09:19:45.175	2	Kawasaki NINJA 400
191	Craig DANCE	1:48.190	09:21:33.364	3	Kawasaki NINJA 400
191	Craig DANCE	1:47.639	09:23:21.004	4	Kawasaki NINJA 400
17	Harley McCABE	1:47.540	09:23:47.086	4	Kawasaki NINJA 300

BMCRC - MRO Championships 2023 - Rnd 5 @ Cadwell Park

ACU Team Green Junior Cup & Senior Ninja Series

QUALIFYING - STATISTICS

CLASS : S

12 Starters

Fastest Lap History

NO	NAME	LAP TIME	TIME OF DAY	LAP	VEHICLE
1	Phil ATKINSON	1:51.000	09:17:42.409	1	Kawasaki NINJA 400
1	Phil ATKINSON	1:49.069	09:19:31.478	2	Kawasaki NINJA 400
1	Phil ATKINSON	1:48.277	09:25:03.274	5	Kawasaki NINJA 400
1	Phil ATKINSON	1:47.553	09:26:50.787	6	Kawasaki NINJA 400

BMCRC - MRO Championships 2023 - Rnd 5 @ Cadwell Park



ACU Team Green Junior Cup & Senior Ninja Series

RACE 2 - GRID (6 Laps)

Kawasaki

ROW 9	25	2:15.509	23	Saskya BUSH	26	2:15.561	63	Robert BUSH	27							
ROW 8					22	2:02.369	145	Tom BARRETT	23	2:03.197	11	Freddie BATE	24	2:15.343	12	Kees RAMSEY
ROW 7	19	2:00.383	0	David COURT	20	2:02.139	49	Ralph CROFT	21	2:02.276	75	Mason GREASLEY				
ROW 6					16	1:57.683	99	Jack WOLFF	17	1:58.625	7	Kobe GARBETT	18	2:00.130	16	Aleisha LAYTON
ROW 5	13	1:51.871	477	Kade WATT	14	1:53.172	27	Ben BROWN	15	1:55.539	400	Stuart THURTLÉ				
ROW 4					10	1:51.106	10	Mike BRUNSDON	11	1:51.342	18	George HIGGINS	12	1:51.360	45	Marley MACKENZIE
ROW 3	7	1:50.422	34	Oliver ARBON	8	1:50.695	77	Joe WHITE	9	1:50.910	65	Konrad BREESE				
ROW 2					4	1:49.345	35	Zack WESTON	5	1:49.933	31	Robbie PARK	6	1:50.298	134	Toby SKAYMAN
ROW 1	1	1:47.540	17	Harley McCABE	2	1:47.553	1	Phil ATKINSON	3	1:47.639	191	Craig DANCE				
Pole																

Cadwell Park: 2.1800 miles

These results are provisional until the conclusion of any judicial and technical matters.

Clerk Of Course :	Stewards :	Timekeeper : <i>Craig Smith</i>
-------------------	------------	------------------------------------

Results can be found at www.tsl-timing.com

Printed - 09:29 Saturday, 01 July 2023



BMCRC - MRO Championships 2023 - Rnd 5 @ Cadwell Park



ACU Team Green Junior Cup & Senior Ninja Series

RACE 2 - CLASSIFICATION

Kawasaki

POS	NO	CL	PIC NAME	ENTRY	LAPS	TIME	GAP	DIFF	MPH	BEST	ON
1	17	J	1 Harley McCABE	Kawasaki NINJA 300 -	6	10:41.699			73.38	1:45.223	4
2	35	J	2 Zack WESTON	Kawasaki NINJA 400 - NW Racing	6	10:46.365	4.666	4.666	72.85	1:45.345	2
3	1	S	1 Phil ATKINSON	Kawasaki NINJA 400 - ROSE MOT/Q Oil Treatments	6	10:52.614	10.915	6.249	72.15	1:46.557	4
4	191	J	3 Craig DANCE	Kawasaki NINJA 400 - 2 brothers scaffolding	6	10:53.385	11.686	0.771	72.06	1:46.650	3
5	34	S	2 Oliver ARBON	Kawasaki NINJA 400 - tt plumbing and heating	6	11:00.573	18.874	7.188	71.28	1:47.745	3
6	45	J	4 Marley MACKENZIE	Kawasaki NINJA - Kirkcaldy Kawasaki, ELPM	6	11:08.537	26.838	7.964	70.43	1:49.700	2
7	77	S	3 Joe WHITE	Kawasaki NINJA 400 - Just In Graphics /MZ CONTR	6	11:10.951	29.252	2.414	70.18	1:50.360	4
8	65	S	4 Konrad BREESE	Kawasaki NINJA 400 - STIHL Racing	6	11:11.124	29.425	0.173	70.16	1:50.006	4
9	477	J	5 Kade WATT	Kawasaki NINJA 400 - JMF Contracts	6	11:18.051	36.352	6.927	69.44	1:50.785	2
10	31	J	6 Robbie PARK	Kawasaki NINJA - The Biltong Banter Box	6	11:19.419	37.720	1.368	69.30	1:47.712	3
11	27	S	5 Ben BROWN	Kawasaki NINJA - Hunts Motorcycles	6	11:26.318	44.619	6.899	68.61	1:52.196	3
12	18	J	7 George HIGGINS	Kawasaki NINJA 400 - Aztec Racing	6	11:26.357	44.658	0.039	68.60	1:52.377	2
13	400	S	6 Stuart THURTL	Kawasaki NINJA 400 - TeamTortoise Racing	6	11:43.785	1:02.086	17.428	66.90	1:55.246	2
14	7	J	8 Kobe GARBETT	Kawasaki NINJA 400 - Toro Verde	6	11:45.854	1:04.155	2.069	66.71	1:54.810	4
15	16	J	9 Aleisha LAYTON	Kawasaki NINJA 300 - Bluebell Inn	6	11:47.594	1:05.895	1.740	66.54	1:55.312	4
16	99	S	7 Jack WOLFF	Kawasaki NINJA 300 - Nym Technologies Racing	6	11:52.111	1:10.412	4.517	66.12	1:57.075	6
17	11	J	10 Freddie BATE	Kawasaki NINJA 300 - hartjay	6	12:08.354	1:26.655	16.243	64.65	1:57.002	3
18	75	J	11 Mason GREASLEY	Kawasaki NINJA 300 - Frame fast	6	12:08.447	1:26.748	0.093	64.64	1:58.615	4
19	0	S	8 David COURT	Kawasaki NINJA 300 -	6	12:09.462	1:27.763	1.015	64.55	1:57.819	3
20	49	J	12 Ralph CROFT	Kawasaki NINJA 300 - South Devon Classics	6	12:11.670	1:29.971	2.208	64.35	1:58.078	4
21	145	S	9 Tom BARRETT	Kawasaki NINJA -	6	12:21.796	1:40.097	10.126	63.47	1:59.325	3
22	12	J	13 Kees RAMSEY	Kawasaki NINJA 400CC -	6	12:24.794	1:43.095	2.998	63.22	2:00.055	5
23	63	S	10 Robert BUSH	Kawasaki NINJA - Legacy Racing	5	11:13.231	1 Lap	1 Lap	58.28	2:08.565	5
24	23	S	11 Saskya BUSH	Kawasaki NINJA 300 -	5	11:29.206	1 Lap	15.975	56.93	2:13.683	4

NOT CLASSIFIED

DNF	134	J	Toby SKAYMAN	Kawasaki EX300 - D & A Home Solutions	4	7:29.402	2 Laps	1 Lap	69.85	1:50.645	4
DNF	10	S	Mike BRUNSDON	Kawasaki NINJA 400 - Parts Europe	1	2:00.091	5 Laps	3 Laps	65.35		

FASTEST LAP

17	J	Harley McCABE	Kawasaki NINJA 300 -	4	1:45.223	74.58 mph	120.03 kph
1	S	Phil ATKINSON	Kawasaki NINJA 400 - ROSE MOT/Q Oil Treatments	4	1:46.557	73.65 mph	118.53 kph

Class J - 92.5% of Race Speed = 67.87 mph
 Class S - 92.5% of Race Speed = 66.73 mph

Weather / Track : Cloudy / Dry

These results are provisional until the conclusion of any judicial and technical matters.

Race Distance: 6 Laps / 13.08 miles

Cadwell Park: 2.1800 miles

Date: 01/07/2023 Start: 12:04 Finish: 12:14

Clerk Of Course :	Stewards :	Timekeeper : <i>Craig Smith</i>
-------------------	------------	------------------------------------

Results can be found at www.tsl-timing.com

Printed - 12:27 Saturday, 01 July 2023



BMCRC - MRO Championships 2023 - Rnd 5 @ Cadwell Park

ACU Team Green Junior Cup & Senior Ninja Series

RACE 2 - LAP CHART

LAP 1 @ 12:06:06.096

NO	BEHIND	LAP TIME
17		1:52.034
191	0.888	1:52.922
1	1.170	1:53.204
35	1.202	1:53.236
34	3.223	1:55.257
31	3.383	1:55.417
134	3.573	1:55.607
77	5.186	1:57.220
45	5.271	1:57.305
65	5.821	1:57.855
18	7.403	1:59.437
27	7.935	1:59.969
10	8.057	2:00.091
477	9.534	2:01.568
400	9.769	2:01.803
99	13.958	2:05.992
7	14.419	2:06.453
16	15.114	2:07.148
49	16.191	2:08.225
75	17.854	2:09.888
12	22.022	2:14.056
0	22.203	2:14.237
11	22.412	2:14.446
145	22.863	2:14.897
23	32.259	2:24.293
63	33.007	2:25.041

LAP 2 @ 12:07:51.571

NO	BEHIND	LAP TIME
17		1:45.475
35	1.072	1:45.345
191	2.661	1:47.248
1	2.809	1:47.114
34	5.825	1:48.077
31	6.303	1:48.395
134	9.322	1:51.224
45	9.496	1:49.700
77	10.346	1:50.635
65	10.656	1:50.310
18	14.305	1:52.377
27	14.753	1:52.293
477	14.844	1:50.785
400	19.540	1:55.246
7	25.812	1:56.868
99	25.937	1:57.454
16	26.763	1:57.124
75	32.568	2:00.189
49	35.185	2:04.469
11	37.182	2:00.245
0	37.905	2:01.177
145	39.645	2:02.257
12	42.252	2:05.705
23	1:05.785	2:19.001
63	1:05.875	2:18.343

LAP 3 @ 12:09:36.798

NO	BEHIND	LAP TIME
17		1:45.227
35	1.854	1:46.009
191	4.084	1:46.650
1	4.612	1:47.030
34	8.343	1:47.745

31	8.788	1:47.712
45	14.184	1:49.915
77	15.566	1:50.447
134	16.021	1:51.926
65	16.248	1:50.819
477	20.501	1:50.884
27	21.722	1:52.196
18	21.863	1:52.785
400	30.162	1:55.849
7	36.182	1:55.597
99	37.966	1:57.256
16	38.583	1:57.047
75	47.432	2:00.091
11	48.957	1:57.002
49	49.334	1:59.376
0	50.497	1:57.819
145	53.743	1:59.325
12	59.834	2:02.809
63	1:33.012	2:12.364
23	1:36.433	2:15.875

LAP 4 @ 12:11:22.021

NO	BEHIND	LAP TIME
17		1:45.223
35	2.920	1:46.289
191	5.782	1:46.921
1	5.946	1:46.557
34	11.759	1:48.639
45	19.509	1:50.548
31	20.612	1:57.047
77	20.703	1:50.360
65	21.031	1:50.006
134	21.443	1:50.645
477	26.288	1:51.010
27	28.765	1:52.266
18	29.599	1:52.959
400	41.101	1:56.162
7	45.769	1:54.810
16	48.672	1:55.312
99	49.923	1:57.180
75	1:00.824	1:58.615
11	1:00.959	1:57.225
49	1:02.189	1:58.078
0	1:03.577	1:58.303
145	1:10.277	2:01.757
12	1:16.700	2:02.089

LAP 5 @ 12:13:08.526

NO	BEHIND	LAP TIME
17		1:46.505
35	5.236	1:48.821
191	7.840	1:48.563
1	8.176	1:48.735
63	1 Lap	2:08.918
34	16.513	1:51.259
23	1 Lap	2:13.683
45	23.765	1:50.761
77	24.983	1:50.785
65	25.317	1:50.791
31	29.898	1:55.791
477	31.161	1:51.378
18	36.217	1:53.123
27	36.827	1:54.567
400	52.431	1:57.835
7	55.143	1:55.879

16	57.804	1:55.637
99	1:00.572	1:57.154
11	1:14.923	2:00.469
75	1:15.309	2:00.990
0	1:16.294	1:59.222
49	1:17.029	2:01.345
145	1:26.320	2:02.548
12	1:30.250	2:00.055

LAP 6 @ 12:14:55.761

NO	BEHIND	LAP TIME
17		1:47.235
35	4.666	1:46.665
1	10.915	1:49.974
191	11.686	1:51.081
34	18.874	1:49.596
45	26.838	1:50.308
77	29.252	1:51.504
65	29.425	1:51.343
63	1 Lap	2:08.565
477	36.352	1:52.426
31	37.720	1:55.057
27	44.619	1:55.027
18	44.658	1:55.676
23	1 Lap	2:16.354
400	1:02.086	1:56.890
7	1:04.155	1:56.247
16	1:05.895	1:55.326
99	1:10.412	1:57.075
11	1:26.655	1:58.967
75	1:26.748	1:58.674
0	1:27.763	1:58.704
49	1:29.971	2:00.177
145	1:40.097	2:01.012
12	1:43.095	2:00.080

BMCRC - MRO Championships 2023 - Rnd 5 @ Cadwell Park

ACU Team Green Junior Cup & Senior Ninja Series

RACE 2 - POSITION CHART

No	Name	Lap Pos	Lap					
			1	2	3	4	5	6
17	McCABE	1	17	17	17	17	17	17
1	ATKINSON	2	191	35	35	35	35	35
191	DANCE	3	1	191	191	191	191	1
35	WESTON	4	35	1	1	1	1	191
31	PARK	5	34	34	34	34	34	34
134	SKAYMAN	6	31	31	31	45	45	45
34	ARBON	7	134	134	45	31	77	77
77	WHITE	8	77	45	77	77	65	65
65	BREESE	9	45	77	134	65	31	477
10	BRUNSDON	10	65	65	65	134	477	31
18	HIGGINS	11	18	18	477	477	18	27
45	MACKENZIE	12	27	27	27	27	27	18
477	WATT	13	10	477	18	18	400	400
27	BROWN	14	477	400	400	400	7	7
400	THURTLLE	15	400	7	7	7	16	16
99	WOLFF	16	99	99	99	16	99	99
7	GARBETT	17	7	16	16	99	11	11
16	LAYTON	18	16	75	75	75	75	75
0	COURT	19	49	49	11	11	0	0
49	CROFT	20	75	11	49	49	49	49
75	GREASLEY	21	12	0	0	0	145	145
145	BARRETT	22	0	145	145	145	12	12
11	BATE	23	11	12	12	12	63	
12	RAMSEY	24	145	23	63	63	23	
23	BUSH	25	23	63	23	23		
63	BUSH	26	63					

BMCRC - MRO Championships 2023 - Rnd 5 @ Cadwell Park

ACU Team Green Junior Cup & Senior Ninja Series

RACE 2 - SECTOR ANALYSIS



SECTOR 1 = FL to I1, SECTOR 2 = I1 to FL, DIFF = Difference To Personal Best Lap, P = Crossed Finish Line in Pit Lane, D = Time Disallowed

P1		17 J		Harley McCABE		Kawasaki NINJA 300 -	
IDEAL LAP TIME : 1:45.111		BEST LAP TIME : 1:45.223		DIFFERENCE : 0.112			
LAP	SECTOR 1	SECTOR 2	LAP TIME	MPH	DIFF	TIME OF DAY	
1 -		43.413	1:52.034	70.05	6.811	12:06:06.096	
2 -	1:02.493	42.982	1:45.475 (3)	74.40	0.252	12:07:51.571	
3 -	1:02.285	42.942	1:45.227 (2)	74.58	0.004	12:09:36.798	
4 -	1:02.169	43.054	1:45.223 (1)	74.58		12:11:22.021	
5 -	1:03.082	43.423	1:46.505	73.68	1.282	12:13:08.526	
6 -	1:03.190	44.045	1:47.235	73.18	2.012	12:14:55.761	

P2		35 J		Zack WESTON		Kawasaki NINJA 400 - NW Racing	
IDEAL LAP TIME : 1:45.345		BEST LAP TIME : 1:45.345		DIFFERENCE : 0.000			
LAP	SECTOR 1	SECTOR 2	LAP TIME	MPH	DIFF	TIME OF DAY	
1 -		43.816	1:53.236	69.30	7.891	12:06:07.298	
2 -	1:01.846	43.499	1:45.345 (1)	74.49		12:07:52.643	
3 -	1:02.370	43.639	1:46.009 (2)	74.03	0.664	12:09:38.652	
4 -	1:02.517	43.772	1:46.289 (3)	73.83	0.944	12:11:24.941	
5 -	1:03.397	45.424	1:48.821	72.11	3.476	12:13:13.762	
6 -	1:02.975	43.690	1:46.665	73.57	1.320	12:15:00.427	

P3		1 S		Phil ATKINSON		Kawasaki NINJA 400 - ROSE MOT/Q Oil Treatments	
IDEAL LAP TIME : 1:46.515		BEST LAP TIME : 1:46.557		DIFFERENCE : 0.042			
LAP	SECTOR 1	SECTOR 2	LAP TIME	MPH	DIFF	TIME OF DAY	
1 -		44.151	1:53.204	69.32	6.647	12:06:07.266	
2 -	1:03.086	44.028	1:47.114 (3)	73.26	0.557	12:07:54.380	
3 -	1:02.939	44.091	1:47.030 (2)	73.32	0.473	12:09:41.410	
4 -	1:02.487	44.070	1:46.557 (1)	73.65		12:11:27.967	
5 -	1:03.246	45.489	1:48.735	72.17	2.178	12:13:16.702	
6 -	1:05.062	44.912	1:49.974	71.36	3.417	12:15:06.676	

P4		191 J		Craig DANCE		Kawasaki NINJA 400 - 2 brothers scaffolding	
IDEAL LAP TIME : 1:46.504		BEST LAP TIME : 1:46.650		DIFFERENCE : 0.146			
LAP	SECTOR 1	SECTOR 2	LAP TIME	MPH	DIFF	TIME OF DAY	
1 -		44.071	1:52.922	69.49	6.272	12:06:06.984	
2 -	1:03.104	44.144	1:47.248 (3)	73.17	0.598	12:07:54.232	
3 -	1:02.802	43.848	1:46.650 (1)	73.58		12:09:40.882	
4 -	1:02.656	44.265	1:46.921 (2)	73.40	0.271	12:11:27.803	
5 -	1:03.166	45.397	1:48.563	72.29	1.913	12:13:16.366	
6 -	1:05.773	45.308	1:51.081	70.65	4.431	12:15:07.447	

P5		34 S		Oliver ARBON		Kawasaki NINJA 400 - tt plumbing and heating	
IDEAL LAP TIME : 1:47.745		BEST LAP TIME : 1:47.745		DIFFERENCE : 0.000			
LAP	SECTOR 1	SECTOR 2	LAP TIME	MPH	DIFF	TIME OF DAY	
1 -		45.652	1:55.257	68.09	7.512	12:06:09.319	
2 -	1:03.188	44.889	1:48.077 (2)	72.61	0.332	12:07:57.396	
3 -	1:02.950	44.795	1:47.745 (1)	72.83		12:09:45.141	
4 -	1:03.393	45.246	1:48.639 (3)	72.23	0.894	12:11:33.780	
5 -	1:03.299	47.960	1:51.259	70.53	3.514	12:13:25.039	
6 -	1:04.067	45.529	1:49.596	71.60	1.851	12:15:14.635	

P6		45 J		Marley MACKENZIE		Kawasaki NINJA - Kirkcaldy Kawasaki, ELPM	
IDEAL LAP TIME : 1:49.191		BEST LAP TIME : 1:49.700		DIFFERENCE : 0.509			
LAP	SECTOR 1	SECTOR 2	LAP TIME	MPH	DIFF	TIME OF DAY	
1 -		45.277	1:57.305	66.90	7.605	12:06:11.367	
2 -	1:03.914	45.786	1:49.700 (1)	71.54		12:08:01.067	
3 -	1:04.432	45.483	1:49.915 (2)	71.40	0.215	12:09:50.982	
4 -	1:04.692	45.856	1:50.548	70.99	0.848	12:11:41.530	
5 -	1:05.048	45.713	1:50.761	70.85	1.061	12:13:32.291	
6 -	1:04.531	45.777	1:50.308 (3)	71.14	0.608	12:15:22.599	

BMCRC - MRO Championships 2023 - Rnd 5 @ Cadwell Park

ACU Team Green Junior Cup & Senior Ninja Series

RACE 2 - SECTOR ANALYSIS



SECTOR 1 = FL to I1, SECTOR 2 = I1 to FL, DIFF = Difference To Personal Best Lap, P = Crossed Finish Line in Pit Lane, D = Time Disallowed

P7 77 S		Joe WHITE		Kawasaki NINJA 400 - Just In Graphics /MZ CONTRACTS/ Silver			
IDEAL LAP TIME : 1:50.061		BEST LAP TIME : 1:50.360		DIFFERENCE : 0.299			
LAP	SECTOR 1	SECTOR 2	LAP TIME	MPH	DIFF	TIME OF DAY	
1 -		46.200	1:57.220	66.95	6.860	12:06:11.282	
2 -	1:04.547	46.088	1:50.635 (3)	70.93	0.275	12:08:01.917	
3 -	1:04.403	46.044	1:50.447 (2)	71.05	0.087	12:09:52.364	
4 -	1:04.017	46.343	1:50.360 (1)	71.11		12:11:42.724	
5 -	1:04.538	46.247	1:50.785	70.84	0.425	12:13:33.509	
6 -	1:04.035	47.469	1:51.504	70.38	1.144	12:15:25.013	

P8 65 S		Konrad BREESE		Kawasaki NINJA 400 - STIHL Racing			
IDEAL LAP TIME : 1:49.879		BEST LAP TIME : 1:50.006		DIFFERENCE : 0.127			
LAP	SECTOR 1	SECTOR 2	LAP TIME	MPH	DIFF	TIME OF DAY	
1 -		46.779	1:57.855	66.59	7.849	12:06:11.917	
2 -	1:04.155	46.155	1:50.310 (2)	71.14	0.304	12:08:02.227	
3 -	1:04.536	46.283	1:50.819	70.81	0.813	12:09:53.046	
4 -	1:03.850	46.156	1:50.006 (1)	71.34		12:11:43.052	
5 -	1:04.762	46.029	1:50.791 (3)	70.83	0.785	12:13:33.843	
6 -	1:04.675	46.668	1:51.343	70.48	1.337	12:15:25.186	

P9 477 J		Kade WATT		Kawasaki NINJA 400 - JMF Contracts			
IDEAL LAP TIME : 1:50.741		BEST LAP TIME : 1:50.785		DIFFERENCE : 0.044			
LAP	SECTOR 1	SECTOR 2	LAP TIME	MPH	DIFF	TIME OF DAY	
1 -		46.968	2:01.568	64.55	10.783	12:06:15.630	
2 -	1:05.224	45.561	1:50.785 (1)	70.84		12:08:06.415	
3 -	1:05.180	45.704	1:50.884 (2)	70.77	0.099	12:09:57.299	
4 -	1:05.446	45.564	1:51.010 (3)	70.69	0.225	12:11:48.309	
5 -	1:05.641	45.737	1:51.378	70.46	0.593	12:13:39.687	
6 -	1:06.098	46.328	1:52.426	69.80	1.641	12:15:32.113	

P10 31 J		Robbie PARK		Kawasaki NINJA - The Biltong Banter Box			
IDEAL LAP TIME : 1:47.712		BEST LAP TIME : 1:47.712		DIFFERENCE : 0.000			
LAP	SECTOR 1	SECTOR 2	LAP TIME	MPH	DIFF	TIME OF DAY	
1 -		45.619	1:55.417	67.99	7.705	12:06:09.479	
2 -	1:03.474	44.921	1:48.395 (2)	72.40	0.683	12:07:57.874	
3 -	1:03.084	44.628	1:47.712 (1)	72.86		12:09:45.586	
4 -	1:07.557	49.490	1:57.047	67.05	9.335	12:11:42.633	
5 -	1:07.124	48.667	1:55.791	67.77	8.079	12:13:38.424	
6 -	1:07.105	47.952	1:55.057 (3)	68.21	7.345	12:15:33.481	

P11 27 S		Ben BROWN		Kawasaki NINJA - Hunts Motorcycles			
IDEAL LAP TIME : 1:52.196		BEST LAP TIME : 1:52.196		DIFFERENCE : 0.000			
LAP	SECTOR 1	SECTOR 2	LAP TIME	MPH	DIFF	TIME OF DAY	
1 -		46.699	1:59.969	65.41	7.773	12:06:14.031	
2 -	1:06.129	46.164	1:52.293 (3)	69.88	0.097	12:08:06.324	
3 -	1:06.034	46.162	1:52.196 (1)	69.94		12:09:58.520	
4 -	1:06.057	46.209	1:52.266 (2)	69.90	0.070	12:11:50.786	
5 -	1:07.274	47.293	1:54.567	68.50	2.371	12:13:45.353	
6 -	1:06.751	48.276	1:55.027	68.22	2.831	12:15:40.380	

P12 18 J		George HIGGINS		Kawasaki NINJA 400 - Aztec Racing			
IDEAL LAP TIME : 1:51.415		BEST LAP TIME : 1:52.377		DIFFERENCE : 0.962			
LAP	SECTOR 1	SECTOR 2	LAP TIME	MPH	DIFF	TIME OF DAY	
1 -		46.916	1:59.437	65.70	7.060	12:06:13.499	
2 -	1:06.088	46.289	1:52.377 (1)	69.83		12:08:05.876	
3 -	1:06.133	46.652	1:52.785 (2)	69.58	0.408	12:09:58.661	
4 -	1:05.126	47.833	1:52.959 (3)	69.47	0.582	12:11:51.620	
5 -	1:05.994	47.129	1:53.123	69.37	0.746	12:13:44.743	
6 -	1:07.254	48.422	1:55.676	67.84	3.299	12:15:40.419	

BMCRC - MRO Championships 2023 - Rnd 5 @ Cadwell Park

ACU Team Green Junior Cup & Senior Ninja Series

RACE 2 - SECTOR ANALYSIS



SECTOR 1 = FL to I1, SECTOR 2 = I1 to FL, DIFF = Difference To Personal Best Lap, P = Crossed Finish Line in Pit Lane, D = Time Disallowed

P13 400 S		Stuart THURTLÉ		Kawasaki NINJA 400 - TeamTortoise Racing			
IDEAL LAP TIME : 1:54.588		BEST LAP TIME : 1:55.246		DIFFERENCE : 0.658			
LAP	SECTOR 1	SECTOR 2	LAP TIME	MPH	DIFF	TIME OF DAY	
1 -		47.876	2:01.803	64.43	6.557	12:06:15.865	
2 -	1:06.712	48.534	1:55.246 (1)	68.09		12:08:11.111	
3 -	1:07.667	48.182	1:55.849 (2)	67.74	0.603	12:10:06.960	
4 -	1:07.948	48.214	1:56.162 (3)	67.56	0.916	12:12:03.122	
5 -	1:07.681	50.154	1:57.835	66.60	2.589	12:14:00.957	
6 -	1:07.954	48.936	1:56.890	67.14	1.644	12:15:57.847	

P14 7 J		Kobe GARBETT		Kawasaki NINJA 400 - Toro Verde			
IDEAL LAP TIME : 1:54.810		BEST LAP TIME : 1:54.810		DIFFERENCE : 0.000			
LAP	SECTOR 1	SECTOR 2	LAP TIME	MPH	DIFF	TIME OF DAY	
1 -		49.144	2:06.453	62.06	11.643	12:06:20.515	
2 -	1:09.387	47.481	1:56.868	67.15	2.058	12:08:17.383	
3 -	1:08.428	47.169	1:55.597 (2)	67.89	0.787	12:10:12.980	
4 -	1:07.942	46.868	1:54.810 (1)	68.35		12:12:07.790	
5 -	1:08.123	47.756	1:55.879 (3)	67.72	1.069	12:14:03.669	
6 -	1:09.063	47.184	1:56.247	67.51	1.437	12:15:59.916	

P15 16 J		Aleisha LAYTON		Kawasaki NINJA 300 - Bluebell Inn			
IDEAL LAP TIME : 1:55.120		BEST LAP TIME : 1:55.312		DIFFERENCE : 0.192			
LAP	SECTOR 1	SECTOR 2	LAP TIME	MPH	DIFF	TIME OF DAY	
1 -		49.600	2:07.148	61.72	11.836	12:06:21.210	
2 -	1:08.927	48.197	1:57.124	67.00	1.812	12:08:18.334	
3 -	1:08.448	48.599	1:57.047	67.05	1.735	12:10:15.381	
4 -	1:07.035	48.277	1:55.312 (1)	68.05		12:12:10.693	
5 -	1:07.180	48.457	1:55.637 (3)	67.86	0.325	12:14:06.330	
6 -	1:07.241	48.085	1:55.326 (2)	68.05	0.014	12:16:01.656	

P16 99 S		Jack WOLFF		Kawasaki NINJA 300 - Nym Technologies Racing			
IDEAL LAP TIME : 1:56.763		BEST LAP TIME : 1:57.075		DIFFERENCE : 0.312			
LAP	SECTOR 1	SECTOR 2	LAP TIME	MPH	DIFF	TIME OF DAY	
1 -		48.681	2:05.992	62.29	8.917	12:06:20.054	
2 -	1:08.735	48.719	1:57.454	66.81	0.379	12:08:17.508	
3 -	1:08.596	48.660	1:57.256	66.93	0.181	12:10:14.764	
4 -	1:08.937	48.243	1:57.180 (3)	66.97	0.105	12:12:11.944	
5 -	1:08.520	48.634	1:57.154 (2)	66.98	0.079	12:14:09.098	
6 -	1:08.797	48.278	1:57.075 (1)	67.03		12:16:06.173	

P17 11 J		Freddie BATE		Kawasaki NINJA 300 - hartjay			
IDEAL LAP TIME : 1:56.907		BEST LAP TIME : 1:57.002		DIFFERENCE : 0.095			
LAP	SECTOR 1	SECTOR 2	LAP TIME	MPH	DIFF	TIME OF DAY	
1 -		52.598	2:14.446	58.37	17.444	12:06:28.508	
2 -	1:11.373	48.872	2:00.245	65.26	3.243	12:08:28.753	
3 -	1:08.798	48.204	1:57.002 (1)	67.07		12:10:25.755	
4 -	1:09.116	48.109	1:57.225 (2)	66.94	0.223	12:12:22.980	
5 -	1:11.557	48.912	2:00.469	65.14	3.467	12:14:23.449	
6 -	1:10.522	48.445	1:58.967 (3)	65.96	1.965	12:16:22.416	

P18 75 J		Mason GREASLEY		Kawasaki NINJA 300 - Frame fast			
IDEAL LAP TIME : 1:58.258		BEST LAP TIME : 1:58.615		DIFFERENCE : 0.357			
LAP	SECTOR 1	SECTOR 2	LAP TIME	MPH	DIFF	TIME OF DAY	
1 -		48.780	2:09.888	60.42	11.273	12:06:23.950	
2 -	1:11.218	48.971	2:00.189	65.29	1.574	12:08:24.139	
3 -	1:11.450	48.641	2:00.091 (3)	65.35	1.476	12:10:24.230	
4 -	1:10.255	48.360	1:58.615 (1)	66.16		12:12:22.845	
5 -	1:12.050	48.940	2:00.990	64.86	2.375	12:14:23.835	
6 -	1:09.898	48.776	1:58.674 (2)	66.13	0.059	12:16:22.509	

BMCRC - MRO Championships 2023 - Rnd 5 @ Cadwell Park

ACU Team Green Junior Cup & Senior Ninja Series

RACE 2 - SECTOR ANALYSIS



SECTOR 1 = FL to I1, SECTOR 2 = I1 to FL, DIFF = Difference To Personal Best Lap, P = Crossed Finish Line in Pit Lane, D = Time Disallowed

P19		0 S	David COURT		Kawasaki NINJA 300 -		
IDEAL LAP TIME : 1:57.819		BEST LAP TIME : 1:57.819		DIFFERENCE : 0.000			
LAP	SECTOR 1	SECTOR 2	LAP TIME	MPH	DIFF	TIME OF DAY	
1 -		52.216	2:14.237	58.46	16.418	12:06:28.299	
2 -	1:11.834	49.343	2:01.177	64.76	3.358	12:08:29.476	
3 -	1:08.919	48.900	1:57.819 (1)	66.61		12:10:27.295	
4 -	1:09.101	49.202	1:58.303 (2)	66.33	0.484	12:12:25.598	
5 -	1:10.208	49.014	1:59.222	65.82	1.403	12:14:24.820	
6 -	1:09.433	49.271	1:58.704 (3)	66.11	0.885	12:16:23.524	

P20		49 J	Ralph CROFT		Kawasaki NINJA 300 - South Devon Classics		
IDEAL LAP TIME : 1:58.078		BEST LAP TIME : 1:58.078		DIFFERENCE : 0.000			
LAP	SECTOR 1	SECTOR 2	LAP TIME	MPH	DIFF	TIME OF DAY	
1 -		49.426	2:08.225	61.20	10.147	12:06:22.287	
2 -	1:14.464	50.005	2:04.469	63.05	6.391	12:08:26.756	
3 -	1:11.186	48.190	1:59.376 (2)	65.74	1.298	12:10:26.132	
4 -	1:10.066	48.012	1:58.078 (1)	66.46		12:12:24.210	
5 -	1:12.300	49.045	2:01.345	64.67	3.267	12:14:25.555	
6 -	1:11.339	48.838	2:00.177 (3)	65.30	2.099	12:16:25.732	

P21		145 S	Tom BARRETT		Kawasaki NINJA -		
IDEAL LAP TIME : 1:59.325		BEST LAP TIME : 1:59.325		DIFFERENCE : 0.000			
LAP	SECTOR 1	SECTOR 2	LAP TIME	MPH	DIFF	TIME OF DAY	
1 -		52.052	2:14.897	58.17	15.572	12:06:28.959	
2 -	1:11.575	50.682	2:02.257	64.19	2.932	12:08:31.216	
3 -	1:08.766	50.559	1:59.325 (1)	65.77		12:10:30.541	
4 -	1:10.491	51.266	2:01.757 (3)	64.45	2.432	12:12:32.298	
5 -	1:10.857	51.691	2:02.548	64.04	3.223	12:14:34.846	
6 -	1:09.875	51.137	2:01.012 (2)	64.85	1.687	12:16:35.858	

P22		12 J	Kees RAMSEY		Kawasaki NINJA 400CC -		
IDEAL LAP TIME : 1:59.496		BEST LAP TIME : 2:00.055		DIFFERENCE : 0.559			
LAP	SECTOR 1	SECTOR 2	LAP TIME	MPH	DIFF	TIME OF DAY	
1 -		52.520	2:14.056	58.54	14.001	12:06:28.118	
2 -	1:14.568	51.137	2:05.705	62.43	5.650	12:08:33.823	
3 -	1:12.062	50.747	2:02.809	63.90	2.754	12:10:36.632	
4 -	1:12.080	50.009	2:02.089 (3)	64.28	2.034	12:12:38.721	
5 -	1:10.565	49.490	2:00.055 (1)	65.37		12:14:38.776	
6 -	1:10.006	50.074	2:00.080 (2)	65.35	0.025	12:16:38.856	

P23		63 S	Robert BUSH		Kawasaki NINJA - Legacy Racing		
IDEAL LAP TIME : 2:08.402		BEST LAP TIME : 2:08.565		DIFFERENCE : 0.163			
LAP	SECTOR 1	SECTOR 2	LAP TIME	MPH	DIFF	TIME OF DAY	
1 -		55.601	2:25.041	54.10	16.476	12:06:39.103	
2 -	1:22.132	56.211	2:18.343	56.72	9.778	12:08:57.446	
3 -	1:18.833	53.531	2:12.364 (3)	59.29	3.799	12:11:09.810	
4 -	1:16.153	52.765	2:08.918 (2)	60.87	0.353	12:13:18.728	
5 -	1:15.637	52.928	2:08.565 (1)	61.04		12:15:27.293	

P24		23 S	Saskya BUSH		Kawasaki NINJA 300 -		
IDEAL LAP TIME : 2:12.294		BEST LAP TIME : 2:13.683		DIFFERENCE : 1.389			
LAP	SECTOR 1	SECTOR 2	LAP TIME	MPH	DIFF	TIME OF DAY	
1 -		55.501	2:24.293	54.38	10.610	12:06:38.355	
2 -	1:22.408	56.593	2:19.001	56.46	5.318	12:08:57.356	
3 -	1:20.987	54.888	2:15.875 (2)	57.75	2.192	12:11:13.231	
4 -	1:17.406	56.277	2:13.683 (1)	58.70		12:13:26.914	
5 -	1:20.503	55.851	2:16.354 (3)	57.55	2.671	12:15:43.268	

BMCRC - MRO Championships 2023 - Rnd 5 @ Cadwell Park

ACU Team Green Junior Cup & Senior Ninja Series

RACE 2 - SECTOR ANALYSIS



SECTOR 1 = FL to I1, SECTOR 2 = I1 to FL, DIFF = Difference To Personal Best Lap, P = Crossed Finish Line in Pit Lane, D = Time Disallowed

P25 134 J		Toby SKAYMAN		Kawasaki EX300 - D & A Home Solutions			
IDEAL LAP TIME : 1:50.624		BEST LAP TIME : 1:50.645		DIFFERENCE : 0.021			
LAP	SECTOR 1	SECTOR 2	LAP TIME	MPH	DIFF	TIME OF DAY	
1 -		45.630	1:55.607	67.88	4.962	12:06:09.669	
2 -	1:05.358	45.866	1:51.224 (2)	70.56	0.579	12:08:00.893	
3 -	1:05.796	46.130	1:51.926 (3)	70.11	1.281	12:09:52.819	
4 -	1:04.994	45.651	1:50.645 (1)	70.93		12:11:43.464	

P26 10 S		Mike BRUNSDON		Kawasaki NINJA 400 - Parts Europe			
IDEAL LAP TIME : 1:53.345		BEST LAP TIME :		DIFFERENCE :			
LAP	SECTOR 1	SECTOR 2	LAP TIME	MPH	DIFF	TIME OF DAY	
1 -		46.501	2:00.091	65.35		12:06:14.153	

BMCRC - MRO Championships 2023 - Rnd 5 @ Cadwell Park

ACU Team Green Junior Cup & Senior Ninja Series

RACE 2 - BEST SECTORS

SECTOR 1			SECTOR 2			IDEAL / BEST COMPARISON						
POS	NO	NAME	TIME	NO	NAME	TIME	POS	NO	NAME	IDEAL	BEST	DIFF
									PERFECT LAP	1:44.788		
1	35	WESTON	1:01.846	17	McCABE	42.942	1	17	McCABE	1:45.111	1:45.223	0.112
2	17	McCABE	1:02.169	35	WESTON	43.499	2	35	WESTON	1:45.345	1:45.345	0.000
3	1	ATKINSON	1:02.487	191	DANCE	43.848	3	191	DANCE	1:46.504	1:46.650	0.146
4	191	DANCE	1:02.656	1	ATKINSON	44.028	4	1	ATKINSON	1:46.515	1:46.557	0.042
5	34	ARBON	1:02.950	31	PARK	44.628	5	31	PARK	1:47.712	1:47.712	0.000
6	31	PARK	1:03.084	34	ARBON	44.795	6	34	ARBON	1:47.745	1:47.745	0.000
7	65	BREESE	1:03.850	45	MACKENZIE	45.277	7	45	MACKENZIE	1:49.191	1:49.700	0.509
8	45	MACKENZIE	1:03.914	477	WATT	45.561	8	65	BREESE	1:49.879	1:50.006	0.127
9	77	WHITE	1:04.017	134	SKAYMAN	45.630	9	77	WHITE	1:50.061	1:50.360	0.299
10	134	SKAYMAN	1:04.994	65	BREESE	46.029	10	134	SKAYMAN	1:50.624	1:50.645	0.021
11	18	HIGGINS	1:05.126	77	WHITE	46.044	11	477	WATT	1:50.741	1:50.785	0.044
12	477	WATT	1:05.180	27	BROWN	46.162	12	18	HIGGINS	1:51.415	1:52.377	0.962
13	27	BROWN	1:06.034	18	HIGGINS	46.289	13	27	BROWN	1:52.196	1:52.196	0.000
14	400	THURTL	1:06.712	10	BRUNSDON	46.501	14	10	BRUNSDON	1:53.345		
15	10	BRUNSDON	1:06.844	7	GARBETT	46.868	15	400	THURTL	1:54.588	1:55.246	0.658
16	16	LAYTON	1:07.035	400	THURTL	47.876	16	7	GARBETT	1:54.810	1:54.810	0.000
17	7	GARBETT	1:07.942	49	CROFT	48.012	17	16	LAYTON	1:55.120	1:55.312	0.192
18	99	WOLFF	1:08.520	16	LAYTON	48.085	18	99	WOLFF	1:56.763	1:57.075	0.312
19	145	BARRETT	1:08.766	11	BATE	48.109	19	11	BATE	1:56.907	1:57.002	0.095
20	11	BATE	1:08.798	99	WOLFF	48.243	20	0	COURT	1:57.819	1:57.819	0.000
21	0	COURT	1:08.919	75	GREASLEY	48.360	21	49	CROFT	1:58.078	1:58.078	0.000
22	75	GREASLEY	1:09.898	0	COURT	48.900	22	75	GREASLEY	1:58.258	1:58.615	0.357
23	12	RAMSEY	1:10.006	12	RAMSEY	49.490	23	145	BARRETT	1:59.325	1:59.325	0.000
24	49	CROFT	1:10.066	145	BARRETT	50.559	24	12	RAMSEY	1:59.496	2:00.055	0.559
25	63	BUSH	1:15.637	63	BUSH	52.765	25	63	BUSH	2:08.402	2:08.565	0.163
26	23	BUSH	1:17.406	23	BUSH	54.888	26	23	BUSH	2:12.294	2:13.683	1.389

BMCRC - MRO Championships 2023 - Rnd 5 @ Cadwell Park

ACU Team Green Junior Cup & Senior Ninja Series

RACE 2 - STATISTICS

Competitors Started 26
Planned Start 2023-07-01 @ 11:50:00.000
Actual Start 2023-07-01 @ 12:04:14.061
Finish Time 2023-07-01 @ 12:14:55.760
Track Length 2.1800mi.
Total Laps 147
Total Distance Covered 320.4627mi.

Session Fastest Lap History

NO	CL	NAME	LAP TIME	TIME OF DAY	LAP	VEHICLE
17	J	Harley McCABE	1:45.475	12:07:51.589	2	Kawasaki NINJA 300
35	J	Zack WESTON	1:45.345	12:07:52.662	2	Kawasaki NINJA 400
17	J	Harley McCABE	1:45.227	12:09:36.816	3	Kawasaki NINJA 300
17	J	Harley McCABE	1:45.223	12:11:22.038	4	Kawasaki NINJA 300

Session Leader History

NO	CL	NAME	FROM LAP	LAPS LED	DISTANCE	VEHICLE
17	J	Harley McCABE	1	6	13.08 miles	Kawasaki NINJA 300

Flag History

TYPE	TIME OF DAY
GREEN	12:04:14.061
FINISH	12:14:55.760

Flag Statistics

TYPE	COUNT	TOTAL LAPS	TOTAL TIME
Green	1	6	12:30.641
Red	0	0	0.000
Safety Car	0	0	0.000
FCY	0	0	0.000

BMCRC - MRO Championships 2023 - Rnd 5 @ Cadwell Park

ACU Team Green Junior Cup & Senior Ninja Series

RACE 2 - STATISTICS

CLASS : J

14 Starters

Fastest Lap History

NO	NAME	LAP TIME	TIME OF DAY	LAP	VEHICLE
17	Harley McCABE	1:45.475	12:07:51.589	2	Kawasaki NINJA 300
35	Zack WESTON	1:45.345	12:07:52.662	2	Kawasaki NINJA 400
17	Harley McCABE	1:45.227	12:09:36.816	3	Kawasaki NINJA 300
17	Harley McCABE	1:45.223	12:11:22.038	4	Kawasaki NINJA 300

Leader History

NO	NAME	FROM LAP	LAPS LED	DISTANCE	VEHICLE
17	Harley McCABE	1	6	13.08 miles	Kawasaki NINJA 300

BMCRC - MRO Championships 2023 - Rnd 5 @ Cadwell Park

ACU Team Green Junior Cup & Senior Ninja Series

RACE 2 - STATISTICS

CLASS : S

12 Starters

Fastest Lap History

NO	NAME	LAP TIME	TIME OF DAY	LAP	VEHICLE
1	Phil ATKINSON	1:47.114	12:07:54.391	2	Kawasaki NINJA 400
1	Phil ATKINSON	1:47.030	12:09:41.422	3	Kawasaki NINJA 400
1	Phil ATKINSON	1:46.557	12:11:27.979	4	Kawasaki NINJA 400

Leader History

NO	NAME	FROM LAP	LAPS LED	DISTANCE	VEHICLE
1	Phil ATKINSON	1	6	13.08 miles	Kawasaki NINJA 400

BMCRC - MRO Championships 2023 - Rnd 5 @ Cadwell Park



ACU Team Green Junior Cup & Senior Ninja Series

RACE 13 - GRID (6 Laps)



ROW 9	25	63	Robert BUSH	2:08.565	26	23	Saskya BUSH	2:13.683	27				
ROW 8		22	75	Mason GREASLEY	1:58.615	23	145	Tom BARRETT	1:59.325	24	12	Kees RAMSEY	2:00.055
ROW 7	19	99	Jack WOLFF	1:57.075	20	0	David COURT	1:57.819	21	49	Ralph CROFT	1:58.078	
ROW 6		16	10	Mike BRUNSDON	1:55.312	17	16	Aleisha LAYTON	1:55.312	18	11	Freddie BATE	1:57.002
ROW 5	13	18	George HIGGINS	1:52.377	14	7	Kobe GARBETT	1:54.810	15	400	Stuart THURTLÉ	1:55.246	
ROW 4		10	134	Toby SKAYMAN	1:50.645	11	477	Kade WATT	1:50.785	12	27	Ben BROWN	1:52.196
ROW 3	7	45	Marley MACKENZIE	1:49.700	8	65	Konrad BREESE	1:50.006	9	77	Joe WHITE	1:50.360	
ROW 2		4	191	Craig DANCE	1:46.650	5	31	Robbie PARK	1:47.712	6	34	Oliver ARBON	1:47.745
ROW 1	1	17	Harley McCABE	1:45.223	2	35	Zack WESTON	1:45.345	3	1	Phil ATKINSON	1:46.557	
			Pole										

Cadwell Park: 2.1800 miles

These results are provisional until the conclusion of any judicial and technical matters.

Clerk Of Course :	Stewards :	Timekeeper : <i>Craig Smith</i>
-------------------	------------	------------------------------------

Results can be found at www.tsl-timing.com

Printed - 12:29 Saturday, 01 July 2023



BMCRC - MRO Championships 2023 - Rnd 5 @ Cadwell Park



ACU Team Green Junior Cup & Senior Ninja Series

RACE 13 - CLASSIFICATION

Kawasaki

POS	NO	CL	PIC NAME	ENTRY	LAPS	TIME	GAP	DIFF	MPH	BEST	ON
1	35	J	1 Zack WESTON	Kawasaki NINJA 400 - NW Racing	6	10:46.560			72.82	1:45.781	6
2	191	J	2 Craig DANCE	Kawasaki NINJA 400 - 2 brothers scaffolding	6	10:47.731	1.171	1.171	72.69	1:46.602	4
3	1	S	1 Phil ATKINSON	Kawasaki NINJA 400 - ROSE MOT/Q Oil Treatments	6	10:48.360	1.800	0.629	72.62	1:46.154	4
4	34	S	2 Oliver ARBON	Kawasaki NINJA 400 - tt plumbing and heating	6	10:54.234	7.674	5.874	71.97	1:46.477	4
5	31	J	3 Robbie PARK	Kawasaki NINJA - The Biltong Banter Box	6	10:54.349	7.789	0.115	71.96	1:46.707	4
6	477	J	4 Kade WATT	Kawasaki NINJA 400 - JMF Contracts	6	11:07.083	20.523	12.734	70.58	1:49.194	4
7	45	J	5 Marley MACKENZIE	Kawasaki NINJA - Kirkcaldy Kawasaki, ELPM	6	11:07.092	20.532	0.009	70.58	1:49.186	6
8	77	S	3 Joe WHITE	Kawasaki NINJA 400 - Just In Graphics /MZ CONTR	6	11:08.850	22.290	1.758	70.40	1:49.116	4
9	27	S	4 Ben BROWN	Kawasaki NINJA - Hunts Motorcycles	6	11:16.367	29.807	7.517	69.61	1:50.748	4
10	65	S	5 Konrad BREESE	Kawasaki NINJA 400 - STIHL Racing	6	11:20.948	34.388	4.581	69.15	1:49.413	4
11	99	S	6 Jack WOLFF	Kawasaki NINJA 300 - Nym Technologies Racing	6	11:39.217	52.657	18.269	67.34	1:54.602	6
12	400	S	7 Stuart THURTLIE	Kawasaki NINJA 400 - TeamTortoise Racing	6	11:39.982	53.422	0.765	67.27	1:54.690	6
13	16	J	6 Aleisha LAYTON	Kawasaki NINJA 400 - Bluebell Inn	6	11:46.893	1:00.333	6.911	66.61	1:54.948	3
14	7*	J	7 Kobe GARBETT	Kawasaki NINJA 400 - Toro Verde	6	11:48.743	1:02.183	1.850	66.43	1:53.643	3
15	11	J	8 Freddie BATE	Kawasaki NINJA 300 - hartjay	6	11:51.187	1:04.627	2.444	66.21	1:55.410	3
16	12	J	9 Kees RAMSEY	Kawasaki NINJA 400CC -	6	11:55.009	1:08.449	3.822	65.85	1:56.077	6
17	75	J	10 Mason GREASLEY	Kawasaki NINJA 300 - Frame fast	6	11:57.901	1:11.341	2.892	65.59	1:56.679	3
18	0	S	8 David COURT	Kawasaki NINJA 300 -	6	12:02.764	1:16.204	4.863	65.15	1:57.118	3
19	49	J	11 Ralph CROFT	Kawasaki NINJA 300 - South Devon Classics	6	12:06.388	1:19.828	3.624	64.82	1:58.350	3
20	10	S	9 Mike BRUNSDON	Kawasaki NINJA 400 - Parts Europe	6	12:10.821	1:24.261	4.433	64.43	1:57.361	2
21	145	S	10 Tom BARRETT	Kawasaki NINJA -	6	12:19.464	1:32.904	8.643	63.67	2:01.052	3
22	63	S	11 Robert BUSH	Kawasaki NINJA - Legacy Racing	5	11:06.102	1 Lap	1 Lap	58.91	2:07.921	5
23	23	S	12 Saskya BUSH	Kawasaki NINJA 300 -	5	11:22.587	1 Lap	16.485	57.48	2:13.606	2

NOT CLASSIFIED

DNF	18	J	George HIGGINS	Kawasaki NINJA 400 - Aztec Racing	3	5:44.783	3 Laps	2 Laps	68.28	1:51.496	3
DNF	17	J	Harley McCABE	Kawasaki NINJA 300 -	1	1:52.815	5 Laps	2 Laps	69.56		
DNF	134	J	Toby SKAYMAN	Kawasaki EX300 - D & A Home Solutions	0						

FASTEST LAP

35	J	Zack WESTON	Kawasaki NINJA 400 - NW Racing	6	1:45.781	74.19 mph	119.39 kph
1	S	Phil ATKINSON	Kawasaki NINJA 400 - ROSE MOT/Q Oil Treatments	4	1:46.154	73.93 mph	118.98 kph

* Bike 7 - 10 second penalty - jump start

Class J - 92.5% of Race Speed = 67.35 mph

Class S - 92.5% of Race Speed = 67.17 mph

Weather / Track : Cloudy / Dry

These results are provisional until the conclusion of any judicial and technical matters.

Race Distance: 6 Laps / 13.08 miles

Cadwell Park: 2.1800 miles

Date: 01/07/2023 Start: 15:45 Finish: 15:56

Clerk Of Course :	Stewards :	Timekeeper : <i>Craig Smith</i>
-------------------	------------	------------------------------------

Results can be found at www.tsl-timing.com

Printed - 16:09 Saturday, 01 July 2023



BMCRC - MRO Championships 2023 - Rnd 5 @ Cadwell Park

ACU Team Green Junior Cup & Senior Ninja Series

RACE 13 - LAP CHART

LAP 1 @ 15:47:42.248

NO	BEHIND	LAP TIME
35		1:52.554
191	0.171	1:52.725
17	0.261	1:52.815
31	0.894	1:53.448
34	1.215	1:53.769
1	1.851	1:54.405
45	3.508	1:56.062
77	3.765	1:56.319
27	4.222	1:56.776
65	4.851	1:57.405
477	4.980	1:57.534
18	8.179	2:00.733
400	10.304	2:02.858
99	10.730	2:03.284
7	10.990	2:03.544
10	11.952	2:04.506
16	13.275	2:05.829
0	14.153	2:06.707
11	14.597	2:07.151
75	14.759	2:07.313
49	15.510	2:08.064
12	17.167	2:09.721
145	18.986	2:11.540
63	31.548	2:24.102
23	33.034	2:25.588

LAP 2 @ 15:49:29.213

NO	BEHIND	LAP TIME
35		1:46.965
191	0.575	1:47.369
1	1.850	1:46.964
31	1.901	1:47.972
34	1.942	1:47.692
45	6.746	1:50.203
77	8.274	1:51.474
477	8.368	1:50.353
27	8.801	1:51.544
65	9.123	1:51.237
18	13.768	1:52.554
99	18.867	1:55.102
400	19.957	1:56.618
7	20.041	1:56.016
10	22.348	1:57.361
16	23.462	1:57.152
11	24.298	1:56.666
0	25.445	1:58.257
75	26.022	1:58.228
12	27.772	1:57.570
49	30.140	2:01.595
145	33.546	2:01.525
63	57.101	2:12.518
23	59.675	2:13.606

LAP 3 @ 15:51:16.030

NO	BEHIND	LAP TIME
35		1:46.817
191	0.759	1:47.001
1	1.515	1:46.482
34	2.564	1:47.439
31	2.901	1:47.817
45	10.759	1:50.830
477	11.947	1:50.396

Weather / Track : Cloudy / Dry

Results can be found at www.tsl-timing.com

77	12.984	1:51.527
65	13.224	1:50.918
27	13.524	1:51.540
18	18.447	1:51.496
7	26.867	1:53.643
99	28.409	1:56.359
400	29.057	1:55.917
16	31.593	1:54.948
11	32.891	1:55.410
10	34.535	1:59.004
0	35.746	1:57.118
75	35.884	1:56.679
12	37.552	1:56.597
49	41.673	1:58.350
145	47.781	2:01.052
63	1:21.814	2:11.530
23	1:26.599	2:13.741

LAP 4 @ 15:53:03.108

NO	BEHIND	LAP TIME
35		1:47.078
191	0.283	1:46.602
1	0.591	1:46.154
34	1.963	1:46.477
31	2.530	1:46.707
45	13.505	1:49.824
477	14.063	1:49.194
77	15.022	1:49.116
65	15.559	1:49.413
27	17.194	1:50.748
7	34.885	1:55.096
99	36.281	1:54.950
400	37.032	1:55.053
16	40.609	1:56.094
11	42.485	1:56.672
0	47.775	1:59.107
75	47.865	1:59.059
12	48.049	1:57.575
10	50.128	2:02.671
49	54.712	2:00.117
145	1:03.870	2:03.167
63	1:44.767	2:10.031

LAP 5 @ 15:54:50.280

NO	BEHIND	LAP TIME
191		1:46.889
1	0.160	1:46.741
35	0.193	1:47.365
31	3.536	1:48.178
34	4.970	1:50.179
23	1 Lap	2:14.558
477	17.106	1:50.215
45	17.320	1:50.987
77	18.219	1:50.369
65	18.433	1:50.046
27	22.476	1:52.454
7	43.685	1:55.972
99	44.029	1:54.920
400	44.706	1:54.846
16	50.333	1:56.896
11	52.215	1:56.902
12	58.346	1:57.469
75	1:00.188	1:59.495
0	1:01.657	2:01.054
10	1:04.750	2:01.794

LAP 6 @ 15:56:36.254

NO	BEHIND	LAP TIME
35		1:45.781
191	1.171	1:47.145
1	1.800	1:47.614
34	7.674	1:48.678
31	7.789	1:50.227
63	1 Lap	2:07.921
477	20.523	1:49.391
45	20.532	1:49.186
77	22.290	1:50.045
27	29.807	1:53.305
65	34.388	2:01.929
23	1 Lap	2:15.094
7	52.183	1:54.472
99	52.657	1:54.602
400	53.422	1:54.690
16	1:00.333	1:55.974
11	1:04.627	1:58.386
12	1:08.449	1:56.077
75	1:11.341	1:57.127
0	1:16.204	2:00.521
49	1:19.828	1:58.968
10	1:24.261	2:05.485
145	1:32.904	2:01.070

Cadwell Park: 2.1800 miles
Date: 01/07/2023 Start: 15:45 Finish: 15:56

Printed - 16:08 Saturday, 01 July 2023

BMCRC - MRO Championships 2023 - Rnd 5 @ Cadwell Park

ACU Team Green Junior Cup & Senior Ninja Series

RACE 13 - POSITION CHART

No	Name	Lap Pos	Lap					
			1	2	3	4	5	6
17	McCABE	1	35	35	35	35	191	35
35	WESTON	2	191	191	191	191	1	191
1	ATKINSON	3	17	1	1	1	35	1
191	DANCE	4	31	31	34	34	31	34
31	PARK	5	34	34	31	31	34	31
34	ARBON	6	1	45	45	45	477	477
45	MACKENZIE	7	45	77	477	477	45	45
65	BREESE	8	77	477	77	77	77	77
77	WHITE	9	27	27	65	65	65	27
134	SKAYMAN	10	65	65	27	27	27	65
477	WATT	11	477	18	18	7	7	7
27	BROWN	12	18	99	7	99	99	99
18	HIGGINS	13	400	400	99	400	400	400
7	GARBETT	14	99	7	400	16	16	16
400	THURTLIE	15	7	10	16	11	11	11
10	BRUNSDON	16	10	16	11	0	12	12
16	LAYTON	17	16	11	10	75	75	75
11	BATE	18	0	0	0	12	0	0
99	WOLFF	19	11	75	75	10	10	49
0	COURT	20	75	12	12	49	49	10
49	CROFT	21	49	49	49	145	145	145
75	GREASLEY	22	12	145	145	63	63	
145	BARRETT	23	145	63	63	23	23	
12	RAMSEY	24	63	23	23			
63	BUSH	25	23					
23	BUSH	26						

BMCRC - MRO Championships 2023 - Rnd 5 @ Cadwell Park

ACU Team Green Junior Cup & Senior Ninja Series

RACE 13 - SECTOR ANALYSIS



SECTOR 1 = FL to I1, SECTOR 2 = I1 to FL, DIFF = Difference To Personal Best Lap, P = Crossed Finish Line in Pit Lane, D = Time Disallowed

P1		35 J		Zack WESTON		Kawasaki NINJA 400 - NW Racing	
IDEAL LAP TIME : 1:45.781		BEST LAP TIME : 1:45.781		DIFFERENCE : 0.000			
LAP	SECTOR 1	SECTOR 2	LAP TIME	MPH	DIFF	TIME OF DAY	
1 -		44.285	1:52.554	69.72	6.773	15:47:42.248	
2 -	1:03.169	43.796	1:46.965 (3)	73.37	1.184	15:49:29.213	
3 -	1:02.987	43.830	1:46.817 (2)	73.47	1.036	15:51:16.030	
4 -	1:02.939	44.139	1:47.078	73.29	1.297	15:53:03.108	
5 -	1:03.255	44.110	1:47.365	73.09	1.584	15:54:50.473	
6 -	1:02.504	43.277	1:45.781 (1)	74.19		15:56:36.254	

P2		191 J		Craig DANCE		Kawasaki NINJA 400 - 2 brothers scaffolding	
IDEAL LAP TIME : 1:46.062		BEST LAP TIME : 1:46.602		DIFFERENCE : 0.540			
LAP	SECTOR 1	SECTOR 2	LAP TIME	MPH	DIFF	TIME OF DAY	
1 -		44.195	1:52.725	69.62	6.123	15:47:42.419	
2 -	1:03.339	44.030	1:47.369	73.09	0.767	15:49:29.788	
3 -	1:02.680	44.321	1:47.001 (3)	73.34	0.399	15:51:16.789	
4 -	1:02.549	44.053	1:46.602 (1)	73.62		15:53:03.391	
5 -	1:02.394	44.495	1:46.889 (2)	73.42	0.287	15:54:50.280	
6 -	1:03.477	43.668	1:47.145	73.24	0.543	15:56:37.425	

P3		1 S		Phil ATKINSON		Kawasaki NINJA 400 - ROSE MOT/Q Oil Treatments	
IDEAL LAP TIME : 1:45.775		BEST LAP TIME : 1:46.154		DIFFERENCE : 0.379			
LAP	SECTOR 1	SECTOR 2	LAP TIME	MPH	DIFF	TIME OF DAY	
1 -		44.601	1:54.405	68.59	8.251	15:47:44.099	
2 -	1:02.759	44.205	1:46.964	73.37	0.810	15:49:31.063	
3 -	1:03.013	43.469	1:46.482 (2)	73.70	0.328	15:51:17.545	
4 -	1:02.306	43.848	1:46.154 (1)	73.93		15:53:03.699	
5 -	1:02.382	44.359	1:46.741 (3)	73.52	0.587	15:54:50.440	
6 -	1:03.422	44.192	1:47.614	72.92	1.460	15:56:38.054	

P4		34 S		Oliver ARBON		Kawasaki NINJA 400 - tt plumbing and heating	
IDEAL LAP TIME : 1:46.415		BEST LAP TIME : 1:46.477		DIFFERENCE : 0.062			
LAP	SECTOR 1	SECTOR 2	LAP TIME	MPH	DIFF	TIME OF DAY	
1 -		44.191	1:53.769	68.98	7.292	15:47:43.463	
2 -	1:03.245	44.447	1:47.692 (3)	72.87	1.215	15:49:31.155	
3 -	1:03.204	44.235	1:47.439 (2)	73.04	0.962	15:51:18.594	
4 -	1:02.588	43.889	1:46.477 (1)	73.70		15:53:05.071	
5 -	1:02.526	47.653	1:50.179	71.23	3.702	15:54:55.250	
6 -	1:03.648	45.030	1:48.678	72.21	2.201	15:56:43.928	

P5		31 J		Robbie PARK		Kawasaki NINJA - The Biltong Banter Box	
IDEAL LAP TIME : 1:46.636		BEST LAP TIME : 1:46.707		DIFFERENCE : 0.071			
LAP	SECTOR 1	SECTOR 2	LAP TIME	MPH	DIFF	TIME OF DAY	
1 -		44.344	1:53.448	69.17	6.741	15:47:43.142	
2 -	1:03.166	44.806	1:47.972 (3)	72.68	1.265	15:49:31.114	
3 -	1:03.755	44.062	1:47.817 (2)	72.79	1.110	15:51:18.931	
4 -	1:02.574	44.133	1:46.707 (1)	73.54		15:53:05.638	
5 -	1:03.085	45.093	1:48.178	72.54	1.471	15:54:53.816	
6 -	1:04.375	45.852	1:50.227	71.19	3.520	15:56:44.043	

P6		477 J		Kade WATT		Kawasaki NINJA 400 - JMF Contracts	
IDEAL LAP TIME : 1:49.152		BEST LAP TIME : 1:49.194		DIFFERENCE : 0.042			
LAP	SECTOR 1	SECTOR 2	LAP TIME	MPH	DIFF	TIME OF DAY	
1 -		45.237	1:57.534	66.77	8.340	15:47:47.228	
2 -	1:04.328	46.025	1:50.353	71.11	1.159	15:49:37.581	
3 -	1:05.023	45.373	1:50.396	71.09	1.202	15:51:27.977	
4 -	1:03.997	45.197	1:49.194 (1)	71.87		15:53:17.171	
5 -	1:05.060	45.155	1:50.215 (3)	71.20	1.021	15:55:07.386	
6 -	1:04.207	45.184	1:49.391 (2)	71.74	0.197	15:56:56.777	

BMCRC - MRO Championships 2023 - Rnd 5 @ Cadwell Park

ACU Team Green Junior Cup & Senior Ninja Series

RACE 13 - SECTOR ANALYSIS



SECTOR 1 = FL to I1, SECTOR 2 = I1 to FL, DIFF = Difference To Personal Best Lap, P = Crossed Finish Line in Pit Lane, D = Time Disallowed

P7 45 J		Marley MACKENZIE		Kawasaki NINJA - Kirkcaldy Kawasaki, ELPM		
IDEAL LAP TIME : 1:49.186		BEST LAP TIME : 1:49.186		DIFFERENCE : 0.000		
LAP	SECTOR 1	SECTOR 2	LAP TIME	MPH	DIFF	TIME OF DAY
1 -		45.315	1:56.062	67.61	6.876	15:47:45.756
2 -	1:04.490	45.713	1:50.203 (3)	71.21	1.017	15:49:35.959
3 -	1:05.021	45.809	1:50.830	70.81	1.644	15:51:26.789
4 -	1:04.589	45.235	1:49.824 (2)	71.46	0.638	15:53:16.613
5 -	1:05.686	45.301	1:50.987	70.71	1.801	15:55:07.600
6 -	1:04.124	45.062	1:49.186 (1)	71.87		15:56:56.786

P8 77 S		Joe WHITE		Kawasaki NINJA 400 - Just In Graphics /MZ CONTRACTS/ Silve		
IDEAL LAP TIME : 1:49.116		BEST LAP TIME : 1:49.116		DIFFERENCE : 0.000		
LAP	SECTOR 1	SECTOR 2	LAP TIME	MPH	DIFF	TIME OF DAY
1 -		46.061	1:56.319	67.46	7.203	15:47:46.013
2 -	1:05.169	46.305	1:51.474	70.40	2.358	15:49:37.487
3 -	1:05.706	45.821	1:51.527	70.36	2.411	15:51:29.014
4 -	1:03.575	45.541	1:49.116 (1)	71.92		15:53:18.130
5 -	1:04.500	45.869	1:50.369 (3)	71.10	1.253	15:55:08.499
6 -	1:04.139	45.906	1:50.045 (2)	71.31	0.929	15:56:58.544

P9 27 S		Ben BROWN		Kawasaki NINJA - Hunts Motorcycles		
IDEAL LAP TIME : 1:50.313		BEST LAP TIME : 1:50.748		DIFFERENCE : 0.435		
LAP	SECTOR 1	SECTOR 2	LAP TIME	MPH	DIFF	TIME OF DAY
1 -		45.470	1:56.776	67.20	6.028	15:47:46.470
2 -	1:05.318	46.226	1:51.544 (3)	70.35	0.796	15:49:38.014
3 -	1:05.773	45.767	1:51.540 (2)	70.36	0.792	15:51:29.554
4 -	1:04.843	45.905	1:50.748 (1)	70.86		15:53:20.302
5 -	1:06.560	45.894	1:52.454	69.78	1.706	15:55:12.756
6 -	1:06.075	47.230	1:53.305	69.26	2.557	15:57:06.061

P10 65 S		Konrad BREESE		Kawasaki NINJA 400 - STIHL Racing		
IDEAL LAP TIME : 1:49.413		BEST LAP TIME : 1:49.413		DIFFERENCE : 0.000		
LAP	SECTOR 1	SECTOR 2	LAP TIME	MPH	DIFF	TIME OF DAY
1 -		45.974	1:57.405	66.84	7.992	15:47:47.099
2 -	1:05.028	46.209	1:51.237	70.55	1.824	15:49:38.336
3 -	1:05.060	45.858	1:50.918 (3)	70.75	1.505	15:51:29.254
4 -	1:03.713	45.700	1:49.413 (1)	71.72		15:53:18.667
5 -	1:04.273	45.773	1:50.046 (2)	71.31	0.633	15:55:08.713
6 -	1:04.159	57.770	2:01.929	64.36	12.516	15:57:10.642

P11 99 S		Jack WOLFF		Kawasaki NINJA 300 - Nym Technologies Racing		
IDEAL LAP TIME : 1:54.203		BEST LAP TIME : 1:54.602		DIFFERENCE : 0.399		
LAP	SECTOR 1	SECTOR 2	LAP TIME	MPH	DIFF	TIME OF DAY
1 -		48.823	2:03.284	63.65	8.682	15:47:52.978
2 -	1:07.398	47.704	1:55.102	68.18	0.500	15:49:48.080
3 -	1:08.627	47.732	1:56.359	67.44	1.757	15:51:44.439
4 -	1:07.554	47.396	1:54.950 (3)	68.27	0.348	15:53:39.389
5 -	1:07.649	47.271	1:54.920 (2)	68.29	0.318	15:55:34.309
6 -	1:07.797	46.805	1:54.602 (1)	68.48		15:57:28.911

P12 400 S		Stuart THURTLÉ		Kawasaki NINJA 400 - TeamTortoise Racing		
IDEAL LAP TIME : 1:54.571		BEST LAP TIME : 1:54.690		DIFFERENCE : 0.119		
LAP	SECTOR 1	SECTOR 2	LAP TIME	MPH	DIFF	TIME OF DAY
1 -		49.120	2:02.858	63.87	8.168	15:47:52.552
2 -	1:08.458	48.160	1:56.618	67.29	1.928	15:49:49.170
3 -	1:07.835	48.082	1:55.917	67.70	1.227	15:51:45.087
4 -	1:07.531	47.522	1:55.053 (3)	68.21	0.363	15:53:40.140
5 -	1:07.179	47.667	1:54.846 (2)	68.33	0.156	15:55:34.986
6 -	1:07.298	47.392	1:54.690 (1)	68.42		15:57:29.676

BMCRC - MRO Championships 2023 - Rnd 5 @ Cadwell Park

ACU Team Green Junior Cup & Senior Ninja Series

RACE 13 - SECTOR ANALYSIS



SECTOR 1 = FL to I1, SECTOR 2 = I1 to FL, DIFF = Difference To Personal Best Lap, P = Crossed Finish Line in Pit Lane, D = Time Disallowed

P13 16 J		Aleisha LAYTON		Kawasaki NINJA 300 - Bluebell Inn		
IDEAL LAP TIME : 1:54.844		BEST LAP TIME : 1:54.948		DIFFERENCE : 0.104		
LAP	SECTOR 1	SECTOR 2	LAP TIME	MPH	DIFF	TIME OF DAY
1 -		49.571	2:05.829	62.37	10.881	15:47:55.523
2 -	1:08.883	48.269	1:57.152	66.99	2.204	15:49:52.675
3 -	1:06.870	48.078	1:54.948 (1)	68.27		15:51:47.623
4 -	1:07.267	48.827	1:56.094 (3)	67.60	1.146	15:53:43.717
5 -	1:08.435	48.461	1:56.896	67.13	1.948	15:55:40.613
6 -	1:08.000	47.974	1:55.974 (2)	67.67	1.026	15:57:36.587

P14 7 J		Kobe GARBETT		Kawasaki NINJA 400 - Toro Verde		
IDEAL LAP TIME : 1:53.643		BEST LAP TIME : 1:53.643		DIFFERENCE : 0.000		
LAP	SECTOR 1	SECTOR 2	LAP TIME	MPH	DIFF	TIME OF DAY
1 -		48.075	2:03.544	63.52	9.901	15:47:53.238
2 -	1:08.772	47.244	1:56.016	67.64	2.373	15:49:49.254
3 -	1:07.184	46.459	1:53.643 (1)	69.05		15:51:42.897
4 -	1:08.282	46.814	1:55.096 (3)	68.18	1.453	15:53:37.993
5 -	1:08.673	47.299	1:55.972	67.67	2.329	15:55:33.965
6 -	1:07.906	46.566	1:54.472 (2)	68.55	0.829	15:57:28.437

P15 11 J		Freddie BATE		Kawasaki NINJA 300 - hartjay		
IDEAL LAP TIME : 1:55.207		BEST LAP TIME : 1:55.410		DIFFERENCE : 0.203		
LAP	SECTOR 1	SECTOR 2	LAP TIME	MPH	DIFF	TIME OF DAY
1 -		49.631	2:07.151	61.72	11.741	15:47:56.845
2 -	1:08.445	48.221	1:56.666 (2)	67.26	1.256	15:49:53.511
3 -	1:07.580	47.830	1:55.410 (1)	68.00		15:51:48.921
4 -	1:08.598	48.074	1:56.672 (3)	67.26	1.262	15:53:45.593
5 -	1:09.275	47.627	1:56.902	67.13	1.492	15:55:42.495
6 -	1:09.571	48.815	1:58.386	66.29	2.976	15:57:40.881

P16 12 J		Kees RAMSEY		Kawasaki NINJA 400CC -		
IDEAL LAP TIME : 1:56.021		BEST LAP TIME : 1:56.077		DIFFERENCE : 0.056		
LAP	SECTOR 1	SECTOR 2	LAP TIME	MPH	DIFF	TIME OF DAY
1 -		50.270	2:09.721	60.49	13.644	15:47:59.415
2 -	1:08.860	48.710	1:57.570	66.75	1.493	15:49:56.985
3 -	1:08.061	48.536	1:56.597 (2)	67.30	0.520	15:51:53.582
4 -	1:08.390	49.185	1:57.575	66.74	1.498	15:53:51.157
5 -	1:08.687	48.782	1:57.469 (3)	66.80	1.392	15:55:48.626
6 -	1:08.117	47.960	1:56.077 (1)	67.61		15:57:44.703

P17 75 J		Mason GREASLEY		Kawasaki NINJA 300 - Frame fast		
IDEAL LAP TIME : 1:56.503		BEST LAP TIME : 1:56.679		DIFFERENCE : 0.176		
LAP	SECTOR 1	SECTOR 2	LAP TIME	MPH	DIFF	TIME OF DAY
1 -		48.768	2:07.313	61.64	10.634	15:47:57.007
2 -	1:09.424	48.804	1:58.228 (3)	66.38	1.549	15:49:55.235
3 -	1:08.194	48.485	1:56.679 (1)	67.26		15:51:51.914
4 -	1:09.262	49.797	1:59.059	65.91	2.380	15:53:50.973
5 -	1:09.904	49.591	1:59.495	65.67	2.816	15:55:50.468
6 -	1:08.818	48.309	1:57.127 (2)	67.00	0.448	15:57:47.595

P18 0 S		David COURT		Kawasaki NINJA 300 -		
IDEAL LAP TIME : 1:56.007		BEST LAP TIME : 1:57.118		DIFFERENCE : 1.111		
LAP	SECTOR 1	SECTOR 2	LAP TIME	MPH	DIFF	TIME OF DAY
1 -		49.991	2:06.707	61.93	9.589	15:47:56.401
2 -	1:09.712	48.545	1:58.257 (2)	66.36	1.139	15:49:54.658
3 -	1:07.462	49.656	1:57.118 (1)	67.00		15:51:51.776
4 -	1:08.754	50.353	1:59.107 (3)	65.89	1.989	15:53:50.883
5 -	1:09.617	51.437	2:01.054	64.83	3.936	15:55:51.937
6 -	1:09.659	50.862	2:00.521	65.11	3.403	15:57:52.458

BMCRC - MRO Championships 2023 - Rnd 5 @ Cadwell Park

ACU Team Green Junior Cup & Senior Ninja Series

RACE 13 - SECTOR ANALYSIS



SECTOR 1 = FL to I1, SECTOR 2 = I1 to FL, DIFF = Difference To Personal Best Lap, P = Crossed Finish Line in Pit Lane, D = Time Disallowed

P19 49 J		Ralph CROFT		Kawasaki NINJA 300 - South Devon Classics		
IDEAL LAP TIME : 1:58.216		BEST LAP TIME : 1:58.350		DIFFERENCE : 0.134		
LAP	SECTOR 1	SECTOR 2	LAP TIME	MPH	DIFF	TIME OF DAY
1 -		49.164	2:08.064	61.28	9.714	15:47:57.758
2 -	1:13.031	48.564	2:01.595	64.54	3.245	15:49:59.353
3 -	1:09.652	48.698	1:58.350 (1)	66.31		15:51:57.703
4 -	1:11.314	48.803	2:00.117	65.33	1.767	15:53:57.820
5 -	1:10.699	48.595	1:59.294 (3)	65.78	0.944	15:55:57.114
6 -	1:10.223	48.745	1:58.968 (2)	65.96	0.618	15:57:56.082

P20 10 S		Mike BRUNSDON		Kawasaki NINJA 400 - Parts Europe		
IDEAL LAP TIME : 1:57.039		BEST LAP TIME : 1:57.361		DIFFERENCE : 0.322		
LAP	SECTOR 1	SECTOR 2	LAP TIME	MPH	DIFF	TIME OF DAY
1 -		48.719	2:04.506	63.03	7.145	15:47:54.200
2 -	1:08.947	48.414	1:57.361 (1)	66.87		15:49:51.561
3 -	1:08.625	50.379	1:59.004 (2)	65.94	1.643	15:51:50.565
4 -	1:09.669	53.002	2:02.671	63.97	5.310	15:53:53.236
5 -	1:11.249	50.545	2:01.794 (3)	64.43	4.433	15:55:55.030
6 -	1:13.555	51.930	2:05.485	62.54	8.124	15:58:00.515

P21 145 S		Tom BARRETT		Kawasaki NINJA -		
IDEAL LAP TIME : 2:00.869		BEST LAP TIME : 2:01.052		DIFFERENCE : 0.183		
LAP	SECTOR 1	SECTOR 2	LAP TIME	MPH	DIFF	TIME OF DAY
1 -		51.508	2:11.540	59.66	10.488	15:48:01.234
2 -	1:11.000	50.525	2:01.525	64.57	0.473	15:50:02.759
3 -	1:10.344	50.708	2:01.052 (1)	64.83		15:52:03.811
4 -	1:11.475	51.692	2:03.167	63.71	2.115	15:54:06.978
5 -	1:10.437	50.673	2:01.110 (3)	64.80	0.058	15:56:08.088
6 -	1:10.414	50.656	2:01.070 (2)	64.82	0.018	15:58:09.158

P22 63 S		Robert BUSH		Kawasaki NINJA - Legacy Racing		
IDEAL LAP TIME : 2:07.921		BEST LAP TIME : 2:07.921		DIFFERENCE : 0.000		
LAP	SECTOR 1	SECTOR 2	LAP TIME	MPH	DIFF	TIME OF DAY
1 -		57.325	2:24.102	54.46	16.181	15:48:13.796
2 -	1:17.034	55.484	2:12.518	59.22	4.597	15:50:26.314
3 -	1:17.026	54.504	2:11.530 (3)	59.66	3.609	15:52:37.844
4 -	1:16.533	53.498	2:10.031 (2)	60.35	2.110	15:54:47.875
5 -	1:14.918	53.003	2:07.921 (1)	61.35		15:56:55.796

P23 23 S		Saskya BUSH		Kawasaki NINJA 300 -		
IDEAL LAP TIME : 2:12.626		BEST LAP TIME : 2:13.606		DIFFERENCE : 0.980		
LAP	SECTOR 1	SECTOR 2	LAP TIME	MPH	DIFF	TIME OF DAY
1 -		56.537	2:25.588	53.90	11.982	15:48:15.282
2 -	1:18.642	54.964	2:13.606 (1)	58.74		15:50:28.888
3 -	1:17.662	56.079	2:13.741 (2)	58.68	0.135	15:52:42.629
4 -	1:18.659	55.899	2:14.558 (3)	58.32	0.952	15:54:57.187
5 -	1:18.932	56.162	2:15.094	58.09	1.488	15:57:12.281

P24 18 J		George HIGGINS		Kawasaki NINJA 400 - Aztec Racing		
IDEAL LAP TIME : 1:51.496		BEST LAP TIME : 1:51.496		DIFFERENCE : 0.000		
LAP	SECTOR 1	SECTOR 2	LAP TIME	MPH	DIFF	TIME OF DAY
1 -		47.654	2:00.733	65.00	9.237	15:47:50.427
2 -	1:06.690	45.864	1:52.554 (2)	69.72	1.058	15:49:42.981
3 -	1:05.833	45.663	1:51.496 (1)	70.38		15:51:34.477

BMCRC - MRO Championships 2023 - Rnd 5 @ Cadwell Park

ACU Team Green Junior Cup & Senior Ninja Series

RACE 13 - SECTOR ANALYSIS



SECTOR 1 = FL to I1, SECTOR 2 = I1 to FL, DIFF = Difference To Personal Best Lap, P = Crossed Finish Line in Pit Lane, D = Time Disallowed

P25 17 J		Harley McCABE		Kawasaki NINJA 300 -		
IDEAL LAP TIME : 11:39.125		BEST LAP TIME :		DIFFERENCE :		
LAP	SECTOR 1	SECTOR 2	LAP TIME	MPH	DIFF	TIME OF DAY
1 -		44.107	1:52.815	69.56		15:47:42.509

BMCRC - MRO Championships 2023 - Rnd 5 @ Cadwell Park

ACU Team Green Junior Cup & Senior Ninja Series

RACE 13 - BEST SECTORS

SECTOR 1			SECTOR 2			IDEAL / BEST COMPARISON						
POS	NO	NAME	TIME	NO	NAME	TIME	POS	NO	NAME	IDEAL	BEST	DIFF
									PERFECT LAP	1:45.583		
1	1	ATKINSON	1:02.306	35	WESTON	43.277	1	1	ATKINSON	1:45.775	1:46.154	0.379
2	191	DANCE	1:02.394	1	ATKINSON	43.469	2	35	WESTON	1:45.781	1:45.781	0.000
3	35	WESTON	1:02.504	191	DANCE	43.668	3	191	DANCE	1:46.062	1:46.602	0.540
4	34	ARBON	1:02.526	34	ARBON	43.889	4	34	ARBON	1:46.415	1:46.477	0.062
5	31	PARK	1:02.574	31	PARK	44.062	5	31	PARK	1:46.636	1:46.707	0.071
6	77	WHITE	1:03.575	17	McCABE	44.107	6	77	WHITE	1:49.116	1:49.116	0.000
7	65	BREESE	1:03.713	45	MACKENZIE	45.062	7	477	WATT	1:49.152	1:49.194	0.042
8	477	WATT	1:03.997	477	WATT	45.155	8	45	MACKENZIE	1:49.186	1:49.186	0.000
9	45	MACKENZIE	1:04.124	27	BROWN	45.470	9	65	BREESE	1:49.413	1:49.413	0.000
10	27	BROWN	1:04.843	77	WHITE	45.541	10	27	BROWN	1:50.313	1:50.748	0.435
11	18	HIGGINS	1:05.833	18	HIGGINS	45.663	11	18	HIGGINS	1:51.496	1:51.496	0.000
12	16	LAYTON	1:06.870	65	BREESE	45.700	12	7	GARBETT	1:53.643	1:53.643	0.000
13	400	THURTL	1:07.179	7	GARBETT	46.459	13	99	WOLFF	1:54.203	1:54.602	0.399
14	7	GARBETT	1:07.184	99	WOLFF	46.805	14	400	THURTL	1:54.571	1:54.690	0.119
15	99	WOLFF	1:07.398	400	THURTL	47.392	15	16	LAYTON	1:54.844	1:54.948	0.104
16	0	COURT	1:07.462	11	BATE	47.627	16	11	BATE	1:55.207	1:55.410	0.203
17	11	BATE	1:07.580	12	RAMSEY	47.960	17	0	COURT	1:56.007	1:57.118	1.111
18	12	RAMSEY	1:08.061	16	LAYTON	47.974	18	12	RAMSEY	1:56.021	1:56.077	0.056
19	75	GREASLEY	1:08.194	75	GREASLEY	48.309	19	75	GREASLEY	1:56.503	1:56.679	0.176
20	10	BRUNSDON	1:08.625	10	BRUNSDON	48.414	20	10	BRUNSDON	1:57.039	1:57.361	0.322
21	49	CROFT	1:09.652	0	COURT	48.545	21	49	CROFT	1:58.216	1:58.350	0.134
22	145	BARRETT	1:10.344	49	CROFT	48.564	22	145	BARRETT	2:00.869	2:01.052	0.183
23	63	BUSH	1:14.918	145	BARRETT	50.525	23	63	BUSH	2:07.921	2:07.921	0.000
24	23	BUSH	1:17.662	63	BUSH	53.003	24	23	BUSH	2:12.626	2:13.606	0.980
25	17	McCABE	10:55.018	23	BUSH	54.964	25	17	McCABE	11:39.125		
26												

BMCRC - MRO Championships 2023 - Rnd 5 @ Cadwell Park

ACU Team Green Junior Cup & Senior Ninja Series

RACE 13 - STATISTICS

Competitors Started 26
Planned Start 2023-07-01 @ 16:00:00.000
Actual Start 2023-07-01 @ 15:45:49.693
Finish Time 2023-07-01 @ 15:56:36.253
Track Length 2.1800mi.
Total Laps 140
Total Distance Covered 305.2026mi.

Session Fastest Lap History

NO	CL	NAME	LAP TIME	TIME OF DAY	LAP	VEHICLE
35	J	Zack WESTON	1:46.965	15:49:29.232	2	Kawasaki NINJA 400
1	S	Phil ATKINSON	1:46.964	15:49:31.074	2	Kawasaki NINJA 400
35	J	Zack WESTON	1:46.817	15:51:16.050	3	Kawasaki NINJA 400
1	S	Phil ATKINSON	1:46.482	15:51:17.556	3	Kawasaki NINJA 400
1	S	Phil ATKINSON	1:46.154	15:53:03.710	4	Kawasaki NINJA 400
35	J	Zack WESTON	1:45.781	15:56:36.274	6	Kawasaki NINJA 400

Session Leader History

NO	CL	NAME	FROM LAP	LAPS LED	DISTANCE	VEHICLE
35	J	Zack WESTON	1	4	8.72 miles	Kawasaki NINJA 400
191	J	Craig DANCE	5	1	2.18 miles	Kawasaki NINJA 400
35	J	Zack WESTON	6	1	2.18 miles	Kawasaki NINJA 400

Flag History

TYPE	TIME OF DAY
GREEN	15:45:49.693
FINISH	15:56:36.253

Flag Statistics

TYPE	COUNT	TOTAL LAPS	TOTAL TIME
Green	1	6	12:55.666
Red	0	0	0.000
Safety Car	0	0	0.000
FCY	0	0	0.000

BMCRC - MRO Championships 2023 - Rnd 5 @ Cadwell Park

ACU Team Green Junior Cup & Senior Ninja Series

RACE 13 - STATISTICS

CLASS : J

14 Starters

Fastest Lap History

NO	NAME	LAP TIME	TIME OF DAY	LAP	VEHICLE
35	Zack WESTON	1:46.965	15:49:29.232	2	Kawasaki NINJA 400
35	Zack WESTON	1:46.817	15:51:16.050	3	Kawasaki NINJA 400
191	Craig DANCE	1:46.602	15:53:03.434	4	Kawasaki NINJA 400
35	Zack WESTON	1:45.781	15:56:36.274	6	Kawasaki NINJA 400

Leader History

NO	NAME	FROM LAP	LAPS LED	DISTANCE	VEHICLE
35	Zack WESTON	1	4	8.72 miles	Kawasaki NINJA 400
191	Craig DANCE	5	1	2.18 miles	Kawasaki NINJA 400
35	Zack WESTON	6	1	2.18 miles	Kawasaki NINJA 400

BMCRC - MRO Championships 2023 - Rnd 5 @ Cadwell Park

ACU Team Green Junior Cup & Senior Ninja Series

RACE 13 - STATISTICS

CLASS : S

12 Starters

Fastest Lap History

NO	NAME	LAP TIME	TIME OF DAY	LAP	VEHICLE
1	Phil ATKINSON	1:46.964	15:49:31.074	2	Kawasaki NINJA 400
1	Phil ATKINSON	1:46.482	15:51:17.556	3	Kawasaki NINJA 400
1	Phil ATKINSON	1:46.154	15:53:03.710	4	Kawasaki NINJA 400

Leader History

NO	NAME	FROM LAP	LAPS LED	DISTANCE	VEHICLE
34	Oliver ARBON	1	1	2.18 miles	Kawasaki NINJA 400
1	Phil ATKINSON	2	5	10.90 miles	Kawasaki NINJA 400

BMCRC - MRO Championships 2023 - Rnd 5 @ Cadwell Park



ACU Team Green Junior Cup & Senior Ninja Series

RACE 2 - GRID (8 Laps)

Kawasaki

ROW 9	25	63	Robert BUSH	2:07.921	26	23	Saskya BUSH	2:13.606	27				
ROW 8		22	10	Mike BRUNSDON	1:57.361	23	49	Ralph CROFT	1:58.350	24	145	Tom BARRETT	2:01.052
ROW 7	19	12	Kees RAMSEY	1:56.077	20	75	Mason GREASLEY	1:56.679	21	0	David COURT	1:57.118	
ROW 6		16	134	Toby SKAYMAN		17	16	Aleisha LAYTON	1:54.948	18	11	Freddie BATE	1:55.410
ROW 5	13	7	Kobe GARBETT	1:53.643	14	99	Jack WOLFF	1:54.602	15	400	Stuart THURTLÉ	1:54.690	
ROW 4		10	65	Konrad BREESE	1:49.413	11	27	Ben BROWN	1:50.748	12	18	George HIGGINS	1:51.496
ROW 3	7	17	Harley McCABE		8	45	Marley MACKENZIE	1:49.186	9	477	Kade WATT	1:49.194	
ROW 2		4	191	Craig DANCE	1:46.602	5	31	Robbie PARK	1:46.707	6	77	Joe WHITE	1:49.116
ROW 1	1	35	Zack WESTON	1:45.781	2	1	Phil ATKINSON	1:46.154	3	34	Oliver ARBON	1:46.477	
			Pole										

Cadwell Park: 2.1800 miles

These results are provisional until the conclusion of any judicial and technical matters.

Clerk Of Course :	Stewards :	Timekeeper : <i>Craig Smith</i>
-------------------	------------	------------------------------------

Results can be found at www.tsl-timing.com

Printed - 16:11 Saturday, 01 July 2023



BMCRC - MRO Championships 2023 - Rnd 5 @ Cadwell Park



ACU Team Green Junior Cup & Senior Ninja Series

RACE 2 - CLASSIFICATION - AMENDED

Kawasaki

POS	NO	CL	PIC NAME	ENTRY	LAPS	TIME	GAP	DIFF	MPH	BEST	ON
1	17	J	1 Harley McCABE	Kawasaki NINJA 300 -	8	14:16.531			73.30	1:45.203	4
2	191	J	2 Craig DANCE	Kawasaki NINJA 400 - 2 brothers scaffolding	8	14:33.540	17.009	17.009	71.87	1:46.241	2
3	77	S	1 Joe WHITE	Kawasaki NINJA 400 - Just In Graphics /MZ CONTF	8	14:40.166	23.635	6.626	71.33	1:48.317	4
4	65	S	2 Konrad BREESE	Kawasaki NINJA 400 - STIHL Racing	8	14:40.583	24.052	0.417	71.29	1:48.077	7
5	477	J	3 Kade WATT	Kawasaki NINJA 400 - JMF Contracts	8	14:41.061	24.530	0.478	71.26	1:48.664	5
6	45	J	4 Marley MACKENZIE	Kawasaki NINJA - Kirkcaldy Kawasaki, ELPM	8	14:41.082	24.551	0.021	71.25	1:48.747	5
7	27	S	3 Ben BROWN	Kawasaki NINJA - Hunts Motorcycles	8	14:56.873	40.342	15.791	70.00	1:50.461	2
8	134	J	5 Toby SKAYMAN	Kawasaki EX300 - D & A Home Solutions	8	15:05.933	49.402	9.060	69.30	1:51.300	2
9	10	S	4 Mike BRUNSDON	Kawasaki NINJA 400 - Parts Europe	8	15:08.034	51.503	2.101	69.14	1:50.887	7
10	18	J	6 George HIGGINS	Kawasaki NINJA 400 - Aztec Racing	8	15:16.296	59.765	8.262	68.51	1:50.264	5
11	7	J	7 Kobe GARBETT	Kawasaki NINJA 400 - Toro Verde	8	15:16.429	59.898	0.133	68.50	1:51.927	7
12	99	S	5 Jack WOLFF	Kawasaki NINJA 300 - Nym Technologies Racing	8	15:21.075	1:04.544	4.646	68.16	1:53.749	2
13	16	J	8 Aleisha LAYTON	Kawasaki NINJA 300 - Bluebell Inn	8	15:21.199	1:04.668	0.124	68.15	1:53.080	7
14	75	J	9 Mason GREASLEY	Kawasaki NINJA 300 - Frame fast	8	15:33.208	1:16.677	12.009	67.27	1:54.724	6
15	400	S	6 Stuart THURTLIE	Kawasaki NINJA 400 - TeamTortoise Racing	8	15:33.769	1:17.238	0.561	67.23	1:54.439	8
16	0	S	7 David COURT	Kawasaki NINJA 300 -	8	15:55.688	1:39.157	21.919	65.69	1:56.520	5
17	49	J	10 Ralph CROFT	Kawasaki NINJA 300 - South Devon Classics	8	15:56.840	1:40.309	1.152	65.61	1:57.716	2
18	145	S	8 Tom BARRETT	Kawasaki NINJA -	8	16:10.043	1:53.512	13.203	64.72	1:59.147	2
19	63	S	9 Robert BUSH	Kawasaki NINJA - Legacy Racing	7	14:47.835	1 Lap	1 Lap	61.87	2:03.983	4
20	23	S	10 Saskya BUSH	Kawasaki NINJA 300 -	7	15:21.165	1 Lap	33.330	59.63	2:07.891	6

NOT CLASSIFIED

DNF	34	S	Oliver ARBON	Kawasaki NINJA 400 - tt plumbing and heating	7	12:29.442	1 Lap		73.30	1:45.524	5
DNF	12	J	Kees RAMSEY	Kawasaki NINJA 400CC -	5	9:48.061	3 Laps	2 Laps	66.72	1:53.179	5
DNF	35	J	Zack WESTON	Kawasaki NINJA 400 - NW Racing	1	1:51.043	7 Laps	4 Laps	70.67		
DNF	31	J	Robbie PARK	Kawasaki NINJA - The Biltong Banter Box	1	1:52.764	7 Laps	1.721	69.59		
DQ	1	S	Phil ATKINSON	Kawasaki NINJA 400 - ROSE MOT/O Oil Treatment							

NOT STARTED

NS	11	J	Freddie BATE	Kawasaki NINJA 300 - hartjay							
----	----	---	--------------	------------------------------	--	--	--	--	--	--	--

FASTEST LAP

17	J	Harley McCABE	Kawasaki NINJA 300 -	4	1:45.203	74.59 mph	120.05 kph
34	S	Oliver ARBON	Kawasaki NINJA 400 - tt plumbing and heating	5	1:45.524	74.37 mph	119.69 kph

Result Amended

Bike 1 - Disqualified for careless riding

Class J - 92.5% of Race Speed = 67.80 mph

Class S - 92.5% of Race Speed = 65.98 mph

Weather / Track : Cloudy / Dry

These results are provisional until the conclusion of any judicial and technical matters.

Race Distance: 8 Laps / 17.44 miles

Cadwell Park: 2.1800 miles

Date: 02/07/2023 Start: 09:44 Finish: 09:58

Clerk Of Course :	Stewards :	Timekeeper : <i>Craig Smith</i>
-------------------	------------	------------------------------------

Results can be found at www.tsl-timing.com

Printed - 10:50 Sunday, 02 July 2023



BMCRC - MRO Championships 2023 - Rnd 5 @ Cadwell Park

ACU Team Green Junior Cup & Senior Ninja Series

RACE 2 - LAP CHART

LAP 1 @ 09:46:09.350

NO	BEHIND	LAP TIME
35		1:51.043
34	0.336	1:51.379
191	1.046	1:52.089
17	1.140	1:52.183
1	1.531	1:52.574
31	1.721	1:52.764
77	3.680	1:54.723
65	4.509	1:55.552
45	5.712	1:56.755
27	5.752	1:56.795
477	5.981	1:57.024
134	6.653	1:57.696
18	8.303	1:59.346
99	9.570	2:00.613
16	10.496	2:01.539
7	12.272	2:03.315
400	12.828	2:03.871
10	13.139	2:04.182
75	15.118	2:06.161
12	15.259	2:06.302
49	15.748	2:06.791
0	16.796	2:07.839
145	17.517	2:08.560
63	25.483	2:16.526
23	29.465	2:20.508

LAP 2 @ 09:47:55.770

NO	BEHIND	LAP TIME
34		1:46.084
17	0.442	1:45.722
191	0.867	1:46.241
1	1.045	1:45.934
77	5.919	1:48.659
65	7.018	1:48.929
477	9.022	1:49.461
45	9.122	1:49.830
27	9.793	1:50.461
134	11.533	1:51.300
18	12.960	1:51.077
99	16.899	1:53.749
16	18.769	1:54.693
10	20.402	1:53.683
7	20.918	1:55.066
400	23.042	1:56.634
75	23.939	1:55.241
49	27.044	1:57.716
12	28.549	1:59.710
145	30.244	1:59.147
0	31.235	2:00.859
63	44.844	2:05.781
23	55.405	2:12.360

LAP 3 @ 09:49:42.525

NO	BEHIND	LAP TIME
34		1:46.755
17	0.422	1:46.735
191	1.188	1:47.076
1	1.331	1:47.041
77	7.906	1:48.742
65	9.363	1:49.100
477	11.080	1:48.813
45	11.316	1:48.949

27	13.870	1:50.832
134	17.668	1:52.890
99	25.119	1:54.975
10	25.899	1:52.252
16	27.192	1:55.178
7	27.596	1:53.433
400	32.337	1:56.050
75	32.565	1:55.381
18	32.919	2:06.714
12	36.765	1:54.971
49	39.241	1:58.952
145	42.866	1:59.377
0	43.657	1:59.177
63	1:03.357	2:05.268
23	1:20.947	2:12.297

LAP 4 @ 09:51:28.150

NO	BEHIND	LAP TIME
17		1:45.203
34	0.692	1:46.317
1	1.504	1:45.798
191	3.194	1:47.631
77	10.598	1:48.317
65	13.122	1:49.384
477	14.896	1:49.441
45	15.111	1:49.420
27	19.167	1:50.922
134	25.221	1:53.178
10	31.418	1:51.144
99	34.059	1:54.565
7	36.090	1:54.119
16	36.184	1:54.617
18	40.557	1:53.263
75	42.884	1:55.944
400	43.057	1:56.345
12	45.039	1:53.899
49	51.647	1:58.031
145	57.649	2:00.408
0	58.294	2:00.262
63	1:21.715	2:03.983
23	1:45.535	2:10.213

LAP 5 @ 09:53:14.366

NO	BEHIND	LAP TIME
34		1:45.524
17	0.321	1:46.537
1	0.871	1:45.583
191	6.013	1:49.035
77	13.950	1:49.568
65	16.556	1:49.650
477	17.344	1:48.664
45	17.642	1:48.747
27	24.019	1:51.068
134	31.328	1:52.323
10	36.903	1:51.701
99	42.296	1:54.453
7	42.534	1:52.660
16	43.777	1:53.809
18	44.605	1:50.264
400	51.626	1:54.785
75	51.937	1:55.269
12	52.002	1:53.179
49	1:03.311	1:57.880
0	1:08.598	1:56.520
145	1:12.095	2:00.662

LAP 6 @ 09:55:00.918

NO	BEHIND	LAP TIME
34		1:46.552
17	0.234	1:46.465
1	0.471	1:46.152
191	9.009	1:49.548
77	16.955	1:49.557
65	18.872	1:48.868
45	19.968	1:48.878
477	20.315	1:49.523
23	1 Lap	2:08.365
27	29.087	1:51.620
134	36.744	1:51.968
10	42.210	1:51.859
99	49.699	1:53.955
7	49.791	1:53.809
18	50.068	1:52.015
16	50.743	1:53.518
75	1:00.109	1:54.724
400	1:01.385	1:56.311
49	1:15.855	1:59.096
0	1:18.585	1:56.539
145	1:25.175	1:59.632

LAP 7 @ 09:56:47.749

NO	BEHIND	LAP TIME
34		1:46.831
17	0.175	1:46.772
1	0.351	1:46.711
191	12.460	1:50.282
63	1 Lap	2:06.763
77	19.840	1:49.716
65	20.118	1:48.077
477	22.592	1:49.108
45	22.804	1:49.667
27	34.618	1:52.362
23	1 Lap	2:07.891
134	42.667	1:52.754
10	46.266	1:50.887
7	54.887	1:51.927
18	55.005	1:51.768
99	56.886	1:54.018
16	56.992	1:53.080
75	1:08.505	1:55.227
400	1:09.888	1:55.334
49	1:28.242	1:59.218
0	1:29.075	1:57.321
145	1:38.372	2:00.028

LAP 8 @ 09:58:34.838

NO	BEHIND	LAP TIME
17		1:46.914
1	1.992	1:48.730
191	17.009	1:51.638
77	23.635	1:50.884
65	24.052	1:51.023
477	24.530	1:49.027
45	24.551	1:48.836
63	1 Lap	2:05.494
27	40.342	1:52.813
134	49.402	1:53.824
10	51.503	1:52.326

18	59.765	1:51.849
7	59.898	1:52.100
99	1:04.544	1:54.747
23	1 Lap	2:09.531
16	1:04.668	1:54.765
75	1:16.677	1:55.261
400	1:17.238	1:54.439
0	1:39.157	1:57.171
49	1:40.309	1:59.156
145	1:53.512	2:02.229

BMCRC - MRO Championships 2023 - Rnd 5 @ Cadwell Park

ACU Team Green Junior Cup & Senior Ninja Series

RACE 2 - POSITION CHART

No	Name	Lap Pos								
			1	2	3	4	5	6	7	8
35	WESTON	1	35	34	34	17	34	34	34	17
1	ATKINSON	2	34	17	17	34	17	17	17	1
34	ARBON	3	191	191	191	1	1	1	1	191
191	DANCE	4	17	1	1	191	191	191	191	77
31	PARK	5	1	77	77	77	77	77	77	65
77	WHITE	6	31	65	65	65	65	65	65	477
17	McCABE	7	77	477	477	477	477	45	477	45
45	MACKENZIE	8	65	45	45	45	45	477	45	27
477	WATT	9	45	27	27	27	27	27	27	134
65	BREESE	10	27	134	134	134	134	134	134	10
27	BROWN	11	477	18	99	10	10	10	10	18
18	HIGGINS	12	134	99	10	99	99	99	7	7
7	GARBETT	13	18	16	16	7	7	7	18	99
99	WOLFF	14	99	10	7	16	16	18	99	16
400	THURTLLE	15	16	7	400	18	18	16	16	75
134	SKAYMAN	16	7	400	75	75	400	75	75	400
16	LAYTON	17	400	75	18	400	75	400	400	0
11	BATE	18	10	49	12	12	12	49	49	49
12	RAMSEY	19	75	12	49	49	49	0	0	145
75	GREASLEY	20	12	145	145	145	0	145	145	
0	COURT	21	49	0	0	0	145	63	63	
10	BRUNSDON	22	0	63	63	63	63	23	23	
49	CROFT	23	145	23	23	23	23			
145	BARRETT	24	63							
63	BUSH	25	23							
23	BUSH	26								

BMCRC - MRO Championships 2023 - Rnd 5 @ Cadwell Park

ACU Team Green Junior Cup & Senior Ninja Series

RACE 2 - SECTOR ANALYSIS



SECTOR 1 = FL to I1, SECTOR 2 = I1 to FL, DIFF = Difference To Personal Best Lap, P = Crossed Finish Line in Pit Lane, D = Time Disallowed

P1		17 J		Harley McCABE		Kawasaki NINJA 300 -	
IDEAL LAP TIME : 1:45.076		BEST LAP TIME : 1:45.203		DIFFERENCE : 0.127			
LAP	SECTOR 1	SECTOR 2	LAP TIME	MPH	DIFF	TIME OF DAY	
1 -		44.099	1:52.183	69.95	6.980	09:46:10.490	
2 -	1:01.804	43.918	1:45.722 (2)	74.23	0.519	09:47:56.212	
3 -	1:02.171	44.564	1:46.735	73.52	1.532	09:49:42.947	
4 -	1:01.931	43.272	1:45.203 (1)	74.59		09:51:28.150	
5 -	1:02.598	43.939	1:46.537	73.66	1.334	09:53:14.687	
6 -	1:02.381	44.084	1:46.465 (3)	73.71	1.262	09:55:01.152	
7 -	1:02.478	44.294	1:46.772	73.50	1.569	09:56:47.924	
8 -	1:02.235	44.679	1:46.914	73.40	1.711	09:58:34.838	

P2		1 S		Phil ATKINSON		Kawasaki NINJA 400 - ROSE MOT/Q Oil Treatments	
IDEAL LAP TIME : 1:45.250		BEST LAP TIME : 1:45.583		DIFFERENCE : 0.333			
LAP	SECTOR 1	SECTOR 2	LAP TIME	MPH	DIFF	TIME OF DAY	
1 -		44.254	1:52.574	69.71	6.991	09:46:10.881	
2 -	1:01.767	44.167	1:45.934 (3)	74.08	0.351	09:47:56.815	
3 -	1:02.249	44.792	1:47.041	73.31	1.458	09:49:43.856	
4 -	1:02.229	43.569	1:45.798 (2)	74.17	0.215	09:51:29.654	
5 -	1:02.100	43.483	1:45.583 (1)	74.33		09:53:15.237	
6 -	1:02.076	44.076	1:46.152	73.93	0.569	09:55:01.389	
7 -	1:02.635	44.076	1:46.711	73.54	1.128	09:56:48.100	
8 -	1:02.296	46.434	1:48.730	72.17	3.147	09:58:36.830	

P3		191 J		Craig DANCE		Kawasaki NINJA 400 - 2 brothers scaffolding	
IDEAL LAP TIME : 1:46.241		BEST LAP TIME : 1:46.241		DIFFERENCE : 0.000			
LAP	SECTOR 1	SECTOR 2	LAP TIME	MPH	DIFF	TIME OF DAY	
1 -		44.264	1:52.089	70.01	5.848	09:46:10.396	
2 -	1:02.081	44.160	1:46.241 (1)	73.87		09:47:56.637	
3 -	1:02.214	44.862	1:47.076 (2)	73.29	0.835	09:49:43.713	
4 -	1:02.900	44.731	1:47.631 (3)	72.91	1.390	09:51:31.344	
5 -	1:03.577	45.458	1:49.035	71.97	2.794	09:53:20.379	
6 -	1:04.481	45.067	1:49.548	71.64	3.307	09:55:09.927	
7 -	1:04.534	45.748	1:50.282	71.16	4.041	09:57:00.209	
8 -	1:04.633	47.005	1:51.638	70.29	5.397	09:58:51.847	

P4		77 S		Joe WHITE		Kawasaki NINJA 400 - Just In Graphics /MZ CONTRACTS/ Silve	
IDEAL LAP TIME : 1:48.317		BEST LAP TIME : 1:48.317		DIFFERENCE : 0.000			
LAP	SECTOR 1	SECTOR 2	LAP TIME	MPH	DIFF	TIME OF DAY	
1 -		45.232	1:54.723	68.40	6.406	09:46:13.030	
2 -	1:03.297	45.362	1:48.659 (2)	72.22	0.342	09:48:01.689	
3 -	1:03.622	45.120	1:48.742 (3)	72.17	0.425	09:49:50.431	
4 -	1:03.207	45.110	1:48.317 (1)	72.45		09:51:38.748	
5 -	1:03.805	45.763	1:49.568	71.62	1.251	09:53:28.316	
6 -	1:03.532	46.025	1:49.557	71.63	1.240	09:55:17.873	
7 -	1:04.417	45.299	1:49.716	71.53	1.399	09:57:07.589	
8 -	1:04.373	46.511	1:50.884	70.77	2.567	09:58:58.473	

P5		65 S		Konrad BREESE		Kawasaki NINJA 400 - STIHL Racing	
IDEAL LAP TIME : 1:47.909		BEST LAP TIME : 1:48.077		DIFFERENCE : 0.168			
LAP	SECTOR 1	SECTOR 2	LAP TIME	MPH	DIFF	TIME OF DAY	
1 -		45.744	1:55.552	67.91	7.475	09:46:13.859	
2 -	1:03.284	45.645	1:48.929 (3)	72.04	0.852	09:48:02.788	
3 -	1:03.611	45.489	1:49.100	71.93	1.023	09:49:51.888	
4 -	1:03.309	46.075	1:49.384	71.74	1.307	09:51:41.272	
5 -	1:04.252	45.398	1:49.650	71.57	1.573	09:53:30.922	
6 -	1:03.053	45.815	1:48.868 (2)	72.08	0.791	09:55:19.790	
7 -	1:03.221	44.856	1:48.077 (1)	72.61		09:57:07.867	
8 -	1:04.231	46.792	1:51.023	70.68	2.946	09:58:58.890	

BMCRC - MRO Championships 2023 - Rnd 5 @ Cadwell Park

ACU Team Green Junior Cup & Senior Ninja Series

RACE 2 - SECTOR ANALYSIS



SECTOR 1 = FL to I1, SECTOR 2 = I1 to FL, DIFF = Difference To Personal Best Lap, P = Crossed Finish Line in Pit Lane, D = Time Disallowed

P6 477 J Kade WATT		Kawasaki NINJA 400 - JMF Contracts				
IDEAL LAP TIME : 1:48.419		BEST LAP TIME : 1:48.664		DIFFERENCE : 0.245		
LAP	SECTOR 1	SECTOR 2	LAP TIME	MPH	DIFF	TIME OF DAY
1 -		45.672	1:57.024	67.06	8.360	09:46:15.331
2 -	1:03.668	45.793	1:49.461	71.69	0.797	09:48:04.792
3 -	1:03.934	44.879	1:48.813 (2)	72.12	0.149	09:49:53.605
4 -	1:03.907	45.534	1:49.441	71.71	0.777	09:51:43.046
5 -	1:03.784	44.880	1:48.664 (1)	72.22		09:53:31.710
6 -	1:03.935	45.588	1:49.523	71.65	0.859	09:55:21.233
7 -	1:04.026	45.082	1:49.108	71.92	0.444	09:57:10.341
8 -	1:04.276	44.751	1:49.027 (3)	71.98	0.363	09:58:59.368

P7 45 J Marley MACKENZIE		Kawasaki NINJA - Kirkcaldy Kawasaki, ELPM				
IDEAL LAP TIME : 1:48.190		BEST LAP TIME : 1:48.747		DIFFERENCE : 0.557		
LAP	SECTOR 1	SECTOR 2	LAP TIME	MPH	DIFF	TIME OF DAY
1 -		45.630	1:56.755	67.21	8.008	09:46:15.062
2 -	1:04.138	45.692	1:49.830	71.45	1.083	09:48:04.892
3 -	1:04.032	44.917	1:48.949	72.03	0.202	09:49:53.841
4 -	1:03.895	45.525	1:49.420	71.72	0.673	09:51:43.261
5 -	1:03.810	44.937	1:48.747 (1)	72.16		09:53:32.008
6 -	1:03.273	45.605	1:48.878 (3)	72.08	0.131	09:55:20.886
7 -	1:04.650	45.017	1:49.667	71.56	0.920	09:57:10.553
8 -	1:03.295	45.541	1:48.836 (2)	72.10	0.089	09:58:59.389

P8 27 S Ben BROWN		Kawasaki NINJA - Hunts Motorcycles				
IDEAL LAP TIME : 1:50.110		BEST LAP TIME : 1:50.461		DIFFERENCE : 0.351		
LAP	SECTOR 1	SECTOR 2	LAP TIME	MPH	DIFF	TIME OF DAY
1 -		45.890	1:56.795	67.19	6.334	09:46:15.102
2 -	1:04.871	45.590	1:50.461 (1)	71.04		09:48:05.563
3 -	1:05.004	45.828	1:50.832 (2)	70.81	0.371	09:49:56.395
4 -	1:05.281	45.641	1:50.922 (3)	70.75	0.461	09:51:47.317
5 -	1:05.829	45.239	1:51.068	70.66	0.607	09:53:38.385
6 -	1:05.723	45.897	1:51.620	70.31	1.159	09:55:30.005
7 -	1:06.447	45.915	1:52.362	69.84	1.901	09:57:22.367
8 -	1:06.274	46.539	1:52.813	69.56	2.352	09:59:15.180

P9 134 J Toby SKAYMAN		Kawasaki EX300 - D & A Home Solutions				
IDEAL LAP TIME : 1:50.718		BEST LAP TIME : 1:51.300		DIFFERENCE : 0.582		
LAP	SECTOR 1	SECTOR 2	LAP TIME	MPH	DIFF	TIME OF DAY
1 -		45.835	1:57.696	66.68	6.396	09:46:16.003
2 -	1:04.978	46.322	1:51.300 (1)	70.51		09:48:07.303
3 -	1:06.392	46.498	1:52.890	69.51	1.590	09:50:00.193
4 -	1:06.641	46.537	1:53.178	69.34	1.878	09:51:53.371
5 -	1:06.583	45.740	1:52.323 (3)	69.87	1.023	09:53:45.694
6 -	1:05.341	46.627	1:51.968 (2)	70.09	0.668	09:55:37.662
7 -	1:06.311	46.443	1:52.754	69.60	1.454	09:57:30.416
8 -	1:06.780	47.044	1:53.824	68.94	2.524	09:59:24.240

P10 10 S Mike BRUNSDON		Kawasaki NINJA 400 - Parts Europe				
IDEAL LAP TIME : 1:50.887		BEST LAP TIME : 1:50.887		DIFFERENCE : 0.000		
LAP	SECTOR 1	SECTOR 2	LAP TIME	MPH	DIFF	TIME OF DAY
1 -		47.023	2:04.182	63.19	13.295	09:46:22.489
2 -	1:06.856	46.827	1:53.683	69.03	2.796	09:48:16.172
3 -	1:06.016	46.236	1:52.252	69.91	1.365	09:50:08.424
4 -	1:05.144	46.000	1:51.144 (2)	70.61	0.257	09:51:59.568
5 -	1:05.374	46.327	1:51.701 (3)	70.25	0.814	09:53:51.269
6 -	1:05.180	46.679	1:51.859	70.16	0.972	09:55:43.128
7 -	1:05.081	45.806	1:50.887 (1)	70.77		09:57:34.015
8 -	1:05.395	46.931	1:52.326	69.86	1.439	09:59:26.341

BMCRC - MRO Championships 2023 - Rnd 5 @ Cadwell Park

ACU Team Green Junior Cup & Senior Ninja Series

RACE 2 - SECTOR ANALYSIS



SECTOR 1 = FL to I1, SECTOR 2 = I1 to FL, DIFF = Difference To Personal Best Lap, P = Crossed Finish Line in Pit Lane, D = Time Disallowed

P11 18 J		George HIGGINS		Kawasaki NINJA 400 - Aztec Racing			
IDEAL LAP TIME : 1:50.245		BEST LAP TIME : 1:50.264		DIFFERENCE : 0.019			
LAP	SECTOR 1	SECTOR 2	LAP TIME	MPH	DIFF	TIME OF DAY	
1 -		46.387	1:59.346	65.75	9.082	09:46:17.653	
2 -	1:05.330	45.747	1:51.077 (2)	70.65	0.813	09:48:08.730	
3 -	1:20.273	46.441	2:06.714	61.93	16.450	09:50:15.444	
4 -	1:06.993	46.270	1:53.263	69.29	2.999	09:52:08.707	
5 -	1:04.904	45.360	1:50.264 (1)	71.17		09:53:58.971	
6 -	1:05.444	46.571	1:52.015	70.06	1.751	09:55:50.986	
7 -	1:05.977	45.791	1:51.768 (3)	70.21	1.504	09:57:42.754	
8 -	1:04.885	46.964	1:51.849	70.16	1.585	09:59:34.603	

P12 7 J		Kobe GARBETT		Kawasaki NINJA 400 - Toro Verde			
IDEAL LAP TIME : 1:51.829		BEST LAP TIME : 1:51.927		DIFFERENCE : 0.098			
LAP	SECTOR 1	SECTOR 2	LAP TIME	MPH	DIFF	TIME OF DAY	
1 -		46.541	2:03.315	63.64	11.388	09:46:21.622	
2 -	1:08.203	46.863	1:55.066	68.20	3.139	09:48:16.688	
3 -	1:06.927	46.506	1:53.433	69.18	1.506	09:50:10.121	
4 -	1:07.277	46.842	1:54.119	68.77	2.192	09:52:04.240	
5 -	1:06.679	45.981	1:52.660 (3)	69.66	0.733	09:53:56.900	
6 -	1:07.368	46.441	1:53.809	68.95	1.882	09:55:50.709	
7 -	1:06.072	45.855	1:51.927 (1)	70.11		09:57:42.636	
8 -	1:05.974	46.126	1:52.100 (2)	70.00	0.173	09:59:34.736	

P13 99 S		Jack WOLFF		Kawasaki NINJA 300 - Nym Technologies Racing			
IDEAL LAP TIME : 1:52.823		BEST LAP TIME : 1:53.749		DIFFERENCE : 0.926			
LAP	SECTOR 1	SECTOR 2	LAP TIME	MPH	DIFF	TIME OF DAY	
1 -		47.025	2:00.613	65.06	6.864	09:46:18.920	
2 -	1:05.856	47.893	1:53.749 (1)	68.99		09:48:12.669	
3 -	1:07.435	47.540	1:54.975	68.25	1.226	09:50:07.644	
4 -	1:07.125	47.440	1:54.565	68.50	0.816	09:52:02.209	
5 -	1:06.955	47.498	1:54.453	68.57	0.704	09:53:56.662	
6 -	1:06.859	47.096	1:53.955 (2)	68.86	0.206	09:55:50.617	
7 -	1:07.051	46.967	1:54.018 (3)	68.83	0.269	09:57:44.635	
8 -	1:06.331	48.416	1:54.747	68.39	0.998	09:59:39.382	

P14 16 J		Aleisha LAYTON		Kawasaki NINJA 300 - Bluebell Inn			
IDEAL LAP TIME : 1:52.359		BEST LAP TIME : 1:53.080		DIFFERENCE : 0.721			
LAP	SECTOR 1	SECTOR 2	LAP TIME	MPH	DIFF	TIME OF DAY	
1 -		47.612	2:01.539	64.57	8.459	09:46:19.846	
2 -	1:06.325	48.368	1:54.693	68.42	1.613	09:48:14.539	
3 -	1:08.011	47.167	1:55.178	68.13	2.098	09:50:09.717	
4 -	1:06.856	47.761	1:54.617	68.47	1.537	09:52:04.334	
5 -	1:06.821	46.988	1:53.809 (3)	68.95	0.729	09:53:58.143	
6 -	1:06.521	46.997	1:53.518 (2)	69.13	0.438	09:55:51.661	
7 -	1:06.411	46.669	1:53.080 (1)	69.40		09:57:44.741	
8 -	1:05.690	49.075	1:54.765	68.38	1.685	09:59:39.506	

P15 75 J		Mason GREASLEY		Kawasaki NINJA 300 - Frame fast			
IDEAL LAP TIME : 1:53.811		BEST LAP TIME : 1:54.724		DIFFERENCE : 0.913			
LAP	SECTOR 1	SECTOR 2	LAP TIME	MPH	DIFF	TIME OF DAY	
1 -		48.646	2:06.161	62.20	11.437	09:46:24.468	
2 -	1:07.736	47.505	1:55.241 (3)	68.10	0.517	09:48:19.709	
3 -	1:07.088	48.293	1:55.381	68.01	0.657	09:50:15.090	
4 -	1:07.748	48.196	1:55.944	67.68	1.220	09:52:11.034	
5 -	1:07.131	48.138	1:55.269	68.08	0.545	09:54:06.303	
6 -	1:07.934	46.790	1:54.724 (1)	68.40		09:56:01.027	
7 -	1:08.504	46.723	1:55.227 (2)	68.10	0.503	09:57:56.254	
8 -	1:08.402	46.859	1:55.261	68.08	0.537	09:59:51.515	

BMCRC - MRO Championships 2023 - Rnd 5 @ Cadwell Park

ACU Team Green Junior Cup & Senior Ninja Series

RACE 2 - SECTOR ANALYSIS



SECTOR 1 = FL to I1, SECTOR 2 = I1 to FL, DIFF = Difference To Personal Best Lap, P = Crossed Finish Line in Pit Lane, D = Time Disallowed

P16 400 S		Stuart THURTLÉ		Kawasaki NINJA 400 - TeamTortoise Racing			
IDEAL LAP TIME : 1:54.080		BEST LAP TIME : 1:54.439		DIFFERENCE : 0.359			
LAP	SECTOR 1	SECTOR 2	LAP TIME	MPH	DIFF	TIME OF DAY	
1 -		48.782	2:03.871	63.35	9.432	09:46:22.178	
2 -	1:07.929	48.705	1:56.634	67.28	2.195	09:48:18.812	
3 -	1:07.393	48.657	1:56.050	67.62	1.611	09:50:14.862	
4 -	1:07.389	48.956	1:56.345	67.45	1.906	09:52:11.207	
5 -	1:06.561	48.224	1:54.785 (2)	68.37	0.346	09:54:05.992	
6 -	1:08.792	47.519	1:56.311	67.47	1.872	09:56:02.303	
7 -	1:07.777	47.557	1:55.334 (3)	68.04	0.895	09:57:57.637	
8 -	1:06.646	47.793	1:54.439 (1)	68.57		09:59:52.076	

P17 0 S		David COURT		Kawasaki NINJA 300 -			
IDEAL LAP TIME : 1:55.835		BEST LAP TIME : 1:56.520		DIFFERENCE : 0.685			
LAP	SECTOR 1	SECTOR 2	LAP TIME	MPH	DIFF	TIME OF DAY	
1 -		49.594	2:07.839	61.39	11.319	09:46:26.146	
2 -	1:09.995	50.864	2:00.859	64.93	4.339	09:48:27.005	
3 -	1:09.170	50.007	1:59.177	65.85	2.657	09:50:26.182	
4 -	1:09.441	50.821	2:00.262	65.25	3.742	09:52:26.444	
5 -	1:07.683	48.837	1:56.520 (1)	67.35		09:54:22.964	
6 -	1:08.217	48.322	1:56.539 (2)	67.34	0.019	09:56:19.503	
7 -	1:08.157	49.164	1:57.321	66.89	0.801	09:58:16.824	
8 -	1:09.019	48.152	1:57.171 (3)	66.97	0.651	10:00:13.995	

P18 49 J		Ralph CROFT		Kawasaki NINJA 300 - South Devon Classics			
IDEAL LAP TIME : 1:57.177		BEST LAP TIME : 1:57.716		DIFFERENCE : 0.539			
LAP	SECTOR 1	SECTOR 2	LAP TIME	MPH	DIFF	TIME OF DAY	
1 -		48.923	2:06.791	61.89	9.075	09:46:25.098	
2 -	1:08.710	49.006	1:57.716 (1)	66.66		09:48:22.814	
3 -	1:09.884	49.068	1:58.952	65.97	1.236	09:50:21.766	
4 -	1:09.165	48.866	1:58.031 (3)	66.49	0.315	09:52:19.797	
5 -	1:09.413	48.467	1:57.880 (2)	66.57	0.164	09:54:17.677	
6 -	1:10.340	48.756	1:59.096	65.89	1.380	09:56:16.773	
7 -	1:10.485	48.733	1:59.218	65.82	1.502	09:58:15.991	
8 -	1:10.518	48.638	1:59.156	65.86	1.440	10:00:15.147	

P19 145 S		Tom BARRETT		Kawasaki NINJA -			
IDEAL LAP TIME : 1:58.581		BEST LAP TIME : 1:59.147		DIFFERENCE : 0.566			
LAP	SECTOR 1	SECTOR 2	LAP TIME	MPH	DIFF	TIME OF DAY	
1 -		49.768	2:08.560	61.04	9.413	09:46:26.867	
2 -	1:08.813	50.334	1:59.147 (1)	65.86		09:48:26.014	
3 -	1:08.980	50.397	1:59.377 (2)	65.74	0.230	09:50:25.391	
4 -	1:09.864	50.544	2:00.408	65.17	1.261	09:52:25.799	
5 -	1:10.223	50.439	2:00.662	65.04	1.515	09:54:26.461	
6 -	1:09.251	50.381	1:59.632 (3)	65.60	0.485	09:56:26.093	
7 -	1:09.520	50.508	2:00.028	65.38	0.881	09:58:26.121	
8 -	1:10.799	51.430	2:02.229	64.20	3.082	10:00:28.350	

P20 63 S		Robert BUSH		Kawasaki NINJA - Legacy Racing			
IDEAL LAP TIME : 2:03.878		BEST LAP TIME : 2:03.983		DIFFERENCE : 0.105			
LAP	SECTOR 1	SECTOR 2	LAP TIME	MPH	DIFF	TIME OF DAY	
1 -		52.271	2:16.526	57.48	12.543	09:46:34.833	
2 -	1:13.884	51.897	2:05.781	62.39	1.798	09:48:40.614	
3 -	1:13.581	51.687	2:05.268 (3)	62.65	1.285	09:50:45.882	
4 -	1:12.685	51.298	2:03.983 (1)	63.29		09:52:49.865	
5 -	1:12.827	51.193	2:04.020 (2)	63.28	0.037	09:54:53.885	
6 -	1:14.994	51.769	2:06.763	61.91	2.780	09:57:00.648	
7 -	1:13.157	52.337	2:05.494	62.53	1.511	09:59:06.142	

BMCRC - MRO Championships 2023 - Rnd 5 @ Cadwell Park

ACU Team Green Junior Cup & Senior Ninja Series

RACE 2 - SECTOR ANALYSIS



SECTOR 1 = FL to I1, SECTOR 2 = I1 to FL, DIFF = Difference To Personal Best Lap, P = Crossed Finish Line in Pit Lane, D = Time Disallowed

P21 23 S		Saskya BUSH		Kawasaki NINJA 300 -			
IDEAL LAP TIME : 2:06.208		BEST LAP TIME : 2:07.891		DIFFERENCE : 1.683			
LAP	SECTOR 1	SECTOR 2	LAP TIME	MPH	DIFF	TIME OF DAY	
1 -		54.614	2:20.508	55.85	12.617	09:46:38.815	
2 -	1:18.148	54.212	2:12.360	59.29	4.469	09:48:51.175	
3 -	1:18.437	53.860	2:12.297	59.32	4.406	09:51:03.472	
4 -	1:16.224	53.989	2:10.213	60.27	2.322	09:53:13.685	
5 -	1:15.368	52.997	2:08.365 (2)	61.13	0.474	09:55:22.050	
6 -	1:13.211	54.680	2:07.891 (1)	61.36		09:57:29.941	
7 -	1:14.992	54.539	2:09.531 (3)	60.58	1.640	09:59:39.472	

P22 34 S		Oliver ARBON		Kawasaki NINJA 400 - tt plumbing and heating			
IDEAL LAP TIME : 1:45.418		BEST LAP TIME : 1:45.524		DIFFERENCE : 0.106			
LAP	SECTOR 1	SECTOR 2	LAP TIME	MPH	DIFF	TIME OF DAY	
1 -		43.958	1:51.379	70.46	5.855	09:46:09.686	
2 -	1:02.010	44.074	1:46.084 (2)	73.97	0.560	09:47:55.770	
3 -	1:02.418	44.337	1:46.755	73.51	1.231	09:49:42.525	
4 -	1:02.477	43.840	1:46.317 (3)	73.81	0.793	09:51:28.842	
5 -	1:01.578	43.946	1:45.524 (1)	74.37		09:53:14.366	
6 -	1:02.179	44.373	1:46.552	73.65	1.028	09:55:00.918	
7 -	1:02.391	44.440	1:46.831	73.46	1.307	09:56:47.749	

P23 12 J		Kees RAMSEY		Kawasaki NINJA 400CC -			
IDEAL LAP TIME : 1:53.179		BEST LAP TIME : 1:53.179		DIFFERENCE : 0.000			
LAP	SECTOR 1	SECTOR 2	LAP TIME	MPH	DIFF	TIME OF DAY	
1 -		49.118	2:06.302	62.13	13.123	09:46:24.609	
2 -	1:07.532	52.178	1:59.710	65.55	6.531	09:48:24.319	
3 -	1:07.599	47.372	1:54.971 (3)	68.26	1.792	09:50:19.290	
4 -	1:06.523	47.376	1:53.899 (2)	68.90	0.720	09:52:13.189	
5 -	1:06.094	47.085	1:53.179 (1)	69.34		09:54:06.368	

P24 35 J		Zack WESTON		Kawasaki NINJA 400 - NW Racing			
IDEAL LAP TIME : 1:46.026		BEST LAP TIME :		DIFFERENCE :			
LAP	SECTOR 1	SECTOR 2	LAP TIME	MPH	DIFF	TIME OF DAY	
1 -		43.808	1:51.043	70.67		09:46:09.350	

P25 31 J		Robbie PARK		Kawasaki NINJA - The Biltong Banter Box			
IDEAL LAP TIME : 1:46.077		BEST LAP TIME :		DIFFERENCE :			
LAP	SECTOR 1	SECTOR 2	LAP TIME	MPH	DIFF	TIME OF DAY	
1 -		44.284	1:52.764	69.59		09:46:11.071	

BMCRC - MRO Championships 2023 - Rnd 5 @ Cadwell Park

ACU Team Green Junior Cup & Senior Ninja Series

RACE 2 - BEST SECTORS

SECTOR 1			SECTOR 2			IDEAL / BEST COMPARISON						
POS	NO	NAME	TIME	NO	NAME	TIME	POS	NO	NAME	IDEAL	BEST	DIFF
									PERFECT LAP	1:44.850		
1	34	ARBON	1:01.578	17	McCABE	43.272	1	17	McCABE	1:45.076	1:45.203	0.127
2	1	ATKINSON	1:01.767	1	ATKINSON	43.483	2	1	ATKINSON	1:45.250	1:45.583	0.333
3	31	PARK	1:01.793	35	WESTON	43.808	3	34	ARBON	1:45.418	1:45.524	0.106
4	17	McCABE	1:01.804	34	ARBON	43.840	4	35	WESTON	1:46.026		
5	191	DANCE	1:02.081	191	DANCE	44.160	5	31	PARK	1:46.077		
6	35	WESTON	1:02.218	31	PARK	44.284	6	191	DANCE	1:46.241	1:46.241	0.000
7	65	BREESE	1:03.053	477	WATT	44.751	7	65	BREESE	1:47.909	1:48.077	0.168
8	77	WHITE	1:03.207	65	BREESE	44.856	8	45	MACKENZIE	1:48.190	1:48.747	0.557
9	45	MACKENZIE	1:03.273	45	MACKENZIE	44.917	9	77	WHITE	1:48.317	1:48.317	0.000
10	477	WATT	1:03.668	77	WHITE	45.110	10	477	WATT	1:48.419	1:48.664	0.245
11	27	BROWN	1:04.871	27	BROWN	45.239	11	27	BROWN	1:50.110	1:50.461	0.351
12	18	HIGGINS	1:04.885	18	HIGGINS	45.360	12	18	HIGGINS	1:50.245	1:50.264	0.019
13	134	SKAYMAN	1:04.978	134	SKAYMAN	45.740	13	134	SKAYMAN	1:50.718	1:51.300	0.582
14	10	BRUNSDON	1:05.081	10	BRUNSDON	45.806	14	10	BRUNSDON	1:50.887	1:50.887	0.000
15	16	LAYTON	1:05.690	7	GARBETT	45.855	15	7	GARBETT	1:51.829	1:51.927	0.098
16	99	WOLFF	1:05.856	16	LAYTON	46.669	16	16	LAYTON	1:52.359	1:53.080	0.721
17	7	GARBETT	1:05.974	75	GREASLEY	46.723	17	99	WOLFF	1:52.823	1:53.749	0.926
18	12	RAMSEY	1:06.094	99	WOLFF	46.967	18	12	RAMSEY	1:53.179	1:53.179	0.000
19	400	THURTL	1:06.561	12	RAMSEY	47.085	19	75	GREASLEY	1:53.811	1:54.724	0.913
20	75	GREASLEY	1:07.088	400	THURTL	47.519	20	400	THURTL	1:54.080	1:54.439	0.359
21	0	COURT	1:07.683	0	COURT	48.152	21	0	COURT	1:55.835	1:56.520	0.685
22	49	CROFT	1:08.710	49	CROFT	48.467	22	49	CROFT	1:57.177	1:57.716	0.539
23	145	BARRETT	1:08.813	145	BARRETT	49.768	23	145	BARRETT	1:58.581	1:59.147	0.566
24	63	BUSH	1:12.685	63	BUSH	51.193	24	63	BUSH	2:03.878	2:03.983	0.105
25	23	BUSH	1:13.211	23	BUSH	52.997	25	23	BUSH	2:06.208	2:07.891	1.683

BMCRC - MRO Championships 2023 - Rnd 5 @ Cadwell Park

ACU Team Green Junior Cup & Senior Ninja Series

RACE 2 - STATISTICS

Competitors Started	25
Planned Start	2023-07-02 @ 09:40:00.000
Actual Start	2023-07-02 @ 09:44:18.306
Finish Time	2023-07-02 @ 09:58:34.837
Track Length	2.1800mi.
Total Laps	180
Total Distance Covered	392.4033mi.

Session Fastest Lap History

NO	CL	NAME	LAP TIME	TIME OF DAY	LAP	VEHICLE
34	S	Oliver ARBON	1:46.084	09:47:55.786	2	Kawasaki NINJA 400
17	J	Harley McCABE	1:45.722	09:47:56.232	2	Kawasaki NINJA 300
17	J	Harley McCABE	1:45.203	09:51:28.169	4	Kawasaki NINJA 300

Session Leader History

NO	CL	NAME	FROM LAP	LAPS LED	DISTANCE	VEHICLE
35	J	Zack WESTON	1	1	2.18 miles	Kawasaki NINJA 400
34	S	Oliver ARBON	2	2	4.36 miles	Kawasaki NINJA 400
17	J	Harley McCABE	4	1	2.18 miles	Kawasaki NINJA 300
34	S	Oliver ARBON	5	3	6.54 miles	Kawasaki NINJA 400
17	J	Harley McCABE	8	1	2.18 miles	Kawasaki NINJA 300

Flag History

TYPE	TIME OF DAY
GREEN	09:44:18.306
FINISH	09:58:34.837

Flag Statistics

TYPE	COUNT	TOTAL LAPS	TOTAL TIME
Green	1	8	16:14.970
Red	0	0	0.000
Safety Car	0	0	0.000
FCY	0	0	0.000

BMCRC - MRO Championships 2023 - Rnd 5 @ Cadwell Park

ACU Team Green Junior Cup & Senior Ninja Series

RACE 2 - STATISTICS

CLASS : J

13 Starters

Fastest Lap History

NO	NAME	LAP TIME	TIME OF DAY	LAP	VEHICLE
17	Harley McCABE	1:45.722	09:47:56.232	2	Kawasaki NINJA 300
17	Harley McCABE	1:45.203	09:51:28.169	4	Kawasaki NINJA 300

Leader History

NO	NAME	FROM LAP	LAPS LED	DISTANCE	VEHICLE
35	Zack WESTON	1	1	2.18 miles	Kawasaki NINJA 400
17	Harley McCABE	2	7	15.26 miles	Kawasaki NINJA 300

BMCRC - MRO Championships 2023 - Rnd 5 @ Cadwell Park

ACU Team Green Junior Cup & Senior Ninja Series

RACE 2 - STATISTICS

CLASS : S

12 Starters

Fastest Lap History

NO	NAME	LAP TIME	TIME OF DAY	LAP	VEHICLE
34	Oliver ARBON	1:46.084	09:47:55.786	2	Kawasaki NINJA 400
1	Phil ATKINSON	1:45.934	09:47:56.827	2	Kawasaki NINJA 400
1	Phil ATKINSON	1:45.798	09:51:29.666	4	Kawasaki NINJA 400
34	Oliver ARBON	1:45.524	09:53:14.381	5	Kawasaki NINJA 400

Leader History

NO	NAME	FROM LAP	LAPS LED	DISTANCE	VEHICLE
34	Oliver ARBON	1	7	15.26 miles	Kawasaki NINJA 400
1	Phil ATKINSON	8	1	2.18 miles	Kawasaki NINJA 400

BMCRC - MRO Championships 2023 - Rnd 5 @ Cadwell Park



ACU Team Green Junior Cup & Senior Ninja Series

RACE 13 - GRID - AMENDED (8 Laps)



ROW 9	25	2:07.891	23	Saskya BUSH	26	11	Freddie BATE	27								
ROW 8					22	1:57.716	49	Ralph CROFT	23	1:59.147	145	Tom BARRETT	24	2:03.983	63	Robert BUSH
ROW 7	19	1:54.439	400	Stuart THURTLÉ	20	1:54.724	75	Mason GREASLEY	21	1:56.520	0	David COURT				
ROW 6					16	1:53.080	16	Aleisha LAYTON	17	1:53.179	12	Kees RAMSEY	18	1:53.749	99	Jack WOLFF
ROW 5	13	1:50.887	10	Mike BRUNSDON	14	1:51.300	134	Toby SKAYMAN	15	1:51.927	7	Kobe GARBETT				
ROW 4					10	1:50.264	18	George HIGGINS	11	1:50.461	31	Robbie PARK	12	1:50.461	27	Ben BROWN
ROW 3	7		35	Zack WESTON	8		1	Phil ATKINSON	9	1:48.747	45	Marley MACKENZIE				
ROW 2					4	1:48.077	65	Konrad BREESE	5	1:48.317	77	Joe WHITE	6	1:48.664	477	Kade WATT
ROW 1	1	1:45.203	17	Harley McCABE	2	1:45.524	34	Oliver ARBON	3	1:46.241	191	Craig DANCE				
Pole																

Cadwell Park: 2.1800 miles

These results are provisional until the conclusion of any judicial and technical matters.

Clerk Of Course :	Stewards :	Timekeeper : <i>Craig Smith</i>
-------------------	------------	------------------------------------

Results can be found at www.tsl-timing.com

Printed - 10:52 Sunday, 02 July 2023



BMCRC - MRO Championships 2023 - Rnd 5 @ Cadwell Park



ACU Team Green Junior Cup & Senior Ninja Series

RACE 13 - CLASSIFICATION

Kawasaki

POS	NO	CL	PIC NAME	ENTRY	LAPS	TIME	GAP	DIFF	MPH	BEST	ON
1	17	J	1 Harley McCABE	Kawasaki NINJA 300 -	6	10:40.771			73.48	1:45.430	4
2	35	J	2 Zack WESTON	Kawasaki NINJA 400 - NW Racing	6	10:44.198	3.427	3.427	73.09	1:45.804	5
3	34	S	1 Oliver ARBON	Kawasaki NINJA 400 - tt plumbing and heating	6	10:45.414	4.643	1.216	72.95	1:45.378	5
4	191	J	3 Craig DANCE	Kawasaki NINJA 400 - 2 brothers scaffolding	6	10:45.534	4.763	0.120	72.94	1:45.971	3
5	1	S	2 Phil ATKINSON	Kawasaki NINJA 400 - ROSE MOT/Q Oil Treatments	6	10:46.157	5.386	0.623	72.87	1:45.298	5
6	31	J	4 Robbie PARK	Kawasaki NINJA - The Biltong Banter Box	6	10:53.628	12.857	7.471	72.04	1:46.534	3
7	45	J	5 Marley MACKENZIE	Kawasaki NINJA - Kirkcaldy Kawasaki, ELPM	6	11:00.063	19.292	6.435	71.33	1:48.539	4
8	477	J	6 Kade WATT	Kawasaki NINJA 400 - JMF Contracts	6	11:00.120	19.349	0.057	71.33	1:48.254	3
9	65	S	3 Konrad BREESE	Kawasaki NINJA 400 - STIHL Racing	6	11:01.031	20.260	0.911	71.23	1:47.744	5
10	77	S	4 Joe WHITE	Kawasaki NINJA 400 - Just In Graphics /MZ CONTR	6	11:01.830	21.059	0.799	71.14	1:48.349	6
11	27	S	5 Ben BROWN	Kawasaki NINJA - Hunts Motorcycles	6	11:02.420	21.649	0.590	71.08	1:48.485	5
12	10	S	6 Mike BRUNSDON	Kawasaki NINJA 400 - Parts Europe	6	11:19.060	38.289	16.640	69.34	1:51.528	3
13	134	J	7 Toby SKAYMAN	Kawasaki EX300 - D & A Home Solutions	6	11:19.271	38.500	0.211	69.32	1:51.459	2
14	7	J	8 Kobe GARBETT	Kawasaki NINJA 400 - Toro Verde	6	11:27.590	46.819	8.319	68.48	1:52.547	5
15	18	J	9 George HIGGINS	Kawasaki NINJA 400 - Aztec Racing	6	11:29.977	49.206	2.387	68.24	1:50.802	3
16	16	J	10 Aleisha LAYTON	Kawasaki NINJA 300 - Bluebell Inn	6	11:34.631	53.860	4.654	67.78	1:53.080	6
17	99	S	7 Jack WOLFF	Kawasaki NINJA 300 - Nym Technologies Racing	6	11:35.748	54.977	1.117	67.68	1:53.405	6
18	49	J	11 Ralph CROFT	Kawasaki NINJA 300 - South Devon Classics	6	11:36.447	55.676	0.699	67.61	1:53.353	4
19	11	J	12 Freddie BATE	Kawasaki NINJA 300 - hartjay	6	11:42.890	1:02.119	6.443	66.99	1:53.965	4
20	400	S	8 Stuart THURTLIE	Kawasaki NINJA 400 - TeamTortoise Racing	6	11:55.154	1:14.383	12.264	65.84	1:56.369	3
21	145	S	9 Tom BARRETT	Kawasaki NINJA -	6	12:11.347	1:30.576	16.193	64.38	1:58.927	2
22	63	S	10 Robert BUSH	Kawasaki NINJA - Legacy Racing	5	10:47.739	1 Lap	1 Lap	60.58	2:06.836	5
23	23	S	11 Saskya BUSH	Kawasaki NINJA 300 -	5	10:53.839	1 Lap	6.100	60.01	2:05.830	4

NOT CLASSIFIED

DNF	12	J	Kees RAMSEY	Kawasaki NINJA 400CC -	4	7:53.725	2 Laps	1 Lap	66.26	1:55.116	4
-----	----	---	-------------	------------------------	---	----------	--------	-------	-------	----------	---

FASTEST LAP

	1	S	Phil ATKINSON	Kawasaki NINJA 400 - ROSE MOT/Q Oil Treatments	5	1:45.298			74.53 mph	119.94 kph	
	17	J	Harley McCABE	Kawasaki NINJA 300 -	4	1:45.430			74.43 mph	119.79 kph	

Class J - 92.5% of Race Speed = 67.96 mph

Class S - 92.5% of Race Speed = 67.47 mph

Weather / Track : Cloudy / Dry

These results are provisional until the conclusion of any judicial and technical matters.

Race Distance: 6 Laps / 13.08 miles

Cadwell Park: 2.1800 miles

Date: 02/07/2023 Start: 16:25 Finish: 16:35

Clerk Of Course :	Stewards :	Timekeeper : <i>Craig Smith</i>
-------------------	------------	------------------------------------

Results can be found at www.tsl-timing.com

Printed - 16:37 Sunday, 02 July 2023



BMCRC - MRO Championships 2023 - Rnd 5 @ Cadwell Park

ACU Team Green Junior Cup & Senior Ninja Series

RACE 13 - LAP CHART

LAP 1 @ 16:26:53.964

NO	BEHIND	LAP TIME
17		1:51.308
34	1.982	1:53.290
35	2.083	1:53.391
191	2.476	1:53.784
31	2.628	1:53.936
65	3.990	1:55.298
1	4.044	1:55.352
477	4.261	1:55.569
45	5.324	1:56.632
77	5.649	1:56.957
27	6.009	1:57.317
10	7.167	1:58.475
134	8.184	1:59.492
18	8.477	1:59.785
16	10.903	2:02.211
7	10.990	2:02.298
12	12.430	2:03.738
99	12.748	2:04.056
11	13.647	2:04.955
49	13.770	2:05.078
400	15.791	2:07.099
145	16.818	2:08.126
63	25.465	2:16.773
23	29.990	2:21.298

LAP 2 @ 16:28:39.604

NO	BEHIND	LAP TIME
17		1:45.640
35	2.508	1:46.065
191	3.005	1:46.169
34	3.701	1:47.359
31	4.031	1:47.043
1	4.602	1:46.198
65	8.034	1:49.684
45	8.379	1:48.695
477	8.424	1:49.803
77	9.120	1:49.111
27	9.276	1:48.907
10	13.262	1:51.735
134	14.003	1:51.459
18	14.089	1:51.252
7	18.432	1:53.082
16	20.519	1:55.256
99	22.455	1:55.347
11	23.942	1:55.935
49	24.377	1:56.247
12	26.135	1:59.345
400	27.550	1:57.399
145	30.105	1:58.927
63	46.990	2:07.165
23	55.202	2:10.852

LAP 3 @ 16:30:25.706

NO	BEHIND	LAP TIME
17		1:46.102
35	2.532	1:46.126
191	2.874	1:45.971
34	4.042	1:46.443
31	4.463	1:46.534
1	4.503	1:46.003
477	10.576	1:48.254
45	10.931	1:48.654

65	12.092	1:50.160
27	12.210	1:49.036
77	12.472	1:49.454
10	18.688	1:51.528
18	18.789	1:50.802
134	20.085	1:52.184
7	25.311	1:52.981
16	29.265	1:54.848
99	30.493	1:54.140
49	31.973	1:53.698
11	32.594	1:54.754
12	35.559	1:55.526
400	37.817	1:56.369
145	43.694	1:59.691
63	1:08.657	2:07.769
23	1:17.340	2:08.240

LAP 4 @ 16:32:11.136

NO	BEHIND	LAP TIME
17		1:45.430
35	3.210	1:46.108
191	3.483	1:46.039
34	4.677	1:46.065
1	5.190	1:46.117
31	7.348	1:48.315
477	13.633	1:48.487
45	14.040	1:48.539
65	15.812	1:49.150
77	16.601	1:49.559
27	16.800	1:50.020
18	24.782	1:51.423
10	26.548	1:53.290
134	26.580	1:51.925
7	32.971	1:53.090
16	38.778	1:54.943
99	39.462	1:54.399
49	39.896	1:53.353
11	41.129	1:53.965
12	45.245	1:55.116
400	49.458	1:57.071
145	58.731	2:00.467
63	1:32.423	2:09.196
23	1:37.740	2:05.830

LAP 5 @ 16:33:56.800

NO	BEHIND	LAP TIME
17		1:45.664
35	3.350	1:45.804
191	4.029	1:46.210
34	4.391	1:45.378
1	4.824	1:45.298
31	9.844	1:48.160
477	16.908	1:48.939
45	17.087	1:48.711
65	17.892	1:47.744
77	19.337	1:48.400
27	19.621	1:48.485
134	32.698	1:51.782
10	33.094	1:52.210
7	39.854	1:52.547
18	43.759	2:04.641
16	47.407	1:54.293
99	48.199	1:54.401
49	48.769	1:54.537
11	51.271	1:55.806

LAP 6 @ 16:35:43.427

NO	BEHIND	LAP TIME
17		1:46.627
35	3.427	1:46.704
34	4.643	1:46.879
191	4.763	1:47.361
1	5.386	1:47.189
63	1 Lap	2:06.836
31	12.857	1:49.640
23	1 Lap	2:07.619
45	19.292	1:48.832
477	19.349	1:49.068
65	20.260	1:48.995
77	21.059	1:48.349
27	21.649	1:48.655
10	38.289	1:51.822
134	38.500	1:52.429
7	46.819	1:53.592
18	49.206	1:52.074
16	53.860	1:53.080
99	54.977	1:53.405
49	55.676	1:53.534
11	1:02.119	1:57.475
400	1:14.383	1:57.903
145	1:30.576	2:02.203

BMCRC - MRO Championships 2023 - Rnd 5 @ Cadwell Park

ACU Team Green Junior Cup & Senior Ninja Series

RACE 13 - POSITION CHART

No	Name	Lap Pos	Lap					
			1	2	3	4	5	6
17	McCABE	1	17	17	17	17	17	17
34	ARBON	2	34	35	35	35	35	35
191	DANCE	3	35	191	191	191	191	34
65	BREESE	4	191	34	34	34	34	191
77	WHITE	5	31	31	31	1	1	1
477	WATT	6	65	1	1	31	31	31
35	WESTON	7	1	65	477	477	477	45
1	ATKINSON	8	477	45	45	45	45	477
45	MACKENZIE	9	45	477	65	65	65	65
18	HIGGINS	10	77	77	27	77	77	77
31	PARK	11	27	27	77	27	27	27
27	BROWN	12	10	10	10	18	134	10
10	BRUNSDON	13	134	134	18	10	10	134
134	SKAYMAN	14	18	18	134	134	7	7
7	GARBETT	15	16	7	7	7	18	18
16	LAYTON	16	7	16	16	16	16	16
12	RAMSEY	17	12	99	99	99	99	99
99	WOLFF	18	99	11	49	49	49	49
400	THURTL	19	11	49	11	11	11	11
49	CROFT	20	49	12	12	12	400	400
145	BARRETT	21	400	400	400	400	145	145
63	BUSH	22	145	145	145	145	63	
23	BUSH	23	63	63	63	63	23	
11	BATE	24	23	23	23	23		

BMCRC - MRO Championships 2023 - Rnd 5 @ Cadwell Park

ACU Team Green Junior Cup & Senior Ninja Series

RACE 13 - SECTOR ANALYSIS



SECTOR 1 = FL to I1, SECTOR 2 = I1 to FL, DIFF = Difference To Personal Best Lap, P = Crossed Finish Line in Pit Lane, D = Time Disallowed

P1 17 J Harley McCABE		Kawasaki NINJA 300 -				
IDEAL LAP TIME : 1:45.412		BEST LAP TIME : 1:45.430		DIFFERENCE : 0.018		
LAP	SECTOR 1	SECTOR 2	LAP TIME	MPH	DIFF	TIME OF DAY
1 -		43.544	1:51.308	70.50	5.878	16:26:53.964
2 -	1:02.311	43.329	1:45.640 (2)	74.29	0.210	16:28:39.604
3 -	1:02.815	43.287	1:46.102	73.96	0.672	16:30:25.706
4 -	1:02.186	43.244	1:45.430 (1)	74.43		16:32:11.136
5 -	1:02.438	43.226	1:45.664 (3)	74.27	0.234	16:33:56.800
6 -	1:02.505	44.122	1:46.627	73.60	1.197	16:35:43.427

P2 35 J Zack WESTON		Kawasaki NINJA 400 - NW Racing				
IDEAL LAP TIME : 1:45.570		BEST LAP TIME : 1:45.804		DIFFERENCE : 0.234		
LAP	SECTOR 1	SECTOR 2	LAP TIME	MPH	DIFF	TIME OF DAY
1 -		44.970	1:53.391	69.21	7.587	16:26:56.047
2 -	1:02.412	43.653	1:46.065 (2)	73.99	0.261	16:28:42.112
3 -	1:02.193	43.933	1:46.126	73.95	0.322	16:30:28.238
4 -	1:01.948	44.160	1:46.108 (3)	73.96	0.304	16:32:14.346
5 -	1:02.134	43.670	1:45.804 (1)	74.17		16:34:00.150
6 -	1:01.917	44.787	1:46.704	73.54	0.900	16:35:46.854

P3 34 S Oliver ARBON		Kawasaki NINJA 400 - tt plumbing and heating				
IDEAL LAP TIME : 1:45.287		BEST LAP TIME : 1:45.378		DIFFERENCE : 0.091		
LAP	SECTOR 1	SECTOR 2	LAP TIME	MPH	DIFF	TIME OF DAY
1 -		45.067	1:53.290	69.27	7.912	16:26:55.946
2 -	1:03.004	44.355	1:47.359	73.10	1.981	16:28:43.305
3 -	1:01.929	44.514	1:46.443 (3)	73.73	1.065	16:30:29.748
4 -	1:01.802	44.263	1:46.065 (2)	73.99	0.687	16:32:15.813
5 -	1:01.745	43.633	1:45.378 (1)	74.47		16:34:01.191
6 -	1:01.654	45.225	1:46.879	73.42	1.501	16:35:48.070

P4 191 J Craig DANCE		Kawasaki NINJA 400 - 2 brothers scaffolding				
IDEAL LAP TIME : 1:45.649		BEST LAP TIME : 1:45.971		DIFFERENCE : 0.322		
LAP	SECTOR 1	SECTOR 2	LAP TIME	MPH	DIFF	TIME OF DAY
1 -		45.226	1:53.784	68.97	7.813	16:26:56.440
2 -	1:02.276	43.893	1:46.169 (3)	73.92	0.198	16:28:42.609
3 -	1:01.919	44.052	1:45.971 (1)	74.05		16:30:28.580
4 -	1:02.309	43.730	1:46.039 (2)	74.01	0.068	16:32:14.619
5 -	1:02.335	43.875	1:46.210	73.89	0.239	16:34:00.829
6 -	1:02.649	44.712	1:47.361	73.09	1.390	16:35:48.190

P5 1 S Phil ATKINSON		Kawasaki NINJA 400 - ROSE MOT/Q Oil Treatments				
IDEAL LAP TIME : 1:45.298		BEST LAP TIME : 1:45.298		DIFFERENCE : 0.000		
LAP	SECTOR 1	SECTOR 2	LAP TIME	MPH	DIFF	TIME OF DAY
1 -		45.257	1:55.352	68.03	10.054	16:26:58.008
2 -	1:02.575	43.623	1:46.198	73.90	0.900	16:28:44.206
3 -	1:02.263	43.740	1:46.003 (2)	74.03	0.705	16:30:30.209
4 -	1:01.859	44.258	1:46.117 (3)	73.95	0.819	16:32:16.326
5 -	1:01.804	43.494	1:45.298 (1)	74.53		16:34:01.624
6 -	1:01.965	45.224	1:47.189	73.21	1.891	16:35:48.813

P6 31 J Robbie PARK		Kawasaki NINJA - The Biltong Banter Box				
IDEAL LAP TIME : 1:46.534		BEST LAP TIME : 1:46.534		DIFFERENCE : 0.000		
LAP	SECTOR 1	SECTOR 2	LAP TIME	MPH	DIFF	TIME OF DAY
1 -		44.955	1:53.936	68.88	7.402	16:26:56.592
2 -	1:02.509	44.534	1:47.043 (2)	73.31	0.509	16:28:43.635
3 -	1:02.352	44.182	1:46.534 (1)	73.66		16:30:30.169
4 -	1:03.291	45.024	1:48.315	72.45	1.781	16:32:18.484
5 -	1:03.078	45.082	1:48.160 (3)	72.55	1.626	16:34:06.644
6 -	1:04.013	45.627	1:49.640	71.58	3.106	16:35:56.284

BMCRC - MRO Championships 2023 - Rnd 5 @ Cadwell Park

ACU Team Green Junior Cup & Senior Ninja Series

RACE 13 - SECTOR ANALYSIS



SECTOR 1 = FL to I1, SECTOR 2 = I1 to FL, DIFF = Difference To Personal Best Lap, P = Crossed Finish Line in Pit Lane, D = Time Disallowed

P7 45 J		Marley MACKENZIE		Kawasaki NINJA - Kirkcaldy Kawasaki, ELPM		
IDEAL LAP TIME : 1:47.343		BEST LAP TIME : 1:48.539		DIFFERENCE : 1.196		
LAP	SECTOR 1	SECTOR 2	LAP TIME	MPH	DIFF	TIME OF DAY
1 -		45.012	1:56.632	67.28	8.093	16:26:59.288
2 -	1:02.868	45.827	1:48.695 (3)	72.20	0.156	16:28:47.983
3 -	1:03.698	44.956	1:48.654 (2)	72.22	0.115	16:30:36.637
4 -	1:03.860	44.679	1:48.539 (1)	72.30		16:32:25.176
5 -	1:03.958	44.753	1:48.711	72.19	0.172	16:34:13.887
6 -	1:04.357	44.475	1:48.832	72.11	0.293	16:36:02.719

P8 477 J		Kade WATT		Kawasaki NINJA 400 - JMF Contracts		
IDEAL LAP TIME : 1:47.969		BEST LAP TIME : 1:48.254		DIFFERENCE : 0.285		
LAP	SECTOR 1	SECTOR 2	LAP TIME	MPH	DIFF	TIME OF DAY
1 -		45.116	1:55.569	67.90	7.315	16:26:58.225
2 -	1:03.599	46.204	1:49.803	71.47	1.549	16:28:48.028
3 -	1:03.426	44.828	1:48.254 (1)	72.49		16:30:36.282
4 -	1:03.944	44.543	1:48.487 (2)	72.34	0.233	16:32:24.769
5 -	1:04.202	44.737	1:48.939 (3)	72.04	0.685	16:34:13.708
6 -	1:04.369	44.699	1:49.068	71.95	0.814	16:36:02.776

P9 65 S		Konrad BREESE		Kawasaki NINJA 400 - STIHL Racing		
IDEAL LAP TIME : 1:47.744		BEST LAP TIME : 1:47.744		DIFFERENCE : 0.000		
LAP	SECTOR 1	SECTOR 2	LAP TIME	MPH	DIFF	TIME OF DAY
1 -		45.537	1:55.298	68.06	7.554	16:26:57.954
2 -	1:03.506	46.178	1:49.684	71.55	1.940	16:28:47.638
3 -	1:04.343	45.817	1:50.160	71.24	2.416	16:30:37.798
4 -	1:03.861	45.289	1:49.150 (3)	71.90	1.406	16:32:26.948
5 -	1:02.770	44.974	1:47.744 (1)	72.83		16:34:14.692
6 -	1:03.757	45.238	1:48.995 (2)	72.00	1.251	16:36:03.687

P10 77 S		Joe WHITE		Kawasaki NINJA 400 - Just In Graphics /MZ CONTRACTS/ Silver		
IDEAL LAP TIME : 1:48.299		BEST LAP TIME : 1:48.349		DIFFERENCE : 0.050		
LAP	SECTOR 1	SECTOR 2	LAP TIME	MPH	DIFF	TIME OF DAY
1 -		45.858	1:56.957	67.10	8.608	16:26:59.613
2 -	1:03.469	45.642	1:49.111 (3)	71.92	0.762	16:28:48.724
3 -	1:04.001	45.453	1:49.454	71.70	1.105	16:30:38.178
4 -	1:04.165	45.394	1:49.559	71.63	1.210	16:32:27.737
5 -	1:03.463	44.937	1:48.400 (2)	72.39	0.051	16:34:16.137
6 -	1:03.362	44.987	1:48.349 (1)	72.43		16:36:04.486

P11 27 S		Ben BROWN		Kawasaki NINJA - Hunts Motorcycles		
IDEAL LAP TIME : 1:48.185		BEST LAP TIME : 1:48.485		DIFFERENCE : 0.300		
LAP	SECTOR 1	SECTOR 2	LAP TIME	MPH	DIFF	TIME OF DAY
1 -		45.656	1:57.317	66.89	8.832	16:26:59.973
2 -	1:03.579	45.328	1:48.907 (3)	72.06	0.422	16:28:48.880
3 -	1:03.529	45.507	1:49.036	71.97	0.551	16:30:37.916
4 -	1:04.801	45.219	1:50.020	71.33	1.535	16:32:27.936
5 -	1:03.610	44.875	1:48.485 (1)	72.34		16:34:16.421
6 -	1:03.999	44.656	1:48.655 (2)	72.22	0.170	16:36:05.076

P12 10 S		Mike BRUNSDON		Kawasaki NINJA 400 - Parts Europe		
IDEAL LAP TIME : 1:51.501		BEST LAP TIME : 1:51.528		DIFFERENCE : 0.027		
LAP	SECTOR 1	SECTOR 2	LAP TIME	MPH	DIFF	TIME OF DAY
1 -		46.325	1:58.475	66.24	6.947	16:27:01.131
2 -	1:05.197	46.538	1:51.735 (2)	70.23	0.207	16:28:52.866
3 -	1:05.224	46.304	1:51.528 (1)	70.36		16:30:44.394
4 -	1:06.565	46.725	1:53.290	69.27	1.762	16:32:37.684
5 -	1:05.569	46.641	1:52.210	69.94	0.682	16:34:29.894
6 -	1:05.293	46.529	1:51.822 (3)	70.18	0.294	16:36:21.716

BMCRC - MRO Championships 2023 - Rnd 5 @ Cadwell Park

ACU Team Green Junior Cup & Senior Ninja Series

RACE 13 - SECTOR ANALYSIS



SECTOR 1 = FL to I1, SECTOR 2 = I1 to FL, DIFF = Difference To Personal Best Lap, P = Crossed Finish Line in Pit Lane, D = Time Disallowed

P13 134 J		Toby SKAYMAN		Kawasaki EX300 - D & A Home Solutions			
IDEAL LAP TIME : 1:51.154		BEST LAP TIME : 1:51.459		DIFFERENCE : 0.305			
LAP	SECTOR 1	SECTOR 2	LAP TIME	MPH	DIFF	TIME OF DAY	
1 -		46.423	1:59.492	65.67	8.033	16:27:02.148	
2 -	1:05.339	46.120	1:51.459 (1)	70.41		16:28:53.607	
3 -	1:06.369	45.815	1:52.184	69.95	0.725	16:30:45.791	
4 -	1:06.011	45.914	1:51.925 (3)	70.11	0.466	16:32:37.716	
5 -	1:05.699	46.083	1:51.782 (2)	70.20	0.323	16:34:29.498	
6 -	1:05.821	46.608	1:52.429	69.80	0.970	16:36:21.927	

P14 7 J		Kobe GARBETT		Kawasaki NINJA 400 - Toro Verde			
IDEAL LAP TIME : 1:52.547		BEST LAP TIME : 1:52.547		DIFFERENCE : 0.000			
LAP	SECTOR 1	SECTOR 2	LAP TIME	MPH	DIFF	TIME OF DAY	
1 -		47.344	2:02.298	64.17	9.751	16:27:04.954	
2 -	1:07.210	45.872	1:53.082 (3)	69.40	0.535	16:28:58.036	
3 -	1:07.003	45.978	1:52.981 (2)	69.46	0.434	16:30:51.017	
4 -	1:07.078	46.012	1:53.090	69.39	0.543	16:32:44.107	
5 -	1:06.766	45.781	1:52.547 (1)	69.73		16:34:36.654	
6 -	1:07.193	46.399	1:53.592	69.08	1.045	16:36:30.246	

P15 18 J		George HIGGINS		Kawasaki NINJA 400 - Aztec Racing			
IDEAL LAP TIME : 1:50.633		BEST LAP TIME : 1:50.802		DIFFERENCE : 0.169			
LAP	SECTOR 1	SECTOR 2	LAP TIME	MPH	DIFF	TIME OF DAY	
1 -		46.995	1:59.785	65.51	8.983	16:27:02.441	
2 -	1:05.405	45.847	1:51.252 (2)	70.54	0.450	16:28:53.693	
3 -	1:04.875	45.927	1:50.802 (1)	70.82		16:30:44.495	
4 -	1:05.665	45.758	1:51.423 (3)	70.43	0.621	16:32:35.918	
5 -	1:18.203	46.438	2:04.641	62.96	13.839	16:34:40.559	
6 -	1:05.840	46.234	1:52.074	70.02	1.272	16:36:32.633	

P16 16 J		Aleisha LAYTON		Kawasaki NINJA 300 - Bluebell Inn			
IDEAL LAP TIME : 1:53.080		BEST LAP TIME : 1:53.080		DIFFERENCE : 0.000			
LAP	SECTOR 1	SECTOR 2	LAP TIME	MPH	DIFF	TIME OF DAY	
1 -		48.045	2:02.211	64.21	9.131	16:27:04.867	
2 -	1:07.702	47.554	1:55.256	68.09	2.176	16:29:00.123	
3 -	1:06.965	47.883	1:54.848 (3)	68.33	1.768	16:30:54.971	
4 -	1:06.663	48.280	1:54.943	68.27	1.863	16:32:49.914	
5 -	1:06.480	47.813	1:54.293 (2)	68.66	1.213	16:34:44.207	
6 -	1:05.772	47.308	1:53.080 (1)	69.40		16:36:37.287	

P17 99 S		Jack WOLFF		Kawasaki NINJA 300 - Nym Technologies Racing			
IDEAL LAP TIME : 1:53.307		BEST LAP TIME : 1:53.405		DIFFERENCE : 0.098			
LAP	SECTOR 1	SECTOR 2	LAP TIME	MPH	DIFF	TIME OF DAY	
1 -		48.228	2:04.056	63.26	10.651	16:27:06.712	
2 -	1:07.803	47.544	1:55.347	68.03	1.942	16:29:02.059	
3 -	1:06.693	47.447	1:54.140 (2)	68.75	0.735	16:30:56.199	
4 -	1:06.981	47.418	1:54.399 (3)	68.60	0.994	16:32:50.598	
5 -	1:07.074	47.327	1:54.401	68.60	0.996	16:34:44.999	
6 -	1:05.980	47.425	1:53.405 (1)	69.20		16:36:38.404	

P18 49 J		Ralph CROFT		Kawasaki NINJA 300 - South Devon Classics			
IDEAL LAP TIME : 1:53.353		BEST LAP TIME : 1:53.353		DIFFERENCE : 0.000			
LAP	SECTOR 1	SECTOR 2	LAP TIME	MPH	DIFF	TIME OF DAY	
1 -		48.208	2:05.078	62.74	11.725	16:27:07.734	
2 -	1:08.011	48.236	1:56.247	67.51	2.894	16:29:03.981	
3 -	1:06.561	47.137	1:53.698 (3)	69.02	0.345	16:30:57.679	
4 -	1:06.387	46.966	1:53.353 (1)	69.23		16:32:51.032	
5 -	1:07.286	47.251	1:54.537	68.51	1.184	16:34:45.569	
6 -	1:06.418	47.116	1:53.534 (2)	69.12	0.181	16:36:39.103	

BMCRC - MRO Championships 2023 - Rnd 5 @ Cadwell Park

ACU Team Green Junior Cup & Senior Ninja Series

RACE 13 - SECTOR ANALYSIS



SECTOR 1 = FL to I1, SECTOR 2 = I1 to FL, DIFF = Difference To Personal Best Lap, P = Crossed Finish Line in Pit Lane, D = Time Disallowed

P19 11 J		Freddie BATE		Kawasaki NINJA 300 - hartjay		
IDEAL LAP TIME : 1:53.965		BEST LAP TIME : 1:53.965		DIFFERENCE : 0.000		
LAP	SECTOR 1	SECTOR 2	LAP TIME	MPH	DIFF	TIME OF DAY
1 -		48.628	2:04.955	62.80	10.990	16:27:07.611
2 -	1:07.353	48.582	1:55.935	67.69	1.970	16:29:03.546
3 -	1:07.294	47.460	1:54.754 (2)	68.39	0.789	16:30:58.300
4 -	1:06.823	47.142	1:53.965 (1)	68.86		16:32:52.265
5 -	1:08.077	47.729	1:55.806 (3)	67.76	1.841	16:34:48.071
6 -	1:09.123	48.352	1:57.475	66.80	3.510	16:36:45.546

P20 400 S		Stuart THURTLÉ		Kawasaki NINJA 400 - TeamTortoise Racing		
IDEAL LAP TIME : 1:56.369		BEST LAP TIME : 1:56.369		DIFFERENCE : 0.000		
LAP	SECTOR 1	SECTOR 2	LAP TIME	MPH	DIFF	TIME OF DAY
1 -		48.985	2:07.099	61.74	10.730	16:27:09.755
2 -	1:08.055	49.344	1:57.399 (3)	66.84	1.030	16:29:07.154
3 -	1:07.516	48.853	1:56.369 (1)	67.44		16:31:03.523
4 -	1:07.967	49.104	1:57.071 (2)	67.03	0.702	16:33:00.594
5 -	1:10.198	49.115	1:59.313	65.77	2.944	16:34:59.907
6 -	1:08.290	49.613	1:57.903	66.56	1.534	16:36:57.810

P21 145 S		Tom BARRETT		Kawasaki NINJA -		
IDEAL LAP TIME : 1:58.927		BEST LAP TIME : 1:58.927		DIFFERENCE : 0.000		
LAP	SECTOR 1	SECTOR 2	LAP TIME	MPH	DIFF	TIME OF DAY
1 -		50.388	2:08.126	61.25	9.199	16:27:10.782
2 -	1:08.618	50.309	1:58.927 (1)	65.99		16:29:09.709
3 -	1:09.008	50.683	1:59.691 (2)	65.56	0.764	16:31:09.400
4 -	1:09.449	51.018	2:00.467 (3)	65.14	1.540	16:33:09.867
5 -	1:10.758	51.175	2:01.933	64.36	3.006	16:35:11.800
6 -	1:10.319	51.884	2:02.203	64.22	3.276	16:37:14.003

P22 63 S		Robert BUSH		Kawasaki NINJA - Legacy Racing		
IDEAL LAP TIME : 2:06.639		BEST LAP TIME : 2:06.836		DIFFERENCE : 0.197		
LAP	SECTOR 1	SECTOR 2	LAP TIME	MPH	DIFF	TIME OF DAY
1 -		54.090	2:16.773	57.37	9.937	16:27:19.429
2 -	1:14.295	52.870	2:07.165 (2)	61.71	0.329	16:29:26.594
3 -	1:14.880	52.889	2:07.769 (3)	61.42	0.933	16:31:34.363
4 -	1:15.980	53.216	2:09.196	60.74	2.360	16:33:43.559
5 -	1:13.769	53.067	2:06.836 (1)	61.87		16:35:50.395

P23 23 S		Saskya BUSH		Kawasaki NINJA 300 -		
IDEAL LAP TIME : 2:05.830		BEST LAP TIME : 2:05.830		DIFFERENCE : 0.000		
LAP	SECTOR 1	SECTOR 2	LAP TIME	MPH	DIFF	TIME OF DAY
1 -		55.171	2:21.298	55.54	15.468	16:27:23.954
2 -	1:17.171	53.681	2:10.852	59.97	5.022	16:29:34.806
3 -	1:15.643	52.597	2:08.240 (3)	61.19	2.410	16:31:43.046
4 -	1:14.197	51.633	2:05.830 (1)	62.37		16:33:48.876
5 -	1:14.818	52.801	2:07.619 (2)	61.49	1.789	16:35:56.495

P24 12 J		Kees RAMSEY		Kawasaki NINJA 400CC -		
IDEAL LAP TIME : 1:55.116		BEST LAP TIME : 1:55.116		DIFFERENCE : 0.000		
LAP	SECTOR 1	SECTOR 2	LAP TIME	MPH	DIFF	TIME OF DAY
1 -		48.059	2:03.738	63.42	8.622	16:27:06.394
2 -	1:07.862	51.483	1:59.345 (3)	65.75	4.229	16:29:05.739
3 -	1:07.533	47.993	1:55.526 (2)	67.93	0.410	16:31:01.265
4 -	1:07.365	47.751	1:55.116 (1)	68.17		16:32:56.381

BMCRC - MRO Championships 2023 - Rnd 5 @ Cadwell Park

ACU Team Green Junior Cup & Senior Ninja Series

RACE 13 - BEST SECTORS

SECTOR 1			SECTOR 2			IDEAL / BEST COMPARISON						
POS	NO	NAME	TIME	NO	NAME	TIME	POS	NO	NAME	IDEAL	BEST	DIFF
									PERFECT LAP	1:44.880		
1	34	ARBON	1:01.654	17	McCABE	43.226	1	34	ARBON	1:45.287	1:45.378	0.091
2	1	ATKINSON	1:01.804	1	ATKINSON	43.494	2	1	ATKINSON	1:45.298	1:45.298	0.000
3	35	WESTON	1:01.917	34	ARBON	43.633	3	17	McCABE	1:45.412	1:45.430	0.018
4	191	DANCE	1:01.919	35	WESTON	43.653	4	35	WESTON	1:45.570	1:45.804	0.234
5	17	McCABE	1:02.186	191	DANCE	43.730	5	191	DANCE	1:45.649	1:45.971	0.322
6	31	PARK	1:02.352	31	PARK	44.182	6	31	PARK	1:46.534	1:46.534	0.000
7	65	BREESE	1:02.770	45	MACKENZIE	44.475	7	45	MACKENZIE	1:47.343	1:48.539	1.196
8	45	MACKENZIE	1:02.868	477	WATT	44.543	8	65	BREESE	1:47.744	1:47.744	0.000
9	77	WHITE	1:03.362	27	BROWN	44.656	9	477	WATT	1:47.969	1:48.254	0.285
10	477	WATT	1:03.426	77	WHITE	44.937	10	27	BROWN	1:48.185	1:48.485	0.300
11	27	BROWN	1:03.529	65	BREESE	44.974	11	77	WHITE	1:48.299	1:48.349	0.050
12	18	HIGGINS	1:04.875	18	HIGGINS	45.758	12	18	HIGGINS	1:50.633	1:50.802	0.169
13	10	BRUNSDON	1:05.197	7	GARBETT	45.781	13	134	SKAYMAN	1:51.154	1:51.459	0.305
14	134	SKAYMAN	1:05.339	134	SKAYMAN	45.815	14	10	BRUNSDON	1:51.501	1:51.528	0.027
15	16	LAYTON	1:05.772	10	BRUNSDON	46.304	15	7	GARBETT	1:52.547	1:52.547	0.000
16	99	WOLFF	1:05.980	49	CROFT	46.966	16	16	LAYTON	1:53.080	1:53.080	0.000
17	49	CROFT	1:06.387	11	BATE	47.142	17	99	WOLFF	1:53.307	1:53.405	0.098
18	7	GARBETT	1:06.766	16	LAYTON	47.308	18	49	CROFT	1:53.353	1:53.353	0.000
19	11	BATE	1:06.823	99	WOLFF	47.327	19	11	BATE	1:53.965	1:53.965	0.000
20	12	RAMSEY	1:07.365	12	RAMSEY	47.751	20	12	RAMSEY	1:55.116	1:55.116	0.000
21	400	THURTL	1:07.516	400	THURTL	48.853	21	400	THURTL	1:56.369	1:56.369	0.000
22	145	BARRETT	1:08.618	145	BARRETT	50.309	22	145	BARRETT	1:58.927	1:58.927	0.000
23	63	BUSH	1:13.769	23	BUSH	51.633	23	23	BUSH	2:05.830	2:05.830	0.000
24	23	BUSH	1:14.197	63	BUSH	52.870	24	63	BUSH	2:06.639	2:06.836	0.197

BMCRC - MRO Championships 2023 - Rnd 5 @ Cadwell Park

ACU Team Green Junior Cup & Senior Ninja Series

RACE 13 - STATISTICS

Competitors Started 24
Planned Start 2023-07-02 @ 16:20:00.000
Actual Start 2023-07-02 @ 16:25:02.655
Finish Time 2023-07-02 @ 16:35:43.426
Track Length 2.1800mi.
Total Laps 140
Total Distance Covered 305.2026mi.

Session Fastest Lap History

NO	CL	NAME	LAP TIME	TIME OF DAY	LAP	VEHICLE
17	J	Harley McCABE	1:45.640	16:28:39.624	2	Kawasaki NINJA 300
17	J	Harley McCABE	1:45.430	16:32:11.154	4	Kawasaki NINJA 300
34	S	Oliver ARBON	1:45.378	16:34:01.207	5	Kawasaki NINJA 400
1	S	Phil ATKINSON	1:45.298	16:34:01.635	5	Kawasaki NINJA 400

Session Leader History

NO	CL	NAME	FROM LAP	LAPS LED	DISTANCE	VEHICLE
17	J	Harley McCABE	1	6	13.08 miles	Kawasaki NINJA 300

Flag History

TYPE	TIME OF DAY
GREEN	16:25:02.655
FINISH	16:35:43.426

Flag Statistics

TYPE	COUNT	TOTAL LAPS	TOTAL TIME
Green	1	6	12:13.537
Red	0	0	0.000
Safety Car	0	0	0.000
FCY	0	0	0.000

BMCRC - MRO Championships 2023 - Rnd 5 @ Cadwell Park

ACU Team Green Junior Cup & Senior Ninja Series

RACE 13 - STATISTICS

CLASS : J

13 Starters

Fastest Lap History

NO	NAME	LAP TIME	TIME OF DAY	LAP	VEHICLE
17	Harley McCABE	1:45.640	16:28:39.624	2	Kawasaki NINJA 300
17	Harley McCABE	1:45.430	16:32:11.154	4	Kawasaki NINJA 300

Leader History

NO	NAME	FROM LAP	LAPS LED	DISTANCE	VEHICLE
17	Harley McCABE	1	6	13.08 miles	Kawasaki NINJA 300

BMCRC - MRO Championships 2023 - Rnd 5 @ Cadwell Park

ACU Team Green Junior Cup & Senior Ninja Series

RACE 13 - STATISTICS

CLASS : S

11 Starters

Fastest Lap History

NO	NAME	LAP TIME	TIME OF DAY	LAP	VEHICLE
34	Oliver ARBON	1:47.359	16:28:43.321	2	Kawasaki NINJA 400
1	Phil ATKINSON	1:46.198	16:28:44.217	2	Kawasaki NINJA 400
1	Phil ATKINSON	1:46.003	16:30:30.209	3	Kawasaki NINJA 400
34	Oliver ARBON	1:45.378	16:34:01.207	5	Kawasaki NINJA 400
1	Phil ATKINSON	1:45.298	16:34:01.635	5	Kawasaki NINJA 400

Leader History

NO	NAME	FROM LAP	LAPS LED	DISTANCE	VEHICLE
34	Oliver ARBON	1	6	13.08 miles	Kawasaki NINJA 400



REACTIVE PARTS MRO POWERBIKES inc CIGMA RACING CLUBMAN 1000



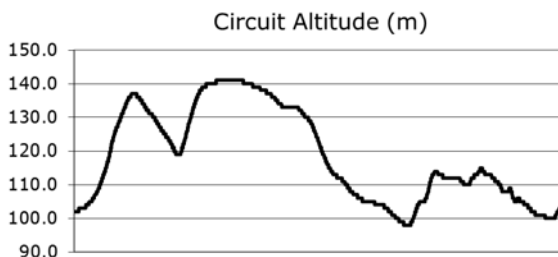
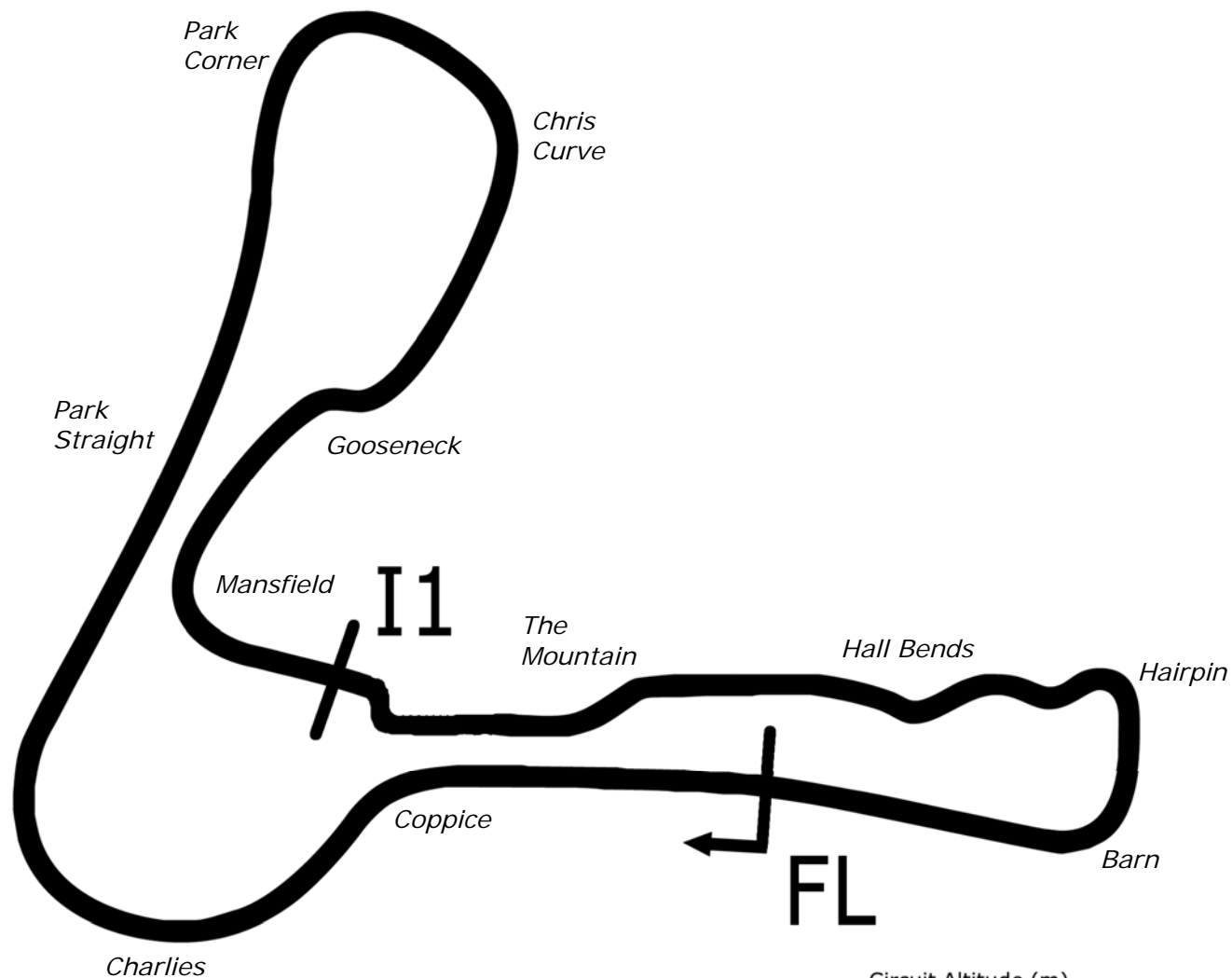
BMCRC-MRO Championships - Round 5
Cadwell Park
1st / 2nd July 2023



Timing & Results Provided by Timing Solutions Ltd

www.tsl-timing.com

Cadwell Park



Length	2.1800 miles	3508.4 m	
FL		53.31024 N	0.05940 W
I1	2330m	53.30708 N	0.06270 W
Pit Entry	3472m	53.31103 N	0.05889 W
Pit Exit	0m after FL	53.31030 N	0.05940 W
Pit Entry-Pit Exit 92m, 6.6s @50kph, 5.5s @60kph			

All results available at www.tsl-timing.com



BMCRC - MRO Championships 2023 - Rnd 5 @ Cadwell Park

Reactive Parts MRO Powerbikes inc Clubman 1000 & Thunderbike Ultra QUALIFYING - CLASSIFICATION



POS	NO	CL	PIC NAME	ENTRY	TIME	ON	LAPS	GAP	DIFF	MPH
1	800	U	1 Morgan CREASEY	Suzuki GSXR 1000 K7 - Warics Ltd	1:37.496	6	6			80.49
2	52	C	1 Scott FORBES-COWDRY	Kawasaki ZX10R - Lincolnshire landscaping services	1:38.067	5	6	0.571	0.571	80.02
3	48		1 Nicky WILSON	Suzuki GSXR 1000 - Demon GP/Haslemere Motorcycl	1:38.852	5	6	1.356	0.785	79.39
4	2		2 Peter BAKER	Kawasaki ZX10R - TJ & Peter Baker M/C	1:38.978	6	6	1.482	0.126	79.29
5	223		3 Rafal KISYK	Suzuki GSXR-1000 -	1:39.039	6	6	1.543	0.061	79.24
6	224	C	2 Lee HEALEY	Suzuki GSXR 1000R - Wilvin UK Ltd / Uniq3 Projects L	1:40.116	5	6	2.620	1.077	78.38
7	188		4 Dawid KRAWIECKI	Yamaha R1 - Code Blue LTD & D A East Electrical	1:40.595	4	4	3.099	0.479	78.01
8	78	C	3 Jamie THOMAS	Suzuki GSXR 1000 - Team RubyRacing DART Motors	1:41.042	5	6	3.546	0.447	77.67
9	26		5 Josh WAINWRIGHT	Honda CBR1000RR - JW MOT Centre	1:41.237	4	4	3.741	0.195	77.52
10	17		6 Philip BAKER	BMW S1000RR - Ashford Accident Repair Centre Ltd	1:41.485	6	6	3.989	0.248	77.33
11	19	U	3 Tyler DONOVAN	Kawasaki ZX10R - Tinder Corp	1:42.441	4	5	4.945	0.956	76.61
12	196		7 Kieran SMITH	Honda CBR1000RR-R SO -	1:43.405	5	6	5.909	0.964	75.89
13	4	C	4 Remi MATUZAS	Yamaha R1 - B INTERIORS	1:43.979	6	6	6.483	0.574	75.47
14	18	C	5 Sigitas CERNIAUSKAS	Yamaha R1 - SC MOTO	1:44.016	6	6	6.520	0.037	75.45
15	91	C	6 Chris TAYLOR	BMW S1000RR - Cam Civils and Landscaping LTD	1:44.104	5	5	6.608	0.088	75.38
16	60		8 Jack YOUNGE	Kawasaki ZX10R - Chase Timber products	1:44.211	4	4	6.715	0.107	75.30
17	10	C	7 Daniel MERCER	Honda CBR1000RR - Merc&Co Racing	1:44.707	3	5	7.211	0.496	74.95
18	30	C	8 Alex PENRICE	Yamaha R1 - AP Motorcycles	1:45.650	2	2	8.154	0.943	74.28
19	21		9 Jack CROUCHER	Kawasaki ZX10R - Trendy lofts / croucher carpentry / p	1:47.517	3	3	10.021	1.867	72.99
20	82	U	4 Matt HINNELLS	Yamaha R1 - FH82Racing	1:47.907	5	5	10.411	0.390	72.72
21	88	U	5 Stephen LI	Suzuki GSXR 1000 -	1:48.507	4	5	11.011	0.600	72.32
22	102	U	6 James FEARN	Suzuki GSXR1000 - Mark Wilby plumbing	1:49.102	3	4	11.606	0.595	71.93
23	5	U	7 Stacey KILLWORTH	Suzuki GSXR 1000 - Greenplant/Everns	1:49.575	2	2	12.079	0.473	71.62
24	45	U	8 Chad HASHMI	Suzuki GSXR1000 -	1:50.261	4	4	12.765	0.686	71.17
25	147	C	9 Mark SKEVINGTON	Suzuki GSXR 1000 - Teknimek Engineering Ltd	1:50.303	5	5	12.807	0.042	71.15
26	55	C	10 Kirt POWELL	BMW S1000RR - Kirt powell plumbing and heating	1:50.942	2	2	13.446	0.639	70.74
27	707	U	9 Alex SYMON	Kawasaki ZX10R - MCW	1:51.168	5	5	13.672	0.226	70.59
28	8	U	10 Dave SAUNDERS	Suzuki GSXR1000 - Mum/Dad/JW MOT/Parks Utility	1:53.227	5	5	15.731	2.059	69.31
29	96	U	11 Pete SCOTT	Suzuki GSXR1000K5 - South Hill MOT Centre	1:58.613	3	5	21.117	5.386	66.16
30	40	U	12 Malcolm BATE	Suzuki GSXR1000 - Hartjay	1:58.829	3	4	21.333	0.216	66.04
31	333		10 Andrew HOUGHTON	BMW S1000RR - Bahnstormer BMW	2:03.826	1	1	26.330	4.997	63.37
32	4	U	13 Hayden KILLWORTH	Kawasaki ZX10R - A&S Killworth / H11xy	2:08.102	4	4	30.606	4.276	61.26
33	888	C	11 Paul FAGG	Yamaha R1 4C8 - I need a sponsor-	2:09.836	1	2	32.340	1.734	60.44
34	46	C	12 Simon GATES	Yamaha YZF R1 - T.A Roden LTD / Canine Plus Hydr	2:11.159	1	1	33.663	1.323	59.83

Weather / Track : Cloudy / Dry

These results are provisional until the conclusion of any judicial and technical matters.

Cadwell Park: 2.1800 miles

Date: 01/07/2023 Start: 10:04 Finish: 10:14

Clerk Of Course :

Stewards :

Timekeeper :

Craig Smith

Results can be found at www.tsl-timing.com

Printed - 10:18 Saturday, 01 July 2023



BMCRC - MRO Championships 2023 - Rnd 5 @ Cadwell Park

Reactive Parts MRO Powerbikes inc Clubman 1000 & Thunderbike Ultra

QUALIFYING - SECTOR ANALYSIS



SECTOR 1 = FL to I1, SECTOR 2 = I1 to FL, DIFF = Difference To Personal Best Lap, P = Crossed Finish Line in Pit Lane, D = Time Disallowed

P1 800 U		Morgan CREASEY		Suzuki GSXR 1000 K7 - Warics Ltd			
IDEAL LAP TIME : 1:37.496		BEST LAP TIME : 1:37.496		DIFFERENCE : 0.000			
LAP	SECTOR 1	SECTOR 2	LAP TIME	MPH	DIFF	TIME OF DAY	
1 -	1:05.538	46.327	1:51.865	70.15	14.369	10:06:43.270	
2 -	1:01.640	43.286	1:44.926	74.79	7.430	10:08:28.196	
3 -	59.669	42.429	1:42.098 (3)	76.86	4.602	10:10:10.294	
4 -	57.599	41.842	1:39.441 (2)	78.92	1.945	10:11:49.735	
5 -	58.257	45.377	1:43.634	75.72	6.138	10:13:33.369	
6 -	56.226	41.270	1:37.496 (1)	80.49		10:15:10.865	

P2 52 C		Scott FORBES-COWDRY		Kawasaki ZX10R - Lincolnshire landscaping services			
IDEAL LAP TIME : 1:38.067		BEST LAP TIME : 1:38.067		DIFFERENCE : 0.000			
LAP	SECTOR 1	SECTOR 2	LAP TIME	MPH	DIFF	TIME OF DAY	
1 -	1:05.542	50.503	1:56.045	67.62	17.978	10:06:52.341	
2 -	58.381	45.614	1:43.995 (3)	75.46	5.928	10:08:36.336	
3 -	1:08.061	54.896	2:02.957	63.82	24.890	10:10:39.293	
4 -	1:00.932	43.367	1:44.299	75.24	6.232	10:12:23.592	
5 -	56.862	41.205	1:38.067 (1)	80.02		10:14:01.659	
6 -	59.206	43.605	1:42.811 (2)	76.33	4.744	10:15:44.470	

P3 48		Nicky WILSON		Suzuki GSXR 1000 - Demon GP/Haslemere Motorcycles			
IDEAL LAP TIME : 1:37.800		BEST LAP TIME : 1:38.852		DIFFERENCE : 1.052			
LAP	SECTOR 1	SECTOR 2	LAP TIME	MPH	DIFF	TIME OF DAY	
1 -	1:04.228	46.302	1:50.530	71.00	11.678	10:06:41.408	
2 -	57.313	45.024	1:42.337	76.68	3.485	10:08:23.745	
3 -	58.880	43.444	1:42.324 (3)	76.69	3.472	10:10:06.069	
4 -	59.383	43.387	1:42.770	76.36	3.918	10:11:48.839	
5 -	57.448	41.404	1:38.852 (1)	79.39		10:13:27.691	
6 -	56.396	42.934	1:39.330 (2)	79.01	0.478	10:15:07.021	

P4 2		Peter BAKER		Kawasaki ZX10R - TJ & Peter Baker M/C			
IDEAL LAP TIME : 1:38.978		BEST LAP TIME : 1:38.978		DIFFERENCE : 0.000			
LAP	SECTOR 1	SECTOR 2	LAP TIME	MPH	DIFF	TIME OF DAY	
1 -	1:02.579	44.145	1:46.724	73.53	7.746	10:06:33.135	
2 -	1:00.465	44.574	1:45.039	74.71	6.061	10:08:18.174	
3 -	59.671	43.655	1:43.326	75.95	4.348	10:10:01.500	
4 -	59.161	43.405	1:42.566 (3)	76.51	3.588	10:11:44.066	
5 -	57.322	42.296	1:39.618 (2)	78.78	0.640	10:13:23.684	
6 -	56.702	42.276	1:38.978 (1)	79.29		10:15:02.662	

P5 223		Rafal KISYK		Suzuki GSXR-1000 -			
IDEAL LAP TIME : 1:39.039		BEST LAP TIME : 1:39.039		DIFFERENCE : 0.000			
LAP	SECTOR 1	SECTOR 2	LAP TIME	MPH	DIFF	TIME OF DAY	
1 -	1:07.356	47.613	1:54.969	68.26	15.930	10:06:42.548	
2 -	1:04.290	44.892	1:49.182	71.88	10.143	10:08:31.730	
3 -	1:00.201	42.912	1:43.113 (3)	76.11	4.074	10:10:14.843	
4 -	1:01.358	44.325	1:45.683	74.26	6.644	10:12:00.526	
5 -	58.053	42.290	1:40.343 (2)	78.21	1.304	10:13:40.869	
6 -	57.551	41.488	1:39.039 (1)	79.24		10:15:19.908	

P6 224 C		Lee HEALEY		Suzuki GSXR 1000R - Wilvin UK Ltd / Uniq3 Projects Ltd			
IDEAL LAP TIME : 1:39.978		BEST LAP TIME : 1:40.116		DIFFERENCE : 0.138			
LAP	SECTOR 1	SECTOR 2	LAP TIME	MPH	DIFF	TIME OF DAY	
1 -	1:07.296	46.748	1:54.044	68.81	13.928	10:06:47.565	
2 -	1:01.783	47.636	1:49.419	71.72	9.303	10:08:36.984	
3 -	1:04.308	46.120	1:50.428	71.06	10.312	10:10:27.412	
4 -	1:01.827	42.923	1:44.750 (3)	74.92	4.634	10:12:12.162	
5 -	58.010	42.106	1:40.116 (1)	78.38		10:13:52.278	
6 -	57.872	42.896	1:40.768 (2)	77.88	0.652	10:15:33.046	

BMCRC - MRO Championships 2023 - Rnd 5 @ Cadwell Park

Reactive Parts MRO Powerbikes inc Clubman 1000 & Thunderbike Ultra

QUALIFYING - SECTOR ANALYSIS



SECTOR 1 = FL to I1, SECTOR 2 = I1 to FL, DIFF = Difference To Personal Best Lap, P = Crossed Finish Line in Pit Lane, D = Time Disallowed

P7 188		Dawid KRAWIECKI		Yamaha R1 - Code Blue LTD & D A East Electrical			
IDEAL LAP TIME : 1:40.595		BEST LAP TIME : 1:40.595		DIFFERENCE : 0.000			
LAP	SECTOR 1	SECTOR 2	LAP TIME	MPH	DIFF	TIME OF DAY	
1 -	1:03.823	47.122	1:50.945	70.73	10.350	10:08:53.378	
2 -	1:02.540	45.955	1:48.495 (3)	72.33	7.900	10:10:41.873	
3 -	59.722	43.141	1:42.863 (2)	76.29	2.268	10:12:24.736	
4 -	57.726	42.869	1:40.595 (1)	78.01		10:14:05.331	

P8 78 C		Jamie THOMAS		Suzuki GSXR 1000 - Team RubyRacing DART Motorsport			
IDEAL LAP TIME : 1:40.772		BEST LAP TIME : 1:41.042		DIFFERENCE : 0.270			
LAP	SECTOR 1	SECTOR 2	LAP TIME	MPH	DIFF	TIME OF DAY	
1 -	1:05.464	46.441	1:51.905	70.13	10.863	10:06:43.810	
2 -	1:04.684	47.103	1:51.787	70.20	10.745	10:08:35.597	
3 -	1:03.369	45.529	1:48.898	72.06	7.856	10:10:24.495	
4 -	59.356	42.369	1:41.725 (3)	77.14	0.683	10:12:06.220	
5 -	58.403	42.639	1:41.042 (1)	77.67		10:13:47.262	
6 -	59.079	42.576	1:41.655 (2)	77.20	0.613	10:15:28.917	

P9 26		Josh WAINWRIGHT		Honda CBR1000RR - JW MOT Centre			
IDEAL LAP TIME : 1:41.237		BEST LAP TIME : 1:41.237		DIFFERENCE : 0.000			
LAP	SECTOR 1	SECTOR 2	LAP TIME	MPH	DIFF	TIME OF DAY	
1 -	1:03.711	45.394	1:49.105 (3)	71.93	7.868	10:06:31.940	
2 -	1:01.230	44.920	1:46.150 (2)	73.93	4.913	10:08:18.090	
3 -	1:01.114	2:50.499	3:51.613	33.88	2:10.376	10:12:09.703	
4 -	58.941	42.296	1:41.237 (1)	77.52		10:13:50.940	

P10 17		Philip BAKER		BMW S1000RR - Ashford Accident Repair Centre Ltd			
IDEAL LAP TIME : 1:41.485		BEST LAP TIME : 1:41.485		DIFFERENCE : 0.000			
LAP	SECTOR 1	SECTOR 2	LAP TIME	MPH	DIFF	TIME OF DAY	
1 -	1:07.686	46.449	1:54.135	68.76	12.650	10:06:46.340	
2 -	1:01.649	45.548	1:47.197	73.21	5.712	10:08:33.537	
3 -	1:01.918	44.060	1:45.978	74.05	4.493	10:10:19.515	
4 -	59.674	43.683	1:43.357 (2)	75.93	1.872	10:12:02.872	
5 -	1:00.415	43.392	1:43.807 (3)	75.60	2.322	10:13:46.679	
6 -	59.169	42.316	1:41.485 (1)	77.33		10:15:28.164	

P11 19 U		Tyler DONOVAN		Kawasaki ZX10R - Tinder Corp			
IDEAL LAP TIME : 1:41.792		BEST LAP TIME : 1:42.441		DIFFERENCE : 0.649			
LAP	SECTOR 1	SECTOR 2	LAP TIME	MPH	DIFF	TIME OF DAY	
1 -	1:07.697	2:10.760	3:18.457	39.54	1:36.016	10:08:06.794	
2 -	1:03.944	46.198	1:50.142	71.25	7.701	10:09:56.936	
3 -	1:01.921	44.351	1:46.272 (3)	73.84	3.831	10:11:43.208	
4 -	59.073	43.368	1:42.441 (1)	76.61		10:13:25.649	
5 -	58.424	44.465	1:42.889 (2)	76.27	0.448	10:15:08.538	

P12 196		Kieran SMITH		Honda CBR1000RR-R SO -			
IDEAL LAP TIME : 1:43.309		BEST LAP TIME : 1:43.405		DIFFERENCE : 0.096			
LAP	SECTOR 1	SECTOR 2	LAP TIME	MPH	DIFF	TIME OF DAY	
1 -	1:08.327	47.855	1:56.182	67.54	12.777	10:06:42.314	
2 -	1:04.181	46.280	1:50.461	71.04	7.056	10:08:32.775	
3 -	1:05.580	47.776	1:53.356	69.23	9.951	10:10:26.131	
4 -	1:03.836	45.456	1:49.292 (3)	71.80	5.887	10:12:15.423	
5 -	59.794	43.611	1:43.405 (1)	75.89		10:13:58.828	
6 -	1:01.278	43.515	1:44.793 (2)	74.89	1.388	10:15:43.621	

BMCRC - MRO Championships 2023 - Rnd 5 @ Cadwell Park

Reactive Parts MRO Powerbikes inc Clubman 1000 & Thunderbike Ultra

QUALIFYING - SECTOR ANALYSIS



SECTOR 1 = FL to I1, SECTOR 2 = I1 to FL, DIFF = Difference To Personal Best Lap, P = Crossed Finish Line in Pit Lane, D = Time Disallowed

P13		4 C		Remi MATUZAS		Yamaha R1 - B INTERIORS	
IDEAL LAP TIME : 1:43.979		BEST LAP TIME : 1:43.979		DIFFERENCE : 0.000			
LAP	SECTOR 1	SECTOR 2	LAP TIME	MPH	DIFF	TIME OF DAY	
1 -	1:07.745	46.916	1:54.661	68.44	10.682	10:06:42.290	
2 -	1:04.804	45.778	1:50.582	70.97	6.603	10:08:32.872	
3 -	1:06.546	47.048	1:53.594	69.08	9.615	10:10:26.466	
4 -	1:04.258	44.869	1:49.127 (3)	71.91	5.148	10:12:15.593	
5 -	1:00.452	44.159	1:44.611 (2)	75.02	0.632	10:14:00.204	
6 -	1:00.316	43.663	1:43.979 (1)	75.47		10:15:44.183	

P14		18 C		Sigitas CERNIAUSKAS		Yamaha R1 - SC MOTO	
IDEAL LAP TIME : 1:43.837		BEST LAP TIME : 1:44.016		DIFFERENCE : 0.179			
LAP	SECTOR 1	SECTOR 2	LAP TIME	MPH	DIFF	TIME OF DAY	
1 -	1:06.311	47.815	1:54.126	68.76	10.110	10:06:43.438	
2 -	1:04.194	45.669	1:49.863	71.43	5.847	10:08:33.301	
3 -	1:05.640	47.409	1:53.049	69.42	9.033	10:10:26.350	
4 -	1:03.941	45.108	1:49.049 (3)	71.96	5.033	10:12:15.399	
5 -	1:00.156	44.375	1:44.531 (2)	75.07	0.515	10:13:59.930	
6 -	1:00.335	43.681	1:44.016 (1)	75.45		10:15:43.946	

P15		91 C		Chris TAYLOR		BMW S1000RR - Cam Civils and Landscaping LTD	
IDEAL LAP TIME : 1:44.104		BEST LAP TIME : 1:44.104		DIFFERENCE : 0.000			
LAP	SECTOR 1	SECTOR 2	LAP TIME	MPH	DIFF	TIME OF DAY	
1 -	1:08.197	45.745	1:53.942	68.87	9.838	10:06:44.986	
2 -	1:03.254	47.245	1:50.499 (3)	71.02	6.395	10:08:35.485	
3 -	1:05.465	46.212	1:51.677	70.27	7.573	10:10:27.162	
4 -	1:03.977	45.660	1:49.637 (2)	71.58	5.533	10:12:16.799	
5 -	59.708	44.396	1:44.104 (1)	75.38		10:14:00.903	

P16		60		Jack YOUNGE		Kawasaki ZX10R - Chase Timber products	
IDEAL LAP TIME : 1:43.955		BEST LAP TIME : 1:44.211		DIFFERENCE : 0.256			
LAP	SECTOR 1	SECTOR 2	LAP TIME	MPH	DIFF	TIME OF DAY	
1 -	1:07.177	47.135	1:54.312	68.65	10.101	10:09:08.487	
2 -	1:03.604	44.082	1:47.686 (3)	72.87	3.475	10:10:56.173	
3 -	1:01.325	43.241	1:44.566 (2)	75.05	0.355	10:12:40.739	
4 -	1:01.581	42.630	1:44.211 (1)	75.30		10:14:24.950	

P17		10 C		Daniel MERCER		Honda CBR1000RR - Merc&Co Racing	
IDEAL LAP TIME : 1:44.707		BEST LAP TIME : 1:44.707		DIFFERENCE : 0.000			
LAP	SECTOR 1	SECTOR 2	LAP TIME	MPH	DIFF	TIME OF DAY	
1 -	1:09.356	46.821	1:56.177	67.55	11.470	10:07:45.578	
2 -	1:04.129	44.842	1:48.971 (3)	72.01	4.264	10:09:34.549	
3 -	1:01.346	43.361	1:44.707 (1)	74.95		10:11:19.256	
4 -	1:03.902	47.297	1:51.199	70.57	6.492	10:13:10.455	
5 -	1:02.107	43.565	1:45.672 (2)	74.26	0.965	10:14:56.127	

P18		30 C		Alex PENRICE		Yamaha R1 - AP Motorcycles	
IDEAL LAP TIME : 1:44.652		BEST LAP TIME : 1:45.650		DIFFERENCE : 0.998			
LAP	SECTOR 1	SECTOR 2	LAP TIME	MPH	DIFF	TIME OF DAY	
1 -	1:04.799	43.843	1:48.642 (2)	72.23	2.992	10:06:35.232	
2 -	1:00.809	44.841	1:45.650 (1)	74.28		10:08:20.882	

BMCRC - MRO Championships 2023 - Rnd 5 @ Cadwell Park

Reactive Parts MRO Powerbikes inc Clubman 1000 & Thunderbike Ultra

QUALIFYING - SECTOR ANALYSIS



SECTOR 1 = FL to I1, SECTOR 2 = I1 to FL, DIFF = Difference To Personal Best Lap, P = Crossed Finish Line in Pit Lane, D = Time Disallowed

P19 21		Jack CROUCHER		Kawasaki ZX10R - Trendy lofts / croucher carpentry / palmer per			
IDEAL LAP TIME : 1:47.090		BEST LAP TIME : 1:47.517		DIFFERENCE : 0.427			
LAP	SECTOR 1	SECTOR 2	LAP TIME	MPH	DIFF	TIME OF DAY	
1 -	1:04.586	48.776	1:53.362 (3)	69.23	5.845	10:08:25.506	
2 -	1:02.737	45.561	1:48.298 (2)	72.46	0.781	10:10:13.804	
3 -	1:02.123	45.394	1:47.517 (1)	72.99		10:12:01.321	

P20 82 U		Matt HINNELLS		Yamaha R1 - FH82Racing			
IDEAL LAP TIME : 1:47.143		BEST LAP TIME : 1:47.907		DIFFERENCE : 0.764			
LAP	SECTOR 1	SECTOR 2	LAP TIME	MPH	DIFF	TIME OF DAY	
1 -	1:09.953	49.900	1:59.853	65.48	11.946	10:07:02.701	
2 -	1:08.986	48.851	1:57.837	66.60	9.930	10:09:00.538	
3 -	1:03.875	46.736	1:50.611 (3)	70.95	2.704	10:10:51.149	
4 -	1:02.408	45.577	1:47.985 (2)	72.67	0.078	10:12:39.134	
5 -	1:03.172	44.735	1:47.907 (1)	72.72		10:14:27.041	

P21 88 U		Stephen LI		Suzuki GSXR 1000 -			
IDEAL LAP TIME : 1:48.441		BEST LAP TIME : 1:48.507		DIFFERENCE : 0.066			
LAP	SECTOR 1	SECTOR 2	LAP TIME	MPH	DIFF	TIME OF DAY	
1 -	1:11.687	50.025	2:01.712	64.48	13.205	10:07:01.606	
2 -	1:08.230	48.705	1:56.935	67.11	8.428	10:08:58.541	
3 -	1:05.395	46.046	1:51.441 (3)	70.42	2.934	10:10:49.982	
4 -	1:02.935	45.572	1:48.507 (1)	72.32		10:12:38.489	
5 -	1:04.911	45.506	1:50.417 (2)	71.07	1.910	10:14:28.906	

P22 102 U		James FEARN		Suzuki GSXR1000 - Mark Wilby plumbing			
IDEAL LAP TIME : 1:48.992		BEST LAP TIME : 1:49.102		DIFFERENCE : 0.110			
LAP	SECTOR 1	SECTOR 2	LAP TIME	MPH	DIFF	TIME OF DAY	
1 -	1:09.875	49.093	1:58.968	65.96	9.866	10:07:06.909	
2 -	1:04.985	47.473	1:52.458 (3)	69.78	3.356	10:08:59.367	
3 -	1:02.941	46.161	1:49.102 (1)	71.93		10:10:48.469	
4 -	1:03.889	46.051	1:49.940 (2)	71.38	0.838	10:12:38.409	

P23 5 U		Stacey KILLWORTH		Suzuki GSXR 1000 - Greenplant/Everns			
IDEAL LAP TIME : 1:48.837		BEST LAP TIME : 1:49.575		DIFFERENCE : 0.738			
LAP	SECTOR 1	SECTOR 2	LAP TIME	MPH	DIFF	TIME OF DAY	
1 -	1:05.699	46.542	1:52.241 (2)	69.92	2.666	10:06:46.667	
2 -	1:02.295	47.280	1:49.575 (1)	71.62		10:08:36.242	

P24 45 U		Chad HASHMI		Suzuki GSXR1000 -			
IDEAL LAP TIME : 1:50.261		BEST LAP TIME : 1:50.261		DIFFERENCE : 0.000			
LAP	SECTOR 1	SECTOR 2	LAP TIME	MPH	DIFF	TIME OF DAY	
1 -	1:19.377	53.774	2:13.151 (3)	58.94	22.890	10:08:29.814	
2 -	1:13.639	1:30.873	2:44.512	47.70	54.251	10:11:14.326	
3 -	1:08.383	48.380	1:56.763 (2)	67.21	6.502	10:13:11.089	
4 -	1:04.473	45.788	1:50.261 (1)	71.17		10:15:01.350	

P25 147 C		Mark SKEVINGTON		Suzuki GSXR 1000 - Teknimek Engineering Ltd			
IDEAL LAP TIME : 1:49.516		BEST LAP TIME : 1:50.303		DIFFERENCE : 0.787			
LAP	SECTOR 1	SECTOR 2	LAP TIME	MPH	DIFF	TIME OF DAY	
1 -	1:09.978	48.781	1:58.759	66.08	8.456	10:06:55.031	
2 -	1:05.935	46.875	1:52.810 (2)	69.56	2.507	10:08:47.841	
3 -	1:03.585	1:23.163	2:26.748	53.47	36.445	10:11:14.589	
4 -	1:08.575	48.412	1:56.987 (3)	67.08	6.684	10:13:11.576	
5 -	1:04.372	45.931	1:50.303 (1)	71.15		10:15:01.879	

BMCRC - MRO Championships 2023 - Rnd 5 @ Cadwell Park

Reactive Parts MRO Powerbikes inc Clubman 1000 & Thunderbike Ultra

QUALIFYING - SECTOR ANALYSIS



SECTOR 1 = FL to I1, SECTOR 2 = I1 to FL, DIFF = Difference To Personal Best Lap, P = Crossed Finish Line in Pit Lane, D = Time Disallowed

P26		55 C		Kirt POWELL		BMW S1000RR - Kirt powell plumbing and heating	
IDEAL LAP TIME : 1:49.357		BEST LAP TIME : 1:50.942		DIFFERENCE : 1.585			
LAP	SECTOR 1	SECTOR 2	LAP TIME	MPH	DIFF	TIME OF DAY	
1 -	1:04.943	46.795	1:51.738 (2)	70.23	0.796	10:06:47.813	
2 -	1:02.562	48.380	1:50.942 (1)	70.74		10:08:38.755	

P27		707 U		Alex SYMON		Kawasaki ZX10R - MCW	
IDEAL LAP TIME : 1:51.168		BEST LAP TIME : 1:51.168		DIFFERENCE : 0.000			
LAP	SECTOR 1	SECTOR 2	LAP TIME	MPH	DIFF	TIME OF DAY	
1 -	1:11.610	51.223	2:02.833	63.89	11.665	10:07:01.733	
2 -	1:10.455	51.634	2:02.089	64.28	10.921	10:09:03.822	
3 -	1:08.255	50.152	1:58.407 (3)	66.28	7.239	10:11:02.229	
4 -	1:05.475	47.970	1:53.445 (2)	69.17	2.277	10:12:55.674	
5 -	1:04.093	47.075	1:51.168 (1)	70.59		10:14:46.842	

P28		8 U		Dave SAUNDERS		Suzuki GSXR1000 - Mum/Dad/JW MOT/Parks Utility	
IDEAL LAP TIME : 1:53.154		BEST LAP TIME : 1:53.227		DIFFERENCE : 0.073			
LAP	SECTOR 1	SECTOR 2	LAP TIME	MPH	DIFF	TIME OF DAY	
1 -	1:19.531	53.087	2:12.618	59.17	19.391	10:07:49.080	
2 -	1:11.425	50.139	2:01.564	64.55	8.337	10:09:50.644	
3 -	1:08.545	48.770	1:57.315 (3)	66.89	4.088	10:11:47.959	
4 -	1:06.112	47.357	1:53.469 (2)	69.16	0.242	10:13:41.428	
5 -	1:05.797	47.430	1:53.227 (1)	69.31		10:15:34.655	

P29		96 U		Pete SCOTT		Suzuki GSXR1000K5 - South Hill MOT Centre	
IDEAL LAP TIME : 1:57.915		BEST LAP TIME : 1:58.613		DIFFERENCE : 0.698			
LAP	SECTOR 1	SECTOR 2	LAP TIME	MPH	DIFF	TIME OF DAY	
1 -	1:14.865	52.379	2:07.244	61.67	8.631	10:07:09.733	
2 -	1:10.570	50.513	2:01.083 (3)	64.81	2.470	10:09:10.816	
3 -	1:09.611	49.002	1:58.613 (1)	66.16		10:11:09.429	
4 -	1:08.913	50.076	1:58.989 (2)	65.95	0.376	10:13:08.418	
5 -	1:11.150	50.021	2:01.171	64.76	2.558	10:15:09.589	

P30		40 U		Malcolm BATE		Suzuki GSXR1000 - Hartjay	
IDEAL LAP TIME : 1:58.536		BEST LAP TIME : 1:58.829		DIFFERENCE : 0.293			
LAP	SECTOR 1	SECTOR 2	LAP TIME	MPH	DIFF	TIME OF DAY	
1 -	1:15.227	52.093	2:07.320	61.64	8.491	10:07:08.553	
2 -	1:09.574	49.660	1:59.234 (2)	65.82	0.405	10:09:07.787	
3 -	1:08.876	49.953	1:58.829 (1)	66.04		10:11:06.616	
4 -	1:11.452	50.166	2:01.618 (3)	64.53	2.789	10:13:08.234	

P31		333		Andrew HOUGHTON		BMW S1000RR - Bahnstormer BMW	
IDEAL LAP TIME : 2:02.991		BEST LAP TIME : 2:03.826		DIFFERENCE : 0.835			
LAP	SECTOR 1	SECTOR 2	LAP TIME	MPH	DIFF	TIME OF DAY	
1 -	1:11.341	52.485	2:03.826 (1)	63.37		10:07:55.739	

P32		4 U		Hayden KILLWORTH		Kawasaki ZX10R - A&S Killworth / H11xy	
IDEAL LAP TIME : 2:08.102		BEST LAP TIME : 2:08.102		DIFFERENCE : 0.000			
LAP	SECTOR 1	SECTOR 2	LAP TIME	MPH	DIFF	TIME OF DAY	
1 -	1:23.399	58.422	2:21.821 (3)	55.33	13.719	10:08:26.361	
2 -	1:16.761	55.663	2:12.424 (2)	59.26	4.322	10:10:38.785	
3 -	1:14.602	2:08.882	3:23.484	38.56	1:15.382	10:14:02.269	
4 -	1:14.272	53.830	2:08.102 (1)	61.26		10:16:10.371	

BMCRC - MRO Championships 2023 - Rnd 5 @ Cadwell Park

Reactive Parts MRO Powerbikes inc Clubman 1000 & Thunderbike Ultra

QUALIFYING - SECTOR ANALYSIS



SECTOR 1 = FL to I1, SECTOR 2 = I1 to FL, DIFF = Difference To Personal Best Lap, P = Crossed Finish Line in Pit Lane, D = Time Disallowed

P33	888 C	Paul FAGG	Yamaha R1 4C8 - -I need a sponsor-			
IDEAL LAP TIME : 2:09.836		BEST LAP TIME : 2:09.836		DIFFERENCE : 0.000		
LAP	SECTOR 1	SECTOR 2	LAP TIME	MPH	DIFF	TIME OF DAY
1 -	1:17.438	52.398	2:09.836 (1)	60.44		10:07:13.364
2 -	1:18.893	55.331	2:14.224 (2)	58.46	4.388	10:09:27.588

P34	46 C	Simon GATES	Yamaha YZF R1 - T.A Roden LTD / Canine Plus Hydro			
IDEAL LAP TIME : 2:09.448		BEST LAP TIME : 2:11.159		DIFFERENCE : 1.711		
LAP	SECTOR 1	SECTOR 2	LAP TIME	MPH	DIFF	TIME OF DAY
1 -	1:16.172	54.987	2:11.159 (1)	59.83		10:07:21.979

BMCRC - MRO Championships 2023 - Rnd 5 @ Cadwell Park

Reactive Parts MRO Powerbikes inc Clubman 1000 & Thunderbike Ultra

QUALIFYING - BEST SECTORS

SECTOR 1			SECTOR 2			IDEAL / BEST COMPARISON						
POS	NO	NAME	TIME	NO	NAME	TIME	POS	NO	NAME	IDEAL	BEST	DIFF
1	800	CREASEY	56.226	52	FORBES-COWDRY	41.205	1	800	CREASEY	1:37.496	1:37.496	0.000
2	48	WILSON	56.396	800	CREASEY	41.270	2	48	WILSON	1:37.800	1:38.852	1.052
3	2	BAKER	56.702	48	WILSON	41.404	3	52	FORBES-COWDRY	1:38.067	1:38.067	0.000
4	52	FORBES-COWDRY	56.862	223	KISYK	41.488	4	2	BAKER	1:38.978	1:38.978	0.000
5	223	KISYK	57.551	224	HEALEY	42.106	5	223	KISYK	1:39.039	1:39.039	0.000
6	188	KRAWIECKI	57.726	2	BAKER	42.276	6	224	HEALEY	1:39.978	1:40.116	0.138
7	224	HEALEY	57.872	26	WAINWRIGHT	42.296	7	188	KRAWIECKI	1:40.595	1:40.595	0.000
8	78	THOMAS	58.403	17	BAKER	42.316	8	78	THOMAS	1:40.772	1:41.042	0.270
9	19	DONOVAN	58.424	78	THOMAS	42.369	9	26	WAINWRIGHT	1:41.237	1:41.237	0.000
10	26	WAINWRIGHT	58.941	60	YOUNGE	42.630	10	17	BAKER	1:41.485	1:41.485	0.000
11	17	BAKER	59.169	188	KRAWIECKI	42.869	11	19	DONOVAN	1:41.792	1:42.441	0.649
12	91	TAYLOR	59.708	10	MERCER	43.361	12	196	SMITH	1:43.309	1:43.405	0.096
13	196	SMITH	59.794	19	DONOVAN	43.368	13	18	CERNIAUSKAS	1:43.837	1:44.016	0.179
14	18	CERNIAUSKAS	1:00.156	196	SMITH	43.515	14	60	YOUNGE	1:43.955	1:44.211	0.256
15	4	MATUZAS	1:00.316	4	MATUZAS	43.663	15	4	MATUZAS	1:43.979	1:43.979	0.000
16	30	PENRICE	1:00.809	18	CERNIAUSKAS	43.681	16	91	TAYLOR	1:44.104	1:44.104	0.000
17	60	YOUNGE	1:01.325	30	PENRICE	43.843	17	30	PENRICE	1:44.652	1:45.650	0.998
18	10	MERCER	1:01.346	91	TAYLOR	44.396	18	10	MERCER	1:44.707	1:44.707	0.000
19	21	CROUCHER	1:01.696	82	HINNELLS	44.735	19	21	CROUCHER	1:47.090	1:47.517	0.427
20	5	KILLWORTH	1:02.295	21	CROUCHER	45.394	20	82	HINNELLS	1:47.143	1:47.907	0.764
21	82	HINNELLS	1:02.408	88	LI	45.506	21	88	LI	1:48.441	1:48.507	0.066
22	55	POWELL	1:02.562	45	HASHMI	45.788	22	5	KILLWORTH	1:48.837	1:49.575	0.738
23	88	LI	1:02.935	147	SKEVINGTON	45.931	23	102	FEARN	1:48.992	1:49.102	0.110
24	102	FEARN	1:02.941	102	FEARN	46.051	24	55	POWELL	1:49.357	1:50.942	1.585
25	147	SKEVINGTON	1:03.585	5	KILLWORTH	46.542	25	147	SKEVINGTON	1:49.516	1:50.303	0.787
26	707	SYMON	1:04.093	55	POWELL	46.795	26	45	HASHMI	1:50.261	1:50.261	0.000
27	45	HASHMI	1:04.473	707	SYMON	47.075	27	707	SYMON	1:51.168	1:51.168	0.000
28	8	SAUNDERS	1:05.797	8	SAUNDERS	47.357	28	8	SAUNDERS	1:53.154	1:53.227	0.073
29	40	BATE	1:08.876	96	SCOTT	49.002	29	96	SCOTT	1:57.915	1:58.613	0.698
30	96	SCOTT	1:08.913	40	BATE	49.660	30	40	BATE	1:58.536	1:58.829	0.293
31	333	HOUGHTON	1:10.506	888	FAGG	52.398	31	333	HOUGHTON	2:02.991	2:03.826	0.835
32	4	KILLWORTH	1:14.272	333	HOUGHTON	52.485	32	4	KILLWORTH	2:08.102	2:08.102	0.000
33	46	GATES	1:14.461	4	KILLWORTH	53.830	33	46	GATES	2:09.448	2:11.159	1.711
34	888	FAGG	1:17.438	46	GATES	54.987	34	888	FAGG	2:09.836	2:09.836	0.000

BMCRC - MRO Championships 2023 - Rnd 5 @ Cadwell Park

Reactive Parts MRO Powerbikes inc Clubman 1000 & Thunderbike Ultra

QUALIFYING - STATISTICS

Competitors Started	34
Planned Start	2023-07-01 @ 10:00:00.000
Actual Start	2023-07-01 @ 10:04:10.019
Finish Time	2023-07-01 @ 10:14:08.141
Track Length	2.1800mi.
Total Laps	158
Total Distance Covered	344.4429mi.

Session Fastest Lap History

NO	CL	NAME	LAP TIME	TIME OF DAY	LAP	VEHICLE
26		Josh WAINWRIGHT	1:49.105	10:06:31.965	1	Honda CBR1000RR
2		Peter BAKER	1:46.724	10:06:33.146	1	Kawasaki ZX10R
26		Josh WAINWRIGHT	1:46.150	10:08:18.115	2	Honda CBR1000RR
2		Peter BAKER	1:45.039	10:08:18.184	2	Kawasaki ZX10R
48		Nicky WILSON	1:42.337	10:08:23.756	2	Suzuki GSXR 1000
48		Nicky WILSON	1:42.324	10:10:06.079	3	Suzuki GSXR 1000
800	U	Morgan CREASEY	1:42.098	10:10:10.308	3	Suzuki GSXR 1000 K7
800	U	Morgan CREASEY	1:39.441	10:11:49.748	4	Suzuki GSXR 1000 K7
48		Nicky WILSON	1:38.852	10:13:27.701	5	Suzuki GSXR 1000
52	C	Scott FORBES-COWDRY	1:38.067	10:14:01.684	5	Kawasaki ZX10R
800	U	Morgan CREASEY	1:37.496	10:15:10.879	6	Suzuki GSXR 1000 K7

Flag History

TYPE	TIME OF DAY
GREEN	10:04:10.019
FINISH	10:14:08.141

Flag Statistics

TYPE	COUNT	TOTAL LAPS	TOTAL TIME
Green	1	6	12:06.094
Red	0	0	0.000
Safety Car	0	0	0.000
FCY	0	0	0.000

BMCRC - MRO Championships 2023 - Rnd 5 @ Cadwell Park

Reactive Parts MRO Powerbikes inc Clubman 1000 & Thunderbike Ultra

QUALIFYING - STATISTICS

CLASS :

10 Starters

Fastest Lap History

NO	NAME	LAP TIME	TIME OF DAY	LAP	VEHICLE
26	Josh WAINWRIGHT	1:49.105	10:06:31.965	1	Honda CBR1000RR
2	Peter BAKER	1:46.724	10:06:33.146	1	Kawasaki ZX10R
26	Josh WAINWRIGHT	1:46.150	10:08:18.115	2	Honda CBR1000RR
2	Peter BAKER	1:45.039	10:08:18.184	2	Kawasaki ZX10R
48	Nicky WILSON	1:42.337	10:08:23.756	2	Suzuki GSXR 1000
48	Nicky WILSON	1:42.324	10:10:06.079	3	Suzuki GSXR 1000
2	Peter BAKER	1:39.618	10:13:23.696	5	Kawasaki ZX10R
48	Nicky WILSON	1:38.852	10:13:27.701	5	Suzuki GSXR 1000

BMCRC - MRO Championships 2023 - Rnd 5 @ Cadwell Park

Reactive Parts MRO Powerbikes inc Clubman 1000 & Thunderbike Ultra

QUALIFYING - STATISTICS

CLASS : C

12 Starters

Fastest Lap History

NO	NAME	LAP TIME	TIME OF DAY	LAP	VEHICLE
30	Alex PENRICE	1:48.642	10:06:35.243	1	Yamaha R1
30	Alex PENRICE	1:45.650	10:08:20.894	2	Yamaha R1
52	Scott FORBES-COWDRY	1:43.995	10:08:36.360	2	Kawasaki ZX10R
78	Jamie THOMAS	1:41.725	10:12:06.238	4	Suzuki GSXR 1000
78	Jamie THOMAS	1:41.042	10:13:47.279	5	Suzuki GSXR 1000
224	Lee HEALEY	1:40.116	10:13:52.301	5	Suzuki GSXR 1000R
52	Scott FORBES-COWDRY	1:38.067	10:14:01.684	5	Kawasaki ZX10R

BMCRC - MRO Championships 2023 - Rnd 5 @ Cadwell Park

Reactive Parts MRO Powerbikes inc Clubman 1000 & Thunderbike Ultra

QUALIFYING - STATISTICS

CLASS : U

14 Starters

Fastest Lap History

NO	NAME	LAP TIME	TIME OF DAY	LAP	VEHICLE
800	Morgan CREASEY	1:51.865	10:06:43.284	1	Suzuki GSXR 1000 K7
800	Morgan CREASEY	1:44.926	10:08:28.210	2	Suzuki GSXR 1000 K7
800	Morgan CREASEY	1:42.098	10:10:10.308	3	Suzuki GSXR 1000 K7
800	Morgan CREASEY	1:39.441	10:11:49.748	4	Suzuki GSXR 1000 K7
800	Morgan CREASEY	1:37.496	10:15:10.879	6	Suzuki GSXR 1000 K7



BMCRC - MRO Championships 2023 - Rnd 5 @ Cadwell Park

Reactive Parts MRO Powerbikes inc Clubman 1000

RACE 6 - GRID (8 Laps)



ROW 8	22	46	Simon GATES	23		24		2:11.159			
ROW 7	19	55	Kirt POWELL	20	333	Andrew HOUGHTON	21	888	Paul FAGG	2:09.836	
ROW 6		16	30	Alex PENRICE	17	21	Jack CROUCHER	18	147	Mark SKEVINGTON	1:50.303
ROW 5	13	91	Chris TAYLOR	14	60	Jack YOUNGE	15	10	Daniel MERCER	1:44.707	
ROW 4		10	196	Kieran SMITH	11	4	Remi MATUZAS	12	18	Sigitas CERNAUSKAS	1:44.016
ROW 3	7	78	Jamie THOMAS	8	26	Josh WAINWRIGHT	9	17	Philip BAKER	1:41.485	
ROW 2		4	223	Rafal KISYK	5	224	Lee HEALEY	6	188	Dawid KRAWIECKI	1:40.595
ROW 1	1	52	Scott FORBES-COWDRY	2	48	Nicky WILSON	3	2	Peter BAKER	1:38.978	
			Pole								

Cadwell Park: 2.1800 miles

These results are provisional until the conclusion of any judicial and technical matters.

Clerk Of Course :	Stewards :	Timekeeper : <i>Craig Smith</i>
-------------------	------------	------------------------------------

Results can be found at www.tsl-timing.com

Printed - 10:20 Saturday, 01 July 2023





BMCRC - MRO Championships 2023 - Rnd 5 @ Cadwell Park

Reactive Parts MRO Powerbikes inc Clubman 1000



RACE 6 - CLASSIFICATION

POS	NO	CL	PIC NAME	ENTRY	LAPS	TIME	GAP	DIFF	MPH	BEST	ON
1	196*		1 Kieran SMITH	Honda CBR1000RR-R SO -	8	12:40.087			82.60	1:32.429	6
2	26		2 Josh WAINWRIGHT	Honda CBR1000RR - JW MOT Centre	8	12:40.246	0.159	0.159	82.58	1:32.326	6
3	48		3 Nicky WILSON	Suzuki GSXR 1000 - Demon GP/Haslemere Motorcy	8	12:46.207	6.120	5.961	81.94	1:33.954	6
4	52 C		1 Scott FORBES-COWDRY	Kawasaki ZX10R - Lincolnshire landscaping service	8	12:55.615	15.528	9.408	80.94	1:35.380	5
5	188		4 Dawid KRAWIECKI	Yamaha R1 - Code Blue LTD & D A East Electrical	8	13:00.507	20.420	4.892	80.44	1:35.583	8
6	21*		5 Jack CROUCHER	Kawasaki ZX10R - Trendy lofts / croucher carpentry	8	13:02.164	22.077	1.657	80.27	1:35.413	6
7	2		6 Peter BAKER	Kawasaki ZX10R - TJ & Peter Baker M/C	8	13:02.200	22.113	0.036	80.26	1:36.622	2
8	17		7 Philip BAKER	BMW S1000RR - Ashford Accident Repair Centre Ltd	8	13:02.454	22.367	0.254	80.24	1:36.426	3
9	224 C		2 Lee HEALEY	Suzuki GSXR 1000R - Wilvin UK Ltd / Uniq3 Project	8	13:10.280	30.193	7.826	79.44	1:36.922	4
10	30 C		3 Alex PENRICE	Yamaha R1 - AP Motorcycles	8	13:12.809	32.722	2.529	79.19	1:37.283	4
11	55 C		4 Kirt POWELL	BMW S1000RR - Kirt powell plumbing and heating	8	13:12.843	32.756	0.034	79.18	1:36.219	7
12	223 C		5 Rafal KISYK	Suzuki GSXR-1000 -	8	13:13.360	33.273	0.517	79.13	1:37.386	4
13	60		8 Jack YOUNGE	Kawasaki ZX10R - Chase Timber products	8	13:14.020	33.933	0.660	79.07	1:37.691	8
14	18 C		6 Sigitas CERNIAUSKAS	Yamaha R1 - SC MOTO	8	13:27.191	47.104	13.171	77.78	1:38.568	7
15	91 C		7 Chris TAYLOR	BMW S1000RR - Cam Civils and Landscaping LTD	8	13:31.492	51.405	4.301	77.36	1:39.689	8
16	78* C		8 Jamie THOMAS	Suzuki GSXR 1000 - Team RubyRacing DART Moto	8	13:33.244	53.157	1.752	77.20	1:39.750	3
17	4 C		9 Remi MATUZAS	Yamaha R1 - B INTERIORS	8	13:33.701	53.614	0.457	77.15	1:40.463	4
18	10 C		10 Daniel MERCER	Honda CBR1000RR - Merc&Co Racing	8	13:34.609	54.522	0.908	77.07	1:40.134	4
19	46 C		11 Simon GATES	Yamaha YZF R1 - T.A Roden LTD / Canine Plus Hyc	8	13:40.036	59.949	5.427	76.56	1:40.846	5
20	333		9 Andrew HOUGHTON	BMW S1000RR - Bahnstormer BMW	8	13:48.422	1:08.335	8.386	75.78	1:41.726	2
21	147 C		12 Mark SKEVINGTON	Suzuki GSXR 1000 - Teknimek Engineering Ltd	8	14:08.695	1:28.608	20.273	73.97	1:42.769	2
22	888 C		13 Paul FAGG	Yamaha R1 4C8 - I need a sponsor-	7	12:50.769	1 Lap	1 Lap	71.27	1:47.610	2

FASTEST LAP

26	Josh WAINWRIGHT	Honda CBR1000RR - JW MOT Centre	6	1:32.326	85.00 mph	136.80 kph
52 C	Scott FORBES-COWDRY	Kawasaki ZX10R - Lincolnshire landscaping service	5	1:35.380	82.28 mph	132.42 kph

* Bikes 21, 78 & 196 - Please fit a working transponder

Class - 92.5% of Race Speed = 76.40 mph

Class C - 92.5% of Race Speed = 74.86 mph

Weather / Track : Cloudy / Dry

These results are provisional until the conclusion of any judicial and technical matters.

Race Distance: 8 Laps / 17.44 miles

Cadwell Park: 2.1800 miles

Date: 01/07/2023 Start: 13:44 Finish: 13:56

Clerk Of Course :	Stewards :	Timekeeper : <i>Craig Smith</i>
-------------------	------------	------------------------------------

Results can be found at www.tsl-timing.com

Printed - 13:58 Saturday, 01 July 2023



BMCRC - MRO Championships 2023 - Rnd 5 @ Cadwell Park

Reactive Parts MRO Powerbikes inc Clubman 1000

RACE 6 - LAP CHART

LAP 1 @ 13:45:58.832

NO	BEHIND	LAP TIME
52		1:41.388
2	1.672	1:43.060
188	2.217	1:43.605
48	2.298	1:43.686
17	2.523	1:43.911
26	2.579	1:43.967
196	2.658	1:44.046
224	3.770	1:45.158
30	4.517	1:45.905
60	4.882	1:46.270
223	5.285	1:46.673
21	6.417	1:47.805
4	6.511	1:47.899
78	7.267	1:48.655
91	8.170	1:49.558
18	8.535	1:49.923
55	8.654	1:50.042
10	9.667	1:51.055
46	10.241	1:51.629
333	11.102	1:52.490
147	11.509	1:52.897
888	14.636	1:56.024

LAP 2 @ 13:47:34.968

NO	BEHIND	LAP TIME
52		1:36.136
48	0.862	1:34.700
2	2.158	1:36.622
26	2.192	1:35.749
188	2.698	1:36.617
196	2.782	1:36.260
17	3.353	1:36.966
224	6.270	1:38.636
30	7.204	1:38.823
223	7.372	1:38.223
60	7.804	1:39.058
21	7.845	1:37.564
78	11.438	1:40.307
4	11.525	1:41.150
91	11.788	1:39.754
55	11.848	1:39.330
18	13.114	1:40.715
10	14.089	1:40.558
46	15.303	1:41.198
333	16.692	1:41.726
147	18.142	1:42.769
888	26.110	1:47.610

LAP 3 @ 13:49:09.991

NO	BEHIND	LAP TIME
48		1:34.161
52	1.019	1:36.042
26	1.079	1:33.910
196	1.430	1:33.671
2	4.251	1:37.116
188	4.555	1:36.880
17	4.756	1:36.426
21	9.866	1:37.044
224	9.887	1:38.640
30	10.645	1:38.464
223	10.914	1:38.565
60	11.685	1:38.904

55	16.103	1:39.278
78	16.165	1:39.750
4	17.222	1:40.720
91	17.743	1:40.978
18	18.412	1:40.321
10	19.243	1:40.177
46	21.588	1:41.308
333	24.041	1:42.372
147	26.450	1:43.331
888	39.805	1:48.718

LAP 4 @ 13:50:45.188

NO	BEHIND	LAP TIME
48		1:35.197
26	0.345	1:34.463
196	0.406	1:34.173
52	2.283	1:36.461
2	5.785	1:36.731
188	6.377	1:37.019
17	6.472	1:36.913
21	10.480	1:35.810
224	11.612	1:36.922
30	12.731	1:37.283
223	13.103	1:37.386
60	14.440	1:37.952
55	18.138	1:37.232
78	21.296	1:40.327
4	22.488	1:40.463
18	22.877	1:39.662
91	23.673	1:41.127
10	24.180	1:40.134
46	27.909	1:41.518
333	30.805	1:41.961
147	35.682	1:44.429
888	54.431	1:49.823

LAP 5 @ 13:52:18.627

NO	BEHIND	LAP TIME
196		1:33.032
48	1.257	1:34.696
26	1.361	1:34.455
52	4.224	1:35.380
2	9.483	1:37.137
188	9.772	1:36.834
17	9.840	1:36.807
21	12.664	1:35.623
224	15.417	1:37.244
30	17.049	1:37.757
223	17.316	1:37.652
60	18.957	1:37.956
55	21.069	1:36.370
78	28.316	1:40.459
18	28.660	1:39.222
4	29.710	1:40.661
91	30.542	1:40.308
10	31.381	1:40.640
46	35.316	1:40.846
333	39.326	1:41.960
147	46.777	1:44.534
888	1:09.835	1:48.843

LAP 6 @ 13:53:51.056

NO	BEHIND	LAP TIME
196		1:32.429

26	1.258	1:32.326
48	2.782	1:33.954
52	8.263	1:36.468
2	13.951	1:36.897
188	14.275	1:36.932
17	14.401	1:36.990
21	15.648	1:35.413
224	20.082	1:37.094
30	22.348	1:37.728
223	22.538	1:37.651
60	24.995	1:38.467
55	25.169	1:36.529
18	35.729	1:39.498
78	37.038	1:41.151
4	37.848	1:40.567
91	38.469	1:40.356
10	39.363	1:40.411
46	43.982	1:41.095
333	49.586	1:42.689
147	1:05.386	1:51.038
888	1:28.055	1:50.649

LAP 7 @ 13:55:23.648

NO	BEHIND	LAP TIME
196		1:32.592
26	1.028	1:32.362
48	4.453	1:34.263
52	12.951	1:37.280
2	18.620	1:37.261
188	18.720	1:37.037
17	18.876	1:37.067
21	18.955	1:35.899
224	25.892	1:38.402
30	27.885	1:38.129
223	28.172	1:38.226
55	28.796	1:36.219
60	30.125	1:37.722
18	41.705	1:38.568
78	45.527	1:41.081
91	45.599	1:39.722
4	46.173	1:40.917
10	46.906	1:40.135
46	52.648	1:41.258
333	59.967	1:42.973
147	1:16.666	1:43.872

LAP 8 @ 13:56:57.531

NO	BEHIND	LAP TIME
196		1:33.883
26	0.159	1:33.014
48	6.120	1:35.550
888	1 Lap	1:49.102
52	15.528	1:36.460
188	20.420	1:35.583
21	22.077	1:37.005
2	22.113	1:37.376
17	22.367	1:37.374
224	30.193	1:38.184
30	32.722	1:38.720
55	32.756	1:37.843
223	33.273	1:38.984
60	33.933	1:37.691
18	47.104	1:39.282
91	51.405	1:39.689
78	53.157	1:41.513

4	53.614	1:41.324
10	54.522	1:41.499
46	59.949	1:41.184
333	1:08.335	1:42.251
147	1:28.608	1:45.825

BMCRC - MRO Championships 2023 - Rnd 5 @ Cadwell Park

Reactive Parts MRO Powerbikes inc Clubman 1000

RACE 6 - POSITION CHART

No	Name	Lap Pos								
			1	2	3	4	5	6	7	8
52	FORBES-COWDRY	1	52	52	48	48	196	196	196	196
48	WILSON	2	2	48	52	26	48	26	26	26
2	BAKER	3	188	2	26	196	26	48	48	48
223	KISYK	4	48	26	196	52	52	52	52	52
224	HEALEY	5	17	188	2	2	2	2	2	188
188	KRAWIECKI	6	26	196	188	188	188	188	188	21
78	THOMAS	7	196	17	17	17	17	17	17	2
26	WAINWRIGHT	8	224	224	21	21	21	21	21	17
17	BAKER	9	30	30	224	224	224	224	224	224
196	SMITH	10	60	223	30	30	30	30	30	30
4	MATUZAS	11	223	60	223	223	223	223	223	55
18	CERNIAUSKAS	12	21	21	60	60	60	60	55	223
91	TAYLOR	13	4	78	55	55	55	55	60	60
60	YOUNGE	14	78	4	78	78	78	18	18	18
10	MERCER	15	91	91	4	4	18	78	78	91
30	PENRICE	16	18	55	91	18	4	4	91	78
21	CROUCHER	17	55	18	18	91	91	91	4	4
147	SKEVINGTON	18	10	10	10	10	10	10	10	10
55	POWELL	19	46	46	46	46	46	46	46	46
333	HOUGHTON	20	333	333	333	333	333	333	333	333
888	FAGG	21	147	147	147	147	147	147	147	147
46	GATES	22	888	888	888	888	888	888	888	888

BMCRC - MRO Championships 2023 - Rnd 5 @ Cadwell Park

Reactive Parts MRO Powerbikes inc Clubman 1000

RACE 6 - SECTOR ANALYSIS



SECTOR 1 = FL to I1, SECTOR 2 = I1 to FL, DIFF = Difference To Personal Best Lap, P = Crossed Finish Line in Pit Lane, D = Time Disallowed

P1 196		Kieran SMITH		Honda CBR1000RR-R SO -			
IDEAL LAP TIME :		BEST LAP TIME : 1:32.429		DIFFERENCE :			
LAP	SECTOR 1	SECTOR 2	LAP TIME	MPH	DIFF	TIME OF DAY	
1 -			1:44.046	75.42	11.617	13:46:01.490	
2 -			1:36.260	81.52	3.831	13:47:37.750	
3 -			1:33.671	83.78	1.242	13:49:11.421	
4 -			1:34.173	83.33	1.744	13:50:45.594	
5 -			1:33.032 (3)	84.35	0.603	13:52:18.627	
6 -			1:32.429 (1)	84.90		13:53:51.056	
7 -			1:32.592 (2)	84.75	0.163	13:55:23.648	
8 -			1:33.883	83.59	1.454	13:56:57.531	

P2 26		Josh WAINWRIGHT		Honda CBR1000RR - JW MOT Centre			
IDEAL LAP TIME : 1:32.218		BEST LAP TIME : 1:32.326		DIFFERENCE : 0.108			
LAP	SECTOR 1	SECTOR 2	LAP TIME	MPH	DIFF	TIME OF DAY	
1 -		41.358	1:43.967	75.48	11.641	13:46:01.411	
2 -	55.479	40.270	1:35.749	81.96	3.423	13:47:37.160	
3 -	54.072	39.838	1:33.910	83.57	1.584	13:49:11.070	
4 -	54.332	40.131	1:34.463	83.08	2.137	13:50:45.533	
5 -	54.892	39.563	1:34.455	83.08	2.129	13:52:19.988	
6 -	53.671	38.655	1:32.326 (1)	85.00		13:53:52.314	
7 -	53.815	38.547	1:32.362 (2)	84.97	0.036	13:55:24.676	
8 -	54.376	38.638	1:33.014 (3)	84.37	0.688	13:56:57.690	

P3 48		Nicky WILSON		Suzuki GSXR 1000 - Demon GP/Haslemere Motorcycles			
IDEAL LAP TIME : 1:33.902		BEST LAP TIME : 1:33.954		DIFFERENCE : 0.052			
LAP	SECTOR 1	SECTOR 2	LAP TIME	MPH	DIFF	TIME OF DAY	
1 -		41.435	1:43.686	75.69	9.732	13:46:01.130	
2 -	55.064	39.636	1:34.700	82.87	0.746	13:47:35.830	
3 -	54.456	39.705	1:34.161 (2)	83.34	0.207	13:49:09.991	
4 -	54.830	40.367	1:35.197	82.44	1.243	13:50:45.188	
5 -	54.973	39.723	1:34.696	82.87	0.742	13:52:19.884	
6 -	54.266	39.688	1:33.954 (1)	83.53		13:53:53.838	
7 -	54.464	39.799	1:34.263 (3)	83.25	0.309	13:55:28.101	
8 -	55.501	40.049	1:35.550	82.13	1.596	13:57:03.651	

P4 52 C		Scott FORBES-COWDRY		Kawasaki ZX10R - Lincolnshire landscaping services			
IDEAL LAP TIME : 1:35.331		BEST LAP TIME : 1:35.380		DIFFERENCE : 0.049			
LAP	SECTOR 1	SECTOR 2	LAP TIME	MPH	DIFF	TIME OF DAY	
1 -		40.494	1:41.388	77.40	6.008	13:45:58.832	
2 -	55.699	40.437	1:36.136 (3)	81.63	0.756	13:47:34.968	
3 -	55.927	40.115	1:36.042 (2)	81.71	0.662	13:49:11.010	
4 -	56.086	40.375	1:36.461	81.36	1.081	13:50:47.471	
5 -	55.216	40.164	1:35.380 (1)	82.28		13:52:22.851	
6 -	55.992	40.476	1:36.468	81.35	1.088	13:53:59.319	
7 -	56.314	40.966	1:37.280	80.67	1.900	13:55:36.599	
8 -	55.916	40.544	1:36.460	81.36	1.080	13:57:13.059	

P5 188		Dawid KRAWIECKI		Yamaha R1 - Code Blue LTD & D A East Electrical			
IDEAL LAP TIME : 1:35.583		BEST LAP TIME : 1:35.583		DIFFERENCE : 0.000			
LAP	SECTOR 1	SECTOR 2	LAP TIME	MPH	DIFF	TIME OF DAY	
1 -		41.607	1:43.605	75.74	8.022	13:46:01.049	
2 -	55.694	40.923	1:36.617 (2)	81.22	1.034	13:47:37.666	
3 -	55.924	40.956	1:36.880	81.00	1.297	13:49:14.546	
4 -	56.113	40.906	1:37.019	80.89	1.436	13:50:51.565	
5 -	55.797	41.037	1:36.834 (3)	81.04	1.251	13:52:28.399	
6 -	55.990	40.942	1:36.932	80.96	1.349	13:54:05.331	
7 -	55.875	41.162	1:37.037	80.87	1.454	13:55:42.368	
8 -	55.355	40.228	1:35.583 (1)	82.10		13:57:17.951	

BMCRC - MRO Championships 2023 - Rnd 5 @ Cadwell Park

Reactive Parts MRO Powerbikes inc Clubman 1000

RACE 6 - SECTOR ANALYSIS



SECTOR 1 = FL to I1, SECTOR 2 = I1 to FL, DIFF = Difference To Personal Best Lap, P = Crossed Finish Line in Pit Lane, D = Time Disallowed

P6 21		Jack CROUCHER		Kawasaki ZX10R - Trendy lofts / croucher carpentry / palmer per			
IDEAL LAP TIME :		BEST LAP TIME : 1:35.413		DIFFERENCE :			
LAP	SECTOR 1	SECTOR 2	LAP TIME	MPH	DIFF	TIME OF DAY	
1 -			1:47.805	72.79	12.392	13:46:05.249	
2 -			1:37.564	80.43	2.151	13:47:42.813	
3 -			1:37.044	80.87	1.631	13:49:19.857	
4 -			1:35.810 (3)	81.91	0.397	13:50:55.668	
5 -			1:35.623 (2)	82.07	0.210	13:52:31.291	
6 -			1:35.413 (1)	82.25		13:54:06.704	
7 -			1:35.899	81.83	0.486	13:55:42.603	
8 -			1:37.005	80.90	1.592	13:57:19.608	

P7 2		Peter BAKER		Kawasaki ZX10R - TJ & Peter Baker M/C			
IDEAL LAP TIME : 1:36.421		BEST LAP TIME : 1:36.622		DIFFERENCE : 0.201			
LAP	SECTOR 1	SECTOR 2	LAP TIME	MPH	DIFF	TIME OF DAY	
1 -		41.243	1:43.060	76.14	6.438	13:46:00.504	
2 -	56.056	40.566	1:36.622 (1)	81.22		13:47:37.126	
3 -	56.107	41.009	1:37.116	80.81	0.494	13:49:14.242	
4 -	55.855	40.876	1:36.731 (2)	81.13	0.109	13:50:50.973	
5 -	56.198	40.939	1:37.137	80.79	0.515	13:52:28.110	
6 -	56.062	40.835	1:36.897 (3)	80.99	0.275	13:54:05.007	
7 -	55.961	41.300	1:37.261	80.69	0.639	13:55:42.268	
8 -	56.151	41.225	1:37.376	80.59	0.754	13:57:19.644	

P8 17		Philip BAKER		BMW S1000RR - Ashford Accident Repair Centre Ltd			
IDEAL LAP TIME : 1:36.312		BEST LAP TIME : 1:36.426		DIFFERENCE : 0.114			
LAP	SECTOR 1	SECTOR 2	LAP TIME	MPH	DIFF	TIME OF DAY	
1 -		41.449	1:43.911	75.52	7.485	13:46:01.355	
2 -	55.955	41.011	1:36.966	80.93	0.540	13:47:38.321	
3 -	55.792	40.634	1:36.426 (1)	81.38		13:49:14.747	
4 -	56.393	40.520	1:36.913 (3)	80.98	0.487	13:50:51.660	
5 -	56.113	40.694	1:36.807 (2)	81.06	0.381	13:52:28.467	
6 -	56.354	40.636	1:36.990	80.91	0.564	13:54:05.457	
7 -	55.993	41.074	1:37.067	80.85	0.641	13:55:42.524	
8 -	56.276	41.098	1:37.374	80.59	0.948	13:57:19.898	

P9 224 C		Lee HEALEY		Suzuki GSXR 1000R - Wilvin UK Ltd / Uniq3 Projects Ltd			
IDEAL LAP TIME : 1:36.523		BEST LAP TIME : 1:36.922		DIFFERENCE : 0.399			
LAP	SECTOR 1	SECTOR 2	LAP TIME	MPH	DIFF	TIME OF DAY	
1 -		41.599	1:45.158	74.63	8.236	13:46:02.602	
2 -	56.956	41.680	1:38.636	79.56	1.714	13:47:41.238	
3 -	57.203	41.437	1:38.640	79.56	1.718	13:49:19.878	
4 -	56.307	40.615	1:36.922 (1)	80.97		13:50:56.800	
5 -	56.176	41.068	1:37.244 (3)	80.70	0.322	13:52:34.044	
6 -	55.908	41.186	1:37.094 (2)	80.82	0.172	13:54:11.138	
7 -	56.731	41.671	1:38.402	79.75	1.480	13:55:49.540	
8 -	56.864	41.320	1:38.184	79.93	1.262	13:57:27.724	

P10 30 C		Alex PENRICE		Yamaha R1 - AP Motorcycles			
IDEAL LAP TIME : 1:37.283		BEST LAP TIME : 1:37.283		DIFFERENCE : 0.000			
LAP	SECTOR 1	SECTOR 2	LAP TIME	MPH	DIFF	TIME OF DAY	
1 -		41.988	1:45.905	74.10	8.622	13:46:03.349	
2 -	57.030	41.793	1:38.823	79.41	1.540	13:47:42.172	
3 -	56.680	41.784	1:38.464	79.70	1.181	13:49:20.636	
4 -	56.152	41.131	1:37.283 (1)	80.67		13:50:57.919	
5 -	56.191	41.566	1:37.757 (3)	80.28	0.474	13:52:35.676	
6 -	56.314	41.414	1:37.728 (2)	80.30	0.445	13:54:13.404	
7 -	56.625	41.504	1:38.129	79.97	0.846	13:55:51.533	
8 -	57.034	41.686	1:38.720	79.49	1.437	13:57:30.253	

BMCRC - MRO Championships 2023 - Rnd 5 @ Cadwell Park

Reactive Parts MRO Powerbikes inc Clubman 1000

RACE 6 - SECTOR ANALYSIS



SECTOR 1 = FL to I1, SECTOR 2 = I1 to FL, DIFF = Difference To Personal Best Lap, P = Crossed Finish Line in Pit Lane, D = Time Disallowed

P11 55 C		Kirt POWELL		BMW S1000RR - Kirt powell plumbing and heating			
IDEAL LAP TIME : 1:36.136		BEST LAP TIME : 1:36.219		DIFFERENCE : 0.083			
LAP	SECTOR 1	SECTOR 2	LAP TIME	MPH	DIFF	TIME OF DAY	
1 -		43.024	1:50.042	71.31	13.823	13:46:07.486	
2 -	57.741	41.589	1:39.330	79.01	3.111	13:47:46.816	
3 -	57.846	41.432	1:39.278	79.05	3.059	13:49:26.094	
4 -	56.503	40.729	1:37.232	80.71	1.013	13:51:03.326	
5 -	56.075	40.295	1:36.370 (2)	81.43	0.151	13:52:39.696	
6 -	55.857	40.672	1:36.529 (3)	81.30	0.310	13:54:16.225	
7 -	55.841	40.378	1:36.219 (1)	81.56		13:55:52.444	
8 -	56.419	41.424	1:37.843	80.21	1.624	13:57:30.287	

P12 223 C		Rafal KISYK		Suzuki GSXR-1000 -			
IDEAL LAP TIME : 1:37.386		BEST LAP TIME : 1:37.386		DIFFERENCE : 0.000			
LAP	SECTOR 1	SECTOR 2	LAP TIME	MPH	DIFF	TIME OF DAY	
1 -		41.684	1:46.673	73.57	9.287	13:46:04.117	
2 -	56.849	41.374	1:38.223	79.90	0.837	13:47:42.340	
3 -	57.389	41.176	1:38.565	79.62	1.179	13:49:20.905	
4 -	56.494	40.892	1:37.386 (1)	80.58		13:50:58.291	
5 -	56.556	41.096	1:37.652 (3)	80.36	0.266	13:52:35.943	
6 -	56.746	40.905	1:37.651 (2)	80.36	0.265	13:54:13.594	
7 -	56.940	41.286	1:38.226	79.89	0.840	13:55:51.820	
8 -	57.325	41.659	1:38.984	79.28	1.598	13:57:30.804	

P13 60		Jack YOUNGE		Kawasaki ZX10R - Chase Timber products			
IDEAL LAP TIME : 1:37.511		BEST LAP TIME : 1:37.691		DIFFERENCE : 0.180			
LAP	SECTOR 1	SECTOR 2	LAP TIME	MPH	DIFF	TIME OF DAY	
1 -		41.787	1:46.270	73.84	8.579	13:46:03.714	
2 -	57.707	41.351	1:39.058	79.22	1.367	13:47:42.772	
3 -	57.446	41.458	1:38.904	79.35	1.213	13:49:21.676	
4 -	56.908	41.044	1:37.952 (3)	80.12	0.261	13:50:59.628	
5 -	57.048	40.908	1:37.956	80.11	0.265	13:52:37.584	
6 -	57.308	41.159	1:38.467	79.70	0.776	13:54:16.051	
7 -	56.981	40.741	1:37.722 (2)	80.31	0.031	13:55:53.773	
8 -	56.770	40.921	1:37.691 (1)	80.33		13:57:31.464	

P14 18 C		Sigitas CERNIAUSKAS		Yamaha R1 - SC MOTO			
IDEAL LAP TIME : 1:38.475		BEST LAP TIME : 1:38.568		DIFFERENCE : 0.093			
LAP	SECTOR 1	SECTOR 2	LAP TIME	MPH	DIFF	TIME OF DAY	
1 -		43.127	1:49.923	71.39	11.355	13:46:07.367	
2 -	58.238	42.477	1:40.715	77.92	2.147	13:47:48.082	
3 -	58.326	41.995	1:40.321	78.22	1.753	13:49:28.403	
4 -	57.499	42.163	1:39.662	78.74	1.094	13:51:08.065	
5 -	57.044	42.178	1:39.222 (2)	79.09	0.654	13:52:47.287	
6 -	57.686	41.812	1:39.498	78.87	0.930	13:54:26.785	
7 -	56.663	41.905	1:38.568 (1)	79.62		13:56:05.353	
8 -	57.044	42.238	1:39.282 (3)	79.04	0.714	13:57:44.635	

P15 91 C		Chris TAYLOR		BMW S1000RR - Cam Civils and Landscaping LTD			
IDEAL LAP TIME : 1:38.991		BEST LAP TIME : 1:39.689		DIFFERENCE : 0.698			
LAP	SECTOR 1	SECTOR 2	LAP TIME	MPH	DIFF	TIME OF DAY	
1 -		43.198	1:49.558	71.63	9.869	13:46:07.002	
2 -	57.704	42.050	1:39.754 (3)	78.67	0.065	13:47:46.756	
3 -	58.867	42.111	1:40.978	77.72	1.289	13:49:27.734	
4 -	58.489	42.638	1:41.127	77.60	1.438	13:51:08.861	
5 -	57.986	42.322	1:40.308	78.23	0.619	13:52:49.169	
6 -	58.171	42.185	1:40.356	78.20	0.667	13:54:29.525	
7 -	57.901	41.821	1:39.722 (2)	78.69	0.033	13:56:09.247	
8 -	58.402	41.287	1:39.689 (1)	78.72		13:57:48.936	

BMCRC - MRO Championships 2023 - Rnd 5 @ Cadwell Park

Reactive Parts MRO Powerbikes inc Clubman 1000

RACE 6 - SECTOR ANALYSIS



SECTOR 1 = FL to I1, SECTOR 2 = I1 to FL, DIFF = Difference To Personal Best Lap, P = Crossed Finish Line in Pit Lane, D = Time Disallowed

P16 78 C		Jamie THOMAS		Suzuki GSXR 1000 - Team RubyRacing DART Motorsport			
IDEAL LAP TIME :		BEST LAP TIME : 1:39.750		DIFFERENCE :			
LAP	SECTOR 1	SECTOR 2	LAP TIME	MPH	DIFF	TIME OF DAY	
1 -			1:48.655	72.22	8.905	13:46:06.099	
2 -			1:40.307 (2)	78.24	0.556	13:47:46.406	
3 -			1:39.750 (1)	78.67		13:49:26.156	
4 -			1:40.327 (3)	78.22	0.576	13:51:06.484	
5 -			1:40.459	78.12	0.708	13:52:46.943	
6 -			1:41.151	77.58	1.400	13:54:28.094	
7 -			1:41.081	77.64	1.330	13:56:09.175	
8 -			1:41.513	77.31	1.762	13:57:50.688	

P17 4 C		Remi MATUZAS		Yamaha R1 - B INTERIORS			
IDEAL LAP TIME : 1:40.313		BEST LAP TIME : 1:40.463		DIFFERENCE : 0.150			
LAP	SECTOR 1	SECTOR 2	LAP TIME	MPH	DIFF	TIME OF DAY	
1 -		42.383	1:47.899	72.73	7.436	13:46:05.343	
2 -	58.636	42.514	1:41.150	77.58	0.687	13:47:46.493	
3 -	58.895	41.825	1:40.720	77.91	0.257	13:49:27.213	
4 -	58.488	41.975	1:40.463 (1)	78.11		13:51:07.676	
5 -	58.763	41.898	1:40.661 (3)	77.96	0.198	13:52:48.337	
6 -	58.681	41.886	1:40.567 (2)	78.03	0.104	13:54:28.904	
7 -	58.852	42.065	1:40.917	77.76	0.454	13:56:09.821	
8 -	59.465	41.859	1:41.324	77.45	0.861	13:57:51.145	

P18 10 C		Daniel MERCER		Honda CBR1000RR - Merc&Co Racing			
IDEAL LAP TIME : 1:39.900		BEST LAP TIME : 1:40.134		DIFFERENCE : 0.234			
LAP	SECTOR 1	SECTOR 2	LAP TIME	MPH	DIFF	TIME OF DAY	
1 -		43.183	1:51.055	70.66	10.921	13:46:08.499	
2 -	57.915	42.643	1:40.558	78.04	0.424	13:47:49.057	
3 -	57.894	42.283	1:40.177 (3)	78.34	0.043	13:49:29.234	
4 -	57.774	42.360	1:40.134 (1)	78.37		13:51:09.368	
5 -	58.186	42.454	1:40.640	77.98	0.506	13:52:50.008	
6 -	58.146	42.265	1:40.411	78.15	0.277	13:54:30.419	
7 -	58.009	42.126	1:40.135 (2)	78.37	0.001	13:56:10.554	
8 -	59.171	42.328	1:41.499	77.32	1.365	13:57:52.053	

P19 46 C		Simon GATES		Yamaha YZF R1 - T.A Roden LTD / Canine Plus Hydro			
IDEAL LAP TIME : 1:40.684		BEST LAP TIME : 1:40.846		DIFFERENCE : 0.162			
LAP	SECTOR 1	SECTOR 2	LAP TIME	MPH	DIFF	TIME OF DAY	
1 -		43.453	1:51.629	70.30	10.783	13:46:09.073	
2 -	58.406	42.792	1:41.198	77.55	0.352	13:47:50.271	
3 -	58.601	42.707	1:41.308	77.46	0.462	13:49:31.579	
4 -	58.515	43.003	1:41.518	77.30	0.672	13:51:13.097	
5 -	58.469	42.377	1:40.846 (1)	77.82		13:52:53.943	
6 -	58.591	42.504	1:41.095 (2)	77.63	0.249	13:54:35.038	
7 -	58.723	42.535	1:41.258	77.50	0.412	13:56:16.296	
8 -	58.307	42.877	1:41.184 (3)	77.56	0.338	13:57:57.480	

P20 333		Andrew HOUGHTON		BMW S1000RR - Bahnstormer BMW			
IDEAL LAP TIME : 1:41.585		BEST LAP TIME : 1:41.726		DIFFERENCE : 0.141			
LAP	SECTOR 1	SECTOR 2	LAP TIME	MPH	DIFF	TIME OF DAY	
1 -		43.696	1:52.490	69.76	10.764	13:46:09.934	
2 -	58.821	42.905	1:41.726 (1)	77.14		13:47:51.660	
3 -	59.166	43.206	1:42.372	76.66	0.646	13:49:34.032	
4 -	59.051	42.910	1:41.961 (3)	76.97	0.235	13:51:15.993	
5 -	58.841	43.119	1:41.960 (2)	76.97	0.234	13:52:57.953	
6 -	59.387	43.302	1:42.689	76.42	0.963	13:54:40.642	
7 -	59.676	43.297	1:42.973	76.21	1.247	13:56:23.615	
8 -	59.487	42.764	1:42.251	76.75	0.525	13:58:05.866	

BMCRC - MRO Championships 2023 - Rnd 5 @ Cadwell Park

Reactive Parts MRO Powerbikes inc Clubman 1000

RACE 6 - SECTOR ANALYSIS



SECTOR 1 = FL to I1, SECTOR 2 = I1 to FL, DIFF = Difference To Personal Best Lap, P = Crossed Finish Line in Pit Lane, D = Time Disallowed

P21 147 C		Mark SKEVINGTON		Suzuki GSXR 1000 - Teknimek Engineering Ltd			
IDEAL LAP TIME : 1:42.769		BEST LAP TIME : 1:42.769		DIFFERENCE : 0.000			
LAP	SECTOR 1	SECTOR 2	LAP TIME	MPH	DIFF	TIME OF DAY	
1 -		43.751	1:52.897	69.51	10.128	13:46:10.341	
2 -	59.025	43.744	1:42.769 (1)	76.36		13:47:53.110	
3 -	59.491	43.840	1:43.331 (2)	75.95	0.562	13:49:36.441	
4 -	1:00.034	44.395	1:44.429	75.15	1.660	13:51:20.870	
5 -	1:00.253	44.281	1:44.534	75.07	1.765	13:53:05.404	
6 -	1:06.922	44.116	1:51.038	70.67	8.269	13:54:56.442	
7 -	59.309	44.563	1:43.872 (3)	75.55	1.103	13:56:40.314	
8 -	1:01.414	44.411	1:45.825	74.16	3.056	13:58:26.139	

P22 888 C		Paul FAGG		Yamaha R1 4C8 - I need a sponsor-			
IDEAL LAP TIME : 1:47.325		BEST LAP TIME : 1:47.610		DIFFERENCE : 0.285			
LAP	SECTOR 1	SECTOR 2	LAP TIME	MPH	DIFF	TIME OF DAY	
1 -		45.095	1:56.024	67.64	8.414	13:46:13.468	
2 -	1:02.230	45.380	1:47.610 (1)	72.93		13:48:01.078	
3 -	1:03.374	45.344	1:48.718 (2)	72.18	1.108	13:49:49.796	
4 -	1:04.091	45.732	1:49.823	71.46	2.213	13:51:39.619	
5 -	1:03.279	45.564	1:48.843 (3)	72.10	1.233	13:53:28.462	
6 -	1:04.990	45.659	1:50.649	70.92	3.039	13:55:19.111	
7 -	1:03.154	45.948	1:49.102	71.93	1.492	13:57:08.213	

BMCRC - MRO Championships 2023 - Rnd 5 @ Cadwell Park

Reactive Parts MRO Powerbikes inc Clubman 1000

RACE 6 - BEST SECTORS

SECTOR 1			SECTOR 2			IDEAL / BEST COMPARISON						
POS	NO	NAME	TIME	NO	NAME	TIME	POS	NO	NAME	IDEAL	BEST	DIFF
									PERFECT LAP	1:32.218		
1	26	WAINWRIGHT	53.671	26	WAINWRIGHT	38.547	1	26	WAINWRIGHT	1:32.218	1:32.326	0.108
2	48	WILSON	54.266	48	WILSON	39.636	2	48	WILSON	1:33.902	1:33.954	0.052
3	52	FORBES-COWDRY	55.216	52	FORBES-COWDRY	40.115	3	52	FORBES-COWDRY	1:35.331	1:35.380	0.049
4	188	KRAWIECKI	55.355	188	KRAWIECKI	40.228	4	188	KRAWIECKI	1:35.583	1:35.583	0.000
5	17	BAKER	55.792	55	POWELL	40.295	5	55	POWELL	1:36.136	1:36.219	0.083
6	55	POWELL	55.841	17	BAKER	40.520	6	17	BAKER	1:36.312	1:36.426	0.114
7	2	BAKER	55.855	2	BAKER	40.566	7	2	BAKER	1:36.421	1:36.622	0.201
8	224	HEALEY	55.908	224	HEALEY	40.615	8	224	HEALEY	1:36.523	1:36.922	0.399
9	30	PENRICE	56.152	60	YOUNGE	40.741	9	30	PENRICE	1:37.283	1:37.283	0.000
10	223	KISYK	56.494	223	KISYK	40.892	10	223	KISYK	1:37.386	1:37.386	0.000
11	18	CERNIAUSKAS	56.663	30	PENRICE	41.131	11	60	YOUNGE	1:37.511	1:37.691	0.180
12	60	YOUNGE	56.770	91	TAYLOR	41.287	12	18	CERNIAUSKAS	1:38.475	1:38.568	0.093
13	91	TAYLOR	57.704	18	CERNIAUSKAS	41.812	13	91	TAYLOR	1:38.991	1:39.689	0.698
14	10	MERCER	57.774	4	MATUZAS	41.825	14	10	MERCER	1:39.900	1:40.134	0.234
15	46	GATES	58.307	10	MERCER	42.126	15	4	MATUZAS	1:40.313	1:40.463	0.150
16	4	MATUZAS	58.488	46	GATES	42.377	16	46	GATES	1:40.684	1:40.846	0.162
17	333	HOUGHTON	58.821	333	HOUGHTON	42.764	17	333	HOUGHTON	1:41.585	1:41.726	0.141
18	147	SKEVINGTON	59.025	147	SKEVINGTON	43.744	18	147	SKEVINGTON	1:42.769	1:42.769	0.000
19	888	FAGG	1:02.230	888	FAGG	45.095	19	888	FAGG	1:47.325	1:47.610	0.285
20							20	196	SMITH		1:32.429	
21							21	21	CROUCHER		1:35.413	
22							22	78	THOMAS		1:39.750	

BMCRC - MRO Championships 2023 - Rnd 5 @ Cadwell Park

Reactive Parts MRO Powerbikes inc Clubman 1000

RACE 6 - STATISTICS

Competitors Started	22
Planned Start	2023-07-01 @ 13:45:00.000
Actual Start	2023-07-01 @ 13:44:17.443
Finish Time	2023-07-01 @ 13:56:57.037
Track Length	2.1800mi.
Total Laps	175
Total Distance Covered	381.5032mi.

Session Fastest Lap History

NO	CL	NAME	LAP TIME	TIME OF DAY	LAP	VEHICLE
52	C	Scott FORBES-COWDRY	1:36.136	13:47:34.992	2	Kawasaki ZX10R
48		Nicky WILSON	1:34.700	13:47:35.840	2	Suzuki GSXR 1000
48		Nicky WILSON	1:34.161	13:49:10.002	3	Suzuki GSXR 1000
26		Josh WAINWRIGHT	1:33.910	13:49:11.070	3	Honda CBR1000RR
196		Kieran SMITH	1:33.671	13:49:11.421	3	Honda CBR1000RR-R SO
196		Kieran SMITH	1:33.032	13:52:18.627	5	Honda CBR1000RR-R SO
196		Kieran SMITH	1:32.429	13:53:51.056	6	Honda CBR1000RR-R SO
26		Josh WAINWRIGHT	1:32.326	13:53:52.339	6	Honda CBR1000RR

Session Leader History

NO	CL	NAME	FROM LAP	LAPS LED	DISTANCE	VEHICLE
52	C	Scott FORBES-COWDRY	1	2	4.36 miles	Kawasaki ZX10R
48		Nicky WILSON	3	2	4.36 miles	Suzuki GSXR 1000
196		Kieran SMITH	5	4	8.72 miles	Honda CBR1000RR-R SO

Flag History

TYPE	TIME OF DAY
GREEN	13:44:17.443
FINISH	13:56:57.037

Flag Statistics

TYPE	COUNT	TOTAL LAPS	TOTAL TIME
Green	1	8	14:18.473
Red	0	0	0.000
Safety Car	0	0	0.000
FCY	0	0	0.000

BMCRC - MRO Championships 2023 - Rnd 5 @ Cadwell Park

Reactive Parts MRO Powerbikes inc Clubman 1000

RACE 6 - STATISTICS

CLASS :

9 Starters

Fastest Lap History

NO	NAME	LAP TIME	TIME OF DAY	LAP	VEHICLE
48	Nicky WILSON	1:34.700	13:47:35.840	2	Suzuki GSXR 1000
48	Nicky WILSON	1:34.161	13:49:10.002	3	Suzuki GSXR 1000
26	Josh WAINWRIGHT	1:33.910	13:49:11.070	3	Honda CBR1000RR
196	Kieran SMITH	1:33.671	13:49:11.421	3	Honda CBR1000RR-R SO
196	Kieran SMITH	1:33.032	13:52:18.627	5	Honda CBR1000RR-R SO
196	Kieran SMITH	1:32.429	13:53:51.056	6	Honda CBR1000RR-R SO
26	Josh WAINWRIGHT	1:32.326	13:53:52.339	6	Honda CBR1000RR

Leader History

NO	NAME	FROM LAP	LAPS LED	DISTANCE	VEHICLE
2	Peter BAKER	1	1	2.18 miles	Kawasaki ZX10R
48	Nicky WILSON	2	3	6.54 miles	Suzuki GSXR 1000
196	Kieran SMITH	5	4	8.72 miles	Honda CBR1000RR-R SO

BMCRC - MRO Championships 2023 - Rnd 5 @ Cadwell Park

Reactive Parts MRO Powerbikes inc Clubman 1000

RACE 6 - STATISTICS

CLASS : C

13 Starters

Fastest Lap History

NO	NAME	LAP TIME	TIME OF DAY	LAP	VEHICLE
52	Scott FORBES-COWDRY	1:36.136	13:47:34.992	2	Kawasaki ZX10R
52	Scott FORBES-COWDRY	1:36.042	13:49:11.033	3	Kawasaki ZX10R
52	Scott FORBES-COWDRY	1:35.380	13:52:22.875	5	Kawasaki ZX10R

Leader History

NO	NAME	FROM LAP	LAPS LED	DISTANCE	VEHICLE
52	Scott FORBES-COWDRY	1	8	17.44 miles	Kawasaki ZX10R



BMCRC - MRO Championships 2023 - Rnd 5 @ Cadwell Park

Reactive Parts MRO Powerbikes inc Clubman 1000

RACE 6 - GRID (10 Laps)



ROW 8	22	888	Paul FAGG	1:47.610	23		24	
ROW 7	19	46	Simon GATES	1:40.846	20	333	Andrew HOUGHTON	1:41.726
					21	147	Mark SKEVINGTON	1:42.769
ROW 6					16	78	Jamie THOMAS	1:39.750
					17	10	Daniel MERCER	1:40.134
					18	4	Remi MATUZAS	1:40.463
ROW 5	13	60	Jack YOUNGE	1:37.691	14	18	Sigitas CERNIAUSKAS	1:38.568
					15	91	Chris TAYLOR	1:39.689
ROW 4					10	224	Lee HEALEY	1:36.922
					11	30	Alex PENRICE	1:37.283
					12	223	Rafal KISYK	1:37.386
ROW 3	7	55	Kirt POWELL	1:36.219	8	17	Philip BAKER	1:36.426
					9	2	Peter BAKER	1:36.622
ROW 2					4	52	Scott FORBES-COWDRY	1:35.380
					5	21	Jack CROUCHER	1:35.413
					6	188	Dawid KRAWIECKI	1:35.583
ROW 1	1	26	Josh WAINWRIGHT	1:32.326	2	196	Kieran SMITH	1:32.429
					3	48	Nicky WILSON	1:33.954

Pole

Cadwell Park: 2.1800 miles

These results are provisional until the conclusion of any judicial and technical matters.

Clerk Of Course :	Stewards :	Timekeeper : <i>Craig Smith</i>
-------------------	------------	------------------------------------

Results can be found at www.tsl-timing.com

Printed - 14:01 Saturday, 01 July 2023





BMCRC - MRO Championships 2023 - Rnd 5 @ Cadwell Park

Reactive Parts MRO Powerbikes inc Clubman 1000



RACE 6 - CLASSIFICATION

POS	NO	CL	PIC NAME	ENTRY	LAPS	TIME	GAP	DIFF	MPH	BEST	ON
1	26		1 Josh WAINWRIGHT	Honda CBR1000RR - JW MOT Centre	10	15:57.246			81.98	1:34.382	7
2	55	C	1 Kirt POWELL	BMW S1000RR - Kirt powell plumbing and heating	10	16:10.158	12.912	12.912	80.89	1:35.133	8
3	17		2 Philip BAKER	BMW S1000RR - Ashford Accident Repair Centre Lt	10	16:13.108	15.862	2.950	80.64	1:35.978	9
4	2		3 Peter BAKER	Kawasaki ZX10R - TJ & Peter Baker M/C	10	16:13.977	16.731	0.869	80.57	1:36.040	9
5	52	C	2 Scott FORBES-COWDRY	Kawasaki ZX10R - Lincolnshire landscaping service	10	16:16.087	18.841	2.110	80.40	1:36.179	8
6	188		4 Dawid KRAWIECKI	Yamaha R1 - Code Blue LTD & D A East Electrical	10	16:25.761	28.515	9.674	79.61	1:36.697	3
7	224	C	3 Lee HEALEY	Suzuki GSXR 1000R - Wilvin UK Ltd / Uniq3 Project	10	16:31.585	34.339	5.824	79.14	1:37.686	3
8	30	C	4 Alex PENRICE	Yamaha R1 - AP Motorcycles	10	16:36.047	38.801	4.462	78.79	1:38.397	7
9	60		5 Jack YOUNGE	Kawasaki ZX10R - Chase Timber products	10	16:38.285	41.039	2.238	78.61	1:38.212	7
10	18	C	5 Sigitas CERNAUSKAS	Yamaha R1 - SC MOTO	10	16:39.822	42.576	1.537	78.49	1:37.832	9
11	4	C	6 Remi MATUZAS	Yamaha R1 - B INTERIORS	10	16:43.984	46.738	4.162	78.16	1:39.086	9
12	91	C	7 Chris TAYLOR	BMW S1000RR - Cam Civils and Landscaping LTD	10	16:45.971	48.725	1.987	78.01	1:38.194	5
13	333		6 Andrew HOUGHTON	BMW S1000RR - Bahnstormer BMW	10	17:03.542	1:06.296	17.571	76.67	1:40.579	8
14	46	C	8 Simon GATES	Yamaha YZF R1 - T.A Roden LTD / Canine Plus Hyc	10	17:07.080	1:09.834	3.538	76.41	1:41.308	2
15	10	C	9 Daniel MERCER	Honda CBR1000RR - Merc&Co Racing	10	17:15.743	1:18.497	8.663	75.77	1:41.910	7
16	147	C	10 Mark SKEVINGTON	Suzuki GSXR 1000 - Teknimek Engineering Ltd	10	17:22.798	1:25.552	7.055	75.25	1:42.673	3

NOT CLASSIFIED

DNF	79		Jason BURRILL	-	6	10:20.041	4 Laps	4 Laps	75.94	1:41.367	6
DNF	12	C	Duncan BEDWELL	Kawasaki ZX10R - Connected to homes LTD	3	4:59.817	7 Laps	3 Laps	78.52	1:35.167	3
DNF	888	C	Paul FAGG	Yamaha R1 4C8 - I need a sponsor-	2	3:50.187	8 Laps	1 Lap	68.18	1:51.619	2

FASTEST LAP

	26		Josh WAINWRIGHT	Honda CBR1000RR - JW MOT Centre	7	1:34.382		83.15 mph		133.82 kph	
	55	C	Kirt POWELL	BMW S1000RR - Kirt powell plumbing and heating	8	1:35.133		82.49 mph		132.76 kph	

Class - 92.5% of Race Speed = 75.83 mph
 Class C - 92.5% of Race Speed = 74.82 mph

Weather / Track : Cloudy / Dry

These results are provisional until the conclusion of any judicial and technical matters.

Race Distance: 10 Laps / 21.80 miles

Cadwell Park: 2.1800 miles

Date: 02/07/2023 Start: 15:44 Finish: 16:00

Clerk Of Course :

Stewards :

Timekeeper :

Craig Smith

Results can be found at www.tsl-timing.com

Printed - 16:02 Sunday, 02 July 2023



BMCRC - MRO Championships 2023 - Rnd 5 @ Cadwell Park

Reactive Parts MRO Powerbikes inc Clubman 1000

RACE 6 - LAP CHART

LAP 1 @ 15:46:36.012

NO	BEHIND	LAP TIME
26		1:40.245
52	2.108	1:42.353
188	3.014	1:43.259
17	3.116	1:43.361
2	3.255	1:43.500
55	3.645	1:43.890
60	6.398	1:46.643
224	6.663	1:46.908
12	7.227	1:47.472
30	7.630	1:47.875
91	8.171	1:48.416
18	8.388	1:48.633
4	8.602	1:48.847
46	9.834	1:50.079
79	10.299	1:50.544
10	11.150	1:51.395
147	11.897	1:52.142
333	12.212	1:52.457
888	18.323	1:58.568

LAP 2 @ 15:48:11.429

NO	BEHIND	LAP TIME
26		1:35.417
52	4.043	1:37.352
17	4.363	1:36.664
2	5.025	1:37.187
188	5.654	1:38.057
55	5.902	1:37.674
12	8.988	1:37.178
224	9.343	1:38.097
60	10.958	1:39.977
30	11.377	1:39.164
91	11.856	1:39.102
18	12.644	1:39.673
4	12.945	1:39.760
46	15.725	1:41.308
79	16.958	1:42.076
10	17.966	1:42.233
333	18.243	1:41.448
147	19.539	1:43.059
888	34.525	1:51.619

LAP 3 @ 15:49:46.670

NO	BEHIND	LAP TIME
26		1:35.241
52	5.725	1:36.923
17	5.952	1:36.830
2	6.691	1:36.907
188	7.110	1:36.697
55	7.379	1:36.718
12	8.914	1:35.167
224	11.788	1:37.686
30	14.937	1:38.801
60	15.814	1:40.097
91	16.202	1:39.587
18	16.704	1:39.301
4	17.050	1:39.346
46	22.224	1:41.740
79	23.618	1:41.901
10	24.890	1:42.165
333	25.172	1:42.170
147	26.971	1:42.673

LAP 4 @ 15:51:21.218

NO	BEHIND	LAP TIME
26		1:34.548
52	8.239	1:37.062
17	8.297	1:36.893
2	8.910	1:36.767
188	9.515	1:36.953
55	9.720	1:36.889
224	16.293	1:39.053
30	19.028	1:38.639
91	20.765	1:39.111
60	21.150	1:39.884
18	21.666	1:39.510
4	21.782	1:39.280
46	29.954	1:42.278
79	30.883	1:41.813
333	31.991	1:41.367
10	34.286	1:43.944
147	35.782	1:43.359

LAP 5 @ 15:52:56.272

NO	BEHIND	LAP TIME
26		1:35.054
17	9.494	1:36.251
2	10.975	1:37.119
52	11.383	1:38.198
55	11.486	1:36.820
188	12.620	1:38.159
224	19.769	1:38.530
30	22.604	1:38.630
91	23.905	1:38.194
60	25.166	1:39.070
18	25.731	1:39.119
4	25.950	1:39.222
46	36.508	1:41.608
79	38.169	1:42.340
333	38.731	1:41.794
10	41.602	1:42.370
147	44.172	1:43.444

LAP 6 @ 15:54:30.992

NO	BEHIND	LAP TIME
26		1:34.720
17	11.378	1:36.604
2	12.756	1:36.501
55	12.927	1:36.161
52	14.371	1:37.708
188	15.589	1:37.689
224	23.429	1:38.380
30	26.777	1:38.893
91	28.717	1:39.532
60	29.541	1:39.095
18	30.112	1:39.101
4	30.795	1:39.565
46	43.645	1:41.857
79	44.816	1:41.367
333	45.145	1:41.134
10	48.847	1:41.965
147	52.695	1:43.243

LAP 7 @ 15:56:05.374

NO	BEHIND	LAP TIME
26		1:34.382
17	14.744	1:37.748
55	14.973	1:36.428
2	16.023	1:37.649
52	17.141	1:37.152
188	18.562	1:37.355
224	27.280	1:38.233
30	30.792	1:38.397
91	33.183	1:38.848
60	33.371	1:38.212
18	33.874	1:38.144
4	35.641	1:39.228
46	51.390	1:42.127
333	51.423	1:40.660
10	56.375	1:41.910
147	1:02.093	1:43.780

LAP 8 @ 15:57:41.113

NO	BEHIND	LAP TIME
26		1:35.739
55	14.367	1:35.133
17	15.711	1:36.706
2	16.489	1:36.205
52	17.581	1:36.179
188	20.999	1:38.176
224	29.428	1:37.887
30	33.572	1:38.519
60	36.042	1:38.410
18	37.898	1:39.763
91	38.141	1:40.697
4	39.819	1:39.917
333	56.263	1:40.579
46	57.593	1:41.942
10	1:02.974	1:42.338
147	1:09.799	1:43.445

LAP 9 @ 15:59:16.411

NO	BEHIND	LAP TIME
26		1:35.298
55	14.354	1:35.285
17	16.391	1:35.978
2	17.231	1:36.040
52	18.873	1:36.590
188	25.004	1:39.303
224	32.516	1:38.386
30	36.830	1:38.556
60	39.128	1:38.384
18	40.432	1:37.832
91	43.512	1:40.669
4	43.607	1:39.086
333	1:01.777	1:40.812
46	1:04.098	1:41.803
10	1:09.896	1:42.220
147	1:18.697	1:44.196

LAP 10 @ 16:00:53.013

NO	BEHIND	LAP TIME
26		1:36.602
55	12.912	1:35.160
17	15.862	1:36.073
2	16.731	1:36.102

52	18.841	1:36.570
188	28.515	1:40.113
224	34.339	1:38.425
30	38.801	1:38.573
60	41.039	1:38.513
18	42.576	1:38.746
4	46.738	1:39.733
91	48.725	1:41.815
333	1:06.296	1:41.121
46	1:09.834	1:42.338
10	1:18.497	1:45.203
147	1:25.552	1:43.457

BMCRC - MRO Championships 2023 - Rnd 5 @ Cadwell Park

Reactive Parts MRO Powerbikes inc Clubman 1000

RACE 6 - POSITION CHART

No	Name	Lap Pos	Lap											
			1	2	3	4	5	6	7	8	9	10		
2	BAKER	1	26	26	26	26	26	26	26	26	26	26	26	26
17	BAKER	2	52	52	52	52	17	17	17	55	55	55		
26	WAINWRIGHT	3	188	17	17	17	2	2	55	17	17	17		
60	YOUNGE	4	17	2	2	2	52	55	2	2	2	2		
188	KRAWIECKI	5	2	188	188	188	55	52	52	52	52	52		
333	HOUGHTON	6	55	55	55	55	188	188	188	188	188	188		
79	BURRILL	7	60	12	12	224	224	224	224	224	224	224		
888	FAGG	8	224	224	224	30	30	30	30	30	30	30		
4	MATUZAS	9	12	60	30	91	91	91	91	60	60	60		
10	MERCER	10	30	30	60	60	60	60	60	18	18	18		
18	CERNIAUSKAS	11	91	91	91	18	18	18	18	91	91	4		
30	PENRICE	12	18	18	18	4	4	4	4	4	4	91		
46	GATES	13	4	4	4	46	46	46	46	333	333	333		
55	POWELL	14	46	46	46	79	79	79	333	46	46	46		
52	FORBES-COWDRY	15	79	79	79	333	333	333	10	10	10	10		
91	TAYLOR	16	10	10	10	10	10	10	147	147	147	147		
147	SKEVINGTON	17	147	333	333	147	147	147						
224	HEALEY	18	333	147	147									
12	BEDWELL	19	888	888										

BMCRC - MRO Championships 2023 - Rnd 5 @ Cadwell Park

Reactive Parts MRO Powerbikes inc Clubman 1000

RACE 6 - SECTOR ANALYSIS



SECTOR 1 = FL to I1, SECTOR 2 = I1 to FL, DIFF = Difference To Personal Best Lap, P = Crossed Finish Line in Pit Lane, D = Time Disallowed

P1 26		Josh WAINWRIGHT		Honda CBR1000RR - JW MOT Centre			
IDEAL LAP TIME : 1:34.382		BEST LAP TIME : 1:34.382		DIFFERENCE : 0.000			
LAP	SECTOR 1	SECTOR 2	LAP TIME	MPH	DIFF	TIME OF DAY	
1 -		39.846	1:40.245	78.28	5.863	15:46:36.012	
2 -	55.656	39.761	1:35.417	82.25	1.035	15:48:11.429	
3 -	55.391	39.850	1:35.241	82.40	0.859	15:49:46.670	
4 -	55.001	39.547	1:34.548 (2)	83.00	0.166	15:51:21.218	
5 -	55.286	39.768	1:35.054	82.56	0.672	15:52:56.272	
6 -	55.203	39.517	1:34.720 (3)	82.85	0.338	15:54:30.992	
7 -	54.875	39.507	1:34.382 (1)	83.15		15:56:05.374	
8 -	55.383	40.356	1:35.739	81.97	1.357	15:57:41.113	
9 -	55.241	40.057	1:35.298	82.35	0.916	15:59:16.411	
10 -	56.082	40.520	1:36.602	81.24	2.220	16:00:53.013	

P2 55 C		Kirt POWELL		BMW S1000RR - Kirt powell plumbing and heating			
IDEAL LAP TIME : 1:34.710		BEST LAP TIME : 1:35.133		DIFFERENCE : 0.423			
LAP	SECTOR 1	SECTOR 2	LAP TIME	MPH	DIFF	TIME OF DAY	
1 -		40.865	1:43.890	75.54	8.757	15:46:39.657	
2 -	56.600	41.074	1:37.674	80.34	2.541	15:48:17.331	
3 -	55.718	41.000	1:36.718	81.14	1.585	15:49:54.049	
4 -	55.612	41.277	1:36.889	81.00	1.756	15:51:30.938	
5 -	56.159	40.661	1:36.820	81.05	1.687	15:53:07.758	
6 -	55.818	40.343	1:36.161	81.61	1.028	15:54:43.919	
7 -	55.752	40.676	1:36.428	81.38	1.295	15:56:20.347	
8 -	55.022	40.111	1:35.133 (1)	82.49		15:57:55.480	
9 -	55.220	40.065	1:35.285 (3)	82.36	0.152	15:59:30.765	
10 -	54.645	40.515	1:35.160 (2)	82.47	0.027	16:01:05.925	

P3 17		Philip BAKER		BMW S1000RR - Ashford Accident Repair Centre Ltd			
IDEAL LAP TIME : 1:35.871		BEST LAP TIME : 1:35.978		DIFFERENCE : 0.107			
LAP	SECTOR 1	SECTOR 2	LAP TIME	MPH	DIFF	TIME OF DAY	
1 -		41.093	1:43.361	75.92	7.383	15:46:39.128	
2 -	55.974	40.690	1:36.664	81.18	0.686	15:48:15.792	
3 -	56.165	40.665	1:36.830	81.04	0.852	15:49:52.622	
4 -	56.295	40.598	1:36.893	80.99	0.915	15:51:29.515	
5 -	55.626	40.625	1:36.251 (3)	81.53	0.273	15:53:05.766	
6 -	55.692	40.912	1:36.604	81.23	0.626	15:54:42.370	
7 -	57.031	40.717	1:37.748	80.28	1.770	15:56:20.118	
8 -	56.172	40.534	1:36.706	81.15	0.728	15:57:56.824	
9 -	55.733	40.245	1:35.978 (1)	81.76		15:59:32.802	
10 -	55.707	40.366	1:36.073 (2)	81.68	0.095	16:01:08.875	

P4 2		Peter BAKER		Kawasaki ZX10R - TJ & Peter Baker M/C			
IDEAL LAP TIME : 1:35.939		BEST LAP TIME : 1:36.040		DIFFERENCE : 0.101			
LAP	SECTOR 1	SECTOR 2	LAP TIME	MPH	DIFF	TIME OF DAY	
1 -		40.819	1:43.500	75.82	7.460	15:46:39.267	
2 -	56.177	41.010	1:37.187	80.75	1.147	15:48:16.454	
3 -	55.935	40.972	1:36.907	80.98	0.867	15:49:53.361	
4 -	55.820	40.947	1:36.767	81.10	0.727	15:51:30.128	
5 -	56.187	40.932	1:37.119	80.80	1.079	15:53:07.247	
6 -	55.502	40.999	1:36.501	81.32	0.461	15:54:43.748	
7 -	55.900	41.749	1:37.649	80.37	1.609	15:56:21.397	
8 -	55.666	40.539	1:36.205 (3)	81.57	0.165	15:57:57.602	
9 -	55.400	40.640	1:36.040 (1)	81.71		15:59:33.642	
10 -	55.461	40.641	1:36.102 (2)	81.66	0.062	16:01:09.744	

BMCRC - MRO Championships 2023 - Rnd 5 @ Cadwell Park

Reactive Parts MRO Powerbikes inc Clubman 1000

RACE 6 - SECTOR ANALYSIS



SECTOR 1 = FL to I1, SECTOR 2 = I1 to FL, DIFF = Difference To Personal Best Lap, P = Crossed Finish Line in Pit Lane, D = Time Disallowed

P5 52 C		Scott FORBES-COWDRY		Kawasaki ZX10R - Lincolnshire landscaping services			
IDEAL LAP TIME : 1:36.100		BEST LAP TIME : 1:36.179		DIFFERENCE : 0.079			
LAP	SECTOR 1	SECTOR 2	LAP TIME	MPH	DIFF	TIME OF DAY	
1 -		40.909	1:42.353	76.67	6.174	15:46:38.120	
2 -	56.375	40.977	1:37.352	80.61	1.173	15:48:15.472	
3 -	56.267	40.656	1:36.923	80.97	0.744	15:49:52.395	
4 -	56.296	40.766	1:37.062	80.85	0.883	15:51:29.457	
5 -	57.142	41.056	1:38.198	79.92	2.019	15:53:07.655	
6 -	56.892	40.816	1:37.708	80.32	1.529	15:54:45.363	
7 -	56.423	40.729	1:37.152	80.78	0.973	15:56:22.515	
8 -	55.568	40.611	1:36.179 (1)	81.59		15:57:58.694	
9 -	55.628	40.962	1:36.590 (3)	81.25	0.411	15:59:35.284	
10 -	56.038	40.532	1:36.570 (2)	81.26	0.391	16:01:11.854	

P6 188		Dawid KRAWIECKI		Yamaha R1 - Code Blue LTD & D A East Electrical			
IDEAL LAP TIME : 1:36.672		BEST LAP TIME : 1:36.697		DIFFERENCE : 0.025			
LAP	SECTOR 1	SECTOR 2	LAP TIME	MPH	DIFF	TIME OF DAY	
1 -		41.316	1:43.259	76.00	6.562	15:46:39.026	
2 -	56.947	41.110	1:38.057	80.03	1.360	15:48:17.083	
3 -	55.633	41.064	1:36.697 (1)	81.16		15:49:53.780	
4 -	55.700	41.253	1:36.953 (2)	80.94	0.256	15:51:30.733	
5 -	56.118	42.041	1:38.159	79.95	1.462	15:53:08.892	
6 -	56.080	41.609	1:37.689	80.33	0.992	15:54:46.581	
7 -	56.316	41.039	1:37.355 (3)	80.61	0.658	15:56:23.936	
8 -	56.417	41.759	1:38.176	79.93	1.479	15:58:02.112	
9 -	57.249	42.054	1:39.303	79.03	2.606	15:59:41.415	
10 -	57.854	42.259	1:40.113	78.39	3.416	16:01:21.528	

P7 224 C		Lee HEALEY		Suzuki GSXR 1000R - Wilvin UK Ltd / Uniq3 Projects Ltd			
IDEAL LAP TIME : 1:37.636		BEST LAP TIME : 1:37.686		DIFFERENCE : 0.050			
LAP	SECTOR 1	SECTOR 2	LAP TIME	MPH	DIFF	TIME OF DAY	
1 -		42.353	1:46.908	73.40	9.222	15:46:42.675	
2 -	56.822	41.275	1:38.097 (3)	80.00	0.411	15:48:20.772	
3 -	56.425	41.261	1:37.686 (1)	80.33		15:49:58.458	
4 -	56.939	42.114	1:39.053	79.23	1.367	15:51:37.511	
5 -	56.598	41.932	1:38.530	79.65	0.844	15:53:16.041	
6 -	57.169	41.211	1:38.380	79.77	0.694	15:54:54.421	
7 -	56.647	41.586	1:38.233	79.89	0.547	15:56:32.654	
8 -	56.601	41.286	1:37.887 (2)	80.17	0.201	15:58:10.541	
9 -	56.824	41.562	1:38.386	79.76	0.700	15:59:48.927	
10 -	56.657	41.768	1:38.425	79.73	0.739	16:01:27.352	

P8 30 C		Alex PENRICE		Yamaha R1 - AP Motorcycles			
IDEAL LAP TIME : 1:38.230		BEST LAP TIME : 1:38.397		DIFFERENCE : 0.167			
LAP	SECTOR 1	SECTOR 2	LAP TIME	MPH	DIFF	TIME OF DAY	
1 -		43.049	1:47.875	72.75	9.478	15:46:43.642	
2 -	57.150	42.014	1:39.164	79.14	0.767	15:48:22.806	
3 -	56.935	41.866	1:38.801	79.43	0.404	15:50:01.607	
4 -	56.696	41.943	1:38.639	79.56	0.242	15:51:40.246	
5 -	56.778	41.852	1:38.630	79.57	0.233	15:53:18.876	
6 -	57.152	41.741	1:38.893	79.35	0.496	15:54:57.769	
7 -	56.789	41.608	1:38.397 (1)	79.75		15:56:36.166	
8 -	56.920	41.599	1:38.519 (2)	79.66	0.122	15:58:14.685	
9 -	56.726	41.830	1:38.556 (3)	79.63	0.159	15:59:53.241	
10 -	56.631	41.942	1:38.573	79.61	0.176	16:01:31.814	

BMCRC - MRO Championships 2023 - Rnd 5 @ Cadwell Park

Reactive Parts MRO Powerbikes inc Clubman 1000

RACE 6 - SECTOR ANALYSIS



SECTOR 1 = FL to I1, SECTOR 2 = I1 to FL, DIFF = Difference To Personal Best Lap, P = Crossed Finish Line in Pit Lane, D = Time Disallowed

P9 60		Jack YOUNGE		Kawasaki ZX10R - Chase Timber products			
IDEAL LAP TIME : 1:38.144		BEST LAP TIME : 1:38.212		DIFFERENCE : 0.068			
LAP	SECTOR 1	SECTOR 2	LAP TIME	MPH	DIFF	TIME OF DAY	
1 -		42.278	1:46.643	73.59	8.431	15:46:42.410	
2 -	58.213	41.764	1:39.977	78.49	1.765	15:48:22.387	
3 -	58.319	41.778	1:40.097	78.40	1.885	15:50:02.484	
4 -	57.706	42.178	1:39.884	78.57	1.672	15:51:42.368	
5 -	57.441	41.629	1:39.070	79.21	0.858	15:53:21.438	
6 -	57.540	41.555	1:39.095	79.19	0.883	15:55:00.533	
7 -	56.975	41.237	1:38.212 (1)	79.90		15:56:38.745	
8 -	57.241	41.169	1:38.410 (3)	79.74	0.198	15:58:17.155	
9 -	57.090	41.294	1:38.384 (2)	79.76	0.172	15:59:55.539	
10 -	57.292	41.221	1:38.513	79.66	0.301	16:01:34.052	

P10 18 C		Sigitas CERNIAUSKAS		Yamaha R1 - SC MOTO			
IDEAL LAP TIME : 1:37.832		BEST LAP TIME : 1:37.832		DIFFERENCE : 0.000			
LAP	SECTOR 1	SECTOR 2	LAP TIME	MPH	DIFF	TIME OF DAY	
1 -		42.759	1:48.633	72.24	10.801	15:46:44.400	
2 -	57.861	41.812	1:39.673	78.73	1.841	15:48:24.073	
3 -	57.403	41.898	1:39.301	79.03	1.469	15:50:03.374	
4 -	57.455	42.055	1:39.510	78.86	1.678	15:51:42.884	
5 -	57.201	41.918	1:39.119	79.17	1.287	15:53:22.003	
6 -	57.399	41.702	1:39.101	79.19	1.269	15:55:01.104	
7 -	56.762	41.382	1:38.144 (2)	79.96	0.312	15:56:39.248	
8 -	57.574	42.189	1:39.763	78.66	1.931	15:58:19.011	
9 -	56.571	41.261	1:37.832 (1)	80.21		15:59:56.843	
10 -	56.798	41.948	1:38.746 (3)	79.47	0.914	16:01:35.589	

P11 4 C		Remi MATUZAS		Yamaha R1 - B INTERIORS			
IDEAL LAP TIME : 1:38.606		BEST LAP TIME : 1:39.086		DIFFERENCE : 0.480			
LAP	SECTOR 1	SECTOR 2	LAP TIME	MPH	DIFF	TIME OF DAY	
1 -		42.661	1:48.847	72.10	9.761	15:46:44.614	
2 -	58.376	41.384	1:39.760	78.66	0.674	15:48:24.374	
3 -	57.467	41.879	1:39.346	78.99	0.260	15:50:03.720	
4 -	57.523	41.757	1:39.280	79.04	0.194	15:51:43.000	
5 -	57.553	41.669	1:39.222 (2)	79.09	0.136	15:53:22.222	
6 -	57.518	42.047	1:39.565	78.82	0.479	15:55:01.787	
7 -	57.222	42.006	1:39.228 (3)	79.09	0.142	15:56:41.015	
8 -	57.914	42.003	1:39.917	78.54	0.831	15:58:20.932	
9 -	57.693	41.393	1:39.086 (1)	79.20		16:00:00.018	
10 -	58.191	41.542	1:39.733	78.69	0.647	16:01:39.751	

P12 91 C		Chris TAYLOR		BMW S1000RR - Cam Civils and Landscaping LTD			
IDEAL LAP TIME : 1:38.185		BEST LAP TIME : 1:38.194		DIFFERENCE : 0.009			
LAP	SECTOR 1	SECTOR 2	LAP TIME	MPH	DIFF	TIME OF DAY	
1 -		43.275	1:48.416	72.38	10.222	15:46:44.183	
2 -	56.882	42.220	1:39.102 (3)	79.19	0.908	15:48:23.285	
3 -	57.540	42.047	1:39.587	78.80	1.393	15:50:02.872	
4 -	57.319	41.792	1:39.111	79.18	0.917	15:51:41.983	
5 -	56.393	41.801	1:38.194 (1)	79.92		15:53:20.177	
6 -	57.435	42.097	1:39.532	78.84	1.338	15:54:59.709	
7 -	56.883	41.965	1:38.848 (2)	79.39	0.654	15:56:38.557	
8 -	57.985	42.712	1:40.697	77.93	2.503	15:58:19.254	
9 -	58.146	42.523	1:40.669	77.95	2.475	15:59:59.923	
10 -	59.512	42.303	1:41.815	77.08	3.621	16:01:41.738	

BMCRC - MRO Championships 2023 - Rnd 5 @ Cadwell Park

Reactive Parts MRO Powerbikes inc Clubman 1000

RACE 6 - SECTOR ANALYSIS



SECTOR 1 = FL to I1, SECTOR 2 = I1 to FL, DIFF = Difference To Personal Best Lap, P = Crossed Finish Line in Pit Lane, D = Time Disallowed

P13 333		Andrew HOUGHTON		BMW S1000RR - Bahnstormer BMW			
IDEAL LAP TIME : 1:40.438		BEST LAP TIME : 1:40.579		DIFFERENCE : 0.141			
LAP	SECTOR 1	SECTOR 2	LAP TIME	MPH	DIFF	TIME OF DAY	
1 -		43.830	1:52.457	69.78	11.878	15:46:48.224	
2 -	58.607	42.841	1:41.448	77.36	0.869	15:48:29.672	
3 -	59.065	43.105	1:42.170	76.81	1.591	15:50:11.842	
4 -	58.917	42.450	1:41.367	77.42	0.788	15:51:53.209	
5 -	58.537	43.257	1:41.794	77.09	1.215	15:53:35.003	
6 -	58.612	42.522	1:41.134	77.60	0.555	15:55:16.137	
7 -	58.330	42.330	1:40.660 (2)	77.96	0.081	15:56:56.797	
8 -	58.385	42.194	1:40.579 (1)	78.02		15:58:37.376	
9 -	58.244	42.568	1:40.812 (3)	77.84	0.233	16:00:18.188	
10 -	58.549	42.572	1:41.121	77.61	0.542	16:01:59.309	

P14 46 C		Simon GATES		Yamaha YZF R1 - T.A Roden LTD / Canine Plus Hydro			
IDEAL LAP TIME : 1:41.189		BEST LAP TIME : 1:41.308		DIFFERENCE : 0.119			
LAP	SECTOR 1	SECTOR 2	LAP TIME	MPH	DIFF	TIME OF DAY	
1 -		43.377	1:50.079	71.29	8.771	15:46:45.846	
2 -	58.385	42.923	1:41.308 (1)	77.46		15:48:27.154	
3 -	58.829	42.911	1:41.740 (3)	77.13	0.432	15:50:08.894	
4 -	59.051	43.227	1:42.278	76.73	0.970	15:51:51.172	
5 -	58.624	42.984	1:41.608 (2)	77.23	0.300	15:53:32.780	
6 -	58.960	42.897	1:41.857	77.04	0.549	15:55:14.637	
7 -	59.124	43.003	1:42.127	76.84	0.819	15:56:56.764	
8 -	59.138	42.804	1:41.942	76.98	0.634	15:58:38.706	
9 -	58.804	42.999	1:41.803	77.09	0.495	16:00:20.509	
10 -	59.403	42.935	1:42.338	76.68	1.030	16:02:02.847	

P15 10 C		Daniel MERCER		Honda CBR1000RR - Merc&Co Racing			
IDEAL LAP TIME : 1:41.858		BEST LAP TIME : 1:41.910		DIFFERENCE : 0.052			
LAP	SECTOR 1	SECTOR 2	LAP TIME	MPH	DIFF	TIME OF DAY	
1 -		43.334	1:51.395	70.45	9.485	15:46:47.162	
2 -	59.007	43.226	1:42.233	76.76	0.323	15:48:29.395	
3 -	59.032	43.133	1:42.165 (3)	76.81	0.255	15:50:11.560	
4 -	1:00.382	43.562	1:43.944	75.50	2.034	15:51:55.504	
5 -	59.157	43.213	1:42.370	76.66	0.460	15:53:37.874	
6 -	59.080	42.885	1:41.965 (2)	76.96	0.055	15:55:19.839	
7 -	58.973	42.937	1:41.910 (1)	77.00		15:57:01.749	
8 -	59.290	43.048	1:42.338	76.68	0.428	15:58:44.087	
9 -	59.057	43.163	1:42.220	76.77	0.310	16:00:26.307	
10 -	1:00.934	44.269	1:45.203	74.59	3.293	16:02:11.510	

P16 147 C		Mark SKEVINGTON		Suzuki GSXR 1000 - Teknimek Engineering Ltd			
IDEAL LAP TIME : 1:42.673		BEST LAP TIME : 1:42.673		DIFFERENCE : 0.000			
LAP	SECTOR 1	SECTOR 2	LAP TIME	MPH	DIFF	TIME OF DAY	
1 -		43.799	1:52.142	69.98	9.469	15:46:47.909	
2 -	59.682	43.377	1:43.059 (2)	76.15	0.386	15:48:30.968	
3 -	59.343	43.330	1:42.673 (1)	76.43		15:50:13.641	
4 -	59.712	43.647	1:43.359	75.93	0.686	15:51:57.000	
5 -	59.776	43.668	1:43.444	75.86	0.771	15:53:40.444	
6 -	59.900	43.343	1:43.243 (3)	76.01	0.570	15:55:23.687	
7 -	1:00.217	43.563	1:43.780	75.62	1.107	15:57:07.467	
8 -	59.650	43.795	1:43.445	75.86	0.772	15:58:50.912	
9 -	59.901	44.295	1:44.196	75.32	1.523	16:00:35.108	
10 -	59.606	43.851	1:43.457	75.85	0.784	16:02:18.565	

BMCRC - MRO Championships 2023 - Rnd 5 @ Cadwell Park

Reactive Parts MRO Powerbikes inc Clubman 1000

RACE 6 - SECTOR ANALYSIS



SECTOR 1 = FL to I1, SECTOR 2 = I1 to FL, DIFF = Difference To Personal Best Lap, P = Crossed Finish Line in Pit Lane, D = Time Disallowed

P17 79		Jason BURRILL		-			
IDEAL LAP TIME : 1:41.367		BEST LAP TIME : 1:41.367		DIFFERENCE : 0.000			
LAP	SECTOR 1	SECTOR 2	LAP TIME	MPH	DIFF	TIME OF DAY	
1 -		43.235	1:50.544	70.99	9.177	15:46:46.311	
2 -	59.221	42.855	1:42.076	76.88	0.709	15:48:28.387	
3 -	59.250	42.651	1:41.901 (3)	77.01	0.534	15:50:10.288	
4 -	59.007	42.806	1:41.813 (2)	77.08	0.446	15:51:52.101	
5 -	59.258	43.082	1:42.340	76.68	0.973	15:53:34.441	
6 -	58.894	42.473	1:41.367 (1)	77.42		15:55:15.808	

P18 12 C		Duncan BEDWELL		Kawasaki ZX10R - Connected to homes LTD			
IDEAL LAP TIME : 1:35.167		BEST LAP TIME : 1:35.167		DIFFERENCE : 0.000			
LAP	SECTOR 1	SECTOR 2	LAP TIME	MPH	DIFF	TIME OF DAY	
1 -		42.064	1:47.472	73.02	12.305	15:46:43.239	
2 -	56.446	40.732	1:37.178 (2)	80.75	2.011	15:48:20.417	
3 -	55.310	39.857	1:35.167 (1)	82.46		15:49:55.584	

P19 888 C		Paul FAGG		Yamaha R1 4C8 - -I need a sponsor-			
IDEAL LAP TIME : 1:50.360		BEST LAP TIME : 1:51.619		DIFFERENCE : 1.259			
LAP	SECTOR 1	SECTOR 2	LAP TIME	MPH	DIFF	TIME OF DAY	
1 -		46.464	1:58.568	66.19	6.949	15:46:54.335	
2 -	1:03.896	47.723	1:51.619 (1)	70.31		15:48:45.954	

BMCRC - MRO Championships 2023 - Rnd 5 @ Cadwell Park

Reactive Parts MRO Powerbikes inc Clubman 1000

RACE 6 - BEST SECTORS

SECTOR 1			SECTOR 2			IDEAL / BEST COMPARISON						
POS	NO	NAME	TIME	NO	NAME	TIME	POS	NO	NAME	IDEAL	BEST	DIFF
									PERFECT LAP	1:34.152		
1	55	POWELL	54.645	26	WAINWRIGHT	39.507	1	26	WAINWRIGHT	1:34.382	1:34.382	0.000
2	26	WAINWRIGHT	54.875	12	BEDWELL	39.857	2	55	POWELL	1:34.710	1:35.133	0.423
3	12	BEDWELL	55.310	55	POWELL	40.065	3	12	BEDWELL	1:35.167	1:35.167	0.000
4	2	BAKER	55.400	17	BAKER	40.245	4	17	BAKER	1:35.871	1:35.978	0.107
5	52	FORBES-COWDRY	55.568	52	FORBES-COWDRY	40.532	5	2	BAKER	1:35.939	1:36.040	0.101
6	17	BAKER	55.626	2	BAKER	40.539	6	52	FORBES-COWDRY	1:36.100	1:36.179	0.079
7	188	KRAWIECKI	55.633	188	KRAWIECKI	41.039	7	188	KRAWIECKI	1:36.672	1:36.697	0.025
8	91	TAYLOR	56.393	60	YOUNGE	41.169	8	224	HEALEY	1:37.636	1:37.686	0.050
9	224	HEALEY	56.425	224	HEALEY	41.211	9	18	CERNIAUSKAS	1:37.832	1:37.832	0.000
10	18	CERNIAUSKAS	56.571	18	CERNIAUSKAS	41.261	10	60	YOUNGE	1:38.144	1:38.212	0.068
11	30	PENRICE	56.631	4	MATUZAS	41.384	11	91	TAYLOR	1:38.185	1:38.194	0.009
12	60	YOUNGE	56.975	30	PENRICE	41.599	12	30	PENRICE	1:38.230	1:38.397	0.167
13	4	MATUZAS	57.222	91	TAYLOR	41.792	13	4	MATUZAS	1:38.606	1:39.086	0.480
14	333	HOUGHTON	58.244	333	HOUGHTON	42.194	14	333	HOUGHTON	1:40.438	1:40.579	0.141
15	46	GATES	58.385	79	BURRILL	42.473	15	46	GATES	1:41.189	1:41.308	0.119
16	79	BURRILL	58.894	46	GATES	42.804	16	79	BURRILL	1:41.367	1:41.367	0.000
17	10	MERCER	58.973	10	MERCER	42.885	17	10	MERCER	1:41.858	1:41.910	0.052
18	147	SKEVINGTON	59.343	147	SKEVINGTON	43.330	18	147	SKEVINGTON	1:42.673	1:42.673	0.000
19	888	FAGG	1:03.896	888	FAGG	46.464	19	888	FAGG	1:50.360	1:51.619	1.259

BMCRC - MRO Championships 2023 - Rnd 5 @ Cadwell Park

Reactive Parts MRO Powerbikes inc Clubman 1000

RACE 6 - STATISTICS

Competitors Started	19
Planned Start	2023-07-02 @ 15:25:00.000
Actual Start	2023-07-02 @ 15:44:55.766
Finish Time	2023-07-02 @ 16:00:53.012
Track Length	2.1800mi.
Total Laps	171
Total Distance Covered	372.7831mi.

Session Fastest Lap History

NO	CL	NAME	LAP TIME	TIME OF DAY	LAP	VEHICLE
26		Josh WAINWRIGHT	1:35.417	15:48:11.454	2	Honda CBR1000RR
26		Josh WAINWRIGHT	1:35.241	15:49:46.695	3	Honda CBR1000RR
12	C	Duncan BEDWELL	1:35.167	15:49:55.619	3	Kawasaki ZX10R
26		Josh WAINWRIGHT	1:34.548	15:51:21.242	4	Honda CBR1000RR
26		Josh WAINWRIGHT	1:34.382	15:56:05.399	7	Honda CBR1000RR

Session Leader History

NO	CL	NAME	FROM LAP	LAPS LED	DISTANCE	VEHICLE
26		Josh WAINWRIGHT	1	10	21.80 miles	Honda CBR1000RR

Flag History

TYPE	TIME OF DAY
GREEN	15:44:55.766
FINISH	16:00:53.012

Flag Statistics

TYPE	COUNT	TOTAL LAPS	TOTAL TIME
Green	1	10	17:25.016
Red	0	0	0.000
Safety Car	0	0	0.000
FCY	0	0	0.000

BMCRC - MRO Championships 2023 - Rnd 5 @ Cadwell Park

Reactive Parts MRO Powerbikes inc Clubman 1000

RACE 6 - STATISTICS

CLASS :

7 Starters

Fastest Lap History

NO	NAME	LAP TIME	TIME OF DAY	LAP	VEHICLE
26	Josh WAINWRIGHT	1:35.417	15:48:11.454	2	Honda CBR1000RR
26	Josh WAINWRIGHT	1:35.241	15:49:46.695	3	Honda CBR1000RR
26	Josh WAINWRIGHT	1:34.548	15:51:21.242	4	Honda CBR1000RR
26	Josh WAINWRIGHT	1:34.382	15:56:05.399	7	Honda CBR1000RR

Leader History

NO	NAME	FROM LAP	LAPS LED	DISTANCE	VEHICLE
26	Josh WAINWRIGHT	1	10	21.80 miles	Honda CBR1000RR

BMCRC - MRO Championships 2023 - Rnd 5 @ Cadwell Park

Reactive Parts MRO Powerbikes inc Clubman 1000

RACE 6 - STATISTICS

CLASS : C

12 Starters

Fastest Lap History

NO	NAME	LAP TIME	TIME OF DAY	LAP	VEHICLE
52	Scott FORBES-COWDRY	1:37.352	15:48:15.495	2	Kawasaki ZX10R
12	Duncan BEDWELL	1:37.178	15:48:20.451	2	Kawasaki ZX10R
52	Scott FORBES-COWDRY	1:36.923	15:49:52.419	3	Kawasaki ZX10R
55	Kirt POWELL	1:36.718	15:49:54.073	3	BMW S1000RR
12	Duncan BEDWELL	1:35.167	15:49:55.619	3	Kawasaki ZX10R
55	Kirt POWELL	1:35.133	15:57:55.504	8	BMW S1000RR

Leader History

NO	NAME	FROM LAP	LAPS LED	DISTANCE	VEHICLE
52	Scott FORBES-COWDRY	1	5	10.90 miles	Kawasaki ZX10R
55	Kirt POWELL	6	5	10.90 miles	BMW S1000RR



L & W CONTRACTORS

BMCRC ROOKIE 600 & 1000



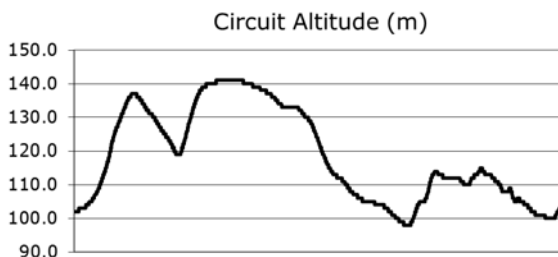
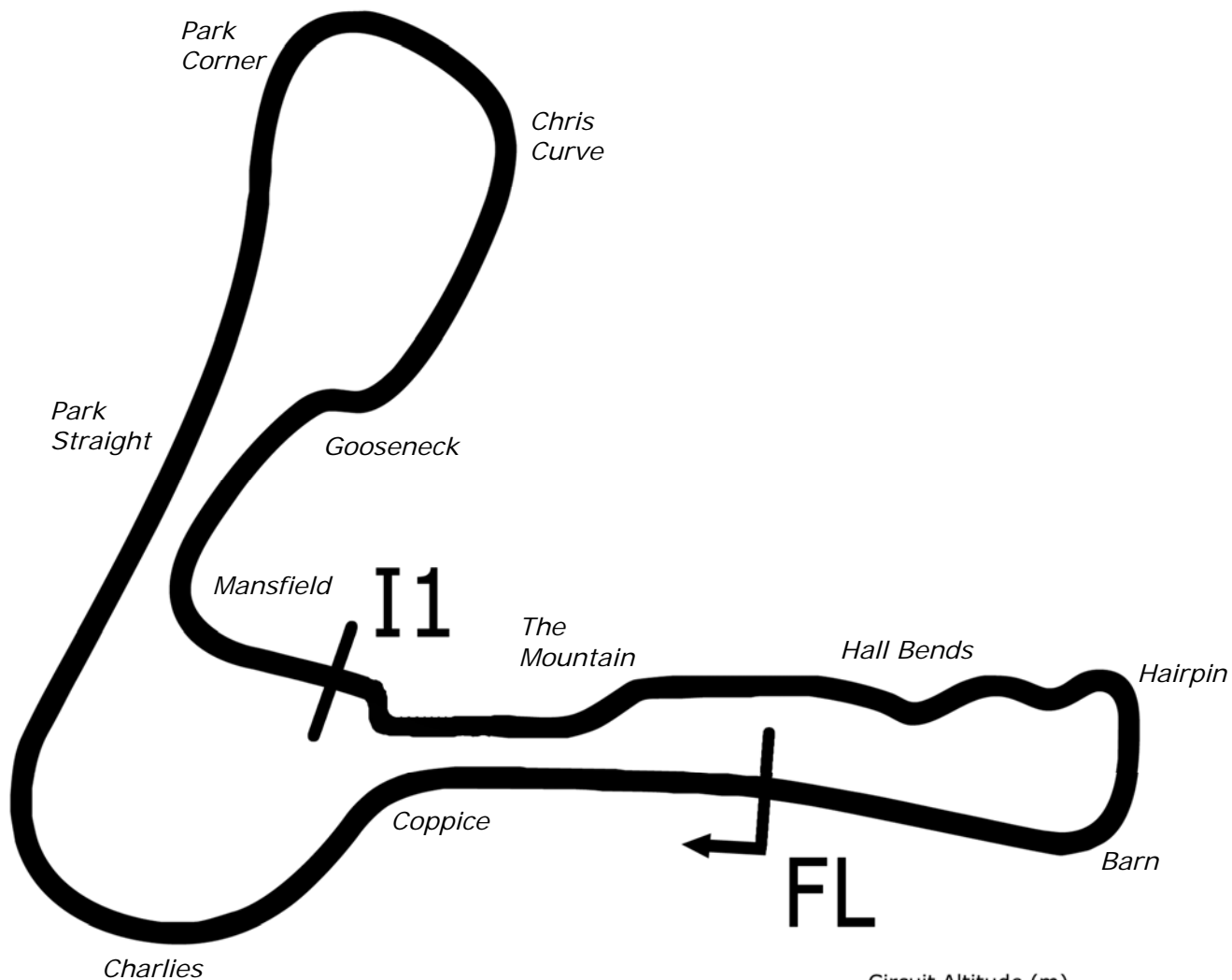
BMCRC-MRO Championships - Round 5
Cadwell Park
1st / 2nd July 2023



Timing & Results Provided by Timing Solutions Ltd

www.tsl-timing.com

Cadwell Park



Length	2.1800 miles	3508.4 m	
FL		53.31024 N	0.05940 W
I1	2330m	53.30708 N	0.06270 W
Pit Entry	3472m	53.31103 N	0.05889 W
Pit Exit	0m after FL	53.31030 N	0.05940 W
Pit Entry-Pit Exit 92m, 6.6s @50kph, 5.5s @60kph			

All results available at www.tsl-timing.com

BMCRC - MRO Championships 2023 - Rnd 5 @ Cadwell Park

L&W Contractors BMCRC Rookie 600 & Rookie 1000

QUALIFYING - CLASSIFICATION



CONTRACTORS LTD

POS	NO	CL	PIC NAME	ENTRY	TIME	ON	LAPS	GAP	DIFF	MPH
1	12	1000	1 Duncan BEDWELL	Kawasaki ZX10R - Connected to homes LTD	1:35.987	4	6			81.76
2	24	600	1 Callum MANLEY	Honda CBR600 RR - Bec's Sweets	1:39.221	4	4	3.234	3.234	79.09
3	4	600	2 Kallum BEDWELL	Yamaha R6 - CTHL-Connected to homes ltd	1:42.285	6	6	6.298	3.064	76.72
4	61	600	3 Jason GAMBLE	Kawasaki ZX6R - #TeamRace	1:42.326	4	5	6.339	0.041	76.69
5	149	1000	2 David WILKINS	Yamaha R1 - TwoClicksOut Racing	1:43.340	4	5	7.353	1.014	75.94
6	87	1000	3 Karl THOMPSON	Yamaha R1 - #Teamrace	1:43.900	5	5	7.913	0.560	75.53
7	49	600	4 Tony PEACE	Kawasaki ZX6R - Green Boilers and Heating	1:45.327	3	6	9.340	1.427	74.51
8	187	1000	4 Scott DERMOTT	Yamaha R1 - TwoClicksOut Racing	1:45.553	5	5	9.566	0.226	74.35
9	231	600	5 James COLLINS	Triumph 675 DAYTONA - Jc racing	1:45.676	3	5	9.689	0.123	74.26
10	90	600	6 Tom ELLIOTT	Yamaha R6 - A. Harland Race Services	1:45.924	6	6	9.937	0.248	74.09
11	112	600	7 Kieran SEMBIANTE	Kawasaki ZX636R -	1:46.217	5	5	10.230	0.293	73.88
12	123	1000	5 James VINCER	Kawasaki ZX 10 - A W RACING LTD	1:46.459	4	4	10.472	0.242	73.71
13	191	1000	6 Maurice DAVEY	Suzuki GSXR 1000 - M D racing	1:46.472	5	5	10.485	0.013	73.71
14	36	1000	7 Alan MORGAN	Suzuki GSXR 1000 - Little Duck Racing	1:46.539	5	5	10.552	0.067	73.66
15	56	1000	8 Paul HARRIS	Kawasaki ZX10R - Nhr Neil Harris Racing	1:46.993	2	2	11.006	0.454	73.35
16	100	1000	9 Sam CRANSTONE	Bmw S1000RR - Fortis racing	1:47.660	2	2	11.673	0.667	72.89
17	65	600	8 Frank MONTINI	Triumph DAYTONA 675R - Sara Johnson	1:48.639	4	4	12.652	0.979	72.23
18	81	600	9 Dan HARTLE	Triumph DAYTONA 675R - #Teamrace	1:49.914	5	5	13.927	1.275	71.40
19	224	600	10 Dan PRICE	Triumph DAYTONA 675 - Norfolk Triumph Racing Team	1:51.154	4	4	15.167	1.240	70.60
20	116	600	11 Jack ALLAN	Kawasaki ZX6R - Blackwidow exhausts	1:51.676	4	5	15.689	0.522	70.27
21	825	600	12 Cody OWENS	Suzuki GSXR 600 - Crippling debt	1:52.311	2	4	16.324	0.635	69.87
22	19	600	13 Dean FARNWORTH	Suzuki GSXR600 - DMFS ltd	2:11.308	1	1	35.321	18.997	59.76
23	139	600	14 Michael HUDSON	Yamaha R6 - Atlas Bulk Carriers Ltd			0			

Weather / Track : Cloudy / Dry

These results are provisional until the conclusion of any judicial and technical matters.

Cadwell Park: 2.1800 miles

Date: 01/07/2023 Start: 11:00 Finish: 11:10

Clerk Of Course :

Stewards :

Timekeeper :

Craig Smith

Results can be found at www.tsl-timing.com

Printed - 11:13 Saturday, 01 July 2023



BMCRC - MRO Championships 2023 - Rnd 5 @ Cadwell Park

L&W Contractors BMCRC Rookie 600 & Rookie 1000

QUALIFYING - SECTOR ANALYSIS



SECTOR 1 = FL to I1, SECTOR 2 = I1 to FL, DIFF = Difference To Personal Best Lap, P = Crossed Finish Line in Pit Lane, D = Time Disallowed

P1 12 1000		Duncan BEDWELL		Kawasaki ZX10R - Connected to homes LTD			
IDEAL LAP TIME : 1:35.674		BEST LAP TIME : 1:35.987		DIFFERENCE : 0.313			
LAP	SECTOR 1	SECTOR 2	LAP TIME	MPH	DIFF	TIME OF DAY	
1 -	1:02.733	43.710	1:46.443	73.73	10.456	11:02:22.452	
2 -	57.551	42.406	1:39.957	78.51	3.970	11:04:02.409	
3 -	58.359	40.115	1:38.474	79.69	2.487	11:05:40.883	
4 -	55.559	40.428	1:35.987 (1)	81.76		11:07:16.870	
5 -	55.632	41.124	1:36.756 (2)	81.11	0.769	11:08:53.626	
6 -	55.741	41.355	1:37.096 (3)	80.82	1.109	11:10:30.722	

P2 24 600		Callum MANLEY		Honda CBR600 RR - Bec's Sweets			
IDEAL LAP TIME : 1:38.483		BEST LAP TIME : 1:39.221		DIFFERENCE : 0.738			
LAP	SECTOR 1	SECTOR 2	LAP TIME	MPH	DIFF	TIME OF DAY	
1 -	1:02.825	43.749	1:46.574	73.63	7.353	11:02:20.423	
2 -	58.473	41.678	1:40.151 (3)	78.36	0.930	11:04:00.574	
3 -	59.022	40.964	1:39.986 (2)	78.49	0.765	11:05:40.560	
4 -	57.519	41.702	1:39.221 (1)	79.09		11:07:19.781	

P3 4 600		Kallum BEDWELL		Yamaha R6 - CTHL-Connected to homes ltd			
IDEAL LAP TIME : 1:42.264		BEST LAP TIME : 1:42.285		DIFFERENCE : 0.021			
LAP	SECTOR 1	SECTOR 2	LAP TIME	MPH	DIFF	TIME OF DAY	
1 -	1:02.623	44.322	1:46.945	73.38	4.660	11:02:22.637	
2 -	1:00.395	44.202	1:44.597 (3)	75.03	2.312	11:04:07.234	
3 -	1:02.048	44.635	1:46.683	73.56	4.398	11:05:53.917	
4 -	1:02.368	43.224	1:45.592	74.32	3.307	11:07:39.509	
5 -	59.800	43.548	1:43.348 (2)	75.93	1.063	11:09:22.857	
6 -	59.821	42.464	1:42.285 (1)	76.72		11:11:05.142	

P4 61 600		Jason GAMBLE		Kawasaki ZX6R - #TeamRace			
IDEAL LAP TIME : 1:42.326		BEST LAP TIME : 1:42.326		DIFFERENCE : 0.000			
LAP	SECTOR 1	SECTOR 2	LAP TIME	MPH	DIFF	TIME OF DAY	
1 -	1:15.624	51.411	2:07.035	61.77	24.709	11:03:31.752	
2 -	1:02.279	43.363	1:45.642 (3)	74.28	3.316	11:05:17.394	
3 -	1:01.150	43.715	1:44.865 (2)	74.83	2.539	11:07:02.259	
4 -	59.439	42.887	1:42.326 (1)	76.69		11:08:44.585	
5 -	1:04.704	46.024	1:50.728	70.87	8.402	11:10:35.313	

P5 149 1000		David WILKINS		Yamaha R1 - TwoClicksOut Racing			
IDEAL LAP TIME : 1:42.278		BEST LAP TIME : 1:43.340		DIFFERENCE : 1.062			
LAP	SECTOR 1	SECTOR 2	LAP TIME	MPH	DIFF	TIME OF DAY	
1 -	1:14.248	49.998	2:04.246	63.16	20.906	11:03:22.238	
2 -	1:03.457	44.529	1:47.986	72.67	4.646	11:05:10.224	
3 -	1:00.136	43.432	1:43.568 (2)	75.77	0.228	11:06:53.792	
4 -	59.526	43.814	1:43.340 (1)	75.94		11:08:37.132	
5 -	1:01.090	42.752	1:43.842 (3)	75.57	0.502	11:10:20.974	

P6 87 1000		Karl THOMPSON		Yamaha R1 - #Teamrace			
IDEAL LAP TIME : 1:43.900		BEST LAP TIME : 1:43.900		DIFFERENCE : 0.000			
LAP	SECTOR 1	SECTOR 2	LAP TIME	MPH	DIFF	TIME OF DAY	
1 -	1:14.294	47.573	2:01.867	64.39	17.967	11:03:58.277	
2 -	1:05.339	46.023	1:51.362	70.47	7.462	11:05:49.639	
3 -	1:03.146	44.947	1:48.093 (3)	72.60	4.193	11:07:37.732	
4 -	1:01.110	43.491	1:44.601 (2)	75.02	0.701	11:09:22.333	
5 -	1:00.692	43.208	1:43.900 (1)	75.53		11:11:06.233	

BMCRC - MRO Championships 2023 - Rnd 5 @ Cadwell Park

L&W Contractors BMCRC Rookie 600 & Rookie 1000

QUALIFYING - SECTOR ANALYSIS



SECTOR 1 = FL to I1, SECTOR 2 = I1 to FL, DIFF = Difference To Personal Best Lap, P = Crossed Finish Line in Pit Lane, D = Time Disallowed

P7 49 600 Tony PEACE		Kawasaki ZX6R - Green Boilers and Heating				
IDEAL LAP TIME : 1:45.223		BEST LAP TIME : 1:45.327		DIFFERENCE : 0.104		
LAP	SECTOR 1	SECTOR 2	LAP TIME	MPH	DIFF	TIME OF DAY
1 -	1:06.747	45.323	1:52.070	70.02	6.743	11:02:30.070
2 -	1:02.283	44.249	1:46.532 (3)	73.66	1.205	11:04:16.602
3 -	1:01.370	43.957	1:45.327 (1)	74.51		11:06:01.929
4 -	1:01.414	45.491	1:46.905	73.41	1.578	11:07:48.834
5 -	1:01.576	43.853	1:45.429 (2)	74.43	0.102	11:09:34.263
6 -	1:03.308	44.961	1:48.269	72.48	2.942	11:11:22.532

P8 187 1000 Scott DERMOTT		Yamaha R1 - TwoClicksOut Racing				
IDEAL LAP TIME : 1:45.553		BEST LAP TIME : 1:45.553		DIFFERENCE : 0.000		
LAP	SECTOR 1	SECTOR 2	LAP TIME	MPH	DIFF	TIME OF DAY
1 -	1:14.390	50.668	2:05.058	62.75	19.505	11:03:22.577
2 -	1:06.801	47.458	1:54.259	68.68	8.706	11:05:16.836
3 -	1:04.683	46.068	1:50.751 (3)	70.86	5.198	11:07:07.587
4 -	1:02.759	44.677	1:47.436 (2)	73.04	1.883	11:08:55.023
5 -	1:00.993	44.560	1:45.553 (1)	74.35		11:10:40.576

P9 231 600 James COLLINS		Triumph 675 DAYTONA - Jc racing				
IDEAL LAP TIME : 1:45.676		BEST LAP TIME : 1:45.676		DIFFERENCE : 0.000		
LAP	SECTOR 1	SECTOR 2	LAP TIME	MPH	DIFF	TIME OF DAY
1 -	1:14.022	50.005	2:04.027	63.27	18.351	11:03:22.772
2 -	1:03.081	44.955	1:48.036 (3)	72.64	2.360	11:05:10.808
3 -	1:00.872	44.804	1:45.676 (1)	74.26		11:06:56.484
4 -	1:02.796	45.059	1:47.855 (2)	72.76	2.179	11:08:44.339
5 -	1:03.545	47.149	1:50.694	70.89	5.018	11:10:35.033

P10 90 600 Tom ELLIOTT		Yamaha R6 - A. Harland Race Services				
IDEAL LAP TIME : 1:45.924		BEST LAP TIME : 1:45.924		DIFFERENCE : 0.000		
LAP	SECTOR 1	SECTOR 2	LAP TIME	MPH	DIFF	TIME OF DAY
1 -	1:09.571	49.059	1:58.630	66.15	12.706	11:02:45.187
2 -	1:03.921	45.976	1:49.897	71.41	3.973	11:04:35.084
3 -	1:01.881	45.101	1:46.982 (2)	73.35	1.058	11:06:22.066
4 -	1:02.141	45.687	1:47.828 (3)	72.78	1.904	11:08:09.894
5 -	1:02.955	46.277	1:49.232	71.84	3.308	11:09:59.126
6 -	1:01.049	44.875	1:45.924 (1)	74.09		11:11:45.050

P11 112 600 Kieran SEMBIANTE		Kawasaki ZX636R -				
IDEAL LAP TIME : 1:45.920		BEST LAP TIME : 1:46.217		DIFFERENCE : 0.297		
LAP	SECTOR 1	SECTOR 2	LAP TIME	MPH	DIFF	TIME OF DAY
1 -	1:08.673	47.611	1:56.284	67.49	10.067	11:03:10.908
2 -	1:04.798	45.769	1:50.567	70.98	4.350	11:05:01.475
3 -	1:03.385	46.279	1:49.664 (3)	71.56	3.447	11:06:51.139
4 -	1:01.498	44.784	1:46.282 (2)	73.84	0.065	11:08:37.421
5 -	1:01.795	44.422	1:46.217 (1)	73.88		11:10:23.638

P12 123 1000 James VINCER		Kawasaki ZX 10 - A W RACING LTD				
IDEAL LAP TIME : 1:46.459		BEST LAP TIME : 1:46.459		DIFFERENCE : 0.000		
LAP	SECTOR 1	SECTOR 2	LAP TIME	MPH	DIFF	TIME OF DAY
1 -	1:07.442	45.701	1:53.143	69.36	6.684	11:05:54.789
2 -	1:03.146	45.968	1:49.114 (3)	71.92	2.655	11:07:43.903
3 -	1:02.911	44.096	1:47.007 (2)	73.34	0.548	11:09:30.910
4 -	1:02.369	44.090	1:46.459 (1)	73.71		11:11:17.369

BMCRC - MRO Championships 2023 - Rnd 5 @ Cadwell Park

L&W Contractors BMCRC Rookie 600 & Rookie 1000

QUALIFYING - SECTOR ANALYSIS



SECTOR 1 = FL to I1, SECTOR 2 = I1 to FL, DIFF = Difference To Personal Best Lap, P = Crossed Finish Line in Pit Lane, D = Time Disallowed

P13 191 1000		Maurice DAVEY		Suzuki GSXR 1000 - M D racing			
IDEAL LAP TIME : 1:46.324		BEST LAP TIME : 1:46.472		DIFFERENCE : 0.148			
LAP	SECTOR 1	SECTOR 2	LAP TIME	MPH	DIFF	TIME OF DAY	
1 -	1:17.845	51.679	2:09.524	60.59	23.052	11:02:59.836	
2 -	1:11.210	47.605	1:58.815	66.05	12.343	11:04:58.651	
3 -	1:02.234	45.561	1:47.795 (3)	72.80	1.323	11:06:46.446	
4 -	1:01.794	44.844	1:46.638 (2)	73.59	0.166	11:08:33.084	
5 -	1:01.480	44.992	1:46.472 (1)	73.71		11:10:19.556	

P14 36 1000		Alan MORGAN		Suzuki GSXR 1000 - Little Duck Racing			
IDEAL LAP TIME : 1:46.539		BEST LAP TIME : 1:46.539		DIFFERENCE : 0.000			
LAP	SECTOR 1	SECTOR 2	LAP TIME	MPH	DIFF	TIME OF DAY	
1 -	1:06.920	47.875	1:54.795	68.36	8.256	11:03:35.370	
2 -	1:02.850	54.280	1:57.130	67.00	10.591	11:05:32.500	
3 -	1:04.105	46.097	1:50.202 (3)	71.21	3.663	11:07:22.702	
4 -	1:02.196	44.946	1:47.142 (2)	73.24	0.603	11:09:09.844	
5 -	1:02.006	44.533	1:46.539 (1)	73.66		11:10:56.383	

P15 56 1000		Paul HARRIS		Kawasaki ZX10R - Nhr Neil Harris Racing			
IDEAL LAP TIME : 1:44.752		BEST LAP TIME : 1:46.993		DIFFERENCE : 2.241			
LAP	SECTOR 1	SECTOR 2	LAP TIME	MPH	DIFF	TIME OF DAY	
1 -	1:13.445	49.559	2:03.004 (2)	63.80	16.011	11:03:21.935	
2 -	1:02.905	44.088	1:46.993 (1)	73.35		11:05:08.928	

P16 100 1000		Sam CRANSTONE		Bmw S1000RR - Fortis racing			
IDEAL LAP TIME : 1:47.443		BEST LAP TIME : 1:47.660		DIFFERENCE : 0.217			
LAP	SECTOR 1	SECTOR 2	LAP TIME	MPH	DIFF	TIME OF DAY	
1 -	1:03.632	45.020	1:48.652 (2)	72.23	0.992	11:04:03.515	
2 -	1:02.423	45.237	1:47.660 (1)	72.89		11:05:51.175	

P17 65 600		Frank MONTINI		Triumph DAYTONA 675R - Sara Johnson			
IDEAL LAP TIME : 1:48.171		BEST LAP TIME : 1:48.639		DIFFERENCE : 0.468			
LAP	SECTOR 1	SECTOR 2	LAP TIME	MPH	DIFF	TIME OF DAY	
1 -	1:13.316	47.287	2:00.603	65.07	11.964	11:05:49.759	
2 -	1:07.245	47.100	1:54.345 (3)	68.63	5.706	11:07:44.104	
3 -	1:04.826	44.719	1:49.545 (2)	71.64	0.906	11:09:33.649	
4 -	1:03.452	45.187	1:48.639 (1)	72.23		11:11:22.288	

P18 81 600		Dan HARTLE		Triumph DAYTONA 675R - #Teamrace			
IDEAL LAP TIME : 1:49.914		BEST LAP TIME : 1:49.914		DIFFERENCE : 0.000			
LAP	SECTOR 1	SECTOR 2	LAP TIME	MPH	DIFF	TIME OF DAY	
1 -	1:11.801	47.940	1:59.741	65.54	9.827	11:04:07.208	
2 -	1:04.066	46.634	1:50.700 (2)	70.89	0.786	11:05:57.908	
3 -	1:04.202	46.624	1:50.826 (3)	70.81	0.912	11:07:48.734	
4 -	1:04.732	46.522	1:51.254	70.54	1.340	11:09:39.988	
5 -	1:03.775	46.139	1:49.914 (1)	71.40		11:11:29.902	

P19 224 600		Dan PRICE		Triumph DAYTONA 675 - Norfolk Triumph Racing Team			
IDEAL LAP TIME : 1:50.755		BEST LAP TIME : 1:51.154		DIFFERENCE : 0.399			
LAP	SECTOR 1	SECTOR 2	LAP TIME	MPH	DIFF	TIME OF DAY	
1 -	1:17.345	49.950	2:07.295	61.65	16.141	11:02:56.254	
2 -	1:06.234	46.833	1:53.067 (3)	69.41	1.913	11:04:49.321	
3 -	1:05.049	46.420	1:51.469 (2)	70.40	0.315	11:06:40.790	
4 -	1:04.335	46.819	1:51.154 (1)	70.60		11:08:31.944	

BMCRC - MRO Championships 2023 - Rnd 5 @ Cadwell Park

L&W Contractors BMCRC Rookie 600 & Rookie 1000

QUALIFYING - SECTOR ANALYSIS



SECTOR 1 = FL to I1, SECTOR 2 = I1 to FL, DIFF = Difference To Personal Best Lap, P = Crossed Finish Line in Pit Lane, D = Time Disallowed

P20		116 600		Jack ALLAN		Kawasaki ZX6R - Blackwidow exhusts	
IDEAL LAP TIME : 1:51.308		BEST LAP TIME : 1:51.676		DIFFERENCE : 0.368			
LAP	SECTOR 1	SECTOR 2	LAP TIME	MPH	DIFF	TIME OF DAY	
1 -	1:19.060	51.907	2:10.967	59.92	19.291	11:02:59.698	
2 -	1:10.996	48.077	1:59.073	65.90	7.397	11:04:58.771	
3 -	1:05.904	46.888	1:52.792 (3)	69.57	1.116	11:06:51.563	
4 -	1:04.518	47.158	1:51.676 (1)	70.27		11:08:43.239	
5 -	1:04.420	47.406	1:51.826 (2)	70.18	0.150	11:10:35.065	

P21		825 600		Cody OWENS		Suzuki GSXR 600 - Crippling debt	
IDEAL LAP TIME : 1:50.788		BEST LAP TIME : 1:52.311		DIFFERENCE : 1.523			
LAP	SECTOR 1	SECTOR 2	LAP TIME	MPH	DIFF	TIME OF DAY	
1 -	1:07.931	46.568	1:54.499	68.54	2.188	11:02:34.825	
2 -	1:05.623	46.688	1:52.311 (1)	69.87		11:04:27.136	
3 -	1:07.689	45.380	1:53.069 (3)	69.40	0.758	11:06:20.205	
4 -	1:06.155	46.567	1:52.722 (2)	69.62	0.411	11:08:12.927	

P22		19 600		Dean FARNWORTH		Suzuki GSXR600 - DMFS ltd	
IDEAL LAP TIME : 2:11.308		BEST LAP TIME : 2:11.308		DIFFERENCE : 0.000			
LAP	SECTOR 1	SECTOR 2	LAP TIME	MPH	DIFF	TIME OF DAY	
1 -	1:19.272	52.036	2:11.308 (1)	59.76		11:02:59.355	

BMCRC - MRO Championships 2023 - Rnd 5 @ Cadwell Park

L&W Contractors BMCRC Rookie 600 & Rookie 1000

QUALIFYING - BEST SECTORS

SECTOR 1			SECTOR 2			IDEAL / BEST COMPARISON						
POS	NO	NAME	TIME	NO	NAME	TIME	POS	NO	NAME	IDEAL	BEST	DIFF
									PERFECT LAP	1:35.674		
1	12	BEDWELL	55.559	12	BEDWELL	40.115	1	12	BEDWELL	1:35.674	1:35.987	0.313
2	24	MANLEY	57.519	24	MANLEY	40.964	2	24	MANLEY	1:38.483	1:39.221	0.738
3	61	GAMBLE	59.439	4	BEDWELL	42.464	3	4	BEDWELL	1:42.264	1:42.285	0.021
4	149	WILKINS	59.526	149	WILKINS	42.752	4	149	WILKINS	1:42.278	1:43.340	1.062
5	4	BEDWELL	59.800	61	GAMBLE	42.887	5	61	GAMBLE	1:42.326	1:42.326	0.000
6	56	HARRIS	1:00.664	87	THOMPSON	43.208	6	87	THOMPSON	1:43.900	1:43.900	0.000
7	87	THOMPSON	1:00.692	49	PEACE	43.853	7	56	HARRIS	1:44.752	1:46.993	2.241
8	231	COLLINS	1:00.872	56	HARRIS	44.088	8	49	PEACE	1:45.223	1:45.327	0.104
9	187	DERMOTT	1:00.993	123	VINCER	44.090	9	187	DERMOTT	1:45.553	1:45.553	0.000
10	90	ELLIOTT	1:01.049	112	SEMBIANTE	44.422	10	231	COLLINS	1:45.676	1:45.676	0.000
11	49	PEACE	1:01.370	36	MORGAN	44.533	11	112	SEMBIANTE	1:45.920	1:46.217	0.297
12	191	DAVEY	1:01.480	187	DERMOTT	44.560	12	90	ELLIOTT	1:45.924	1:45.924	0.000
13	112	SEMBIANTE	1:01.498	65	MONTINI	44.719	13	191	DAVEY	1:46.324	1:46.472	0.148
14	36	MORGAN	1:02.006	231	COLLINS	44.804	14	123	VINCER	1:46.459	1:46.459	0.000
15	123	VINCER	1:02.369	191	DAVEY	44.844	15	36	MORGAN	1:46.539	1:46.539	0.000
16	100	CRANSTONE	1:02.423	90	ELLIOTT	44.875	16	100	CRANSTONE	1:47.443	1:47.660	0.217
17	65	MONTINI	1:03.452	100	CRANSTONE	45.020	17	65	MONTINI	1:48.171	1:48.639	0.468
18	81	HARTLE	1:03.775	825	OWENS	45.380	18	81	HARTLE	1:49.914	1:49.914	0.000
19	224	PRICE	1:04.335	81	HARTLE	46.139	19	224	PRICE	1:50.755	1:51.154	0.399
20	116	ALLAN	1:04.420	224	PRICE	46.420	20	825	OWENS	1:50.788	1:52.311	1.523
21	825	OWENS	1:05.408	116	ALLAN	46.888	21	116	ALLAN	1:51.308	1:51.676	0.368
22	19	FARNWORTH	1:19.272	19	FARNWORTH	52.036	22	19	FARNWORTH	2:11.308	2:11.308	0.000
23												

BMCRC - MRO Championships 2023 - Rnd 5 @ Cadwell Park

L&W Contractors BMCRC Rookie 600 & Rookie 1000

QUALIFYING - STATISTICS

Competitors Started	23
Planned Start	2023-07-01 @ 10:45:00.000
Actual Start	2023-07-01 @ 11:00:07.594
Finish Time	2023-07-01 @ 11:10:07.426
Track Length	2.1800mi.
Total Laps	99
Total Distance Covered	215.8218mi.

Session Fastest Lap History

NO	CL	NAME	LAP TIME	TIME OF DAY	LAP	VEHICLE
24	600	Callum MANLEY	1:46.574	11:02:20.428	1	Honda CBR600 RR
12	1000	Duncan BEDWELL	1:46.443	11:02:22.487	1	Kawasaki ZX10R
24	600	Callum MANLEY	1:40.151	11:04:00.579	2	Honda CBR600 RR
12	1000	Duncan BEDWELL	1:39.957	11:04:02.442	2	Kawasaki ZX10R
12	1000	Duncan BEDWELL	1:38.474	11:05:40.916	3	Kawasaki ZX10R
12	1000	Duncan BEDWELL	1:35.987	11:07:16.903	4	Kawasaki ZX10R

Flag History

TYPE	TIME OF DAY
GREEN	11:00:07.594
FINISH	11:10:07.426

Flag Statistics

TYPE	COUNT	TOTAL LAPS	TOTAL TIME
Green	1	6	12:04.832
Red	0	0	0.000
Safety Car	0	0	0.000
FCY	0	0	0.000

BMCRC - MRO Championships 2023 - Rnd 5 @ Cadwell Park

L&W Contractors BMCRC Rookie 600 & Rookie 1000

QUALIFYING - STATISTICS

CLASS : 1000

9 Starters

Fastest Lap History

NO	NAME	LAP TIME	TIME OF DAY	LAP	VEHICLE
12	Duncan BEDWELL	1:46.443	11:02:22.487	1	Kawasaki ZX10R
12	Duncan BEDWELL	1:39.957	11:04:02.442	2	Kawasaki ZX10R
12	Duncan BEDWELL	1:38.474	11:05:40.916	3	Kawasaki ZX10R
12	Duncan BEDWELL	1:35.987	11:07:16.903	4	Kawasaki ZX10R

BMCRC - MRO Championships 2023 - Rnd 5 @ Cadwell Park

L&W Contractors BMCRC Rookie 600 & Rookie 1000

QUALIFYING - STATISTICS

CLASS : 600

14 Starters

Fastest Lap History

NO	NAME	LAP TIME	TIME OF DAY	LAP	VEHICLE
24	Callum MANLEY	1:46.574	11:02:20.428	1	Honda CBR600 RR
24	Callum MANLEY	1:40.151	11:04:00.579	2	Honda CBR600 RR
24	Callum MANLEY	1:39.986	11:05:40.565	3	Honda CBR600 RR
24	Callum MANLEY	1:39.221	11:07:19.786	4	Honda CBR600 RR

BMCRC - MRO Championships 2023 - Rnd 5 @ Cadwell Park

L&W Contractors BMCRC Rookie 600 & Rookie 1000

RACE 9 - GRID (6 Laps)



CONTRACTORS LTD

ROW 9	25	19	Dean FARNWORTH	2:11.308	26	139	Michael HUDSON	27					
ROW 8		22	224	Dan PRICE	1:51.154	23	116	Jack ALLAN	1:51.676	24	825	Cody OWENS	1:52.311
ROW 7	19	112	Kieran SEMBIANTE	1:46.217	20	65	Frank MONTINI	1:48.639	21	81	Dan HARTLE	1:49.914	
ROW 6		16	49	Tony PEACE	1:45.327	17	231	James COLLINS	1:45.676	18	90	Tom ELLIOTT	1:45.924
ROW 5	13	24	Callum MANLEY	1:39.221	14	4	Kallum BEDWELL	1:42.285	15	61	Jason GAMBLE	1:42.326	
ROW 4		10				11				12			
ROW 3	7	36	Alan MORGAN	1:46.539	8	56	Paul HARRIS	1:46.993	9	100	Sam CRANSTONE	1:47.660	
ROW 2		4	187	Scott DERMOTT	1:45.553	5	123	James VINCER	1:46.459	6	191	Maurice DAVEY	1:46.472
ROW 1	1	12	Duncan BEDWELL	1:35.987	2	149	David WILKINS	1:43.340	3	87	Karl THOMPSON	1:43.900	
Pole													

Cadwell Park: 2.1800 miles

These results are provisional until the conclusion of any judicial and technical matters.

Clerk Of Course :	Stewards :	Timekeeper : <i>Craig Smith</i>
-------------------	------------	------------------------------------

Results can be found at www.tsl-timing.com

Printed - 11:14 Saturday, 01 July 2023



BMCRC - MRO Championships 2023 - Rnd 5 @ Cadwell Park

L&W Contractors BMCRC Rookie 600 & Rookie 1000

RACE 9 - CLASSIFICATION



CONTRACTORS LTD

POS	NO	CL	PIC NAME	ENTRY	LAPS	TIME	GAP	DIFF	MPH	BEST	ON
1	12	1000	1 Duncan BEDWELL	Kawasaki ZX10R - Connected to homes LTD	6	9:47.246			80.18	1:35.424	3
2	100	1000	2 Sam CRANSTONE	Bmw S1000RR - Fortis racing	6	10:05.554	18.308	18.308	77.76	1:39.117	2
3	149	1000	3 David WILKINS	Yamaha R1 - TwoClicksOut Racing	6	10:11.534	24.288	5.980	77.00	1:39.739	2
4	87	1000	4 Karl THOMPSON	Yamaha R1 - #Teamrace	6	10:12.122	24.876	0.588	76.92	1:39.955	6
5	191	1000	5 Maurice DAVEY	Suzuki GSXR 1000 - M D racing	6	10:26.481	39.235	14.359	75.16	1:41.366	6
6	187	1000	6 Scott DERMOTT	Yamaha R1 - TwoClicksOut Racing	6	10:29.536	42.290	3.055	74.79	1:42.680	6
7	123	1000	7 James VINCER	Kawasaki ZX 10 - A W RACING LTD	6	10:29.725	42.479	0.189	74.77	1:42.278	6
8	56	1000	8 Paul HARRIS	Kawasaki ZX10R - Nhr Neil Harris Racing	6	10:31.229	43.983	1.504	74.59	1:43.349	4
9	24	600	1 Callum MANLEY	Honda CBR600 RR - Bec's Sweets	6	10:34.178	46.932	2.949	74.25	1:38.208	2
10	36	1000	9 Alan MORGAN	Suzuki GSXR 1000 - Little Duck Racing	6	10:37.155	49.909	2.977	73.90	1:44.234	2
11	61	600	2 Jason GAMBLE	Kawasaki ZX6R - #TeamRace	6	10:51.913	1:04.667	14.758	72.23	1:40.868	3
12	112	600	3 Kieran SEMBIANTE	Kawasaki ZX636R -	6	11:09.609	1:22.363	17.696	70.32	1:42.483	6
13	4	600	4 Kallum BEDWELL	Yamaha R6 - CTHL-Connected to homes ltd	6	11:09.643	1:22.397	0.034	70.31	1:41.485	5
14	90	600	5 Tom ELLIOTT	Yamaha R6 - A. Harland Race Services	6	11:10.981	1:23.735	1.338	70.17	1:43.062	6
15	49	600	6 Tony PEACE	Kawasaki ZX6R - Green Boilers and Heating	6	11:14.320	1:27.074	3.339	69.83	1:43.603	6
16	231	600	7 James COLLINS	Triumph 675 DAYTONA - Jc racing	6	11:14.709	1:27.463	0.389	69.79	1:43.407	6
17	65	600	8 Frank MONTINI	Triumph DAYTONA 675R - Sara Johnson	6	11:21.121	1:33.875	6.412	69.13	1:46.061	5
18	81	600	9 Dan HARTLE	Triumph DAYTONA 675R - #Teamrace	6	11:41.275	1:54.029	20.154	67.14	1:47.771	4
19	116	600	10 Jack ALLAN	Kawasaki ZX6R - Blackwidow exhausts	5	9:47.580	1 Lap	1 Lap	66.78	1:48.010	5
20	224	600	11 Dan PRICE	Triumph DAYTONA 675 - Norfolk Triumph Racing Te	5	9:49.401	1 Lap	1.821	66.57	1:48.415	4
21	825	600	12 Cody OWENS	Suzuki GSXR 600 - Crippling debt	5	9:57.947	1 Lap	8.546	65.62	1:49.115	2

NOT CLASSIFIED

DNF	19	600	Dean FARNWORTH	Suzuki GSXR600 - DMFS ltd	3	6:47.363	3 Laps	2 Laps	57.79	1:59.341	3
-----	----	-----	----------------	---------------------------	---	----------	--------	--------	-------	----------	---

FASTEST LAP

12	1000	Duncan BEDWELL	Kawasaki ZX10R - Connected to homes LTD	3	1:35.424	82.24 mph	132.35 kph
24	600	Callum MANLEY	Honda CBR600 RR - Bec's Sweets	2	1:38.208	79.91 mph	128.60 kph

Class 1000 - 92.5% of Race Speed = 74.16 mph

Class 600 - 92.5% of Race Speed = 68.68 mph

Weather / Track : Cloudy / Dry

These results are provisional until the conclusion of any judicial and technical matters.

Race Distance: 6 Laps / 13.08 miles

Cadwell Park: 2.1800 miles

Date: 01/07/2023 Start: 14:38 Finish: 14:48

Clerk Of Course :

Stewards :

Timekeeper :

Craig Smith

Results can be found at www.tsl-timing.com

Printed - 14:51 Saturday, 01 July 2023



BMCRC - MRO Championships 2023 - Rnd 5 @ Cadwell Park

L&W Contractors BMCRC Rookie 600 & Rookie 1000

RACE 9 - LAP CHART

LAP 1 @ 14:40:33.132

NO	BEHIND	LAP TIME
12		1:41.156
149	2.847	1:44.003
87	5.591	1:46.747
100	5.688	1:46.844
191	8.136	1:49.292
123	8.744	1:49.900
187	9.091	1:50.247
56	9.716	1:50.872
36	10.755	1:51.911
24	37.587	2:18.743
61	40.266	2:21.422
231	45.552	2:26.708
90	46.287	2:27.443
65	47.382	2:28.538
112	48.010	2:29.166
49	50.309	2:31.465
81	51.047	2:32.203
116	52.190	2:33.346
224	52.524	2:33.680
4	52.582	2:33.738
825	53.218	2:34.374
19	1:05.838	2:46.994

LAP 2 @ 14:42:08.601

NO	BEHIND	LAP TIME
12		1:35.469
149	7.117	1:39.739
100	9.336	1:39.117
87	11.611	1:41.489
123	16.139	1:42.864
191	17.351	1:44.684
187	17.597	1:43.975
56	18.435	1:44.188
36	19.520	1:44.234
24	40.326	1:38.208
61	45.914	1:41.117
90	56.719	1:45.901
231	57.223	1:47.140
65	58.008	1:46.095
112	58.583	1:46.042
4	59.292	1:42.179
49	59.383	1:44.543
81	1:05.066	1:49.488
116	1:05.646	1:48.925
224	1:06.521	1:49.466
825	1:06.864	1:49.115
19	1:31.397	2:01.028

LAP 3 @ 14:43:44.025

NO	BEHIND	LAP TIME
12		1:35.424
149	11.915	1:40.222
100	13.268	1:39.356
87	17.503	1:41.316
123	24.462	1:43.747
191	25.880	1:43.953
187	26.169	1:43.996
56	26.770	1:43.759
36	28.972	1:44.876
24	43.781	1:38.879
61	51.358	1:40.868
90	1:06.211	1:44.916

231	1:07.201	1:45.402
4	1:07.283	1:43.415
112	1:08.347	1:45.188
49	1:09.752	1:45.793
65	1:10.132	1:47.548
81	1:18.971	1:49.329
116	1:19.267	1:49.045
224	1:19.822	1:48.725
825	1:22.124	1:50.684

LAP 4 @ 14:45:20.520

NO	BEHIND	LAP TIME
12		1:36.495
100	16.839	1:40.066
149	16.898	1:41.478
19	1 Lap	1:59.341
87	22.320	1:41.312
123	31.105	1:43.138
191	32.098	1:42.713
187	32.629	1:42.955
56	33.624	1:43.349
36	38.352	1:45.875
24	46.696	1:39.410
61	56.243	1:41.380
90	1:14.988	1:45.272
4	1:15.077	1:44.289
112	1:15.460	1:43.608
231	1:16.992	1:46.286
49	1:17.273	1:44.016
65	1:19.713	1:46.076
81	1:30.247	1:47.771
116	1:31.026	1:48.254
224	1:31.742	1:48.415
825	1:37.296	1:51.667

LAP 5 @ 14:46:58.117

NO	BEHIND	LAP TIME
12		1:37.597
100	19.165	1:39.923
149	22.090	1:42.789
87	26.026	1:41.303
191	38.974	1:44.473
187	40.715	1:45.683
123	41.306	1:47.798
56	41.388	1:45.361
36	46.269	1:45.514
24	47.592	1:38.493
61	1:01.346	1:42.700
4	1:18.965	1:41.485
112	1:20.985	1:43.122
90	1:21.778	1:44.387
49	1:24.576	1:44.900
231	1:25.161	1:45.766
65	1:28.177	1:46.061
81	1:40.614	1:47.964

LAP 6 @ 14:48:39.222

NO	BEHIND	LAP TIME
12		1:41.105
116	1 Lap	1:48.010
224	1 Lap	1:49.115
825	1 Lap	1:52.107
100	18.308	1:40.248
149	24.288	1:43.303

87	24.876	1:39.955
191	39.235	1:41.366
187	42.290	1:42.680
123	42.479	1:42.278
56	43.983	1:43.700
24	46.932	1:40.445
36	49.909	1:44.745
61	1:04.667	1:44.426
112	1:22.363	1:42.483
4	1:22.397	1:44.537
90	1:23.735	1:43.062
49	1:27.074	1:43.603
231	1:27.463	1:43.407
65	1:33.875	1:46.803
81	1:54.029	1:54.520

BMCRC - MRO Championships 2023 - Rnd 5 @ Cadwell Park

L&W Contractors BMCRC Rookie 600 & Rookie 1000

RACE 9 - POSITION CHART

No	Name	Lap Pos	Lap					
			1	2	3	4	5	6
12	BEDWELL	1	12	12	12	12	12	12
149	WILKINS	2	149	149	149	100	100	100
87	THOMPSON	3	87	100	100	149	149	149
187	DERMOTT	4	100	87	87	87	87	87
123	VINCER	5	191	123	123	123	191	191
191	DAVEY	6	123	191	191	191	187	187
36	MORGAN	7	187	187	187	187	123	123
56	HARRIS	8	56	56	56	56	56	56
100	CRANSTONE	9	36	36	36	36	36	24
24	MANLEY	10	24	24	24	24	24	36
4	BEDWELL	11	61	61	61	61	61	61
61	GAMBLE	12	231	90	90	90	4	112
49	PEACE	13	90	231	231	4	112	4
231	COLLINS	14	65	65	4	112	90	90
90	ELLIOTT	15	112	112	112	231	49	49
112	SEMBIANTE	16	49	4	49	49	231	231
65	MONTINI	17	81	49	65	65	65	65
81	HARTLE	18	116	81	81	81	81	81
224	PRICE	19	224	116	116	116	116	
116	ALLAN	20	4	224	224	224	224	
825	OWENS	21	825	825	825	825	825	
19	FARNWORTH	22	19	19	19			

BMCRC - MRO Championships 2023 - Rnd 5 @ Cadwell Park

L&W Contractors BMCRC Rookie 600 & Rookie 1000

RACE 9 - SECTOR ANALYSIS



SECTOR 1 = FL to I1, SECTOR 2 = I1 to FL, DIFF = Difference To Personal Best Lap, P = Crossed Finish Line in Pit Lane, D = Time Disallowed

P1		12 1000		Duncan BEDWELL		Kawasaki ZX10R - Connected to homes LTD	
IDEAL LAP TIME : 1:35.328		BEST LAP TIME : 1:35.424		DIFFERENCE : 0.096			
LAP	SECTOR 1	SECTOR 2	LAP TIME	MPH	DIFF	TIME OF DAY	
1 -		40.115	1:41.156	77.58	5.732	14:40:33.132	
2 -	55.426	40.043	1:35.469 (2)	82.20	0.045	14:42:08.601	
3 -	55.285	40.139	1:35.424 (1)	82.24		14:43:44.025	
4 -	56.311	40.184	1:36.495 (3)	81.33	1.071	14:45:20.520	
5 -	56.118	41.479	1:37.597	80.41	2.173	14:46:58.117	
6 -	57.781	43.324	1:41.105	77.62	5.681	14:48:39.222	

P2		100 1000		Sam CRANSTONE		Bmw S1000RR - Fortis racing	
IDEAL LAP TIME : 1:38.965		BEST LAP TIME : 1:39.117		DIFFERENCE : 0.152			
LAP	SECTOR 1	SECTOR 2	LAP TIME	MPH	DIFF	TIME OF DAY	
1 -		42.870	1:46.844	73.45	7.727	14:40:38.820	
2 -	57.618	41.499	1:39.117 (1)	79.17		14:42:17.937	
3 -	57.652	41.704	1:39.356 (2)	78.98	0.239	14:43:57.293	
4 -	57.466	42.600	1:40.066	78.42	0.949	14:45:37.359	
5 -	58.033	41.890	1:39.923 (3)	78.54	0.806	14:47:17.282	
6 -	58.100	42.148	1:40.248	78.28	1.131	14:48:57.530	

P3		149 1000		David WILKINS		Yamaha R1 - TwoClicksOut Racing	
IDEAL LAP TIME : 1:39.376		BEST LAP TIME : 1:39.739		DIFFERENCE : 0.363			
LAP	SECTOR 1	SECTOR 2	LAP TIME	MPH	DIFF	TIME OF DAY	
1 -		41.657	1:44.003	75.45	4.264	14:40:35.979	
2 -	57.719	42.020	1:39.739 (1)	78.68		14:42:15.718	
3 -	58.375	41.847	1:40.222 (2)	78.30	0.483	14:43:55.940	
4 -	58.358	43.120	1:41.478 (3)	77.33	1.739	14:45:37.418	
5 -	1:00.049	42.740	1:42.789	76.35	3.050	14:47:20.207	
6 -	1:00.064	43.239	1:43.303	75.97	3.564	14:49:03.510	

P4		87 1000		Karl THOMPSON		Yamaha R1 - #Teamrace	
IDEAL LAP TIME : 1:39.955		BEST LAP TIME : 1:39.955		DIFFERENCE : 0.000			
LAP	SECTOR 1	SECTOR 2	LAP TIME	MPH	DIFF	TIME OF DAY	
1 -		43.013	1:46.747	73.51	6.792	14:40:38.723	
2 -	59.023	42.466	1:41.489	77.32	1.534	14:42:20.212	
3 -	59.035	42.281	1:41.316	77.46	1.361	14:44:01.528	
4 -	58.315	42.997	1:41.312 (3)	77.46	1.357	14:45:42.840	
5 -	59.176	42.127	1:41.303 (2)	77.47	1.348	14:47:24.143	
6 -	58.214	41.741	1:39.955 (1)	78.51		14:49:04.098	

P5		191 1000		Maurice DAVEY		Suzuki GSXR 1000 - M D racing	
IDEAL LAP TIME : 1:41.280		BEST LAP TIME : 1:41.366		DIFFERENCE : 0.086			
LAP	SECTOR 1	SECTOR 2	LAP TIME	MPH	DIFF	TIME OF DAY	
1 -		43.688	1:49.292	71.80	7.926	14:40:41.268	
2 -	1:00.976	43.708	1:44.684	74.96	3.318	14:42:25.952	
3 -	1:00.200	43.753	1:43.953 (3)	75.49	2.587	14:44:09.905	
4 -	59.464	43.249	1:42.713 (2)	76.40	1.347	14:45:52.618	
5 -	59.464	45.009	1:44.473	75.12	3.107	14:47:37.091	
6 -	58.031	43.335	1:41.366 (1)	77.42		14:49:18.457	

P6		187 1000		Scott DERMOTT		Yamaha R1 - TwoClicksOut Racing	
IDEAL LAP TIME : 1:41.563		BEST LAP TIME : 1:42.680		DIFFERENCE : 1.117			
LAP	SECTOR 1	SECTOR 2	LAP TIME	MPH	DIFF	TIME OF DAY	
1 -		43.707	1:50.247	71.18	7.567	14:40:42.223	
2 -	1:00.493	43.482	1:43.975 (3)	75.48	1.295	14:42:26.198	
3 -	1:00.437	43.559	1:43.996	75.46	1.316	14:44:10.194	
4 -	59.843	43.112	1:42.955 (2)	76.22	0.275	14:45:53.149	
5 -	59.596	46.087	1:45.683	74.26	3.003	14:47:38.832	
6 -	58.451	44.229	1:42.680 (1)	76.43		14:49:21.512	

BMCRC - MRO Championships 2023 - Rnd 5 @ Cadwell Park

L&W Contractors BMCRC Rookie 600 & Rookie 1000

RACE 9 - SECTOR ANALYSIS



SECTOR 1 = FL to I1, SECTOR 2 = I1 to FL, DIFF = Difference To Personal Best Lap, P = Crossed Finish Line in Pit Lane, D = Time Disallowed

P7 123 1000 James VINCER		Kawasaki ZX 10 - A W RACING LTD				
IDEAL LAP TIME : 1:41.884		BEST LAP TIME : 1:42.278		DIFFERENCE : 0.394		
LAP	SECTOR 1	SECTOR 2	LAP TIME	MPH	DIFF	TIME OF DAY
1 -		43.799	1:49.900	71.41	7.622	14:40:41.876
2 -	59.870	42.994	1:42.864 (2)	76.29	0.586	14:42:24.740
3 -	1:00.965	42.782	1:43.747	75.64	1.469	14:44:08.487
4 -	1:00.379	42.759	1:43.138 (3)	76.09	0.860	14:45:51.625
5 -	1:01.429	46.369	1:47.798	72.80	5.520	14:47:39.423
6 -	59.125	43.153	1:42.278 (1)	76.73		14:49:21.701

P8 56 1000 Paul HARRIS		Kawasaki ZX10R - Nhr Neil Harris Racing				
IDEAL LAP TIME : 1:43.298		BEST LAP TIME : 1:43.349		DIFFERENCE : 0.051		
LAP	SECTOR 1	SECTOR 2	LAP TIME	MPH	DIFF	TIME OF DAY
1 -		43.739	1:50.872	70.78	7.523	14:40:42.848
2 -	1:00.568	43.620	1:44.188	75.32	0.839	14:42:27.036
3 -	1:00.206	43.553	1:43.759 (3)	75.63	0.410	14:44:10.795
4 -	1:00.257	43.092	1:43.349 (1)	75.93		14:45:54.144
5 -	1:00.612	44.749	1:45.361	74.48	2.012	14:47:39.505
6 -	1:00.453	43.247	1:43.700 (2)	75.68	0.351	14:49:23.205

P9 24 600 Callum MANLEY		Honda CBR600 RR - Bec's Sweets				
IDEAL LAP TIME : 1:38.025		BEST LAP TIME : 1:38.208		DIFFERENCE : 0.183		
LAP	SECTOR 1	SECTOR 2	LAP TIME	MPH	DIFF	TIME OF DAY
1 -		40.758	2:18.743	56.56	40.535	14:41:10.719
2 -	57.267	40.941	1:38.208 (1)	79.91		14:42:48.927
3 -	57.656	41.223	1:38.879 (3)	79.37	0.671	14:44:27.806
4 -	57.794	41.616	1:39.410	78.94	1.202	14:46:07.216
5 -	57.428	41.065	1:38.493 (2)	79.68	0.285	14:47:45.709
6 -	58.275	42.170	1:40.445	78.13	2.237	14:49:26.154

P10 36 1000 Alan MORGAN		Suzuki GSXR 1000 - Little Duck Racing				
IDEAL LAP TIME : 1:44.234		BEST LAP TIME : 1:44.234		DIFFERENCE : 0.000		
LAP	SECTOR 1	SECTOR 2	LAP TIME	MPH	DIFF	TIME OF DAY
1 -		44.097	1:51.911	70.12	7.677	14:40:43.887
2 -	1:00.449	43.785	1:44.234 (1)	75.29		14:42:28.121
3 -	1:00.713	44.163	1:44.876 (3)	74.83	0.642	14:44:12.997
4 -	1:01.717	44.158	1:45.875	74.12	1.641	14:45:58.872
5 -	1:01.329	44.185	1:45.514	74.37	1.280	14:47:44.386
6 -	1:00.556	44.189	1:44.745 (2)	74.92	0.511	14:49:29.131

P11 61 600 Jason GAMBLE		Kawasaki ZX6R - #TeamRace				
IDEAL LAP TIME : 1:40.644		BEST LAP TIME : 1:40.868		DIFFERENCE : 0.224		
LAP	SECTOR 1	SECTOR 2	LAP TIME	MPH	DIFF	TIME OF DAY
1 -		41.865	2:21.422	55.49	40.554	14:41:13.398
2 -	59.294	41.823	1:41.117 (2)	77.61	0.249	14:42:54.515
3 -	58.903	41.965	1:40.868 (1)	77.80		14:44:35.383
4 -	58.821	42.559	1:41.380 (3)	77.41	0.512	14:46:16.763
5 -	59.571	43.129	1:42.700	76.41	1.832	14:47:59.463
6 -	1:00.441	43.985	1:44.426	75.15	3.558	14:49:43.889

P12 112 600 Kieran SEMBIANTE		Kawasaki ZX636R -				
IDEAL LAP TIME : 1:42.483		BEST LAP TIME : 1:42.483		DIFFERENCE : 0.000		
LAP	SECTOR 1	SECTOR 2	LAP TIME	MPH	DIFF	TIME OF DAY
1 -		44.373	2:29.166	52.61	46.683	14:41:21.142
2 -	1:02.007	44.035	1:46.042	74.00	3.559	14:43:07.184
3 -	1:01.789	43.399	1:45.188	74.60	2.705	14:44:52.372
4 -	59.800	43.808	1:43.608 (3)	75.74	1.125	14:46:35.980
5 -	59.847	43.275	1:43.122 (2)	76.10	0.639	14:48:19.102
6 -	59.638	42.845	1:42.483 (1)	76.57		14:50:01.585

BMCRC - MRO Championships 2023 - Rnd 5 @ Cadwell Park

L&W Contractors BMCRC Rookie 600 & Rookie 1000

RACE 9 - SECTOR ANALYSIS



SECTOR 1 = FL to I1, SECTOR 2 = I1 to FL, DIFF = Difference To Personal Best Lap, P = Crossed Finish Line in Pit Lane, D = Time Disallowed

P13 4 600 Kallum BEDWELL		Yamaha R6 - CTHL-Connected to homes ltd				
IDEAL LAP TIME : 1:40.956		BEST LAP TIME : 1:41.485		DIFFERENCE : 0.529		
LAP	SECTOR 1	SECTOR 2	LAP TIME	MPH	DIFF	TIME OF DAY
1 -		44.503	2:33.738	51.04	52.253	14:41:25.714
2 -	59.746	42.433	1:42.179 (2)	76.80	0.694	14:43:07.893
3 -	59.782	43.633	1:43.415 (3)	75.88	1.930	14:44:51.308
4 -	1:00.009	44.280	1:44.289	75.25	2.804	14:46:35.597
5 -	58.523	42.962	1:41.485 (1)	77.33		14:48:17.082
6 -	58.984	45.553	1:44.537	75.07	3.052	14:50:01.619

P14 90 600 Tom ELLIOTT		Yamaha R6 - A. Harland Race Services				
IDEAL LAP TIME : 1:43.062		BEST LAP TIME : 1:43.062		DIFFERENCE : 0.000		
LAP	SECTOR 1	SECTOR 2	LAP TIME	MPH	DIFF	TIME OF DAY
1 -		44.422	2:27.443	53.22	44.381	14:41:19.419
2 -	1:02.019	43.882	1:45.901	74.10	2.839	14:43:05.320
3 -	1:00.809	44.107	1:44.916 (3)	74.80	1.854	14:44:50.236
4 -	1:00.926	44.346	1:45.272	74.55	2.210	14:46:35.508
5 -	59.793	44.594	1:44.387 (2)	75.18	1.325	14:48:19.895
6 -	59.430	43.632	1:43.062 (1)	76.14		14:50:02.957

P15 49 600 Tony PEACE		Kawasaki ZX6R - Green Boilers and Heating				
IDEAL LAP TIME : 1:43.206		BEST LAP TIME : 1:43.603		DIFFERENCE : 0.397		
LAP	SECTOR 1	SECTOR 2	LAP TIME	MPH	DIFF	TIME OF DAY
1 -		44.741	2:31.465	51.81	47.862	14:41:23.441
2 -	1:01.019	43.524	1:44.543 (3)	75.07	0.940	14:43:07.984
3 -	1:02.149	43.644	1:45.793	74.18	2.190	14:44:53.777
4 -	1:00.222	43.794	1:44.016 (2)	75.45	0.413	14:46:37.793
5 -	1:01.489	43.411	1:44.900	74.81	1.297	14:48:22.693
6 -	1:00.619	42.984	1:43.603 (1)	75.75		14:50:06.296

P16 231 600 James COLLINS		Triumph 675 DAYTONA - Jc racing				
IDEAL LAP TIME : 1:43.407		BEST LAP TIME : 1:43.407		DIFFERENCE : 0.000		
LAP	SECTOR 1	SECTOR 2	LAP TIME	MPH	DIFF	TIME OF DAY
1 -		44.263	2:26.708	53.49	43.301	14:41:18.684
2 -	1:03.173	43.967	1:47.140	73.25	3.733	14:43:05.824
3 -	1:01.312	44.090	1:45.402 (2)	74.45	1.995	14:44:51.226
4 -	1:01.955	44.331	1:46.286	73.83	2.879	14:46:37.512
5 -	1:01.956	43.810	1:45.766 (3)	74.20	2.359	14:48:23.278
6 -	1:00.296	43.111	1:43.407 (1)	75.89		14:50:06.685

P17 65 600 Frank MONTINI		Triumph DAYTONA 675R - Sara Johnson				
IDEAL LAP TIME : 1:45.677		BEST LAP TIME : 1:46.061		DIFFERENCE : 0.384		
LAP	SECTOR 1	SECTOR 2	LAP TIME	MPH	DIFF	TIME OF DAY
1 -		44.588	2:28.538	52.83	42.477	14:41:20.514
2 -	1:02.121	43.974	1:46.095 (3)	73.97	0.034	14:43:06.609
3 -	1:03.076	44.472	1:47.548	72.97	1.487	14:44:54.157
4 -	1:01.703	44.373	1:46.076 (2)	73.98	0.015	14:46:40.233
5 -	1:01.948	44.113	1:46.061 (1)	73.99		14:48:26.294
6 -	1:02.026	44.777	1:46.803	73.48	0.742	14:50:13.097

P18 81 600 Dan HARTLE		Triumph DAYTONA 675R - #Teamrace				
IDEAL LAP TIME : 1:47.771		BEST LAP TIME : 1:47.771		DIFFERENCE : 0.000		
LAP	SECTOR 1	SECTOR 2	LAP TIME	MPH	DIFF	TIME OF DAY
1 -		46.672	2:32.203	51.56	44.432	14:41:24.179
2 -	1:03.223	46.265	1:49.488	71.67	1.717	14:43:13.667
3 -	1:03.516	45.813	1:49.329 (3)	71.78	1.558	14:45:02.996
4 -	1:02.523	45.248	1:47.771 (1)	72.82		14:46:50.767
5 -	1:02.589	45.375	1:47.964 (2)	72.69	0.193	14:48:38.731
6 -	1:07.855	46.665	1:54.520	68.53	6.749	14:50:33.251

BMCRC - MRO Championships 2023 - Rnd 5 @ Cadwell Park

L&W Contractors BMCRC Rookie 600 & Rookie 1000

RACE 9 - SECTOR ANALYSIS



SECTOR 1 = FL to I1, SECTOR 2 = I1 to FL, DIFF = Difference To Personal Best Lap, P = Crossed Finish Line in Pit Lane, D = Time Disallowed

P19 116 600		Jack ALLAN		Kawasaki ZX6R - Blackwidow exhauasts		
IDEAL LAP TIME : 1:47.746		BEST LAP TIME : 1:48.010		DIFFERENCE : 0.264		
LAP	SECTOR 1	SECTOR 2	LAP TIME	MPH	DIFF	TIME OF DAY
1 -		46.421	2:33.346	51.17	45.336	14:41:25.322
2 -	1:03.070	45.855	1:48.925 (3)	72.05	0.915	14:43:14.247
3 -	1:03.455	45.590	1:49.045	71.97	1.035	14:45:03.292
4 -	1:03.194	45.060	1:48.254 (2)	72.49	0.244	14:46:51.546
5 -	1:02.686	45.324	1:48.010 (1)	72.66		14:48:39.556

P20 224 600		Dan PRICE		Triumph DAYTONA 675 - Norfolk Triumph Racing Team		
IDEAL LAP TIME : 1:48.415		BEST LAP TIME : 1:48.415		DIFFERENCE : 0.000		
LAP	SECTOR 1	SECTOR 2	LAP TIME	MPH	DIFF	TIME OF DAY
1 -		46.526	2:33.680	51.06	45.265	14:41:25.656
2 -	1:03.190	46.276	1:49.466	71.69	1.051	14:43:15.122
3 -	1:03.131	45.594	1:48.725 (2)	72.18	0.310	14:45:03.847
4 -	1:03.081	45.334	1:48.415 (1)	72.38		14:46:52.262
5 -	1:03.317	45.798	1:49.115 (3)	71.92	0.700	14:48:41.377

P21 825 600		Cody OWENS		Suzuki GSXR 600 - Crippling debt		
IDEAL LAP TIME : 1:49.115		BEST LAP TIME : 1:49.115		DIFFERENCE : 0.000		
LAP	SECTOR 1	SECTOR 2	LAP TIME	MPH	DIFF	TIME OF DAY
1 -		46.567	2:34.374	50.83	45.259	14:41:26.350
2 -	1:04.029	45.086	1:49.115 (1)	71.92		14:43:15.465
3 -	1:04.982	45.702	1:50.684 (2)	70.90	1.569	14:45:06.149
4 -	1:05.503	46.164	1:51.667 (3)	70.28	2.552	14:46:57.816
5 -	1:05.982	46.125	1:52.107	70.00	2.992	14:48:49.923

P22 19 600		Dean FARNWORTH		Suzuki GSXR600 - DMFS Ltd		
IDEAL LAP TIME : 1:59.341		BEST LAP TIME : 1:59.341		DIFFERENCE : 0.000		
LAP	SECTOR 1	SECTOR 2	LAP TIME	MPH	DIFF	TIME OF DAY
1 -		49.689	2:46.994	46.99	47.653	14:41:38.970
2 -	1:11.716	49.312	2:01.028 (2)	64.84	1.687	14:43:39.998
3 -	1:10.708	48.633	1:59.341 (1)	65.76		14:45:39.339

BMCRC - MRO Championships 2023 - Rnd 5 @ Cadwell Park

L&W Contractors BMCRC Rookie 600 & Rookie 1000

RACE 9 - BEST SECTORS

SECTOR 1			SECTOR 2			IDEAL / BEST COMPARISON						
POS	NO	NAME	TIME	NO	NAME	TIME	POS	NO	NAME	IDEAL	BEST	DIFF
									PERFECT LAP	1:35.328		
1	12	BEDWELL	55.285	12	BEDWELL	40.043	1	12	BEDWELL	1:35.328	1:35.424	0.096
2	24	MANLEY	57.267	24	MANLEY	40.758	2	24	MANLEY	1:38.025	1:38.208	0.183
3	100	CRANSTONE	57.466	100	CRANSTONE	41.499	3	100	CRANSTONE	1:38.965	1:39.117	0.152
4	149	WILKINS	57.719	149	WILKINS	41.657	4	149	WILKINS	1:39.376	1:39.739	0.363
5	191	DAVEY	58.031	87	THOMPSON	41.741	5	87	THOMPSON	1:39.955	1:39.955	0.000
6	87	THOMPSON	58.214	61	GAMBLE	41.823	6	61	GAMBLE	1:40.644	1:40.868	0.224
7	187	DERMOTT	58.451	4	BEDWELL	42.433	7	4	BEDWELL	1:40.956	1:41.485	0.529
8	4	BEDWELL	58.523	123	VINCER	42.759	8	191	DAVEY	1:41.280	1:41.366	0.086
9	61	GAMBLE	58.821	112	SEMBIANTE	42.845	9	187	DERMOTT	1:41.563	1:42.680	1.117
10	123	VINCER	59.125	49	PEACE	42.984	10	123	VINCER	1:41.884	1:42.278	0.394
11	90	ELLIOTT	59.430	56	HARRIS	43.092	11	112	SEMBIANTE	1:42.483	1:42.483	0.000
12	112	SEMBIANTE	59.638	231	COLLINS	43.111	12	90	ELLIOTT	1:43.062	1:43.062	0.000
13	56	HARRIS	1:00.206	187	DERMOTT	43.112	13	49	PEACE	1:43.206	1:43.603	0.397
14	49	PEACE	1:00.222	191	DAVEY	43.249	14	56	HARRIS	1:43.298	1:43.349	0.051
15	231	COLLINS	1:00.296	90	ELLIOTT	43.632	15	231	COLLINS	1:43.407	1:43.407	0.000
16	36	MORGAN	1:00.449	36	MORGAN	43.785	16	36	MORGAN	1:44.234	1:44.234	0.000
17	65	MONTINI	1:01.703	65	MONTINI	43.974	17	65	MONTINI	1:45.677	1:46.061	0.384
18	81	HARTLE	1:02.523	116	ALLAN	45.060	18	116	ALLAN	1:47.746	1:48.010	0.264
19	116	ALLAN	1:02.686	825	OWENS	45.086	19	81	HARTLE	1:47.771	1:47.771	0.000
20	224	PRICE	1:03.081	81	HARTLE	45.248	20	224	PRICE	1:48.415	1:48.415	0.000
21	825	OWENS	1:04.029	224	PRICE	45.334	21	825	OWENS	1:49.115	1:49.115	0.000
22	19	FARNWORTH	1:10.708	19	FARNWORTH	48.633	22	19	FARNWORTH	1:59.341	1:59.341	0.000

BMCRC - MRO Championships 2023 - Rnd 5 @ Cadwell Park

L&W Contractors BMCRC Rookie 600 & Rookie 1000

RACE 9 - STATISTICS

Competitors Started 22
Planned Start 2023-07-01 @ 14:40:00.000
Actual Start 2023-07-01 @ 14:38:51.975
Finish Time 2023-07-01 @ 14:48:39.221
Track Length 2.1800mi.
Total Laps 126
Total Distance Covered 274.6823mi.

Session Fastest Lap History

NO	CL	NAME	LAP TIME	TIME OF DAY	LAP	VEHICLE
12	1000	Duncan BEDWELL	1:35.469	14:42:08.635	2	Kawasaki ZX10R
12	1000	Duncan BEDWELL	1:35.424	14:43:44.059	3	Kawasaki ZX10R

Session Leader History

NO	CL	NAME	FROM LAP	LAPS LED	DISTANCE	VEHICLE
12	1000	Duncan BEDWELL	1	6	13.08 miles	Kawasaki ZX10R

Flag History

TYPE	TIME OF DAY
GREEN	14:38:51.975
FINISH	14:48:39.221

Flag Statistics

TYPE	COUNT	TOTAL LAPS	TOTAL TIME
Green	1	6	11:52.745
Red	0	0	0.000
Safety Car	0	0	0.000
FCY	0	0	0.000

BMCRC - MRO Championships 2023 - Rnd 5 @ Cadwell Park

L&W Contractors BMCRC Rookie 600 & Rookie 1000

RACE 9 - STATISTICS

CLASS : 1000

9 Starters

Fastest Lap History

NO	NAME	LAP TIME	TIME OF DAY	LAP	VEHICLE
12	Duncan BEDWELL	1:35.469	14:42:08.635	2	Kawasaki ZX10R
12	Duncan BEDWELL	1:35.424	14:43:44.059	3	Kawasaki ZX10R

Leader History

NO	NAME	FROM LAP	LAPS LED	DISTANCE	VEHICLE
12	Duncan BEDWELL	1	6	13.08 miles	Kawasaki ZX10R

BMCRC - MRO Championships 2023 - Rnd 5 @ Cadwell Park

L&W Contractors BMCRC Rookie 600 & Rookie 1000

RACE 9 - STATISTICS

CLASS : 600

13 Starters

Fastest Lap History

NO	NAME	LAP TIME	TIME OF DAY	LAP	VEHICLE
24	Callum MANLEY	1:38.208	14:42:48.932	2	Honda CBR600 RR

Leader History

NO	NAME	FROM LAP	LAPS LED	DISTANCE	VEHICLE
24	Callum MANLEY	1	6	13.08 miles	Honda CBR600 RR

BMCRC - MRO Championships 2023 - Rnd 5 @ Cadwell Park

L&W Contractors BMCRC Rookie 600 & Rookie 1000

RACE 19 - GRID (6 Laps)



CONTRACTORS LTD

ROW 9	25	1:59.341	19	Dean FARNWORTH	26	1:48.010	139	Michael HUDSON	27						
ROW 8			22	1:48.010	116	Jack ALLAN	23	1:48.415	224	Dan PRICE	24	1:49.115	825	Cody OWENS	
ROW 7	19	1:43.603	49	Tony PEACE	20	1:46.061	65	Frank MONTINI	21	1:47.771	81	Dan HARTLE			
ROW 6			16	1:42.483	112	Kieran SEMBIANTE	17	1:43.062	90	Tom ELLIOTT	18	1:43.407	231	James COLLINS	
ROW 5	13	1:38.208	24	Callum MANLEY	14	1:40.868	61	Jason GAMBLE	15	1:41.485	4	Kallum BEDWELL			
ROW 4			10								11			12	
ROW 3	7	1:42.680	187	Scott DERMOTT	8	1:43.349	56	Paul HARRIS	9	1:44.234	36	Alan MORGAN			
ROW 2			4	1:39.955	87	Karl THOMPSON	5	1:41.366	191	Maurice DAVEY	6	1:42.278	123	James VINCER	
ROW 1	1	1:35.424	12	Duncan BEDWELL	2	1:39.117	100	Sam CRANSTONE	3	1:39.739	149	David WILKINS			
Pole															

Cadwell Park: 2.1800 miles

These results are provisional until the conclusion of any judicial and technical matters.

Clerk Of Course :	Stewards :	Timekeeper : <i>Craig Smith</i>
-------------------	------------	------------------------------------

Results can be found at www.tsl-timing.com

Printed - 14:53 Saturday, 01 July 2023



BMCRC - MRO Championships 2023 - Rnd 5 @ Cadwell Park

L&W Contractors BMCRC Rookie 600 & Rookie 1000

RACE 19 - CLASSIFICATION



CONTRACTORS LTD

POS	NO	CL	PIC NAME	ENTRY	LAPS	TIME	GAP	DIFF	MPH	BEST	ON
1	12	1000	1 Duncan BEDWELL	Kawasaki ZX10R - Connected to homes LTD	4	6:30.017			80.48	1:35.594	4
2	100	1000	2 Sam CRANSTONE	Bmw S1000RR - Fortis racing	4	6:42.936	12.919	12.919	77.90	1:38.831	3
3	149	1000	3 David WILKINS	Yamaha R1 - TwoClicksOut Racing	4	6:47.672	17.655	4.736	77.00	1:40.577	3
4	87	1000	4 Karl THOMPSON	Yamaha R1 - #Teamrace	4	6:47.993	17.976	0.321	76.94	1:40.270	2
5	191	1000	5 Maurice DAVEY	Suzuki GSXR 1000 - M D racing	3	5:16.611	1 Lap	1 Lap	74.36	1:43.598	2
6	187*	1000	6 Scott DERMOTT	Yamaha R1 - TwoClicksOut Racing	3	5:16.964	1 Lap	0.353	74.28	1:43.500	2
7	123	1000	7 James VINCER	Kawasaki ZX 10 - A W RACING LTD	3	5:17.714	1 Lap	0.750	74.10	1:43.578	2
8	36	1000	8 Alan MORGAN	Suzuki GSXR 1000 - Little Duck Racing	3	5:22.722	1 Lap	5.008	72.95	1:44.785	2
9	56	1000	9 Paul HARRIS	Kawasaki ZX10R - Nhr Neil Harris Racing	3	5:23.132	1 Lap	0.410	72.86	1:45.342	2
10	4	600	1 Kallum BEDWELL	Yamaha R6 - CTHL-Connected to homes ltd	3	5:44.235	1 Lap	21.103	68.39	1:41.576	3
11	112	600	2 Kieran SEMBIANTE	Kawasaki ZX636R -	3	5:53.444	1 Lap	9.209	66.61	1:44.428	2
12	90	600	3 Tom ELLIOTT	Yamaha R6 - A. Harland Race Services	3	5:57.206	1 Lap	3.762	65.91	1:45.116	3
13	231	600	4 James COLLINS	Triumph 675 DAYTONA - Jc racing	3	5:58.348	1 Lap	1.142	65.70	1:44.826	3
14	116	600	5 Jack ALLAN	Kawasaki ZX6R - Blackwidow exhausts	3	6:06.979	1 Lap	8.631	64.15	1:47.909	2
15	49	600	6 Tony PEACE	Kawasaki ZX6R - Green Boilers and Heating	3	6:07.185	1 Lap	0.206	64.12	1:47.747	2
16	81	600	7 Dan HARTLE	Triumph DAYTONA 675R - #Teamrace	3	6:08.322	1 Lap	1.137	63.92	1:49.093	2
17	224	600	8 Dan PRICE	Triumph DAYTONA 675 - Norfolk Triumph Racing T	3	6:08.694	1 Lap	0.372	63.85	1:48.248	2
18	65*	600	9 Frank MONTINI	Triumph DAYTONA 675R - Sara Johnson	3	6:10.274	1 Lap	1.580	63.58	1:46.825	2
19	825	600	10 Cody OWENS	Suzuki GSXR 600 - Crippling debt	3	6:11.664	1 Lap	1.390	63.34	1:49.936	2
20	19	600	11 Dean FARNWORTH	Suzuki GSXR600 - DMFS ltd	2	4:55.620	2 Laps	1 Lap	53.09	2:09.338	2

NOT CLASSIFIED

DNF	61	600	Jason GAMBLE	Kawasaki ZX6R - #TeamRace	3	5:43.820	1 Lap	0.000	68.47	1:41.546	3
DNF	24	600	Callum MANLEY	Honda CBR600 RR - Bec's Sweets	0						

FASTEST LAP

12	1000	Duncan BEDWELL	Kawasaki ZX10R - Connected to homes LTD	4	1:35.594	82.09 mph	132.12 kph
61	600	Jason GAMBLE	Kawasaki ZX6R - #TeamRace	3	1:41.546	77.28 mph	124.37 kph

* Bike 187 - Please fit a working transponder

* Bike 65 - 10 second penalty - jump start

Class 1000 - 92.5% of Race Speed = 74.44 mph

Class 600 - 92.5% of Race Speed = 63.26 mph

Red Flag (end of session): 17:37

Weather / Track : Cloudy / Dry

These results are provisional until the conclusion of any judicial and technical matters.

Race Distance: 4 Laps / 8.72 miles

Cadwell Park: 2.1800 miles

Date: 01/07/2023 Start: 17:30 Finish: 17:36

Clerk Of Course :	Stewards :	Timekeeper : <i>Craig Smith</i>
-------------------	------------	------------------------------------

Results can be found at www.tsl-timing.com

Printed - 17:46 Saturday, 01 July 2023



BMCRC - MRO Championships 2023 - Rnd 5 @ Cadwell Park

L&W Contractors BMCRC Rookie 600 & Rookie 1000

RACE 19 - LAP CHART

LAP 1 @ 17:32:12.111

NO	BEHIND	LAP TIME
12		1:42.642
100	1.857	1:44.499
149	2.680	1:45.322
87	3.445	1:46.087
191	6.096	1:48.738
187	6.727	1:49.369
123	7.388	1:50.030
36	8.969	1:51.611
56	9.335	1:51.977
61	37.516	2:20.158
4	38.161	2:20.803
112	41.833	2:24.475
65	43.802	2:26.444
90	43.888	2:26.530
231	44.320	2:26.962
116	47.133	2:29.775
81	47.393	2:30.035
49	47.478	2:30.120
825	48.112	2:30.754
224	48.722	2:31.364
19	1:03.640	2:46.282

65	1:05.851	1:47.005
116	1:12.556	1:49.295
49	1:12.762	1:49.318
81	1:13.899	1:49.194
224	1:14.271	1:49.082
825	1:17.241	1:50.974

LAP 4 @ 17:36:59.486

NO	BEHIND	LAP TIME
12		1:35.594
100	12.919	1:40.659
149	17.655	1:41.166
87	17.976	1:40.906

LAP 2 @ 17:33:47.725

NO	BEHIND	LAP TIME
12		1:35.614
100	5.190	1:38.947
149	7.673	1:40.607
87	8.101	1:40.270
191	14.080	1:43.598
187	14.613	1:43.500
123	15.352	1:43.578
36	18.140	1:44.785
56	19.063	1:45.342
61	44.018	1:42.116
4	44.403	1:41.856
112	50.647	1:44.428
90	53.834	1:45.560
65	55.013	1:46.825
231	55.266	1:46.560
116	59.428	1:47.909
49	59.611	1:47.747
81	1:00.872	1:49.093
224	1:01.356	1:48.248
825	1:02.434	1:49.936

LAP 3 @ 17:35:23.892

NO	BEHIND	LAP TIME
12		1:36.167
19	1 Lap	2:09.338
100	7.854	1:38.831
149	12.083	1:40.577
87	12.664	1:40.730
191	22.188	1:44.275
187	22.541	1:44.095
123	23.291	1:44.106
36	28.299	1:46.326
56	28.709	1:45.813
61	49.397	1:41.546
4	49.812	1:41.576
112	59.021	1:44.541
90	1:02.783	1:45.116
231	1:03.925	1:44.826

Weather / Track : Cloudy / Dry

Results can be found at www.tsl-timing.com

Cadwell Park: 2.1800 miles
Date: 01/07/2023 Start: 17:30 Finish: 17:36

Printed - 17:47 Saturday, 01 July 2023

BMCRC - MRO Championships 2023 - Rnd 5 @ Cadwell Park

L&W Contractors BMCRC Rookie 600 & Rookie 1000

RACE 19 - POSITION CHART

No	Name	Lap Pos	Lap			
			1	2	3	4
12	BEDWELL	1	12	12	12	12
100	CRANSTONE	2	100	100	100	100
149	WILKINS	3	149	149	149	149
87	THOMPSON	4	87	87	87	87
191	DAVEY	5	191	191	191	
123	VINCER	6	187	187	187	
187	DERMOTT	7	123	123	123	
56	HARRIS	8	36	36	36	
36	MORGAN	9	56	56	56	
24	MANLEY	10	61	61	61	
61	GAMBLE	11	4	4	4	
4	BEDWELL	12	112	112	112	
112	SEMBIANTE	13	65	90	90	
90	ELLIOTT	14	90	65	231	
231	COLLINS	15	231	231	65	
49	PEACE	16	116	116	116	
65	MONTINI	17	81	49	49	
81	HARTLE	18	49	81	81	
116	ALLAN	19	825	224	224	
224	PRICE	20	224	825	825	
825	OWENS	21	19	19		
19	FARNWORTH	22				

BMCRC - MRO Championships 2023 - Rnd 5 @ Cadwell Park

L&W Contractors BMCRC Rookie 600 & Rookie 1000

RACE 19 - SECTOR ANALYSIS



SECTOR 1 = FL to I1, SECTOR 2 = I1 to FL, DIFF = Difference To Personal Best Lap, P = Crossed Finish Line in Pit Lane, D = Time Disallowed

P1		12 1000		Duncan BEDWELL		Kawasaki ZX10R - Connected to homes LTD	
IDEAL LAP TIME : 1:35.427		BEST LAP TIME : 1:35.594		DIFFERENCE : 0.167			
LAP	SECTOR 1	SECTOR 2	LAP TIME	MPH	DIFF	TIME OF DAY	
1 -		40.749	1:42.642	76.46	7.048	17:32:12.111	
2 -	55.892	39.722	1:35.614 (2)	82.08	0.020	17:33:47.725	
3 -	55.708	40.459	1:36.167 (3)	81.60	0.573	17:35:23.892	
4 -	55.705	39.889	1:35.594 (1)	82.09		17:36:59.486	

P2		100 1000		Sam CRANSTONE		Bmw S1000RR - Fortis racing	
IDEAL LAP TIME : 1:38.804		BEST LAP TIME : 1:38.831		DIFFERENCE : 0.027			
LAP	SECTOR 1	SECTOR 2	LAP TIME	MPH	DIFF	TIME OF DAY	
1 -		41.500	1:44.499	75.10	5.668	17:32:13.968	
2 -	57.365	41.582	1:38.947 (2)	79.31	0.116	17:33:52.915	
3 -	57.392	41.439	1:38.831 (1)	79.40		17:35:31.746	
4 -	58.463	42.196	1:40.659 (3)	77.96	1.828	17:37:12.405	

P3		149 1000		David WILKINS		Yamaha R1 - TwoClicksOut Racing	
IDEAL LAP TIME : 1:40.335		BEST LAP TIME : 1:40.577		DIFFERENCE : 0.242			
LAP	SECTOR 1	SECTOR 2	LAP TIME	MPH	DIFF	TIME OF DAY	
1 -		42.089	1:45.322	74.51	4.745	17:32:14.791	
2 -	58.246	42.361	1:40.607 (2)	78.00	0.030	17:33:55.398	
3 -	58.417	42.160	1:40.577 (1)	78.03		17:35:35.975	
4 -	58.918	42.248	1:41.166 (3)	77.57	0.589	17:37:17.141	

P4		87 1000		Karl THOMPSON		Yamaha R1 - #Teamrace	
IDEAL LAP TIME : 1:39.869		BEST LAP TIME : 1:40.270		DIFFERENCE : 0.401			
LAP	SECTOR 1	SECTOR 2	LAP TIME	MPH	DIFF	TIME OF DAY	
1 -		41.923	1:46.087	73.97	5.817	17:32:15.556	
2 -	57.946	42.324	1:40.270 (1)	78.26		17:33:55.826	
3 -	58.506	42.224	1:40.730 (2)	77.91	0.460	17:35:36.556	
4 -	58.666	42.240	1:40.906 (3)	77.77	0.636	17:37:17.462	

P5		191 1000		Maurice DAVEY		Suzuki GSXR 1000 - M D racing	
IDEAL LAP TIME : 1:43.029		BEST LAP TIME : 1:43.598		DIFFERENCE : 0.569			
LAP	SECTOR 1	SECTOR 2	LAP TIME	MPH	DIFF	TIME OF DAY	
1 -		43.275	1:48.738	72.17	5.140	17:32:18.207	
2 -	1:00.125	43.473	1:43.598 (1)	75.75		17:34:01.805	
3 -	1:00.376	43.899	1:44.275 (2)	75.26	0.677	17:35:46.080	

P6		187 1000		Scott DERMOTT		Yamaha R1 - TwoClicksOut Racing	
IDEAL LAP TIME :		BEST LAP TIME : 1:43.500		DIFFERENCE :			
LAP	SECTOR 1	SECTOR 2	LAP TIME	MPH	DIFF	TIME OF DAY	
1 -			1:49.369	71.75	5.869	17:32:18.838	
2 -			1:43.500 (1)	75.82		17:34:02.338	
3 -			1:44.095 (2)	75.39	0.595	17:35:46.433	

P7		123 1000		James VINCER		Kawasaki ZX 10 - A W RACING LTD	
IDEAL LAP TIME : 1:43.578		BEST LAP TIME : 1:43.578		DIFFERENCE : 0.000			
LAP	SECTOR 1	SECTOR 2	LAP TIME	MPH	DIFF	TIME OF DAY	
1 -		43.472	1:50.030	71.32	6.452	17:32:19.499	
2 -	1:00.327	43.251	1:43.578 (1)	75.76		17:34:03.077	
3 -	1:00.681	43.425	1:44.106 (2)	75.38	0.528	17:35:47.183	

BMCRC - MRO Championships 2023 - Rnd 5 @ Cadwell Park

L&W Contractors BMCRC Rookie 600 & Rookie 1000

RACE 19 - SECTOR ANALYSIS



SECTOR 1 = FL to I1, SECTOR 2 = I1 to FL, DIFF = Difference To Personal Best Lap, P = Crossed Finish Line in Pit Lane, D = Time Disallowed

P8	36	1000	Alan MORGAN	Suzuki GSXR 1000 - Little Duck Racing		
IDEAL LAP TIME : 1:44.193		BEST LAP TIME : 1:44.785		DIFFERENCE : 0.592		
LAP	SECTOR 1	SECTOR 2	LAP TIME	MPH	DIFF	TIME OF DAY
1 -		44.186	1:51.611	70.31	6.826	17:32:21.080
2 -	1:00.834	43.951	1:44.785 (1)	74.89		17:34:05.865
3 -	1:00.635	45.691	1:46.326 (2)	73.81	1.541	17:35:52.191
P9	56	1000	Paul HARRIS	Kawasaki ZX10R - Nhr Neil Harris Racing		
IDEAL LAP TIME : 1:45.153		BEST LAP TIME : 1:45.342		DIFFERENCE : 0.189		
LAP	SECTOR 1	SECTOR 2	LAP TIME	MPH	DIFF	TIME OF DAY
1 -		44.140	1:51.977	70.08	6.635	17:32:21.446
2 -	1:01.359	43.983	1:45.342 (1)	74.50		17:34:06.788
3 -	1:01.170	44.643	1:45.813 (2)	74.16	0.471	17:35:52.601
P10	4	600	Kallum BEDWELL	Yamaha R6 - CTHL-Connected to homes ltd		
IDEAL LAP TIME : 1:41.479		BEST LAP TIME : 1:41.576		DIFFERENCE : 0.097		
LAP	SECTOR 1	SECTOR 2	LAP TIME	MPH	DIFF	TIME OF DAY
1 -		42.750	2:20.803	55.73	39.227	17:32:50.272
2 -	59.208	42.648	1:41.856 (2)	77.05	0.280	17:34:32.128
3 -	59.305	42.271	1:41.576 (1)	77.26		17:36:13.704
P11	112	600	Kieran SEMBIANTE	Kawasaki ZX636R -		
IDEAL LAP TIME : 1:43.916		BEST LAP TIME : 1:44.428		DIFFERENCE : 0.512		
LAP	SECTOR 1	SECTOR 2	LAP TIME	MPH	DIFF	TIME OF DAY
1 -		43.703	2:24.475	54.32	40.047	17:32:53.944
2 -	1:00.628	43.800	1:44.428 (1)	75.15		17:34:38.372
3 -	1:00.978	43.563	1:44.541 (2)	75.07	0.113	17:36:22.913
P12	90	600	Tom ELLIOTT	Yamaha R6 - A. Harland Race Services		
IDEAL LAP TIME : 1:44.852		BEST LAP TIME : 1:45.116		DIFFERENCE : 0.264		
LAP	SECTOR 1	SECTOR 2	LAP TIME	MPH	DIFF	TIME OF DAY
1 -		44.527	2:26.530	53.55	41.414	17:32:55.999
2 -	1:01.297	44.263	1:45.560 (2)	74.34	0.444	17:34:41.559
3 -	1:00.763	44.353	1:45.116 (1)	74.66		17:36:26.675
P13	231	600	James COLLINS	Triumph 675 DAYTONA - Jc racing		
IDEAL LAP TIME : 1:44.826		BEST LAP TIME : 1:44.826		DIFFERENCE : 0.000		
LAP	SECTOR 1	SECTOR 2	LAP TIME	MPH	DIFF	TIME OF DAY
1 -		44.315	2:26.962	53.40	42.136	17:32:56.431
2 -	1:02.209	44.351	1:46.560 (2)	73.64	1.734	17:34:42.991
3 -	1:01.183	43.643	1:44.826 (1)	74.86		17:36:27.817
P14	116	600	Jack ALLAN	Kawasaki ZX6R - Blackwidow exhausts		
IDEAL LAP TIME : 1:47.909		BEST LAP TIME : 1:47.909		DIFFERENCE : 0.000		
LAP	SECTOR 1	SECTOR 2	LAP TIME	MPH	DIFF	TIME OF DAY
1 -		46.234	2:29.775	52.39	41.866	17:32:59.244
2 -	1:02.472	45.437	1:47.909 (1)	72.72		17:34:47.153
3 -	1:03.835	45.460	1:49.295 (2)	71.80	1.386	17:36:36.448
P15	49	600	Tony PEACE	Kawasaki ZX6R - Green Boilers and Heating		
IDEAL LAP TIME : 1:47.393		BEST LAP TIME : 1:47.747		DIFFERENCE : 0.354		
LAP	SECTOR 1	SECTOR 2	LAP TIME	MPH	DIFF	TIME OF DAY
1 -		45.103	2:30.120	52.27	42.373	17:32:59.589
2 -	1:02.533	45.214	1:47.747 (1)	72.83		17:34:47.336
3 -	1:04.458	44.860	1:49.318 (2)	71.79	1.571	17:36:36.654

BMCRC - MRO Championships 2023 - Rnd 5 @ Cadwell Park

L&W Contractors BMCRC Rookie 600 & Rookie 1000

RACE 19 - SECTOR ANALYSIS



SECTOR 1 = FL to I1, SECTOR 2 = I1 to FL, DIFF = Difference To Personal Best Lap, P = Crossed Finish Line in Pit Lane, D = Time Disallowed

P16 81 600 Dan HARTLE		Triumph DAYTONA 675R - #Teamrace				
IDEAL LAP TIME : 1:48.979		BEST LAP TIME : 1:49.093		DIFFERENCE : 0.114		
LAP	SECTOR 1	SECTOR 2	LAP TIME	MPH	DIFF	TIME OF DAY
1 -		45.872	2:30.035	52.30	40.942	17:32:59.504
2 -	1:03.564	45.529	1:49.093 (1)	71.93		17:34:48.597
3 -	1:03.450	45.744	1:49.194 (2)	71.87	0.101	17:36:37.791

P17 224 600 Dan PRICE		Triumph DAYTONA 675 - Norfolk Triumph Racing Team				
IDEAL LAP TIME : 1:48.248		BEST LAP TIME : 1:48.248		DIFFERENCE : 0.000		
LAP	SECTOR 1	SECTOR 2	LAP TIME	MPH	DIFF	TIME OF DAY
1 -		46.392	2:31.364	51.84	43.116	17:33:00.833
2 -	1:03.233	45.015	1:48.248 (1)	72.50		17:34:49.081
3 -	1:03.342	45.740	1:49.082 (2)	71.94	0.834	17:36:38.163

P18 65 600 Frank MONTINI		Triumph DAYTONA 675R - Sara Johnson				
IDEAL LAP TIME : 1:46.825		BEST LAP TIME : 1:46.825		DIFFERENCE : 0.000		
LAP	SECTOR 1	SECTOR 2	LAP TIME	MPH	DIFF	TIME OF DAY
1 -		44.799	2:26.444	53.59	39.619	17:32:55.913
2 -	1:02.524	44.301	1:46.825 (1)	73.46		17:34:42.738
3 -	1:02.621	44.384	1:47.005 (2)	73.34	0.180	17:36:29.743

P19 825 600 Cody OWENS		Suzuki GSXR 600 - Crippling debt				
IDEAL LAP TIME : 1:49.936		BEST LAP TIME : 1:49.936		DIFFERENCE : 0.000		
LAP	SECTOR 1	SECTOR 2	LAP TIME	MPH	DIFF	TIME OF DAY
1 -		46.171	2:30.754	52.05	40.818	17:33:00.223
2 -	1:04.469	45.467	1:49.936 (1)	71.38		17:34:50.159
3 -	1:05.094	45.880	1:50.974 (2)	70.71	1.038	17:36:41.133

P20 19 600 Dean FARNWORTH		Suzuki GSXR600 - DMFS ltd				
IDEAL LAP TIME : 2:04.940		BEST LAP TIME : 2:09.338		DIFFERENCE : 4.398		
LAP	SECTOR 1	SECTOR 2	LAP TIME	MPH	DIFF	TIME OF DAY
1 -		50.258	2:46.282	47.19	36.944	17:33:15.751
2 -	1:14.682	54.656	2:09.338 (1)	60.67		17:35:25.089

P21 61 600 Jason GAMBLE		Kawasaki ZX6R - #TeamRace				
IDEAL LAP TIME : 1:41.546		BEST LAP TIME : 1:41.546		DIFFERENCE : 0.000		
LAP	SECTOR 1	SECTOR 2	LAP TIME	MPH	DIFF	TIME OF DAY
1 -		42.612	2:20.158	55.99	38.612	17:32:49.627
2 -	59.536	42.580	1:42.116 (2)	76.85	0.570	17:34:31.743
3 -	59.467	42.079	1:41.546 (1)	77.28		17:36:13.289

BMCRC - MRO Championships 2023 - Rnd 5 @ Cadwell Park

L&W Contractors BMCRC Rookie 600 & Rookie 1000

RACE 19 - BEST SECTORS

SECTOR 1			SECTOR 2			IDEAL / BEST COMPARISON						
POS	NO	NAME	TIME	NO	NAME	TIME	POS	NO	NAME	IDEAL	BEST	DIFF
									PERFECT LAP	1:35.427		
1	12	BEDWELL	55.705	12	BEDWELL	39.722	1	12	BEDWELL	1:35.427	1:35.594	0.167
2	100	CRANSTONE	57.365	100	CRANSTONE	41.439	2	100	CRANSTONE	1:38.804	1:38.831	0.027
3	87	THOMPSON	57.946	87	THOMPSON	41.923	3	87	THOMPSON	1:39.869	1:40.270	0.401
4	149	WILKINS	58.246	61	GAMBLE	42.079	4	149	WILKINS	1:40.335	1:40.577	0.242
5	4	BEDWELL	59.208	149	WILKINS	42.089	5	4	BEDWELL	1:41.479	1:41.576	0.097
6	61	GAMBLE	59.467	4	BEDWELL	42.271	6	61	GAMBLE	1:41.546	1:41.546	0.000
7	191	DAVEY	59.754	123	VINCER	43.251	7	191	DAVEY	1:43.029	1:43.598	0.569
8	36	MORGAN	1:00.242	191	DAVEY	43.275	8	123	VINCER	1:43.578	1:43.578	0.000
9	123	VINCER	1:00.327	112	SEMBIANTE	43.563	9	112	SEMBIANTE	1:43.916	1:44.428	0.512
10	112	SEMBIANTE	1:00.353	231	COLLINS	43.643	10	36	MORGAN	1:44.193	1:44.785	0.592
11	90	ELLIOTT	1:00.589	36	MORGAN	43.951	11	231	COLLINS	1:44.826	1:44.826	0.000
12	56	HARRIS	1:01.170	56	HARRIS	43.983	12	90	ELLIOTT	1:44.852	1:45.116	0.264
13	231	COLLINS	1:01.183	90	ELLIOTT	44.263	13	56	HARRIS	1:45.153	1:45.342	0.189
14	116	ALLAN	1:02.472	65	MONTINI	44.301	14	65	MONTINI	1:46.825	1:46.825	0.000
15	65	MONTINI	1:02.524	49	PEACE	44.860	15	49	PEACE	1:47.393	1:47.747	0.354
16	49	PEACE	1:02.533	224	PRICE	45.015	16	116	ALLAN	1:47.909	1:47.909	0.000
17	224	PRICE	1:03.233	116	ALLAN	45.437	17	224	PRICE	1:48.248	1:48.248	0.000
18	81	HARTLE	1:03.450	825	OWENS	45.467	18	81	HARTLE	1:48.979	1:49.093	0.114
19	825	OWENS	1:04.469	81	HARTLE	45.529	19	825	OWENS	1:49.936	1:49.936	0.000
20	19	FARNWORTH	1:14.682	19	FARNWORTH	50.258	20	19	FARNWORTH	2:04.940	2:09.338	4.398
21							21	187	DERMOTT		1:43.500	
22												

BMCRC - MRO Championships 2023 - Rnd 5 @ Cadwell Park

L&W Contractors BMCRC Rookie 600 & Rookie 1000

RACE 19 - STATISTICS

Competitors Started 22
Planned Start 2023-07-01 @ 17:40:00.000
Actual Start 2023-07-01 @ 17:30:29.468
Finish Time 2023-07-01 @ 17:36:59.485
Track Length 2.1800mi.
Total Laps 66
Total Distance Covered 143.8812mi.

Session Fastest Lap History

NO	CL	NAME	LAP TIME	TIME OF DAY	LAP	VEHICLE
12	1000	Duncan BEDWELL	1:35.614	17:33:47.758	2	Kawasaki ZX10R
12	1000	Duncan BEDWELL	1:35.594	17:36:59.520	4	Kawasaki ZX10R

Session Leader History

NO	CL	NAME	FROM LAP	LAPS LED	DISTANCE	VEHICLE
12	1000	Duncan BEDWELL	1	4	8.72 miles	Kawasaki ZX10R

Flag History

TYPE	TIME OF DAY
GREEN	17:30:29.468
FINISH	17:36:59.485

Flag Statistics

TYPE	COUNT	TOTAL LAPS	TOTAL TIME
Green	1	4	11:40.724
Red	0	0	0.000
Safety Car	0	0	0.000
FCY	0	0	0.000

BMCRC - MRO Championships 2023 - Rnd 5 @ Cadwell Park

L&W Contractors BMCRC Rookie 600 & Rookie 1000

RACE 19 - STATISTICS

CLASS : 1000

9 Starters

Fastest Lap History

NO	NAME	LAP TIME	TIME OF DAY	LAP	VEHICLE
12	Duncan BEDWELL	1:35.614	17:33:47.758	2	Kawasaki ZX10R
12	Duncan BEDWELL	1:35.594	17:36:59.520	4	Kawasaki ZX10R

Leader History

NO	NAME	FROM LAP	LAPS LED	DISTANCE	VEHICLE
12	Duncan BEDWELL	1	4	8.72 miles	Kawasaki ZX10R

BMCRC - MRO Championships 2023 - Rnd 5 @ Cadwell Park

L&W Contractors BMCRC Rookie 600 & Rookie 1000

RACE 19 - STATISTICS

CLASS : 600

13 Starters

Fastest Lap History

NO	NAME	LAP TIME	TIME OF DAY	LAP	VEHICLE
61	Jason GAMBLE	1:42.116	17:34:31.769	2	Kawasaki ZX6R
4	Kallum BEDWELL	1:41.856	17:34:32.154	2	Yamaha R6
61	Jason GAMBLE	1:41.546	17:36:13.315	3	Kawasaki ZX6R

Leader History

NO	NAME	FROM LAP	LAPS LED	DISTANCE	VEHICLE
61	Jason GAMBLE	1	3	6.54 miles	Kawasaki ZX6R

BMCRC - MRO Championships 2023 - Rnd 5 @ Cadwell Park

L&W Contractors BMCRC Rookie 600 & Rookie 1000

RACE 9 - GRID (8 Laps)



CONTRACTORS LTD

ROW 9	25	19	Dean FARNWORTH	2:09.338	26	139	Michael HUDSON	27					
ROW 8		22	224	Dan PRICE	1:48.248	23	81	Dan HARTLE	1:49.093	24	825	Cody OWENS	1:49.936
ROW 7	19	24	Callum MANLEY		20	49	Tony PEACE	1:47.747	21	116	Jack ALLAN	1:47.909	
ROW 6		16	231	James COLLINS	1:44.826	17	90	Tom ELLIOTT	1:45.116	18	65	Frank MONTINI	1:46.825
ROW 5	13	61	Jason GAMBLE	1:41.546	14	4	Kallum BEDWELL	1:41.576	15	112	Kieran SEMBIANTE	1:44.428	
ROW 4		10				11				12			
ROW 3	7	191	Maurice DAVEY	1:43.598	8	36	Alan MORGAN	1:44.785	9	56	Paul HARRIS	1:45.342	
ROW 2		4	149	David WILKINS	1:40.577	5	187	Scott DERMOTT	1:43.500	6	123	James VINCER	1:43.578
ROW 1	1	12	Duncan BEDWELL	1:35.594	2	100	Sam CRANSTONE	1:38.831	3	87	Karl THOMPSON	1:40.270	
Pole													

Cadwell Park: 2.1800 miles

These results are provisional until the conclusion of any judicial and technical matters.

Clerk Of Course :	Stewards :	Timekeeper : <i>Craig Smith</i>
-------------------	------------	------------------------------------

Results can be found at www.tsl-timing.com

Printed - 17:49 Saturday, 01 July 2023



BMCRC - MRO Championships 2023 - Rnd 5 @ Cadwell Park

L&W Contractors BMCRC Rookie 600 & Rookie 1000

RACE 9 - CLASSIFICATION



CONTRACTORS LTD

POS	NO	CL	PIC NAME	ENTRY	LAPS	TIME	GAP	DIFF	MPH	BEST	ON
1	100	1000	1 Sam CRANSTONE	Bmw S1000RR - Fortis racing	12	20:09.138			77.88	1:38.925	3
2	87	1000	2 Karl THOMPSON	Yamaha R1 - #Teamrace	12	20:24.375	15.237	15.237	76.91	1:39.818	2
3	123	1000	3 James VINCER	Kawasaki ZX 10 - A W RACING LTD	12	20:35.308	26.170	10.933	76.23	1:40.518	12
4	191	1000	4 Maurice DAVEY	Suzuki GSXR 1000 - M D racing	12	20:36.422	27.284	1.114	76.16	1:40.466	12
5	56	1000	5 Paul HARRIS	Kawasaki ZX10R - Nhr Neil Harris Racing	12	20:42.552	33.414	6.130	75.79	1:40.128	12
6	24	600	1 Callum MANLEY	Honda CBR600 RR - Bec's Sweets	12	20:51.344	42.206	8.792	75.26	1:40.179	10
7	4	600	2 Kallum BEDWELL	Yamaha R6 - CTHL-Connected to homes ltd	12	20:53.673	44.535	2.329	75.12	1:39.768	9
8	187	1000	6 Scott DERMOTT	Yamaha R1 - TwoClicksOut Racing	12	20:56.406	47.268	2.733	74.95	1:41.682	2
9	112	600	3 Kieran SEMBIANTE	Kawasaki ZX636R -	12	21:13.179	1:04.041	16.773	73.96	1:42.435	6
10	36	1000	7 Alan MORGAN	Suzuki GSXR 1000 - Little Duck Racing	12	21:38.384	1:29.246	25.205	72.53	1:43.488	3
11	49	600	4 Tony PEACE	Kawasaki ZX6R - Green Boilers and Heating	12	21:40.951	1:31.813	2.567	72.39	1:43.489	11
12	90	600	5 Tom ELLIOTT	Yamaha R6 - A. Harland Race Services	12	21:41.683	1:32.545	0.732	72.34	1:42.841	12
13	116	600	6 Jack ALLAN	Kawasaki ZX6R - Blackwidow exhusts	11	20:23.811	1 Lap	1 Lap	70.54	1:44.707	11
14	224	600	7 Dan PRICE	Triumph DAYTONA 675 - Norfolk Triumph Racing Te	11	20:52.163	1 Lap	28.352	68.94	1:48.474	2
15	65	600	8 Frank MONTINI	Triumph DAYTONA 675R - Sara Johnson	11	20:57.019	1 Lap	4.856	68.67	1:45.449	11
16	825	600	9 Cody OWENS	Suzuki GSXR 600 - Crippling debt	11	21:13.416	1 Lap	16.397	67.79	1:48.811	2

NOT CLASSIFIED

DNF	149	1000	David WILKINS	Yamaha R1 - TwoClicksOut Racing	10	17:14.836	2 Laps	1 Lap	75.83	1:40.160	2
DNF	81	600	Dan HARTLE	Triumph DAYTONA 675R - #Teamrace	2	4:16.246	10 Laps	8 Laps	61.25	1:48.862	2
DNF	231	600	James COLLINS	Triumph 675 DAYTONA - Jc racing	0						

FASTEST LAP

100	1000	Sam CRANSTONE	Bmw S1000RR - Fortis racing	3	1:38.925	79.33 mph	127.67 kph
4	600	Kallum BEDWELL	Yamaha R6 - CTHL-Connected to homes ltd	9	1:39.768	78.66 mph	126.59 kph

Class 1000 - 92.5% of Race Speed = 72.03 mph

Class 600 - 92.5% of Race Speed = 69.61 mph

Weather / Track : Cloudy / Dry

These results are provisional until the conclusion of any judicial and technical matters.

Race Distance: 12 Laps / 26.16 miles

Cadwell Park: 2.1800 miles

Date: 02/07/2023 Start: 14:13 Finish: 14:33

Clerk Of Course :

Stewards :

Timekeeper :

Craig Smith

Results can be found at www.tsl-timing.com

Printed - 14:35 Sunday, 02 July 2023



BMCRC - MRO Championships 2023 - Rnd 5 @ Cadwell Park

L&W Contractors BMCRC Rookie 600 & Rookie 1000

RACE 9 - LAP CHART

LAP 1 @ 14:15:03.370		
NO	BEHIND	LAP TIME

149		1:44.762
100	0.273	1:45.035
87	1.133	1:45.895
187	2.079	1:46.841
36	4.139	1:48.901
123	4.428	1:49.190
191	5.423	1:50.185
56	5.778	1:50.540
4	32.443	2:17.205
24	33.818	2:18.580
112	35.046	2:19.808
65	38.646	2:23.408
825	39.800	2:24.562
90	41.539	2:26.301
116	42.277	2:27.039
81	42.622	2:27.384
49	42.810	2:27.572
224	43.384	2:28.146

LAP 2 @ 14:16:43.530		
NO	BEHIND	LAP TIME

149		1:40.160
100	0.026	1:39.913
87	0.791	1:39.818
187	3.601	1:41.682
123	6.840	1:42.572
36	8.720	1:44.741
191	9.052	1:43.789
56	9.445	1:43.827
4	33.896	1:41.613
24	35.539	1:41.881
112	38.134	1:43.248
65	46.474	1:47.988
825	48.451	1:48.811
90	48.520	1:47.141
49	50.184	1:47.534
116	51.052	1:48.935
81	51.324	1:48.862
224	51.698	1:48.474

LAP 3 @ 14:18:22.481		
NO	BEHIND	LAP TIME

100		1:38.925
149	1.721	1:40.672
87	2.248	1:40.408
187	6.890	1:42.240
123	10.380	1:42.491
36	13.257	1:43.488
191	13.660	1:43.559
56	14.276	1:43.782
4	36.354	1:41.409
24	37.398	1:40.810
112	42.171	1:42.988
65	55.569	1:48.046
90	55.832	1:46.263
49	57.970	1:46.737
825	59.860	1:50.360
116	1:00.809	1:48.708
224	1:01.409	1:48.662

LAP 4 @ 14:20:02.452		
NO	BEHIND	LAP TIME

100		1:39.971
149	3.250	1:41.500
87	3.869	1:41.592
187	10.005	1:43.086
123	13.168	1:42.759
191	15.322	1:41.633
36	17.509	1:44.223
56	17.962	1:43.657
4	37.356	1:40.973
24	37.748	1:40.321
112	44.914	1:42.714
90	1:01.686	1:45.825
65	1:02.451	1:46.853
49	1:03.460	1:45.461
116	1:08.398	1:47.560
224	1:10.670	1:49.232
825	1:11.846	1:51.957

LAP 5 @ 14:21:42.903		
NO	BEHIND	LAP TIME

100		1:40.451
149	4.719	1:41.920
87	4.990	1:41.572
187	13.211	1:43.657
123	15.380	1:42.663
191	17.076	1:42.205
36	22.371	1:45.313
56	22.625	1:45.114
4	38.274	1:41.369
24	38.688	1:41.391
112	47.142	1:42.679
90	1:06.380	1:45.145
49	1:08.219	1:45.210
116	1:17.879	1:49.932
224	1:19.291	1:49.072
825	1:24.029	1:52.634

LAP 6 @ 14:23:23.750		
NO	BEHIND	LAP TIME

100		1:40.847
87	5.666	1:41.523
149	6.487	1:42.615
65	1 Lap	2:27.388
187	16.016	1:43.652
123	17.130	1:42.597
191	18.699	1:42.470
36	25.165	1:43.641
56	25.383	1:43.605
4	38.719	1:41.292
24	38.900	1:41.059
112	48.730	1:42.435
90	1:10.694	1:45.161
49	1:11.811	1:44.439
116	1:24.985	1:47.953
224	1:28.325	1:49.881
825	1:35.681	1:52.499

LAP 7 @ 14:25:04.450		
NO	BEHIND	LAP TIME

100		1:40.700
87	6.481	1:41.515

149	9.111	1:43.324
65	1 Lap	1:49.456
187	18.209	1:42.893
123	18.299	1:41.869
191	20.651	1:42.652
56	28.609	1:43.926
36	38.890	1:54.425
4	39.165	1:41.146
24	39.324	1:41.124
112	50.614	1:42.584
90	1:14.840	1:44.846
49	1:16.125	1:45.014
116	1:32.431	1:48.146
224	1:37.495	1:49.870

LAP 8 @ 14:26:43.917		
NO	BEHIND	LAP TIME

100		1:39.467
825	1 Lap	1:53.497
87	9.157	1:42.143
149	14.560	1:44.916
187	22.115	1:43.373
123	22.139	1:43.307
191	22.965	1:41.781
65	1 Lap	1:47.300
56	30.536	1:41.394
24	41.004	1:41.147
4	41.398	1:41.700
36	46.482	1:47.059
112	54.089	1:42.942
90	1:20.315	1:44.942
49	1:21.158	1:44.500
116	1:39.513	1:46.549

LAP 9 @ 14:28:24.865		
NO	BEHIND	LAP TIME

100		1:40.948
224	1 Lap	1:51.418
87	9.963	1:41.754
149	19.737	1:46.125
123	22.078	1:40.887
825	1 Lap	1:54.112
191	25.097	1:43.080
187	25.180	1:44.013
56	31.309	1:41.721
65	1 Lap	1:47.438
4	40.218	1:39.768
24	40.994	1:40.938
36	55.728	1:50.194
112	56.589	1:43.448
90	1:23.805	1:44.438
49	1:24.053	1:43.843

LAP 10 @ 14:30:05.672		
NO	BEHIND	LAP TIME

100		1:40.807
116	1 Lap	1:46.426
87	12.265	1:43.109
224	1 Lap	1:52.558
123	25.023	1:43.752
191	27.418	1:43.128
149	27.772	1:48.842
56	34.671	1:44.169
825	1 Lap	1:53.394

187	35.016	1:50.643
65	1 Lap	1:46.316
4	40.164	1:40.753
24	40.366	1:40.179
112	58.316	1:42.534
36	1:04.240	1:49.319
49	1:26.865	1:43.619
90	1:27.697	1:44.699

LAP 11 @ 14:31:46.468		
NO	BEHIND	LAP TIME

100		1:40.796
116	1 Lap	1:47.856
87	14.692	1:43.223
123	26.930	1:42.703
191	28.096	1:41.474
224	1 Lap	1:52.458
56	34.564	1:40.689
24	42.417	1:42.847
187	42.896	1:48.676
4	43.072	1:43.704
65	1 Lap	1:47.377
825	1 Lap	1:54.582
112	1:01.458	1:43.938
36	1:14.647	1:51.203
49	1:29.558	1:43.489
90	1:30.982	1:44.081

LAP 12 @ 14:33:27.746		
NO	BEHIND	LAP TIME

100		1:41.278
116	1 Lap	1:44.707
87	15.237	1:41.823
123	26.170	1:40.518
191	27.284	1:40.466
56	33.414	1:40.128
24	42.206	1:41.067
224	1 Lap	1:52.392
4	44.535	1:42.741
187	47.268	1:45.650
65	1 Lap	1:45.449
112	1:04.041	1:43.861
825	1 Lap	1:57.008
36	1:29.246	1:55.877
49	1:31.813	1:43.533
90	1:32.545	1:42.841

BMCRC - MRO Championships 2023 - Rnd 5 @ Cadwell Park

L&W Contractors BMCRC Rookie 600 & Rookie 1000

RACE 9 - POSITION CHART

No	Name	Lap Pos	Lap												
			1	2	3	4	5	6	7	8	9	10	11	12	
100	CRANSTONE	1	149	149	100	100	100	100	100	100	100	100	100	100	100
87	THOMPSON	2	100	100	149	149	149	87	87	87	87	87	87	87	87
149	WILKINS	3	87	87	87	87	87	149	149	149	149	123	123	123	
187	DERMOTT	4	187	187	187	187	187	187	187	187	187	123	191	191	191
123	VINCER	5	36	123	123	123	123	123	123	123	191	149	56	56	
191	DAVEY	6	123	36	36	191	191	191	191	191	187	56	24	24	
36	MORGAN	7	191	191	191	36	36	36	56	56	56	187	187	4	
56	HARRIS	8	56	56	56	56	56	56	36	24	4	4	4	187	
4	BEDWELL	9	4	4	4	4	4	4	4	4	24	24	112	112	
112	SEMBIANTE	10	24	24	24	24	24	24	24	36	36	112	36	36	
231	COLLINS	11	112	112	112	112	112	112	112	112	112	36	49	49	
90	ELLIOTT	12	65	65	65	90	90	90	90	90	90	49	90	90	
65	MONTINI	13	825	825	90	65	49	49	49	49	49	90	116		
24	MANLEY	14	90	90	49	49	116	116	116	116	116	116	224		
49	PEACE	15	116	49	825	116	224	224	224	224	224	224	65		
116	ALLAN	16	81	116	116	224	825	825	825	825	825	65	825		
224	PRICE	17	49	81	224	825	65	65	65	65	65	825			
81	HARTLE	18	224	224											
825	OWENS	19													

BMCRC - MRO Championships 2023 - Rnd 5 @ Cadwell Park

L&W Contractors BMCRC Rookie 600 & Rookie 1000

RACE 9 - SECTOR ANALYSIS



SECTOR 1 = FL to I1, SECTOR 2 = I1 to FL, DIFF = Difference To Personal Best Lap, P = Crossed Finish Line in Pit Lane, D = Time Disallowed

P1		100	1000	Sam CRANSTONE	Bmw S1000RR - Fortis racing		
IDEAL LAP TIME :		1:38.905		BEST LAP TIME :	1:38.925		DIFFERENCE : 0.020
LAP	SECTOR 1	SECTOR 2	LAP TIME	MPH	DIFF	TIME OF DAY	
1 -		41.929	1:45.035	74.71	6.110	14:15:03.643	
2 -	58.056	41.857	1:39.913 (3)	78.54	0.988	14:16:43.556	
3 -	57.303	41.622	1:38.925 (1)	79.33		14:18:22.481	
4 -	57.866	42.105	1:39.971	78.50	1.046	14:20:02.452	
5 -	58.684	41.767	1:40.451	78.12	1.526	14:21:42.903	
6 -	58.336	42.511	1:40.847	77.82	1.922	14:23:23.750	
7 -	58.905	41.795	1:40.700	77.93	1.775	14:25:04.450	
8 -	57.865	41.602	1:39.467 (2)	78.90	0.542	14:26:43.917	
9 -	58.771	42.177	1:40.948	77.74	2.023	14:28:24.865	
10 -	58.521	42.286	1:40.807	77.85	1.882	14:30:05.672	
11 -	58.479	42.317	1:40.796	77.86	1.871	14:31:46.468	
12 -	58.742	42.536	1:41.278	77.49	2.353	14:33:27.746	

P2		87	1000	Karl THOMPSON	Yamaha R1 - #Teamrace		
IDEAL LAP TIME :		1:39.662		BEST LAP TIME :	1:39.818		DIFFERENCE : 0.156
LAP	SECTOR 1	SECTOR 2	LAP TIME	MPH	DIFF	TIME OF DAY	
1 -		42.475	1:45.895	74.11	6.077	14:15:04.503	
2 -	58.036	41.782	1:39.818 (1)	78.62		14:16:44.321	
3 -	57.880	42.528	1:40.408 (2)	78.16	0.590	14:18:24.729	
4 -	58.988	42.604	1:41.592	77.25	1.774	14:20:06.321	
5 -	58.900	42.672	1:41.572	77.26	1.754	14:21:47.893	
6 -	58.886	42.637	1:41.523	77.30	1.705	14:23:29.416	
7 -	58.799	42.716	1:41.515 (3)	77.30	1.697	14:25:10.931	
8 -	59.342	42.801	1:42.143	76.83	2.325	14:26:53.074	
9 -	59.473	42.281	1:41.754	77.12	1.936	14:28:34.828	
10 -	59.855	43.254	1:43.109	76.11	3.291	14:30:17.937	
11 -	1:00.508	42.715	1:43.223	76.03	3.405	14:32:01.160	
12 -	58.956	42.867	1:41.823	77.07	2.005	14:33:42.983	

P3		123	1000	James VINCER	Kawasaki ZX 10 - A W RACING LTD		
IDEAL LAP TIME :		1:40.518		BEST LAP TIME :	1:40.518		DIFFERENCE : 0.000
LAP	SECTOR 1	SECTOR 2	LAP TIME	MPH	DIFF	TIME OF DAY	
1 -		43.365	1:49.190	71.87	8.672	14:15:07.798	
2 -	59.820	42.752	1:42.572	76.51	2.054	14:16:50.370	
3 -	59.675	42.816	1:42.491	76.57	1.973	14:18:32.861	
4 -	59.983	42.776	1:42.759	76.37	2.241	14:20:15.620	
5 -	59.777	42.886	1:42.663	76.44	2.145	14:21:58.283	
6 -	59.626	42.971	1:42.597	76.49	2.079	14:23:40.880	
7 -	59.093	42.776	1:41.869 (3)	77.04	1.351	14:25:22.749	
8 -	1:00.101	43.206	1:43.307	75.96	2.789	14:27:06.056	
9 -	58.855	42.032	1:40.887 (2)	77.79	0.369	14:28:46.943	
10 -	1:00.474	43.278	1:43.752	75.64	3.234	14:30:30.695	
11 -	1:00.276	42.427	1:42.703	76.41	2.185	14:32:13.398	
12 -	58.759	41.759	1:40.518 (1)	78.07		14:33:53.916	

BMCRC - MRO Championships 2023 - Rnd 5 @ Cadwell Park

L&W Contractors BMCRC Rookie 600 & Rookie 1000

RACE 9 - SECTOR ANALYSIS



SECTOR 1 = FL to I1, SECTOR 2 = I1 to FL, DIFF = Difference To Personal Best Lap, P = Crossed Finish Line in Pit Lane, D = Time Disallowed

P4		191 1000 Maurice DAVEY		Suzuki GSXR 1000 - M D racing			
IDEAL LAP TIME : 1:40.432		BEST LAP TIME : 1:40.466		DIFFERENCE : 0.034			
LAP	SECTOR 1	SECTOR 2	LAP TIME	MPH	DIFF	TIME OF DAY	
1 -		43.302	1:50.185	71.22	9.719	14:15:08.793	
2 -	1:00.027	43.762	1:43.789	75.61	3.323	14:16:52.582	
3 -	59.948	43.611	1:43.559	75.78	3.093	14:18:36.141	
4 -	58.588	43.045	1:41.633 (3)	77.21	1.167	14:20:17.774	
5 -	58.644	43.561	1:42.205	76.78	1.739	14:21:59.979	
6 -	58.595	43.875	1:42.470	76.58	2.004	14:23:42.449	
7 -	59.235	43.417	1:42.652	76.45	2.186	14:25:25.101	
8 -	59.422	42.359	1:41.781	77.10	1.315	14:27:06.882	
9 -	59.778	43.302	1:43.080	76.13	2.614	14:28:49.962	
10 -	58.841	44.287	1:43.128	76.10	2.662	14:30:33.090	
11 -	58.405	43.069	1:41.474 (2)	77.34	1.008	14:32:14.564	
12 -	58.073	42.393	1:40.466 (1)	78.11		14:33:55.030	

P5		56 1000 Paul HARRIS		Kawasaki ZX10R - Nhr Neil Harris Racing			
IDEAL LAP TIME : 1:39.997		BEST LAP TIME : 1:40.128		DIFFERENCE : 0.131			
LAP	SECTOR 1	SECTOR 2	LAP TIME	MPH	DIFF	TIME OF DAY	
1 -		43.166	1:50.540	70.99	10.412	14:15:09.148	
2 -	1:00.215	43.612	1:43.827	75.58	3.699	14:16:52.975	
3 -	1:00.160	43.622	1:43.782	75.62	3.654	14:18:36.757	
4 -	59.821	43.836	1:43.657	75.71	3.529	14:20:20.414	
5 -	1:00.548	44.566	1:45.114	74.66	4.986	14:22:05.528	
6 -	1:00.050	43.555	1:43.605	75.74	3.477	14:23:49.133	
7 -	1:00.587	43.339	1:43.926	75.51	3.798	14:25:33.059	
8 -	59.010	42.384	1:41.394 (3)	77.40	1.266	14:27:14.453	
9 -	59.025	42.696	1:41.721	77.15	1.593	14:28:56.174	
10 -	59.048	45.121	1:44.169	75.33	4.041	14:30:40.343	
11 -	58.720	41.969	1:40.689 (2)	77.94	0.561	14:32:21.032	
12 -	58.851	41.277	1:40.128 (1)	78.38		14:34:01.160	

P6		24 600 Callum MANLEY		Honda CBR600 RR - Bec's Sweets			
IDEAL LAP TIME : 1:39.434		BEST LAP TIME : 1:40.179		DIFFERENCE : 0.745			
LAP	SECTOR 1	SECTOR 2	LAP TIME	MPH	DIFF	TIME OF DAY	
1 -		42.977	2:18.580	56.63	38.401	14:15:37.188	
2 -	59.125	42.756	1:41.881	77.03	1.702	14:17:19.069	
3 -	58.709	42.101	1:40.810 (3)	77.85	0.631	14:18:59.879	
4 -	58.415	41.906	1:40.321 (2)	78.22	0.142	14:20:40.200	
5 -	59.268	42.123	1:41.391	77.40	1.212	14:22:21.591	
6 -	58.812	42.247	1:41.059	77.65	0.880	14:24:02.650	
7 -	59.224	41.900	1:41.124	77.60	0.945	14:25:43.774	
8 -	59.176	41.971	1:41.147	77.59	0.968	14:27:24.921	
9 -	58.677	42.261	1:40.938	77.75	0.759	14:29:05.859	
10 -	57.954	42.225	1:40.179 (1)	78.34		14:30:46.038	
11 -	59.086	43.761	1:42.847	76.30	2.668	14:32:28.885	
12 -	57.534	43.533	1:41.067	77.65	0.888	14:34:09.952	

BMCRC - MRO Championships 2023 - Rnd 5 @ Cadwell Park

L&W Contractors BMCRC Rookie 600 & Rookie 1000

RACE 9 - SECTOR ANALYSIS



SECTOR 1 = FL to I1, SECTOR 2 = I1 to FL, DIFF = Difference To Personal Best Lap, P = Crossed Finish Line in Pit Lane, D = Time Disallowed

P7		4 600		Kallum BEDWELL		Yamaha R6 - CTHL-Connected to homes ltd	
IDEAL LAP TIME : 1:39.768		BEST LAP TIME : 1:39.768		DIFFERENCE : 0.000			
LAP	SECTOR 1	SECTOR 2	LAP TIME	MPH	DIFF	TIME OF DAY	
1 -		42.279	2:17.205	57.19	37.437	14:15:35.813	
2 -	59.239	42.374	1:41.613	77.23	1.845	14:17:17.426	
3 -	59.305	42.104	1:41.409	77.39	1.641	14:18:58.835	
4 -	58.951	42.022	1:40.973 (3)	77.72	1.205	14:20:39.808	
5 -	59.269	42.100	1:41.369	77.42	1.601	14:22:21.177	
6 -	59.048	42.244	1:41.292	77.47	1.524	14:24:02.469	
7 -	58.948	42.198	1:41.146	77.59	1.378	14:25:43.615	
8 -	59.618	42.082	1:41.700	77.16	1.932	14:27:25.315	
9 -	57.951	41.817	1:39.768 (1)	78.66		14:29:05.083	
10 -	58.503	42.250	1:40.753 (2)	77.89	0.985	14:30:45.836	
11 -	59.765	43.939	1:43.704	75.67	3.936	14:32:29.540	
12 -	59.047	43.694	1:42.741	76.38	2.973	14:34:12.281	

P8		187 1000		Scott DERMOTT		Yamaha R1 - TwoClicksOut Racing	
IDEAL LAP TIME : 1:41.574		BEST LAP TIME : 1:41.682		DIFFERENCE : 0.108			
LAP	SECTOR 1	SECTOR 2	LAP TIME	MPH	DIFF	TIME OF DAY	
1 -		42.811	1:46.841	73.45	5.159	14:15:05.449	
2 -	58.763	42.919	1:41.682 (1)	77.18		14:16:47.131	
3 -	58.900	43.340	1:42.240 (2)	76.76	0.558	14:18:29.371	
4 -	59.476	43.610	1:43.086	76.13	1.404	14:20:12.457	
5 -	59.774	43.883	1:43.657	75.71	1.975	14:21:56.114	
6 -	59.780	43.872	1:43.652	75.71	1.970	14:23:39.766	
7 -	59.420	43.473	1:42.893 (3)	76.27	1.211	14:25:22.659	
8 -	59.926	43.447	1:43.373	75.91	1.691	14:27:06.032	
9 -	1:00.357	43.656	1:44.013	75.45	2.331	14:28:50.045	
10 -	1:04.790	45.853	1:50.643	70.93	8.961	14:30:40.688	
11 -	1:03.256	45.420	1:48.676	72.21	6.994	14:32:29.364	
12 -	1:00.883	44.767	1:45.650	74.28	3.968	14:34:15.014	

P9		112 600		Kieran SEMBIANTE		Kawasaki ZX636R -	
IDEAL LAP TIME : 1:42.387		BEST LAP TIME : 1:42.435		DIFFERENCE : 0.048			
LAP	SECTOR 1	SECTOR 2	LAP TIME	MPH	DIFF	TIME OF DAY	
1 -		43.516	2:19.808	56.13	37.373	14:15:38.416	
2 -	1:00.021	43.227	1:43.248	76.01	0.813	14:17:21.664	
3 -	1:00.173	42.815	1:42.988	76.20	0.553	14:19:04.652	
4 -	59.679	43.035	1:42.714	76.40	0.279	14:20:47.366	
5 -	59.714	42.965	1:42.679	76.43	0.244	14:22:30.045	
6 -	59.727	42.708	1:42.435 (1)	76.61		14:24:12.480	
7 -	59.693	42.891	1:42.584 (3)	76.50	0.149	14:25:55.064	
8 -	59.934	43.008	1:42.942	76.23	0.507	14:27:38.006	
9 -	1:00.074	43.374	1:43.448	75.86	1.013	14:29:21.454	
10 -	59.768	42.766	1:42.534 (2)	76.54	0.099	14:31:03.988	
11 -	1:00.307	43.631	1:43.938	75.50	1.503	14:32:47.926	
12 -	1:00.339	43.522	1:43.861	75.56	1.426	14:34:31.787	

BMCRC - MRO Championships 2023 - Rnd 5 @ Cadwell Park

L&W Contractors BMCRC Rookie 600 & Rookie 1000

RACE 9 - SECTOR ANALYSIS



SECTOR 1 = FL to I1, SECTOR 2 = I1 to FL, DIFF = Difference To Personal Best Lap, P = Crossed Finish Line in Pit Lane, D = Time Disallowed

P10 36 1000 Alan MORGAN		Suzuki GSXR 1000 - Little Duck Racing				
IDEAL LAP TIME : 1:43.321		BEST LAP TIME : 1:43.488		DIFFERENCE : 0.167		
LAP	SECTOR 1	SECTOR 2	LAP TIME	MPH	DIFF	TIME OF DAY
1 -		43.450	1:48.901	72.06	5.413	14:15:07.509
2 -	1:01.094	43.647	1:44.741	74.92	1.253	14:16:52.250
3 -	1:00.183	43.305	1:43.488 (1)	75.83		14:18:35.738
4 -	1:00.428	43.795	1:44.223 (3)	75.30	0.735	14:20:19.961
5 -	1:00.887	44.426	1:45.313	74.52	1.825	14:22:05.274
6 -	1:00.016	43.625	1:43.641 (2)	75.72	0.153	14:23:48.915
7 -	1:09.120	45.305	1:54.425	68.58	10.937	14:25:43.340
8 -	1:02.227	44.832	1:47.059	73.30	3.571	14:27:30.399
9 -	1:03.266	46.928	1:50.194	71.22	6.706	14:29:20.593
10 -	1:04.102	45.217	1:49.319	71.79	5.831	14:31:09.912
11 -	1:04.953	46.250	1:51.203	70.57	7.715	14:33:01.115
12 -	1:06.357	49.520	1:55.877	67.72	12.389	14:34:56.992

P11 49 600 Tony PEACE		Kawasaki ZX6R - Green Boilers and Heating				
IDEAL LAP TIME : 1:43.063		BEST LAP TIME : 1:43.489		DIFFERENCE : 0.426		
LAP	SECTOR 1	SECTOR 2	LAP TIME	MPH	DIFF	TIME OF DAY
1 -		46.194	2:27.572	53.18	44.083	14:15:46.180
2 -	1:02.327	45.207	1:47.534	72.98	4.045	14:17:33.714
3 -	1:02.839	43.898	1:46.737	73.52	3.248	14:19:20.451
4 -	1:01.501	43.960	1:45.461	74.41	1.972	14:21:05.912
5 -	1:01.417	43.793	1:45.210	74.59	1.721	14:22:51.122
6 -	1:00.736	43.703	1:44.439	75.14	0.950	14:24:35.561
7 -	1:01.061	43.953	1:45.014	74.73	1.525	14:26:20.575
8 -	1:00.844	43.656	1:44.500	75.10	1.011	14:28:05.075
9 -	1:00.171	43.672	1:43.843	75.57	0.354	14:29:48.918
10 -	1:00.727	42.892	1:43.619 (3)	75.73	0.130	14:31:32.537
11 -	1:00.256	43.233	1:43.489 (1)	75.83		14:33:16.026
12 -	1:00.281	43.252	1:43.533 (2)	75.80	0.044	14:34:59.559

P12 90 600 Tom ELLIOTT		Yamaha R6 - A. Harland Race Services				
IDEAL LAP TIME : 1:42.841		BEST LAP TIME : 1:42.841		DIFFERENCE : 0.000		
LAP	SECTOR 1	SECTOR 2	LAP TIME	MPH	DIFF	TIME OF DAY
1 -		45.814	2:26.301	53.64	43.460	14:15:44.909
2 -	1:02.393	44.748	1:47.141	73.24	4.300	14:17:32.050
3 -	1:01.371	44.892	1:46.263	73.85	3.422	14:19:18.313
4 -	1:01.783	44.042	1:45.825	74.16	2.984	14:21:04.138
5 -	1:00.791	44.354	1:45.145	74.64	2.304	14:22:49.283
6 -	1:00.819	44.342	1:45.161	74.62	2.320	14:24:34.444
7 -	1:00.802	44.044	1:44.846	74.85	2.005	14:26:19.290
8 -	1:00.361	44.581	1:44.942	74.78	2.101	14:28:04.232
9 -	1:00.434	44.004	1:44.438 (3)	75.14	1.597	14:29:48.670
10 -	1:01.076	43.623	1:44.699	74.95	1.858	14:31:33.369
11 -	59.939	44.142	1:44.081 (2)	75.40	1.240	14:33:17.450
12 -	59.552	43.289	1:42.841 (1)	76.31		14:35:00.291

BMCRC - MRO Championships 2023 - Rnd 5 @ Cadwell Park

L&W Contractors BMCRC Rookie 600 & Rookie 1000

RACE 9 - SECTOR ANALYSIS



SECTOR 1 = FL to I1, SECTOR 2 = I1 to FL, DIFF = Difference To Personal Best Lap, P = Crossed Finish Line in Pit Lane, D = Time Disallowed

P13 116 600		Jack ALLAN		Kawasaki ZX6R - Blackwidow exhausts		
IDEAL LAP TIME : 1:44.707		BEST LAP TIME : 1:44.707		DIFFERENCE : 0.000		
LAP	SECTOR 1	SECTOR 2	LAP TIME	MPH	DIFF	TIME OF DAY
1 -		47.534	2:27.039	53.37	42.332	14:15:45.647
2 -	1:02.635	46.300	1:48.935	72.04	4.228	14:17:34.582
3 -	1:03.089	45.619	1:48.708	72.19	4.001	14:19:23.290
4 -	1:02.589	44.971	1:47.560	72.96	2.853	14:21:10.850
5 -	1:04.820	45.112	1:49.932	71.39	5.225	14:23:00.782
6 -	1:03.437	44.516	1:47.953	72.69	3.246	14:24:48.735
7 -	1:02.301	45.845	1:48.146	72.56	3.439	14:26:36.881
8 -	1:01.370	45.179	1:46.549 (3)	73.65	1.842	14:28:23.430
9 -	1:01.854	44.572	1:46.426 (2)	73.74	1.719	14:30:09.856
10 -	1:03.139	44.717	1:47.856	72.76	3.149	14:31:57.712
11 -	1:00.616	44.091	1:44.707 (1)	74.95		14:33:42.419

P14 224 600		Dan PRICE		Triumph DAYTONA 675 - Norfolk Triumph Racing Team		
IDEAL LAP TIME : 1:47.870		BEST LAP TIME : 1:48.474		DIFFERENCE : 0.604		
LAP	SECTOR 1	SECTOR 2	LAP TIME	MPH	DIFF	TIME OF DAY
1 -		46.943	2:28.146	52.97	39.672	14:15:46.754
2 -	1:02.660	45.814	1:48.474 (1)	72.34		14:17:35.228
3 -	1:03.385	45.277	1:48.662 (2)	72.22	0.188	14:19:23.890
4 -	1:04.022	45.210	1:49.232	71.84	0.758	14:21:13.122
5 -	1:03.527	45.545	1:49.072 (3)	71.95	0.598	14:23:02.194
6 -	1:04.344	45.537	1:49.881	71.42	1.407	14:24:52.075
7 -	1:04.130	45.740	1:49.870	71.43	1.396	14:26:41.945
8 -	1:05.004	46.414	1:51.418	70.43	2.944	14:28:33.363
9 -	1:05.990	46.568	1:52.558	69.72	4.084	14:30:25.921
10 -	1:05.225	47.233	1:52.458	69.78	3.984	14:32:18.379
11 -	1:05.752	46.640	1:52.392	69.82	3.918	14:34:10.771

P15 65 600		Frank MONTINI		Triumph DAYTONA 675R - Sara Johnson		
IDEAL LAP TIME : 1:45.432		BEST LAP TIME : 1:45.449		DIFFERENCE : 0.017		
LAP	SECTOR 1	SECTOR 2	LAP TIME	MPH	DIFF	TIME OF DAY
1 -		44.579	2:23.408	54.72	37.959	14:15:42.016
2 -	1:03.848	44.140	1:47.988	72.67	2.539	14:17:30.004
3 -	1:03.202	44.844	1:48.046	72.63	2.597	14:19:18.050
4 -	1:02.624	44.229	1:46.853 (3)	73.44	1.404	14:21:04.903
5 -	1:42.430	44.958	2:27.388	53.24	41.939	14:23:32.291
6 -	1:04.560	44.896	1:49.456	71.70	4.007	14:25:21.747
7 -	1:03.267	44.033	1:47.300	73.14	1.851	14:27:09.047
8 -	1:02.652	44.786	1:47.438	73.04	1.989	14:28:56.485
9 -	1:02.257	44.059	1:46.316 (2)	73.81	0.867	14:30:42.801
10 -	1:02.686	44.691	1:47.377	73.08	1.928	14:32:30.178
11 -	1:01.399	44.050	1:45.449 (1)	74.42		14:34:15.627

P16 825 600		Cody OWENS		Suzuki GSXR 600 - Crippling debt		
IDEAL LAP TIME : 1:48.467		BEST LAP TIME : 1:48.811		DIFFERENCE : 0.344		
LAP	SECTOR 1	SECTOR 2	LAP TIME	MPH	DIFF	TIME OF DAY
1 -		44.561	2:24.562	54.28	35.751	14:15:43.170
2 -	1:03.906	44.905	1:48.811 (1)	72.12		14:17:31.981
3 -	1:04.973	45.387	1:50.360 (2)	71.11	1.549	14:19:22.341
4 -	1:06.305	45.652	1:51.957 (3)	70.09	3.146	14:21:14.298
5 -	1:06.638	45.996	1:52.634	69.67	3.823	14:23:06.932
6 -	1:06.054	46.445	1:52.499	69.76	3.688	14:24:59.431
7 -	1:07.266	46.231	1:53.497	69.14	4.686	14:26:52.928
8 -	1:07.176	46.936	1:54.112	68.77	5.301	14:28:47.040
9 -	1:07.412	45.982	1:53.394	69.21	4.583	14:30:40.434
10 -	1:07.418	47.164	1:54.582	68.49	5.771	14:32:35.016
11 -	1:09.895	47.113	1:57.008	67.07	8.197	14:34:32.024

BMCRC - MRO Championships 2023 - Rnd 5 @ Cadwell Park

L&W Contractors BMCRC Rookie 600 & Rookie 1000

RACE 9 - SECTOR ANALYSIS



SECTOR 1 = FL to I1, SECTOR 2 = I1 to FL, DIFF = Difference To Personal Best Lap, P = Crossed Finish Line in Pit Lane, D = Time Disallowed

P17 149 1000 David WILKINS		Yamaha R1 - TwoClicksOut Racing				
IDEAL LAP TIME : 1:40.160		BEST LAP TIME : 1:40.160		DIFFERENCE : 0.000		
LAP	SECTOR 1	SECTOR 2	LAP TIME	MPH	DIFF	TIME OF DAY
1 -		42.088	1:44.762	74.91	4.602	14:15:03.370
2 -	58.088	42.072	1:40.160 (1)	78.35		14:16:43.530
3 -	58.274	42.398	1:40.672 (2)	77.95	0.512	14:18:24.202
4 -	59.187	42.313	1:41.500 (3)	77.32	1.340	14:20:05.702
5 -	59.264	42.656	1:41.920	77.00	1.760	14:21:47.622
6 -	59.891	42.724	1:42.615	76.48	2.455	14:23:30.237
7 -	1:00.238	43.086	1:43.324	75.95	3.164	14:25:13.561
8 -	1:01.579	43.337	1:44.916	74.80	4.756	14:26:58.477
9 -	1:01.514	44.611	1:46.125	73.95	5.965	14:28:44.602
10 -	1:03.386	45.456	1:48.842	72.10	8.682	14:30:33.444

P18 81 600 Dan HARTLE		Triumph DAYTONA 675R - #Teamrace				
IDEAL LAP TIME : 1:48.862		BEST LAP TIME : 1:48.862		DIFFERENCE : 0.000		
LAP	SECTOR 1	SECTOR 2	LAP TIME	MPH	DIFF	TIME OF DAY
1 -		46.593	2:27.384	53.24	38.522	14:15:45.992
2 -	1:02.933	45.929	1:48.862 (1)	72.09		14:17:34.854

BMCRC - MRO Championships 2023 - Rnd 5 @ Cadwell Park

L&W Contractors BMCRC Rookie 600 & Rookie 1000

RACE 9 - BEST SECTORS

SECTOR 1			SECTOR 2			IDEAL / BEST COMPARISON						
POS	NO	NAME	TIME	NO	NAME	TIME	POS	NO	NAME	IDEAL	BEST	DIFF
									PERFECT LAP	1:38.580		
1	100	CRANSTONE	57.303	56	HARRIS	41.277	1	100	CRANSTONE	1:38.905	1:38.925	0.020
2	24	MANLEY	57.534	100	CRANSTONE	41.602	2	24	MANLEY	1:39.434	1:40.179	0.745
3	87	THOMPSON	57.880	123	VINCER	41.759	3	87	THOMPSON	1:39.662	1:39.818	0.156
4	4	BEDWELL	57.951	87	THOMPSON	41.782	4	4	BEDWELL	1:39.768	1:39.768	0.000
5	191	DAVEY	58.073	4	BEDWELL	41.817	5	56	HARRIS	1:39.997	1:40.128	0.131
6	149	WILKINS	58.088	24	MANLEY	41.900	6	149	WILKINS	1:40.160	1:40.160	0.000
7	56	HARRIS	58.720	149	WILKINS	42.072	7	191	DAVEY	1:40.432	1:40.466	0.034
8	123	VINCER	58.759	191	DAVEY	42.359	8	123	VINCER	1:40.518	1:40.518	0.000
9	187	DERMOTT	58.763	112	SEMBIANTE	42.708	9	187	DERMOTT	1:41.574	1:41.682	0.108
10	90	ELLIOTT	59.552	187	DERMOTT	42.811	10	112	SEMBIANTE	1:42.387	1:42.435	0.048
11	112	SEMBIANTE	59.679	49	PEACE	42.892	11	90	ELLIOTT	1:42.841	1:42.841	0.000
12	36	MORGAN	1:00.016	90	ELLIOTT	43.289	12	49	PEACE	1:43.063	1:43.489	0.426
13	49	PEACE	1:00.171	36	MORGAN	43.305	13	36	MORGAN	1:43.321	1:43.488	0.167
14	116	ALLAN	1:00.616	65	MONTINI	44.033	14	116	ALLAN	1:44.707	1:44.707	0.000
15	65	MONTINI	1:01.399	116	ALLAN	44.091	15	65	MONTINI	1:45.432	1:45.449	0.017
16	224	PRICE	1:02.660	825	OWENS	44.561	16	224	PRICE	1:47.870	1:48.474	0.604
17	81	HARTLE	1:02.933	224	PRICE	45.210	17	825	OWENS	1:48.467	1:48.811	0.344
18	825	OWENS	1:03.906	81	HARTLE	45.929	18	81	HARTLE	1:48.862	1:48.862	0.000
19												

BMCRC - MRO Championships 2023 - Rnd 5 @ Cadwell Park

L&W Contractors BMCRC Rookie 600 & Rookie 1000

RACE 9 - STATISTICS

Competitors Started	19
Planned Start	2023-07-02 @ 14:05:00.000
Actual Start	2023-07-02 @ 14:13:18.607
Finish Time	2023-07-02 @ 14:33:27.745
Track Length	2.1800mi.
Total Laps	200
Total Distance Covered	436.0037mi.

Session Fastest Lap History

NO	CL	NAME	LAP TIME	TIME OF DAY	LAP	VEHICLE
149	1000	David WILKINS	1:40.160	14:16:43.544	2	Yamaha R1
100	1000	Sam CRANSTONE	1:39.913	14:16:43.556	2	Bmw S1000RR
87	1000	Karl THOMPSON	1:39.818	14:16:44.330	2	Yamaha R1
100	1000	Sam CRANSTONE	1:38.925	14:18:22.504	3	Bmw S1000RR

Session Leader History

NO	CL	NAME	FROM LAP	LAPS LED	DISTANCE	VEHICLE
149	1000	David WILKINS	1	2	4.36 miles	Yamaha R1
100	1000	Sam CRANSTONE	3	10	21.80 miles	Bmw S1000RR

Flag History

TYPE	TIME OF DAY
GREEN	14:13:18.607
FINISH	14:33:27.745

Flag Statistics

TYPE	COUNT	TOTAL LAPS	TOTAL TIME
Green	1	12	21:45.356
Red	0	0	0.000
Safety Car	0	0	0.000
FCY	0	0	0.000

BMCRC - MRO Championships 2023 - Rnd 5 @ Cadwell Park

L&W Contractors BMCRC Rookie 600 & Rookie 1000

RACE 9 - STATISTICS

CLASS : 1000

8 Starters

Fastest Lap History

NO	NAME	LAP TIME	TIME OF DAY	LAP	VEHICLE
149	David WILKINS	1:40.160	14:16:43.544	2	Yamaha R1
100	Sam CRANSTONE	1:39.913	14:16:43.556	2	Bmw S1000RR
87	Karl THOMPSON	1:39.818	14:16:44.330	2	Yamaha R1
100	Sam CRANSTONE	1:38.925	14:18:22.504	3	Bmw S1000RR

Leader History

NO	NAME	FROM LAP	LAPS LED	DISTANCE	VEHICLE
149	David WILKINS	1	2	4.36 miles	Yamaha R1
100	Sam CRANSTONE	3	10	21.80 miles	Bmw S1000RR

BMCRC - MRO Championships 2023 - Rnd 5 @ Cadwell Park

L&W Contractors BMCRC Rookie 600 & Rookie 1000

RACE 9 - STATISTICS

CLASS : 600

11 Starters

Fastest Lap History

NO	NAME	LAP TIME	TIME OF DAY	LAP	VEHICLE
4	Kallum BEDWELL	1:41.613	14:17:17.454	2	Yamaha R6
4	Kallum BEDWELL	1:41.409	14:18:58.863	3	Yamaha R6
24	Callum MANLEY	1:40.810	14:18:59.884	3	Honda CBR600 RR
24	Callum MANLEY	1:40.321	14:20:40.205	4	Honda CBR600 RR
4	Kallum BEDWELL	1:39.768	14:29:05.111	9	Yamaha R6

Leader History

NO	NAME	FROM LAP	LAPS LED	DISTANCE	VEHICLE
4	Kallum BEDWELL	1	7	15.26 miles	Yamaha R6
24	Callum MANLEY	8	1	2.18 miles	Honda CBR600 RR
4	Kallum BEDWELL	9	2	4.36 miles	Yamaha R6
24	Callum MANLEY	11	2	4.36 miles	Honda CBR600 RR



BMCRC F1 & F2 SIDECARS



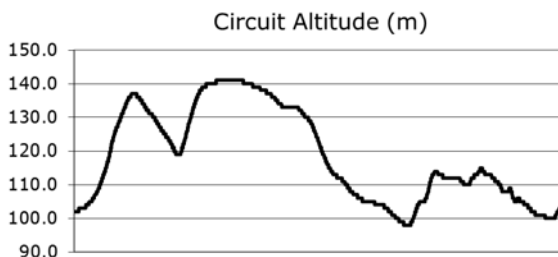
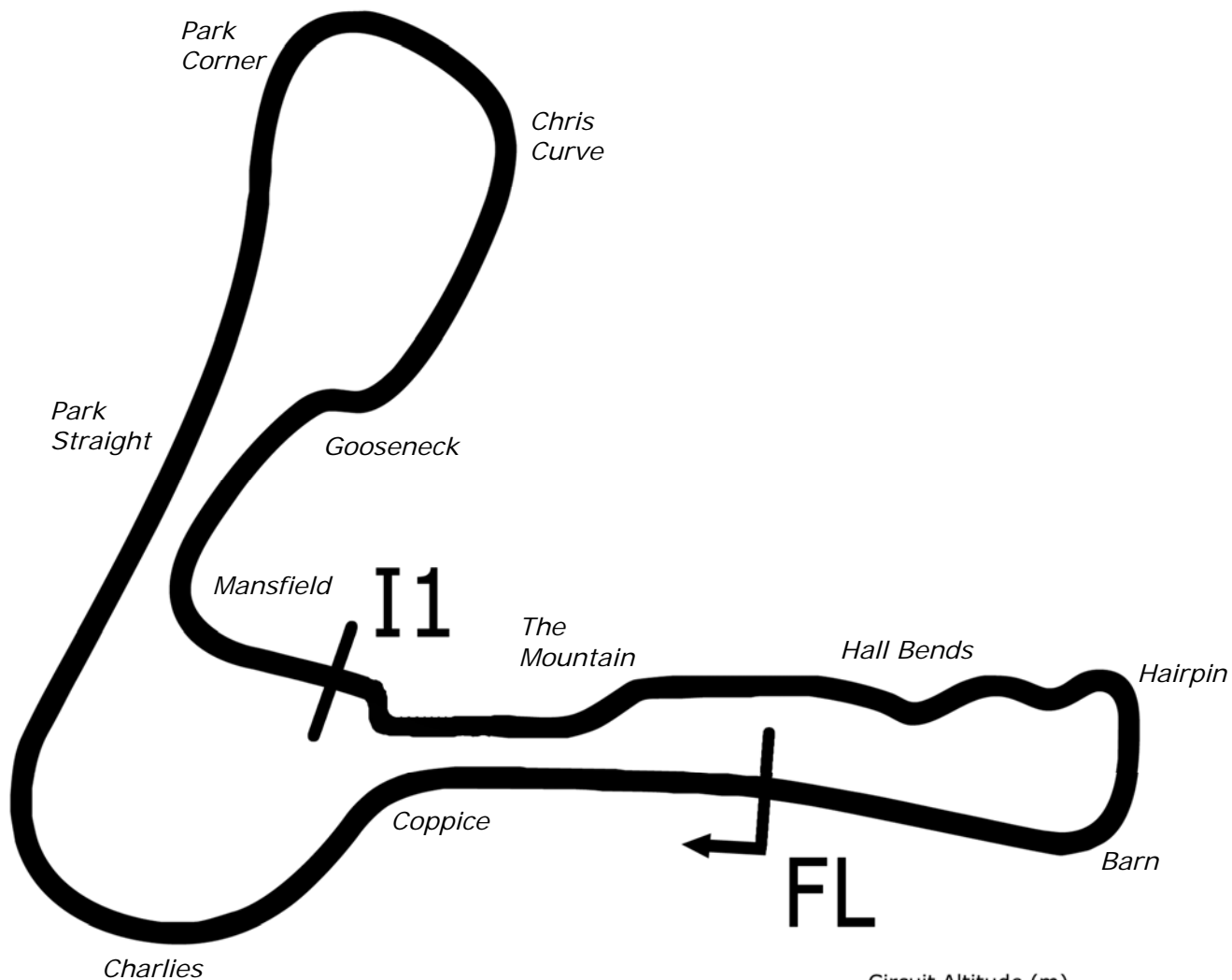
BMCRC-MRO Championships - Round 5
Cadwell Park
1st / 2nd July 2023



Timing & Results Provided by Timing Solutions Ltd

www.tsl-timing.com

Cadwell Park



Length	2.1800 miles	3508.4 m	
FL		53.31024 N	0.05940 W
I1	2330m	53.30708 N	0.06270 W
Pit Entry	3472m	53.31103 N	0.05889 W
Pit Exit	0m after FL	53.31030 N	0.05940 W
Pit Entry-Pit Exit 92m, 6.6s @50kph, 5.5s @60kph			

All results available at www.tsl-timing.com

BMCRC - MRO Championships 2023 - Rnd 5 @ Cadwell Park

BMCRC F1 & F2 Sidecars

QUALIFYING - CLASSIFICATION



POS	NO	CL	PIC NAME	ENTRY	TIME	ON	LAPS	GAP	DIFF	MPH
1	93	F1	1 HOLDEN / LAWRENCE	LCR KAWASAKI 600 - Holden racing	1:35.552	6	6			82.13
2	91	F1	2 WILLIAMS / PITT	LCR Yamaha -	1:37.761	5	5	2.209	2.209	80.27
3	11	F1	3 GILBERT / HILDIGE	Ryde 1000 - West Ewell fencing	1:40.239	4	4	4.687	2.478	78.29
4	33	F2	1 S. HEGARTY / NEAVE	Baker HONDA - Sean Hegarty ltd	1:41.437	5	5	5.885	1.198	77.36
5	7	F2	2 PEARSON / WHEELER	LCR SUZUKI - ABS Racing	1:45.321	5	6	9.769	3.884	74.51
6	62	F1	4 WRIGHT / BAILEY	Ryde Yamaha - Stainless Steel Designs Ltd.	1:45.904	2	4	10.352	0.583	74.10
7	158	F2	3 SAUNDERS / STELL	Ireson YAMAHA - The Royal Oak Worleston	1:47.535	5	5	11.983	1.631	72.98
8	58	F2	4 L. EASTELL / M. EASTELL	Shelbourne Yamaha - Lee Eastell Engineering services	1:48.701	2	4	13.149	1.166	72.19
9	83	F2	5 BUCHANAN / EVANS	Lumley Kawasaki - Bull Inn Racing	1:48.885	5	5	13.333	0.184	72.07
10	121	F1	5 LAWRENCE / HUGHES	LCR YAMAHA - highfield transport, JHM autos	1:49.873	4	5	14.321	0.988	71.42
11	13	F2	6 M. HEGARTY / WHITNALL	Shelbourne HONDA - Mark Hegarty Surfacing	1:50.051	5	5	14.499	0.178	71.31
12	10	F1	6 WEBB / HOPE	LCR SUZUKI - N W Services	1:52.001	4	4	16.449	1.950	70.07
13	25	F1	7 MACLAURIN / HOPE	Ars1 YAMAHA R6 - Amr	1:53.370	3	3	17.818	1.369	69.22
14	67	F1	8 JEFFREY / FIELD	Windle F1 - MJP/wesso Racing	1:57.926	4	5	22.374	4.556	66.55

Weather / Track : Cloudy / Dry

These results are provisional until the conclusion of any judicial and technical matters.

Cadwell Park: 2.1800 miles

Date: 01/07/2023 Start: 09:29 Finish: 09:38

Clerk Of Course :

Stewards :

Timekeeper :

Craig Smith

Results can be found at www.tsl-timing.com

Printed - 09:41 Saturday, 01 July 2023



BMCRC - MRO Championships 2023 - Rnd 5 @ Cadwell Park

BMCRC F1 & F2 Sidecars

QUALIFYING - SECTOR ANALYSIS



SECTOR 1 = FL to I1, SECTOR 2 = I1 to FL, DIFF = Difference To Personal Best Lap, P = Crossed Finish Line in Pit Lane, D = Time Disallowed

P1 93 F1 HOLDEN / LAWRENCE		LCR KAWASAKI 600 - Holden racing				
IDEAL LAP TIME : 1:35.552		BEST LAP TIME : 1:35.552		DIFFERENCE : 0.000		
LAP	SECTOR 1	SECTOR 2	LAP TIME	MPH	DIFF	TIME OF DAY
1 -	59.452	42.031	1:41.483	77.33	5.931	09:31:24.243
2 -	56.252	40.950	1:37.202 (3)	80.73	1.650	09:33:01.445
3 -	55.207	40.810	1:36.017 (2)	81.73	0.465	09:34:37.462
4 -	56.842	40.903	1:37.745	80.29	2.193	09:36:15.207
5 -	57.780	46.092	1:43.872	75.55	8.320	09:37:59.079
6 -	54.923	40.629	1:35.552 (1)	82.13		09:39:34.631

P2 91 F1 WILLIAMS / PITT		LCR Yamaha -				
IDEAL LAP TIME : 1:37.761		BEST LAP TIME : 1:37.761		DIFFERENCE : 0.000		
LAP	SECTOR 1	SECTOR 2	LAP TIME	MPH	DIFF	TIME OF DAY
1 -	1:08.737	43.766	1:52.503	69.75	14.742	09:32:10.027
2 -	1:01.983	46.443	1:48.426	72.38	10.665	09:33:58.453
3 -	1:01.089	46.289	1:47.378 (3)	73.08	9.617	09:35:45.831
4 -	59.481	45.996	1:45.477 (2)	74.40	7.716	09:37:31.308
5 -	56.417	41.344	1:37.761 (1)	80.27		09:39:09.069

P3 11 F1 GILBERT / HILDIGE		Ryde 1000 - West Ewell fencing				
IDEAL LAP TIME : 1:40.017		BEST LAP TIME : 1:40.239		DIFFERENCE : 0.222		
LAP	SECTOR 1	SECTOR 2	LAP TIME	MPH	DIFF	TIME OF DAY
1 -	1:02.765	43.042	1:45.807	74.17	5.568	09:31:51.300
2 -	57.582	44.509	1:42.091 (3)	76.87	1.852	09:33:33.391
3 -	57.386	43.000	1:40.386 (2)	78.17	0.147	09:35:13.777
4 -	57.608	42.631	1:40.239 (1)	78.29		09:36:54.016

P4 33 F2 S. HEGARTY / NEAVE		Baker HONDA - Sean Hegarty ltd				
IDEAL LAP TIME : 1:41.418		BEST LAP TIME : 1:41.437		DIFFERENCE : 0.019		
LAP	SECTOR 1	SECTOR 2	LAP TIME	MPH	DIFF	TIME OF DAY
1 -	1:03.808	46.312	1:50.120	71.26	8.683	09:31:57.633
2 -	59.644	43.469	1:43.113 (3)	76.11	1.676	09:33:40.746
3 -	58.750	42.810	1:41.560 (2)	77.27	0.123	09:35:22.306
4 -	59.867	45.962	1:45.829	74.15	4.392	09:37:08.135
5 -	58.608	42.829	1:41.437 (1)	77.36		09:38:49.572

P5 7 F2 PEARSON / WHEELER		LCR SUZUKI - ABS Racing				
IDEAL LAP TIME : 1:45.102		BEST LAP TIME : 1:45.321		DIFFERENCE : 0.219		
LAP	SECTOR 1	SECTOR 2	LAP TIME	MPH	DIFF	TIME OF DAY
1 -	1:07.183	46.633	1:53.816	68.95	8.495	09:31:43.934
2 -	1:02.078	45.889	1:47.967	72.68	2.646	09:33:31.901
3 -	1:02.271	45.376	1:47.647 (3)	72.90	2.326	09:35:19.548
4 -	1:02.099	46.853	1:48.952	72.03	3.631	09:37:08.500
5 -	1:01.182	44.139	1:45.321 (1)	74.51		09:38:53.821
6 -	1:00.963	44.424	1:45.387 (2)	74.46	0.066	09:40:39.208

P6 62 F1 WRIGHT / BAILEY		Ryde Yamaha - Stainless Steel Designs Ltd.				
IDEAL LAP TIME : 1:44.092		BEST LAP TIME : 1:45.904		DIFFERENCE : 1.812		
LAP	SECTOR 1	SECTOR 2	LAP TIME	MPH	DIFF	TIME OF DAY
1 -	1:03.352	45.810	1:49.162 (2)	71.89	3.258	09:31:47.336
2 -	1:01.265	44.639	1:45.904 (1)	74.10		09:33:33.240
3 -	59.776	IN PIT	2:38.918 P	49.38	53.014	09:36:12.158
4 -	OUTLAP	44.316	1:48.549	72.29	2.645	09:38:00.707

BMCRC - MRO Championships 2023 - Rnd 5 @ Cadwell Park

BMCRC F1 & F2 Sidecars

QUALIFYING - SECTOR ANALYSIS



SECTOR 1 = FL to I1, SECTOR 2 = I1 to FL, DIFF = Difference To Personal Best Lap, P = Crossed Finish Line in Pit Lane, D = Time Disallowed

P7 158 F2 SAUNDERS / STELL		Ireson YAMAHA - The Royal Oak Worleston				
IDEAL LAP TIME : 1:47.103		BEST LAP TIME : 1:47.535		DIFFERENCE : 0.432		
LAP	SECTOR 1	SECTOR 2	LAP TIME	MPH	DIFF	TIME OF DAY
1 -	1:06.798	47.664	1:54.462	68.56	6.927	09:32:07.183
2 -	1:04.205	46.970	1:51.175	70.59	3.640	09:33:58.358
3 -	1:03.969	44.969	1:48.938 (2)	72.04	1.403	09:35:47.296
4 -	1:02.519	46.475	1:48.994 (3)	72.00	1.459	09:37:36.290
5 -	1:02.134	45.401	1:47.535 (1)	72.98		09:39:23.825

P8 58 F2 L. EASTELL / M. EASTELL		Shelbourne Yamaha - Lee Eastell Engineering services ltd				
IDEAL LAP TIME : 1:48.701		BEST LAP TIME : 1:48.701		DIFFERENCE : 0.000		
LAP	SECTOR 1	SECTOR 2	LAP TIME	MPH	DIFF	TIME OF DAY
1 -	1:04.031	46.188	1:50.219 (3)	71.20	1.518	09:31:39.343
2 -	1:03.043	45.658	1:48.701 (1)	72.19		09:33:28.044
3 -	1:03.123	45.900	1:49.023 (2)	71.98	0.322	09:35:17.067
4 -	1:03.810	46.927	1:50.737	70.87	2.036	09:37:07.804

P9 83 F2 BUCHANAN / EVANS		Lumley Kawasaki - Bull Inn Racing				
IDEAL LAP TIME : 1:48.691		BEST LAP TIME : 1:48.885		DIFFERENCE : 0.194		
LAP	SECTOR 1	SECTOR 2	LAP TIME	MPH	DIFF	TIME OF DAY
1 -	1:08.403	47.533	1:55.936	67.69	7.051	09:31:57.507
2 -	1:07.905	47.670	1:55.575	67.90	6.690	09:33:53.082
3 -	1:02.685	46.307	1:48.992 (2)	72.00	0.107	09:35:42.074
4 -	1:02.814	46.401	1:49.215 (3)	71.85	0.330	09:37:31.289
5 -	1:02.879	46.006	1:48.885 (1)	72.07		09:39:20.174

P10 121 F1 LAWRENCE / HUGHES		LCR YAMAHA - highfield transport, JHM autos				
IDEAL LAP TIME : 1:49.629		BEST LAP TIME : 1:49.873		DIFFERENCE : 0.244		
LAP	SECTOR 1	SECTOR 2	LAP TIME	MPH	DIFF	TIME OF DAY
1 -	1:09.304	47.571	1:56.875	67.14	7.002	09:32:00.830
2 -	1:05.872	48.455	1:54.327	68.64	4.454	09:33:55.157
3 -	1:04.142	46.287	1:50.429 (2)	71.06	0.556	09:35:45.586
4 -	1:03.396	46.477	1:49.873 (1)	71.42		09:37:35.459
5 -	1:04.740	46.233	1:50.973 (3)	70.72	1.100	09:39:26.432

P11 13 F2 M. HEGARTY / WHITNALL		Shelbourne HONDA - Mark Hegarty Surfacing				
IDEAL LAP TIME : 1:50.051		BEST LAP TIME : 1:50.051		DIFFERENCE : 0.000		
LAP	SECTOR 1	SECTOR 2	LAP TIME	MPH	DIFF	TIME OF DAY
1 -	1:10.258	48.830	1:59.088	65.90	9.037	09:32:04.690
2 -	1:06.293	46.686	1:52.979	69.46	2.928	09:33:57.669
3 -	1:04.995	46.859	1:51.854 (3)	70.16	1.803	09:35:49.523
4 -	1:04.366	46.498	1:50.864 (2)	70.79	0.813	09:37:40.387
5 -	1:03.903	46.148	1:50.051 (1)	71.31		09:39:30.438

P12 10 F1 WEBB / HOPE		LCR SUZUKI - N W Services				
IDEAL LAP TIME : 1:52.001		BEST LAP TIME : 1:52.001		DIFFERENCE : 0.000		
LAP	SECTOR 1	SECTOR 2	LAP TIME	MPH	DIFF	TIME OF DAY
1 -	1:13.047	50.261	2:03.308	63.64	11.307	09:32:16.760
2 -	1:08.368	48.251	1:56.619 (3)	67.29	4.618	09:34:13.379
3 -	1:06.479	47.736	1:54.215 (2)	68.71	2.214	09:36:07.594
4 -	1:04.646	47.355	1:52.001 (1)	70.07		09:37:59.595

BMCRC - MRO Championships 2023 - Rnd 5 @ Cadwell Park

BMCRC F1 & F2 Sidecars

QUALIFYING - SECTOR ANALYSIS



SECTOR 1 = FL to I1, SECTOR 2 = I1 to FL, DIFF = Difference To Personal Best Lap, P = Crossed Finish Line in Pit Lane, D = Time Disallowed

P13 25 F1		MACLAURIN / HOPE		Ars1 YAMAHA R6 - Amr			
IDEAL LAP TIME : 1:53.370		BEST LAP TIME : 1:53.370		DIFFERENCE : 0.000			
LAP	SECTOR 1	SECTOR 2	LAP TIME	MPH	DIFF	TIME OF DAY	
1 -	1:10.092	49.820	1:59.912 (3)	65.44	6.542	09:35:15.142	
2 -	1:07.013	48.138	1:55.151 (2)	68.15	1.781	09:37:10.293	
3 -	1:06.059	47.311	1:53.370 (1)	69.22		09:39:03.663	

P14 67 F1		JEFFREY / FIELD		Windle F1 - MJP/wesso Racing			
IDEAL LAP TIME : 1:57.926		BEST LAP TIME : 1:57.926		DIFFERENCE : 0.000			
LAP	SECTOR 1	SECTOR 2	LAP TIME	MPH	DIFF	TIME OF DAY	
1 -	1:18.359	51.234	2:09.593	60.55	11.667	09:32:22.293	
2 -	1:11.891	51.031	2:02.922	63.84	4.996	09:34:25.215	
3 -	1:09.211	49.340	1:58.551 (3)	66.19	0.625	09:36:23.766	
4 -	1:09.204	48.722	1:57.926 (1)	66.55		09:38:21.692	
5 -	1:09.311	48.758	1:58.069 (2)	66.47	0.143	09:40:19.761	

BMCRC - MRO Championships 2023 - Rnd 5 @ Cadwell Park

BMCRC F1 & F2 Sidecars

QUALIFYING - BEST SECTORS

SECTOR 1			SECTOR 2			IDEAL / BEST COMPARISON						
POS	NO	NAME	TIME	NO	NAME	TIME	POS	NO	NAME	IDEAL	BEST	DIFF
									PERFECT LAP	1:35.552		
1	93	HOLDEN / LAWRENCE	54.923	93	HOLDEN / LAWRENCE	40.629	1	93	HOLDEN / LAWRENC	1:35.552	1:35.552	0.000
2	91	WILLIAMS / PITT	56.417	91	WILLIAMS / PITT	41.344	2	91	WILLIAMS / PITT	1:37.761	1:37.761	0.000
3	11	GILBERT / HILDIGE	57.386	11	GILBERT / HILDIGE	42.631	3	11	GILBERT / HILDIGE	1:40.017	1:40.239	0.222
4	33	S. HEGARTY / NEAVE	58.608	33	S. HEGARTY / NEAVE	42.810	4	33	S. HEGARTY / NEAV	1:41.418	1:41.437	0.019
5	62	WRIGHT / BAILEY	59.776	7	PEARSON / WHEELER	44.139	5	62	WRIGHT / BAILEY	1:44.092	1:45.904	1.812
6	7	PEARSON / WHEELER	1:00.963	62	WRIGHT / BAILEY	44.316	6	7	PEARSON / WHEELE	1:45.102	1:45.321	0.219
7	158	SAUNDERS / STELL	1:02.134	158	SAUNDERS / STELL	44.969	7	158	SAUNDERS / STELL	1:47.103	1:47.535	0.432
8	83	BUCHANAN / EVANS	1:02.685	58	L. EASTELL / M. EASTELL	45.658	8	83	BUCHANAN / EVANS	1:48.691	1:48.885	0.194
9	58	L. EASTELL / M. EASTELL	1:03.043	83	BUCHANAN / EVANS	46.006	9	58	L. EASTELL / M. EAS	1:48.701	1:48.701	0.000
10	121	LAWRENCE / HUGHES	1:03.396	13	M. HEGARTY / WHITNALL	46.148	10	121	LAWRENCE / HUGHE	1:49.629	1:49.873	0.244
11	13	M. HEGARTY / WHITNALL	1:03.903	121	LAWRENCE / HUGHES	46.233	11	13	M. HEGARTY / WHIT	1:50.051	1:50.051	0.000
12	10	WEBB / HOPE	1:04.646	25	MACLAURIN / HOPE	47.311	12	10	WEBB / HOPE	1:52.001	1:52.001	0.000
13	25	MACLAURIN / HOPE	1:06.059	10	WEBB / HOPE	47.355	13	25	MACLAURIN / HOPE	1:53.370	1:53.370	0.000
14	67	JEFFREY / FIELD	1:09.204	67	JEFFREY / FIELD	48.722	14	67	JEFFREY / FIELD	1:57.926	1:57.926	0.000

BMCRC - MRO Championships 2023 - Rnd 5 @ Cadwell Park

BMCRC F1 & F2 Sidecars

QUALIFYING - STATISTICS

Competitors Started 14
Planned Start 2023-07-01 @ 09:30:00.000
Actual Start 2023-07-01 @ 09:29:01.674
Finish Time 2023-07-01 @ 09:38:58.045
Track Length 2.1800mi.
Total Laps 66
Total Distance Covered 143.8812mi.

Session Fastest Lap History

NO	CL	NAME	LAP TIME	TIME OF DAY	LAP	VEHICLE
93	F1	HOLDEN / LAWRENCE	1:41.483	09:31:24.254	1	LCR KAWASAKI 600
93	F1	HOLDEN / LAWRENCE	1:37.202	09:33:01.460	2	LCR KAWASAKI 600
93	F1	HOLDEN / LAWRENCE	1:36.017	09:34:37.477	3	LCR KAWASAKI 600
93	F1	HOLDEN / LAWRENCE	1:35.552	09:39:34.642	6	LCR KAWASAKI 600

Flag History

TYPE	TIME OF DAY
GREEN	09:29:01.674
FINISH	09:38:58.045

Flag Statistics

TYPE	COUNT	TOTAL LAPS	TOTAL TIME
Green	1	6	12:09.106
Red	0	0	0.000
Safety Car	0	0	0.000
FCY	0	0	0.000

BMCRC - MRO Championships 2023 - Rnd 5 @ Cadwell Park

BMCRC F1 & F2 Sidecars

QUALIFYING - STATISTICS

CLASS : F1

8 Starters

Fastest Lap History

NO	NAME	LAP TIME	TIME OF DAY	LAP	VEHICLE
93	HOLDEN / LAWRENCE	1:41.483	09:31:24.254	1	LCR KAWASAKI 600
93	HOLDEN / LAWRENCE	1:37.202	09:33:01.460	2	LCR KAWASAKI 600
93	HOLDEN / LAWRENCE	1:36.017	09:34:37.477	3	LCR KAWASAKI 600
93	HOLDEN / LAWRENCE	1:35.552	09:39:34.642	6	LCR KAWASAKI 600

BMCRC - MRO Championships 2023 - Rnd 5 @ Cadwell Park

BMCRC F1 & F2 Sidecars

QUALIFYING - STATISTICS

CLASS : F2

6 Starters

Fastest Lap History

NO	NAME	LAP TIME	TIME OF DAY	LAP	VEHICLE
58	L. EASTELL / M. EASTELL	1:50.219	09:31:39.364	1	Shelbourne Yamaha
33	S. HEGARTY / NEAVE	1:50.120	09:31:57.618	1	Baker HONDA
58	L. EASTELL / M. EASTELL	1:48.701	09:33:28.065	2	Shelbourne Yamaha
7	PEARSON / WHEELER	1:47.967	09:33:31.921	2	LCR SUZUKI
33	S. HEGARTY / NEAVE	1:43.113	09:33:40.785	2	Baker HONDA
33	S. HEGARTY / NEAVE	1:41.560	09:35:22.345	3	Baker HONDA
33	S. HEGARTY / NEAVE	1:41.437	09:38:49.612	5	Baker HONDA

BMCRC - MRO Championships 2023 - Rnd 5 @ Cadwell Park

BMCRC F1 & F2 Sidecars

RACE 4 - GRID (6 Laps)



ROW 8	15	21	KING / SIGSWORTH	16	84	S. LAIDLLOW / J. LAIDLLOW
ROW 7	13	25	MACLAURIN / HOPE	14	67	JEFFREY / FIELD
ROW 6	11	13	M. HEGARTY / WHITNALL	12	10	WEBB / HOPE
ROW 5	9	83	BUCHANAN / EVANS	10	121	LAWRENCE / HUGHES
ROW 4	7	158	SAUNDERS / STELL	8	58	L. EASTELL / M. EASTELL
ROW 3	5	7	PEARSON / WHEELER	6	62	WRIGHT / BAILEY
ROW 2	3	11	GILBERT / HILDIGE	4	33	S. HEGARTY / NEAVE
ROW 1	1	93	HOLDEN / LAWRENCE	2	91	WILLIAMS / PITT
Pole						

Cadwell Park: 2.1800 miles

These results are provisional until the conclusion of any judicial and technical matters.

Clerk Of Course :	Stewards :	Timekeeper : <i>Craig Smith</i>
-------------------	------------	------------------------------------

Results can be found at www.tsl-timing.com

Printed - 09:44 Saturday, 01 July 2023



BMCRC - MRO Championships 2023 - Rnd 5 @ Cadwell Park

BMCRC F1 & F2 Sidecars

RACE 4 - CLASSIFICATION



POS	NO	CL	PIC NAME	ENTRY	LAPS	TIME	GAP	DIFF	MPH	BEST	ON
1	91	F1	1 WILLIAMS / PITT	LCR Yamaha -	6	9:57.161			78.85	1:35.753	5
2	33	F2	1 S. HEGARTY / NEAVE	Baker HONDA - Sean Hegarty Ltd	6	10:11.930	14.769	14.769	76.95	1:40.491	3
3	7	F2	2 PEARSON / WHEELER	LCR SUZUKI - ABS Racing	6	10:38.034	40.873	26.104	73.80	1:44.714	3
4	158	F2	3 SAUNDERS / STELL	Ireson YAMAHA - The Royal Oak Worleston	6	10:52.071	54.910	14.037	72.21	1:46.417	5
5	83	F2	4 BUCHANAN / EVANS	Lumley Kawasaki - Bull Inn Racing	6	10:54.040	56.879	1.969	71.99	1:46.638	4
6	13	F2	5 M. HEGARTY / WHITNALL	Shelbourne HONDA - Mark Hegarty Surfacing	6	10:56.093	58.932	2.053	71.77	1:47.006	5
7	58	F2	6 L. EASTELL / M. EASTELL	Shelbourne Yamaha - Lee Eastell Engineering servi	6	10:58.939	1:01.778	2.846	71.46	1:47.577	4
8	62	F1	2 WRIGHT / BAILEY	Ryde Yamaha - Stainless Steel Designs Ltd.	6	10:59.085	1:01.924	0.146	71.44	1:43.321	5
9	25	F1	3 MACLAURIN / HOPE	Ars1 YAMAHA R6 - Amr	6	11:18.614	1:21.453	19.529	69.38	1:48.759	6
10	10	F1	4 WEBB / HOPE	LCR SUZUKI - N W Services	6	11:31.068	1:33.907	12.454	68.13	1:52.917	4
11	67	F1	5 JEFFREY / FIELD	Windle F1 - MJP/wesso Racing	6	11:43.898	1:46.737	12.830	66.89	1:54.421	5

NOT CLASSIFIED

DNF	93*	F1	HOLDEN / LAWRENCE	LCR KAWASAKI 600 - Holden racing	5	8:06.202	1 Lap	1 Lap	80.70	1:35.328	5
DNF	121	F1	LAWRENCE / HUGHES	LCR YAMAHA - highfield transport, JHM autos	2	3:51.507	4 Laps	3 Laps	67.79	1:51.855	2
DNF	11	F1	GILBERT / HILDIGE	Ryde 1000 - West Ewell fencing	1	1:49.991	5 Laps	1 Lap	71.35		

FASTEST LAP

93	F1	HOLDEN / LAWRENCE	LCR KAWASAKI 600 - Holden racing	5	1:35.328	82.32 mph	132.49 kph
33	F2	S. HEGARTY / NEAVE	Baker HONDA - Sean Hegarty Ltd	3	1:40.491	78.09 mph	125.68 kph

* No. 93 - Please fit a working transponder
Class F1 - 92.5% of Race Speed = 72.93 mph
Class F2 - 92.5% of Race Speed = 71.17 mph

Weather / Track : Cloudy / Dry

These results are provisional until the conclusion of any judicial and technical matters.

Race Distance: 6 Laps / 13.08 miles

Cadwell Park: 2.1800 miles

Date: 01/07/2023 Start: 12:41 Finish: 12:51

Clerk Of Course :

Stewards :

Timekeeper :

Craig Smith

Results can be found at www.tsl-timing.com

Printed - 12:59 Saturday, 01 July 2023



BMCRC - MRO Championships 2023 - Rnd 5 @ Cadwell Park

BMCRC F1 & F2 Sidecars

RACE 4 - LAP CHART

LAP 1 @ 12:43:00.345			LAP 5 @ 12:49:22.992		
NO	BEHIND	LAP TIME	NO	BEHIND	LAP TIME
93		1:43.555	93		1:35.328
33	3.879	1:47.434	91	13.288	1:35.753
91	5.523	1:49.078	33	24.285	1:40.930
11	6.436	1:49.991	7	46.232	1:44.722
7	9.144	1:52.699	158	58.747	1:46.417
158	11.421	1:54.976	83	1:00.917	1:46.765
13	12.285	1:55.840	13	1:02.309	1:47.006
83	13.045	1:56.600	58	1:04.533	1:48.665
58	13.296	1:56.851	62	1:09.030	1:43.321
10	15.038	1:58.593	25	1:23.653	1:50.752
121	16.097	1:59.652	10	1:28.322	1:55.821
25	16.656	2:00.211	67	1:42.473	1:54.421
67	18.843	2:02.398			
62	29.802	2:13.357			

LAP 2 @ 12:44:36.141			LAP 6 @ 12:51:13.951		
NO	BEHIND	LAP TIME	NO	BEHIND	LAP TIME
93		1:35.796	91		1:37.671
33	8.845	1:40.762	33	14.769	1:41.443
91	8.936	1:39.209	7	40.873	1:45.600
7	18.554	1:45.206	158	54.910	1:47.122
158	24.169	1:48.544	83	56.879	1:46.921
13	25.610	1:49.121	13	58.932	1:47.582
83	26.001	1:48.752	58	1:01.778	1:48.204
58	26.574	1:49.074	62	1:01.924	1:43.853
121	32.156	1:51.855	25	1:21.453	1:48.759
10	33.493	1:54.251	10	1:33.907	1:56.544
25	34.096	1:53.236	67	1:46.737	1:55.223
62	39.160	1:45.154			
67	40.428	1:57.381			

LAP 3 @ 12:46:11.788		
NO	BEHIND	LAP TIME
93		1:35.647
91	11.516	1:38.227
33	13.689	1:40.491
7	27.621	1:44.714
158	35.346	1:46.824
13	38.158	1:48.195
83	38.718	1:48.364
58	39.495	1:48.568
10	50.788	1:52.942
25	51.564	1:53.115
62	51.689	1:48.176
67	1:02.392	1:57.611

LAP 4 @ 12:47:47.664		
NO	BEHIND	LAP TIME
93		1:35.876
91	12.863	1:37.223
33	18.683	1:40.870
7	36.838	1:45.093
158	47.658	1:48.188
83	49.480	1:46.638
13	50.631	1:48.349
58	51.196	1:47.577
62	1:01.037	1:45.224
10	1:07.829	1:52.917
25	1:08.229	1:52.541
67	1:23.380	1:56.864

Weather / Track : Cloudy / Dry

Results can be found at www.tsl-timing.com

Cadwell Park: 2.1800 miles
Date: 01/07/2023 Start: 12:41 Finish: 12:51

Printed - 12:59 Saturday, 01 July 2023

BMCRC - MRO Championships 2023 - Rnd 5 @ Cadwell Park

BMCRC F1 & F2 Sidecars

RACE 4 - POSITION CHART

No	Name	Lap Pos	Lap					
			1	2	3	4	5	6
93	HOLDEN / LAWRENCE	1	93	93	93	93	93	91
91	WILLIAMS / PITT	2	33	33	91	91	91	33
11	GILBERT / HILDIGE	3	91	91	33	33	33	7
33	S. HEGARTY / NEAVE	4	11	7	7	7	7	158
7	PEARSON / WHEELER	5	7	158	158	158	158	83
62	WRIGHT / BAILEY	6	158	13	13	83	83	13
158	SAUNDERS / STELL	7	13	83	83	13	13	58
58	L. EASTELL / M. EASTELL	8	83	58	58	58	58	62
83	BUCHANAN / EVANS	9	58	121	10	62	62	25
121	LAWRENCE / HUGHES	10	10	10	25	10	25	10
13	M. HEGARTY / WHITNA	11	121	25	62	25	10	67
10	WEBB / HOPE	12	25	62	67	67	67	
25	MACLAURIN / HOPE	13	67	67				
67	JEFFREY / FIELD	14	62					

BMCRC - MRO Championships 2023 - Rnd 5 @ Cadwell Park

BMCRC F1 & F2 Sidecars

RACE 4 - SECTOR ANALYSIS



SECTOR 1 = FL to I1, SECTOR 2 = I1 to FL, DIFF = Difference To Personal Best Lap, P = Crossed Finish Line in Pit Lane, D = Time Disallowed

P1 91 F1 WILLIAMS / PITT		LCR Yamaha -				
IDEAL LAP TIME : 1:35.753		BEST LAP TIME : 1:35.753		DIFFERENCE : 0.000		
LAP	SECTOR 1	SECTOR 2	LAP TIME	MPH	DIFF	TIME OF DAY
1 -		43.197	1:49.078	71.94	13.325	12:43:05.868
2 -	56.636	42.573	1:39.209	79.10	3.456	12:44:45.077
3 -	55.792	42.435	1:38.227	79.89	2.474	12:46:23.304
4 -	56.187	41.036	1:37.223 (2)	80.72	1.470	12:48:00.527
5 -	55.141	40.612	1:35.753 (1)	81.96		12:49:36.280
6 -	55.460	42.211	1:37.671 (3)	80.35	1.918	12:51:13.951

P2 33 F2 S. HEGARTY / NEAVE		Baker HONDA - Sean Hegarty ltd				
IDEAL LAP TIME : 1:40.491		BEST LAP TIME : 1:40.491		DIFFERENCE : 0.000		
LAP	SECTOR 1	SECTOR 2	LAP TIME	MPH	DIFF	TIME OF DAY
1 -		42.816	1:47.434	73.04	6.943	12:43:04.224
2 -	58.069	42.693	1:40.762 (2)	77.88	0.271	12:44:44.986
3 -	58.064	42.427	1:40.491 (1)	78.09		12:46:25.477
4 -	58.241	42.629	1:40.870 (3)	77.80	0.379	12:48:06.347
5 -	58.326	42.604	1:40.930	77.75	0.439	12:49:47.277
6 -	58.544	42.899	1:41.443	77.36	0.952	12:51:28.720

P3 7 F2 PEARSON / WHEELER		LCR SUZUKI - ABS Racing				
IDEAL LAP TIME : 1:44.527		BEST LAP TIME : 1:44.714		DIFFERENCE : 0.187		
LAP	SECTOR 1	SECTOR 2	LAP TIME	MPH	DIFF	TIME OF DAY
1 -		44.618	1:52.699	69.63	7.985	12:43:09.489
2 -	1:00.817	44.389	1:45.206	74.59	0.492	12:44:54.695
3 -	1:00.666	44.048	1:44.714 (1)	74.94		12:46:39.409
4 -	1:00.925	44.168	1:45.093 (3)	74.67	0.379	12:48:24.502
5 -	1:00.479	44.243	1:44.722 (2)	74.94	0.008	12:50:09.224
6 -	1:00.876	44.724	1:45.600	74.31	0.886	12:51:54.824

P4 158 F2 SAUNDERS / STELL		Ireson YAMAHA - The Royal Oak Worleston				
IDEAL LAP TIME : 1:46.111		BEST LAP TIME : 1:46.417		DIFFERENCE : 0.306		
LAP	SECTOR 1	SECTOR 2	LAP TIME	MPH	DIFF	TIME OF DAY
1 -		45.778	1:54.976	68.25	8.559	12:43:11.766
2 -	1:02.694	45.850	1:48.544	72.30	2.127	12:45:00.310
3 -	1:01.417	45.407	1:46.824 (2)	73.46	0.407	12:46:47.134
4 -	1:01.199	46.989	1:48.188	72.54	1.771	12:48:35.322
5 -	1:00.704	45.713	1:46.417 (1)	73.74		12:50:21.739
6 -	1:01.323	45.799	1:47.122 (3)	73.26	0.705	12:52:08.861

P5 83 F2 BUCHANAN / EVANS		Lumley Kawasaki - Bull Inn Racing				
IDEAL LAP TIME : 1:45.830		BEST LAP TIME : 1:46.638		DIFFERENCE : 0.808		
LAP	SECTOR 1	SECTOR 2	LAP TIME	MPH	DIFF	TIME OF DAY
1 -		46.340	1:56.600	67.30	9.962	12:43:13.390
2 -	1:02.814	45.938	1:48.752	72.16	2.114	12:45:02.142
3 -	1:02.479	45.885	1:48.364	72.42	1.726	12:46:50.506
4 -	1:01.607	45.031	1:46.638 (1)	73.59		12:48:37.144
5 -	1:00.799	45.966	1:46.765 (2)	73.50	0.127	12:50:23.909
6 -	1:01.266	45.655	1:46.921 (3)	73.40	0.283	12:52:10.830

P6 13 F2 M. HEGARTY / WHITNALL		Shelbourne HONDA - Mark Hegarty Surfacing				
IDEAL LAP TIME : 1:47.006		BEST LAP TIME : 1:47.006		DIFFERENCE : 0.000		
LAP	SECTOR 1	SECTOR 2	LAP TIME	MPH	DIFF	TIME OF DAY
1 -		45.822	1:55.840	67.74	8.834	12:43:12.630
2 -	1:03.478	45.643	1:49.121	71.92	2.115	12:45:01.751
3 -	1:02.655	45.540	1:48.195 (3)	72.53	1.189	12:46:49.946
4 -	1:02.737	45.612	1:48.349	72.43	1.343	12:48:38.295
5 -	1:02.146	44.860	1:47.006 (1)	73.34		12:50:25.301
6 -	1:02.272	45.310	1:47.582 (2)	72.94	0.576	12:52:12.883

BMCRC - MRO Championships 2023 - Rnd 5 @ Cadwell Park

BMCRC F1 & F2 Sidecars

RACE 4 - SECTOR ANALYSIS



SECTOR 1 = FL to I1, SECTOR 2 = I1 to FL, DIFF = Difference To Personal Best Lap, P = Crossed Finish Line in Pit Lane, D = Time Disallowed

P7 58 F2		L EASTELL / M. EASTELL		Shelbourne Yamaha - Lee Eastell Engineering services ltd		
IDEAL LAP TIME : 1:47.324		BEST LAP TIME : 1:47.577		DIFFERENCE : 0.253		
LAP	SECTOR 1	SECTOR 2	LAP TIME	MPH	DIFF	TIME OF DAY
1 -		46.328	1:56.851	67.16	9.274	12:43:13.641
2 -	1:02.890	46.184	1:49.074	71.95	1.497	12:45:02.715
3 -	1:02.451	46.117	1:48.568 (3)	72.28	0.991	12:46:51.283
4 -	1:02.039	45.538	1:47.577 (1)	72.95		12:48:38.860
5 -	1:01.786	46.879	1:48.665	72.22	1.088	12:50:27.525
6 -	1:01.994	46.210	1:48.204 (2)	72.53	0.627	12:52:15.729

P8 62 F1		WRIGHT / BAILEY		Ryde Yamaha - Stainless Steel Designs Ltd.		
IDEAL LAP TIME : 1:43.321		BEST LAP TIME : 1:43.321		DIFFERENCE : 0.000		
LAP	SECTOR 1	SECTOR 2	LAP TIME	MPH	DIFF	TIME OF DAY
1 -		45.299	2:13.357	58.84	30.036	12:43:30.147
2 -	1:00.461	44.693	1:45.154 (3)	74.63	1.833	12:45:15.301
3 -	1:02.247	45.929	1:48.176	72.54	4.855	12:47:03.477
4 -	1:00.653	44.571	1:45.224	74.58	1.903	12:48:48.701
5 -	59.647	43.674	1:43.321 (1)	75.95		12:50:32.022
6 -	59.677	44.176	1:43.853 (2)	75.56	0.532	12:52:15.875

P9 25 F1		MACLAURIN / HOPE		Ars1 YAMAHA R6 - Amr		
IDEAL LAP TIME : 1:48.759		BEST LAP TIME : 1:48.759		DIFFERENCE : 0.000		
LAP	SECTOR 1	SECTOR 2	LAP TIME	MPH	DIFF	TIME OF DAY
1 -		47.082	2:00.211	65.28	11.452	12:43:17.001
2 -	1:05.939	47.297	1:53.236	69.30	4.477	12:45:10.237
3 -	1:06.622	46.493	1:53.115	69.38	4.356	12:47:03.352
4 -	1:04.484	48.057	1:52.541 (3)	69.73	3.782	12:48:55.893
5 -	1:04.527	46.225	1:50.752 (2)	70.86	1.993	12:50:46.645
6 -	1:03.656	45.103	1:48.759 (1)	72.16		12:52:35.404

P10 10 F1		WEBB / HOPE		LCR SUZUKI - N W Services		
IDEAL LAP TIME : 1:51.105		BEST LAP TIME : 1:52.917		DIFFERENCE : 1.812		
LAP	SECTOR 1	SECTOR 2	LAP TIME	MPH	DIFF	TIME OF DAY
1 -		46.466	1:58.593	66.17	5.676	12:43:15.383
2 -	1:07.301	46.950	1:54.251 (3)	68.69	1.334	12:45:09.634
3 -	1:06.844	46.098	1:52.942 (2)	69.48	0.025	12:47:02.576
4 -	1:05.007	47.910	1:52.917 (1)	69.50		12:48:55.493
5 -	1:06.294	49.527	1:55.821	67.76	2.904	12:50:51.314
6 -	1:07.430	49.114	1:56.544	67.33	3.627	12:52:47.858

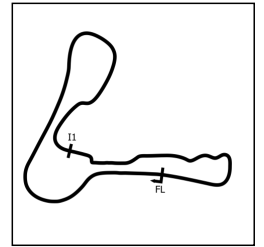
P11 67 F1		JEFFREY / FIELD		Windle F1 - MJP/wesso Racing		
IDEAL LAP TIME : 1:53.763		BEST LAP TIME : 1:54.421		DIFFERENCE : 0.658		
LAP	SECTOR 1	SECTOR 2	LAP TIME	MPH	DIFF	TIME OF DAY
1 -		47.362	2:02.398	64.11	7.977	12:43:19.188
2 -	1:07.666	49.715	1:57.381	66.85	2.960	12:45:16.569
3 -	1:09.221	48.390	1:57.611	66.72	3.190	12:47:14.180
4 -	1:08.685	48.179	1:56.864 (3)	67.15	2.443	12:49:11.044
5 -	1:06.401	48.020	1:54.421 (1)	68.58		12:51:05.465
6 -	1:06.808	48.415	1:55.223 (2)	68.11	0.802	12:53:00.688

P12 93 F1		HOLDEN / LAWRENCE		LCR KAWASAKI 600 - Holden racing		
IDEAL LAP TIME :		BEST LAP TIME : 1:35.328		DIFFERENCE :		
LAP	SECTOR 1	SECTOR 2	LAP TIME	MPH	DIFF	TIME OF DAY
1 -			1:43.555	75.78	8.227	12:43:00.345
2 -			1:35.796 (3)	81.92	0.468	12:44:36.141
3 -			1:35.647 (2)	82.05	0.319	12:46:11.788
4 -			1:35.876	81.85	0.548	12:47:47.664
5 -			1:35.328 (1)	82.32		12:49:22.992

BMCRC - MRO Championships 2023 - Rnd 5 @ Cadwell Park

BMCRC F1 & F2 Sidecars

RACE 4 - SECTOR ANALYSIS



SECTOR 1 = FL to I1, SECTOR 2 = I1 to FL, DIFF = Difference To Personal Best Lap, P = Crossed Finish Line in Pit Lane, D = Time Disallowed

P13		121 F1		LAWRENCE / HUGHES		LCR YAMAHA - highfield transport, JHM autos	
IDEAL LAP TIME : 1:51.855		BEST LAP TIME : 1:51.855		DIFFERENCE : 0.000			
LAP	SECTOR 1	SECTOR 2	LAP TIME	MPH	DIFF	TIME OF DAY	
1 -		46.933	1:59.652	65.59	7.797	12:43:16.442	
2 -	1:05.450	46.405	1:51.855 (1)	70.16		12:45:08.297	

P14		11 F1		GILBERT / HILDIGE		Ryde 1000 - West Ewell fencing	
IDEAL LAP TIME : 2:00.844		BEST LAP TIME :		DIFFERENCE :			
LAP	SECTOR 1	SECTOR 2	LAP TIME	MPH	DIFF	TIME OF DAY	
1 -		45.617	1:49.991	71.35		12:43:06.781	

BMCRC - MRO Championships 2023 - Rnd 5 @ Cadwell Park

BMCRC F1 & F2 Sidecars

RACE 4 - BEST SECTORS

SECTOR 1			SECTOR 2			IDEAL / BEST COMPARISON						
POS	NO	NAME	TIME	NO	NAME	TIME	POS	NO	NAME	IDEAL	BEST	DIFF
									PERFECT LAP	1:35.753		
1	91	WILLIAMS / PITT	55.141	91	WILLIAMS / PITT	40.612	1	91	WILLIAMS / PITT	1:35.753	1:35.753	0.000
2	33	S. HEGARTY / NEAVE	58.064	33	S. HEGARTY / NEAVE	42.427	2	33	S. HEGARTY / NEAVE	1:40.491	1:40.491	0.000
3	62	WRIGHT / BAILEY	59.647	62	WRIGHT / BAILEY	43.674	3	62	WRIGHT / BAILEY	1:43.321	1:43.321	0.000
4	7	PEARSON / WHEELER	1:00.479	7	PEARSON / WHEELER	44.048	4	7	PEARSON / WHEELER	1:44.527	1:44.714	0.187
5	158	SAUNDERS / STELL	1:00.704	13	M. HEGARTY / WHITNALL	44.860	5	83	BUCHANAN / EVANS	1:45.830	1:46.638	0.808
6	83	BUCHANAN / EVANS	1:00.799	83	BUCHANAN / EVANS	45.031	6	158	SAUNDERS / STELL	1:46.111	1:46.417	0.306
7	58	L. EASTELL / M. EASTELL	1:01.786	25	MACLAURIN / HOPE	45.103	7	13	M. HEGARTY / WHITNALL	1:47.006	1:47.006	0.000
8	13	M. HEGARTY / WHITNALL	1:02.146	158	SAUNDERS / STELL	45.407	8	58	L. EASTELL / M. EASTELL	1:47.324	1:47.577	0.253
9	25	MACLAURIN / HOPE	1:03.656	58	L. EASTELL / M. EASTELL	45.538	9	25	MACLAURIN / HOPE	1:48.759	1:48.759	0.000
10	10	WEBB / HOPE	1:05.007	11	GILBERT / HILDIGE	45.617	10	10	WEBB / HOPE	1:51.105	1:52.917	1.812
11	121	LAWRENCE / HUGHES	1:05.450	10	WEBB / HOPE	46.098	11	121	LAWRENCE / HUGHES	1:51.855	1:51.855	0.000
12	67	JEFFREY / FIELD	1:06.401	121	LAWRENCE / HUGHES	46.405	12	67	JEFFREY / FIELD	1:53.763	1:54.421	0.658
13	11	GILBERT / HILDIGE	1:15.227	67	JEFFREY / FIELD	47.362	13	11	GILBERT / HILDIGE	2:00.844		
14							14	93	HOLDEN / LAWRENCE		1:35.328	

BMCRC - MRO Championships 2023 - Rnd 5 @ Cadwell Park

BMCRC F1 & F2 Sidecars

RACE 4 - STATISTICS

Competitors Started	14
Planned Start	2023-07-01 @ 12:30:00.000
Actual Start	2023-07-01 @ 12:41:16.789
Finish Time	2023-07-01 @ 12:51:10.967
Track Length	2.1800mi.
Total Laps	74
Total Distance Covered	161.3213mi.

Session Fastest Lap History

NO	CL	NAME	LAP TIME	TIME OF DAY	LAP	VEHICLE
93	F1	HOLDEN / LAWRENCE	1:35.796	12:44:36.141	2	LCR KAWASAKI 600
93	F1	HOLDEN / LAWRENCE	1:35.647	12:46:11.788	3	LCR KAWASAKI 600
93	F1	HOLDEN / LAWRENCE	1:35.328	12:49:22.992	5	LCR KAWASAKI 600

Session Leader History

NO	CL	NAME	FROM LAP	LAPS LED	DISTANCE	VEHICLE
93	F1	HOLDEN / LAWRENCE	1	5	10.90 miles	LCR KAWASAKI 600
91	F1	WILLIAMS / PITT	6	1	2.18 miles	LCR Yamaha

Flag History

TYPE	TIME OF DAY
GREEN	12:41:16.789
FINISH	12:51:10.967

Flag Statistics

TYPE	COUNT	TOTAL LAPS	TOTAL TIME
Green	1	6	11:47.248
Red	0	0	0.000
Safety Car	0	0	0.000
FCY	0	0	0.000

BMCRC - MRO Championships 2023 - Rnd 5 @ Cadwell Park

BMCRC F1 & F2 Sidecars

RACE 4 - STATISTICS

CLASS : F1

8 Starters

Fastest Lap History

NO	NAME	LAP TIME	TIME OF DAY	LAP	VEHICLE
93	HOLDEN / LAWRENCE	1:35.796	12:44:36.141	2	LCR KAWASAKI 600
93	HOLDEN / LAWRENCE	1:35.647	12:46:11.788	3	LCR KAWASAKI 600
93	HOLDEN / LAWRENCE	1:35.328	12:49:22.992	5	LCR KAWASAKI 600

Leader History

NO	NAME	FROM LAP	LAPS LED	DISTANCE	VEHICLE
93	HOLDEN / LAWRENCE	1	5	10.90 miles	LCR KAWASAKI 600
91	WILLIAMS / PITT	6	1	2.18 miles	LCR Yamaha

BMCRC - MRO Championships 2023 - Rnd 5 @ Cadwell Park

BMCRC F1 & F2 Sidecars

RACE 4 - STATISTICS

CLASS : F2

6 Starters

Fastest Lap History

NO	NAME	LAP TIME	TIME OF DAY	LAP	VEHICLE
33	S. HEGARTY / NEAVE	1:40.762	12:44:45.026	2	Baker HONDA
33	S. HEGARTY / NEAVE	1:40.491	12:46:25.517	3	Baker HONDA

Leader History

NO	NAME	FROM LAP	LAPS LED	DISTANCE	VEHICLE
33	S. HEGARTY / NEAVE	1	6	13.08 miles	Baker HONDA

BMCRC - MRO Championships 2023 - Rnd 5 @ Cadwell Park

BMCRC F1 & F2 Sidecars

RACE 15 - GRID (6 Laps)



ROW 8	15	21	KING / SIGSWORTH	16	84	S. LAIDLAW / J. LAIDLAW
ROW 7	13	10	1:52.917 WEBB / HOPE	14	67	1:54.421 JEFFREY / FIELD
ROW 6	11	25	1:48.759 MACLAURIN / HOPE	12	121	1:51.855 LAWRENCE / HUGHES
ROW 5	9	11	GILBERT / HILDIGE	10	58	1:47.577 L. EASTELL / M. EASTELL
ROW 4	7	83	1:46.638 BUCHANAN / EVANS	8	13	1:47.006 M. HEGARTY / WHITNALL
ROW 3	5	7	1:44.714 PEARSON / WHEELER	6	158	1:46.417 SAUNDERS / STELL
ROW 2	3	33	1:40.491 S. HEGARTY / NEAVE	4	62	1:43.321 WRIGHT / BAILEY
ROW 1	1	93	1:35.328 HOLDEN / LAWRENCE	2	91	1:35.753 WILLIAMS / PITT
Pole						

Cadwell Park: 2.1800 miles

These results are provisional until the conclusion of any judicial and technical matters.

Clerk Of Course :	Stewards :	Timekeeper : <i>Craig Smith</i>
-------------------	------------	------------------------------------

Results can be found at www.tsl-timing.com

Printed - 13:01 Saturday, 01 July 2023



BMCRC - MRO Championships 2023 - Rnd 5 @ Cadwell Park

BMCRC F1 & F2 Sidecars

RACE 15 - CLASSIFICATION



POS	NO	CL	PIC NAME	ENTRY	LAPS	TIME	GAP	DIFF	MPH	BEST	ON
1	91	F1	1 WILLIAMS / PITT	LCR Yamaha -	6	9:52.911			79.41	1:36.791	3
2	33	F2	1 S. HEGARTY / NEAVE	Baker HONDA - Sean Hegarty Ltd	6	10:11.947	19.036	19.036	76.94	1:40.584	5
3	11	F1	2 GILBERT / HILDIGE	Ryde 1000 - West Ewell fencing	6	10:21.131	28.220	9.184	75.81	1:39.774	2
4	62	F1	3 WRIGHT / BAILEY	Ryde Yamaha - Stainless Steel Designs Ltd.	6	10:36.203	43.292	15.072	74.01	1:44.707	2
5	7	F2	2 PEARSON / WHEELER	LCR SUZUKI - ABS Racing	6	10:37.547	44.636	1.344	73.85	1:44.605	4
6	13	F2	3 M. HEGARTY / WHITNALL	Shelbourne HONDA - Mark Hegarty Surfacing	6	10:51.380	58.469	13.833	72.29	1:46.075	4
7	83	F2	4 BUCHANAN / EVANS	Lumley Kawasaki - Bull Inn Racing	6	10:51.910	58.999	0.530	72.23	1:46.756	2
8	58	F2	5 L. EASTELL / M. EASTELL	Shelbourne Yamaha - Lee Eastell Engineering servi	6	10:52.566	59.655	0.656	72.15	1:46.824	4
9	158	F2	6 SAUNDERS / STELL	Ireson YAMAHA - The Royal Oak Worleston	6	10:54.055	1:01.144	1.489	71.99	1:46.226	5
10	25	F1	4 MACLAURIN / HOPE	Ars1 YAMAHA R6 - Amr	6	11:04.253	1:11.342	10.198	70.88	1:49.034	6
11	121	F1	5 LAWRENCE / HUGHES	LCR YAMAHA - highfield transport, JHM autos	6	11:18.734	1:25.823	14.481	69.37	1:49.478	6
12	67	F1	6 JEFFREY / FIELD	Windle F1 - MJP/wesso Racing	6	11:42.640	1:49.729	23.906	67.01	1:55.153	2

NOT CLASSIFIED

DNF	93*	F1	HOLDEN / LAWRENCE	LCR KAWASAKI 600 - Holden racing	5	8:02.384	1 Lap	1 Lap	81.34	1:35.018	3
DNF	10	F1	WEBB / HOPE	LCR SUZUKI - N W Services	1	2:01.931	5 Laps	4 Laps	64.36		

FASTEST LAP

	93	F1	HOLDEN / LAWRENCE	LCR KAWASAKI 600 - Holden racing	3	1:35.018			82.59 mph	132.92 kph	
	33	F2	S. HEGARTY / NEAVE	Baker HONDA - Sean Hegarty Ltd	5	1:40.584			78.02 mph	125.56 kph	

* No. 93 - Please fit a working transponder
 Class F1 - 92.5% of Race Speed = 73.45 mph
 Class F2 - 92.5% of Race Speed = 71.16 mph

Weather / Track : Cloudy / Dry

These results are provisional until the conclusion of any judicial and technical matters.

Race Distance: 6 Laps / 13.08 miles

Cadwell Park: 2.1800 miles

Date: 01/07/2023 Start: 16:21 Finish: 16:31

Clerk Of Course :

Stewards :

Timekeeper :

Craig Smith

Results can be found at www.tsl-timing.com

Printed - 16:34 Saturday, 01 July 2023



BMCRC - MRO Championships 2023 - Rnd 5 @ Cadwell Park

BMCRC F1 & F2 Sidecars

RACE 15 - LAP CHART

LAP 1 @ 16:22:57.459

NO	BEHIND	LAP TIME
93		1:41.625
91	1.630	1:43.255
33	5.506	1:47.131
62	7.536	1:49.161
11	9.212	1:50.837
7	9.583	1:51.208
83	12.309	1:53.934
58	12.947	1:54.572
13	13.433	1:55.058
25	15.024	1:56.649
158	15.347	1:56.972
10	20.306	2:01.931
121	21.025	2:02.650
67	21.995	2:03.620

67 1:23.260 1:55.476

LAP 5 @ 16:29:18.218

NO	BEHIND	LAP TIME
93		1:35.452
91	12.045	1:37.013
33	28.681	1:40.584
11	32.946	1:43.404
62	47.609	1:45.867
7	49.035	1:45.119
83	1:00.869	1:47.719
13	1:01.278	1:47.592
158	1:02.025	1:46.226
58	1:02.939	1:47.652
25	1:12.835	1:50.145
121	1:26.872	1:49.942
67	1:44.117	1:56.309

LAP 2 @ 16:24:32.592

NO	BEHIND	LAP TIME
93		1:35.133
91	4.009	1:37.512
33	11.492	1:41.119
11	13.853	1:39.774
62	17.110	1:44.707
7	19.660	1:45.210
83	23.932	1:46.756
13	25.853	1:47.553
58	26.430	1:48.616
158	28.780	1:48.566
25	29.360	1:49.469
121	39.427	1:53.535
67	42.015	1:55.153

LAP 6 @ 16:31:08.745

NO	BEHIND	LAP TIME
91		1:38.482
33	19.036	1:40.882
11	28.220	1:45.801
62	43.292	1:46.210
7	44.636	1:46.128
13	58.469	1:47.718
83	58.999	1:48.657
58	59.655	1:47.243
158	1:01.144	1:49.646
25	1:11.342	1:49.034
121	1:25.823	1:49.478
67	1:49.729	1:56.139

LAP 3 @ 16:26:07.610

NO	BEHIND	LAP TIME
93		1:35.018
91	5.782	1:36.791
33	17.650	1:41.176
11	19.133	1:40.298
62	26.907	1:44.815
7	29.919	1:45.277
83	36.432	1:47.518
13	38.219	1:47.384
58	39.071	1:47.659
158	40.051	1:46.289
25	43.386	1:49.044
121	56.105	1:51.696
67	1:02.940	1:55.943

LAP 4 @ 16:27:42.766

NO	BEHIND	LAP TIME
93		1:35.156
91	10.484	1:39.858
33	23.549	1:41.055
11	24.994	1:41.017
62	37.194	1:45.443
7	39.368	1:44.605
83	48.602	1:47.326
13	49.138	1:46.075
58	50.739	1:46.824
158	51.251	1:46.356
25	58.142	1:49.912
121	1:12.382	1:51.433

Weather / Track : Cloudy / Dry

Results can be found at www.tsl-timing.com

Cadwell Park: 2.1800 miles
Date: 01/07/2023 Start: 16:21 Finish: 16:31

Printed - 16:34 Saturday, 01 July 2023

BMCRC - MRO Championships 2023 - Rnd 5 @ Cadwell Park

BMCRC F1 & F2 Sidecars

RACE 15 - POSITION CHART

No	Name	Lap						
		Pos	1	2	3	4	5	6
93	HOLDEN / LAWRENCE	1	93	93	93	93	93	91
91	WILLIAMS / PITT	2	91	91	91	91	91	33
33	S. HEGARTY / NEAVE	3	33	33	33	33	33	11
62	WRIGHT / BAILEY	4	62	11	11	11	11	62
7	PEARSON / WHEELER	5	11	62	62	62	62	7
158	SAUNDERS / STELL	6	7	7	7	7	7	13
83	BUCHANAN / EVANS	7	83	83	83	83	83	83
13	M. HEGARTY / WHITNA	8	58	13	13	13	13	58
11	GILBERT / HILDIGE	9	13	58	58	58	158	158
58	L. EASTELL / M. EASTE	10	25	158	158	158	58	25
25	MACLAURIN / HOPE	11	158	25	25	25	25	121
121	LAWRENCE / HUGHES	12	10	121	121	121	121	67
10	WEBB / HOPE	13	121	67	67	67	67	
67	JEFFREY / FIELD	14	67					

BMCRC - MRO Championships 2023 - Rnd 5 @ Cadwell Park

BMCRC F1 & F2 Sidecars

RACE 15 - SECTOR ANALYSIS



SECTOR 1 = FL to I1, SECTOR 2 = I1 to FL, DIFF = Difference To Personal Best Lap, P = Crossed Finish Line in Pit Lane, D = Time Disallowed

P1 91 F1 WILLIAMS / PITT		LCR Yamaha -				
IDEAL LAP TIME : 1:36.343		BEST LAP TIME : 1:36.791		DIFFERENCE : 0.448		
LAP	SECTOR 1	SECTOR 2	LAP TIME	MPH	DIFF	TIME OF DAY
1 -		41.667	1:43.255	76.00	6.464	16:22:59.089
2 -	55.607	41.905	1:37.512 (3)	80.48	0.721	16:24:36.601
3 -	56.027	40.764	1:36.791 (1)	81.08		16:26:13.392
4 -	55.579	44.279	1:39.858	78.59	3.067	16:27:53.250
5 -	55.989	41.024	1:37.013 (2)	80.89	0.222	16:29:30.263
6 -	55.882	42.600	1:38.482	79.69	1.691	16:31:08.745

P2 33 F2 S. HEGARTY / NEAVE		Baker HONDA - Sean Hegarty ltd				
IDEAL LAP TIME : 1:40.584		BEST LAP TIME : 1:40.584		DIFFERENCE : 0.000		
LAP	SECTOR 1	SECTOR 2	LAP TIME	MPH	DIFF	TIME OF DAY
1 -		43.180	1:47.131	73.25	6.547	16:23:02.965
2 -	58.450	42.669	1:41.119	77.61	0.535	16:24:44.084
3 -	58.597	42.579	1:41.176	77.56	0.592	16:26:25.260
4 -	58.341	42.714	1:41.055 (3)	77.66	0.471	16:28:06.315
5 -	58.177	42.407	1:40.584 (1)	78.02		16:29:46.899
6 -	58.194	42.688	1:40.882 (2)	77.79	0.298	16:31:27.781

P3 11 F1 GILBERT / HILDIGE		Ryde 1000 - West Ewell fencing				
IDEAL LAP TIME : 1:39.444		BEST LAP TIME : 1:39.774		DIFFERENCE : 0.330		
LAP	SECTOR 1	SECTOR 2	LAP TIME	MPH	DIFF	TIME OF DAY
1 -		42.740	1:50.837	70.80	11.063	16:23:06.671
2 -	57.367	42.407	1:39.774 (1)	78.65		16:24:46.445
3 -	57.037	43.261	1:40.298 (2)	78.24	0.524	16:26:26.743
4 -	57.790	43.227	1:41.017 (3)	77.69	1.243	16:28:07.760
5 -	58.760	44.644	1:43.404	75.89	3.630	16:29:51.164
6 -	59.294	46.507	1:45.801	74.17	6.027	16:31:36.965

P4 62 F1 WRIGHT / BAILEY		Ryde Yamaha - Stainless Steel Designs Ltd.				
IDEAL LAP TIME : 1:43.942		BEST LAP TIME : 1:44.707		DIFFERENCE : 0.765		
LAP	SECTOR 1	SECTOR 2	LAP TIME	MPH	DIFF	TIME OF DAY
1 -		43.849	1:49.161	71.89	4.454	16:23:04.995
2 -	1:00.093	44.614	1:44.707 (1)	74.95		16:24:49.702
3 -	1:00.605	44.210	1:44.815 (2)	74.87	0.108	16:26:34.517
4 -	1:01.068	44.375	1:45.443 (3)	74.42	0.736	16:28:19.960
5 -	1:00.695	45.172	1:45.867	74.13	1.160	16:30:05.827
6 -	1:01.020	45.190	1:46.210	73.89	1.503	16:31:52.037

P5 7 F2 PEARSON / WHEELER		LCR SUZUKI - ABS Racing				
IDEAL LAP TIME : 1:44.605		BEST LAP TIME : 1:44.605		DIFFERENCE : 0.000		
LAP	SECTOR 1	SECTOR 2	LAP TIME	MPH	DIFF	TIME OF DAY
1 -		44.539	1:51.208	70.57	6.603	16:23:07.042
2 -	1:00.994	44.216	1:45.210 (3)	74.59	0.605	16:24:52.252
3 -	1:01.014	44.263	1:45.277	74.54	0.672	16:26:37.529
4 -	1:00.570	44.035	1:44.605 (1)	75.02		16:28:22.134
5 -	1:00.770	44.349	1:45.119 (2)	74.65	0.514	16:30:07.253
6 -	1:01.028	45.100	1:46.128	73.94	1.523	16:31:53.381

P6 13 F2 M. HEGARTY / WHITNALL		Shelbourne HONDA - Mark Hegarty Surfacing				
IDEAL LAP TIME : 1:46.075		BEST LAP TIME : 1:46.075		DIFFERENCE : 0.000		
LAP	SECTOR 1	SECTOR 2	LAP TIME	MPH	DIFF	TIME OF DAY
1 -		45.298	1:55.058	68.20	8.983	16:23:10.892
2 -	1:02.303	45.250	1:47.553 (3)	72.96	1.478	16:24:58.445
3 -	1:02.136	45.248	1:47.384 (2)	73.08	1.309	16:26:45.829
4 -	1:01.464	44.611	1:46.075 (1)	73.98		16:28:31.904
5 -	1:01.783	45.809	1:47.592	72.94	1.517	16:30:19.496
6 -	1:02.033	45.685	1:47.718	72.85	1.643	16:32:07.214

BMCRC - MRO Championships 2023 - Rnd 5 @ Cadwell Park

BMCRC F1 & F2 Sidecars

RACE 15 - SECTOR ANALYSIS



SECTOR 1 = FL to I1, SECTOR 2 = I1 to FL, DIFF = Difference To Personal Best Lap, P = Crossed Finish Line in Pit Lane, D = Time Disallowed

P7 83 F2		BUCHANAN / EVANS		Lumley Kawasaki - Bull Inn Racing		
IDEAL LAP TIME : 1:46.672		BEST LAP TIME : 1:46.756		DIFFERENCE : 0.084		
LAP	SECTOR 1	SECTOR 2	LAP TIME	MPH	DIFF	TIME OF DAY
1 -		46.169	1:53.934	68.88	7.178	16:23:09.768
2 -	1:01.180	45.576	1:46.756 (1)	73.51		16:24:56.524
3 -	1:01.953	45.565	1:47.518 (3)	72.99	0.762	16:26:44.042
4 -	1:01.834	45.492	1:47.326 (2)	73.12	0.570	16:28:31.368
5 -	1:01.730	45.989	1:47.719	72.85	0.963	16:30:19.087
6 -	1:02.038	46.619	1:48.657	72.22	1.901	16:32:07.744

P8 58 F2		L EASTELL / M. EASTELL		Shelbourne Yamaha - Lee Eastell Engineering services ltd		
IDEAL LAP TIME : 1:46.695		BEST LAP TIME : 1:46.824		DIFFERENCE : 0.129		
LAP	SECTOR 1	SECTOR 2	LAP TIME	MPH	DIFF	TIME OF DAY
1 -		45.816	1:54.572	68.49	7.748	16:23:10.406
2 -	1:03.123	45.493	1:48.616	72.25	1.792	16:24:59.022
3 -	1:02.475	45.184	1:47.659	72.89	0.835	16:26:46.681
4 -	1:01.511	45.313	1:46.824 (1)	73.46		16:28:33.505
5 -	1:01.768	45.884	1:47.652 (3)	72.90	0.828	16:30:21.157
6 -	1:01.769	45.474	1:47.243 (2)	73.18	0.419	16:32:08.400

P9 158 F2		SAUNDERS / STELL		Ireson YAMAHA - The Royal Oak Worleston		
IDEAL LAP TIME : 1:45.626		BEST LAP TIME : 1:46.226		DIFFERENCE : 0.600		
LAP	SECTOR 1	SECTOR 2	LAP TIME	MPH	DIFF	TIME OF DAY
1 -		46.741	1:56.972	67.09	10.746	16:23:12.806
2 -	1:01.730	46.836	1:48.566	72.28	2.340	16:25:01.372
3 -	1:00.877	45.412	1:46.289 (2)	73.83	0.063	16:26:47.661
4 -	1:01.301	45.055	1:46.356 (3)	73.79	0.130	16:28:34.017
5 -	1:00.571	45.655	1:46.226 (1)	73.88		16:30:20.243
6 -	1:01.650	47.996	1:49.646	71.57	3.420	16:32:09.889

P10 25 F1		MACLAURIN / HOPE		Ars1 YAMAHA R6 - Amr		
IDEAL LAP TIME : 1:48.813		BEST LAP TIME : 1:49.034		DIFFERENCE : 0.221		
LAP	SECTOR 1	SECTOR 2	LAP TIME	MPH	DIFF	TIME OF DAY
1 -		46.417	1:56.649	67.27	7.615	16:23:12.483
2 -	1:03.642	45.827	1:49.469 (3)	71.69	0.435	16:25:01.952
3 -	1:03.026	46.018	1:49.044 (2)	71.97	0.010	16:26:50.996
4 -	1:03.393	46.519	1:49.912	71.40	0.878	16:28:40.908
5 -	1:04.035	46.110	1:50.145	71.25	1.111	16:30:31.053
6 -	1:02.986	46.048	1:49.034 (1)	71.97		16:32:20.087

P11 121 F1		LAWRENCE / HUGHES		LCR YAMAHA - highfield transport, JHM autos		
IDEAL LAP TIME : 1:49.460		BEST LAP TIME : 1:49.478		DIFFERENCE : 0.018		
LAP	SECTOR 1	SECTOR 2	LAP TIME	MPH	DIFF	TIME OF DAY
1 -		47.684	2:02.650	63.98	13.172	16:23:18.484
2 -	1:06.030	47.505	1:53.535	69.12	4.057	16:25:12.019
3 -	1:04.870	46.826	1:51.696	70.26	2.218	16:27:03.715
4 -	1:04.730	46.703	1:51.433 (3)	70.42	1.955	16:28:55.148
5 -	1:03.749	46.193	1:49.942 (2)	71.38	0.464	16:30:45.090
6 -	1:03.767	45.711	1:49.478 (1)	71.68		16:32:34.568

P12 67 F1		JEFFREY / FIELD		Windle F1 - MJp/wesso Racing		
IDEAL LAP TIME : 1:54.778		BEST LAP TIME : 1:55.153		DIFFERENCE : 0.375		
LAP	SECTOR 1	SECTOR 2	LAP TIME	MPH	DIFF	TIME OF DAY
1 -		48.181	2:03.620	63.48	8.467	16:23:19.454
2 -	1:07.362	47.791	1:55.153 (1)	68.15		16:25:14.607
3 -	1:08.097	47.846	1:55.943 (3)	67.68	0.790	16:27:10.550
4 -	1:08.060	47.416	1:55.476 (2)	67.96	0.323	16:29:06.026
5 -	1:08.327	47.982	1:56.309	67.47	1.156	16:31:02.335
6 -	1:07.992	48.147	1:56.139	67.57	0.986	16:32:58.474

BMCRC - MRO Championships 2023 - Rnd 5 @ Cadwell Park

BMCRC F1 & F2 Sidecars

RACE 15 - SECTOR ANALYSIS



SECTOR 1 = FL to I1, SECTOR 2 = I1 to FL, DIFF = Difference To Personal Best Lap, P = Crossed Finish Line in Pit Lane, D = Time Disallowed

P13 93 F1 HOLDEN / LAWRENCE		LCR KAWASAKI 600 - Holden racing				
IDEAL LAP TIME :		BEST LAP TIME : 1:35.018		DIFFERENCE :		
LAP	SECTOR 1	SECTOR 2	LAP TIME	MPH	DIFF	TIME OF DAY
1 -			1:41.625	77.22	6.607	16:22:57.459
2 -			1:35.133 (2)	82.49	0.115	16:24:32.592
3 -			1:35.018 (1)	82.59		16:26:07.610
4 -			1:35.156 (3)	82.47	0.138	16:27:42.766
5 -			1:35.452	82.22	0.434	16:29:18.218

P14 10 F1 WEBB / HOPE		LCR SUZUKI - N W Services				
IDEAL LAP TIME : 2:11.879		BEST LAP TIME :		DIFFERENCE :		
LAP	SECTOR 1	SECTOR 2	LAP TIME	MPH	DIFF	TIME OF DAY
1 -		47.853	2:01.931	64.36		16:23:17.765

BMCRC - MRO Championships 2023 - Rnd 5 @ Cadwell Park

BMCRC F1 & F2 Sidecars

RACE 15 - BEST SECTORS

SECTOR 1			SECTOR 2			IDEAL / BEST COMPARISON						
POS	NO	NAME	TIME	NO	NAME	TIME	POS	NO	NAME	IDEAL	BEST	DIFF
									PERFECT LAP	1:36.343		
1	91	WILLIAMS / PITT	55.579	91	WILLIAMS / PITT	40.764	1	91	WILLIAMS / PITT	1:36.343	1:36.791	0.448
2	11	GILBERT / HILDIGE	57.037	33	S. HEGARTY / NEAVE	42.407	2	11	GILBERT / HILDIGE	1:39.444	1:39.774	0.330
3	33	S. HEGARTY / NEAVE	58.177	11	GILBERT / HILDIGE	42.407	3	33	S. HEGARTY / NEAVE	1:40.584	1:40.584	0.000
4	62	WRIGHT / BAILEY	1:00.093	62	WRIGHT / BAILEY	43.849	4	62	WRIGHT / BAILEY	1:43.942	1:44.707	0.765
5	7	PEARSON / WHEELER	1:00.570	7	PEARSON / WHEELER	44.035	5	7	PEARSON / WHEELER	1:44.605	1:44.605	0.000
6	158	SAUNDERS / STELL	1:00.571	13	M. HEGARTY / WHITNALL	44.611	6	158	SAUNDERS / STELL	1:45.626	1:46.226	0.600
7	83	BUCHANAN / EVANS	1:01.180	158	SAUNDERS / STELL	45.055	7	13	M. HEGARTY / WHITNALL	1:46.075	1:46.075	0.000
8	13	M. HEGARTY / WHITNALL	1:01.464	58	L. EASTELL / M. EASTELL	45.184	8	83	BUCHANAN / EVANS	1:46.672	1:46.756	0.084
9	58	L. EASTELL / M. EASTELL	1:01.511	83	BUCHANAN / EVANS	45.492	9	58	L. EASTELL / M. EASTELL	1:46.695	1:46.824	0.129
10	25	MACLAURIN / HOPE	1:02.986	121	LAWRENCE / HUGHES	45.711	10	25	MACLAURIN / HOPE	1:48.813	1:49.034	0.221
11	121	LAWRENCE / HUGHES	1:03.749	25	MACLAURIN / HOPE	45.827	11	121	LAWRENCE / HUGHES	1:49.460	1:49.478	0.018
12	67	JEFFREY / FIELD	1:07.362	67	JEFFREY / FIELD	47.416	12	67	JEFFREY / FIELD	1:54.778	1:55.153	0.375
13	10	WEBB / HOPE	1:24.026	10	WEBB / HOPE	47.853	13	10	WEBB / HOPE	2:11.879		
14							14	93	HOLDEN / LAWRENCE		1:35.018	

BMCRC - MRO Championships 2023 - Rnd 5 @ Cadwell Park

BMCRC F1 & F2 Sidecars

RACE 15 - STATISTICS

Competitors Started 14
Planned Start 2023-07-01 @ 16:40:00.000
Actual Start 2023-07-01 @ 16:21:15.833
Finish Time 2023-07-01 @ 16:31:08.744
Track Length 2.1800mi.
Total Laps 78
Total Distance Covered 170.0414mi.

Session Fastest Lap History

NO	CL	NAME	LAP TIME	TIME OF DAY	LAP	VEHICLE
93	F1	HOLDEN / LAWRENCE	1:35.133	16:24:32.592	2	LCR KAWASAKI 600
93	F1	HOLDEN / LAWRENCE	1:35.018	16:26:07.610	3	LCR KAWASAKI 600

Session Leader History

NO	CL	NAME	FROM LAP	LAPS LED	DISTANCE	VEHICLE
93	F1	HOLDEN / LAWRENCE	1	5	10.90 miles	LCR KAWASAKI 600
91	F1	WILLIAMS / PITT	6	1	2.18 miles	LCR Yamaha

Flag History

TYPE	TIME OF DAY
GREEN	16:21:15.833
FINISH	16:31:08.744

Flag Statistics

TYPE	COUNT	TOTAL LAPS	TOTAL TIME
Green	1	6	11:45.239
Red	0	0	0.000
Safety Car	0	0	0.000
FCY	0	0	0.000

BMCRC - MRO Championships 2023 - Rnd 5 @ Cadwell Park

BMCRC F1 & F2 Sidecars

RACE 15 - STATISTICS

CLASS : F1

8 Starters

Fastest Lap History

NO	NAME	LAP TIME	TIME OF DAY	LAP	VEHICLE
93	HOLDEN / LAWRENCE	1:35.133	16:24:32.592	2	LCR KAWASAKI 600
93	HOLDEN / LAWRENCE	1:35.018	16:26:07.610	3	LCR KAWASAKI 600

Leader History

NO	NAME	FROM LAP	LAPS LED	DISTANCE	VEHICLE
93	HOLDEN / LAWRENCE	1	5	10.90 miles	LCR KAWASAKI 600
91	WILLIAMS / PITT	6	1	2.18 miles	LCR Yamaha

BMCRC - MRO Championships 2023 - Rnd 5 @ Cadwell Park

BMCRC F1 & F2 Sidecars

RACE 15 - STATISTICS

CLASS : F2

6 Starters

Fastest Lap History

NO	NAME	LAP TIME	TIME OF DAY	LAP	VEHICLE
33	S. HEGARTY / NEAVE	1:41.119	16:24:44.122	2	Baker HONDA
33	S. HEGARTY / NEAVE	1:41.055	16:28:06.354	4	Baker HONDA
33	S. HEGARTY / NEAVE	1:40.584	16:29:46.938	5	Baker HONDA

Leader History

NO	NAME	FROM LAP	LAPS LED	DISTANCE	VEHICLE
33	S. HEGARTY / NEAVE	1	6	13.08 miles	Baker HONDA

BMCRC - MRO Championships 2023 - Rnd 5 @ Cadwell Park

BMCRC F1 & F2 Sidecars

RACE 4 - GRID (8 Laps)



ROW 8	15	21	KING / SIGSWORTH	16	84	S. LAIDLLOW / J. LAIDLLOW
ROW 7	13	67	JEFFREY / FIELD 1:55.153	14	10	WEBB / HOPE
ROW 6	11	25	MACLAURIN / HOPE 1:49.034	12	121	LAWRENCE / HUGHES 1:49.478
ROW 5	9	83	BUCHANAN / EVANS 1:46.756	10	58	L. EASTELL / M. EASTELL 1:46.824
ROW 4	7	13	M. HEGARTY / WHITNALL 1:46.075	8	158	SAUNDERS / STELL 1:46.226
ROW 3	5	7	PEARSON / WHEELER 1:44.605	6	62	WRIGHT / BAILEY 1:44.707
ROW 2	3	11	GILBERT / HILDIGE 1:39.774	4	33	S. HEGARTY / NEAVE 1:40.584
ROW 1	1	93	HOLDEN / LAWRENCE 1:35.018	2	91	WILLIAMS / PITT 1:36.791
Pole						

Cadwell Park: 2.1800 miles

These results are provisional until the conclusion of any judicial and technical matters.

Clerk Of Course :	Stewards :	Timekeeper : <i>Craig Smith</i>
-------------------	------------	------------------------------------

Results can be found at www.tsl-timing.com

Printed - 16:35 Saturday, 01 July 2023



BMCRC - MRO Championships 2023 - Rnd 5 @ Cadwell Park

BMCRC F1 & F2 Sidecars

RACE 4 - CLASSIFICATION



POS	NO	CL	PIC NAME	ENTRY	LAPS	TIME	GAP	DIFF	MPH	BEST	ON
1	91	F1	1 WILLIAMS / PITT	LCR Yamaha -	8	13:20.300			78.45	1:36.086	3
2	33	F2	1 S. HEGARTY / NEAVE	Baker HONDA - Sean Hegarty Ltd	8	13:31.685	11.385	11.385	77.35	1:40.401	2
3	11	F1	2 GILBERT / HILDIGE	Ryde 1000 - West Ewell fencing	8	13:55.218	34.918	23.533	75.17	1:41.658	2
4	7	F2	2 PEARSON / WHEELER	LCR SUZUKI - ABS Racing	8	14:08.690	48.390	13.472	73.97	1:44.116	6
5	62	F1	3 WRIGHT / BAILEY	Ryde Yamaha - Stainless Steel Designs Ltd.	8	14:08.806	48.506	0.116	73.96	1:44.115	2
6	158	F2	3 SAUNDERS / STELL	Ireson YAMAHA - The Royal Oak Worleston	8	14:11.654	51.354	2.848	73.72	1:45.102	6
7	58	F2	4 L. EASTELL / M. EASTELL	Shelbourne Yamaha - Lee Eastell Engineering servi	8	14:17.051	56.751	5.397	73.25	1:45.570	5
8	13	F2	5 M. HEGARTY / WHITNALL	Shelbourne HONDA - Mark Hegarty Surfacing	8	14:19.730	59.430	2.679	73.02	1:46.057	5
9	83	F2	6 BUCHANAN / EVANS	Lumley Kawasaki - Bull Inn Racing	8	14:22.424	1:02.124	2.694	72.80	1:46.491	2
10	21	F2	7 KING / SIGSWORTH	Lumley Ireson F2 - Townsend Motors	8	14:33.859	1:13.559	11.435	71.84	1:45.802	3
11	25	F1	4 MACLAURIN / HOPE	Ars1 YAMAHA R6 - Amr	8	14:35.205	1:14.905	1.346	71.73	1:46.329	2
12	121	F1	5 LAWRENCE / HUGHES	LCR YAMAHA - highfield transport, JHM autos	8	14:37.120	1:16.820	1.915	71.58	1:47.340	2
13	67	F1	6 JEFFREY / FIELD	Windle F1 - MJP/wesso Racing	7	13:42.916	1 Lap	1 Lap	66.75	1:55.677	4

NOT CLASSIFIED

DNF	93	F1	HOLDEN / LAWRENCE	LCR KAWASAKI 600 - Holden racing	7	11:39.420	1 Lap		78.54	1:34.274	5
-----	----	----	-------------------	----------------------------------	---	-----------	-------	--	-------	----------	---

FASTEST LAP

	93	F1	HOLDEN / LAWRENCE	LCR KAWASAKI 600 - Holden racing	5	1:34.274			83.24 mph	133.97 kph	
	33	F2	S. HEGARTY / NEAVE	Baker HONDA - Sean Hegarty Ltd	2	1:40.401			78.16 mph	125.79 kph	

Class F1 - 92.5% of Race Speed = 72.56 mph

Class F2 - 92.5% of Race Speed = 71.54 mph

Weather / Track : Cloudy / Dry

These results are provisional until the conclusion of any judicial and technical matters.

Race Distance: 8 Laps / 17.44 miles

Cadwell Park: 2.1800 miles

Date: 02/07/2023 Start: 10:42 Finish: 10:56

Clerk Of Course :	Stewards :	Timekeeper : <i>Craig Smith</i>
-------------------	------------	------------------------------------

Results can be found at www.tsl-timing.com

Printed - 10:58 Sunday, 02 July 2023



BMCRC - MRO Championships 2023 - Rnd 5 @ Cadwell Park

BMCRC F1 & F2 Sidecars

RACE 4 - LAP CHART

LAP 1 @ 10:44:32.688

NO	BEHIND	LAP TIME
93		1:41.339
91	1.664	1:43.003
33	5.104	1:46.443
11	7.045	1:48.384
158	10.595	1:51.934
62	10.924	1:52.263
58	11.005	1:52.344
13	11.809	1:53.148
83	13.009	1:54.348
7	13.329	1:54.668
21	14.672	1:56.011
25	15.170	1:56.509
121	17.123	1:58.462
67	21.638	2:02.977

LAP 2 @ 10:46:07.605

NO	BEHIND	LAP TIME
93		1:34.917
91	3.150	1:36.403
33	10.588	1:40.401
11	13.786	1:41.658
62	20.122	1:44.115
158	22.716	1:47.038
58	23.115	1:47.027
13	23.696	1:46.804
7	23.940	1:45.528
83	24.583	1:46.491
21	25.857	1:46.102
25	26.582	1:46.329
121	29.546	1:47.340
67	44.724	1:58.003

LAP 3 @ 10:47:42.365

NO	BEHIND	LAP TIME
93		1:34.760
91	4.476	1:36.086
33	16.533	1:40.705
11	21.121	1:42.095
62	29.671	1:44.309
158	33.195	1:45.239
58	34.861	1:46.506
7	35.276	1:46.096
13	35.954	1:47.018
83	36.692	1:46.869
21	36.899	1:45.802
25	38.598	1:46.776
121	43.612	1:48.826
67	1:06.722	1:56.758

LAP 4 @ 10:49:16.707

NO	BEHIND	LAP TIME
93		1:34.342
91	6.306	1:36.172
33	23.112	1:40.921
11	29.739	1:42.960
62	41.358	1:46.029
158	44.389	1:45.536
7	45.330	1:44.396
58	47.488	1:46.969
13	48.265	1:46.653
83	49.165	1:46.815

21	49.559	1:47.002
25	50.864	1:46.608
121	57.839	1:48.569
67	1:28.057	1:55.677

158	51.354	1:45.300
58	56.751	1:46.828
13	59.430	1:46.981
83	1:02.124	1:46.629
21	1:13.559	1:51.196
25	1:14.905	1:49.826
121	1:16.820	1:47.792

LAP 5 @ 10:50:50.981

NO	BEHIND	LAP TIME
93		1:34.274
91	14.527	1:42.495
33	29.430	1:40.592
11	39.227	1:43.762
62	53.079	1:45.995
7	55.208	1:44.152
158	55.660	1:45.545
58	58.784	1:45.570
13	1:00.048	1:46.057
83	1:01.673	1:46.782
21	1:01.816	1:46.531
25	1:04.382	1:47.792
121	1:11.896	1:48.331
67	1:50.053	1:56.270

LAP 6 @ 10:52:47.236

NO	BEHIND	LAP TIME
91		1:41.728
93	7.973	2:04.228
33	14.580	1:41.405
11	28.215	1:45.243
62	42.418	1:45.594
7	43.069	1:44.116
158	44.507	1:45.102
58	48.651	1:46.122
13	49.856	1:46.063
83	52.744	1:47.326
21	52.845	1:47.284
25	58.017	1:49.890
121	1:04.418	1:48.777

LAP 7 @ 10:54:29.785

NO	BEHIND	LAP TIME
91		1:42.549
93	0.984	1:35.560
67	1 Lap	1:56.721
33	12.607	1:40.576
11	30.168	1:44.502
7	45.492	1:44.972
62	45.574	1:45.705
158	47.918	1:45.960
58	51.787	1:45.685
13	54.313	1:47.006
83	57.359	1:47.164
21	1:04.227	1:53.931
25	1:06.943	1:51.475
121	1:10.892	1:49.023

LAP 8 @ 10:56:11.649

NO	BEHIND	LAP TIME
91		1:41.864
33	11.385	1:40.642
67	1 Lap	1:56.510
11	34.918	1:46.614
7	48.390	1:44.762
62	48.506	1:44.796

BMCRC - MRO Championships 2023 - Rnd 5 @ Cadwell Park

BMCRC F1 & F2 Sidecars

RACE 4 - POSITION CHART

No	Name	Lap								
		Pos	1	2	3	4	5	6	7	8
93	HOLDEN / LAWRENCE	1	93	93	93	93	93	91	91	91
91	WILLIAMS / PITT	2	91	91	91	91	91	93	93	33
11	GILBERT / HILDIGE	3	33	33	33	33	33	33	33	11
33	S. HEGARTY / NEAVE	4	11	11	11	11	11	11	11	7
7	PEARSON / WHEELER	5	158	62	62	62	62	62	7	62
62	WRIGHT / BAILEY	6	62	158	158	158	7	7	62	158
13	M. HEGARTY / WHITNA	7	58	58	58	7	158	158	158	58
158	SAUNDERS / STELL	8	13	13	7	58	58	58	58	13
83	BUCHANAN / EVANS	9	83	7	13	13	13	13	13	83
58	L. EASTELL / M. EASTE	10	7	83	83	83	83	83	83	21
25	MACLAURIN / HOPE	11	21	21	21	21	21	21	21	25
121	LAWRENCE / HUGHES	12	25	25	25	25	25	25	25	121
67	JEFFREY / FIELD	13	121	121	121	121	121	121	121	
21	KING / SIGSWORTH	14	67	67	67	67	67	67	67	

BMCRC - MRO Championships 2023 - Rnd 5 @ Cadwell Park

BMCRC F1 & F2 Sidecars

RACE 4 - SECTOR ANALYSIS



SECTOR 1 = FL to I1, SECTOR 2 = I1 to FL, DIFF = Difference To Personal Best Lap, P = Crossed Finish Line in Pit Lane, D = Time Disallowed

P1 91 F1 WILLIAMS / PITT		LCR Yamaha -				
IDEAL LAP TIME : 1:35.990		BEST LAP TIME : 1:36.086				
		DIFFERENCE : 0.096				
LAP	SECTOR 1	SECTOR 2	LAP TIME	MPH	DIFF	TIME OF DAY
1 -		41.440	1:43.003	76.19	6.917	10:44:34.352
2 -	55.557	40.846	1:36.403 (3)	81.40	0.317	10:46:10.755
3 -	55.399	40.687	1:36.086 (1)	81.67		10:47:46.841
4 -	55.581	40.591	1:36.172 (2)	81.60	0.086	10:49:23.013
5 -	59.869	42.626	1:42.495	76.57	6.409	10:51:05.508
6 -	58.685	43.043	1:41.728	77.14	5.642	10:52:47.236
7 -	1:00.155	42.394	1:42.549	76.52	6.463	10:54:29.785
8 -	58.261	43.603	1:41.864	77.04	5.778	10:56:11.649

P2 33 F2 S. HEGARTY / NEAVE		Baker HONDA - Sean Hegarty ltd				
IDEAL LAP TIME : 1:40.148		BEST LAP TIME : 1:40.401				
		DIFFERENCE : 0.253				
LAP	SECTOR 1	SECTOR 2	LAP TIME	MPH	DIFF	TIME OF DAY
1 -		42.643	1:46.443	73.72	6.042	10:44:37.792
2 -	58.134	42.267	1:40.401 (1)	78.16		10:46:18.193
3 -	57.881	42.824	1:40.705	77.93	0.304	10:47:58.898
4 -	58.244	42.677	1:40.921	77.76	0.520	10:49:39.819
5 -	57.996	42.596	1:40.592 (3)	78.01	0.191	10:51:20.411
6 -	58.452	42.953	1:41.405	77.39	1.004	10:53:01.816
7 -	58.019	42.557	1:40.576 (2)	78.03	0.175	10:54:42.392
8 -	58.094	42.548	1:40.642	77.98	0.241	10:56:23.034

P3 11 F1 GILBERT / HILDIGE		Ryde 1000 - West Ewell fencing				
IDEAL LAP TIME : 1:41.368		BEST LAP TIME : 1:41.658				
		DIFFERENCE : 0.290				
LAP	SECTOR 1	SECTOR 2	LAP TIME	MPH	DIFF	TIME OF DAY
1 -		43.447	1:48.384	72.40	6.726	10:44:39.733
2 -	57.921	43.737	1:41.658 (1)	77.20		10:46:21.391
3 -	58.199	43.896	1:42.095 (2)	76.87	0.437	10:48:03.486
4 -	58.756	44.204	1:42.960 (3)	76.22	1.302	10:49:46.446
5 -	58.854	44.908	1:43.762	75.63	2.104	10:51:30.208
6 -	1:00.069	45.174	1:45.243	74.57	3.585	10:53:15.451
7 -	59.314	45.188	1:44.502	75.09	2.844	10:54:59.953
8 -	1:00.311	46.303	1:46.614	73.61	4.956	10:56:46.567

P4 7 F2 PEARSON / WHEELER		LCR SUZUKI - ABS Racing				
IDEAL LAP TIME : 1:44.012		BEST LAP TIME : 1:44.116				
		DIFFERENCE : 0.104				
LAP	SECTOR 1	SECTOR 2	LAP TIME	MPH	DIFF	TIME OF DAY
1 -		45.521	1:54.668	68.44	10.552	10:44:46.017
2 -	1:00.493	45.035	1:45.528	74.36	1.412	10:46:31.545
3 -	1:00.684	45.412	1:46.096	73.97	1.980	10:48:17.641
4 -	1:00.348	44.048	1:44.396 (3)	75.17	0.280	10:50:02.037
5 -	1:00.080	44.072	1:44.152 (2)	75.35	0.036	10:51:46.189
6 -	59.964	44.152	1:44.116 (1)	75.37		10:53:30.305
7 -	1:00.450	44.522	1:44.972	74.76	0.856	10:55:15.277
8 -	1:00.567	44.195	1:44.762	74.91	0.646	10:57:00.039

P5 62 F1 WRIGHT / BAILEY		Ryde Yamaha - Stainless Steel Designs Ltd.				
IDEAL LAP TIME : 1:43.217		BEST LAP TIME : 1:44.115				
		DIFFERENCE : 0.898				
LAP	SECTOR 1	SECTOR 2	LAP TIME	MPH	DIFF	TIME OF DAY
1 -		44.512	1:52.263	69.90	8.148	10:44:43.612
2 -	59.694	44.421	1:44.115 (1)	75.37		10:46:27.727
3 -	1:00.056	44.253	1:44.309 (2)	75.23	0.194	10:48:12.036
4 -	1:01.423	44.606	1:46.029	74.01	1.914	10:49:58.065
5 -	1:00.727	45.268	1:45.995	74.04	1.880	10:51:44.060
6 -	1:01.308	44.286	1:45.594	74.32	1.479	10:53:29.654
7 -	1:00.828	44.877	1:45.705	74.24	1.590	10:55:15.359
8 -	1:01.273	43.523	1:44.796 (3)	74.88	0.681	10:57:00.155

BMCRC - MRO Championships 2023 - Rnd 5 @ Cadwell Park

BMCRC F1 & F2 Sidecars

RACE 4 - SECTOR ANALYSIS



SECTOR 1 = FL to I1, SECTOR 2 = I1 to FL, DIFF = Difference To Personal Best Lap, P = Crossed Finish Line in Pit Lane, D = Time Disallowed

P6 158 F2 SAUNDERS / STELL		Ireson YAMAHA - The Royal Oak Worleston				
IDEAL LAP TIME : 1:44.837		BEST LAP TIME : 1:45.102		DIFFERENCE : 0.265		
LAP	SECTOR 1	SECTOR 2	LAP TIME	MPH	DIFF	TIME OF DAY
1 -		45.801	1:51.934	70.11	6.832	10:44:43.283
2 -	1:01.088	45.950	1:47.038	73.32	1.936	10:46:30.321
3 -	1:00.183	45.056	1:45.239 (2)	74.57	0.137	10:48:15.560
4 -	1:00.277	45.259	1:45.536	74.36	0.434	10:50:01.096
5 -	1:00.153	45.392	1:45.545	74.35	0.443	10:51:46.641
6 -	1:00.294	44.808	1:45.102 (1)	74.67		10:53:31.743
7 -	1:00.690	45.270	1:45.960	74.06	0.858	10:55:17.703
8 -	1:00.029	45.271	1:45.300 (3)	74.53	0.198	10:57:03.003

P7 58 F2 L EASTELL / M. EASTELL		Shelbourne Yamaha - Lee Eastell Engineering services ltd				
IDEAL LAP TIME : 1:45.366		BEST LAP TIME : 1:45.570		DIFFERENCE : 0.204		
LAP	SECTOR 1	SECTOR 2	LAP TIME	MPH	DIFF	TIME OF DAY
1 -		45.531	1:52.344	69.85	6.774	10:44:43.693
2 -	1:01.677	45.350	1:47.027	73.32	1.457	10:46:30.720
3 -	1:01.339	45.167	1:46.506	73.68	0.936	10:48:17.226
4 -	1:02.009	44.960	1:46.969	73.36	1.399	10:50:04.195
5 -	1:00.989	44.581	1:45.570 (1)	74.33		10:51:49.765
6 -	1:00.785	45.337	1:46.122 (3)	73.95	0.552	10:53:35.887
7 -	1:00.994	44.691	1:45.685 (2)	74.25	0.115	10:55:21.572
8 -	1:01.435	45.393	1:46.828	73.46	1.258	10:57:08.400

P8 13 F2 M. HEGARTY / WHITNALL		Shelbourne HONDA - Mark Hegarty Surfacing				
IDEAL LAP TIME : 1:45.951		BEST LAP TIME : 1:46.057		DIFFERENCE : 0.106		
LAP	SECTOR 1	SECTOR 2	LAP TIME	MPH	DIFF	TIME OF DAY
1 -		44.886	1:53.148	69.36	7.091	10:44:44.497
2 -	1:01.731	45.073	1:46.804	73.48	0.747	10:46:31.301
3 -	1:01.606	45.412	1:47.018	73.33	0.961	10:48:18.319
4 -	1:01.759	44.894	1:46.653 (3)	73.58	0.596	10:50:04.972
5 -	1:01.374	44.683	1:46.057 (1)	73.99		10:51:51.029
6 -	1:01.268	44.795	1:46.063 (2)	73.99	0.006	10:53:37.092
7 -	1:01.749	45.257	1:47.006	73.34	0.949	10:55:24.098
8 -	1:01.711	45.270	1:46.981	73.35	0.924	10:57:11.079

P9 83 F2 BUCHANAN / EVANS		Lumley Kawasaki - Bull Inn Racing				
IDEAL LAP TIME : 1:45.997		BEST LAP TIME : 1:46.491		DIFFERENCE : 0.494		
LAP	SECTOR 1	SECTOR 2	LAP TIME	MPH	DIFF	TIME OF DAY
1 -		45.536	1:54.348	68.63	7.857	10:44:45.697
2 -	1:01.036	45.455	1:46.491 (1)	73.69		10:46:32.188
3 -	1:01.254	45.615	1:46.869	73.43	0.378	10:48:19.057
4 -	1:01.542	45.273	1:46.815	73.47	0.324	10:50:05.872
5 -	1:00.863	45.919	1:46.782 (3)	73.49	0.291	10:51:52.654
6 -	1:01.421	45.905	1:47.326	73.12	0.835	10:53:39.980
7 -	1:01.464	45.700	1:47.164	73.23	0.673	10:55:27.144
8 -	1:01.495	45.134	1:46.629 (2)	73.60	0.138	10:57:13.773

P10 21 F2 KING / SIGSWORTH		Lumley Ireson F2 - Townsend Motors				
IDEAL LAP TIME : 1:45.802		BEST LAP TIME : 1:45.802		DIFFERENCE : 0.000		
LAP	SECTOR 1	SECTOR 2	LAP TIME	MPH	DIFF	TIME OF DAY
1 -		45.698	1:56.011	67.64	10.209	10:44:47.360
2 -	1:01.138	44.964	1:46.102 (2)	73.96	0.300	10:46:33.462
3 -	1:00.892	44.910	1:45.802 (1)	74.17		10:48:19.264
4 -	1:01.932	45.070	1:47.002	73.34	1.200	10:50:06.266
5 -	1:00.988	45.543	1:46.531 (3)	73.66	0.729	10:51:52.797
6 -	1:02.049	45.235	1:47.284	73.15	1.482	10:53:40.081
7 -	1:05.015	48.916	1:53.931	68.88	8.129	10:55:34.012
8 -	1:03.539	47.657	1:51.196	70.57	5.394	10:57:25.208

BMCRC - MRO Championships 2023 - Rnd 5 @ Cadwell Park

BMCRC F1 & F2 Sidecars

RACE 4 - SECTOR ANALYSIS



SECTOR 1 = FL to I1, SECTOR 2 = I1 to FL, DIFF = Difference To Personal Best Lap, P = Crossed Finish Line in Pit Lane, D = Time Disallowed

P11 25 F1		MACLAURIN / HOPE		Ars1 YAMAHA R6 - Amr		
IDEAL LAP TIME : 1:46.290		BEST LAP TIME : 1:46.329		DIFFERENCE : 0.039		
LAP	SECTOR 1	SECTOR 2	LAP TIME	MPH	DIFF	TIME OF DAY
1 -		45.862	1:56.509	67.35	10.180	10:44:47.858
2 -	1:01.589	44.740	1:46.329 (1)	73.80		10:46:34.187
3 -	1:01.550	45.226	1:46.776 (3)	73.50	0.447	10:48:20.963
4 -	1:01.835	44.773	1:46.608 (2)	73.61	0.279	10:50:07.571
5 -	1:01.776	46.016	1:47.792	72.80	1.463	10:51:55.363
6 -	1:03.743	46.147	1:49.890	71.41	3.561	10:53:45.253
7 -	1:04.691	46.784	1:51.475	70.40	5.146	10:55:36.728
8 -	1:04.254	45.572	1:49.826	71.45	3.497	10:57:26.554

P12 121 F1		LAWRENCE / HUGHES		LCR YAMAHA - highfield transport, JHM autos		
IDEAL LAP TIME : 1:47.032		BEST LAP TIME : 1:47.340		DIFFERENCE : 0.308		
LAP	SECTOR 1	SECTOR 2	LAP TIME	MPH	DIFF	TIME OF DAY
1 -		46.428	1:58.462	66.24	11.122	10:44:49.811
2 -	1:01.705	45.635	1:47.340 (1)	73.11		10:46:37.151
3 -	1:02.829	45.997	1:48.826	72.11	1.486	10:48:25.977
4 -	1:02.763	45.806	1:48.569	72.28	1.229	10:50:14.546
5 -	1:02.961	45.370	1:48.331 (3)	72.44	0.991	10:52:02.877
6 -	1:03.344	45.433	1:48.777	72.14	1.437	10:53:51.654
7 -	1:03.394	45.629	1:49.023	71.98	1.683	10:55:40.677
8 -	1:02.465	45.327	1:47.792 (2)	72.80	0.452	10:57:28.469

P13 67 F1		JEFFREY / FIELD		Windle F1 - MJP/wesso Racing		
IDEAL LAP TIME : 1:55.569		BEST LAP TIME : 1:55.677		DIFFERENCE : 0.108		
LAP	SECTOR 1	SECTOR 2	LAP TIME	MPH	DIFF	TIME OF DAY
1 -		48.356	2:02.977	63.81	7.300	10:44:54.326
2 -	1:09.024	48.979	1:58.003	66.50	2.326	10:46:52.329
3 -	1:08.817	47.941	1:56.758	67.21	1.081	10:48:49.087
4 -	1:08.274	47.403	1:55.677 (1)	67.84		10:50:44.764
5 -	1:08.166	48.104	1:56.270 (2)	67.49	0.593	10:52:41.034
6 -	1:08.266	48.455	1:56.721	67.23	1.044	10:54:37.755
7 -	1:09.041	47.469	1:56.510 (3)	67.35	0.833	10:56:34.265

P14 93 F1		HOLDEN / LAWRENCE		LCR KAWASAKI 600 - Holden racing		
IDEAL LAP TIME : 1:34.109		BEST LAP TIME : 1:34.274		DIFFERENCE : 0.165		
LAP	SECTOR 1	SECTOR 2	LAP TIME	MPH	DIFF	TIME OF DAY
1 -		40.465	1:41.339	77.44	7.065	10:44:32.688
2 -	54.781	40.136	1:34.917	82.68	0.643	10:46:07.605
3 -	54.619	40.141	1:34.760 (3)	82.82	0.486	10:47:42.365
4 -	54.511	39.831	1:34.342 (2)	83.18	0.068	10:49:16.707
5 -	54.479	39.795	1:34.274 (1)	83.24		10:50:50.981
6 -	54.314	1:09.914	2:04.228	63.17	29.954	10:52:55.209
7 -	54.886	40.674	1:35.560	82.12	1.286	10:54:30.769

BMCRC - MRO Championships 2023 - Rnd 5 @ Cadwell Park

BMCRC F1 & F2 Sidecars

RACE 4 - BEST SECTORS

SECTOR 1			SECTOR 2			IDEAL / BEST COMPARISON						
POS	NO	NAME	TIME	NO	NAME	TIME	POS	NO	NAME	IDEAL	BEST	DIFF
									PERFECT LAP	1:34.109		
1	93	HOLDEN / LAWRENCE	54.314	93	HOLDEN / LAWRENCE	39.795	1	93	HOLDEN / LAWRENCE	1:34.109	1:34.274	0.165
2	91	WILLIAMS / PITT	55.399	91	WILLIAMS / PITT	40.591	2	91	WILLIAMS / PITT	1:35.990	1:36.086	0.096
3	33	S. HEGARTY / NEAVE	57.881	33	S. HEGARTY / NEAVE	42.267	3	33	S. HEGARTY / NEAVE	1:40.148	1:40.401	0.253
4	11	GILBERT / HILDIGE	57.921	11	GILBERT / HILDIGE	43.447	4	11	GILBERT / HILDIGE	1:41.368	1:41.658	0.290
5	62	WRIGHT / BAILEY	59.694	62	WRIGHT / BAILEY	43.523	5	62	WRIGHT / BAILEY	1:43.217	1:44.115	0.898
6	7	PEARSON / WHEELER	59.964	7	PEARSON / WHEELER	44.048	6	7	PEARSON / WHEELER	1:44.012	1:44.116	0.104
7	158	SAUNDERS / STELL	1:00.029	58	L. EASTELL / M. EASTELL	44.581	7	158	SAUNDERS / STELL	1:44.837	1:45.102	0.265
8	58	L. EASTELL / M. EASTELL	1:00.785	13	M. HEGARTY / WHITNALL	44.683	8	58	L. EASTELL / M. EASTELL	1:45.366	1:45.570	0.204
9	83	BUCHANAN / EVANS	1:00.863	25	MACLAURIN / HOPE	44.740	9	21	KING / SIGSWORTH	1:45.802	1:45.802	0.000
10	21	KING / SIGSWORTH	1:00.892	158	SAUNDERS / STELL	44.808	10	13	M. HEGARTY / WHITNALL	1:45.951	1:46.057	0.106
11	13	M. HEGARTY / WHITNALL	1:01.268	21	KING / SIGSWORTH	44.910	11	83	BUCHANAN / EVANS	1:45.997	1:46.491	0.494
12	25	MACLAURIN / HOPE	1:01.550	83	BUCHANAN / EVANS	45.134	12	25	MACLAURIN / HOPE	1:46.290	1:46.329	0.039
13	121	LAWRENCE / HUGHES	1:01.705	121	LAWRENCE / HUGHES	45.327	13	121	LAWRENCE / HUGHES	1:47.032	1:47.340	0.308
14	67	JEFFREY / FIELD	1:08.166	67	JEFFREY / FIELD	47.403	14	67	JEFFREY / FIELD	1:55.569	1:55.677	0.108

BMCRC - MRO Championships 2023 - Rnd 5 @ Cadwell Park

BMCRC F1 & F2 Sidecars

RACE 4 - STATISTICS

Competitors Started 14
Planned Start 2023-07-02 @ 10:20:00.000
Actual Start 2023-07-02 @ 10:42:51.348
Finish Time 2023-07-02 @ 10:56:11.648
Track Length 2.1800mi.
Total Laps 110
Total Distance Covered 239.8020mi.

Session Fastest Lap History

NO	CL	NAME	LAP TIME	TIME OF DAY	LAP	VEHICLE
93	F1	HOLDEN / LAWRENCE	1:34.917	10:46:07.623	2	LCR KAWASAKI 600
93	F1	HOLDEN / LAWRENCE	1:34.760	10:47:42.376	3	LCR KAWASAKI 600
93	F1	HOLDEN / LAWRENCE	1:34.342	10:49:16.720	4	LCR KAWASAKI 600
93	F1	HOLDEN / LAWRENCE	1:34.274	10:50:50.991	5	LCR KAWASAKI 600

Session Leader History

NO	CL	NAME	FROM LAP	LAPS LED	DISTANCE	VEHICLE
93	F1	HOLDEN / LAWRENCE	1	5	10.90 miles	LCR KAWASAKI 600
91	F1	WILLIAMS / PITT	6	3	6.54 miles	LCR Yamaha

Flag History

TYPE	TIME OF DAY
GREEN	10:42:51.348
FINISH	10:56:11.648

Flag Statistics

TYPE	COUNT	TOTAL LAPS	TOTAL TIME
Green	1	8	14:42.411
Red	0	0	0.000
Safety Car	0	0	0.000
FCY	0	0	0.000

BMCRC - MRO Championships 2023 - Rnd 5 @ Cadwell Park

BMCRC F1 & F2 Sidecars

RACE 4 - STATISTICS

CLASS : F1

7 Starters

Fastest Lap History

NO	NAME	LAP TIME	TIME OF DAY	LAP	VEHICLE
93	HOLDEN / LAWRENCE	1:34.917	10:46:07.623	2	LCR KAWASAKI 600
93	HOLDEN / LAWRENCE	1:34.760	10:47:42.376	3	LCR KAWASAKI 600
93	HOLDEN / LAWRENCE	1:34.342	10:49:16.720	4	LCR KAWASAKI 600
93	HOLDEN / LAWRENCE	1:34.274	10:50:50.991	5	LCR KAWASAKI 600

Leader History

NO	NAME	FROM LAP	LAPS LED	DISTANCE	VEHICLE
93	HOLDEN / LAWRENCE	1	5	10.90 miles	LCR KAWASAKI 600
91	WILLIAMS / PITT	6	3	6.54 miles	LCR Yamaha

BMCRC - MRO Championships 2023 - Rnd 5 @ Cadwell Park

BMCRC F1 & F2 Sidecars

RACE 4 - STATISTICS

CLASS : F2

7 Starters

Fastest Lap History

NO	NAME	LAP TIME	TIME OF DAY	LAP	VEHICLE
33	S. HEGARTY / NEAVE	1:40.401	10:46:18.231	2	Baker HONDA

Leader History

NO	NAME	FROM LAP	LAPS LED	DISTANCE	VEHICLE
33	S. HEGARTY / NEAVE	1	8	17.44 miles	Baker HONDA

BMCRC - MRO Championships 2023 - Rnd 5 @ Cadwell Park

BMCRC F1 & F2 Sidecars

RACE 15 - GRID (8 Laps)



ROW 8	15	10	WEBB / HOPE	16	84	S. LAIDLLOW / J. LAIDLLOW
ROW 7	13	121	LAWRENCE / HUGHES 1:47.340	14	67	JEFFREY / FIELD 1:55.677
ROW 6	11	25	MACLAURIN / HOPE 1:46.329	12	83	BUCHANAN / EVANS 1:46.491
ROW 5	9	21	KING / SIGSWORTH 1:45.802	10	13	M. HEGARTY / WHITNALL 1:46.057
ROW 4	7	158	SAUNDERS / STELL 1:45.102	8	58	L. EASTELL / M. EASTELL 1:45.570
ROW 3	5	62	WRIGHT / BAILEY 1:44.115	6	7	PEARSON / WHEELER 1:44.116
ROW 2	3	33	S. HEGARTY / NEAVE 1:40.401	4	11	GILBERT / HILDIGE 1:41.658
ROW 1	1	93	HOLDEN / LAWRENCE 1:34.274	2	91	WILLIAMS / PITT 1:36.086
Pole						

Cadwell Park: 2.1800 miles

These results are provisional until the conclusion of any judicial and technical matters.

Clerk Of Course :	Stewards :	Timekeeper : <i>Craig Smith</i>
-------------------	------------	------------------------------------

Results can be found at www.tsl-timing.com

Printed - 10:59 Sunday, 02 July 2023



BMCRC - MRO Championships 2023 - Rnd 5 @ Cadwell Park

BMCRC F1 & F2 Sidecars

RACE 15 - CLASSIFICATION



POS	NO	CL	PIC NAME	ENTRY	LAPS	TIME	GAP	DIFF	MPH	BEST	ON
1	11	F1	1 GILBERT / HILDIGE	Ryde 1000 - West Ewell fencing	6	10:09.326			77.27	1:39.842	3
2	62	F1	2 WRIGHT / BAILEY	Ryde Yamaha - Stainless Steel Designs Ltd.	6	10:37.731	28.405	28.405	73.83	1:43.041	4
3	7	F2	1 PEARSON / WHEELER	LCR SUZUKI - ABS Racing	6	10:38.650	29.324	0.919	73.73	1:44.962	5
4	158	F2	2 SAUNDERS / STELL	Ireson YAMAHA - The Royal Oak Worleston	6	10:50.562	41.236	11.912	72.38	1:46.364	2
5	58	F2	3 L. EASTELL / M. EASTELL	Shelbourne Yamaha - Lee Eastell Engineering servi	6	10:51.281	41.955	0.719	72.30	1:46.671	4
6	21	F2	4 KING / SIGSWORTH	Lumley Ireson F2 - Townsend Motors	6	10:54.604	45.278	3.323	71.93	1:46.826	2
7	25	F1	3 MACLAURIN / HOPE	Ars1 YAMAHA R6 - Amr	6	10:54.810	45.484	0.206	71.91	1:46.319	2
8	83	F2	5 BUCHANAN / EVANS	Lumley Kawasaki - Bull Inn Racing	6	10:55.154	45.828	0.344	71.87	1:47.085	6
9	13	F2	6 M. HEGARTY / WHITNALL	Shelbourne HONDA - Mark Hegarty Surfacing	6	10:55.711	46.385	0.557	71.81	1:45.924	6
10	121	F1	4 LAWRENCE / HUGHES	LCR YAMAHA - highfield transport, JHM autos	6	11:13.848	1:04.522	18.137	69.87	1:49.605	2
11	67	F1	5 JEFFREY / FIELD	Windle F1 - MJP/wesso Racing	6	11:33.927	1:24.601	20.079	67.85	1:53.867	2
NOT CLASSIFIED											
DNF	33	F2	S. HEGARTY / NEAVE	Baker HONDA - Sean Hegarty ltd	4	6:47.531	2 Laps	2 Laps	77.03	1:40.111	3

FASTEST LAP

11	F1	GILBERT / HILDIGE	Ryde 1000 - West Ewell fencing	3	1:39.842	78.60 mph	126.50 kph
33	F2	S. HEGARTY / NEAVE	Baker HONDA - Sean Hegarty ltd	3	1:40.111	78.39 mph	126.16 kph

Class F1 - 92.5% of Race Speed = 71.47 mph
 Class F2 - 92.5% of Race Speed = 68.20 mph

Weather / Track : Cloudy / Dry

These results are provisional until the conclusion of any judicial and technical matters.

Race Distance: 6 Laps / 13.08 miles

Cadwell Park: 2.1800 miles

Date: 02/07/2023 Start: 16:59 Finish: 17:09

Clerk Of Course :	Stewards :	Timekeeper : <i>Craig Smith</i>
-------------------	------------	------------------------------------

Results can be found at www.tsl-timing.com

Printed - 17:13 Sunday, 02 July 2023



BMCRC - MRO Championships 2023 - Rnd 5 @ Cadwell Park

BMCRC F1 & F2 Sidecars

RACE 15 - LAP CHART

LAP 1 @ 17:01:13.295			LAP 5 @ 17:07:54.559		
NO	BEHIND	LAP TIME	NO	BEHIND	LAP TIME
11		1:44.975	11		1:41.457
33	1.645	1:46.620	7	26.740	1:44.962
62	3.626	1:48.601	62	28.012	1:43.355
7	6.629	1:51.604	58	36.952	1:47.562
58	8.405	1:53.380	158	37.360	1:46.875
21	9.628	1:54.603	21	40.477	1:48.450
158	10.332	1:55.307	25	41.198	1:48.300
25	10.579	1:55.554	83	41.830	1:47.169
13	11.100	1:56.075	13	43.548	1:51.226
83	11.346	1:56.321	121	56.875	1:51.574
67	14.229	1:59.204	67	1:12.855	1:55.140
121	14.320	1:59.295			

LAP 2 @ 17:02:53.275			LAP 6 @ 17:09:37.646		
NO	BEHIND	LAP TIME	NO	BEHIND	LAP TIME
11		1:39.980	11		1:43.087
33	2.109	1:40.444	62	28.405	1:43.480
62	10.633	1:46.987	7	29.324	1:45.671
7	11.612	1:44.963	158	41.236	1:46.963
58	15.749	1:47.324	58	41.955	1:48.090
21	16.474	1:46.826	21	45.278	1:47.888
158	16.716	1:46.364	25	45.484	1:47.373
25	16.918	1:46.319	83	45.828	1:47.085
13	17.713	1:46.593	13	46.385	1:45.924
83	19.884	1:48.518	121	1:04.522	1:50.734
121	23.945	1:49.605	67	1:24.601	1:54.833
67	28.116	1:53.867			

LAP 3 @ 17:04:33.117		
NO	BEHIND	LAP TIME
11		1:39.842
33	2.378	1:40.111
7	17.918	1:46.148
62	23.058	1:52.267
58	24.161	1:48.254
158	25.325	1:48.451
21	26.172	1:49.540
13	26.696	1:48.825
25	27.184	1:50.108
83	28.446	1:48.404
121	34.893	1:50.790
67	43.632	1:55.358

LAP 4 @ 17:06:13.102		
NO	BEHIND	LAP TIME
11		1:39.985
33	2.749	1:40.356
7	23.235	1:45.302
62	26.114	1:43.041
58	30.847	1:46.671
158	31.942	1:46.602
21	33.484	1:47.297
13	33.779	1:47.068
25	34.355	1:47.156
83	36.118	1:47.657
121	46.758	1:51.850
67	59.172	1:55.525

BMCRC - MRO Championships 2023 - Rnd 5 @ Cadwell Park

BMCRC F1 & F2 Sidecars

RACE 15 - POSITION CHART

No	Name	Lap						
		Pos	1	2	3	4	5	6
33	S. HEGARTY / NEAVE	1	11	11	11	11	11	11
11	GILBERT / HILDIGE	2	33	33	33	33	7	62
62	WRIGHT / BAILEY	3	62	62	7	7	62	7
7	PEARSON / WHEELER	4	7	7	62	62	58	158
158	SAUNDERS / STELL	5	58	58	58	58	158	58
58	L. EASTELL / M. EAST	6	21	21	158	158	21	21
21	KING / SIGSWORTH	7	158	158	21	21	25	25
13	M. HEGARTY / WHITNA	8	25	25	13	13	83	83
25	MACLAURIN / HOPE	9	13	13	25	25	13	13
83	BUCHANAN / EVANS	10	83	83	83	83	121	121
121	LAWRENCE / HUGHES	11	67	121	121	121	67	67
67	JEFFREY / FIELD	12	121	67	67	67		

BMCRC - MRO Championships 2023 - Rnd 5 @ Cadwell Park

BMCRC F1 & F2 Sidecars

RACE 15 - SECTOR ANALYSIS



SECTOR 1 = FL to I1, SECTOR 2 = I1 to FL, DIFF = Difference To Personal Best Lap, P = Crossed Finish Line in Pit Lane, D = Time Disallowed

P1 11 F1		GILBERT / HILDIGE		Ryde 1000 - West Ewell fencing		
IDEAL LAP TIME : 1:39.196		BEST LAP TIME : 1:39.842		DIFFERENCE : 0.646		
LAP	SECTOR 1	SECTOR 2	LAP TIME	MPH	DIFF	TIME OF DAY
1 -		42.226	1:44.975	74.76	5.133	17:01:13.295
2 -	57.149	42.831	1:39.980 (2)	78.49	0.138	17:02:53.275
3 -	57.080	42.762	1:39.842 (1)	78.60		17:04:33.117
4 -	56.970	43.015	1:39.985 (3)	78.49	0.143	17:06:13.102
5 -	57.651	43.806	1:41.457	77.35	1.615	17:07:54.559
6 -	58.770	44.317	1:43.087	76.13	3.245	17:09:37.646

P2 62 F1		WRIGHT / BAILEY		Ryde Yamaha - Stainless Steel Designs Ltd.		
IDEAL LAP TIME : 1:42.398		BEST LAP TIME : 1:43.041		DIFFERENCE : 0.643		
LAP	SECTOR 1	SECTOR 2	LAP TIME	MPH	DIFF	TIME OF DAY
1 -		43.495	1:48.601	72.26	5.560	17:01:16.921
2 -	59.610	47.377	1:46.987	73.35	3.946	17:03:03.908
3 -	1:07.629	44.638	1:52.267	69.90	9.226	17:04:56.175
4 -	59.642	43.399	1:43.041 (1)	76.16		17:06:39.216
5 -	59.352	44.003	1:43.355 (2)	75.93	0.314	17:08:22.571
6 -	58.999	44.481	1:43.480 (3)	75.84	0.439	17:10:06.051

P3 7 F2		PEARSON / WHEELER		LCR SUZUKI - ABS Racing		
IDEAL LAP TIME : 1:44.138		BEST LAP TIME : 1:44.962		DIFFERENCE : 0.824		
LAP	SECTOR 1	SECTOR 2	LAP TIME	MPH	DIFF	TIME OF DAY
1 -		44.987	1:51.604	70.32	6.642	17:01:19.924
2 -	1:00.636	44.327	1:44.963 (2)	74.76	0.001	17:03:04.887
3 -	1:01.409	44.739	1:46.148	73.93	1.186	17:04:51.035
4 -	1:00.744	44.558	1:45.302 (3)	74.52	0.340	17:06:36.337
5 -	1:00.601	44.361	1:44.962 (1)	74.77		17:08:21.299
6 -	59.811	45.860	1:45.671	74.26	0.709	17:10:06.970

P4 158 F2		SAUNDERS / STELL		Ireson YAMAHA - The Royal Oak Worleston		
IDEAL LAP TIME : 1:45.876		BEST LAP TIME : 1:46.364		DIFFERENCE : 0.488		
LAP	SECTOR 1	SECTOR 2	LAP TIME	MPH	DIFF	TIME OF DAY
1 -		46.110	1:55.307	68.06	8.943	17:01:23.627
2 -	1:00.643	45.721	1:46.364 (1)	73.78		17:03:09.991
3 -	1:02.306	46.145	1:48.451	72.36	2.087	17:04:58.442
4 -	1:01.240	45.362	1:46.602 (2)	73.62	0.238	17:06:45.044
5 -	1:01.100	45.775	1:46.875 (3)	73.43	0.511	17:08:31.919
6 -	1:01.730	45.233	1:46.963	73.37	0.599	17:10:18.882

P5 58 F2		L EASTELL / M. EASTELL		Shelbourne Yamaha - Lee Eastell Engineering services ltd		
IDEAL LAP TIME : 1:46.671		BEST LAP TIME : 1:46.671		DIFFERENCE : 0.000		
LAP	SECTOR 1	SECTOR 2	LAP TIME	MPH	DIFF	TIME OF DAY
1 -		45.809	1:53.380	69.21	6.709	17:01:21.700
2 -	1:01.382	45.942	1:47.324 (2)	73.12	0.653	17:03:09.024
3 -	1:02.339	45.915	1:48.254	72.49	1.583	17:04:57.278
4 -	1:01.361	45.310	1:46.671 (1)	73.57		17:06:43.949
5 -	1:01.627	45.935	1:47.562 (3)	72.96	0.891	17:08:31.511
6 -	1:02.345	45.745	1:48.090	72.60	1.419	17:10:19.601

P6 21 F2		KING / SIGSWORTH		Lumley Ireson F2 - Townsend Motors		
IDEAL LAP TIME : 1:46.505		BEST LAP TIME : 1:46.826		DIFFERENCE : 0.321		
LAP	SECTOR 1	SECTOR 2	LAP TIME	MPH	DIFF	TIME OF DAY
1 -		45.873	1:54.603	68.48	7.777	17:01:22.923
2 -	1:00.880	45.946	1:46.826 (1)	73.46		17:03:09.749
3 -	1:03.742	45.798	1:49.540	71.64	2.714	17:04:59.289
4 -	1:01.672	45.625	1:47.297 (2)	73.14	0.471	17:06:46.586
5 -	1:02.121	46.329	1:48.450	72.36	1.624	17:08:35.036
6 -	1:01.743	46.145	1:47.888 (3)	72.74	1.062	17:10:22.924

BMCRC - MRO Championships 2023 - Rnd 5 @ Cadwell Park

BMCRC F1 & F2 Sidecars

RACE 15 - SECTOR ANALYSIS



SECTOR 1 = FL to I1, SECTOR 2 = I1 to FL, DIFF = Difference To Personal Best Lap, P = Crossed Finish Line in Pit Lane, D = Time Disallowed

P7 25 F1		MACLAURIN / HOPE		Ars1 YAMAHA R6 - Amr		
IDEAL LAP TIME : 1:46.319		BEST LAP TIME : 1:46.319		DIFFERENCE : 0.000		
LAP	SECTOR 1	SECTOR 2	LAP TIME	MPH	DIFF	TIME OF DAY
1 -		46.202	1:55.554	67.91	9.235	17:01:23.874
2 -	1:01.211	45.108	1:46.319 (1)	73.81		17:03:10.193
3 -	1:04.293	45.815	1:50.108	71.27	3.789	17:05:00.301
4 -	1:01.623	45.533	1:47.156 (2)	73.23	0.837	17:06:47.457
5 -	1:02.164	46.136	1:48.300	72.46	1.981	17:08:35.757
6 -	1:01.279	46.094	1:47.373 (3)	73.09	1.054	17:10:23.130

P8 83 F2		BUCHANAN / EVANS		Lumley Kawasaki - Bull Inn Racing		
IDEAL LAP TIME : 1:46.960		BEST LAP TIME : 1:47.085		DIFFERENCE : 0.125		
LAP	SECTOR 1	SECTOR 2	LAP TIME	MPH	DIFF	TIME OF DAY
1 -		46.110	1:56.321	67.46	9.236	17:01:24.641
2 -	1:02.266	46.252	1:48.518	72.32	1.433	17:03:13.159
3 -	1:02.559	45.845	1:48.404	72.39	1.319	17:05:01.563
4 -	1:01.520	46.137	1:47.657 (3)	72.89	0.572	17:06:49.220
5 -	1:01.560	45.609	1:47.169 (2)	73.23	0.084	17:08:36.389
6 -	1:01.351	45.734	1:47.085 (1)	73.28		17:10:23.474

P9 13 F2		M. HEGARTY / WHITNALL		Shelbourne HONDA - Mark Hegarty Surfacing		
IDEAL LAP TIME : 1:45.924		BEST LAP TIME : 1:45.924		DIFFERENCE : 0.000		
LAP	SECTOR 1	SECTOR 2	LAP TIME	MPH	DIFF	TIME OF DAY
1 -		48.068	1:56.075	67.61	10.151	17:01:24.395
2 -	1:01.829	44.764	1:46.593 (2)	73.62	0.669	17:03:10.988
3 -	1:03.092	45.733	1:48.825	72.11	2.901	17:04:59.813
4 -	1:01.789	45.279	1:47.068 (3)	73.29	1.144	17:06:46.881
5 -	1:02.277	48.949	1:51.226	70.55	5.302	17:08:38.107
6 -	1:01.592	44.332	1:45.924 (1)	74.09		17:10:24.031

P10 121 F1		LAWRENCE / HUGHES		LCR YAMAHA - highfield transport, JHM autos		
IDEAL LAP TIME : 1:49.281		BEST LAP TIME : 1:49.605		DIFFERENCE : 0.324		
LAP	SECTOR 1	SECTOR 2	LAP TIME	MPH	DIFF	TIME OF DAY
1 -		47.204	1:59.295	65.78	9.690	17:01:27.615
2 -	1:02.814	46.791	1:49.605 (1)	71.60		17:03:17.220
3 -	1:04.316	46.474	1:50.790 (3)	70.83	1.185	17:05:08.010
4 -	1:04.216	47.634	1:51.850	70.16	2.245	17:06:59.860
5 -	1:04.915	46.659	1:51.574	70.33	1.969	17:08:51.434
6 -	1:04.267	46.467	1:50.734 (2)	70.87	1.129	17:10:42.168

P11 67 F1		JEFFREY / FIELD		Windle F1 - MJp/wesso Racing		
IDEAL LAP TIME : 1:53.728		BEST LAP TIME : 1:53.867		DIFFERENCE : 0.139		
LAP	SECTOR 1	SECTOR 2	LAP TIME	MPH	DIFF	TIME OF DAY
1 -		47.449	1:59.204	65.83	5.337	17:01:27.524
2 -	1:06.514	47.353	1:53.867 (1)	68.92		17:03:21.391
3 -	1:08.144	47.214	1:55.358	68.03	1.491	17:05:16.749
4 -	1:08.308	47.217	1:55.525	67.93	1.658	17:07:12.274
5 -	1:07.473	47.667	1:55.140 (3)	68.16	1.273	17:09:07.414
6 -	1:07.412	47.421	1:54.833 (2)	68.34	0.966	17:11:02.247

P12 33 F2		S. HEGARTY / NEAVE		Baker HONDA - Sean Hegarty Ltd		
IDEAL LAP TIME : 1:39.913		BEST LAP TIME : 1:40.111		DIFFERENCE : 0.198		
LAP	SECTOR 1	SECTOR 2	LAP TIME	MPH	DIFF	TIME OF DAY
1 -		42.762	1:46.620	73.60	6.509	17:01:14.940
2 -	58.157	42.287	1:40.444 (3)	78.13	0.333	17:02:55.384
3 -	57.679	42.432	1:40.111 (1)	78.39		17:04:35.495
4 -	58.122	42.234	1:40.356 (2)	78.20	0.245	17:06:15.851

BMCRC - MRO Championships 2023 - Rnd 5 @ Cadwell Park

BMCRC F1 & F2 Sidecars

RACE 15 - BEST SECTORS

SECTOR 1			SECTOR 2			IDEAL / BEST COMPARISON						
POS	NO	NAME	TIME	NO	NAME	TIME	POS	NO	NAME	IDEAL	BEST	DIFF
									PERFECT LAP	1:39.196		
1	11	GILBERT / HILDIGE	56.970	11	GILBERT / HILDIGE	42.226	1	11	GILBERT / HILDIGE	1:39.196	1:39.842	0.646
2	33	S. HEGARTY / NEAVE	57.679	33	S. HEGARTY / NEAVE	42.234	2	33	S. HEGARTY / NEAVE	1:39.913	1:40.111	0.198
3	62	WRIGHT / BAILEY	58.999	62	WRIGHT / BAILEY	43.399	3	62	WRIGHT / BAILEY	1:42.398	1:43.041	0.643
4	7	PEARSON / WHEELER	59.811	7	PEARSON / WHEELER	44.327	4	7	PEARSON / WHEELER	1:44.138	1:44.962	0.824
5	158	SAUNDERS / STELL	1:00.643	13	M. HEGARTY / WHITNALL	44.332	5	158	SAUNDERS / STELL	1:45.876	1:46.364	0.488
6	21	KING / SIGSWORTH	1:00.880	25	MACLAURIN / HOPE	45.108	6	13	M. HEGARTY / WHITNALL	1:45.924	1:45.924	0.000
7	25	MACLAURIN / HOPE	1:01.211	158	SAUNDERS / STELL	45.233	7	25	MACLAURIN / HOPE	1:46.319	1:46.319	0.000
8	83	BUCHANAN / EVANS	1:01.351	58	L. EASTELL / M. EASTELL	45.310	8	21	KING / SIGSWORTH	1:46.505	1:46.826	0.321
9	58	L. EASTELL / M. EASTELL	1:01.361	83	BUCHANAN / EVANS	45.609	9	58	L. EASTELL / M. EASTELL	1:46.671	1:46.671	0.000
10	13	M. HEGARTY / WHITNALL	1:01.592	21	KING / SIGSWORTH	45.625	10	83	BUCHANAN / EVANS	1:46.960	1:47.085	0.125
11	121	LAWRENCE / HUGHES	1:02.814	121	LAWRENCE / HUGHES	46.467	11	121	LAWRENCE / HUGHES	1:49.281	1:49.605	0.324
12	67	JEFFREY / FIELD	1:06.514	67	JEFFREY / FIELD	47.214	12	67	JEFFREY / FIELD	1:53.728	1:53.867	0.139

BMCRC - MRO Championships 2023 - Rnd 5 @ Cadwell Park

BMCRC F1 & F2 Sidecars

RACE 15 - STATISTICS

Competitors Started 12
Planned Start 2023-07-02 @ 17:00:00.000
Actual Start 2023-07-02 @ 16:59:28.319
Finish Time 2023-07-02 @ 17:09:37.645
Track Length 2.1800mi.
Total Laps 70
Total Distance Covered 152.6013mi.

Session Fastest Lap History

NO	CL	NAME	LAP TIME	TIME OF DAY	LAP	VEHICLE
11	F1	GILBERT / HILDIGE	1:39.980	17:02:53.297	2	Ryde 1000
11	F1	GILBERT / HILDIGE	1:39.842	17:04:33.140	3	Ryde 1000

Session Leader History

NO	CL	NAME	FROM LAP	LAPS LED	DISTANCE	VEHICLE
11	F1	GILBERT / HILDIGE	1	6	13.08 miles	Ryde 1000

Flag History

TYPE	TIME OF DAY
GREEN	16:59:28.319
FINISH	17:09:37.645

Flag Statistics

TYPE	COUNT	TOTAL LAPS	TOTAL TIME
Green	1	6	11:36.428
Red	0	0	0.000
Safety Car	0	0	0.000
FCY	0	0	0.000

BMCRC - MRO Championships 2023 - Rnd 5 @ Cadwell Park

BMCRC F1 & F2 Sidecars

RACE 15 - STATISTICS

CLASS : F1

5 Starters

Fastest Lap History

NO	NAME	LAP TIME	TIME OF DAY	LAP	VEHICLE
11	GILBERT / HILDIGE	1:39.980	17:02:53.297	2	Ryde 1000
11	GILBERT / HILDIGE	1:39.842	17:04:33.140	3	Ryde 1000

Leader History

NO	NAME	FROM LAP	LAPS LED	DISTANCE	VEHICLE
11	GILBERT / HILDIGE	1	6	13.08 miles	Ryde 1000

BMCRC - MRO Championships 2023 - Rnd 5 @ Cadwell Park

BMCRC F1 & F2 Sidecars

RACE 15 - STATISTICS

CLASS : F2

7 Starters

Fastest Lap History

NO	NAME	LAP TIME	TIME OF DAY	LAP	VEHICLE
33	S. HEGARTY / NEAVE	1:40.444	17:02:55.423	2	Baker HONDA
33	S. HEGARTY / NEAVE	1:40.111	17:04:35.534	3	Baker HONDA

Leader History

NO	NAME	FROM LAP	LAPS LED	DISTANCE	VEHICLE
33	S. HEGARTY / NEAVE	1	4	8.72 miles	Baker HONDA
7	PEARSON / WHEELER	5	2	4.36 miles	LCR SUZUKI



BMCRC THUNDERBIKE ULTRA & EXTREME

Supported by Steve Jordan Motorcycles
& TBR Performance



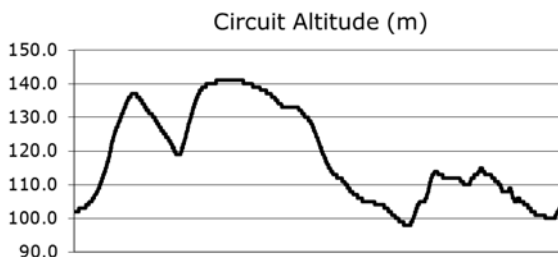
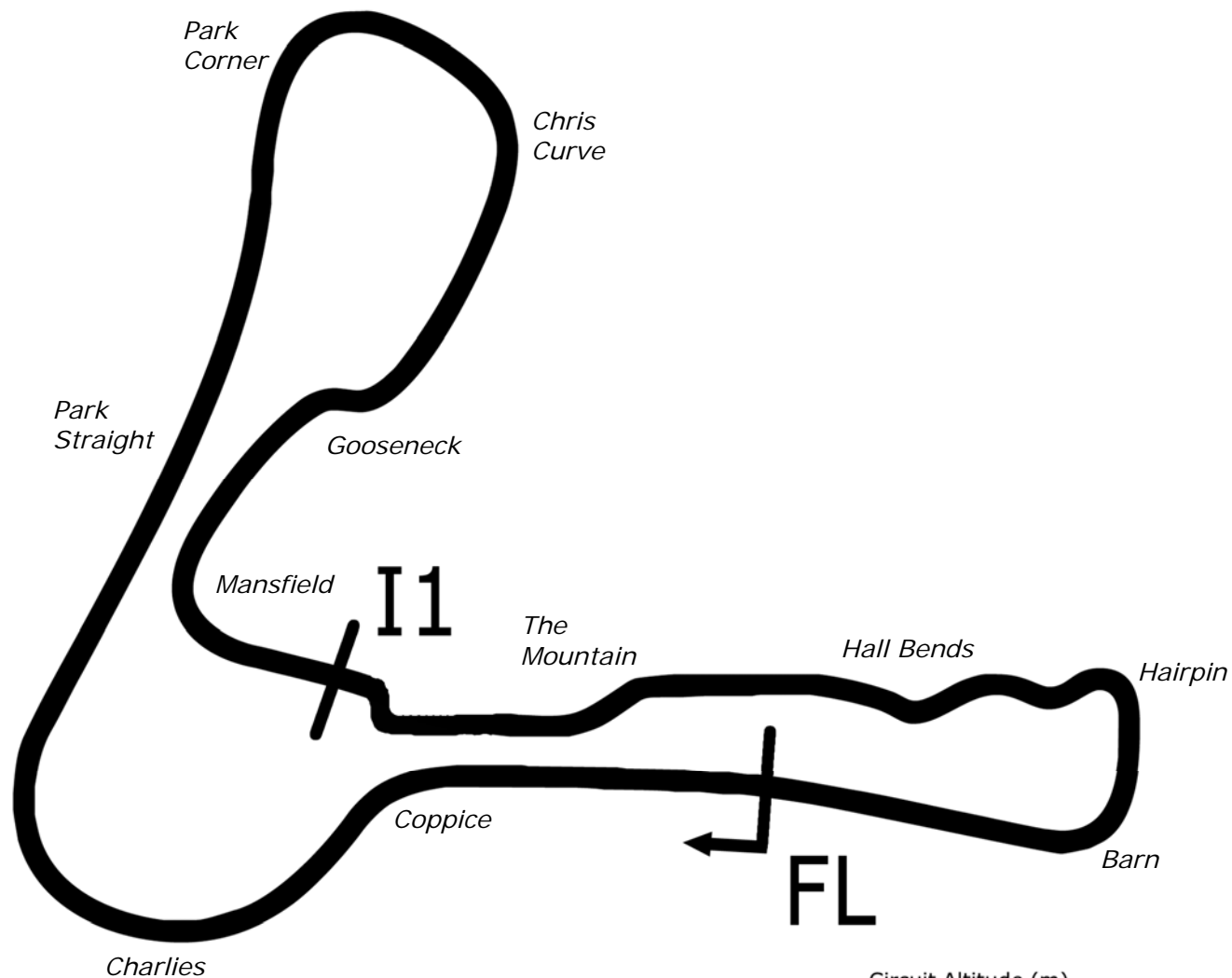
BMCRC-MRO Championships - Round 5
Cadwell Park
1st / 2nd July 2023



Timing & Results Provided by Timing Solutions Ltd

www.tsl-timing.com

Cadwell Park



Length	2.1800 miles	3508.4 m	
FL		53.31024 N	0.05940 W
I1	2330m	53.30708 N	0.06270 W
Pit Entry	3472m	53.31103 N	0.05889 W
Pit Exit	0m after FL	53.31030 N	0.05940 W
Pit Entry-Pit Exit 92m, 6.6s @50kph, 5.5s @60kph			

All results available at www.tsl-timing.com

BMCRC - MRO Championships 2023 - Rnd 5 @ Cadwell Park



Thunderbike Sport & Extreme & Supertwins

QUALIFYING - CLASSIFICATION

POS	NO	CL	PIC NAME	ENTRY	TIME	ON	LAPS	GAP	DIFF	MPH	
1	0		1	Jeremy HILL	Yamaha R6 - Silver Arrows Racing / LT-Info.com	1:40.699	3	3		77.93	
2	78	U	1	Jamie THOMAS	Suzuki GSXR 1000 - Team RubyRacing DART Motors	1:40.775	3	6	0.076	0.076	77.87
3	92		2	Tommi CALDWELL	Yamaha YZF-R6 - DART Motorsport	1:40.786	4	5	0.087	0.011	77.86
4	52	E	1	Barry MANTELL	Honda 929 FIREBLADE - Swedish car connection	1:40.941	3	6	0.242	0.155	77.74
5	97		3	Alex MANN	Honda CBR600RR - Michael Jones Jeweller, Esprit C	1:41.199	4	4	0.500	0.258	77.55
6	168	E	2	Ian ASHBY	TRIUMPH 955i - Clive Wood Triumph	1:41.215	4	6	0.516	0.016	77.53
7	52		4	Elliot FRICKER	Honda CBR600 - Credit card	1:41.371	5	6	0.672	0.156	77.41
8	33		5	Mark BISWELL	Yamaha FZR600R - Bizzle Bikesport	1:41.748	6	6	1.049	0.377	77.13
9	69		6	Tony RUSSO	Yamaha R6 - Wymark Lubricants	1:41.765	6	6	1.066	0.017	77.11
10	151		7	Andrew DENYER	Yamaha OW01 - me	1:42.077	5	5	1.378	0.312	76.88
11	118	E	3	Darren CORKETT	Suzuki GSXR 600 - Jackson & Phillips	1:43.147	6	6	2.448	1.070	76.08
12	129	E	4	Derek CRIPPS	Yamaha R1 - Team FBR	1:43.340	6	6	2.641	0.193	75.94
13	25		8	Harrison DAY	Yamaha R6 -	1:43.822	5	5	3.123	0.482	75.59
14	81		9	Malvern MAY	Honda CBR600RR - IMP racing	1:43.944	5	5	3.245	0.122	75.50
15	77		10	David MAY	Suzuki GSXR600 - Orchard cooling/ team Silver Arrow	1:44.396	6	6	3.697	0.452	75.17
16	41	E	5	David ABRAHAM	Yamaha R1 - Cambridge Motorcycles	1:44.685	5	5	3.986	0.289	74.96
17	196*	U	2	Kieran SMITH	Suzuki GSXR 1000 -	1:45.222	5	5	4.523	0.537	74.58
18	48		11	Shaun WALLIS	Yamaha R6 - MBC Despatch Racing	1:46.442	6	6	5.743	1.220	73.73
19	7	R	1	Darren TAYLOR	Kawasaki ZX6R -	1:46.710	5	5	6.011	0.268	73.54
20	57		12	Paul NEWMAN	Yamaha R6 - Scarlett racing	1:47.056	3	6	6.357	0.346	73.30
21	699		13	Simon WHALL	Yamaha R6 -	1:47.224	3	6	6.525	0.168	73.19
22	173	SUP	1	Nick ALLISON	Aprilia RS660 -	1:47.278	5	6	6.579	0.054	73.15
23	994	R	2	Adrian HOWARD	Suzuki GSXR 600 - Geary Roofing & Building Services	1:48.397	5	5	7.698	1.119	72.40
24	60		14	Aiden GOODINGS	Honda CBR600F4 - Micky G Racing	1:48.898	4	5	8.199	0.501	72.06
25	10		15	Robert BEAN	Kawasaki ZXR 750 - Mean Green Bean Motorcycles	1:49.041	5	5	8.342	0.143	71.97
26	71		16	Colin CLUNE	Suzuki SV650 -	1:49.519	5	5	8.820	0.478	71.65
27	44	SUP	2	Tony PARKER	Kawasaki ER650RR - insta/youtube - 44notpol	1:50.816	4	5	10.117	1.297	70.82
28	67	R	3	Simon HARVEY	Suzuki SV650 -	1:50.883	4	4	10.184	0.067	70.77
29	51		17	Paul BEESLEY	Yamaha R6 -	1:50.904	5	5	10.205	0.021	70.76
30	26	SUP	3	Piers DARBY	Suzuki SV650 - Darby Racing	1:50.975	3	3	10.276	0.071	70.71
31	11		18	Malcolm BATE	Kawasaki ZX7R - Hartjay	1:51.047	2	5	10.348	0.072	70.67
32	84		19	Ricardo BRANCO	Yamaha R6 - IMP Racing	1:51.334	5	5	10.635	0.287	70.49
33	74	SUP	4	Daniel BLACK	Suzuki SV650 - DAD	1:52.376	4	4	11.677	1.042	69.83
34	40		20	Simon WILKINSON	Suzuki SV650 - S P Wilkinson Engineering Ltd	1:52.788	5	5	12.089	0.412	69.58
35	212	E	6	Martin BRADER	Aprilia RSVR - Infinity PM	1:52.961	5	5	12.262	0.173	69.47
36	127	R	4	Matthew CHAM	Ducati MONSTER 696 -	1:54.479	4	4	13.780	1.518	68.55
37	138	SUP	5	Craig JARMIN	Suzuki SV 650 - SK PreP	1:54.741	4	5	14.042	0.262	68.39
38	281		21	Daniel FARLEY	Suzuki SV650 - F-TECH FIRE & ELECTRICAL LTD	1:55.123	3	5	14.424	0.382	68.17
39	910	R	5	Harry GOWER	Suzuki SV650 - RightGear Motorcycles	1:56.229	5	5	15.530	1.106	67.52
40	19		22	Dean FARNWORTH	Suzuki GSXR600 - DMFS ltd	2:02.589	3	3	21.890	6.360	64.01
41	99		23	Lee BELLOTTI	Kawasaki ZX6R - Linda Bellotti (Mum)					0	

* No. 196 - Lap 2 lap time disallowed - cutting chicane

Weather / Track : Cloudy / Dry

These results are provisional until the conclusion of any judicial and technical matters.

Cadwell Park: 2.1800 miles

Date: 01/07/2023 Start: 09:00 Finish: 09:10

Clerk Of Course :	Stewards :	Timekeeper : <i>Craig Smith</i>
-------------------	------------	------------------------------------

Results can be found at www.tsl-timing.com

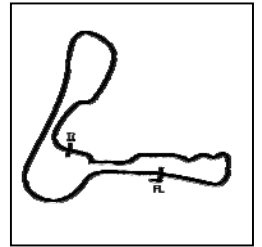
Printed - 09:12 Saturday, 01 July 2023



BMCRC - MRO Championships 2023 - Rnd 5 @ Cadwell Park

Thunderbike Sport & Extreme & Supertwins

QUALIFYING - SECTOR ANALYSIS



SECTOR 1 = FL to I1, SECTOR 2 = I1 to FL, DIFF = Difference To Personal Best Lap, P = Crossed Finish Line in Pit Lane, D = Time Disallowed

P1		0		Jeremy HILL		Yamaha R6 - Silver Arrows Racing / LT-Info.com	
IDEAL LAP TIME : 1:40.699		BEST LAP TIME : 1:40.699		DIFFERENCE : 0.000			
LAP	SECTOR 1	SECTOR 2	LAP TIME	MPH	DIFF	TIME OF DAY	
1 -	1:00.488	43.936	1:44.424 (3)	75.15	3.725	09:02:38.030	
2 -	58.670	43.872	1:42.542 (2)	76.53	1.843	09:04:20.572	
3 -	58.279	42.420	1:40.699 (1)	77.93		09:06:01.271	

P2		78 U		Jamie THOMAS		Suzuki GSXR 1000 - Team RubyRacing DART Motorsport	
IDEAL LAP TIME : 1:40.582		BEST LAP TIME : 1:40.775		DIFFERENCE : 0.193			
LAP	SECTOR 1	SECTOR 2	LAP TIME	MPH	DIFF	TIME OF DAY	
1 -	1:00.274	42.919	1:43.193	76.05	2.418	09:02:39.221	
2 -	59.461	42.539	1:42.000	76.94	1.225	09:04:21.221	
3 -	59.102	41.673	1:40.775 (1)	77.87		09:06:01.996	
4 -	58.909	41.938	1:40.847 (2)	77.82	0.072	09:07:42.843	
5 -	59.655	42.308	1:41.963 (3)	76.96	1.188	09:09:24.806	
6 -	1:00.635	41.870	1:42.505	76.56	1.730	09:11:07.311	

P3		92		Tommi CALDWELL		Yamaha YZF-R6 - DART Motorsport	
IDEAL LAP TIME : 1:40.673		BEST LAP TIME : 1:40.786		DIFFERENCE : 0.113			
LAP	SECTOR 1	SECTOR 2	LAP TIME	MPH	DIFF	TIME OF DAY	
1 -	1:01.327	44.360	1:45.687	74.25	4.901	09:02:42.344	
2 -	59.297	43.966	1:43.263 (3)	76.00	2.477	09:04:25.607	
3 -	58.948	42.838	1:41.786 (2)	77.10	1.000	09:06:07.393	
4 -	57.835	42.951	1:40.786 (1)	77.86		09:07:48.179	
5 -	57.904	45.502	1:43.406	75.89	2.620	09:09:31.585	

P4		52 E		Barry MANTELL		Honda 929 FIREBLADE - Swedish car connection	
IDEAL LAP TIME : 1:40.917		BEST LAP TIME : 1:40.941		DIFFERENCE : 0.024			
LAP	SECTOR 1	SECTOR 2	LAP TIME	MPH	DIFF	TIME OF DAY	
1 -	1:04.071	43.824	1:47.895	72.73	6.954	09:02:45.962	
2 -	59.610	43.154	1:42.764 (3)	76.36	1.823	09:04:28.726	
3 -	58.545	42.396	1:40.941 (1)	77.74		09:06:09.667	
4 -	58.521	42.821	1:41.342 (2)	77.44	0.401	09:07:51.009	
5 -	59.286	43.668	1:42.954	76.22	2.013	09:09:33.963	
6 -	59.917	43.926	1:43.843	75.57	2.902	09:11:17.806	

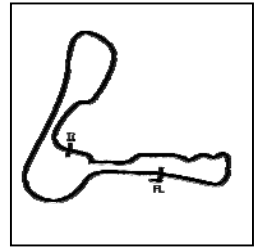
P5		97		Alex MANN		Honda CBR600RR - Michael Jones Jeweller, Esprit Group, Ca	
IDEAL LAP TIME : 1:41.120		BEST LAP TIME : 1:41.199		DIFFERENCE : 0.079			
LAP	SECTOR 1	SECTOR 2	LAP TIME	MPH	DIFF	TIME OF DAY	
1 -	1:03.173	44.636	1:47.809	72.79	6.610	09:04:21.079	
2 -	1:00.059	42.481	1:42.540 (3)	76.53	1.341	09:06:03.619	
3 -	59.008	42.318	1:41.326 (2)	77.45	0.127	09:07:44.945	
4 -	58.802	42.397	1:41.199 (1)	77.55		09:09:26.144	

P6		168 E		Ian ASHBY		TRIUMPH 955I - Clive Wood Triumph	
IDEAL LAP TIME : 1:41.147		BEST LAP TIME : 1:41.215		DIFFERENCE : 0.068			
LAP	SECTOR 1	SECTOR 2	LAP TIME	MPH	DIFF	TIME OF DAY	
1 -	1:03.079	44.060	1:47.139	73.25	5.924	09:02:44.376	
2 -	59.977	42.711	1:42.688	76.42	1.473	09:04:27.064	
3 -	59.140	42.537	1:41.677 (3)	77.18	0.462	09:06:08.741	
4 -	58.610	42.605	1:41.215 (1)	77.53		09:07:49.956	
5 -	58.956	42.543	1:41.499 (2)	77.32	0.284	09:09:31.455	
6 -	58.682	43.990	1:42.672	76.43	1.457	09:11:14.127	

BMCRC - MRO Championships 2023 - Rnd 5 @ Cadwell Park

Thunderbike Sport & Extreme & Supertwins

QUALIFYING - SECTOR ANALYSIS



SECTOR 1 = FL to I1, SECTOR 2 = I1 to FL, DIFF = Difference To Personal Best Lap, P = Crossed Finish Line in Pit Lane, D = Time Disallowed

P7 52		Elliot FRICKER		Honda CBR600 - Credit card			
IDEAL LAP TIME : 1:41.371		BEST LAP TIME : 1:41.371		DIFFERENCE : 0.000			
LAP	SECTOR 1	SECTOR 2	LAP TIME	MPH	DIFF	TIME OF DAY	
1 -	1:02.709	44.069	1:46.778	73.49	5.407	09:02:43.123	
2 -	59.683	43.248	1:42.931 (3)	76.24	1.560	09:04:26.054	
3 -	58.958	43.418	1:42.376 (2)	76.65	1.005	09:06:08.430	
4 -	59.350	46.097	1:45.447	74.42	4.076	09:07:53.877	
5 -	58.520	42.851	1:41.371 (1)	77.41		09:09:35.248	
6 -	59.446	44.918	1:44.364	75.19	2.993	09:11:19.612	

P8 33		Mark BISWELL		Yamaha FZR600R - Bizzle Bikesport			
IDEAL LAP TIME : 1:41.679		BEST LAP TIME : 1:41.748		DIFFERENCE : 0.069			
LAP	SECTOR 1	SECTOR 2	LAP TIME	MPH	DIFF	TIME OF DAY	
1 -	1:04.511	44.426	1:48.937	72.04	7.189	09:03:05.925	
2 -	1:00.334	45.444	1:45.778	74.19	4.030	09:04:51.703	
3 -	59.469	43.875	1:43.344 (3)	75.94	1.596	09:06:35.047	
4 -	59.573	44.113	1:43.686	75.69	1.938	09:08:18.733	
5 -	1:00.472	42.704	1:43.176 (2)	76.06	1.428	09:10:01.909	
6 -	58.975	42.773	1:41.748 (1)	77.13		09:11:43.657	

P9 69		Tony RUSSO		Yamaha R6 - Wymark Lubricants			
IDEAL LAP TIME : 1:41.765		BEST LAP TIME : 1:41.765		DIFFERENCE : 0.000			
LAP	SECTOR 1	SECTOR 2	LAP TIME	MPH	DIFF	TIME OF DAY	
1 -	1:05.044	45.706	1:50.750	70.86	8.985	09:02:50.413	
2 -	1:00.022	43.363	1:43.385	75.91	1.620	09:04:33.798	
3 -	59.316	43.935	1:43.251	76.00	1.486	09:06:17.049	
4 -	59.154	43.559	1:42.713 (3)	76.40	0.948	09:07:59.762	
5 -	59.034	43.282	1:42.316 (2)	76.70	0.551	09:09:42.078	
6 -	58.805	42.960	1:41.765 (1)	77.11		09:11:23.843	

P10 151		Andrew DENYER		Yamaha OW01 - me			
IDEAL LAP TIME : 1:42.077		BEST LAP TIME : 1:42.077		DIFFERENCE : 0.000			
LAP	SECTOR 1	SECTOR 2	LAP TIME	MPH	DIFF	TIME OF DAY	
1 -	1:06.800	49.101	1:55.901	67.71	13.824	09:03:27.001	
2 -	1:01.705	44.179	1:45.884 (3)	74.11	3.807	09:05:12.885	
3 -	1:03.374	43.442	1:46.816	73.47	4.739	09:06:59.701	
4 -	1:00.053	43.629	1:43.682 (2)	75.69	1.605	09:08:43.383	
5 -	59.578	42.499	1:42.077 (1)	76.88		09:10:25.460	

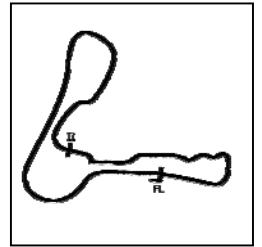
P11 118 E		Darren CORKETT		Suzuki GSXR 600 - Jackson & Phillips			
IDEAL LAP TIME : 1:42.277		BEST LAP TIME : 1:43.147		DIFFERENCE : 0.870			
LAP	SECTOR 1	SECTOR 2	LAP TIME	MPH	DIFF	TIME OF DAY	
1 -	1:08.389	48.179	1:56.568	67.32	13.421	09:03:02.144	
2 -	1:02.984	46.838	1:49.822	71.46	6.675	09:04:51.966	
3 -	1:00.565	43.494	1:44.059 (3)	75.41	0.912	09:06:36.025	
4 -	59.962	43.746	1:43.708 (2)	75.67	0.561	09:08:19.733	
5 -	1:01.422	44.423	1:45.845	74.14	2.698	09:10:05.578	
6 -	1:00.832	42.315	1:43.147 (1)	76.08		09:11:48.725	

P12 129 E		Derek CRIPPS		Yamaha R1 - Team FBR			
IDEAL LAP TIME : 1:43.340		BEST LAP TIME : 1:43.340		DIFFERENCE : 0.000			
LAP	SECTOR 1	SECTOR 2	LAP TIME	MPH	DIFF	TIME OF DAY	
1 -	1:08.603	47.656	1:56.259	67.50	12.919	09:03:02.283	
2 -	1:01.986	45.579	1:47.565	72.96	4.225	09:04:49.848	
3 -	1:00.952	44.435	1:45.387	74.46	2.047	09:06:35.235	
4 -	1:00.339	43.993	1:44.332 (2)	75.22	0.992	09:08:19.567	
5 -	1:00.565	44.675	1:45.240 (3)	74.57	1.900	09:10:04.807	
6 -	59.935	43.405	1:43.340 (1)	75.94		09:11:48.147	

BMCRC - MRO Championships 2023 - Rnd 5 @ Cadwell Park

Thunderbike Sport & Extreme & Supertwins

QUALIFYING - SECTOR ANALYSIS



SECTOR 1 = FL to I1, SECTOR 2 = I1 to FL, DIFF = Difference To Personal Best Lap, P = Crossed Finish Line in Pit Lane, D = Time Disallowed

P13 25		Harrison DAY		Yamaha R6 -			
IDEAL LAP TIME : 1:43.822		BEST LAP TIME : 1:43.822		DIFFERENCE : 0.000			
LAP	SECTOR 1	SECTOR 2	LAP TIME	MPH	DIFF	TIME OF DAY	
1 -	1:10.226	48.650	1:58.876	66.01	15.054	09:03:15.761	
2 -	1:04.463	48.363	1:52.826	69.55	9.004	09:05:08.587	
3 -	1:04.290	45.428	1:49.718 (3)	71.52	5.896	09:06:58.305	
4 -	1:01.041	45.607	1:46.648 (2)	73.58	2.826	09:08:44.953	
5 -	1:00.108	43.714	1:43.822 (1)	75.59		09:10:28.775	

P14 81		Malvern MAY		Honda CBR600RR - IMP racing			
IDEAL LAP TIME : 1:43.944		BEST LAP TIME : 1:43.944		DIFFERENCE : 0.000			
LAP	SECTOR 1	SECTOR 2	LAP TIME	MPH	DIFF	TIME OF DAY	
1 -	1:07.968	46.852	1:54.820	68.35	10.876	09:03:12.364	
2 -	1:01.847	45.188	1:47.035	73.32	3.091	09:04:59.399	
3 -	1:02.870	44.079	1:46.949 (3)	73.38	3.005	09:06:46.348	
4 -	1:01.562	44.063	1:45.625 (2)	74.30	1.681	09:08:31.973	
5 -	1:00.287	43.657	1:43.944 (1)	75.50		09:10:15.917	

P15 77		David MAY		Suzuki GSXR600 - Orchard cooling/ team Silver Arrows			
IDEAL LAP TIME : 1:44.396		BEST LAP TIME : 1:44.396		DIFFERENCE : 0.000			
LAP	SECTOR 1	SECTOR 2	LAP TIME	MPH	DIFF	TIME OF DAY	
1 -	1:04.091	45.121	1:49.212	71.86	4.816	09:02:45.837	
2 -	1:01.337	44.518	1:45.855	74.13	1.459	09:04:31.692	
3 -	1:01.278	43.924	1:45.202 (2)	74.59	0.806	09:06:16.894	
4 -	1:01.311	44.030	1:45.341	74.50	0.945	09:08:02.235	
5 -	1:01.331	43.907	1:45.238 (3)	74.57	0.842	09:09:47.473	
6 -	1:00.931	43.465	1:44.396 (1)	75.17		09:11:31.869	

P16 41 E		David ABRAHAM		Yamaha R1 - Cambridge Motorcycles			
IDEAL LAP TIME : 1:44.685		BEST LAP TIME : 1:44.685		DIFFERENCE : 0.000			
LAP	SECTOR 1	SECTOR 2	LAP TIME	MPH	DIFF	TIME OF DAY	
1 -	1:08.181	49.857	1:58.038	66.48	13.353	09:03:32.329	
2 -	1:02.453	46.283	1:48.736 (3)	72.17	4.051	09:05:21.065	
3 -	1:01.922	45.710	1:47.632 (2)	72.91	2.947	09:07:08.697	
4 -	1:07.560	44.878	1:52.438	69.79	7.753	09:09:01.135	
5 -	1:00.394	44.291	1:44.685 (1)	74.96		09:10:45.820	

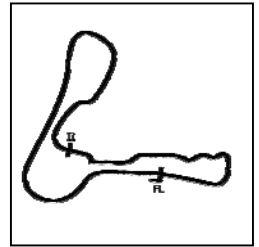
P17 196 U		Kieran SMITH		Suzuki GSXR 1000 -			
IDEAL LAP TIME : 1:43.589		BEST LAP TIME : 1:45.222		DIFFERENCE : 1.633			
LAP	SECTOR 1	SECTOR 2	LAP TIME	MPH	DIFF	TIME OF DAY	
1 -	1:05.082	44.498	1:49.580	71.61	4.358	09:03:53.290	
2 -	1:00.262	43.354	1:43.616 D	75.74		09:05:36.906	
3 -	1:00.235	45.444	1:45.679 (2)	74.26	0.457	09:07:22.585	
4 -	1:00.999	45.212	1:46.211 (3)	73.89	0.989	09:09:08.796	
5 -	1:00.719	44.503	1:45.222 (1)	74.58		09:10:54.018	

P18 48		Shaun WALLIS		Yamaha R6 - MBC Despatch Racing			
IDEAL LAP TIME : 1:46.442		BEST LAP TIME : 1:46.442		DIFFERENCE : 0.000			
LAP	SECTOR 1	SECTOR 2	LAP TIME	MPH	DIFF	TIME OF DAY	
1 -	1:06.607	46.633	1:53.240	69.30	6.798	09:02:55.674	
2 -	1:02.881	45.006	1:47.887 (3)	72.74	1.445	09:04:43.561	
3 -	1:02.519	44.654	1:47.173 (2)	73.22	0.731	09:06:30.734	
4 -	1:03.387	45.536	1:48.923	72.05	2.481	09:08:19.657	
5 -	1:04.983	45.872	1:50.855	70.79	4.413	09:10:10.512	
6 -	1:02.069	44.373	1:46.442 (1)	73.73		09:11:56.954	

BMCRC - MRO Championships 2023 - Rnd 5 @ Cadwell Park

Thunderbike Sport & Extreme & Supertwins

QUALIFYING - SECTOR ANALYSIS



SECTOR 1 = FL to I1, SECTOR 2 = I1 to FL, DIFF = Difference To Personal Best Lap, P = Crossed Finish Line in Pit Lane, D = Time Disallowed

P19		7 R		Darren TAYLOR		Kawasaki ZX6R -	
IDEAL LAP TIME : 1:46.710		BEST LAP TIME : 1:46.710		DIFFERENCE : 0.000			
LAP	SECTOR 1	SECTOR 2	LAP TIME	MPH	DIFF	TIME OF DAY	
1 -	1:08.986	46.313	1:55.299	68.06	8.589	09:02:51.706	
2 -	1:03.563	45.199	1:48.762 (3)	72.15	2.052	09:04:40.468	
3 -	1:03.595	45.298	1:48.893	72.07	2.183	09:06:29.361	
4 -	1:02.823	44.834	1:47.657 (2)	72.89	0.947	09:08:17.018	
5 -	1:02.655	44.055	1:46.710 (1)	73.54		09:10:03.728	

P20		57		Paul NEWMAN		Yamaha R6 - Scarlett racing	
IDEAL LAP TIME : 1:46.774		BEST LAP TIME : 1:47.056		DIFFERENCE : 0.282			
LAP	SECTOR 1	SECTOR 2	LAP TIME	MPH	DIFF	TIME OF DAY	
1 -	1:06.368	46.645	1:53.013	69.44	5.957	09:02:54.899	
2 -	1:03.039	45.169	1:48.208	72.52	1.152	09:04:43.107	
3 -	1:02.054	45.002	1:47.056 (1)	73.30		09:06:30.163	
4 -	1:03.172	44.948	1:48.120	72.58	1.064	09:08:18.283	
5 -	1:02.568	45.242	1:47.810 (3)	72.79	0.754	09:10:06.093	
6 -	1:02.582	44.720	1:47.302 (2)	73.13	0.246	09:11:53.395	

P21		699		Simon WHALL		Yamaha R6 -	
IDEAL LAP TIME : 1:46.907		BEST LAP TIME : 1:47.224		DIFFERENCE : 0.317			
LAP	SECTOR 1	SECTOR 2	LAP TIME	MPH	DIFF	TIME OF DAY	
1 -	1:05.901	46.689	1:52.590	69.70	5.366	09:02:55.220	
2 -	1:02.258	44.991	1:47.249 (2)	73.17	0.025	09:04:42.469	
3 -	1:02.071	45.153	1:47.224 (1)	73.19		09:06:29.693	
4 -	1:03.313	44.836	1:48.149	72.56	0.925	09:08:17.842	
5 -	1:02.655	44.986	1:47.641 (3)	72.90	0.417	09:10:05.483	
6 -	1:03.288	45.175	1:48.463	72.35	1.239	09:11:53.946	

P22		173 SUP		Nick ALLISON		Aprilia RS660 -	
IDEAL LAP TIME : 1:47.278		BEST LAP TIME : 1:47.278		DIFFERENCE : 0.000			
LAP	SECTOR 1	SECTOR 2	LAP TIME	MPH	DIFF	TIME OF DAY	
1 -	1:05.259	46.100	1:51.359	70.47	4.081	09:02:52.959	
2 -	1:02.858	44.977	1:47.835 (2)	72.77	0.557	09:04:40.794	
3 -	1:02.978	45.190	1:48.168 (3)	72.55	0.890	09:06:28.962	
4 -	1:03.651	44.816	1:48.467	72.35	1.189	09:08:17.429	
5 -	1:02.597	44.681	1:47.278 (1)	73.15		09:10:04.707	
6 -	1:03.251	44.977	1:48.228	72.51	0.950	09:11:52.935	

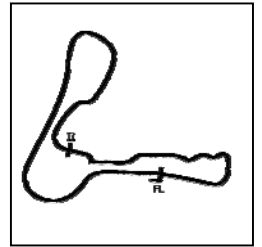
P23		994 R		Adrian HOWARD		Suzuki GSXR 600 - Geary Roofing & Building Services	
IDEAL LAP TIME : 1:48.198		BEST LAP TIME : 1:48.397		DIFFERENCE : 0.199			
LAP	SECTOR 1	SECTOR 2	LAP TIME	MPH	DIFF	TIME OF DAY	
1 -	1:06.596	46.869	1:53.465	69.16	5.068	09:03:08.929	
2 -	1:03.715	46.357	1:50.072	71.29	1.675	09:04:59.001	
3 -	1:03.677	45.500	1:49.177 (3)	71.88	0.780	09:06:48.178	
4 -	1:02.698	46.039	1:48.737 (2)	72.17	0.340	09:08:36.915	
5 -	1:02.721	45.676	1:48.397 (1)	72.40		09:10:25.312	

P24		60		Aiden GOODINGS		Honda CBR600F4 - Micky G Racing	
IDEAL LAP TIME : 1:48.187		BEST LAP TIME : 1:48.898		DIFFERENCE : 0.711			
LAP	SECTOR 1	SECTOR 2	LAP TIME	MPH	DIFF	TIME OF DAY	
1 -	1:09.461	49.841	1:59.302	65.78	10.404	09:03:22.160	
2 -	1:03.345	46.516	1:49.861 (3)	71.43	0.963	09:05:12.021	
3 -	1:27.319	45.222	2:12.541	59.21	23.643	09:07:24.562	
4 -	1:02.965	45.933	1:48.898 (1)	72.06		09:09:13.460	
5 -	1:04.142	45.688	1:49.830 (2)	71.45	0.932	09:11:03.290	

BMCRC - MRO Championships 2023 - Rnd 5 @ Cadwell Park

Thunderbike Sport & Extreme & Supertwins

QUALIFYING - SECTOR ANALYSIS



SECTOR 1 = FL to I1, SECTOR 2 = I1 to FL, DIFF = Difference To Personal Best Lap, P = Crossed Finish Line in Pit Lane, D = Time Disallowed

P25 10		Robert BEAN		Kawasaki ZXR 750 - Mean Green Bean Motorcycles			
IDEAL LAP TIME : 1:49.041		BEST LAP TIME : 1:49.041		DIFFERENCE : 0.000			
LAP	SECTOR 1	SECTOR 2	LAP TIME	MPH	DIFF	TIME OF DAY	
1 -	1:12.657	48.654	2:01.311	64.69	12.270	09:03:22.892	
2 -	1:05.691	46.959	1:52.650 (2)	69.66	3.609	09:05:15.542	
3 -	1:05.667	47.147	1:52.814 (3)	69.56	3.773	09:07:08.356	
4 -	1:07.436	45.389	1:52.825	69.55	3.784	09:09:01.181	
5 -	1:03.996	45.045	1:49.041 (1)	71.97		09:10:50.222	

P26 71		Colin CLUNE		Suzuki SV650 -			
IDEAL LAP TIME : 1:49.519		BEST LAP TIME : 1:49.519		DIFFERENCE : 0.000			
LAP	SECTOR 1	SECTOR 2	LAP TIME	MPH	DIFF	TIME OF DAY	
1 -	1:09.083	48.173	1:57.256	66.93	7.737	09:03:12.614	
2 -	1:04.025	46.367	1:50.392 (3)	71.09	0.873	09:05:03.006	
3 -	1:05.947	46.407	1:52.354	69.85	2.835	09:06:55.360	
4 -	1:03.676	46.183	1:49.859 (2)	71.43	0.340	09:08:45.219	
5 -	1:03.635	45.884	1:49.519 (1)	71.65		09:10:34.738	

P27 44 SUP		Tony PARKER		Kawasaki ER650RR - insta/youtube - 44notpol			
IDEAL LAP TIME : 1:50.816		BEST LAP TIME : 1:50.816		DIFFERENCE : 0.000			
LAP	SECTOR 1	SECTOR 2	LAP TIME	MPH	DIFF	TIME OF DAY	
1 -	1:09.621	49.442	1:59.063	65.91	8.247	09:03:28.305	
2 -	1:10.665	49.733	2:00.398	65.18	9.582	09:05:28.703	
3 -	1:06.196	47.594	1:53.790 (2)	68.96	2.974	09:07:22.493	
4 -	1:04.352	46.464	1:50.816 (1)	70.82		09:09:13.309	
5 -	1:07.239	47.012	1:54.251 (3)	68.69	3.435	09:11:07.560	

P28 67 R		Simon HARVEY		Suzuki SV650 -			
IDEAL LAP TIME : 1:50.883		BEST LAP TIME : 1:50.883		DIFFERENCE : 0.000			
LAP	SECTOR 1	SECTOR 2	LAP TIME	MPH	DIFF	TIME OF DAY	
1 -	1:10.007	48.172	1:58.179	66.40	7.296	09:05:25.633	
2 -	1:06.198	46.910	1:53.108 (2)	69.38	2.225	09:07:18.741	
3 -	1:06.079	47.466	1:53.545 (3)	69.11	2.662	09:09:12.286	
4 -	1:04.231	46.652	1:50.883 (1)	70.77		09:11:03.169	

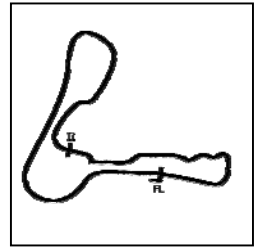
P29 51		Paul BEESLEY		Yamaha R6 -			
IDEAL LAP TIME : 1:50.904		BEST LAP TIME : 1:50.904		DIFFERENCE : 0.000			
LAP	SECTOR 1	SECTOR 2	LAP TIME	MPH	DIFF	TIME OF DAY	
1 -	1:10.291	49.445	1:59.736	65.54	8.832	09:03:14.420	
2 -	1:05.659	48.410	1:54.069 (2)	68.80	3.165	09:05:08.489	
3 -	1:06.834	52.092	1:58.926 (3)	65.99	8.022	09:07:07.415	
4 -	1:10.912	48.159	1:59.071	65.91	8.167	09:09:06.486	
5 -	1:03.790	47.114	1:50.904 (1)	70.76		09:10:57.390	

P30 26 SUP		Piers DARBY		Suzuki SV650 - Darby Racing			
IDEAL LAP TIME : 1:50.975		BEST LAP TIME : 1:50.975		DIFFERENCE : 0.000			
LAP	SECTOR 1	SECTOR 2	LAP TIME	MPH	DIFF	TIME OF DAY	
1 -	1:07.849	47.780	1:55.629 (3)	67.87	4.654	09:02:57.953	
2 -	1:05.955	48.377	1:54.332 (2)	68.64	3.357	09:04:52.285	
3 -	1:04.903	46.072	1:50.975 (1)	70.71		09:06:43.260	

BMCRC - MRO Championships 2023 - Rnd 5 @ Cadwell Park

Thunderbike Sport & Extreme & Supertwins

QUALIFYING - SECTOR ANALYSIS



SECTOR 1 = FL to I1, SECTOR 2 = I1 to FL, DIFF = Difference To Personal Best Lap, P = Crossed Finish Line in Pit Lane, D = Time Disallowed

P31 11		Malcolm BATE		Kawasaki ZX7R - Hartjay			
IDEAL LAP TIME : 1:50.805		BEST LAP TIME : 1:51.047		DIFFERENCE : 0.242			
LAP	SECTOR 1	SECTOR 2	LAP TIME	MPH	DIFF	TIME OF DAY	
1 -	1:09.848	48.502	1:58.350	66.31	7.303	09:03:21.823	
2 -	1:04.743	46.304	1:51.047 (1)	70.67		09:05:12.870	
3 -	1:05.789	49.236	1:55.025 (3)	68.22	3.978	09:07:07.895	
4 -	1:10.279	46.260	1:56.539	67.34	5.492	09:09:04.434	
5 -	1:04.545	47.611	1:52.156 (2)	69.97	1.109	09:10:56.590	

P32 84		Ricardo BRANCO		Yamaha R6 - IMP Racing			
IDEAL LAP TIME : 1:51.209		BEST LAP TIME : 1:51.334		DIFFERENCE : 0.125			
LAP	SECTOR 1	SECTOR 2	LAP TIME	MPH	DIFF	TIME OF DAY	
1 -	1:09.638	48.686	1:58.324	66.32	6.990	09:03:16.386	
2 -	1:07.371	47.964	1:55.335	68.04	4.001	09:05:11.721	
3 -	1:05.200	49.688	1:54.888 (3)	68.31	3.554	09:07:06.609	
4 -	1:04.430	47.419	1:51.849 (2)	70.16	0.515	09:08:58.458	
5 -	1:04.555	46.779	1:51.334 (1)	70.49		09:10:49.792	

P33 74 SUP		Daniel BLACK		Suzukis SV650 - DAD			
IDEAL LAP TIME : 1:51.120		BEST LAP TIME : 1:52.376		DIFFERENCE : 1.256			
LAP	SECTOR 1	SECTOR 2	LAP TIME	MPH	DIFF	TIME OF DAY	
1 -	1:08.950	50.575	1:59.525	65.66	7.149	09:03:28.180	
2 -	1:06.439	46.785	1:53.224 (2)	69.31	0.848	09:05:21.404	
3 -	1:05.101	48.177	1:53.278 (3)	69.28	0.902	09:07:14.682	
4 -	1:05.002	47.374	1:52.376 (1)	69.83		09:09:07.058	

P34 40		Simon WILKINSON		Suzuki SV650 - S P Wilkinson Engineering Ltd			
IDEAL LAP TIME : 1:50.761		BEST LAP TIME : 1:52.788		DIFFERENCE : 2.027			
LAP	SECTOR 1	SECTOR 2	LAP TIME	MPH	DIFF	TIME OF DAY	
1 -	1:10.315	48.978	1:59.293	65.78	6.505	09:03:17.206	
2 -	1:06.955	48.614	1:55.569 (3)	67.90	2.781	09:05:12.775	
3 -	1:06.232	49.259	1:55.491 (2)	67.95	2.703	09:07:08.266	
4 -	1:09.662	46.190	1:55.852	67.74	3.064	09:09:04.118	
5 -	1:04.571	48.217	1:52.788 (1)	69.58		09:10:56.906	

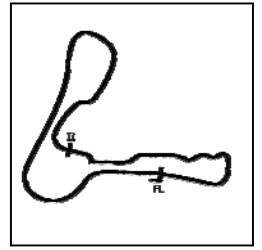
P35 212 E		Martin BRADER		Aprilia RSVR - Infinity PM			
IDEAL LAP TIME : 1:51.812		BEST LAP TIME : 1:52.961		DIFFERENCE : 1.149			
LAP	SECTOR 1	SECTOR 2	LAP TIME	MPH	DIFF	TIME OF DAY	
1 -	1:11.526	48.865	2:00.391	65.18	7.430	09:03:15.666	
2 -	1:07.893	47.884	1:55.777 (3)	67.78	2.816	09:05:11.443	
3 -	1:06.966	49.149	1:56.115	67.58	3.154	09:07:07.558	
4 -	1:08.758	46.886	1:55.644 (2)	67.86	2.683	09:09:03.202	
5 -	1:04.926	48.035	1:52.961 (1)	69.47		09:10:56.163	

P36 127 R		Matthew CHAM		Ducati MONSTER 696 -			
IDEAL LAP TIME : 1:54.431		BEST LAP TIME : 1:54.479		DIFFERENCE : 0.048			
LAP	SECTOR 1	SECTOR 2	LAP TIME	MPH	DIFF	TIME OF DAY	
1 -	1:12.299	49.631	2:01.930	64.36	7.451	09:03:31.801	
2 -	1:07.059	48.768	1:55.827 (3)	67.75	1.348	09:05:27.628	
3 -	1:06.007	48.508	1:54.515 (2)	68.53	0.036	09:07:22.143	
4 -	1:06.055	48.424	1:54.479 (1)	68.55		09:09:16.622	

BMCRC - MRO Championships 2023 - Rnd 5 @ Cadwell Park

Thunderbike Sport & Extreme & Supertwins

QUALIFYING - SECTOR ANALYSIS



SECTOR 1 = FL to I1, SECTOR 2 = I1 to FL, DIFF = Difference To Personal Best Lap, P = Crossed Finish Line in Pit Lane, D = Time Disallowed

P37 138 SUP		Craig JARMIN		Suzuki SV 650 - SK PreP			
IDEAL LAP TIME : 1:54.040		BEST LAP TIME : 1:54.741		DIFFERENCE : 0.701			
LAP	SECTOR 1	SECTOR 2	LAP TIME	MPH	DIFF	TIME OF DAY	
1 -	1:11.252	50.145	2:01.397	64.64	6.656	09:03:22.071	
2 -	1:08.487	48.565	1:57.052	67.04	2.311	09:05:19.123	
3 -	1:06.952	48.582	1:55.534 (3)	67.92	0.793	09:07:14.657	
4 -	1:07.027	47.714	1:54.741 (1)	68.39		09:09:09.398	
5 -	1:06.326	49.038	1:55.364 (2)	68.02	0.623	09:11:04.762	

P38 281		Daniel FARLEY		Suzuki SV650 - F-TECH FIRE & ELECTRICAL LTD			
IDEAL LAP TIME : 1:54.638		BEST LAP TIME : 1:55.123		DIFFERENCE : 0.485			
LAP	SECTOR 1	SECTOR 2	LAP TIME	MPH	DIFF	TIME OF DAY	
1 -	1:13.642	51.246	2:04.888	62.84	9.765	09:03:27.922	
2 -	1:10.050	49.162	1:59.212	65.83	4.089	09:05:27.134	
3 -	1:07.140	47.983	1:55.123 (1)	68.17		09:07:22.257	
4 -	1:06.945	49.449	1:56.394 (2)	67.42	1.271	09:09:18.651	
5 -	1:06.655	50.956	1:57.611 (3)	66.72	2.488	09:11:16.262	

P39 910 R		Harry GOWER		Suzuki SV650 - RightGear Motorcycles			
IDEAL LAP TIME : 1:56.214		BEST LAP TIME : 1:56.229		DIFFERENCE : 0.015			
LAP	SECTOR 1	SECTOR 2	LAP TIME	MPH	DIFF	TIME OF DAY	
1 -	1:14.060	52.861	2:06.921	61.83	10.692	09:03:34.314	
2 -	1:12.020	50.718	2:02.738	63.94	6.509	09:05:37.052	
3 -	1:08.883	48.978	1:57.861 (3)	66.58	1.632	09:07:34.913	
4 -	1:08.844	48.236	1:57.080 (2)	67.03	0.851	09:09:31.993	
5 -	1:07.978	48.251	1:56.229 (1)	67.52		09:11:28.222	

P40 19		Dean FARNWORTH		Suzuki GSXR600 - DMFS Ltd			
IDEAL LAP TIME : 2:02.589		BEST LAP TIME : 2:02.589		DIFFERENCE : 0.000			
LAP	SECTOR 1	SECTOR 2	LAP TIME	MPH	DIFF	TIME OF DAY	
1 -	1:20.635	52.287	2:12.922 (3)	59.04	10.333	09:07:07.269	
2 -	1:15.025	50.737	2:05.762 (2)	62.40	3.173	09:09:13.031	
3 -	1:11.984	50.605	2:02.589 (1)	64.01		09:11:15.620	

BMCRC - MRO Championships 2023 - Rnd 5 @ Cadwell Park

Thunderbike Sport & Extreme & Supertwins

QUALIFYING - BEST SECTORS

SECTOR 1			SECTOR 2			IDEAL / BEST COMPARISON						
POS	NO	NAME	TIME	NO	NAME	TIME	POS	NO	NAME	IDEAL	BEST	DIFF
1	92	CALDWELL	57.835	78	THOMAS	41.673	1	78	THOMAS	1:40.582	1:40.775	0.193
2	0	HILL	58.279	118	CORKETT	42.315	2	92	CALDWELL	1:40.673	1:40.786	0.113
3	52	FRICKER	58.520	97	MANN	42.318	3	0	HILL	1:40.699	1:40.699	0.000
4	52	MANTELL	58.521	52	MANTELL	42.396	4	52	MANTELL	1:40.917	1:40.941	0.024
5	168	ASHBY	58.610	0	HILL	42.420	5	97	MANN	1:41.120	1:41.199	0.079
6	97	MANN	58.802	151	DENYER	42.499	6	168	ASHBY	1:41.147	1:41.215	0.068
7	69	RUSSO	58.805	168	ASHBY	42.537	7	52	FRICKER	1:41.371	1:41.371	0.000
8	78	THOMAS	58.909	33	BISWELL	42.704	8	33	BISWELL	1:41.679	1:41.748	0.069
9	33	BISWELL	58.975	92	CALDWELL	42.838	9	69	RUSSO	1:41.765	1:41.765	0.000
10	151	DENYER	59.578	52	FRICKER	42.851	10	151	DENYER	1:42.077	1:42.077	0.000
11	129	CRIPPS	59.935	69	RUSSO	42.960	11	118	CORKETT	1:42.277	1:43.147	0.870
12	118	CORKETT	59.962	196	SMITH	43.354	12	129	CRIPPS	1:43.340	1:43.340	0.000
13	25	DAY	1:00.108	129	CRIPPS	43.405	13	196	SMITH	1:43.589	1:45.222	1.633
14	196	SMITH	1:00.235	77	MAY	43.465	14	25	DAY	1:43.822	1:43.822	0.000
15	81	MAY	1:00.287	81	MAY	43.657	15	81	MAY	1:43.944	1:43.944	0.000
16	41	ABRAHAM	1:00.394	25	DAY	43.714	16	77	MAY	1:44.396	1:44.396	0.000
17	77	MAY	1:00.931	7	TAYLOR	44.055	17	41	ABRAHAM	1:44.685	1:44.685	0.000
18	57	NEWMAN	1:02.054	41	ABRAHAM	44.291	18	48	WALLIS	1:46.442	1:46.442	0.000
19	48	WALLIS	1:02.069	48	WALLIS	44.373	19	7	TAYLOR	1:46.710	1:46.710	0.000
20	699	WHALL	1:02.071	173	ALLISON	44.681	20	57	NEWMAN	1:46.774	1:47.056	0.282
21	173	ALLISON	1:02.597	57	NEWMAN	44.720	21	699	WHALL	1:46.907	1:47.224	0.317
22	7	TAYLOR	1:02.655	699	WHALL	44.836	22	173	ALLISON	1:47.278	1:47.278	0.000
23	994	HOWARD	1:02.698	10	BEAN	45.045	23	60	GOODINGS	1:48.187	1:48.898	0.711
24	60	GOODINGS	1:02.965	60	GOODINGS	45.222	24	994	HOWARD	1:48.198	1:48.397	0.199
25	71	CLUNE	1:03.635	994	HOWARD	45.500	25	10	BEAN	1:49.041	1:49.041	0.000
26	51	BEESLEY	1:03.790	71	CLUNE	45.884	26	71	CLUNE	1:49.519	1:49.519	0.000
27	10	BEAN	1:03.996	26	DARBY	46.072	27	40	WILKINSON	1:50.761	1:52.788	2.027
28	67	HARVEY	1:04.231	40	WILKINSON	46.190	28	11	BATE	1:50.805	1:51.047	0.242
29	74	BLACK	1:04.335	11	BATE	46.260	29	44	PARKER	1:50.816	1:50.816	0.000
30	44	PARKER	1:04.352	44	PARKER	46.464	30	67	HARVEY	1:50.883	1:50.883	0.000
31	84	BRANCO	1:04.430	67	HARVEY	46.652	31	51	BEESLEY	1:50.904	1:50.904	0.000
32	11	BATE	1:04.545	84	BRANCO	46.779	32	26	DARBY	1:50.975	1:50.975	0.000
33	40	WILKINSON	1:04.571	74	BLACK	46.785	33	74	BLACK	1:51.120	1:52.376	1.256
34	26	DARBY	1:04.903	212	BRADER	46.886	34	84	BRANCO	1:51.209	1:51.334	0.125
35	212	BRADER	1:04.926	51	BEESLEY	47.114	35	212	BRADER	1:51.812	1:52.961	1.149
36	127	CHAM	1:06.007	138	JARMIN	47.714	36	138	JARMIN	1:54.040	1:54.741	0.701
37	138	JARMIN	1:06.326	281	FARLEY	47.983	37	127	CHAM	1:54.431	1:54.479	0.048
38	281	FARLEY	1:06.655	910	GOWER	48.236	38	281	FARLEY	1:54.638	1:55.123	0.485
39	910	GOWER	1:07.978	127	CHAM	48.424	39	910	GOWER	1:56.214	1:56.229	0.015
40	19	FARNWORTH	1:11.984	19	FARNWORTH	50.605	40	19	FARNWORTH	2:02.589	2:02.589	0.000

41

BMCRC - MRO Championships 2023 - Rnd 5 @ Cadwell Park

Thunderbike Sport & Extreme & Supertwins

QUALIFYING - STATISTICS

Competitors Started 41
Planned Start 2023-07-01 @ 09:00:00.000
Actual Start 2023-07-01 @ 09:00:23.186
Finish Time 2023-07-01 @ 09:10:13.645
Track Length 2.1800mi.
Total Laps 203
Total Distance Covered 442.5437mi.

Session Fastest Lap History

NO	CL	NAME	LAP TIME	TIME OF DAY	LAP	VEHICLE
0		Jeremy HILL	1:44.424	09:02:38.037	1	Yamaha R6
78		Jamie THOMAS	1:43.193	09:02:39.257	1	Suzuki GSXR 1000
0		Jeremy HILL	1:42.542	09:04:20.579	2	Yamaha R6
78		Jamie THOMAS	1:42.000	09:04:21.256	2	Suzuki GSXR 1000
0		Jeremy HILL	1:40.699	09:06:01.277	3	Yamaha R6

Flag History

TYPE	TIME OF DAY
GREEN	09:00:23.186
FINISH	09:10:13.645

Flag Statistics

TYPE	COUNT	TOTAL LAPS	TOTAL TIME
Green	1	6	11:44.934
Red	0	0	0.000
Safety Car	0	0	0.000
FCY	0	0	0.000

BMCRC - MRO Championships 2023 - Rnd 5 @ Cadwell Park

Thunderbike Sport & Extreme & Supertwins

QUALIFYING - STATISTICS

CLASS :

23 Starters

Fastest Lap History

NO	NAME	LAP TIME	TIME OF DAY	LAP	VEHICLE
0	Jeremy HILL	1:44.424	09:02:38.037	1	Yamaha R6
0	Jeremy HILL	1:42.542	09:04:20.579	2	Yamaha R6
0	Jeremy HILL	1:40.699	09:06:01.277	3	Yamaha R6

BMCRC - MRO Championships 2023 - Rnd 5 @ Cadwell Park

Thunderbike Sport & Extreme & Supertwins

QUALIFYING - STATISTICS

CLASS : R

5 Starters

Fastest Lap History

NO	NAME	LAP TIME	TIME OF DAY	LAP	VEHICLE
7	Darren TAYLOR	1:55.299	09:02:51.734	1	Kawasaki ZX6R
994	Adrian HOWARD	1:53.465	09:03:08.937	1	Suzuki GSXR 600
7	Darren TAYLOR	1:48.762	09:04:40.496	2	Kawasaki ZX6R
7	Darren TAYLOR	1:47.657	09:08:17.047	4	Kawasaki ZX6R
7	Darren TAYLOR	1:46.710	09:10:03.755	5	Kawasaki ZX6R

BMCRC - MRO Championships 2023 - Rnd 5 @ Cadwell Park

Thunderbike Sport & Extreme & Supertwins

QUALIFYING - STATISTICS

CLASS : SUP

5 Starters

Fastest Lap History

NO	NAME	LAP TIME	TIME OF DAY	LAP	VEHICLE
173	Nick ALLISON	1:51.359	09:02:52.976	1	Aprilia RS660
173	Nick ALLISON	1:47.835	09:04:40.811	2	Aprilia RS660
173	Nick ALLISON	1:47.278	09:10:04.724	5	Aprilia RS660

BMCRC - MRO Championships 2023 - Rnd 5 @ Cadwell Park

Thunderbike Sport & Extreme & Supertwins

QUALIFYING - STATISTICS

CLASS : E

6 Starters

Fastest Lap History

NO	NAME	LAP TIME	TIME OF DAY	LAP	VEHICLE
168	Ian ASHBY	1:47.139	09:02:44.387	1	TRIUMPH 955I
168	Ian ASHBY	1:42.688	09:04:27.076	2	TRIUMPH 955I
168	Ian ASHBY	1:41.677	09:06:08.752	3	TRIUMPH 955I
52	Barry MANTELL	1:40.941	09:06:09.680	3	Honda 929 FIREBLADE

BMCRC - MRO Championships 2023 - Rnd 5 @ Cadwell Park

Thunderbike Sport & Extreme & Supertwins

QUALIFYING - STATISTICS

CLASS : U

2 Starters

Fastest Lap History

NO	NAME	LAP TIME	TIME OF DAY	LAP	VEHICLE
78	Jamie THOMAS	1:43.193	09:02:39.257	1	Suzuki GSXR 1000
78	Jamie THOMAS	1:42.000	09:04:21.256	2	Suzuki GSXR 1000
78	Jamie THOMAS	1:40.775	09:06:02.030	3	Suzuki GSXR 1000

BMCRC - MRO Championships 2023 - Rnd 5 @ Cadwell Park



Thunderbike Sport & Supertwins

RACE 1 - GRID (6 Laps)

ROW 12	34	24	Harley GODZISZ	35	119	Kevin BURTON	36		
ROW 11	31	910	Harry GOWER	32	19	Dean FARNWORTH	33	99	Lee BELLOTTI
ROW 10	28	127	Matthew CHAM	29	138	Craig JARMIN	30	281	Daniel FARLEY
ROW 9	25	84	Ricardo BRANCO	26	74	Daniel BLACK	27	40	Simon WILKINSON
ROW 8	22	51	Paul BEESLEY	23	26	Piers DARBY	24	11	Malcolm BATE
ROW 7	19	71	Colin CLUNE	20	44	Tony PARKER	21	67	Simon HARVEY
ROW 6	16	994	Adrian HOWARD	17	60	Aiden GOODINGS	18	10	Robert BEAN
ROW 5	13	57	Paul NEWMAN	14	699	Simon WHALL	15	173	Nick ALLISON
ROW 4	10	77	David MAY	11	48	Shaun WALLIS	12	7	Darren TAYLOR
ROW 3	7	151	Andrew DENYER	8	25	Harrison DAY	9	81	Malvern MAY
ROW 2	4	52	Elliot FRICKER	5	33	Mark BISWELL	6	69	Tony RUSSO
ROW 1	1	0	Jeremy HILL	2	92	Tommi CALDWELL	3	97	Alex MANN
Pole									

Cadwell Park: 2.1800 miles

These results are provisional until the conclusion of any judicial and technical matters.

Clerk Of Course :	Stewards :	Timekeeper : Craig Smith

Results can be found at www.tsl-timing.com

Printed - 09:22 Saturday, 01 July 2023





BMCRC - MRO Championships 2023 - Rnd 5 @ Cadwell Park

Reactive Parts MRO Powerbikes inc Clubman 1000 & Thunderbike Ultra QUALIFYING - CLASSIFICATION



POS	NO	CL	PIC NAME	ENTRY	TIME	ON	LAPS	GAP	DIFF	MPH
1	800	U	1 Morgan CREASEY	Suzuki GSXR 1000 K7 - Warics Ltd	1:37.496	6	6			80.49
2	52	C	1 Scott FORBES-COWDRY	Kawasaki ZX10R - Lincolnshire landscaping services	1:38.067	5	6	0.571	0.571	80.02
3	48		1 Nicky WILSON	Suzuki GSXR 1000 - Demon GP/Haslemere Motorcycl	1:38.852	5	6	1.356	0.785	79.39
4	2		2 Peter BAKER	Kawasaki ZX10R - TJ & Peter Baker M/C	1:38.978	6	6	1.482	0.126	79.29
5	223		3 Rafal KISYK	Suzuki GSXR-1000 -	1:39.039	6	6	1.543	0.061	79.24
6	224	C	2 Lee HEALEY	Suzuki GSXR 1000R - Wilvin UK Ltd / Uniq3 Projects L	1:40.116	5	6	2.620	1.077	78.38
7	188		4 Dawid KRAWIECKI	Yamaha R1 - Code Blue LTD & D A East Electrical	1:40.595	4	4	3.099	0.479	78.01
8	78	C	3 Jamie THOMAS	Suzuki GSXR 1000 - Team RubyRacing DART Motors	1:41.042	5	6	3.546	0.447	77.67
9	26		5 Josh WAINWRIGHT	Honda CBR1000RR - JW MOT Centre	1:41.237	4	4	3.741	0.195	77.52
10	17		6 Philip BAKER	BMW S1000RR - Ashford Accident Repair Centre Ltd	1:41.485	6	6	3.989	0.248	77.33
11	19	U	3 Tyler DONOVAN	Kawasaki ZX10R - Tinder Corp	1:42.441	4	5	4.945	0.956	76.61
12	196		7 Kieran SMITH	Honda CBR1000RR-R SO -	1:43.405	5	6	5.909	0.964	75.89
13	4	C	4 Remi MATUZAS	Yamaha R1 - B INTERIORS	1:43.979	6	6	6.483	0.574	75.47
14	18	C	5 Sigitas CERNIAUSKAS	Yamaha R1 - SC MOTO	1:44.016	6	6	6.520	0.037	75.45
15	91	C	6 Chris TAYLOR	BMW S1000RR - Cam Civils and Landscaping LTD	1:44.104	5	5	6.608	0.088	75.38
16	60		8 Jack YOUNGE	Kawasaki ZX10R - Chase Timber products	1:44.211	4	4	6.715	0.107	75.30
17	10	C	7 Daniel MERCER	Honda CBR1000RR - Merc&Co Racing	1:44.707	3	5	7.211	0.496	74.95
18	30	C	8 Alex PENRICE	Yamaha R1 - AP Motorcycles	1:45.650	2	2	8.154	0.943	74.28
19	21		9 Jack CROUCHER	Kawasaki ZX10R - Trendy lofts / croucher carpentry / p	1:47.517	3	3	10.021	1.867	72.99
20	82	U	4 Matt HINNELLS	Yamaha R1 - FH82Racing	1:47.907	5	5	10.411	0.390	72.72
21	88	U	5 Stephen LI	Suzuki GSXR 1000 -	1:48.507	4	5	11.011	0.600	72.32
22	102	U	6 James FEARN	Suzuki GSXR1000 - Mark Wilby plumbing	1:49.102	3	4	11.606	0.595	71.93
23	5	U	7 Stacey KILLWORTH	Suzuki GSXR 1000 - Greenplant/Everns	1:49.575	2	2	12.079	0.473	71.62
24	45	U	8 Chad HASHMI	Suzuki GSXR1000 -	1:50.261	4	4	12.765	0.686	71.17
25	147	C	9 Mark SKEVINGTON	Suzuki GSXR 1000 - Teknimek Engineering Ltd	1:50.303	5	5	12.807	0.042	71.15
26	55	C	10 Kirt POWELL	BMW S1000RR - Kirt powell plumbing and heating	1:50.942	2	2	13.446	0.639	70.74
27	707	U	9 Alex SYMON	Kawasaki ZX10R - MCW	1:51.168	5	5	13.672	0.226	70.59
28	8	U	10 Dave SAUNDERS	Suzuki GSXR1000 - Mum/Dad/JW MOT/Parks Utility	1:53.227	5	5	15.731	2.059	69.31
29	96	U	11 Pete SCOTT	Suzuki GSXR1000K5 - South Hill MOT Centre	1:58.613	3	5	21.117	5.386	66.16
30	40	U	12 Malcolm BATE	Suzuki GSXR1000 - Hartjay	1:58.829	3	4	21.333	0.216	66.04
31	333		10 Andrew HOUGHTON	BMW S1000RR - Bahnstormer BMW	2:03.826	1	1	26.330	4.997	63.37
32	4	U	13 Hayden KILLWORTH	Kawasaki ZX10R - A&S Killworth / H11xy	2:08.102	4	4	30.606	4.276	61.26
33	888	C	11 Paul FAGG	Yamaha R1 4C8 - I need a sponsor-	2:09.836	1	2	32.340	1.734	60.44
34	46	C	12 Simon GATES	Yamaha YZF R1 - T.A Roden LTD / Canine Plus Hydr	2:11.159	1	1	33.663	1.323	59.83

Weather / Track : Cloudy / Dry

These results are provisional until the conclusion of any judicial and technical matters.

Cadwell Park: 2.1800 miles

Date: 01/07/2023 Start: 10:04 Finish: 10:14

Clerk Of Course :

Stewards :

Timekeeper :

Craig Smith

Results can be found at www.tsl-timing.com

Printed - 10:18 Saturday, 01 July 2023



BMCRC - MRO Championships 2023 - Rnd 5 @ Cadwell Park

Reactive Parts MRO Powerbikes inc Clubman 1000 & Thunderbike Ultra

QUALIFYING - SECTOR ANALYSIS



SECTOR 1 = FL to I1, SECTOR 2 = I1 to FL, DIFF = Difference To Personal Best Lap, P = Crossed Finish Line in Pit Lane, D = Time Disallowed

P1		800 U		Morgan CREASEY		Suzuki GSXR 1000 K7 - Warics Ltd	
IDEAL LAP TIME : 1:37.496		BEST LAP TIME : 1:37.496		DIFFERENCE : 0.000			
LAP	SECTOR 1	SECTOR 2	LAP TIME	MPH	DIFF	TIME OF DAY	
1 -	1:05.538	46.327	1:51.865	70.15	14.369	10:06:43.270	
2 -	1:01.640	43.286	1:44.926	74.79	7.430	10:08:28.196	
3 -	59.669	42.429	1:42.098 (3)	76.86	4.602	10:10:10.294	
4 -	57.599	41.842	1:39.441 (2)	78.92	1.945	10:11:49.735	
5 -	58.257	45.377	1:43.634	75.72	6.138	10:13:33.369	
6 -	56.226	41.270	1:37.496 (1)	80.49		10:15:10.865	

P2		52 C		Scott FORBES-COWDRY		Kawasaki ZX10R - Lincolnshire landscaping services	
IDEAL LAP TIME : 1:38.067		BEST LAP TIME : 1:38.067		DIFFERENCE : 0.000			
LAP	SECTOR 1	SECTOR 2	LAP TIME	MPH	DIFF	TIME OF DAY	
1 -	1:05.542	50.503	1:56.045	67.62	17.978	10:06:52.341	
2 -	58.381	45.614	1:43.995 (3)	75.46	5.928	10:08:36.336	
3 -	1:08.061	54.896	2:02.957	63.82	24.890	10:10:39.293	
4 -	1:00.932	43.367	1:44.299	75.24	6.232	10:12:23.592	
5 -	56.862	41.205	1:38.067 (1)	80.02		10:14:01.659	
6 -	59.206	43.605	1:42.811 (2)	76.33	4.744	10:15:44.470	

P3		48		Nicky WILSON		Suzuki GSXR 1000 - Demon GP/Haslemere Motorcycles	
IDEAL LAP TIME : 1:37.800		BEST LAP TIME : 1:38.852		DIFFERENCE : 1.052			
LAP	SECTOR 1	SECTOR 2	LAP TIME	MPH	DIFF	TIME OF DAY	
1 -	1:04.228	46.302	1:50.530	71.00	11.678	10:06:41.408	
2 -	57.313	45.024	1:42.337	76.68	3.485	10:08:23.745	
3 -	58.880	43.444	1:42.324 (3)	76.69	3.472	10:10:06.069	
4 -	59.383	43.387	1:42.770	76.36	3.918	10:11:48.839	
5 -	57.448	41.404	1:38.852 (1)	79.39		10:13:27.691	
6 -	56.396	42.934	1:39.330 (2)	79.01	0.478	10:15:07.021	

P4		2		Peter BAKER		Kawasaki ZX10R - TJ & Peter Baker M/C	
IDEAL LAP TIME : 1:38.978		BEST LAP TIME : 1:38.978		DIFFERENCE : 0.000			
LAP	SECTOR 1	SECTOR 2	LAP TIME	MPH	DIFF	TIME OF DAY	
1 -	1:02.579	44.145	1:46.724	73.53	7.746	10:06:33.135	
2 -	1:00.465	44.574	1:45.039	74.71	6.061	10:08:18.174	
3 -	59.671	43.655	1:43.326	75.95	4.348	10:10:01.500	
4 -	59.161	43.405	1:42.566 (3)	76.51	3.588	10:11:44.066	
5 -	57.322	42.296	1:39.618 (2)	78.78	0.640	10:13:23.684	
6 -	56.702	42.276	1:38.978 (1)	79.29		10:15:02.662	

P5		223		Rafal KISYK		Suzuki GSXR-1000 -	
IDEAL LAP TIME : 1:39.039		BEST LAP TIME : 1:39.039		DIFFERENCE : 0.000			
LAP	SECTOR 1	SECTOR 2	LAP TIME	MPH	DIFF	TIME OF DAY	
1 -	1:07.356	47.613	1:54.969	68.26	15.930	10:06:42.548	
2 -	1:04.290	44.892	1:49.182	71.88	10.143	10:08:31.730	
3 -	1:00.201	42.912	1:43.113 (3)	76.11	4.074	10:10:14.843	
4 -	1:01.358	44.325	1:45.683	74.26	6.644	10:12:00.526	
5 -	58.053	42.290	1:40.343 (2)	78.21	1.304	10:13:40.869	
6 -	57.551	41.488	1:39.039 (1)	79.24		10:15:19.908	

P6		224 C		Lee HEALEY		Suzuki GSXR 1000R - Wilvin UK Ltd / Uniq3 Projects Ltd	
IDEAL LAP TIME : 1:39.978		BEST LAP TIME : 1:40.116		DIFFERENCE : 0.138			
LAP	SECTOR 1	SECTOR 2	LAP TIME	MPH	DIFF	TIME OF DAY	
1 -	1:07.296	46.748	1:54.044	68.81	13.928	10:06:47.565	
2 -	1:01.783	47.636	1:49.419	71.72	9.303	10:08:36.984	
3 -	1:04.308	46.120	1:50.428	71.06	10.312	10:10:27.412	
4 -	1:01.827	42.923	1:44.750 (3)	74.92	4.634	10:12:12.162	
5 -	58.010	42.106	1:40.116 (1)	78.38		10:13:52.278	
6 -	57.872	42.896	1:40.768 (2)	77.88	0.652	10:15:33.046	

BMCRC - MRO Championships 2023 - Rnd 5 @ Cadwell Park

Reactive Parts MRO Powerbikes inc Clubman 1000 & Thunderbike Ultra

QUALIFYING - SECTOR ANALYSIS



SECTOR 1 = FL to I1, SECTOR 2 = I1 to FL, DIFF = Difference To Personal Best Lap, P = Crossed Finish Line in Pit Lane, D = Time Disallowed

P7 188		Dawid KRAWIECKI		Yamaha R1 - Code Blue LTD & D A East Electrical			
IDEAL LAP TIME : 1:40.595		BEST LAP TIME : 1:40.595		DIFFERENCE : 0.000			
LAP	SECTOR 1	SECTOR 2	LAP TIME	MPH	DIFF	TIME OF DAY	
1 -	1:03.823	47.122	1:50.945	70.73	10.350	10:08:53.378	
2 -	1:02.540	45.955	1:48.495 (3)	72.33	7.900	10:10:41.873	
3 -	59.722	43.141	1:42.863 (2)	76.29	2.268	10:12:24.736	
4 -	57.726	42.869	1:40.595 (1)	78.01		10:14:05.331	

P8 78 C		Jamie THOMAS		Suzuki GSXR 1000 - Team RubyRacing DART Motorsport			
IDEAL LAP TIME : 1:40.772		BEST LAP TIME : 1:41.042		DIFFERENCE : 0.270			
LAP	SECTOR 1	SECTOR 2	LAP TIME	MPH	DIFF	TIME OF DAY	
1 -	1:05.464	46.441	1:51.905	70.13	10.863	10:06:43.810	
2 -	1:04.684	47.103	1:51.787	70.20	10.745	10:08:35.597	
3 -	1:03.369	45.529	1:48.898	72.06	7.856	10:10:24.495	
4 -	59.356	42.369	1:41.725 (3)	77.14	0.683	10:12:06.220	
5 -	58.403	42.639	1:41.042 (1)	77.67		10:13:47.262	
6 -	59.079	42.576	1:41.655 (2)	77.20	0.613	10:15:28.917	

P9 26		Josh WAINWRIGHT		Honda CBR1000RR - JW MOT Centre			
IDEAL LAP TIME : 1:41.237		BEST LAP TIME : 1:41.237		DIFFERENCE : 0.000			
LAP	SECTOR 1	SECTOR 2	LAP TIME	MPH	DIFF	TIME OF DAY	
1 -	1:03.711	45.394	1:49.105 (3)	71.93	7.868	10:06:31.940	
2 -	1:01.230	44.920	1:46.150 (2)	73.93	4.913	10:08:18.090	
3 -	1:01.114	2:50.499	3:51.613	33.88	2:10.376	10:12:09.703	
4 -	58.941	42.296	1:41.237 (1)	77.52		10:13:50.940	

P10 17		Philip BAKER		BMW S1000RR - Ashford Accident Repair Centre Ltd			
IDEAL LAP TIME : 1:41.485		BEST LAP TIME : 1:41.485		DIFFERENCE : 0.000			
LAP	SECTOR 1	SECTOR 2	LAP TIME	MPH	DIFF	TIME OF DAY	
1 -	1:07.686	46.449	1:54.135	68.76	12.650	10:06:46.340	
2 -	1:01.649	45.548	1:47.197	73.21	5.712	10:08:33.537	
3 -	1:01.918	44.060	1:45.978	74.05	4.493	10:10:19.515	
4 -	59.674	43.683	1:43.357 (2)	75.93	1.872	10:12:02.872	
5 -	1:00.415	43.392	1:43.807 (3)	75.60	2.322	10:13:46.679	
6 -	59.169	42.316	1:41.485 (1)	77.33		10:15:28.164	

P11 19 U		Tyler DONOVAN		Kawasaki ZX10R - Tinder Corp			
IDEAL LAP TIME : 1:41.792		BEST LAP TIME : 1:42.441		DIFFERENCE : 0.649			
LAP	SECTOR 1	SECTOR 2	LAP TIME	MPH	DIFF	TIME OF DAY	
1 -	1:07.697	2:10.760	3:18.457	39.54	1:36.016	10:08:06.794	
2 -	1:03.944	46.198	1:50.142	71.25	7.701	10:09:56.936	
3 -	1:01.921	44.351	1:46.272 (3)	73.84	3.831	10:11:43.208	
4 -	59.073	43.368	1:42.441 (1)	76.61		10:13:25.649	
5 -	58.424	44.465	1:42.889 (2)	76.27	0.448	10:15:08.538	

P12 196		Kieran SMITH		Honda CBR1000RR-R SO -			
IDEAL LAP TIME : 1:43.309		BEST LAP TIME : 1:43.405		DIFFERENCE : 0.096			
LAP	SECTOR 1	SECTOR 2	LAP TIME	MPH	DIFF	TIME OF DAY	
1 -	1:08.327	47.855	1:56.182	67.54	12.777	10:06:42.314	
2 -	1:04.181	46.280	1:50.461	71.04	7.056	10:08:32.775	
3 -	1:05.580	47.776	1:53.356	69.23	9.951	10:10:26.131	
4 -	1:03.836	45.456	1:49.292 (3)	71.80	5.887	10:12:15.423	
5 -	59.794	43.611	1:43.405 (1)	75.89		10:13:58.828	
6 -	1:01.278	43.515	1:44.793 (2)	74.89	1.388	10:15:43.621	

BMCRC - MRO Championships 2023 - Rnd 5 @ Cadwell Park

Reactive Parts MRO Powerbikes inc Clubman 1000 & Thunderbike Ultra

QUALIFYING - SECTOR ANALYSIS



SECTOR 1 = FL to I1, SECTOR 2 = I1 to FL, DIFF = Difference To Personal Best Lap, P = Crossed Finish Line in Pit Lane, D = Time Disallowed

P13		4 C		Remi MATUZAS		Yamaha R1 - B INTERIORS	
IDEAL LAP TIME : 1:43.979		BEST LAP TIME : 1:43.979		DIFFERENCE : 0.000			
LAP	SECTOR 1	SECTOR 2	LAP TIME	MPH	DIFF	TIME OF DAY	
1 -	1:07.745	46.916	1:54.661	68.44	10.682	10:06:42.290	
2 -	1:04.804	45.778	1:50.582	70.97	6.603	10:08:32.872	
3 -	1:06.546	47.048	1:53.594	69.08	9.615	10:10:26.466	
4 -	1:04.258	44.869	1:49.127 (3)	71.91	5.148	10:12:15.593	
5 -	1:00.452	44.159	1:44.611 (2)	75.02	0.632	10:14:00.204	
6 -	1:00.316	43.663	1:43.979 (1)	75.47		10:15:44.183	

P14		18 C		Sigitas CERNIAUSKAS		Yamaha R1 - SC MOTO	
IDEAL LAP TIME : 1:43.837		BEST LAP TIME : 1:44.016		DIFFERENCE : 0.179			
LAP	SECTOR 1	SECTOR 2	LAP TIME	MPH	DIFF	TIME OF DAY	
1 -	1:06.311	47.815	1:54.126	68.76	10.110	10:06:43.438	
2 -	1:04.194	45.669	1:49.863	71.43	5.847	10:08:33.301	
3 -	1:05.640	47.409	1:53.049	69.42	9.033	10:10:26.350	
4 -	1:03.941	45.108	1:49.049 (3)	71.96	5.033	10:12:15.399	
5 -	1:00.156	44.375	1:44.531 (2)	75.07	0.515	10:13:59.930	
6 -	1:00.335	43.681	1:44.016 (1)	75.45		10:15:43.946	

P15		91 C		Chris TAYLOR		BMW S1000RR - Cam Civils and Landscaping LTD	
IDEAL LAP TIME : 1:44.104		BEST LAP TIME : 1:44.104		DIFFERENCE : 0.000			
LAP	SECTOR 1	SECTOR 2	LAP TIME	MPH	DIFF	TIME OF DAY	
1 -	1:08.197	45.745	1:53.942	68.87	9.838	10:06:44.986	
2 -	1:03.254	47.245	1:50.499 (3)	71.02	6.395	10:08:35.485	
3 -	1:05.465	46.212	1:51.677	70.27	7.573	10:10:27.162	
4 -	1:03.977	45.660	1:49.637 (2)	71.58	5.533	10:12:16.799	
5 -	59.708	44.396	1:44.104 (1)	75.38		10:14:00.903	

P16		60		Jack YOUNGE		Kawasaki ZX10R - Chase Timber products	
IDEAL LAP TIME : 1:43.955		BEST LAP TIME : 1:44.211		DIFFERENCE : 0.256			
LAP	SECTOR 1	SECTOR 2	LAP TIME	MPH	DIFF	TIME OF DAY	
1 -	1:07.177	47.135	1:54.312	68.65	10.101	10:09:08.487	
2 -	1:03.604	44.082	1:47.686 (3)	72.87	3.475	10:10:56.173	
3 -	1:01.325	43.241	1:44.566 (2)	75.05	0.355	10:12:40.739	
4 -	1:01.581	42.630	1:44.211 (1)	75.30		10:14:24.950	

P17		10 C		Daniel MERCER		Honda CBR1000RR - Merc&Co Racing	
IDEAL LAP TIME : 1:44.707		BEST LAP TIME : 1:44.707		DIFFERENCE : 0.000			
LAP	SECTOR 1	SECTOR 2	LAP TIME	MPH	DIFF	TIME OF DAY	
1 -	1:09.356	46.821	1:56.177	67.55	11.470	10:07:45.578	
2 -	1:04.129	44.842	1:48.971 (3)	72.01	4.264	10:09:34.549	
3 -	1:01.346	43.361	1:44.707 (1)	74.95		10:11:19.256	
4 -	1:03.902	47.297	1:51.199	70.57	6.492	10:13:10.455	
5 -	1:02.107	43.565	1:45.672 (2)	74.26	0.965	10:14:56.127	

P18		30 C		Alex PENRICE		Yamaha R1 - AP Motorcycles	
IDEAL LAP TIME : 1:44.652		BEST LAP TIME : 1:45.650		DIFFERENCE : 0.998			
LAP	SECTOR 1	SECTOR 2	LAP TIME	MPH	DIFF	TIME OF DAY	
1 -	1:04.799	43.843	1:48.642 (2)	72.23	2.992	10:06:35.232	
2 -	1:00.809	44.841	1:45.650 (1)	74.28		10:08:20.882	

BMCRC - MRO Championships 2023 - Rnd 5 @ Cadwell Park

Reactive Parts MRO Powerbikes inc Clubman 1000 & Thunderbike Ultra

QUALIFYING - SECTOR ANALYSIS



SECTOR 1 = FL to I1, SECTOR 2 = I1 to FL, DIFF = Difference To Personal Best Lap, P = Crossed Finish Line in Pit Lane, D = Time Disallowed

P19 21		Jack CROUCHER		Kawasaki ZX10R - Trendy lofts / croucher carpentry / palmer per			
IDEAL LAP TIME : 1:47.090		BEST LAP TIME : 1:47.517		DIFFERENCE : 0.427			
LAP	SECTOR 1	SECTOR 2	LAP TIME	MPH	DIFF	TIME OF DAY	
1 -	1:04.586	48.776	1:53.362 (3)	69.23	5.845	10:08:25.506	
2 -	1:02.737	45.561	1:48.298 (2)	72.46	0.781	10:10:13.804	
3 -	1:02.123	45.394	1:47.517 (1)	72.99		10:12:01.321	

P20 82 U		Matt HINNELLS		Yamaha R1 - FH82Racing			
IDEAL LAP TIME : 1:47.143		BEST LAP TIME : 1:47.907		DIFFERENCE : 0.764			
LAP	SECTOR 1	SECTOR 2	LAP TIME	MPH	DIFF	TIME OF DAY	
1 -	1:09.953	49.900	1:59.853	65.48	11.946	10:07:02.701	
2 -	1:08.986	48.851	1:57.837	66.60	9.930	10:09:00.538	
3 -	1:03.875	46.736	1:50.611 (3)	70.95	2.704	10:10:51.149	
4 -	1:02.408	45.577	1:47.985 (2)	72.67	0.078	10:12:39.134	
5 -	1:03.172	44.735	1:47.907 (1)	72.72		10:14:27.041	

P21 88 U		Stephen LI		Suzuki GSXR 1000 -			
IDEAL LAP TIME : 1:48.441		BEST LAP TIME : 1:48.507		DIFFERENCE : 0.066			
LAP	SECTOR 1	SECTOR 2	LAP TIME	MPH	DIFF	TIME OF DAY	
1 -	1:11.687	50.025	2:01.712	64.48	13.205	10:07:01.606	
2 -	1:08.230	48.705	1:56.935	67.11	8.428	10:08:58.541	
3 -	1:05.395	46.046	1:51.441 (3)	70.42	2.934	10:10:49.982	
4 -	1:02.935	45.572	1:48.507 (1)	72.32		10:12:38.489	
5 -	1:04.911	45.506	1:50.417 (2)	71.07	1.910	10:14:28.906	

P22 102 U		James FEARN		Suzuki GSXR1000 - Mark Wilby plumbing			
IDEAL LAP TIME : 1:48.992		BEST LAP TIME : 1:49.102		DIFFERENCE : 0.110			
LAP	SECTOR 1	SECTOR 2	LAP TIME	MPH	DIFF	TIME OF DAY	
1 -	1:09.875	49.093	1:58.968	65.96	9.866	10:07:06.909	
2 -	1:04.985	47.473	1:52.458 (3)	69.78	3.356	10:08:59.367	
3 -	1:02.941	46.161	1:49.102 (1)	71.93		10:10:48.469	
4 -	1:03.889	46.051	1:49.940 (2)	71.38	0.838	10:12:38.409	

P23 5 U		Stacey KILLWORTH		Suzuki GSXR 1000 - Greenplant/Everns			
IDEAL LAP TIME : 1:48.837		BEST LAP TIME : 1:49.575		DIFFERENCE : 0.738			
LAP	SECTOR 1	SECTOR 2	LAP TIME	MPH	DIFF	TIME OF DAY	
1 -	1:05.699	46.542	1:52.241 (2)	69.92	2.666	10:06:46.667	
2 -	1:02.295	47.280	1:49.575 (1)	71.62		10:08:36.242	

P24 45 U		Chad HASHMI		Suzuki GSXR1000 -			
IDEAL LAP TIME : 1:50.261		BEST LAP TIME : 1:50.261		DIFFERENCE : 0.000			
LAP	SECTOR 1	SECTOR 2	LAP TIME	MPH	DIFF	TIME OF DAY	
1 -	1:19.377	53.774	2:13.151 (3)	58.94	22.890	10:08:29.814	
2 -	1:13.639	1:30.873	2:44.512	47.70	54.251	10:11:14.326	
3 -	1:08.383	48.380	1:56.763 (2)	67.21	6.502	10:13:11.089	
4 -	1:04.473	45.788	1:50.261 (1)	71.17		10:15:01.350	

P25 147 C		Mark SKEVINGTON		Suzuki GSXR 1000 - Teknimek Engineering Ltd			
IDEAL LAP TIME : 1:49.516		BEST LAP TIME : 1:50.303		DIFFERENCE : 0.787			
LAP	SECTOR 1	SECTOR 2	LAP TIME	MPH	DIFF	TIME OF DAY	
1 -	1:09.978	48.781	1:58.759	66.08	8.456	10:06:55.031	
2 -	1:05.935	46.875	1:52.810 (2)	69.56	2.507	10:08:47.841	
3 -	1:03.585	1:23.163	2:26.748	53.47	36.445	10:11:14.589	
4 -	1:08.575	48.412	1:56.987 (3)	67.08	6.684	10:13:11.576	
5 -	1:04.372	45.931	1:50.303 (1)	71.15		10:15:01.879	

BMCRC - MRO Championships 2023 - Rnd 5 @ Cadwell Park

Reactive Parts MRO Powerbikes inc Clubman 1000 & Thunderbike Ultra

QUALIFYING - SECTOR ANALYSIS



SECTOR 1 = FL to I1, SECTOR 2 = I1 to FL, DIFF = Difference To Personal Best Lap, P = Crossed Finish Line in Pit Lane, D = Time Disallowed

P26		55 C		Kirt POWELL		BMW S1000RR - Kirt powell plumbing and heating	
IDEAL LAP TIME : 1:49.357		BEST LAP TIME : 1:50.942		DIFFERENCE : 1.585			
LAP	SECTOR 1	SECTOR 2	LAP TIME	MPH	DIFF	TIME OF DAY	
1 -	1:04.943	46.795	1:51.738 (2)	70.23	0.796	10:06:47.813	
2 -	1:02.562	48.380	1:50.942 (1)	70.74		10:08:38.755	

P27		707 U		Alex SYMON		Kawasaki ZX10R - MCW	
IDEAL LAP TIME : 1:51.168		BEST LAP TIME : 1:51.168		DIFFERENCE : 0.000			
LAP	SECTOR 1	SECTOR 2	LAP TIME	MPH	DIFF	TIME OF DAY	
1 -	1:11.610	51.223	2:02.833	63.89	11.665	10:07:01.733	
2 -	1:10.455	51.634	2:02.089	64.28	10.921	10:09:03.822	
3 -	1:08.255	50.152	1:58.407 (3)	66.28	7.239	10:11:02.229	
4 -	1:05.475	47.970	1:53.445 (2)	69.17	2.277	10:12:55.674	
5 -	1:04.093	47.075	1:51.168 (1)	70.59		10:14:46.842	

P28		8 U		Dave SAUNDERS		Suzuki GSXR1000 - Mum/Dad/JW MOT/Parks Utility	
IDEAL LAP TIME : 1:53.154		BEST LAP TIME : 1:53.227		DIFFERENCE : 0.073			
LAP	SECTOR 1	SECTOR 2	LAP TIME	MPH	DIFF	TIME OF DAY	
1 -	1:19.531	53.087	2:12.618	59.17	19.391	10:07:49.080	
2 -	1:11.425	50.139	2:01.564	64.55	8.337	10:09:50.644	
3 -	1:08.545	48.770	1:57.315 (3)	66.89	4.088	10:11:47.959	
4 -	1:06.112	47.357	1:53.469 (2)	69.16	0.242	10:13:41.428	
5 -	1:05.797	47.430	1:53.227 (1)	69.31		10:15:34.655	

P29		96 U		Pete SCOTT		Suzuki GSXR1000K5 - South Hill MOT Centre	
IDEAL LAP TIME : 1:57.915		BEST LAP TIME : 1:58.613		DIFFERENCE : 0.698			
LAP	SECTOR 1	SECTOR 2	LAP TIME	MPH	DIFF	TIME OF DAY	
1 -	1:14.865	52.379	2:07.244	61.67	8.631	10:07:09.733	
2 -	1:10.570	50.513	2:01.083 (3)	64.81	2.470	10:09:10.816	
3 -	1:09.611	49.002	1:58.613 (1)	66.16		10:11:09.429	
4 -	1:08.913	50.076	1:58.989 (2)	65.95	0.376	10:13:08.418	
5 -	1:11.150	50.021	2:01.171	64.76	2.558	10:15:09.589	

P30		40 U		Malcolm BATE		Suzuki GSXR1000 - Hartjay	
IDEAL LAP TIME : 1:58.536		BEST LAP TIME : 1:58.829		DIFFERENCE : 0.293			
LAP	SECTOR 1	SECTOR 2	LAP TIME	MPH	DIFF	TIME OF DAY	
1 -	1:15.227	52.093	2:07.320	61.64	8.491	10:07:08.553	
2 -	1:09.574	49.660	1:59.234 (2)	65.82	0.405	10:09:07.787	
3 -	1:08.876	49.953	1:58.829 (1)	66.04		10:11:06.616	
4 -	1:11.452	50.166	2:01.618 (3)	64.53	2.789	10:13:08.234	

P31		333		Andrew HOUGHTON		BMW S1000RR - Bahnstormer BMW	
IDEAL LAP TIME : 2:02.991		BEST LAP TIME : 2:03.826		DIFFERENCE : 0.835			
LAP	SECTOR 1	SECTOR 2	LAP TIME	MPH	DIFF	TIME OF DAY	
1 -	1:11.341	52.485	2:03.826 (1)	63.37		10:07:55.739	

P32		4 U		Hayden KILLWORTH		Kawasaki ZX10R - A&S Killworth / H11xy	
IDEAL LAP TIME : 2:08.102		BEST LAP TIME : 2:08.102		DIFFERENCE : 0.000			
LAP	SECTOR 1	SECTOR 2	LAP TIME	MPH	DIFF	TIME OF DAY	
1 -	1:23.399	58.422	2:21.821 (3)	55.33	13.719	10:08:26.361	
2 -	1:16.761	55.663	2:12.424 (2)	59.26	4.322	10:10:38.785	
3 -	1:14.602	2:08.882	3:23.484	38.56	1:15.382	10:14:02.269	
4 -	1:14.272	53.830	2:08.102 (1)	61.26		10:16:10.371	

BMCRC - MRO Championships 2023 - Rnd 5 @ Cadwell Park

Reactive Parts MRO Powerbikes inc Clubman 1000 & Thunderbike Ultra

QUALIFYING - SECTOR ANALYSIS



SECTOR 1 = FL to I1, SECTOR 2 = I1 to FL, DIFF = Difference To Personal Best Lap, P = Crossed Finish Line in Pit Lane, D = Time Disallowed

P33 888 C Paul FAGG		Yamaha R1 4C8 - -I need a sponsor-				
IDEAL LAP TIME : 2:09.836		BEST LAP TIME : 2:09.836		DIFFERENCE : 0.000		
LAP	SECTOR 1	SECTOR 2	LAP TIME	MPH	DIFF	TIME OF DAY
1 -	1:17.438	52.398	2:09.836 (1)	60.44		10:07:13.364
2 -	1:18.893	55.331	2:14.224 (2)	58.46	4.388	10:09:27.588

P34 46 C Simon GATES		Yamaha YZF R1 - T.A Roden LTD / Canine Plus Hydro				
IDEAL LAP TIME : 2:09.448		BEST LAP TIME : 2:11.159		DIFFERENCE : 1.711		
LAP	SECTOR 1	SECTOR 2	LAP TIME	MPH	DIFF	TIME OF DAY
1 -	1:16.172	54.987	2:11.159 (1)	59.83		10:07:21.979

BMCRC - MRO Championships 2023 - Rnd 5 @ Cadwell Park

Reactive Parts MRO Powerbikes inc Clubman 1000 & Thunderbike Ultra

QUALIFYING - BEST SECTORS

SECTOR 1			SECTOR 2			IDEAL / BEST COMPARISON						
POS	NO	NAME	TIME	NO	NAME	TIME	POS	NO	NAME	IDEAL	BEST	DIFF
1	800	CREASEY	56.226	52	FORBES-COWDRY	41.205	1	800	CREASEY	1:37.496	1:37.496	0.000
2	48	WILSON	56.396	800	CREASEY	41.270	2	48	WILSON	1:37.800	1:38.852	1.052
3	2	BAKER	56.702	48	WILSON	41.404	3	52	FORBES-COWDRY	1:38.067	1:38.067	0.000
4	52	FORBES-COWDRY	56.862	223	KISYK	41.488	4	2	BAKER	1:38.978	1:38.978	0.000
5	223	KISYK	57.551	224	HEALEY	42.106	5	223	KISYK	1:39.039	1:39.039	0.000
6	188	KRAWIECKI	57.726	2	BAKER	42.276	6	224	HEALEY	1:39.978	1:40.116	0.138
7	224	HEALEY	57.872	26	WAINWRIGHT	42.296	7	188	KRAWIECKI	1:40.595	1:40.595	0.000
8	78	THOMAS	58.403	17	BAKER	42.316	8	78	THOMAS	1:40.772	1:41.042	0.270
9	19	DONOVAN	58.424	78	THOMAS	42.369	9	26	WAINWRIGHT	1:41.237	1:41.237	0.000
10	26	WAINWRIGHT	58.941	60	YOUNGE	42.630	10	17	BAKER	1:41.485	1:41.485	0.000
11	17	BAKER	59.169	188	KRAWIECKI	42.869	11	19	DONOVAN	1:41.792	1:42.441	0.649
12	91	TAYLOR	59.708	10	MERCER	43.361	12	196	SMITH	1:43.309	1:43.405	0.096
13	196	SMITH	59.794	19	DONOVAN	43.368	13	18	CERNIAUSKAS	1:43.837	1:44.016	0.179
14	18	CERNIAUSKAS	1:00.156	196	SMITH	43.515	14	60	YOUNGE	1:43.955	1:44.211	0.256
15	4	MATUZAS	1:00.316	4	MATUZAS	43.663	15	4	MATUZAS	1:43.979	1:43.979	0.000
16	30	PENRICE	1:00.809	18	CERNIAUSKAS	43.681	16	91	TAYLOR	1:44.104	1:44.104	0.000
17	60	YOUNGE	1:01.325	30	PENRICE	43.843	17	30	PENRICE	1:44.652	1:45.650	0.998
18	10	MERCER	1:01.346	91	TAYLOR	44.396	18	10	MERCER	1:44.707	1:44.707	0.000
19	21	CROUCHER	1:01.696	82	HINNELLS	44.735	19	21	CROUCHER	1:47.090	1:47.517	0.427
20	5	KILLWORTH	1:02.295	21	CROUCHER	45.394	20	82	HINNELLS	1:47.143	1:47.907	0.764
21	82	HINNELLS	1:02.408	88	LI	45.506	21	88	LI	1:48.441	1:48.507	0.066
22	55	POWELL	1:02.562	45	HASHMI	45.788	22	5	KILLWORTH	1:48.837	1:49.575	0.738
23	88	LI	1:02.935	147	SKEVINGTON	45.931	23	102	FEARN	1:48.992	1:49.102	0.110
24	102	FEARN	1:02.941	102	FEARN	46.051	24	55	POWELL	1:49.357	1:50.942	1.585
25	147	SKEVINGTON	1:03.585	5	KILLWORTH	46.542	25	147	SKEVINGTON	1:49.516	1:50.303	0.787
26	707	SYMON	1:04.093	55	POWELL	46.795	26	45	HASHMI	1:50.261	1:50.261	0.000
27	45	HASHMI	1:04.473	707	SYMON	47.075	27	707	SYMON	1:51.168	1:51.168	0.000
28	8	SAUNDERS	1:05.797	8	SAUNDERS	47.357	28	8	SAUNDERS	1:53.154	1:53.227	0.073
29	40	BATE	1:08.876	96	SCOTT	49.002	29	96	SCOTT	1:57.915	1:58.613	0.698
30	96	SCOTT	1:08.913	40	BATE	49.660	30	40	BATE	1:58.536	1:58.829	0.293
31	333	HOUGHTON	1:10.506	888	FAGG	52.398	31	333	HOUGHTON	2:02.991	2:03.826	0.835
32	4	KILLWORTH	1:14.272	333	HOUGHTON	52.485	32	4	KILLWORTH	2:08.102	2:08.102	0.000
33	46	GATES	1:14.461	4	KILLWORTH	53.830	33	46	GATES	2:09.448	2:11.159	1.711
34	888	FAGG	1:17.438	46	GATES	54.987	34	888	FAGG	2:09.836	2:09.836	0.000

BMCRC - MRO Championships 2023 - Rnd 5 @ Cadwell Park

Reactive Parts MRO Powerbikes inc Clubman 1000 & Thunderbike Ultra

QUALIFYING - STATISTICS

Competitors Started	34
Planned Start	2023-07-01 @ 10:00:00.000
Actual Start	2023-07-01 @ 10:04:10.019
Finish Time	2023-07-01 @ 10:14:08.141
Track Length	2.1800mi.
Total Laps	158
Total Distance Covered	344.4429mi.

Session Fastest Lap History

NO	CL	NAME	LAP TIME	TIME OF DAY	LAP	VEHICLE
26		Josh WAINWRIGHT	1:49.105	10:06:31.965	1	Honda CBR1000RR
2		Peter BAKER	1:46.724	10:06:33.146	1	Kawasaki ZX10R
26		Josh WAINWRIGHT	1:46.150	10:08:18.115	2	Honda CBR1000RR
2		Peter BAKER	1:45.039	10:08:18.184	2	Kawasaki ZX10R
48		Nicky WILSON	1:42.337	10:08:23.756	2	Suzuki GSXR 1000
48		Nicky WILSON	1:42.324	10:10:06.079	3	Suzuki GSXR 1000
800	U	Morgan CREASEY	1:42.098	10:10:10.308	3	Suzuki GSXR 1000 K7
800	U	Morgan CREASEY	1:39.441	10:11:49.748	4	Suzuki GSXR 1000 K7
48		Nicky WILSON	1:38.852	10:13:27.701	5	Suzuki GSXR 1000
52	C	Scott FORBES-COWDRY	1:38.067	10:14:01.684	5	Kawasaki ZX10R
800	U	Morgan CREASEY	1:37.496	10:15:10.879	6	Suzuki GSXR 1000 K7

Flag History

TYPE	TIME OF DAY
GREEN	10:04:10.019
FINISH	10:14:08.141

Flag Statistics

TYPE	COUNT	TOTAL LAPS	TOTAL TIME
Green	1	6	12:06.094
Red	0	0	0.000
Safety Car	0	0	0.000
FCY	0	0	0.000

BMCRC - MRO Championships 2023 - Rnd 5 @ Cadwell Park

Reactive Parts MRO Powerbikes inc Clubman 1000 & Thunderbike Ultra

QUALIFYING - STATISTICS

CLASS :

10 Starters

Fastest Lap History

NO	NAME	LAP TIME	TIME OF DAY	LAP	VEHICLE
26	Josh WAINWRIGHT	1:49.105	10:06:31.965	1	Honda CBR1000RR
2	Peter BAKER	1:46.724	10:06:33.146	1	Kawasaki ZX10R
26	Josh WAINWRIGHT	1:46.150	10:08:18.115	2	Honda CBR1000RR
2	Peter BAKER	1:45.039	10:08:18.184	2	Kawasaki ZX10R
48	Nicky WILSON	1:42.337	10:08:23.756	2	Suzuki GSXR 1000
48	Nicky WILSON	1:42.324	10:10:06.079	3	Suzuki GSXR 1000
2	Peter BAKER	1:39.618	10:13:23.696	5	Kawasaki ZX10R
48	Nicky WILSON	1:38.852	10:13:27.701	5	Suzuki GSXR 1000

BMCRC - MRO Championships 2023 - Rnd 5 @ Cadwell Park

Reactive Parts MRO Powerbikes inc Clubman 1000 & Thunderbike Ultra

QUALIFYING - STATISTICS

CLASS : C

12 Starters

Fastest Lap History

NO	NAME	LAP TIME	TIME OF DAY	LAP	VEHICLE
30	Alex PENRICE	1:48.642	10:06:35.243	1	Yamaha R1
30	Alex PENRICE	1:45.650	10:08:20.894	2	Yamaha R1
52	Scott FORBES-COWDRY	1:43.995	10:08:36.360	2	Kawasaki ZX10R
78	Jamie THOMAS	1:41.725	10:12:06.238	4	Suzuki GSXR 1000
78	Jamie THOMAS	1:41.042	10:13:47.279	5	Suzuki GSXR 1000
224	Lee HEALEY	1:40.116	10:13:52.301	5	Suzuki GSXR 1000R
52	Scott FORBES-COWDRY	1:38.067	10:14:01.684	5	Kawasaki ZX10R

BMCRC - MRO Championships 2023 - Rnd 5 @ Cadwell Park

Reactive Parts MRO Powerbikes inc Clubman 1000 & Thunderbike Ultra

QUALIFYING - STATISTICS

CLASS : U

14 Starters

Fastest Lap History

NO	NAME	LAP TIME	TIME OF DAY	LAP	VEHICLE
800	Morgan CREASEY	1:51.865	10:06:43.284	1	Suzuki GSXR 1000 K7
800	Morgan CREASEY	1:44.926	10:08:28.210	2	Suzuki GSXR 1000 K7
800	Morgan CREASEY	1:42.098	10:10:10.308	3	Suzuki GSXR 1000 K7
800	Morgan CREASEY	1:39.441	10:11:49.748	4	Suzuki GSXR 1000 K7
800	Morgan CREASEY	1:37.496	10:15:10.879	6	Suzuki GSXR 1000 K7

BMCRC - MRO Championships 2023 - Rnd 5 @ Cadwell Park

BMCRC Thunderbike Extreme & Ultra

RACE 3 - GRID (6 Laps)



ROW 9	25	24	Mark REYNOLDS	26		27							
ROW 8		22	46	Simon GATES	2:11.159	23	6	Andrew FIRTH	24	23	Justin ROSE		
ROW 7	19	40	Malcolm BATE	1:58.829	20	4	Hayden KILLWORTH	2:08.102	21	888	Paul FAGG	2:09.836	
ROW 6		16	212	Martin BRADER	1:52.961	17	8	Dave SAUNDERS	1:53.227	18	96	Pete SCOTT	1:58.613
ROW 5	13	5	Stacey KILLWORTH	1:49.575	14	45	Chad HASHMI	1:50.261	15	707	Alex SYMON	1:51.168	
ROW 4		10	82	Matt HINNELLS	1:47.907	11	88	Stephen LI	1:48.507	12	102	James FEARN	1:49.102
ROW 3	7	129	Derek CRIPPS	1:43.340	8	41	David ABRAHAM	1:44.685	9	196	Kieran SMITH	1:45.222	
ROW 2		4	168	Ian ASHBY	1:41.215	5	19	Tyler DONOVAN	1:42.441	6	118	Darren CORKETT	1:43.147
ROW 1	1	800	Morgan CREASEY	1:37.496	2	78	Jamie THOMAS	1:40.775	3	52	Barry MANTELL	1:40.941	
			Pole										

Cadwell Park: 2.1800 miles

These results are provisional until the conclusion of any judicial and technical matters.

Clerk Of Course :	Stewards :	Timekeeper : <i>Craig Smith</i>
-------------------	------------	------------------------------------

Results can be found at www.tsl-timing.com

Printed - 10:28 Saturday, 01 July 2023



BMCRC - MRO Championships 2023 - Rnd 5 @ Cadwell Park

BMCRC Thunderbike Extreme & Ultra

RACE 3 - CLASSIFICATION



POS	NO	CL	PIC NAME	ENTRY	LAPS	TIME	GAP	DIFF	MPH	BEST	ON
1	800	U	1 Morgan CREASEY	Suzuki GSXR 1000 K7 - Warics Ltd	6	9:49.246			79.91	1:36.916	6
2	5	U	2 Stacey KILLWORTH	Suzuki GSXR 1000 - Greenplant/Everns	6	9:56.996	7.750	7.750	78.87	1:35.922	5
3	45	U	3 Chad HASHMI	Suzuki GSXR1000 -	6	10:01.640	12.394	4.644	78.26	1:37.969	6
4	102	U	4 James FEARN	Suzuki GSXR1000 - Mark Wilby plumbing	6	10:01.983	12.737	0.343	78.22	1:38.463	5
5	168	E	1 Ian ASHBY	TRIUMPH 955I - Clive Wood Triumph	6	10:06.435	17.189	4.452	77.64	1:39.753	2
6	19	U	5 Tyler DONOVAN	Kawasaki ZX10R - Tinder Corp	6	10:07.603	18.357	1.168	77.49	1:39.901	3
7	707	U	6 Alex SYMON	Kawasaki ZX10R - MCW	6	10:07.732	18.486	0.129	77.48	1:38.589	3
8	78	U	7 Jamie THOMAS	Suzuki GSXR 1000 - Team RubyRacing DART Moto	6	10:08.420	19.174	0.688	77.39	1:39.132	4
9	52	E	7 Barry MANTELL	Honda 929 FIREBLADE - Swedish car connection	6	10:09.556	20.310	1.136	77.25	1:39.935	3
10	82	U	8 Matt HINNELLS	Yamaha R1 - FH82Racing	6	10:18.007	28.761	8.451	76.19	1:41.608	5
11	88	U	9 Stephen LI	Suzuki GSXR 1000 -	6	10:18.158	28.912	0.151	76.17	1:40.700	4
12	118	E	3 Darren CORKETT	Suzuki GSXR 600 - Jackson & Phillips	6	10:19.371	30.125	1.213	76.02	1:40.819	4
13	129	E	4 Derek CRIPPS	Yamaha R1 - Team FBR	6	10:20.651	31.405	1.280	75.86	1:41.334	3
14	41	E	5 David ABRAHAM	Yamaha R1 - Cambridge Motorcycles	6	10:21.744	32.498	1.093	75.73	1:41.327	5
15	40	U	10 Malcolm BATE	Suzuki GSXR1000 - Hartjay	6	10:28.911	39.665	7.167	74.87	1:41.713	6
16	8	U	11 Dave SAUNDERS	Suzuki GSXR1000 - Mum/Dad/JW MOT/Parks Utility	6	10:29.159	39.913	0.248	74.84	1:42.148	4
17	6	E	6 Andrew FIRTH	Yamaha YZF-R1 - LTRmotorcycles.co.uk / Palmer F	6	10:36.418	47.172	7.259	73.98	1:43.332	5
18	4	U	12 Hayden KILLWORTH	Kawasaki ZX10R - A&S Killworth / H11xy	6	10:36.961	47.715	0.543	73.92	1:43.199	6
19	46	U	13 Simon GATES	Yamaha YZF R1 - T.A Roden LTD / Canine Plus Hyc	6	10:37.332	48.086	0.371	73.88	1:43.826	5
20	96	U	14 Pete SCOTT	Suzuki GSXR1000K5 - South Hill MOT Centre	6	10:58.525	1:09.279	21.193	71.50	1:47.256	6
21	212	E	7 Martin BRADER	Aprilia RSVR - Infinity PM	6	11:07.218	1:17.972	8.693	70.57	1:49.192	5
22	888	U	15 Paul FAGG	Yamaha R1 4C8 - I need a sponsor-	6	11:31.175	1:41.929	23.957	68.12	1:53.292	3
23	24	U	16 Mark REYNOLDS	Yamaha R1 4C8 -	6	11:41.557	1:52.311	10.382	67.11	1:54.997	5

NOT STARTED

NS 196 U Kieran SMITH Suzuki GSXR 1000 -

FASTEST LAP

5	U	Stacey KILLWORTH	Suzuki GSXR 1000 - Greenplant/Everns	5	1:35.922	81.81 mph	131.67 kph
168	E	Ian ASHBY	TRIUMPH 955I - Clive Wood Triumph	2	1:39.753	78.67 mph	126.61 kph

Class U - 92.5% of Race Speed = 73.91 mph

Class E - 92.5% of Race Speed = 71.81 mph

Weather / Track : Cloudy / Dry

These results are provisional until the conclusion of any judicial and technical matters.

Race Distance: 6 Laps / 13.08 miles

Cadwell Park: 2.1800 miles

Date: 01/07/2023 Start: 12:24 Finish: 12:34

Clerk Of Course :	Stewards :	Timekeeper : <i>Craig Smith</i>
-------------------	------------	------------------------------------

Results can be found at www.tsl-timing.com

Printed - 12:38 Saturday, 01 July 2023



BMCRC - MRO Championships 2023 - Rnd 5 @ Cadwell Park

BMCRC Thunderbike Extreme & Ultra

RACE 3 - LAP CHART

LAP 1 @ 12:26:02.816

NO	BEHIND	LAP TIME
800		1:43.405
19	1.366	1:44.771
168	2.044	1:45.449
52	2.762	1:46.167
45	3.117	1:46.522
102	3.720	1:47.125
5	3.848	1:47.253
78	4.221	1:47.626
82	5.461	1:48.866
129	6.521	1:49.926
88	6.703	1:50.108
707	7.158	1:50.563
118	7.200	1:50.605
41	7.964	1:51.369
40	9.177	1:52.582
8	9.760	1:53.165
46	11.671	1:55.076
96	12.825	1:56.230
6	13.018	1:56.423
4	13.575	1:56.980
212	14.482	1:57.887
888	18.227	2:01.632
24	19.454	2:02.859

LAP 2 @ 12:27:40.146

NO	BEHIND	LAP TIME
800		1:37.330
19	4.031	1:39.995
168	4.467	1:39.753
45	5.236	1:39.449
102	5.755	1:39.365
52	6.615	1:41.183
5	6.639	1:40.121
78	7.121	1:40.230
82	9.930	1:41.799
707	10.446	1:40.618
129	11.582	1:42.391
88	11.936	1:42.563
118	12.208	1:42.338
41	12.752	1:42.118
40	15.184	1:43.337
8	15.428	1:42.998
46	18.852	1:44.511
6	20.186	1:44.498
4	21.884	1:45.639
96	24.474	1:48.979
212	27.458	1:50.306
888	34.858	1:53.961
24	37.449	1:55.325

LAP 3 @ 12:29:17.267

NO	BEHIND	LAP TIME
800		1:37.121
19	6.811	1:39.901
45	6.994	1:38.879
168	7.777	1:40.431
102	7.821	1:39.187
5	7.937	1:38.419
52	9.429	1:39.935
78	9.462	1:39.462
707	11.914	1:38.589
82	14.697	1:41.888

129	15.795	1:41.334
88	17.054	1:42.239
118	17.348	1:42.261
41	17.848	1:42.217
40	22.885	1:44.822
8	23.056	1:44.749
46	25.834	1:44.103
6	26.882	1:43.817
4	28.070	1:43.307
96	36.892	1:49.539
212	40.684	1:50.347
888	51.029	1:53.292
24	57.339	1:57.011

LAP 4 @ 12:30:54.804

NO	BEHIND	LAP TIME
800		1:37.537
45	8.855	1:39.398
102	9.056	1:38.772
5	9.152	1:38.752
19	10.223	1:40.949
168	10.966	1:40.726
78	11.057	1:39.132
52	12.304	1:40.412
707	13.220	1:38.843
82	19.174	1:42.014
129	19.668	1:41.410
88	20.217	1:40.700
118	20.630	1:40.819
41	22.408	1:42.097
8	27.667	1:42.148
40	28.799	1:43.451
6	33.503	1:44.158
46	33.883	1:45.586
4	34.581	1:44.048
96	48.134	1:48.779
212	53.389	1:50.242
888	1:07.562	1:54.070
24	1:15.983	1:56.181

LAP 5 @ 12:32:31.741

NO	BEHIND	LAP TIME
800		1:36.937
5	8.137	1:35.922
102	10.582	1:38.463
45	11.341	1:39.423
168	14.061	1:40.032
19	14.304	1:41.018
78	14.641	1:40.521
707	14.885	1:38.602
52	16.025	1:40.658
82	23.845	1:41.608
129	24.751	1:42.020
88	25.053	1:41.773
118	25.244	1:41.551
41	26.798	1:41.327
8	33.185	1:42.455
40	34.868	1:43.006
6	39.898	1:43.332
46	40.772	1:43.826
4	41.432	1:43.788
96	58.939	1:47.742
212	1:05.644	1:49.192
888	1:25.049	1:54.424
24	1:34.043	1:54.997

LAP 6 @ 12:34:08.657

NO	BEHIND	LAP TIME
800		1:36.916
5	7.750	1:36.529
45	12.394	1:37.969
102	12.737	1:39.071
168	17.189	1:40.044
19	18.357	1:40.969
707	18.486	1:40.517
78	19.174	1:41.449
52	20.310	1:41.201
82	28.761	1:41.832
88	28.912	1:40.775
118	30.125	1:41.797
129	31.405	1:43.570
41	32.498	1:42.616
40	39.665	1:41.713
8	39.913	1:43.644
6	47.172	1:44.190
4	47.715	1:43.199
46	48.086	1:44.230
96	1:09.279	1:47.256
212	1:17.972	1:49.244
888	1:41.929	1:53.796
24	1:52.311	1:55.184

BMCRC - MRO Championships 2023 - Rnd 5 @ Cadwell Park

BMCRC Thunderbike Extreme & Ultra

RACE 3 - POSITION CHART

No	Name	Lap						
		Pos	1	2	3	4	5	6
800	CREASEY	1	800	800	800	800	800	800
78	THOMAS	2	19	19	19	45	5	5
52	MANTELL	3	168	168	45	102	102	45
168	ASHBY	4	52	45	168	5	45	102
19	DONOVAN	5	45	102	102	19	168	168
118	CORKETT	6	102	52	5	168	19	19
129	CRIPPS	7	5	5	52	78	78	707
41	ABRAHAM	8	78	78	78	52	707	78
196	SMITH	9	82	82	707	707	52	52
82	HINNELLS	10	129	707	82	82	82	82
88	LI	11	88	129	129	129	129	88
102	FEARN	12	707	88	88	88	88	118
5	KILLWORTH	13	118	118	118	118	118	129
45	HASHMI	14	41	41	41	41	41	41
707	SYMON	15	40	40	40	8	8	40
212	BRADER	16	8	8	8	40	40	8
8	SAUNDERS	17	46	46	46	6	6	6
96	SCOTT	18	96	6	6	46	46	4
40	BATE	19	6	4	4	4	4	46
4	KILLWORTH	20	4	96	96	96	96	96
888	FAGG	21	212	212	212	212	212	212
46	GATES	22	888	888	888	888	888	888
6	FIRTH	23	24	24	24	24	24	24
24	REYNOLDS	24						

BMCRC - MRO Championships 2023 - Rnd 5 @ Cadwell Park

BMCRC Thunderbike Extreme & Ultra

RACE 3 - SECTOR ANALYSIS



SECTOR 1 = FL to I1, SECTOR 2 = I1 to FL, DIFF = Difference To Personal Best Lap, P = Crossed Finish Line in Pit Lane, D = Time Disallowed

P1		800 U		Morgan CREASEY		Suzuki GSXR 1000 K7 - Warics Ltd	
IDEAL LAP TIME : 1:36.513		BEST LAP TIME : 1:36.916		DIFFERENCE : 0.403			
LAP	SECTOR 1	SECTOR 2	LAP TIME	MPH	DIFF	TIME OF DAY	
1 -		41.475	1:43.405	75.89	6.489	12:26:02.816	
2 -	56.676	40.654	1:37.330	80.63	0.414	12:27:40.146	
3 -	56.119	41.002	1:37.121 (3)	80.80	0.205	12:29:17.267	
4 -	56.506	41.031	1:37.537	80.46	0.621	12:30:54.804	
5 -	55.887	41.050	1:36.937 (2)	80.96	0.021	12:32:31.741	
6 -	55.859	41.057	1:36.916 (1)	80.97		12:34:08.657	

P2		5 U		Stacey KILLWORTH		Suzuki GSXR 1000 - Greenplant/Everns	
IDEAL LAP TIME : 1:35.922		BEST LAP TIME : 1:35.922		DIFFERENCE : 0.000			
LAP	SECTOR 1	SECTOR 2	LAP TIME	MPH	DIFF	TIME OF DAY	
1 -		42.378	1:47.253	73.17	11.331	12:26:06.664	
2 -	57.623	42.498	1:40.121	78.38	4.199	12:27:46.785	
3 -	56.688	41.731	1:38.419 (3)	79.74	2.497	12:29:25.204	
4 -	57.072	41.680	1:38.752	79.47	2.830	12:31:03.956	
5 -	55.250	40.672	1:35.922 (1)	81.81		12:32:39.878	
6 -	55.694	40.835	1:36.529 (2)	81.30	0.607	12:34:16.407	

P3		45 U		Chad HASHMI		Suzuki GSXR1000 -	
IDEAL LAP TIME : 1:37.969		BEST LAP TIME : 1:37.969		DIFFERENCE : 0.000			
LAP	SECTOR 1	SECTOR 2	LAP TIME	MPH	DIFF	TIME OF DAY	
1 -		42.225	1:46.522	73.67	8.553	12:26:05.933	
2 -	57.366	42.083	1:39.449	78.91	1.480	12:27:45.382	
3 -	57.140	41.739	1:38.879 (2)	79.37	0.910	12:29:24.261	
4 -	57.516	41.882	1:39.398 (3)	78.95	1.429	12:31:03.659	
5 -	56.646	42.777	1:39.423	78.93	1.454	12:32:43.082	
6 -	56.607	41.362	1:37.969 (1)	80.10		12:34:21.051	

P4		102 U		James FEARN		Suzuki GSXR1000 - Mark Wilby plumbing	
IDEAL LAP TIME : 1:38.463		BEST LAP TIME : 1:38.463		DIFFERENCE : 0.000			
LAP	SECTOR 1	SECTOR 2	LAP TIME	MPH	DIFF	TIME OF DAY	
1 -		43.182	1:47.125	73.26	8.662	12:26:06.536	
2 -	57.550	41.815	1:39.365	78.98	0.902	12:27:45.901	
3 -	57.296	41.891	1:39.187	79.12	0.724	12:29:25.088	
4 -	57.057	41.715	1:38.772 (2)	79.45	0.309	12:31:03.860	
5 -	56.836	41.627	1:38.463 (1)	79.70		12:32:42.323	
6 -	57.165	41.906	1:39.071 (3)	79.21	0.608	12:34:21.394	

P5		168 E		Ian ASHBY		TRIUMPH 955I - Clive Wood Triumph	
IDEAL LAP TIME : 1:39.678		BEST LAP TIME : 1:39.753		DIFFERENCE : 0.075			
LAP	SECTOR 1	SECTOR 2	LAP TIME	MPH	DIFF	TIME OF DAY	
1 -		41.995	1:45.449	74.42	5.696	12:26:04.860	
2 -	58.045	41.708	1:39.753 (1)	78.67		12:27:44.613	
3 -	58.327	42.104	1:40.431	78.14	0.678	12:29:25.044	
4 -	58.243	42.483	1:40.726	77.91	0.973	12:31:05.770	
5 -	57.970	42.062	1:40.032 (2)	78.45	0.279	12:32:45.802	
6 -	58.316	41.728	1:40.044 (3)	78.44	0.291	12:34:25.846	

P6		19 U		Tyler DONOVAN		Kawasaki ZX10R - Tinder Corp	
IDEAL LAP TIME : 1:39.875		BEST LAP TIME : 1:39.901		DIFFERENCE : 0.026			
LAP	SECTOR 1	SECTOR 2	LAP TIME	MPH	DIFF	TIME OF DAY	
1 -		42.488	1:44.771	74.90	4.870	12:26:04.182	
2 -	57.591	42.404	1:39.995 (2)	78.48	0.094	12:27:44.177	
3 -	57.617	42.284	1:39.901 (1)	78.55		12:29:24.078	
4 -	57.859	43.090	1:40.949 (3)	77.74	1.048	12:31:05.027	
5 -	57.884	43.134	1:41.018	77.68	1.117	12:32:46.045	
6 -	58.059	42.910	1:40.969	77.72	1.068	12:34:27.014	

BMCRC - MRO Championships 2023 - Rnd 5 @ Cadwell Park

BMCRC Thunderbike Extreme & Ultra

RACE 3 - SECTOR ANALYSIS



SECTOR 1 = FL to I1, SECTOR 2 = I1 to FL, DIFF = Difference To Personal Best Lap, P = Crossed Finish Line in Pit Lane, D = Time Disallowed

P7 707 U Alex SYMON		Kawasaki ZX10R - MCW				
IDEAL LAP TIME : 1:38.517		BEST LAP TIME : 1:38.589		DIFFERENCE : 0.072		
LAP	SECTOR 1	SECTOR 2	LAP TIME	MPH	DIFF	TIME OF DAY
1 -		43.316	1:50.563	70.98	11.974	12:26:09.974
2 -	58.348	42.270	1:40.618	77.99	2.029	12:27:50.592
3 -	57.084	41.505	1:38.589 (1)	79.60		12:29:29.181
4 -	57.180	41.663	1:38.843 (3)	79.39	0.254	12:31:08.024
5 -	57.012	41.590	1:38.602 (2)	79.59	0.013	12:32:46.626
6 -	57.937	42.580	1:40.517	78.07	1.928	12:34:27.143

P8 78 U Jamie THOMAS		Suzuki GSXR 1000 - Team RubyRacing DART Motorsport				
IDEAL LAP TIME : 1:39.132		BEST LAP TIME : 1:39.132		DIFFERENCE : 0.000		
LAP	SECTOR 1	SECTOR 2	LAP TIME	MPH	DIFF	TIME OF DAY
1 -		42.998	1:47.626	72.91	8.494	12:26:07.037
2 -	58.034	42.196	1:40.230 (3)	78.30	1.098	12:27:47.267
3 -	57.711	41.751	1:39.462 (2)	78.90	0.330	12:29:26.729
4 -	57.432	41.700	1:39.132 (1)	79.16		12:31:05.861
5 -	58.499	42.022	1:40.521	78.07	1.389	12:32:46.382
6 -	58.517	42.932	1:41.449	77.35	2.317	12:34:27.831

P9 52 E Barry MANTELL		Honda 929 FIREBLADE - Swedish car connection				
IDEAL LAP TIME : 1:39.925		BEST LAP TIME : 1:39.935		DIFFERENCE : 0.010		
LAP	SECTOR 1	SECTOR 2	LAP TIME	MPH	DIFF	TIME OF DAY
1 -		42.473	1:46.167	73.92	6.232	12:26:05.578
2 -	58.364	42.819	1:41.183	77.56	1.248	12:27:46.761
3 -	57.497	42.438	1:39.935 (1)	78.53		12:29:26.696
4 -	57.790	42.622	1:40.412 (2)	78.15	0.477	12:31:07.108
5 -	58.230	42.428	1:40.658 (3)	77.96	0.723	12:32:47.766
6 -	58.050	43.151	1:41.201	77.54	1.266	12:34:28.967

P10 82 U Matt HINNELLS		Yamaha R1 - FH82Racing				
IDEAL LAP TIME : 1:41.608		BEST LAP TIME : 1:41.608		DIFFERENCE : 0.000		
LAP	SECTOR 1	SECTOR 2	LAP TIME	MPH	DIFF	TIME OF DAY
1 -		43.324	1:48.866	72.08	7.258	12:26:08.277
2 -	58.643	43.156	1:41.799 (2)	77.09	0.191	12:27:50.076
3 -	58.638	43.250	1:41.888	77.02	0.280	12:29:31.964
4 -	58.909	43.105	1:42.014	76.93	0.406	12:31:13.978
5 -	58.578	43.030	1:41.608 (1)	77.23		12:32:55.586
6 -	58.597	43.235	1:41.832 (3)	77.06	0.224	12:34:37.418

P11 88 U Stephen LI		Suzuki GSXR 1000 -				
IDEAL LAP TIME : 1:40.365		BEST LAP TIME : 1:40.700		DIFFERENCE : 0.335		
LAP	SECTOR 1	SECTOR 2	LAP TIME	MPH	DIFF	TIME OF DAY
1 -		43.380	1:50.108	71.27	9.408	12:26:09.519
2 -	59.605	42.958	1:42.563	76.51	1.863	12:27:52.082
3 -	58.848	43.391	1:42.239	76.76	1.539	12:29:34.321
4 -	58.204	42.496	1:40.700 (1)	77.93		12:31:15.021
5 -	58.906	42.867	1:41.773 (3)	77.11	1.073	12:32:56.794
6 -	58.614	42.161	1:40.775 (2)	77.87	0.075	12:34:37.569

P12 118 E Darren CORKETT		Suzuki GSXR 600 - Jackson & Phillips				
IDEAL LAP TIME : 1:40.406		BEST LAP TIME : 1:40.819		DIFFERENCE : 0.413		
LAP	SECTOR 1	SECTOR 2	LAP TIME	MPH	DIFF	TIME OF DAY
1 -		43.746	1:50.605	70.95	9.786	12:26:10.016
2 -	59.267	43.071	1:42.338	76.68	1.519	12:27:52.354
3 -	58.759	43.502	1:42.261	76.74	1.442	12:29:34.615
4 -	58.094	42.725	1:40.819 (1)	77.84		12:31:15.434
5 -	58.754	42.797	1:41.551 (2)	77.28	0.732	12:32:56.985
6 -	59.485	42.312	1:41.797 (3)	77.09	0.978	12:34:38.782

BMCRC - MRO Championships 2023 - Rnd 5 @ Cadwell Park

BMCRC Thunderbike Extreme & Ultra

RACE 3 - SECTOR ANALYSIS



SECTOR 1 = FL to I1, SECTOR 2 = I1 to FL, DIFF = Difference To Personal Best Lap, P = Crossed Finish Line in Pit Lane, D = Time Disallowed

P13 129 E		Derek CRIPPS		Yamaha R1 - Team FBR			
IDEAL LAP TIME : 1:41.334		BEST LAP TIME : 1:41.334		DIFFERENCE : 0.000			
LAP	SECTOR 1	SECTOR 2	LAP TIME	MPH	DIFF	TIME OF DAY	
1 -		43.772	1:49.926	71.39	8.592	12:26:09.337	
2 -	59.440	42.951	1:42.391	76.64	1.057	12:27:51.728	
3 -	58.500	42.834	1:41.334 (1)	77.44		12:29:33.062	
4 -	58.533	42.877	1:41.410 (2)	77.38	0.076	12:31:14.472	
5 -	58.945	43.075	1:42.020 (3)	76.92	0.686	12:32:56.492	
6 -	59.702	43.868	1:43.570	75.77	2.236	12:34:40.062	

P14 41 E		David ABRAHAM		Yamaha R1 - Cambridge Motorcycles			
IDEAL LAP TIME : 1:41.327		BEST LAP TIME : 1:41.327		DIFFERENCE : 0.000			
LAP	SECTOR 1	SECTOR 2	LAP TIME	MPH	DIFF	TIME OF DAY	
1 -		43.655	1:51.369	70.46	10.042	12:26:10.780	
2 -	59.094	43.024	1:42.118 (3)	76.85	0.791	12:27:52.898	
3 -	58.812	43.405	1:42.217	76.77	0.890	12:29:35.115	
4 -	58.788	43.309	1:42.097 (2)	76.86	0.770	12:31:17.212	
5 -	58.634	42.693	1:41.327 (1)	77.45		12:32:58.539	
6 -	59.381	43.235	1:42.616	76.47	1.289	12:34:41.155	

P15 40 U		Malcolm BATE		Suzuki GSXR1000 - Hartjay			
IDEAL LAP TIME : 1:41.560		BEST LAP TIME : 1:41.713		DIFFERENCE : 0.153			
LAP	SECTOR 1	SECTOR 2	LAP TIME	MPH	DIFF	TIME OF DAY	
1 -		44.151	1:52.582	69.70	10.869	12:26:11.993	
2 -	59.928	43.409	1:43.337 (3)	75.94	1.624	12:27:55.330	
3 -	1:00.151	44.671	1:44.822	74.87	3.109	12:29:40.152	
4 -	1:00.091	43.360	1:43.451	75.86	1.738	12:31:23.603	
5 -	1:00.019	42.987	1:43.006 (2)	76.19	1.293	12:33:06.609	
6 -	58.573	43.140	1:41.713 (1)	77.15		12:34:48.322	

P16 8 U		Dave SAUNDERS		Suzuki GSXR1000 - Mum/Dad/JW MOT/Parks Utility			
IDEAL LAP TIME : 1:42.146		BEST LAP TIME : 1:42.148		DIFFERENCE : 0.002			
LAP	SECTOR 1	SECTOR 2	LAP TIME	MPH	DIFF	TIME OF DAY	
1 -		43.686	1:53.165	69.35	11.017	12:26:12.576	
2 -	59.726	43.272	1:42.998 (3)	76.19	0.850	12:27:55.574	
3 -	1:00.287	44.462	1:44.749	74.92	2.601	12:29:40.323	
4 -	58.874	43.274	1:42.148 (1)	76.83		12:31:22.471	
5 -	58.925	43.530	1:42.455 (2)	76.60	0.307	12:33:04.926	
6 -	59.362	44.282	1:43.644	75.72	1.496	12:34:48.570	

P17 6 E		Andrew FIRTH		Yamaha YZF-R1 - LTRmotorcycles.co.uk / Palmer Race Skool /			
IDEAL LAP TIME : 1:43.122		BEST LAP TIME : 1:43.332		DIFFERENCE : 0.210			
LAP	SECTOR 1	SECTOR 2	LAP TIME	MPH	DIFF	TIME OF DAY	
1 -		45.508	1:56.423	67.40	13.091	12:26:15.834	
2 -	59.875	44.623	1:44.498	75.10	1.166	12:28:00.332	
3 -	59.291	44.526	1:43.817 (2)	75.59	0.485	12:29:44.149	
4 -	59.198	44.960	1:44.158 (3)	75.34	0.826	12:31:28.307	
5 -	59.378	43.954	1:43.332 (1)	75.95		12:33:11.639	
6 -	59.168	45.022	1:44.190	75.32	0.858	12:34:55.829	

P18 4 U		Hayden KILLWORTH		Kawasaki ZX10R - A&S Killworth / H11xy			
IDEAL LAP TIME : 1:42.010		BEST LAP TIME : 1:43.199		DIFFERENCE : 1.189			
LAP	SECTOR 1	SECTOR 2	LAP TIME	MPH	DIFF	TIME OF DAY	
1 -		45.161	1:56.980	67.08	13.781	12:26:16.391	
2 -	1:01.358	44.281	1:45.639	74.29	2.440	12:28:02.030	
3 -	59.790	43.517	1:43.307 (2)	75.96	0.108	12:29:45.337	
4 -	59.237	44.811	1:44.048	75.42	0.849	12:31:29.385	
5 -	1:00.065	43.723	1:43.788 (3)	75.61	0.589	12:33:13.173	
6 -	58.493	44.706	1:43.199 (1)	76.04		12:34:56.372	

BMCRC - MRO Championships 2023 - Rnd 5 @ Cadwell Park

BMCRC Thunderbike Extreme & Ultra

RACE 3 - SECTOR ANALYSIS



SECTOR 1 = FL to I1, SECTOR 2 = I1 to FL, DIFF = Difference To Personal Best Lap, P = Crossed Finish Line in Pit Lane, D = Time Disallowed

P19 46 U		Simon GATES		Yamaha YZF R1 - T.A Roden LTD / Canine Plus Hydro			
IDEAL LAP TIME : 1:43.826		BEST LAP TIME : 1:43.826		DIFFERENCE : 0.000			
LAP	SECTOR 1	SECTOR 2	LAP TIME	MPH	DIFF	TIME OF DAY	
1 -		44.460	1:55.076	68.19	11.250	12:26:14.487	
2 -	1:00.629	43.882	1:44.511	75.09	0.685	12:27:58.998	
3 -	1:00.287	43.816	1:44.103 (2)	75.38	0.277	12:29:43.101	
4 -	1:00.595	44.991	1:45.586	74.32	1.760	12:31:28.687	
5 -	1:00.241	43.585	1:43.826 (1)	75.58		12:33:12.513	
6 -	1:00.299	43.931	1:44.230 (3)	75.29	0.404	12:34:56.743	

P20 96 U		Pete SCOTT		Suzuki GSXR1000K5 - South Hill MOT Centre			
IDEAL LAP TIME : 1:47.256		BEST LAP TIME : 1:47.256		DIFFERENCE : 0.000			
LAP	SECTOR 1	SECTOR 2	LAP TIME	MPH	DIFF	TIME OF DAY	
1 -		45.972	1:56.230	67.52	8.974	12:26:15.641	
2 -	1:02.878	46.101	1:48.979	72.01	1.723	12:28:04.620	
3 -	1:03.005	46.534	1:49.539	71.64	2.283	12:29:54.159	
4 -	1:02.871	45.908	1:48.779 (3)	72.14	1.523	12:31:42.938	
5 -	1:02.150	45.592	1:47.742 (2)	72.84	0.486	12:33:30.680	
6 -	1:01.968	45.288	1:47.256 (1)	73.17		12:35:17.936	

P21 212 E		Martin BRADER		Aprilia RSVR - Infinity PM			
IDEAL LAP TIME : 1:48.858		BEST LAP TIME : 1:49.192		DIFFERENCE : 0.334			
LAP	SECTOR 1	SECTOR 2	LAP TIME	MPH	DIFF	TIME OF DAY	
1 -		45.896	1:57.887	66.57	8.695	12:26:17.298	
2 -	1:03.986	46.320	1:50.306	71.14	1.114	12:28:07.604	
3 -	1:04.199	46.148	1:50.347	71.12	1.155	12:29:57.951	
4 -	1:04.385	45.857	1:50.242 (3)	71.18	1.050	12:31:48.193	
5 -	1:03.474	45.718	1:49.192 (1)	71.87		12:33:37.385	
6 -	1:03.140	46.104	1:49.244 (2)	71.83	0.052	12:35:26.629	

P22 888 U		Paul FAGG		Yamaha R1 4C8 - I need a sponsor-			
IDEAL LAP TIME : 1:53.091		BEST LAP TIME : 1:53.292		DIFFERENCE : 0.201			
LAP	SECTOR 1	SECTOR 2	LAP TIME	MPH	DIFF	TIME OF DAY	
1 -		47.335	2:01.632	64.52	8.340	12:26:21.043	
2 -	1:06.869	47.092	1:53.961 (3)	68.86	0.669	12:28:15.004	
3 -	1:05.999	47.293	1:53.292 (1)	69.27		12:30:08.296	
4 -	1:06.640	47.430	1:54.070	68.80	0.778	12:32:02.366	
5 -	1:06.783	47.641	1:54.424	68.58	1.132	12:33:56.790	
6 -	1:06.346	47.450	1:53.796 (2)	68.96	0.504	12:35:50.586	

P23 24 U		Mark REYNOLDS		Yamaha R1 4C8 -			
IDEAL LAP TIME : 1:54.287		BEST LAP TIME : 1:54.997		DIFFERENCE : 0.710			
LAP	SECTOR 1	SECTOR 2	LAP TIME	MPH	DIFF	TIME OF DAY	
1 -		47.082	2:02.859	63.87	7.862	12:26:22.270	
2 -	1:08.277	47.048	1:55.325 (3)	68.05	0.328	12:28:17.595	
3 -	1:09.362	47.649	1:57.011	67.07	2.014	12:30:14.606	
4 -	1:09.571	46.610	1:56.181	67.55	1.184	12:32:10.787	
5 -	1:08.155	46.842	1:54.997 (1)	68.24		12:34:05.784	
6 -	1:07.677	47.507	1:55.184 (2)	68.13	0.187	12:36:00.968	

BMCRC - MRO Championships 2023 - Rnd 5 @ Cadwell Park

BMCRC Thunderbike Extreme & Ultra

RACE 3 - BEST SECTORS

SECTOR 1			SECTOR 2			IDEAL / BEST COMPARISON						
POS	NO	NAME	TIME	NO	NAME	TIME	POS	NO	NAME	IDEAL	BEST	DIFF
									PERFECT LAP	1:35.904		
1	5	KILLWORTH	55.250	800	CREASEY	40.654	1	5	KILLWORTH	1:35.922	1:35.922	0.000
2	800	CREASEY	55.859	5	KILLWORTH	40.672	2	800	CREASEY	1:36.513	1:36.916	0.403
3	45	HASHMI	56.607	45	HASHMI	41.362	3	45	HASHMI	1:37.969	1:37.969	0.000
4	102	FEARN	56.836	707	SYMON	41.505	4	102	FEARN	1:38.463	1:38.463	0.000
5	707	SYMON	57.012	102	FEARN	41.627	5	707	SYMON	1:38.517	1:38.589	0.072
6	78	THOMAS	57.432	78	THOMAS	41.700	6	78	THOMAS	1:39.132	1:39.132	0.000
7	52	MANTELL	57.497	168	ASHBY	41.708	7	168	ASHBY	1:39.678	1:39.753	0.075
8	19	DONOVAN	57.591	88	LI	42.161	8	19	DONOVAN	1:39.875	1:39.901	0.026
9	168	ASHBY	57.970	19	DONOVAN	42.284	9	52	MANTELL	1:39.925	1:39.935	0.010
10	118	CORKETT	58.094	118	CORKETT	42.312	10	88	LI	1:40.365	1:40.700	0.335
11	88	LI	58.204	52	MANTELL	42.428	11	118	CORKETT	1:40.406	1:40.819	0.413
12	4	KILLWORTH	58.493	41	ABRAHAM	42.693	12	41	ABRAHAM	1:41.327	1:41.327	0.000
13	129	CRIPPS	58.500	129	CRIPPS	42.834	13	129	CRIPPS	1:41.334	1:41.334	0.000
14	40	BATE	58.573	40	BATE	42.987	14	40	BATE	1:41.560	1:41.713	0.153
15	82	HINNELLS	58.578	82	HINNELLS	43.030	15	82	HINNELLS	1:41.608	1:41.608	0.000
16	41	ABRAHAM	58.634	8	SAUNDERS	43.272	16	4	KILLWORTH	1:42.010	1:43.199	1.189
17	8	SAUNDERS	58.874	4	KILLWORTH	43.517	17	8	SAUNDERS	1:42.146	1:42.148	0.002
18	6	FIRTH	59.168	46	GATES	43.585	18	6	FIRTH	1:43.122	1:43.332	0.210
19	46	GATES	1:00.241	6	FIRTH	43.954	19	46	GATES	1:43.826	1:43.826	0.000
20	96	SCOTT	1:01.968	96	SCOTT	45.288	20	96	SCOTT	1:47.256	1:47.256	0.000
21	212	BRADER	1:03.140	212	BRADER	45.718	21	212	BRADER	1:48.858	1:49.192	0.334
22	888	FAGG	1:05.999	24	REYNOLDS	46.610	22	888	FAGG	1:53.091	1:53.292	0.201
23	24	REYNOLDS	1:07.677	888	FAGG	47.092	23	24	REYNOLDS	1:54.287	1:54.997	0.710

BMCRC - MRO Championships 2023 - Rnd 5 @ Cadwell Park

BMCRC Thunderbike Extreme & Ultra

RACE 3 - STATISTICS

Competitors Started 23
Planned Start 2023-07-01 @ 12:10:00.000
Actual Start 2023-07-01 @ 12:24:19.410
Finish Time 2023-07-01 @ 12:34:08.656
Track Length 2.1800mi.
Total Laps 138
Total Distance Covered 300.8425mi.

Session Fastest Lap History

NO	CL	NAME	LAP TIME	TIME OF DAY	LAP	VEHICLE
800	U	Morgan CREASEY	1:37.330	12:27:40.159	2	Suzuki GSXR 1000 K7
800	U	Morgan CREASEY	1:37.121	12:29:17.280	3	Suzuki GSXR 1000 K7
800	U	Morgan CREASEY	1:36.937	12:32:31.755	5	Suzuki GSXR 1000 K7
5	U	Stacey KILLWORTH	1:35.922	12:32:39.893	5	Suzuki GSXR 1000

Session Leader History

NO	CL	NAME	FROM LAP	LAPS LED	DISTANCE	VEHICLE
800	U	Morgan CREASEY	1	6	13.08 miles	Suzuki GSXR 1000 K7

Flag History

TYPE	TIME OF DAY
GREEN	12:24:19.410
FINISH	12:34:08.656

Flag Statistics

TYPE	COUNT	TOTAL LAPS	TOTAL TIME
Green	1	6	11:45.953
Red	0	0	0.000
Safety Car	0	0	0.000
FCY	0	0	0.000

BMCRC - MRO Championships 2023 - Rnd 5 @ Cadwell Park

BMCRC Thunderbike Extreme & Ultra

RACE 3 - STATISTICS

CLASS : E

7 Starters

Fastest Lap History

NO	NAME	LAP TIME	TIME OF DAY	LAP	VEHICLE
168	Ian ASHBY	1:39.753	12:27:44.624	2	TRIUMPH 955I

Leader History

NO	NAME	FROM LAP	LAPS LED	DISTANCE	VEHICLE
168	Ian ASHBY	1	6	13.08 miles	TRIUMPH 955I

BMCRC - MRO Championships 2023 - Rnd 5 @ Cadwell Park

BMCRC Thunderbike Extreme & Ultra

RACE 3 - STATISTICS

CLASS : U

16 Starters

Fastest Lap History

NO	NAME	LAP TIME	TIME OF DAY	LAP	VEHICLE
800	Morgan CREASEY	1:37.330	12:27:40.159	2	Suzuki GSXR 1000 K7
800	Morgan CREASEY	1:37.121	12:29:17.280	3	Suzuki GSXR 1000 K7
800	Morgan CREASEY	1:36.937	12:32:31.755	5	Suzuki GSXR 1000 K7
5	Stacey KILLWORTH	1:35.922	12:32:39.893	5	Suzuki GSXR 1000

Leader History

NO	NAME	FROM LAP	LAPS LED	DISTANCE	VEHICLE
800	Morgan CREASEY	1	6	13.08 miles	Suzuki GSXR 1000 K7

BMCRC - MRO Championships 2023 - Rnd 5 @ Cadwell Park

BMCRC Thunderbike Extreme & Ultra

RACE 14 - GRID (6 Laps)



ROW 9	25	23	Justin ROSE	26		27							
ROW 8		22	888	Paul FAGG	1:53.292	23	24	Mark REYNOLDS	1:54.997	24	196	Kieran SMITH	
ROW 7	19	46	Simon GATES	1:43.826	20	96	Pete SCOTT	1:47.256	21	212	Martin BRADER	1:49.192	
ROW 6		16	8	Dave SAUNDERS	1:42.148	17	4	Hayden KILLWORTH	1:43.199	18	6	Andrew FIRTH	1:43.332
ROW 5	13	129	Derek CRIPPS	1:41.334	14	82	Matt HINNELLS	1:41.608	15	40	Malcolm BATE	1:41.713	
ROW 4		10	88	Stephen LI	1:40.700	11	118	Darren CORKETT	1:40.819	12	41	David ABRAHAM	1:41.327
ROW 3	7	168	Ian ASHBY	1:39.753	8	19	Tyler DONOVAN	1:39.901	9	52	Barry MANTELL	1:39.935	
ROW 2		4	102	James FEARN	1:38.463	5	707	Alex SYMON	1:38.589	6	78	Jamie THOMAS	1:39.132
ROW 1	1	5	Stacey KILLWORTH	1:35.922	2	800	Morgan CREASEY	1:36.916	3	45	Chad HASHMI	1:37.969	
			Pole										

Cadwell Park: 2.1800 miles

These results are provisional until the conclusion of any judicial and technical matters.

Clerk Of Course :	Stewards :	Timekeeper : <i>Craig Smith</i>
-------------------	------------	------------------------------------

Results can be found at www.tsl-timing.com

Printed - 12:40 Saturday, 01 July 2023



BMCRC - MRO Championships 2023 - Rnd 5 @ Cadwell Park

BMCRC Thunderbike Extreme & Ultra

RACE 14 - CLASSIFICATION



POS	NO	CL	PIC NAME	ENTRY	LAPS	TIME	GAP	DIFF	MPH	BEST	ON
1	800	U	1 Morgan CREASEY	Suzuki GSXR 1000 K7 - Warics Ltd	6	9:45.061			80.48	1:36.405	4
2	5	U	2 Stacey KILLWORTH	Suzuki GSXR 1000 - Greenplant/Everns	6	9:45.191	0.130	0.130	80.46	1:36.311	4
3	45	U	3 Chad HASHMI	Suzuki GSXR1000 -	6	9:57.437	12.376	12.246	78.81	1:38.331	5
4	707	U	4 Alex SYMON	Kawasaki ZX10R - MCW	6	10:02.065	17.004	4.628	78.21	1:39.208	5
5	168	E	1 Ian ASHBY	TRIUMPH 955I - Clive Wood Triumph	6	10:08.181	23.120	6.116	77.42	1:39.880	2
6	19	U	5 Tyler DONOVAN	Kawasaki ZX10R - Tinder Corp	6	10:09.392	24.331	1.211	77.27	1:39.905	3
7	78	U	6 Jamie THOMAS	Suzuki GSXR 1000 - Team RubyRacing DART Moto	6	10:09.723	24.662	0.331	77.22	1:39.203	3
8	52	E	2 Barry MANTELL	Honda 929 FIREBLADE - Swedish car connection	6	10:12.298	27.237	2.575	76.90	1:40.279	5
9	82	U	7 Matt HINNELLS	Yamaha R1 - FH82Racing	6	10:15.866	30.805	3.568	76.45	1:40.505	3
10	46	U	8 Simon GATES	Yamaha YZF R1 - T.A Roden LTD / Canine Plus Hyc	6	10:20.513	35.452	4.647	75.88	1:41.162	6
11	118	E	3 Darren CORKETT	Suzuki GSXR 600 - Jackson & Phillips	6	10:21.979	36.918	1.466	75.70	1:41.495	5
12	129	E	4 Derek CRIPPS	Yamaha R1 - Team FBR	6	10:22.292	37.231	0.313	75.66	1:41.176	6
13	88	U	9 Stephen LI	Suzuki GSXR 1000 -	6	10:23.282	38.221	0.990	75.54	1:41.383	4
14	41	E	5 David ABRAHAM	Yamaha R1 - Cambridge Motorcycles	6	10:27.479	42.418	4.197	75.04	1:42.795	4
15	4	U	10 Hayden KILLWORTH	Kawasaki ZX10R - A&S Killworth / H11xy	6	10:31.220	46.159	3.741	74.59	1:42.840	5
16	6	E	6 Andrew FIRTH	Yamaha YZF-R1 - LTRmotorcycles.co.uk / Palmer F	6	10:34.698	49.637	3.478	74.19	1:43.824	2
17	8	U	11 Dave SAUNDERS	Suzuki GSXR1000 - Mum/Dad/JW MOT/Parks Utility	6	10:34.862	49.801	0.164	74.17	1:43.261	2
18	60	E	7 Aiden GOODINGS	Honda CBR600F4 - Micky G Racing	6	10:35.438	50.377	0.576	74.10	1:42.475	3
19	96	U	12 Pete SCOTT	Suzuki GSXR1000K5 - South Hill MOT Centre	6	11:02.923	1:17.862	27.485	71.03	1:48.822	5
20	888	U	13 Paul FAGG	Yamaha R1 4C8 - -I need a sponsor-	6	11:03.676	1:18.615	0.753	70.95	1:47.350	6
21	212	E	8 Martin BRADER	Aprilia RSVR - Infinity PM	6	11:21.609	1:36.548	17.933	69.08	1:50.600	6
22	24	U	14 Mark REYNOLDS	Yamaha R1 4C8 -	6	11:22.279	1:37.218	0.670	69.01	1:51.688	6

NOT CLASSIFIED

DNF	196	U	Kieran SMITH	Suzuki GSXR 1000 -	5	8:52.705	1 Lap	1 Lap	73.66	1:43.246	3
DNF	102	U	James FEARN	Suzuki GSXR1000 - Mark Wilby plumbing	3	5:02.563	3 Laps	2 Laps	77.81	1:38.075	3

FASTEST LAP

	5	U	Stacey KILLWORTH	Suzuki GSXR 1000 - Greenplant/Everns	4	1:36.311			81.48 mph	131.14 kph	
	168	E	Ian ASHBY	TRIUMPH 955I - Clive Wood Triumph	2	1:39.880			78.57 mph	126.45 kph	

Class U - 92.5% of Race Speed = 74.44 mph

Class E - 92.5% of Race Speed = 71.61 mph

Weather / Track : Cloudy / Dry

These results are provisional until the conclusion of any judicial and technical matters.

Race Distance: 6 Laps / 13.08 miles

Cadwell Park: 2.1800 miles

Date: 01/07/2023 Start: 16:04 Finish: 16:14

Clerk Of Course :

Stewards :

Timekeeper :

Craig Smith

Results can be found at www.tsl-timing.com

Printed - 16:19 Saturday, 01 July 2023



BMCRC - MRO Championships 2023 - Rnd 5 @ Cadwell Park

BMCRC Thunderbike Extreme & Ultra

RACE 14 - LAP CHART

LAP 1 @ 16:05:59.437

NO	BEHIND	LAP TIME
800		1:41.955
5	0.139	1:42.094
707	2.122	1:44.077
45	2.263	1:44.218
19	4.135	1:46.090
102	4.455	1:46.410
168	5.024	1:46.979
88	6.872	1:48.827
52	7.014	1:48.969
118	7.285	1:49.240
78	7.378	1:49.333
82	7.834	1:49.789
41	8.609	1:50.564
46	8.734	1:50.689
129	9.398	1:51.353
6	10.304	1:52.259
8	11.257	1:53.212
4	11.593	1:53.548
196	12.101	1:54.056
96	14.815	1:56.770
60	15.818	1:57.773
888	18.039	1:59.994
212	18.124	2:00.079
24	18.770	2:00.725

LAP 2 @ 16:07:36.036

NO	BEHIND	LAP TIME
800		1:36.599
5	0.300	1:36.760
45	4.217	1:38.553
707	5.570	1:40.047
102	5.934	1:38.078
19	7.641	1:40.105
168	8.305	1:39.880
52	11.205	1:40.790
78	11.349	1:40.570
118	14.026	1:43.340
82	14.439	1:43.204
88	15.308	1:45.035
41	15.748	1:43.738
46	15.785	1:43.650
129	16.345	1:43.546
6	17.529	1:43.824
8	17.919	1:43.261
4	18.424	1:43.430
196	19.165	1:43.663
60	23.901	1:44.682
96	27.284	1:49.068
888	29.594	1:48.154
24	34.042	1:51.871
212	34.091	1:52.566

LAP 3 @ 16:09:12.774

NO	BEHIND	LAP TIME
800		1:36.738
5	0.179	1:36.617
45	6.174	1:38.695
102	7.271	1:38.075
707	8.694	1:39.862
19	10.808	1:39.905
168	11.725	1:40.158
78	13.814	1:39.203

52	15.070	1:40.603
82	18.206	1:40.505
118	19.812	1:42.524
88	20.935	1:42.365
46	21.483	1:42.436
129	22.294	1:42.687
41	22.763	1:43.753
6	24.700	1:43.909
8	25.020	1:43.839
4	25.602	1:43.916
196	25.673	1:43.246
60	29.638	1:42.475
96	40.631	1:50.085
888	41.867	1:49.011
24	49.625	1:52.321
212	50.859	1:53.506

LAP 4 @ 16:10:49.179

NO	BEHIND	LAP TIME
800		1:36.405
5	0.085	1:36.311
45	8.636	1:38.867
707	11.642	1:39.353
19	15.154	1:40.751
168	15.586	1:40.266
78	17.702	1:40.293
52	19.780	1:41.115
82	22.608	1:40.807
118	25.745	1:42.338
88	25.913	1:41.383
46	26.423	1:41.345
129	27.457	1:41.568
41	29.153	1:42.795
6	33.316	1:45.021
4	33.799	1:44.602
8	34.018	1:45.403
196	36.052	1:46.784
60	36.237	1:43.004
96	53.494	1:49.268
888	54.921	1:49.459
24	1:06.416	1:53.196
212	1:07.942	1:53.488

LAP 5 @ 16:12:26.106

NO	BEHIND	LAP TIME
800		1:36.927
5	0.107	1:36.949
45	10.040	1:38.331
707	13.923	1:39.208
168	19.298	1:40.639
19	19.469	1:41.242
78	21.024	1:40.249
52	23.132	1:40.279
82	26.539	1:40.858
118	30.313	1:41.495
46	30.727	1:41.231
129	32.492	1:41.962
88	33.081	1:44.095
41	35.216	1:42.990
4	39.712	1:42.840
6	41.535	1:45.146
8	42.066	1:44.975
60	42.677	1:43.367
196	44.081	1:44.956
96	1:05.389	1:48.822

888	1:07.702	1:49.708
24	1:21.967	1:52.478
212	1:22.385	1:51.370

LAP 6 @ 16:14:02.543

NO	BEHIND	LAP TIME
800		1:36.437
5	0.130	1:36.460
45	12.376	1:38.773
707	17.004	1:39.518
168	23.120	1:40.259
19	24.331	1:41.299
78	24.662	1:40.075
52	27.237	1:40.542
82	30.805	1:40.703
46	35.452	1:41.162
118	36.918	1:43.042
129	37.231	1:41.176
88	38.221	1:41.577
41	42.418	1:43.639
4	46.159	1:42.884
6	49.637	1:44.539
8	49.801	1:44.172
60	50.377	1:44.137
96	1:17.862	1:48.910
888	1:18.615	1:47.350
212	1:36.548	1:50.600
24	1:37.218	1:51.688

BMCRC - MRO Championships 2023 - Rnd 5 @ Cadwell Park

BMCRC Thunderbike Extreme & Ultra

RACE 14 - POSITION CHART

No	Name	Lap						
		Pos	1	2	3	4	5	6
5	KILLWORTH	1	800	800	800	800	800	800
800	CREASEY	2	5	5	5	5	5	5
45	HASHMI	3	707	45	45	45	45	45
102	FEARN	4	45	707	102	707	707	707
707	SYMON	5	19	102	707	19	168	168
78	THOMAS	6	102	19	19	168	19	19
168	ASHBY	7	168	168	168	78	78	78
19	DONOVAN	8	88	52	78	52	52	52
52	MANTELL	9	52	78	52	82	82	82
88	LI	10	118	118	82	118	118	46
118	CORKETT	11	78	82	118	88	46	118
41	ABRAHAM	12	82	88	88	46	129	129
129	CRIPPS	13	41	41	46	129	88	88
82	HINNELLS	14	46	46	129	41	41	41
8	SAUNDERS	15	129	129	41	6	4	4
4	KILLWORTH	16	6	6	6	4	6	6
6	FIRTH	17	8	8	8	8	8	8
46	GATES	18	4	4	4	196	60	60
96	SCOTT	19	196	196	196	60	196	96
212	BRADER	20	96	60	60	96	96	888
888	FAGG	21	60	96	96	888	888	212
24	REYNOLDS	22	888	888	888	24	24	24
196	SMITH	23	212	24	24	212	212	
60	GOODINGS	24	24	212	212			

BMCRC - MRO Championships 2023 - Rnd 5 @ Cadwell Park

BMCRC Thunderbike Extreme & Ultra

RACE 14 - SECTOR ANALYSIS



SECTOR 1 = FL to I1, SECTOR 2 = I1 to FL, DIFF = Difference To Personal Best Lap, P = Crossed Finish Line in Pit Lane, D = Time Disallowed

P1		800 U		Morgan CREASEY		Suzuki GSXR 1000 K7 - Warics Ltd	
IDEAL LAP TIME : 1:36.331		BEST LAP TIME : 1:36.405		DIFFERENCE : 0.074			
LAP	SECTOR 1	SECTOR 2	LAP TIME	MPH	DIFF	TIME OF DAY	
1 -		41.084	1:41.955	76.97	5.550	16:05:59.437	
2 -	55.863	40.736	1:36.599 (3)	81.24	0.194	16:07:36.036	
3 -	55.857	40.881	1:36.738	81.12	0.333	16:09:12.774	
4 -	55.666	40.739	1:36.405 (1)	81.40		16:10:49.179	
5 -	56.049	40.878	1:36.927	80.96	0.522	16:12:26.106	
6 -	55.772	40.665	1:36.437 (2)	81.38	0.032	16:14:02.543	

P2		5 U		Stacey KILLWORTH		Suzuki GSXR 1000 - Greenplant/Everns	
IDEAL LAP TIME : 1:36.290		BEST LAP TIME : 1:36.311		DIFFERENCE : 0.021			
LAP	SECTOR 1	SECTOR 2	LAP TIME	MPH	DIFF	TIME OF DAY	
1 -		41.568	1:42.094	76.87	5.783	16:05:59.576	
2 -	55.917	40.843	1:36.760	81.10	0.449	16:07:36.336	
3 -	55.824	40.793	1:36.617 (3)	81.22	0.306	16:09:12.953	
4 -	55.633	40.678	1:36.311 (1)	81.48		16:10:49.264	
5 -	56.187	40.762	1:36.949	80.95	0.638	16:12:26.213	
6 -	55.803	40.657	1:36.460 (2)	81.36	0.149	16:14:02.673	

P3		45 U		Chad HASHMI		Suzuki GSXR1000 -	
IDEAL LAP TIME : 1:38.264		BEST LAP TIME : 1:38.331		DIFFERENCE : 0.067			
LAP	SECTOR 1	SECTOR 2	LAP TIME	MPH	DIFF	TIME OF DAY	
1 -		41.724	1:44.218	75.30	5.887	16:06:01.700	
2 -	57.017	41.536	1:38.553 (2)	79.63	0.222	16:07:40.253	
3 -	57.128	41.567	1:38.695 (3)	79.51	0.364	16:09:18.948	
4 -	57.130	41.737	1:38.867	79.38	0.536	16:10:57.815	
5 -	57.084	41.247	1:38.331 (1)	79.81		16:12:36.146	
6 -	57.137	41.636	1:38.773	79.45	0.442	16:14:14.919	

P4		707 U		Alex SYMON		Kawasaki ZX10R - MCW	
IDEAL LAP TIME : 1:39.031		BEST LAP TIME : 1:39.208		DIFFERENCE : 0.177			
LAP	SECTOR 1	SECTOR 2	LAP TIME	MPH	DIFF	TIME OF DAY	
1 -		42.091	1:44.077	75.40	4.869	16:06:01.559	
2 -	58.032	42.015	1:40.047	78.44	0.839	16:07:41.606	
3 -	57.769	42.093	1:39.862	78.58	0.654	16:09:21.468	
4 -	57.023	42.330	1:39.353 (2)	78.99	0.145	16:11:00.821	
5 -	57.016	42.192	1:39.208 (1)	79.10		16:12:40.029	
6 -	57.202	42.316	1:39.518 (3)	78.86	0.310	16:14:19.547	

P5		168 E		Ian ASHBY		TRIUMPH 951I - Clive Wood Triumph	
IDEAL LAP TIME : 1:39.723		BEST LAP TIME : 1:39.880		DIFFERENCE : 0.157			
LAP	SECTOR 1	SECTOR 2	LAP TIME	MPH	DIFF	TIME OF DAY	
1 -		42.951	1:46.979	73.36	7.099	16:06:04.461	
2 -	58.169	41.711	1:39.880 (1)	78.57		16:07:44.341	
3 -	58.478	41.680	1:40.158 (2)	78.35	0.278	16:09:24.499	
4 -	58.276	41.990	1:40.266	78.27	0.386	16:11:04.765	
5 -	58.043	42.596	1:40.639	77.98	0.759	16:12:45.404	
6 -	58.306	41.953	1:40.259 (3)	78.27	0.379	16:14:25.663	

P6		19 U		Tyler DONOVAN		Kawasaki ZX10R - Tinder Corp	
IDEAL LAP TIME : 1:39.680		BEST LAP TIME : 1:39.905		DIFFERENCE : 0.225			
LAP	SECTOR 1	SECTOR 2	LAP TIME	MPH	DIFF	TIME OF DAY	
1 -		42.681	1:46.090	73.97	6.185	16:06:03.572	
2 -	57.864	42.241	1:40.105 (2)	78.39	0.200	16:07:43.677	
3 -	57.439	42.466	1:39.905 (1)	78.55		16:09:23.582	
4 -	58.283	42.468	1:40.751 (3)	77.89	0.846	16:11:04.333	
5 -	58.107	43.135	1:41.242	77.51	1.337	16:12:45.575	
6 -	58.744	42.555	1:41.299	77.47	1.394	16:14:26.874	

BMCRC - MRO Championships 2023 - Rnd 5 @ Cadwell Park

BMCRC Thunderbike Extreme & Ultra

RACE 14 - SECTOR ANALYSIS



SECTOR 1 = FL to I1, SECTOR 2 = I1 to FL, DIFF = Difference To Personal Best Lap, P = Crossed Finish Line in Pit Lane, D = Time Disallowed

P7 78 U		Jamie THOMAS		Suzuki GSXR 1000 - Team RubyRacing DART Motorsport		
IDEAL LAP TIME : 1:39.203		BEST LAP TIME : 1:39.203		DIFFERENCE : 0.000		
LAP	SECTOR 1	SECTOR 2	LAP TIME	MPH	DIFF	TIME OF DAY
1 -		43.685	1:49.333	71.78	10.130	16:06:06.815
2 -	58.604	41.966	1:40.570	78.03	1.367	16:07:47.385
3 -	57.921	41.282	1:39.203 (1)	79.11		16:09:26.588
4 -	58.118	42.175	1:40.293	78.25	1.090	16:11:06.881
5 -	58.612	41.637	1:40.249 (3)	78.28	1.046	16:12:47.130
6 -	58.307	41.768	1:40.075 (2)	78.42	0.872	16:14:27.205

P8 52 E		Barry MANTELL		Honda 929 FIREBLADE - Swedish car connection		
IDEAL LAP TIME : 1:39.950		BEST LAP TIME : 1:40.279		DIFFERENCE : 0.329		
LAP	SECTOR 1	SECTOR 2	LAP TIME	MPH	DIFF	TIME OF DAY
1 -		43.594	1:48.969	72.02	8.690	16:06:06.451
2 -	58.169	42.621	1:40.790	77.86	0.511	16:07:47.241
3 -	58.499	42.104	1:40.603 (3)	78.01	0.324	16:09:27.844
4 -	58.332	42.783	1:41.115	77.61	0.836	16:11:08.959
5 -	57.955	42.324	1:40.279 (1)	78.26		16:12:49.238
6 -	57.846	42.696	1:40.542 (2)	78.05	0.263	16:14:29.780

P9 82 U		Matt HINNELLS		Yamaha R1 - FH82Racing		
IDEAL LAP TIME : 1:40.208		BEST LAP TIME : 1:40.505		DIFFERENCE : 0.297		
LAP	SECTOR 1	SECTOR 2	LAP TIME	MPH	DIFF	TIME OF DAY
1 -		43.839	1:49.789	71.48	9.284	16:06:07.271
2 -	59.580	43.624	1:43.204	76.04	2.699	16:07:50.475
3 -	57.632	42.873	1:40.505 (1)	78.08		16:09:30.980
4 -	57.775	43.032	1:40.807 (3)	77.85	0.302	16:11:11.787
5 -	58.282	42.576	1:40.858	77.81	0.353	16:12:52.645
6 -	57.882	42.821	1:40.703 (2)	77.93	0.198	16:14:33.348

P10 46 U		Simon GATES		Yamaha YZF R1 - T.A Roden LTD / Canine Plus Hydro		
IDEAL LAP TIME : 1:40.929		BEST LAP TIME : 1:41.162		DIFFERENCE : 0.233		
LAP	SECTOR 1	SECTOR 2	LAP TIME	MPH	DIFF	TIME OF DAY
1 -		43.816	1:50.689	70.90	9.527	16:06:08.171
2 -	59.544	44.106	1:43.650	75.71	2.488	16:07:51.821
3 -	58.938	43.498	1:42.436	76.61	1.274	16:09:34.257
4 -	58.376	42.969	1:41.345 (3)	77.43	0.183	16:11:15.602
5 -	58.619	42.612	1:41.231 (2)	77.52	0.069	16:12:56.833
6 -	58.609	42.553	1:41.162 (1)	77.57		16:14:37.995

P11 118 E		Darren CORKETT		Suzuki GSXR 600 - Jackson & Phillips		
IDEAL LAP TIME : 1:41.495		BEST LAP TIME : 1:41.495		DIFFERENCE : 0.000		
LAP	SECTOR 1	SECTOR 2	LAP TIME	MPH	DIFF	TIME OF DAY
1 -		43.992	1:49.240	71.84	7.745	16:06:06.722
2 -	59.901	43.439	1:43.340	75.94	1.845	16:07:50.062
3 -	59.133	43.391	1:42.524 (3)	76.54	1.029	16:09:32.586
4 -	59.162	43.176	1:42.338 (2)	76.68	0.843	16:11:14.924
5 -	58.534	42.961	1:41.495 (1)	77.32		16:12:56.419
6 -	59.706	43.336	1:43.042	76.16	1.547	16:14:39.461

P12 129 E		Derek CRIPPS		Yamaha R1 - Team FBR		
IDEAL LAP TIME : 1:41.176		BEST LAP TIME : 1:41.176		DIFFERENCE : 0.000		
LAP	SECTOR 1	SECTOR 2	LAP TIME	MPH	DIFF	TIME OF DAY
1 -		43.931	1:51.353	70.47	10.177	16:06:08.835
2 -	59.201	44.345	1:43.546	75.79	2.370	16:07:52.381
3 -	58.618	44.069	1:42.687	76.42	1.511	16:09:35.068
4 -	58.045	43.523	1:41.568 (2)	77.26	0.392	16:11:16.636
5 -	58.672	43.290	1:41.962 (3)	76.97	0.786	16:12:58.598
6 -	57.983	43.193	1:41.176 (1)	77.56		16:14:39.774

BMCRC - MRO Championships 2023 - Rnd 5 @ Cadwell Park

BMCRC Thunderbike Extreme & Ultra

RACE 14 - SECTOR ANALYSIS



SECTOR 1 = FL to I1, SECTOR 2 = I1 to FL, DIFF = Difference To Personal Best Lap, P = Crossed Finish Line in Pit Lane, D = Time Disallowed

P13 88 U Stephen LI		Suzuki GSXR 1000 -				
IDEAL LAP TIME : 1:41.267		BEST LAP TIME : 1:41.383		DIFFERENCE : 0.116		
LAP	SECTOR 1	SECTOR 2	LAP TIME	MPH	DIFF	TIME OF DAY
1 -		43.895	1:48.827	72.11	7.444	16:06:06.309
2 -	1:00.093	44.942	1:45.035	74.71	3.652	16:07:51.344
3 -	59.282	43.083	1:42.365 (3)	76.66	0.982	16:09:33.709
4 -	58.648	42.735	1:41.383 (1)	77.41		16:11:15.092
5 -	1:00.149	43.946	1:44.095	75.39	2.712	16:12:59.187
6 -	58.958	42.619	1:41.577 (2)	77.26	0.194	16:14:40.764

P14 41 E David ABRAHAM		Yamaha R1 - Cambridge Motorcycles				
IDEAL LAP TIME : 1:42.735		BEST LAP TIME : 1:42.795		DIFFERENCE : 0.060		
LAP	SECTOR 1	SECTOR 2	LAP TIME	MPH	DIFF	TIME OF DAY
1 -		44.059	1:50.564	70.98	7.769	16:06:08.046
2 -	59.146	44.592	1:43.738	75.65	0.943	16:07:51.784
3 -	59.755	43.998	1:43.753	75.64	0.958	16:09:35.537
4 -	59.171	43.624	1:42.795 (1)	76.34		16:11:18.332
5 -	59.401	43.589	1:42.990 (2)	76.20	0.195	16:13:01.322
6 -	59.583	44.056	1:43.639 (3)	75.72	0.844	16:14:44.961

P15 4 U Hayden KILLWORTH		Kawasaki ZX10R - A&S Killworth / H11xy				
IDEAL LAP TIME : 1:42.332		BEST LAP TIME : 1:42.840		DIFFERENCE : 0.508		
LAP	SECTOR 1	SECTOR 2	LAP TIME	MPH	DIFF	TIME OF DAY
1 -		44.545	1:53.548	69.11	10.708	16:06:11.030
2 -	59.342	44.088	1:43.430 (3)	75.87	0.590	16:07:54.460
3 -	59.769	44.147	1:43.916	75.52	1.076	16:09:38.376
4 -	1:00.075	44.527	1:44.602	75.02	1.762	16:11:22.978
5 -	59.389	43.451	1:42.840 (1)	76.31		16:13:05.818
6 -	58.881	44.003	1:42.884 (2)	76.28	0.044	16:14:48.702

P16 6 E Andrew FIRTH		Yamaha YZF-R1 - LTRmotorcycles.co.uk / Palmer Race Skool /				
IDEAL LAP TIME : 1:43.821		BEST LAP TIME : 1:43.824		DIFFERENCE : 0.003		
LAP	SECTOR 1	SECTOR 2	LAP TIME	MPH	DIFF	TIME OF DAY
1 -		44.361	1:52.259	69.91	8.435	16:06:09.741
2 -	59.464	44.360	1:43.824 (1)	75.59		16:07:53.565
3 -	59.461	44.448	1:43.909 (2)	75.52	0.085	16:09:37.474
4 -	1:00.356	44.665	1:45.021	74.72	1.197	16:11:22.495
5 -	1:00.463	44.683	1:45.146	74.63	1.322	16:13:07.641
6 -	59.824	44.715	1:44.539 (3)	75.07	0.715	16:14:52.180

P17 8 U Dave SAUNDERS		Suzuki GSXR1000 - Mum/Dad/JW MOT/Parks Utility				
IDEAL LAP TIME : 1:43.250		BEST LAP TIME : 1:43.261		DIFFERENCE : 0.011		
LAP	SECTOR 1	SECTOR 2	LAP TIME	MPH	DIFF	TIME OF DAY
1 -		44.829	1:53.212	69.32	9.951	16:06:10.694
2 -	59.039	44.222	1:43.261 (1)	76.00		16:07:53.955
3 -	59.628	44.211	1:43.839 (2)	75.57	0.578	16:09:37.794
4 -	1:00.944	44.459	1:45.403	74.45	2.142	16:11:23.197
5 -	1:00.243	44.732	1:44.975	74.76	1.714	16:13:08.172
6 -	59.564	44.608	1:44.172 (3)	75.33	0.911	16:14:52.344

P18 60 E Aiden GOODINGS		Honda CBR600F4 - Micky G Racing				
IDEAL LAP TIME : 1:42.045		BEST LAP TIME : 1:42.475		DIFFERENCE : 0.430		
LAP	SECTOR 1	SECTOR 2	LAP TIME	MPH	DIFF	TIME OF DAY
1 -		44.198	1:57.773	66.63	15.298	16:06:15.255
2 -	1:01.319	43.363	1:44.682	74.97	2.207	16:07:59.937
3 -	59.824	42.651	1:42.475 (1)	76.58		16:09:42.412
4 -	59.589	43.415	1:43.004 (2)	76.19	0.529	16:11:25.416
5 -	59.394	43.973	1:43.367 (3)	75.92	0.892	16:13:08.783
6 -	59.624	44.513	1:44.137	75.36	1.662	16:14:52.920

BMCRC - MRO Championships 2023 - Rnd 5 @ Cadwell Park

BMCRC Thunderbike Extreme & Ultra

RACE 14 - SECTOR ANALYSIS



SECTOR 1 = FL to I1, SECTOR 2 = I1 to FL, DIFF = Difference To Personal Best Lap, P = Crossed Finish Line in Pit Lane, D = Time Disallowed

P19 96 U		Pete SCOTT		Suzuki GSXR1000K5 - South Hill MOT Centre		
IDEAL LAP TIME : 1:48.228		BEST LAP TIME : 1:48.822		DIFFERENCE : 0.594		
LAP	SECTOR 1	SECTOR 2	LAP TIME	MPH	DIFF	TIME OF DAY
1 -		46.255	1:56.770	67.20	7.948	16:06:14.252
2 -	1:02.782	46.286	1:49.068 (3)	71.95	0.246	16:08:03.320
3 -	1:03.239	46.846	1:50.085	71.29	1.263	16:09:53.405
4 -	1:02.783	46.485	1:49.268	71.82	0.446	16:11:42.673
5 -	1:03.012	45.810	1:48.822 (1)	72.11		16:13:31.495
6 -	1:03.464	45.446	1:48.910 (2)	72.06	0.088	16:15:20.405

P20 888 U		Paul FAGG		Yamaha R1 4C8 - -I need a sponsor-		
IDEAL LAP TIME : 1:47.350		BEST LAP TIME : 1:47.350		DIFFERENCE : 0.000		
LAP	SECTOR 1	SECTOR 2	LAP TIME	MPH	DIFF	TIME OF DAY
1 -		46.215	1:59.994	65.40	12.644	16:06:17.476
2 -	1:02.719	45.435	1:48.154 (2)	72.56	0.804	16:08:05.630
3 -	1:02.574	46.437	1:49.011 (3)	71.99	1.661	16:09:54.641
4 -	1:03.360	46.099	1:49.459	71.69	2.109	16:11:44.100
5 -	1:03.237	46.471	1:49.708	71.53	2.358	16:13:33.808
6 -	1:02.219	45.131	1:47.350 (1)	73.10		16:15:21.158

P21 212 E		Martin BRADER		Aprilia RSVR - Infinity PM		
IDEAL LAP TIME : 1:50.370		BEST LAP TIME : 1:50.600		DIFFERENCE : 0.230		
LAP	SECTOR 1	SECTOR 2	LAP TIME	MPH	DIFF	TIME OF DAY
1 -		47.073	2:00.079	65.35	9.479	16:06:17.561
2 -	1:05.101	47.465	1:52.566 (3)	69.71	1.966	16:08:10.127
3 -	1:06.534	46.972	1:53.506	69.14	2.906	16:10:03.633
4 -	1:06.741	46.747	1:53.488	69.15	2.888	16:11:57.121
5 -	1:04.642	46.728	1:51.370 (2)	70.46	0.770	16:13:48.491
6 -	1:04.872	45.728	1:50.600 (1)	70.95		16:15:39.091

P22 24 U		Mark REYNOLDS		Yamaha R1 4C8 -		
IDEAL LAP TIME : 1:51.290		BEST LAP TIME : 1:51.688		DIFFERENCE : 0.398		
LAP	SECTOR 1	SECTOR 2	LAP TIME	MPH	DIFF	TIME OF DAY
1 -		46.605	2:00.725	65.00	9.037	16:06:18.207
2 -	1:05.309	46.562	1:51.871 (2)	70.15	0.183	16:08:10.078
3 -	1:06.024	46.297	1:52.321 (3)	69.87	0.633	16:10:02.399
4 -	1:06.933	46.263	1:53.196	69.33	1.508	16:11:55.595
5 -	1:05.765	46.713	1:52.478	69.77	0.790	16:13:48.073
6 -	1:05.707	45.981	1:51.688 (1)	70.26		16:15:39.761

P23 196 U		Kieran SMITH		Suzuki GSXR 1000 -		
IDEAL LAP TIME : 1:42.188		BEST LAP TIME : 1:43.246		DIFFERENCE : 1.058		
LAP	SECTOR 1	SECTOR 2	LAP TIME	MPH	DIFF	TIME OF DAY
1 -		46.557	1:54.056	68.80	10.810	16:06:11.538
2 -	1:00.960	42.703	1:43.663 (2)	75.70	0.417	16:07:55.201
3 -	59.485	43.761	1:43.246 (1)	76.01		16:09:38.447
4 -	1:02.785	43.999	1:46.784	73.49	3.538	16:11:25.231
5 -	1:00.341	44.615	1:44.956 (3)	74.77	1.710	16:13:10.187

P24 102 U		James FEARN		Suzuki GSXR1000 - Mark Wilby plumbing		
IDEAL LAP TIME : 1:37.681		BEST LAP TIME : 1:38.075		DIFFERENCE : 0.394		
LAP	SECTOR 1	SECTOR 2	LAP TIME	MPH	DIFF	TIME OF DAY
1 -		42.597	1:46.410	73.75	8.335	16:06:03.892
2 -	56.524	41.554	1:38.078 (2)	80.01	0.003	16:07:41.970
3 -	56.918	41.157	1:38.075 (1)	80.02		16:09:20.045

BMCRC - MRO Championships 2023 - Rnd 5 @ Cadwell Park

BMCRC Thunderbike Extreme & Ultra

RACE 14 - BEST SECTORS

SECTOR 1			SECTOR 2			IDEAL / BEST COMPARISON						
POS	NO	NAME	TIME	NO	NAME	TIME	POS	NO	NAME	IDEAL	BEST	DIFF
									PERFECT LAP	1:36.290		
1	5	KILLWORTH	55.633	5	KILLWORTH	40.657	1	5	KILLWORTH	1:36.290	1:36.311	0.021
2	800	CREASEY	55.666	800	CREASEY	40.665	2	800	CREASEY	1:36.331	1:36.405	0.074
3	102	FEARN	56.524	102	FEARN	41.157	3	102	FEARN	1:37.681	1:38.075	0.394
4	707	SYMON	57.016	45	HASHMI	41.247	4	45	HASHMI	1:38.264	1:38.331	0.067
5	45	HASHMI	57.017	78	THOMAS	41.282	5	707	SYMON	1:39.031	1:39.208	0.177
6	19	DONOVAN	57.439	168	ASHBY	41.680	6	78	THOMAS	1:39.203	1:39.203	0.000
7	82	HINNELLS	57.632	707	SYMON	42.015	7	19	DONOVAN	1:39.680	1:39.905	0.225
8	52	MANTELL	57.846	52	MANTELL	42.104	8	168	ASHBY	1:39.723	1:39.880	0.157
9	78	THOMAS	57.921	19	DONOVAN	42.241	9	52	MANTELL	1:39.950	1:40.279	0.329
10	129	CRIPPS	57.983	46	GATES	42.553	10	82	HINNELLS	1:40.208	1:40.505	0.297
11	168	ASHBY	58.043	82	HINNELLS	42.576	11	46	GATES	1:40.929	1:41.162	0.233
12	46	GATES	58.376	88	LI	42.619	12	129	CRIPPS	1:41.176	1:41.176	0.000
13	118	CORKETT	58.534	60	GOODINGS	42.651	13	88	LI	1:41.267	1:41.383	0.116
14	88	LI	58.648	196	SMITH	42.703	14	118	CORKETT	1:41.495	1:41.495	0.000
15	4	KILLWORTH	58.881	118	CORKETT	42.961	15	60	GOODINGS	1:42.045	1:42.475	0.430
16	8	SAUNDERS	59.039	129	CRIPPS	43.193	16	196	SMITH	1:42.188	1:43.246	1.058
17	41	ABRAHAM	59.146	4	KILLWORTH	43.451	17	4	KILLWORTH	1:42.332	1:42.840	0.508
18	60	GOODINGS	59.394	41	ABRAHAM	43.589	18	41	ABRAHAM	1:42.735	1:42.795	0.060
19	6	FIRTH	59.461	8	SAUNDERS	44.211	19	8	SAUNDERS	1:43.250	1:43.261	0.011
20	196	SMITH	59.485	6	FIRTH	44.360	20	6	FIRTH	1:43.821	1:43.824	0.003
21	888	FAGG	1:02.219	888	FAGG	45.131	21	888	FAGG	1:47.350	1:47.350	0.000
22	96	SCOTT	1:02.782	96	SCOTT	45.446	22	96	SCOTT	1:48.228	1:48.822	0.594
23	212	BRADER	1:04.642	212	BRADER	45.728	23	212	BRADER	1:50.370	1:50.600	0.230
24	24	REYNOLDS	1:05.309	24	REYNOLDS	45.981	24	24	REYNOLDS	1:51.290	1:51.688	0.398

BMCRC - MRO Championships 2023 - Rnd 5 @ Cadwell Park

BMCRC Thunderbike Extreme & Ultra

RACE 14 - STATISTICS

Competitors Started 24
Planned Start 2023-07-01 @ 16:20:00.000
Actual Start 2023-07-01 @ 16:04:17.481
Finish Time 2023-07-01 @ 16:14:02.542
Track Length 2.1800mi.
Total Laps 140
Total Distance Covered 305.2026mi.

Session Fastest Lap History

NO	CL	NAME	LAP TIME	TIME OF DAY	LAP	VEHICLE
800	U	Morgan CREASEY	1:36.599	16:07:36.050	2	Suzuki GSXR 1000 K7
800	U	Morgan CREASEY	1:36.405	16:10:49.193	4	Suzuki GSXR 1000 K7
5	U	Stacey KILLWORTH	1:36.311	16:10:49.278	4	Suzuki GSXR 1000

Session Leader History

NO	CL	NAME	FROM LAP	LAPS LED	DISTANCE	VEHICLE
800	U	Morgan CREASEY	1	6	13.08 miles	Suzuki GSXR 1000 K7

Flag History

TYPE	TIME OF DAY
GREEN	16:04:17.481
FINISH	16:14:02.542

Flag Statistics

TYPE	COUNT	TOTAL LAPS	TOTAL TIME
Green	1	6	11:25.730
Red	0	0	0.000
Safety Car	0	0	0.000
FCY	0	0	0.000

BMCRC - MRO Championships 2023 - Rnd 5 @ Cadwell Park

BMCRC Thunderbike Extreme & Ultra

RACE 14 - STATISTICS

CLASS : E

8 Starters

Fastest Lap History

NO	NAME	LAP TIME	TIME OF DAY	LAP	VEHICLE
168	Ian ASHBY	1:39.880	16:07:44.352	2	TRIUMPH 955I

Leader History

NO	NAME	FROM LAP	LAPS LED	DISTANCE	VEHICLE
168	Ian ASHBY	1	6	13.08 miles	TRIUMPH 955I

BMCRC - MRO Championships 2023 - Rnd 5 @ Cadwell Park

BMCRC Thunderbike Extreme & Ultra

RACE 14 - STATISTICS

CLASS : U

16 Starters

Fastest Lap History

NO	NAME	LAP TIME	TIME OF DAY	LAP	VEHICLE
800	Morgan CREASEY	1:36.599	16:07:36.050	2	Suzuki GSXR 1000 K7
800	Morgan CREASEY	1:36.405	16:10:49.193	4	Suzuki GSXR 1000 K7
5	Stacey KILLWORTH	1:36.311	16:10:49.278	4	Suzuki GSXR 1000

Leader History

NO	NAME	FROM LAP	LAPS LED	DISTANCE	VEHICLE
800	Morgan CREASEY	1	6	13.08 miles	Suzuki GSXR 1000 K7

BMCRC - MRO Championships 2023 - Rnd 5 @ Cadwell Park

BMCRC Thunderbike Extreme & Ultra

RACE 3 - GRID (8 Laps)



ROW 9	25	40	Malcolm BATE	26	23	Justin ROSE	27	
ROW 8				22	96	Pete SCOTT	23	212
							24	24
								1:51.688
								1:48.822
								1:50.600
ROW 7	19	8	Dave SAUNDERS	20	6	Andrew FIRTH	21	888
								1:47.350
								1:43.261
								1:43.824
ROW 6				16	41	David ABRAHAM	17	4
							18	196
								1:43.246
								1:42.795
								1:42.840
ROW 5	13	88	Stephen LI	14	118	Darren CORKETT	15	60
								1:42.475
								1:41.383
								1:41.495
ROW 4				10	82	Matt HINNELLS	11	46
							12	129
								1:41.176
								1:40.505
								1:41.162
ROW 3	7	168	Ian ASHBY	8	19	Tyler DONOVAN	9	52
								1:40.279
								1:39.880
								1:39.905
ROW 2				4	45	Chad HASHMI	5	78
							6	707
								1:39.208
								1:38.331
								1:39.203
ROW 1	1	5	Stacey KILLWORTH	2	800	Morgan CREASEY	3	102
								1:38.075
								1:36.405
								1:36.311
								Pole

Cadwell Park: 2.1800 miles

These results are provisional until the conclusion of any judicial and technical matters.

Clerk Of Course :	Stewards :	Timekeeper : <i>Craig Smith</i>
-------------------	------------	------------------------------------

Results can be found at www.tsl-timing.com

Printed - 16:21 Saturday, 01 July 2023



BMCRC - MRO Championships 2023 - Rnd 5 @ Cadwell Park

BMCRC Thunderbike Extreme & Ultra

RACE 3 - CLASSIFICATION



POS	NO	CL	PIC NAME	ENTRY	LAPS	TIME	GAP	DIFF	MPH	BEST	ON
1	800	U	1 Morgan CREASEY	Suzuki GSXR 1000 K7 - Warics Ltd	6	9:47.369			80.16	1:36.680	6
2	5	U	2 Stacey KILLWORTH	Suzuki GSXR 1000 - Greenplant/Everns	6	9:47.512	0.143	0.143	80.14	1:36.565	6
3	196	U	3 Kieran SMITH	Suzuki GSXR 1000 -	6	9:47.586	0.217	0.074	80.13	1:34.297	5
4	45	U	4 Chad HASHMI	Suzuki GSXR1000 -	6	9:49.105	1.736	1.519	79.93	1:36.774	3
5	707	U	5 Alex SYMON	Kawasaki ZX10R - MCW	6	9:55.081	7.712	5.976	79.12	1:37.587	5
6	102	U	6 James FEARN	Suzuki GSXR1000 - Mark Wilby plumbing	6	9:55.626	8.257	0.545	79.05	1:37.687	2
7	168	E	1 Ian ASHBY	TRIUMPH 955I - Clive Wood Triumph	6	10:05.223	17.854	9.597	77.80	1:39.433	3
8	19	U	7 Tyler DONOVAN	Kawasaki ZX10R - Tinder Corp	6	10:05.504	18.135	0.281	77.76	1:39.187	2
9	52*	E	2 Barry MANTELL	Honda 929 FIREBLADE - Swedish car connection	6	10:13.561	26.192	8.057	76.74	1:40.156	6
10	82	U	8 Matt HINNELLS	Yamaha R1 - FH82Racing	6	10:15.486	28.117	1.925	76.50	1:39.929	6
11	78	U	9 Jamie THOMAS	Suzuki GSXR 1000 - Team RubyRacing DART Moto	6	10:18.058	30.689	2.572	76.18	1:40.971	2
12	118	E	3 Darren CORKETT	Suzuki GSXR 600 - Jackson & Phillips	6	10:18.713	31.344	0.655	76.10	1:41.099	5
13	46	U	10 Simon GATES	Yamaha YZF R1 - T.A Roden LTD / Canine Plus Hyc	6	10:20.603	33.234	1.890	75.87	1:41.439	2
14	129	E	4 Derek CRIPPS	Yamaha R1 - Team FBR	6	10:22.787	35.418	2.184	75.60	1:42.203	3
15	41	E	5 David ABRAHAM	Yamaha R1 - Cambridge Motorcycles	6	10:28.877	41.508	6.090	74.87	1:42.367	5
16	60	E	6 Aiden GOODINGS	Honda CBR600F4 - Micky G Racing	6	10:34.624	47.255	5.747	74.19	1:42.466	6
17	4	U	11 Hayden KILLWORTH	Kawasaki ZX10R - A&S Killworth / H11xy	6	10:35.042	47.673	0.418	74.15	1:43.125	5
18	8	U	12 Dave SAUNDERS	Suzuki GSXR1000 - Mum/Dad/JW MOT/Parks Utility	6	10:47.007	59.638	11.965	72.77	1:42.809	6
19	6	E	7 Andrew FIRTH	Yamaha YZF-R1 - LTRmotorcycles.co.uk / Palmer F	6	10:50.545	1:03.176	3.538	72.38	1:45.409	6
20	96	U	13 Pete SCOTT	Suzuki GSXR1000K5 - South Hill MOT Centre	6	10:56.911	1:09.542	6.366	71.68	1:45.883	6
21	888	U	14 Paul FAGG	Yamaha R1 4C8 - I need a sponsor-	6	11:11.328	1:23.959	14.417	70.14	1:49.126	2
22	24	U	15 Mark REYNOLDS	Yamaha R1 4C8 -	6	11:24.991	1:37.622	13.663	68.74	1:50.551	5

NOT CLASSIFIED

DNF	212	E	Martin BRADER	Aprilia RSVR - Infinity PM	3	5:36.560	3 Laps	3 Laps	69.95	1:48.576	3
-----	-----	---	---------------	----------------------------	---	----------	--------	--------	-------	----------	---

FASTEST LAP

196	U	Kieran SMITH	Suzuki GSXR 1000 -	5	1:34.297	83.22 mph	133.94 kph
168	E	Ian ASHBY	TRIUMPH 955I - Clive Wood Triumph	3	1:39.433	78.92 mph	127.02 kph

* Bike 52 - Please fit a working transponder
 Class U - 92.5% of Race Speed = 74.14 mph
 Class E - 92.5% of Race Speed = 71.96 mph

Weather / Track : Cloudy / Dry

These results are provisional until the conclusion of any judicial and technical matters.

Race Distance: 6 Laps / 13.08 miles
 Cadwell Park: 2.1800 miles
 Date: 02/07/2023 Start: 10:24 Finish: 10:34

Clerk Of Course :	Stewards :	Timekeeper : <i>Craig Smith</i>
-------------------	------------	------------------------------------

Results can be found at www.tsl-timing.com

Printed - 10:38 Sunday, 02 July 2023



BMCRC - MRO Championships 2023 - Rnd 5 @ Cadwell Park

BMCRC Thunderbike Extreme & Ultra

RACE 3 - LAP CHART

LAP 1 @ 10:26:40.051

NO	BEHIND	LAP TIME
5		1:41.908
800	0.336	1:42.244
45	1.020	1:42.928
707	1.745	1:43.653
102	2.303	1:44.211
19	3.790	1:45.698
168	4.417	1:46.325
52	5.096	1:47.004
78	5.376	1:47.284
82	5.983	1:47.891
196	6.218	1:48.126
46	6.916	1:48.824
118	7.443	1:49.351
129	8.968	1:50.876
41	9.069	1:50.977
4	14.589	1:56.497
888	14.992	1:56.900
60	16.634	1:58.542
96	17.181	1:59.089
212	17.489	1:59.397
6	17.684	1:59.592
8	18.275	2:00.183
24	20.307	2:02.215

LAP 2 @ 10:28:17.386

NO	BEHIND	LAP TIME
5		1:37.335
800	0.233	1:37.232
45	0.693	1:37.008
707	2.064	1:37.654
102	2.655	1:37.687
19	5.642	1:39.187
196	7.163	1:38.280
168	7.217	1:40.135
52	8.921	1:41.160
78	9.012	1:40.971
82	10.153	1:41.505
46	11.020	1:41.439
118	11.988	1:41.880
129	13.940	1:42.307
41	14.223	1:42.489
4	21.756	1:44.502
60	22.111	1:42.812
888	26.783	1:49.126
6	27.669	1:47.320
212	28.741	1:48.587
96	29.800	1:49.954
8	29.993	1:49.053
24	36.203	1:53.231

LAP 3 @ 10:29:54.318

NO	BEHIND	LAP TIME
5		1:36.932
800	0.378	1:37.077
45	0.535	1:36.774
102	4.156	1:38.433
707	4.310	1:39.178
196	5.406	1:35.175
19	7.923	1:39.213
168	9.718	1:39.433
78	13.222	1:41.142
52	13.511	1:41.522

82	14.794	1:41.573
46	16.321	1:42.233
118	16.695	1:41.639
129	19.211	1:42.203
41	24.812	1:47.521
4	28.902	1:44.078
60	29.331	1:44.152
6	37.667	1:46.930
888	39.926	1:50.075
212	40.385	1:48.576
8	40.534	1:47.473
96	41.071	1:48.203
24	50.265	1:50.994

LAP 4 @ 10:31:31.514

NO	BEHIND	LAP TIME
5		1:37.196
800	0.119	1:36.937
45	0.447	1:37.108
102	5.102	1:38.142
196	5.187	1:36.977
707	6.103	1:38.989
19	9.957	1:39.230
168	12.496	1:39.974
78	19.089	1:43.063
52	19.185	1:42.870
82	20.154	1:42.556
46	21.881	1:42.756
118	22.348	1:42.849
129	24.252	1:42.237
41	30.140	1:42.524
4	34.943	1:43.237
60	35.263	1:43.128
6	46.176	1:45.705
8	46.460	1:43.122
96	51.283	1:47.408
888	53.252	1:50.522
24	1:05.102	1:52.033

LAP 5 @ 10:33:08.832

NO	BEHIND	LAP TIME
800		1:37.199
5	0.258	1:37.576
45	0.820	1:37.691
196	2.166	1:34.297
102	5.766	1:37.982
707	6.372	1:37.587
19	13.605	1:40.966
168	15.026	1:39.848
52	22.716	1:40.849
78	24.737	1:42.966
82	24.868	1:42.032
118	26.129	1:41.099
46	27.545	1:42.982
129	29.533	1:42.599
41	35.189	1:42.367
4	40.750	1:43.125
60	41.469	1:43.524
8	53.509	1:44.367
6	54.447	1:45.589
96	1:00.339	1:46.374
888	1:07.607	1:51.673
24	1:18.335	1:50.551

LAP 6 @ 10:34:45.512

NO	BEHIND	LAP TIME
800		1:36.680
5	0.143	1:36.565
196	0.217	1:34.731
45	1.736	1:37.596
707	7.712	1:38.020
102	8.257	1:39.171
168	17.854	1:39.508
19	18.135	1:41.210
52	26.192	1:40.156
82	28.117	1:39.929
78	30.689	1:42.632
118	31.344	1:41.895
46	33.234	1:42.369
129	35.418	1:42.565
41	41.508	1:42.999
60	47.255	1:42.466
4	47.673	1:43.603
8	59.638	1:42.809
6	1:03.176	1:45.409
96	1:09.542	1:45.883
888	1:23.959	1:53.032
24	1:37.622	1:55.967

BMCRC - MRO Championships 2023 - Rnd 5 @ Cadwell Park

BMCRC Thunderbike Extreme & Ultra

RACE 3 - POSITION CHART

No	Name	Lap Pos	Lap					
			1	2	3	4	5	6
60	GOODINGS	1	5	5	5	5	800	800
6	FIRTH	2	800	800	800	800	5	5
41	ABRAHAM	3	45	45	45	45	45	196
52	MANTELL	4	707	707	102	102	196	45
118	CORKETT	5	102	102	707	196	102	707
129	CRIPPS	6	19	19	196	707	707	102
168	ASHBY	7	168	196	19	19	19	168
212	BRADER	8	52	168	168	168	168	19
4	KILLWORTH	9	78	52	78	78	52	52
5	KILLWORTH	10	82	78	52	52	78	82
8	SAUNDERS	11	196	82	82	82	82	78
19	DONOVAN	12	46	46	46	46	118	118
24	REYNOLDS	13	118	118	118	118	46	46
45	HASHMI	14	129	129	129	129	129	129
78	THOMAS	15	41	41	41	41	41	41
82	HINNELLS	16	4	4	4	4	4	60
96	SCOTT	17	888	60	60	60	60	4
102	FEARN	18	60	888	6	6	8	8
196	SMITH	19	96	6	888	8	6	6
46	GATES	20	212	212	212	96	96	96
707	SYMON	21	6	96	8	888	888	888
800	CREASEY	22	8	8	96	24	24	24
888	FAGG	23	24	24	24			

BMCRC - MRO Championships 2023 - Rnd 5 @ Cadwell Park

BMCRC Thunderbike Extreme & Ultra

RACE 3 - SECTOR ANALYSIS



SECTOR 1 = FL to I1, SECTOR 2 = I1 to FL, DIFF = Difference To Personal Best Lap, P = Crossed Finish Line in Pit Lane, D = Time Disallowed

P1		800 U		Morgan CREASEY		Suzuki GSXR 1000 K7 - Warics Ltd	
IDEAL LAP TIME : 1:36.679		BEST LAP TIME : 1:36.680		DIFFERENCE : 0.001			
LAP	SECTOR 1	SECTOR 2	LAP TIME	MPH	DIFF	TIME OF DAY	
1 -		41.002	1:42.244	76.75	5.564	10:26:40.387	
2 -	56.006	41.226	1:37.232	80.71	0.552	10:28:17.619	
3 -	55.892	41.185	1:37.077 (3)	80.84	0.397	10:29:54.696	
4 -	55.739	41.198	1:36.937 (2)	80.96	0.257	10:31:31.633	
5 -	55.992	41.207	1:37.199	80.74	0.519	10:33:08.832	
6 -	55.677	41.003	1:36.680 (1)	81.17		10:34:45.512	

P2		5 U		Stacey KILLWORTH		Suzuki GSXR 1000 - Greenplant/Everns	
IDEAL LAP TIME : 1:36.527		BEST LAP TIME : 1:36.565		DIFFERENCE : 0.038			
LAP	SECTOR 1	SECTOR 2	LAP TIME	MPH	DIFF	TIME OF DAY	
1 -		41.080	1:41.908	77.01	5.343	10:26:40.051	
2 -	55.967	41.368	1:37.335	80.62	0.770	10:28:17.386	
3 -	55.947	40.985	1:36.932 (2)	80.96	0.367	10:29:54.318	
4 -	55.670	41.526	1:37.196 (3)	80.74	0.631	10:31:31.514	
5 -	56.370	41.206	1:37.576	80.43	1.011	10:33:09.090	
6 -	55.542	41.023	1:36.565 (1)	81.27		10:34:45.655	

P3		196 U		Kieran SMITH		Suzuki GSXR 1000 -	
IDEAL LAP TIME : 1:33.944		BEST LAP TIME : 1:34.297		DIFFERENCE : 0.353			
LAP	SECTOR 1	SECTOR 2	LAP TIME	MPH	DIFF	TIME OF DAY	
1 -		41.850	1:48.126	72.58	13.829	10:26:46.269	
2 -	56.980	41.300	1:38.280	79.85	3.983	10:28:24.549	
3 -	55.637	39.538	1:35.175 (3)	82.45	0.878	10:29:59.724	
4 -	56.006	40.971	1:36.977	80.92	2.680	10:31:36.701	
5 -	55.142	39.155	1:34.297 (1)	83.22		10:33:10.998	
6 -	54.789	39.942	1:34.731 (2)	82.84	0.434	10:34:45.729	

P4		45 U		Chad HASHMI		Suzuki GSXR1000 -	
IDEAL LAP TIME : 1:36.644		BEST LAP TIME : 1:36.774		DIFFERENCE : 0.130			
LAP	SECTOR 1	SECTOR 2	LAP TIME	MPH	DIFF	TIME OF DAY	
1 -		40.752	1:42.928	76.24	6.154	10:26:41.071	
2 -	56.253	40.755	1:37.008 (2)	80.90	0.234	10:28:18.079	
3 -	55.892	40.882	1:36.774 (1)	81.09		10:29:54.853	
4 -	56.088	41.020	1:37.108 (3)	80.81	0.334	10:31:31.961	
5 -	56.071	41.620	1:37.691	80.33	0.917	10:33:09.652	
6 -	56.051	41.545	1:37.596	80.41	0.822	10:34:47.248	

P5		707 U		Alex SYMON		Kawasaki ZX10R - MCW	
IDEAL LAP TIME : 1:37.470		BEST LAP TIME : 1:37.587		DIFFERENCE : 0.117			
LAP	SECTOR 1	SECTOR 2	LAP TIME	MPH	DIFF	TIME OF DAY	
1 -		41.212	1:43.653	75.71	6.066	10:26:41.796	
2 -	56.258	41.396	1:37.654 (2)	80.36	0.067	10:28:19.450	
3 -	56.526	42.652	1:39.178	79.13	1.591	10:29:58.628	
4 -	56.979	42.010	1:38.989	79.28	1.402	10:31:37.617	
5 -	56.258	41.329	1:37.587 (1)	80.42		10:33:15.204	
6 -	56.768	41.252	1:38.020 (3)	80.06	0.433	10:34:53.224	

P6		102 U		James FEARN		Suzuki GSXR1000 - Mark Wilby plumbing	
IDEAL LAP TIME : 1:37.460		BEST LAP TIME : 1:37.687		DIFFERENCE : 0.227			
LAP	SECTOR 1	SECTOR 2	LAP TIME	MPH	DIFF	TIME OF DAY	
1 -		41.239	1:44.211	75.30	6.524	10:26:42.354	
2 -	56.221	41.466	1:37.687 (1)	80.33		10:28:20.041	
3 -	56.288	42.145	1:38.433	79.73	0.746	10:29:58.474	
4 -	56.718	41.424	1:38.142 (3)	79.96	0.455	10:31:36.616	
5 -	56.266	41.716	1:37.982 (2)	80.09	0.295	10:33:14.598	
6 -	57.681	41.490	1:39.171	79.13	1.484	10:34:53.769	

BMCRC - MRO Championships 2023 - Rnd 5 @ Cadwell Park

BMCRC Thunderbike Extreme & Ultra

RACE 3 - SECTOR ANALYSIS



SECTOR 1 = FL to I1, SECTOR 2 = I1 to FL, DIFF = Difference To Personal Best Lap, P = Crossed Finish Line in Pit Lane, D = Time Disallowed

P7 168 E		Ian ASHBY		TRIUMPH 955I - Clive Wood Triumph			
IDEAL LAP TIME : 1:39.068		BEST LAP TIME : 1:39.433		DIFFERENCE : 0.365			
LAP	SECTOR 1	SECTOR 2	LAP TIME	MPH	DIFF	TIME OF DAY	
1 -		42.397	1:46.325	73.81	6.892	10:26:44.468	
2 -	58.509	41.626	1:40.135	78.37	0.702	10:28:24.603	
3 -	57.822	41.611	1:39.433 (1)	78.92		10:30:04.036	
4 -	58.200	41.774	1:39.974	78.50	0.541	10:31:44.010	
5 -	58.212	41.636	1:39.848 (3)	78.60	0.415	10:33:23.858	
6 -	57.457	42.051	1:39.508 (2)	78.86	0.075	10:35:03.366	

P8 19 U		Tyler DONOVAN		Kawasaki ZX10R - Tinder Corp			
IDEAL LAP TIME : 1:38.967		BEST LAP TIME : 1:39.187		DIFFERENCE : 0.220			
LAP	SECTOR 1	SECTOR 2	LAP TIME	MPH	DIFF	TIME OF DAY	
1 -		42.088	1:45.698	74.24	6.511	10:26:43.841	
2 -	57.044	42.143	1:39.187 (1)	79.12		10:28:23.028	
3 -	57.162	42.051	1:39.213 (2)	79.10	0.026	10:30:02.241	
4 -	56.916	42.314	1:39.230 (3)	79.08	0.043	10:31:41.471	
5 -	57.930	43.036	1:40.966	77.72	1.779	10:33:22.437	
6 -	57.794	43.416	1:41.210	77.54	2.023	10:35:03.647	

P9 52 E		Barry MANTELL		Honda 929 FIREBLADE - Swedish car connection			
IDEAL LAP TIME :		BEST LAP TIME : 1:40.156		DIFFERENCE :			
LAP	SECTOR 1	SECTOR 2	LAP TIME	MPH	DIFF	TIME OF DAY	
1 -			1:47.004	73.34	6.848	10:26:45.147	
2 -			1:41.160 (3)	77.58	1.004	10:28:26.307	
3 -			1:41.522	77.30	1.366	10:30:07.829	
4 -			1:42.870	76.29	2.714	10:31:50.699	
5 -			1:40.849 (2)	77.81	0.693	10:33:31.548	
6 -			1:40.156 (1)	78.35		10:35:11.704	

P10 82 U		Matt HINNELLS		Yamaha R1 - FH82Racing			
IDEAL LAP TIME : 1:39.929		BEST LAP TIME : 1:39.929		DIFFERENCE : 0.000			
LAP	SECTOR 1	SECTOR 2	LAP TIME	MPH	DIFF	TIME OF DAY	
1 -		43.247	1:47.891	72.74	7.962	10:26:46.034	
2 -	58.654	42.851	1:41.505 (2)	77.31	1.576	10:28:27.539	
3 -	58.562	43.011	1:41.573 (3)	77.26	1.644	10:30:09.112	
4 -	58.402	44.154	1:42.556	76.52	2.627	10:31:51.668	
5 -	59.023	43.009	1:42.032	76.91	2.103	10:33:33.700	
6 -	57.684	42.245	1:39.929 (1)	78.53		10:35:13.629	

P11 78 U		Jamie THOMAS		Suzuki GSXR 1000 - Team RubyRacing DART Motorsport			
IDEAL LAP TIME : 1:40.827		BEST LAP TIME : 1:40.971		DIFFERENCE : 0.144			
LAP	SECTOR 1	SECTOR 2	LAP TIME	MPH	DIFF	TIME OF DAY	
1 -		42.145	1:47.284	73.15	6.313	10:26:45.427	
2 -	58.842	42.129	1:40.971 (1)	77.72		10:28:26.398	
3 -	58.698	42.444	1:41.142 (2)	77.59	0.171	10:30:07.540	
4 -	59.259	43.804	1:43.063	76.14	2.092	10:31:50.603	
5 -	59.728	43.238	1:42.966	76.21	1.995	10:33:33.569	
6 -	59.961	42.671	1:42.632 (3)	76.46	1.661	10:35:16.201	

P12 118 E		Darren CORKETT		Suzuki GSXR 600 - Jackson & Phillips			
IDEAL LAP TIME : 1:41.099		BEST LAP TIME : 1:41.099		DIFFERENCE : 0.000			
LAP	SECTOR 1	SECTOR 2	LAP TIME	MPH	DIFF	TIME OF DAY	
1 -		43.073	1:49.351	71.76	8.252	10:26:47.494	
2 -	58.680	43.200	1:41.880 (3)	77.03	0.781	10:28:29.374	
3 -	58.643	42.996	1:41.639 (2)	77.21	0.540	10:30:11.013	
4 -	59.038	43.811	1:42.849	76.30	1.750	10:31:53.862	
5 -	58.640	42.459	1:41.099 (1)	77.62		10:33:34.961	
6 -	58.839	43.056	1:41.895	77.02	0.796	10:35:16.856	

BMCRC - MRO Championships 2023 - Rnd 5 @ Cadwell Park

BMCRC Thunderbike Extreme & Ultra

RACE 3 - SECTOR ANALYSIS



SECTOR 1 = FL to I1, SECTOR 2 = I1 to FL, DIFF = Difference To Personal Best Lap, P = Crossed Finish Line in Pit Lane, D = Time Disallowed

P13 46 U		Simon GATES		Yamaha YZF R1 - T.A Roden LTD / Canine Plus Hydro			
IDEAL LAP TIME : 1:41.439		BEST LAP TIME : 1:41.439		DIFFERENCE : 0.000			
LAP	SECTOR 1	SECTOR 2	LAP TIME	MPH	DIFF	TIME OF DAY	
1 -		42.888	1:48.824	72.11	7.385	10:26:46.967	
2 -	58.685	42.754	1:41.439 (1)	77.36		10:28:28.406	
3 -	58.833	43.400	1:42.233 (2)	76.76	0.794	10:30:10.639	
4 -	59.155	43.601	1:42.756	76.37	1.317	10:31:53.395	
5 -	59.507	43.475	1:42.982	76.20	1.543	10:33:36.377	
6 -	59.127	43.242	1:42.369 (3)	76.66	0.930	10:35:18.746	

P14 129 E		Derek CRIPPS		Yamaha R1 - Team FBR			
IDEAL LAP TIME : 1:42.104		BEST LAP TIME : 1:42.203		DIFFERENCE : 0.099			
LAP	SECTOR 1	SECTOR 2	LAP TIME	MPH	DIFF	TIME OF DAY	
1 -		43.736	1:50.876	70.78	8.673	10:26:49.019	
2 -	58.806	43.501	1:42.307 (3)	76.71	0.104	10:28:31.326	
3 -	58.662	43.541	1:42.203 (1)	76.78		10:30:13.529	
4 -	58.763	43.474	1:42.237 (2)	76.76	0.034	10:31:55.766	
5 -	58.792	43.807	1:42.599	76.49	0.396	10:33:38.365	
6 -	58.630	43.935	1:42.565	76.51	0.362	10:35:20.930	

P15 41 E		David ABRAHAM		Yamaha R1 - Cambridge Motorcycles			
IDEAL LAP TIME : 1:42.216		BEST LAP TIME : 1:42.367		DIFFERENCE : 0.151			
LAP	SECTOR 1	SECTOR 2	LAP TIME	MPH	DIFF	TIME OF DAY	
1 -		43.581	1:50.977	70.71	8.610	10:26:49.120	
2 -	59.200	43.289	1:42.489 (2)	76.57	0.122	10:28:31.609	
3 -	1:03.856	43.665	1:47.521	72.99	5.154	10:30:19.130	
4 -	59.161	43.363	1:42.524 (3)	76.54	0.157	10:32:01.654	
5 -	59.312	43.055	1:42.367 (1)	76.66		10:33:44.021	
6 -	59.900	43.099	1:42.999	76.19	0.632	10:35:27.020	

P16 60 E		Aiden GOODINGS		Honda CBR600F4 - Micky G Racing			
IDEAL LAP TIME : 1:41.790		BEST LAP TIME : 1:42.466		DIFFERENCE : 0.676			
LAP	SECTOR 1	SECTOR 2	LAP TIME	MPH	DIFF	TIME OF DAY	
1 -		46.521	1:58.542	66.20	16.076	10:26:56.685	
2 -	1:00.352	44.460	1:42.812 (2)	76.33	0.346	10:28:39.497	
3 -	1:00.151	44.001	1:44.152	75.35	1.686	10:30:23.649	
4 -	59.453	43.675	1:43.128 (3)	76.10	0.662	10:32:06.777	
5 -	59.710	43.814	1:43.524	75.80	1.058	10:33:50.301	
6 -	59.330	43.136	1:42.466 (1)	76.59		10:35:32.767	

P17 4 U		Hayden KILLWORTH		Kawasaki ZX10R - A&S Killworth / H11xy			
IDEAL LAP TIME : 1:42.625		BEST LAP TIME : 1:43.125		DIFFERENCE : 0.500			
LAP	SECTOR 1	SECTOR 2	LAP TIME	MPH	DIFF	TIME OF DAY	
1 -		45.425	1:56.497	67.36	13.372	10:26:54.640	
2 -	59.790	44.712	1:44.502	75.09	1.377	10:28:39.142	
3 -	1:00.242	43.836	1:44.078	75.40	0.953	10:30:23.220	
4 -	59.709	43.528	1:43.237 (2)	76.01	0.112	10:32:06.457	
5 -	59.709	43.416	1:43.125 (1)	76.10		10:33:49.582	
6 -	59.209	44.394	1:43.603 (3)	75.75	0.478	10:35:33.185	

P18 8 U		Dave SAUNDERS		Suzuki GSXR1000 - Mum/Dad/JW MOT/Parks Utility			
IDEAL LAP TIME : 1:42.809		BEST LAP TIME : 1:42.809		DIFFERENCE : 0.000			
LAP	SECTOR 1	SECTOR 2	LAP TIME	MPH	DIFF	TIME OF DAY	
1 -		47.184	2:00.183	65.30	17.374	10:26:58.326	
2 -	1:02.709	46.344	1:49.053	71.96	6.244	10:28:47.379	
3 -	1:01.543	45.930	1:47.473	73.02	4.664	10:30:34.852	
4 -	59.685	43.437	1:43.122 (2)	76.10	0.313	10:32:17.974	
5 -	59.884	44.483	1:44.367 (3)	75.19	1.558	10:34:02.341	
6 -	59.593	43.216	1:42.809 (1)	76.33		10:35:45.150	

BMCRC - MRO Championships 2023 - Rnd 5 @ Cadwell Park

BMCRC Thunderbike Extreme & Ultra

RACE 3 - SECTOR ANALYSIS



SECTOR 1 = FL to I1, SECTOR 2 = I1 to FL, DIFF = Difference To Personal Best Lap, P = Crossed Finish Line in Pit Lane, D = Time Disallowed

P19		6 E		Andrew FIRTH		Yamaha YZF-R1 - LTRmotorcycles.co.uk / Palmer Race Skool /	
IDEAL LAP TIME : 1:44.592		BEST LAP TIME : 1:45.409		DIFFERENCE : 0.817			
LAP	SECTOR 1	SECTOR 2	LAP TIME	MPH	DIFF	TIME OF DAY	
1 -		46.906	1:59.592	65.62	14.183	10:26:57.735	
2 -	1:02.373	44.947	1:47.320	73.12	1.911	10:28:45.055	
3 -	1:02.000	44.930	1:46.930	73.39	1.521	10:30:31.985	
4 -	1:00.522	45.183	1:45.705 (3)	74.24	0.296	10:32:17.690	
5 -	59.662	45.927	1:45.589 (2)	74.32	0.180	10:34:03.279	
6 -	59.973	45.436	1:45.409 (1)	74.45		10:35:48.688	

P20		96 U		Pete SCOTT		Suzuki GSXR1000K5 - South Hill MOT Centre	
IDEAL LAP TIME : 1:45.666		BEST LAP TIME : 1:45.883		DIFFERENCE : 0.217			
LAP	SECTOR 1	SECTOR 2	LAP TIME	MPH	DIFF	TIME OF DAY	
1 -		47.725	1:59.089	65.90	13.206	10:26:57.232	
2 -	1:03.243	46.711	1:49.954	71.37	4.071	10:28:47.186	
3 -	1:02.301	45.902	1:48.203	72.53	2.320	10:30:35.389	
4 -	1:02.267	45.141	1:47.408 (3)	73.06	1.525	10:32:22.797	
5 -	1:01.150	45.224	1:46.374 (2)	73.77	0.491	10:34:09.171	
6 -	1:01.367	44.516	1:45.883 (1)	74.12		10:35:55.054	

P21		888 U		Paul FAGG		Yamaha R1 4C8 - -I need a sponsor-	
IDEAL LAP TIME : 1:49.126		BEST LAP TIME : 1:49.126		DIFFERENCE : 0.000			
LAP	SECTOR 1	SECTOR 2	LAP TIME	MPH	DIFF	TIME OF DAY	
1 -		46.109	1:56.900	67.13	7.774	10:26:55.043	
2 -	1:03.058	46.068	1:49.126 (1)	71.91		10:28:44.169	
3 -	1:03.584	46.491	1:50.075 (2)	71.29	0.949	10:30:34.244	
4 -	1:03.350	47.172	1:50.522 (3)	71.00	1.396	10:32:24.766	
5 -	1:04.031	47.642	1:51.673	70.27	2.547	10:34:16.439	
6 -	1:05.397	47.635	1:53.032	69.43	3.906	10:36:09.471	

P22		24 U		Mark REYNOLDS		Yamaha R1 4C8 -	
IDEAL LAP TIME : 1:50.265		BEST LAP TIME : 1:50.551		DIFFERENCE : 0.286			
LAP	SECTOR 1	SECTOR 2	LAP TIME	MPH	DIFF	TIME OF DAY	
1 -		50.686	2:02.215	64.21	11.664	10:27:00.358	
2 -	1:07.355	45.876	1:53.231	69.31	2.680	10:28:53.589	
3 -	1:05.403	45.591	1:50.994 (2)	70.70	0.443	10:30:44.583	
4 -	1:05.710	46.323	1:52.033 (3)	70.05	1.482	10:32:36.616	
5 -	1:04.674	45.877	1:50.551 (1)	70.99		10:34:27.167	
6 -	1:07.668	48.299	1:55.967	67.67	5.416	10:36:23.134	

P23		212 E		Martin BRADER		Aprilia RSVR - Infinity PM	
IDEAL LAP TIME : 1:47.405		BEST LAP TIME : 1:48.576		DIFFERENCE : 1.171			
LAP	SECTOR 1	SECTOR 2	LAP TIME	MPH	DIFF	TIME OF DAY	
1 -		47.015	1:59.397	65.73	10.821	10:26:57.540	
2 -	1:03.261	45.326	1:48.587 (2)	72.27	0.011	10:28:46.127	
3 -	1:02.319	46.257	1:48.576 (1)	72.28		10:30:34.703	

BMCRC - MRO Championships 2023 - Rnd 5 @ Cadwell Park

BMCRC Thunderbike Extreme & Ultra

RACE 3 - BEST SECTORS

SECTOR 1			SECTOR 2			IDEAL / BEST COMPARISON						
POS	NO	NAME	TIME	NO	NAME	TIME	POS	NO	NAME	IDEAL	BEST	DIFF
									PERFECT LAP	1:33.944		
1	196	SMITH	54.789	196	SMITH	39.155	1	196	SMITH	1:33.944	1:34.297	0.353
2	5	KILLWORTH	55.542	45	HASHMI	40.752	2	5	KILLWORTH	1:36.527	1:36.565	0.038
3	800	CREASEY	55.677	5	KILLWORTH	40.985	3	45	HASHMI	1:36.644	1:36.774	0.130
4	45	HASHMI	55.892	800	CREASEY	41.002	4	800	CREASEY	1:36.679	1:36.680	0.001
5	102	FEARN	56.221	707	SYMON	41.212	5	102	FEARN	1:37.460	1:37.687	0.227
6	707	SYMON	56.258	102	FEARN	41.239	6	707	SYMON	1:37.470	1:37.587	0.117
7	19	DONOVAN	56.916	168	ASHBY	41.611	7	19	DONOVAN	1:38.967	1:39.187	0.220
8	168	ASHBY	57.457	19	DONOVAN	42.051	8	168	ASHBY	1:39.068	1:39.433	0.365
9	82	HINNELLS	57.684	78	THOMAS	42.129	9	82	HINNELLS	1:39.929	1:39.929	0.000
10	129	CRIPPS	58.630	82	HINNELLS	42.245	10	78	THOMAS	1:40.827	1:40.971	0.144
11	118	CORKETT	58.640	118	CORKETT	42.459	11	118	CORKETT	1:41.099	1:41.099	0.000
12	46	GATES	58.685	60	GOODINGS	42.460	12	46	GATES	1:41.439	1:41.439	0.000
13	78	THOMAS	58.698	46	GATES	42.754	13	60	GOODINGS	1:41.790	1:42.466	0.676
14	41	ABRAHAM	59.161	41	ABRAHAM	43.055	14	129	CRIPPS	1:42.104	1:42.203	0.099
15	4	KILLWORTH	59.209	8	SAUNDERS	43.216	15	41	ABRAHAM	1:42.216	1:42.367	0.151
16	60	GOODINGS	59.330	4	KILLWORTH	43.416	16	4	KILLWORTH	1:42.625	1:43.125	0.500
17	8	SAUNDERS	59.593	129	CRIPPS	43.474	17	8	SAUNDERS	1:42.809	1:42.809	0.000
18	6	FIRTH	59.662	96	SCOTT	44.516	18	6	FIRTH	1:44.592	1:45.409	0.817
19	96	SCOTT	1:01.150	6	FIRTH	44.930	19	96	SCOTT	1:45.666	1:45.883	0.217
20	212	BRADER	1:02.079	212	BRADER	45.326	20	212	BRADER	1:47.405	1:48.576	1.171
21	888	FAGG	1:03.058	24	REYNOLDS	45.591	21	888	FAGG	1:49.126	1:49.126	0.000
22	24	REYNOLDS	1:04.674	888	FAGG	46.068	22	24	REYNOLDS	1:50.265	1:50.551	0.286
23							23	52	MANTELL		1:40.156	

BMCRC - MRO Championships 2023 - Rnd 5 @ Cadwell Park

BMCRC Thunderbike Extreme & Ultra

RACE 3 - STATISTICS

Competitors Started	23
Planned Start	2023-07-02 @ 10:01:00.000
Actual Start	2023-07-02 @ 10:24:58.142
Finish Time	2023-07-02 @ 10:34:45.511
Track Length	2.1800mi.
Total Laps	135
Total Distance Covered	294.3025mi.

Session Fastest Lap History

NO	CL	NAME	LAP TIME	TIME OF DAY	LAP	VEHICLE
5	U	Stacey KILLWORTH	1:37.335	10:28:17.400	2	Suzuki GSXR 1000
800	U	Morgan CREASEY	1:37.232	10:28:17.633	2	Suzuki GSXR 1000 K7
45	U	Chad HASHMI	1:37.008	10:28:18.110	2	Suzuki GSXR1000
5	U	Stacey KILLWORTH	1:36.932	10:29:54.332	3	Suzuki GSXR 1000
45	U	Chad HASHMI	1:36.774	10:29:54.882	3	Suzuki GSXR1000
196	U	Kieran SMITH	1:35.175	10:29:59.748	3	Suzuki GSXR 1000
196	U	Kieran SMITH	1:34.297	10:33:11.022	5	Suzuki GSXR 1000

Session Leader History

NO	CL	NAME	FROM LAP	LAPS LED	DISTANCE	VEHICLE
5	U	Stacey KILLWORTH	1	4	8.72 miles	Suzuki GSXR 1000
800	U	Morgan CREASEY	5	2	4.36 miles	Suzuki GSXR 1000 K7

Flag History

TYPE	TIME OF DAY
GREEN	10:24:58.142
FINISH	10:34:45.511

Flag Statistics

TYPE	COUNT	TOTAL LAPS	TOTAL TIME
Green	1	6	11:31.241
Red	0	0	0.000
Safety Car	0	0	0.000
FCY	0	0	0.000

BMCRC - MRO Championships 2023 - Rnd 5 @ Cadwell Park

BMCRC Thunderbike Extreme & Ultra

RACE 3 - STATISTICS

CLASS : E

8 Starters

Fastest Lap History

NO	NAME	LAP TIME	TIME OF DAY	LAP	VEHICLE
168	Ian ASHBY	1:40.135	10:28:24.603	2	TRIUMPH 955I
168	Ian ASHBY	1:39.433	10:30:04.047	3	TRIUMPH 955I

Leader History

NO	NAME	FROM LAP	LAPS LED	DISTANCE	VEHICLE
168	Ian ASHBY	1	6	13.08 miles	TRIUMPH 955I

BMCRC - MRO Championships 2023 - Rnd 5 @ Cadwell Park

BMCRC Thunderbike Extreme & Ultra

RACE 3 - STATISTICS

CLASS : U

15 Starters

Fastest Lap History

NO	NAME	LAP TIME	TIME OF DAY	LAP	VEHICLE
5	Stacey KILLWORTH	1:37.335	10:28:17.400	2	Suzuki GSXR 1000
800	Morgan CREASEY	1:37.232	10:28:17.633	2	Suzuki GSXR 1000 K7
45	Chad HASHMI	1:37.008	10:28:18.110	2	Suzuki GSXR1000
5	Stacey KILLWORTH	1:36.932	10:29:54.332	3	Suzuki GSXR 1000
45	Chad HASHMI	1:36.774	10:29:54.882	3	Suzuki GSXR1000
196	Kieran SMITH	1:35.175	10:29:59.748	3	Suzuki GSXR 1000
196	Kieran SMITH	1:34.297	10:33:11.022	5	Suzuki GSXR 1000

Leader History

NO	NAME	FROM LAP	LAPS LED	DISTANCE	VEHICLE
5	Stacey KILLWORTH	1	4	8.72 miles	Suzuki GSXR 1000
800	Morgan CREASEY	5	2	4.36 miles	Suzuki GSXR 1000 K7

BMCRC - MRO Championships 2023 - Rnd 5 @ Cadwell Park

BMCRC Thunderbike Extreme & Ultra

RACE 14 - GRID (8 Laps)



ROW 9	25	40	Malcolm BATE	26	23	Justin ROSE	27								
ROW 8				22	888	Paul FAGG	1:49.126	23	24	Mark REYNOLDS	1:50.551	24	88	Stephen LI	
ROW 7	19	6	Andrew FIRTH	1:45.409	20	96	Pete SCOTT	1:45.883	21	212	Martin BRADER	1:48.576			
ROW 6				16	60	Aiden GOODINGS	1:42.466	17	8	Dave SAUNDERS	1:42.809	18	4	Hayden KILLWORTH	1:43.125
ROW 5	13	46	Simon GATES	1:41.439	14	129	Derek CRIPPS	1:42.203	15	41	David ABRAHAM	1:42.367			
ROW 4				10	52	Barry MANTELL	1:40.156	11	78	Jamie THOMAS	1:40.971	12	118	Darren CORKETT	1:41.099
ROW 3	7	19	Tyler DONOVAN	1:39.187	8	168	Ian ASHBY	1:39.433	9	82	Matt HINNELLS	1:39.929			
ROW 2				4	45	Chad HASHMI	1:36.774	5	707	Alex SYMON	1:37.587	6	102	James FEARN	1:37.687
ROW 1	1	196	Kieran SMITH	1:34.297	2	5	Stacey KILLWORTH	1:36.565	3	800	Morgan CREASEY	1:36.680			
							Pole								

Cadwell Park: 2.1800 miles

These results are provisional until the conclusion of any judicial and technical matters.

Clerk Of Course :	Stewards :	Timekeeper : <i>Craig Smith</i>
-------------------	------------	------------------------------------

Results can be found at www.tsl-timing.com

Printed - 10:40 Sunday, 02 July 2023



BMCRC - MRO Championships 2023 - Rnd 5 @ Cadwell Park

BMCRC Thunderbike Extreme & Ultra

RACE 14 - CLASSIFICATION



POS	NO	CL	PIC NAME	ENTRY	LAPS	TIME	GAP	DIFF	MPH	BEST	ON
1	196	U	1 Kieran SMITH	Suzuki GSXR 1000 -	6	9:38.606			81.38	1:34.056	4
2	800	U	2 Morgan CREASEY	Suzuki GSXR 1000 K7 - Warics Ltd	6	9:47.080	8.474	8.474	80.20	1:36.594	3
3	5	U	3 Stacey KILLWORTH	Suzuki GSXR 1000 - Greenplant/Evens	6	9:47.208	8.602	0.128	80.19	1:36.734	3
4	707	U	4 Alex SYMON	Kawasaki ZX10R - MCW	6	9:53.728	15.122	6.520	79.30	1:37.607	3
5	102	U	5 James FEARN	Suzuki GSXR1000 - Mark Wilby plumbing	6	9:53.886	15.280	0.158	79.28	1:37.498	3
6	19	U	6 Tyler DONOVAN	Kawasaki ZX10R - Tinder Corp	6	10:02.379	23.773	8.493	78.17	1:38.924	2
7	78	U	7 Jamie THOMAS	Suzuki GSXR 1000 - Team RubyRacing DART Moto	6	10:02.563	23.957	0.184	78.14	1:38.545	6
8	168	E	1 Ian ASHBY	TRIUMPH 955i - Clive Wood Triumph	6	10:09.396	30.790	6.833	77.27	1:40.150	3
9	82	U	8 Matt HINNELLS	Yamaha R1 - FH82Racing	6	10:10.729	32.123	1.333	77.10	1:40.020	6
10	46	U	9 Simon GATES	Yamaha YZF R1 - T.A Roden LTD / Canine Plus Hyc	6	10:11.197	32.591	0.468	77.04	1:39.781	6
11	52	E	2 Barry MANTELL	Honda 929 FIREBLADE - Swedish car connection	6	10:13.128	34.522	1.931	76.80	1:40.076	5
12	129	E	3 Derek CRIPPS	Yamaha R1 - Team FBR	6	10:24.586	45.980	11.458	75.39	1:42.268	2
13	4	U	10 Hayden KILLWORTH	Kawasaki ZX10R - A&S Killworth / H11xy	6	10:28.083	49.477	3.497	74.97	1:42.021	5
14	60	E	4 Aiden GOODINGS	Honda CBR600F4 - Micky G Racing	6	10:28.642	50.036	0.559	74.90	1:42.016	5
15	6	E	5 Andrew FIRTH	Yamaha YZF-R1 - LTRmotorcycles.co.uk / Palmer F	6	10:35.080	56.474	6.438	74.14	1:43.854	5
16	96	U	11 Pete SCOTT	Suzuki GSXR1000K5 - South Hill MOT Centre	6	10:48.331	1:09.725	13.251	72.63	1:44.508	6
17	888	U	12 Paul FAGG	Yamaha R1 4C8 - I need a sponsor-	6	10:50.681	1:12.075	2.350	72.36	1:46.502	5
18	212	E	6 Martin BRADER	Aprilia RSVR - Infinity PM	6	11:09.896	1:31.290	19.215	70.29	1:50.296	2

FASTEST LAP

196	U	Kieran SMITH	Suzuki GSXR 1000 -	4	1:34.056	83.44 mph	134.28 kph
52	E	Barry MANTELL	Honda 929 FIREBLADE - Swedish car connection	5	1:40.076	78.42 mph	126.20 kph

Class U - 92.5% of Race Speed = 75.27 mph

Class E - 92.5% of Race Speed = 71.47 mph

Weather / Track : Cloudy / Dry

These results are provisional until the conclusion of any judicial and technical matters.

Race Distance: 6 Laps / 13.08 miles

Cadwell Park: 2.1800 miles

Date: 02/07/2023 Start: 16:42 Finish: 16:51

Clerk Of Course :	Stewards :	Timekeeper : <i>Craig Smith</i>
-------------------	------------	------------------------------------

Results can be found at www.tsl-timing.com

Printed - 16:53 Sunday, 02 July 2023



BMCRC - MRO Championships 2023 - Rnd 5 @ Cadwell Park

BMCRC Thunderbike Extreme & Ultra

RACE 14 - LAP CHART

LAP 1 @ 16:43:53.587			LAP 4 @ 16:48:37.933		
NO	BEHIND	LAP TIME	NO	BEHIND	LAP TIME
196		1:41.136	196		1:34.056
800	1.635	1:42.771	800	7.538	1:36.910
5	1.912	1:43.048	5	8.122	1:36.854
707	2.515	1:43.651	707	11.985	1:38.598
102	3.014	1:44.150	102	12.437	1:38.558
19	4.242	1:45.378	19	17.563	1:39.485
168	6.254	1:47.390	78	19.487	1:38.924
52	6.596	1:47.732	168	22.964	1:40.308
82	6.737	1:47.873	82	24.920	1:40.200
78	6.811	1:47.947	46	25.462	1:40.052
46	7.337	1:48.473	52	26.870	1:40.603
129	8.787	1:49.923	129	32.422	1:42.791
6	10.449	1:51.585	4	38.228	1:42.722
60	11.107	1:52.243	60	38.703	1:42.767
4	11.760	1:52.896	6	40.518	1:44.510
888	13.971	1:55.107	888	51.288	1:47.149
212	15.743	1:56.879	96	51.799	1:47.063
96	16.040	1:57.176	212	1:03.409	1:51.392

LAP 2 @ 16:45:29.322			LAP 5 @ 16:50:12.324		
NO	BEHIND	LAP TIME	NO	BEHIND	LAP TIME
196		1:35.735	196		1:34.391
800	2.645	1:36.745	800	10.257	1:37.110
5	3.145	1:36.968	5	10.508	1:36.777
707	4.391	1:37.611	707	15.873	1:38.279
102	4.992	1:37.713	102	16.108	1:38.062
19	7.431	1:38.924	19	22.379	1:39.207
78	10.458	1:39.382	78	24.145	1:39.049
168	11.117	1:40.598	168	29.037	1:40.464
82	12.623	1:41.621	82	30.836	1:40.307
52	13.264	1:42.403	46	31.543	1:40.472
46	13.493	1:41.891	52	32.555	1:40.076
129	15.320	1:42.268	129	40.980	1:42.949
6	18.868	1:44.154	4	45.858	1:42.021
60	19.361	1:43.989	60	46.328	1:42.016
4	19.694	1:43.669	6	49.981	1:43.854
888	25.414	1:47.178	888	1:03.399	1:46.502
96	26.525	1:46.220	96	1:03.950	1:46.542
212	30.304	1:50.296	212	1:19.681	1:50.663

LAP 3 @ 16:47:03.877			LAP 6 @ 16:51:51.057		
NO	BEHIND	LAP TIME	NO	BEHIND	LAP TIME
196		1:34.555	196		1:38.733
800	4.684	1:36.594	800	8.474	1:36.950
5	5.324	1:36.734	5	8.602	1:36.827
707	7.443	1:37.607	707	15.122	1:37.982
102	7.935	1:37.498	102	15.280	1:37.905
19	12.134	1:39.258	19	23.773	1:40.127
78	14.619	1:38.716	78	23.957	1:38.545
168	16.712	1:40.150	168	30.790	1:40.486
82	18.776	1:40.708	82	32.123	1:40.020
46	19.466	1:40.528	46	32.591	1:39.781
52	20.323	1:41.614	52	34.522	1:40.700
129	23.687	1:42.922	129	45.980	1:43.733
4	29.562	1:44.423	4	49.477	1:42.352
60	29.992	1:45.186	60	50.036	1:42.441
6	30.064	1:45.751	6	56.474	1:45.226
888	38.195	1:47.336	96	1:09.725	1:44.508
96	38.792	1:46.822	888	1:12.075	1:47.409
212	46.073	1:50.324	212	1:31.290	1:50.342

Weather / Track : Cloudy / Dry

Results can be found at www.tsl-timing.com

Cadwell Park: 2.1800 miles
Date: 02/07/2023 Start: 16:42 Finish: 16:51

Printed - 16:53 Sunday, 02 July 2023

BMCRC - MRO Championships 2023 - Rnd 5 @ Cadwell Park

BMCRC Thunderbike Extreme & Ultra

RACE 14 - POSITION CHART

No	Name	Lap Pos	Lap					
			1	2	3	4	5	6
196	SMITH	1	196	196	196	196	196	196
5	KILLWORTH	2	800	800	800	800	800	800
800	CREASEY	3	5	5	5	5	5	5
707	SYMON	4	707	707	707	707	707	707
102	FEARN	5	102	102	102	102	102	102
19	DONOVAN	6	19	19	19	19	19	19
168	ASHBY	7	168	78	78	78	78	78
82	HINNELLS	8	52	168	168	168	168	168
52	MANTELL	9	82	82	82	82	82	82
78	THOMAS	10	78	52	46	46	46	46
46	GATES	11	46	46	52	52	52	52
129	CRIPPS	12	129	129	129	129	129	129
60	GOODINGS	13	6	6	4	4	4	4
4	KILLWORTH	14	60	60	60	60	60	60
6	FIRTH	15	4	4	6	6	6	6
96	SCOTT	16	888	888	888	888	888	96
212	BRADER	17	212	96	96	96	96	888
888	FAGG	18	96	212	212	212	212	212

BMCRC - MRO Championships 2023 - Rnd 5 @ Cadwell Park

BMCRC Thunderbike Extreme & Ultra

RACE 14 - SECTOR ANALYSIS



SECTOR 1 = FL to I1, SECTOR 2 = I1 to FL, DIFF = Difference To Personal Best Lap, P = Crossed Finish Line in Pit Lane, D = Time Disallowed

P1 196 U		Kieran SMITH		Suzuki GSXR 1000 -		
IDEAL LAP TIME : 1:33.999		BEST LAP TIME : 1:34.056		DIFFERENCE : 0.057		
LAP	SECTOR 1	SECTOR 2	LAP TIME	MPH	DIFF	TIME OF DAY
1 -		39.890	1:41.136	77.59	7.080	16:43:53.587
2 -	55.444	40.291	1:35.735	81.97	1.679	16:45:29.322
3 -	55.180	39.375	1:34.555 (3)	83.00	0.499	16:47:03.877
4 -	54.624	39.432	1:34.056 (1)	83.44		16:48:37.933
5 -	54.775	39.616	1:34.391 (2)	83.14	0.335	16:50:12.324
6 -	56.207	42.526	1:38.733	79.48	4.677	16:51:51.057

P2 800 U		Morgan CREASEY		Suzuki GSXR 1000 K7 - Warics Ltd		
IDEAL LAP TIME : 1:36.529		BEST LAP TIME : 1:36.594		DIFFERENCE : 0.065		
LAP	SECTOR 1	SECTOR 2	LAP TIME	MPH	DIFF	TIME OF DAY
1 -		41.001	1:42.771	76.36	6.177	16:43:55.222
2 -	55.634	41.111	1:36.745 (2)	81.12	0.151	16:45:31.967
3 -	55.699	40.895	1:36.594 (1)	81.24		16:47:08.561
4 -	56.013	40.897	1:36.910 (3)	80.98	0.316	16:48:45.471
5 -	56.067	41.043	1:37.110	80.81	0.516	16:50:22.581
6 -	55.990	40.960	1:36.950	80.94	0.356	16:51:59.531

P3 5 U		Stacey KILLWORTH		Suzuki GSXR 1000 - Greenplant/Everns		
IDEAL LAP TIME : 1:36.637		BEST LAP TIME : 1:36.734		DIFFERENCE : 0.097		
LAP	SECTOR 1	SECTOR 2	LAP TIME	MPH	DIFF	TIME OF DAY
1 -		41.010	1:43.048	76.15	6.314	16:43:55.499
2 -	55.779	41.189	1:36.968	80.93	0.234	16:45:32.467
3 -	55.801	40.933	1:36.734 (1)	81.13		16:47:09.201
4 -	55.913	40.941	1:36.854	81.02	0.120	16:48:46.055
5 -	55.704	41.073	1:36.777 (2)	81.09	0.043	16:50:22.832
6 -	55.847	40.980	1:36.827 (3)	81.05	0.093	16:51:59.659

P4 707 U		Alex SYMON		Kawasaki ZX10R - MCW		
IDEAL LAP TIME : 1:37.567		BEST LAP TIME : 1:37.607		DIFFERENCE : 0.040		
LAP	SECTOR 1	SECTOR 2	LAP TIME	MPH	DIFF	TIME OF DAY
1 -		41.372	1:43.651	75.71	6.044	16:43:56.102
2 -	56.222	41.389	1:37.611 (2)	80.40	0.004	16:45:33.713
3 -	56.195	41.412	1:37.607 (1)	80.40		16:47:11.320
4 -	56.666	41.932	1:38.598	79.59	0.991	16:48:49.918
5 -	56.529	41.750	1:38.279	79.85	0.672	16:50:28.197
6 -	56.321	41.661	1:37.982 (3)	80.09	0.375	16:52:06.179

P5 102 U		James FEARN		Suzuki GSXR1000 - Mark Wilby plumbing		
IDEAL LAP TIME : 1:37.366		BEST LAP TIME : 1:37.498		DIFFERENCE : 0.132		
LAP	SECTOR 1	SECTOR 2	LAP TIME	MPH	DIFF	TIME OF DAY
1 -		41.460	1:44.150	75.35	6.652	16:43:56.601
2 -	56.232	41.481	1:37.713 (2)	80.31	0.215	16:45:34.314
3 -	55.906	41.592	1:37.498 (1)	80.49		16:47:11.812
4 -	56.717	41.841	1:38.558	79.62	1.060	16:48:50.370
5 -	56.524	41.538	1:38.062	80.03	0.564	16:50:28.432
6 -	56.406	41.499	1:37.905 (3)	80.16	0.407	16:52:06.337

P6 19 U		Tyler DONOVAN		Kawasaki ZX10R - Tinder Corp		
IDEAL LAP TIME : 1:38.924		BEST LAP TIME : 1:38.924		DIFFERENCE : 0.000		
LAP	SECTOR 1	SECTOR 2	LAP TIME	MPH	DIFF	TIME OF DAY
1 -		41.847	1:45.378	74.47	6.454	16:43:57.829
2 -	57.102	41.822	1:38.924 (1)	79.33		16:45:36.753
3 -	57.180	42.078	1:39.258 (3)	79.06	0.334	16:47:16.011
4 -	57.468	42.017	1:39.485	78.88	0.561	16:48:55.496
5 -	57.358	41.849	1:39.207 (2)	79.10	0.283	16:50:34.703
6 -	57.899	42.228	1:40.127	78.38	1.203	16:52:14.830

BMCRC - MRO Championships 2023 - Rnd 5 @ Cadwell Park

BMCRC Thunderbike Extreme & Ultra

RACE 14 - SECTOR ANALYSIS



SECTOR 1 = FL to I1, SECTOR 2 = I1 to FL, DIFF = Difference To Personal Best Lap, P = Crossed Finish Line in Pit Lane, D = Time Disallowed

P7 78 U		Jamie THOMAS		Suzuki GSXR 1000 - Team RubyRacing DART Motorsport			
IDEAL LAP TIME : 1:38.493		BEST LAP TIME : 1:38.545		DIFFERENCE : 0.052			
LAP	SECTOR 1	SECTOR 2	LAP TIME	MPH	DIFF	TIME OF DAY	
1 -		42.727	1:47.947	72.70	9.402	16:44:00.398	
2 -	57.731	41.651	1:39.382	78.96	0.837	16:45:39.780	
3 -	57.401	41.315	1:38.716 (2)	79.50	0.171	16:47:18.496	
4 -	57.636	41.288	1:38.924 (3)	79.33	0.379	16:48:57.420	
5 -	57.806	41.243	1:39.049	79.23	0.504	16:50:36.469	
6 -	57.453	41.092	1:38.545 (1)	79.63		16:52:15.014	

P8 168 E		Ian ASHBY		TRIUMPH 955I - Clive Wood Triumph			
IDEAL LAP TIME : 1:40.097		BEST LAP TIME : 1:40.150		DIFFERENCE : 0.053			
LAP	SECTOR 1	SECTOR 2	LAP TIME	MPH	DIFF	TIME OF DAY	
1 -		42.860	1:47.390	73.07	7.240	16:43:59.841	
2 -	58.183	42.415	1:40.598	78.01	0.448	16:45:40.439	
3 -	58.164	41.986	1:40.150 (1)	78.36		16:47:20.589	
4 -	58.375	41.933	1:40.308 (2)	78.23	0.158	16:49:00.897	
5 -	58.485	41.979	1:40.464 (3)	78.11	0.314	16:50:41.361	
6 -	58.341	42.145	1:40.486	78.10	0.336	16:52:21.847	

P9 82 U		Matt HINNELLS		Yamaha R1 - FH82Racing			
IDEAL LAP TIME : 1:39.939		BEST LAP TIME : 1:40.020		DIFFERENCE : 0.081			
LAP	SECTOR 1	SECTOR 2	LAP TIME	MPH	DIFF	TIME OF DAY	
1 -		43.013	1:47.873	72.75	7.853	16:44:00.324	
2 -	58.966	42.655	1:41.621	77.22	1.601	16:45:41.945	
3 -	58.138	42.570	1:40.708	77.92	0.688	16:47:22.653	
4 -	57.607	42.593	1:40.200 (2)	78.32	0.180	16:49:02.853	
5 -	57.975	42.332	1:40.307 (3)	78.24	0.287	16:50:43.160	
6 -	57.655	42.365	1:40.020 (1)	78.46		16:52:23.180	

P10 46 U		Simon GATES		Yamaha YZF R1 - T.A Roden LTD / Canine Plus Hydro			
IDEAL LAP TIME : 1:39.781		BEST LAP TIME : 1:39.781		DIFFERENCE : 0.000			
LAP	SECTOR 1	SECTOR 2	LAP TIME	MPH	DIFF	TIME OF DAY	
1 -		42.974	1:48.473	72.35	8.692	16:44:00.924	
2 -	59.201	42.690	1:41.891	77.02	2.110	16:45:42.815	
3 -	58.144	42.384	1:40.528	78.06	0.747	16:47:23.343	
4 -	57.666	42.386	1:40.052 (2)	78.43	0.271	16:49:03.395	
5 -	57.830	42.642	1:40.472 (3)	78.11	0.691	16:50:43.867	
6 -	57.585	42.196	1:39.781 (1)	78.65		16:52:23.648	

P11 52 E		Barry MANTELL		Honda 929 FIREBLADE - Swedish car connection			
IDEAL LAP TIME : 1:40.076		BEST LAP TIME : 1:40.076		DIFFERENCE : 0.000			
LAP	SECTOR 1	SECTOR 2	LAP TIME	MPH	DIFF	TIME OF DAY	
1 -		43.669	1:47.732	72.84	7.656	16:44:00.183	
2 -	59.562	42.841	1:42.403	76.63	2.327	16:45:42.586	
3 -	58.937	42.677	1:41.614	77.23	1.538	16:47:24.200	
4 -	57.984	42.619	1:40.603 (2)	78.01	0.527	16:49:04.803	
5 -	57.729	42.347	1:40.076 (1)	78.42		16:50:44.879	
6 -	58.041	42.659	1:40.700 (3)	77.93	0.624	16:52:25.579	

P12 129 E		Derek CRIPPS		Yamaha R1 - Team FBR			
IDEAL LAP TIME : 1:42.268		BEST LAP TIME : 1:42.268		DIFFERENCE : 0.000			
LAP	SECTOR 1	SECTOR 2	LAP TIME	MPH	DIFF	TIME OF DAY	
1 -		43.755	1:49.923	71.39	7.655	16:44:02.374	
2 -	58.885	43.383	1:42.268 (1)	76.74		16:45:44.642	
3 -	59.190	43.732	1:42.922 (3)	76.25	0.654	16:47:27.564	
4 -	59.204	43.587	1:42.791 (2)	76.34	0.523	16:49:10.355	
5 -	59.386	43.563	1:42.949	76.23	0.681	16:50:53.304	
6 -	59.625	44.108	1:43.733	75.65	1.465	16:52:37.037	

BMCRC - MRO Championships 2023 - Rnd 5 @ Cadwell Park

BMCRC Thunderbike Extreme & Ultra

RACE 14 - SECTOR ANALYSIS



SECTOR 1 = FL to I1, SECTOR 2 = I1 to FL, DIFF = Difference To Personal Best Lap, P = Crossed Finish Line in Pit Lane, D = Time Disallowed

P13		4 U		Hayden KILLWORTH		Kawasaki ZX10R - A&S Killworth / H11xy	
IDEAL LAP TIME : 1:42.021		BEST LAP TIME : 1:42.021		DIFFERENCE : 0.000			
LAP	SECTOR 1	SECTOR 2	LAP TIME	MPH	DIFF	TIME OF DAY	
1 -		43.656	1:52.896	69.51	10.875	16:44:05.347	
2 -	59.216	44.453	1:43.669	75.70	1.648	16:45:49.016	
3 -	1:00.189	44.234	1:44.423	75.15	2.402	16:47:33.439	
4 -	59.453	43.269	1:42.722 (3)	76.40	0.701	16:49:16.161	
5 -	58.927	43.094	1:42.021 (1)	76.92		16:50:58.182	
6 -	59.199	43.153	1:42.352 (2)	76.67	0.331	16:52:40.534	

P14		60 E		Aiden GOODINGS		Honda CBR600F4 - Micky G Racing	
IDEAL LAP TIME : 1:41.938		BEST LAP TIME : 1:42.016		DIFFERENCE : 0.078			
LAP	SECTOR 1	SECTOR 2	LAP TIME	MPH	DIFF	TIME OF DAY	
1 -		43.663	1:52.243	69.92	10.227	16:44:04.694	
2 -	59.272	44.717	1:43.989	75.47	1.973	16:45:48.683	
3 -	1:00.796	44.390	1:45.186	74.61	3.170	16:47:33.869	
4 -	59.359	43.408	1:42.767 (3)	76.36	0.751	16:49:16.636	
5 -	58.764	43.252	1:42.016 (1)	76.92		16:50:58.652	
6 -	59.267	43.174	1:42.441 (2)	76.61	0.425	16:52:41.093	

P15		6 E		Andrew FIRTH		Yamaha YZF-R1 - LTRmotorcycles.co.uk / Palmer Race Skool /	
IDEAL LAP TIME : 1:43.748		BEST LAP TIME : 1:43.854		DIFFERENCE : 0.106			
LAP	SECTOR 1	SECTOR 2	LAP TIME	MPH	DIFF	TIME OF DAY	
1 -		44.565	1:51.585	70.33	7.731	16:44:04.036	
2 -	59.456	44.698	1:44.154 (2)	75.35	0.300	16:45:48.190	
3 -	1:00.439	45.312	1:45.751	74.21	1.897	16:47:33.941	
4 -	59.905	44.605	1:44.510 (3)	75.09	0.656	16:49:18.451	
5 -	59.562	44.292	1:43.854 (1)	75.56		16:51:02.305	
6 -	1:00.320	44.906	1:45.226	74.58	1.372	16:52:47.531	

P16		96 U		Pete SCOTT		Suzuki GSXR1000K5 - South Hill MOT Centre	
IDEAL LAP TIME : 1:44.508		BEST LAP TIME : 1:44.508		DIFFERENCE : 0.000			
LAP	SECTOR 1	SECTOR 2	LAP TIME	MPH	DIFF	TIME OF DAY	
1 -		46.705	1:57.176	66.97	12.668	16:44:09.627	
2 -	1:01.615	44.605	1:46.220 (2)	73.88	1.712	16:45:55.847	
3 -	1:00.972	45.850	1:46.822	73.46	2.314	16:47:42.669	
4 -	1:01.047	46.016	1:47.063	73.30	2.555	16:49:29.732	
5 -	1:00.688	45.854	1:46.542 (3)	73.66	2.034	16:51:16.274	
6 -	1:00.565	43.943	1:44.508 (1)	75.09		16:53:00.782	

P17		888 U		Paul FAGG		Yamaha R1 4C8 - -I need a sponsor-	
IDEAL LAP TIME : 1:46.502		BEST LAP TIME : 1:46.502		DIFFERENCE : 0.000			
LAP	SECTOR 1	SECTOR 2	LAP TIME	MPH	DIFF	TIME OF DAY	
1 -		45.969	1:55.107	68.18	8.605	16:44:07.558	
2 -	1:01.419	45.759	1:47.178 (3)	73.22	0.676	16:45:54.736	
3 -	1:01.715	45.621	1:47.336	73.11	0.834	16:47:42.072	
4 -	1:01.403	45.746	1:47.149 (2)	73.24	0.647	16:49:29.221	
5 -	1:01.038	45.464	1:46.502 (1)	73.68		16:51:15.723	
6 -	1:01.887	45.522	1:47.409	73.06	0.907	16:53:03.132	

P18		212 E		Martin BRADER		Aprilia RSVR - Infinity PM	
IDEAL LAP TIME : 1:49.835		BEST LAP TIME : 1:50.296		DIFFERENCE : 0.461			
LAP	SECTOR 1	SECTOR 2	LAP TIME	MPH	DIFF	TIME OF DAY	
1 -		46.663	1:56.879	67.14	6.583	16:44:09.330	
2 -	1:03.624	46.672	1:50.296 (1)	71.15		16:45:59.626	
3 -	1:03.477	46.847	1:50.324 (2)	71.13	0.028	16:47:49.950	
4 -	1:04.391	47.001	1:51.392	70.45	1.096	16:49:41.342	
5 -	1:03.277	47.386	1:50.663	70.91	0.367	16:51:32.005	
6 -	1:03.784	46.558	1:50.342 (3)	71.12	0.046	16:53:22.347	

BMCRC - MRO Championships 2023 - Rnd 5 @ Cadwell Park

BMCRC Thunderbike Extreme & Ultra

RACE 14 - BEST SECTORS

SECTOR 1			SECTOR 2			IDEAL / BEST COMPARISON						
POS	NO	NAME	TIME	NO	NAME	TIME	POS	NO	NAME	IDEAL	BEST	DIFF
									PERFECT LAP	1:33.999		
1	196	SMITH	54.624	196	SMITH	39.375	1	196	SMITH	1:33.999	1:34.056	0.057
2	800	CREASEY	55.634	800	CREASEY	40.895	2	800	CREASEY	1:36.529	1:36.594	0.065
3	5	KILLWORTH	55.704	5	KILLWORTH	40.933	3	5	KILLWORTH	1:36.637	1:36.734	0.097
4	102	FEARN	55.906	78	THOMAS	41.092	4	102	FEARN	1:37.366	1:37.498	0.132
5	707	SYMON	56.195	707	SYMON	41.372	5	707	SYMON	1:37.567	1:37.607	0.040
6	19	DONOVAN	57.102	102	FEARN	41.460	6	78	THOMAS	1:38.493	1:38.545	0.052
7	78	THOMAS	57.401	19	DONOVAN	41.822	7	19	DONOVAN	1:38.924	1:38.924	0.000
8	46	GATES	57.585	168	ASHBY	41.933	8	46	GATES	1:39.781	1:39.781	0.000
9	82	HINNELLS	57.607	46	GATES	42.196	9	82	HINNELLS	1:39.939	1:40.020	0.081
10	52	MANTELL	57.729	82	HINNELLS	42.332	10	52	MANTELL	1:40.076	1:40.076	0.000
11	168	ASHBY	58.164	52	MANTELL	42.347	11	168	ASHBY	1:40.097	1:40.150	0.053
12	60	GOODINGS	58.764	4	KILLWORTH	43.094	12	60	GOODINGS	1:41.938	1:42.016	0.078
13	129	CRIPPS	58.885	60	GOODINGS	43.174	13	4	KILLWORTH	1:42.021	1:42.021	0.000
14	4	KILLWORTH	58.927	129	CRIPPS	43.383	14	129	CRIPPS	1:42.268	1:42.268	0.000
15	6	FIRTH	59.456	96	SCOTT	43.943	15	6	FIRTH	1:43.748	1:43.854	0.106
16	96	SCOTT	1:00.565	6	FIRTH	44.292	16	96	SCOTT	1:44.508	1:44.508	0.000
17	888	FAGG	1:01.038	888	FAGG	45.464	17	888	FAGG	1:46.502	1:46.502	0.000
18	212	BRADER	1:03.277	212	BRADER	46.558	18	212	BRADER	1:49.835	1:50.296	0.461

BMCRC - MRO Championships 2023 - Rnd 5 @ Cadwell Park

BMCRC Thunderbike Extreme & Ultra

RACE 14 - STATISTICS

Competitors Started 18
Planned Start 2023-07-02 @ 16:40:00.000
Actual Start 2023-07-02 @ 16:42:12.450
Finish Time 2023-07-02 @ 16:51:51.056
Track Length 2.1800mi.
Total Laps 108
Total Distance Covered 235.4420mi.

Session Fastest Lap History

NO	CL	NAME	LAP TIME	TIME OF DAY	LAP	VEHICLE
196	U	Kieran SMITH	1:35.735	16:45:29.347	2	Suzuki GSXR 1000
196	U	Kieran SMITH	1:34.555	16:47:03.901	3	Suzuki GSXR 1000
196	U	Kieran SMITH	1:34.056	16:48:37.957	4	Suzuki GSXR 1000

Session Leader History

NO	CL	NAME	FROM LAP	LAPS LED	DISTANCE	VEHICLE
196	U	Kieran SMITH	1	6	13.08 miles	Suzuki GSXR 1000

Flag History

TYPE	TIME OF DAY
GREEN	16:42:12.450
FINISH	16:51:51.056

Flag Statistics

TYPE	COUNT	TOTAL LAPS	TOTAL TIME
Green	1	6	11:12.129
Red	0	0	0.000
Safety Car	0	0	0.000
FCY	0	0	0.000

BMCRC - MRO Championships 2023 - Rnd 5 @ Cadwell Park

BMCRC Thunderbike Extreme & Ultra

RACE 14 - STATISTICS

CLASS : E

6 Starters

Fastest Lap History

NO	NAME	LAP TIME	TIME OF DAY	LAP	VEHICLE
168	Ian ASHBY	1:40.598	16:45:40.449	2	TRIUMPH 955I
168	Ian ASHBY	1:40.150	16:47:20.600	3	TRIUMPH 955I
52	Barry MANTELL	1:40.076	16:50:44.893	5	Honda 929 FIREBLADE

Leader History

NO	NAME	FROM LAP	LAPS LED	DISTANCE	VEHICLE
168	Ian ASHBY	1	6	13.08 miles	TRIUMPH 955I

BMCRC - MRO Championships 2023 - Rnd 5 @ Cadwell Park

BMCRC Thunderbike Extreme & Ultra

RACE 14 - STATISTICS

CLASS : U

12 Starters

Fastest Lap History

NO	NAME	LAP TIME	TIME OF DAY	LAP	VEHICLE
196	Kieran SMITH	1:35.735	16:45:29.347	2	Suzuki GSXR 1000
196	Kieran SMITH	1:34.555	16:47:03.901	3	Suzuki GSXR 1000
196	Kieran SMITH	1:34.056	16:48:37.957	4	Suzuki GSXR 1000

Leader History

NO	NAME	FROM LAP	LAPS LED	DISTANCE	VEHICLE
196	Kieran SMITH	1	6	13.08 miles	Suzuki GSXR 1000



BMCRC THUNDERBIKE SPORT & BMCRC SUPERTWINS

Supported by Steve Jordan Motorcycles



BMCRC-MRO Championships - Round 5

Cadwell Park

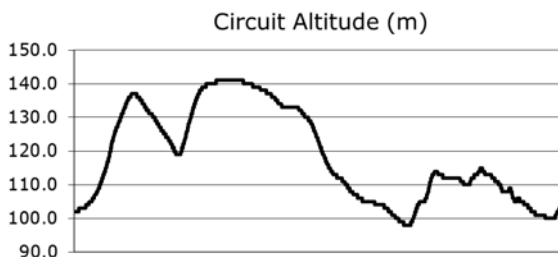
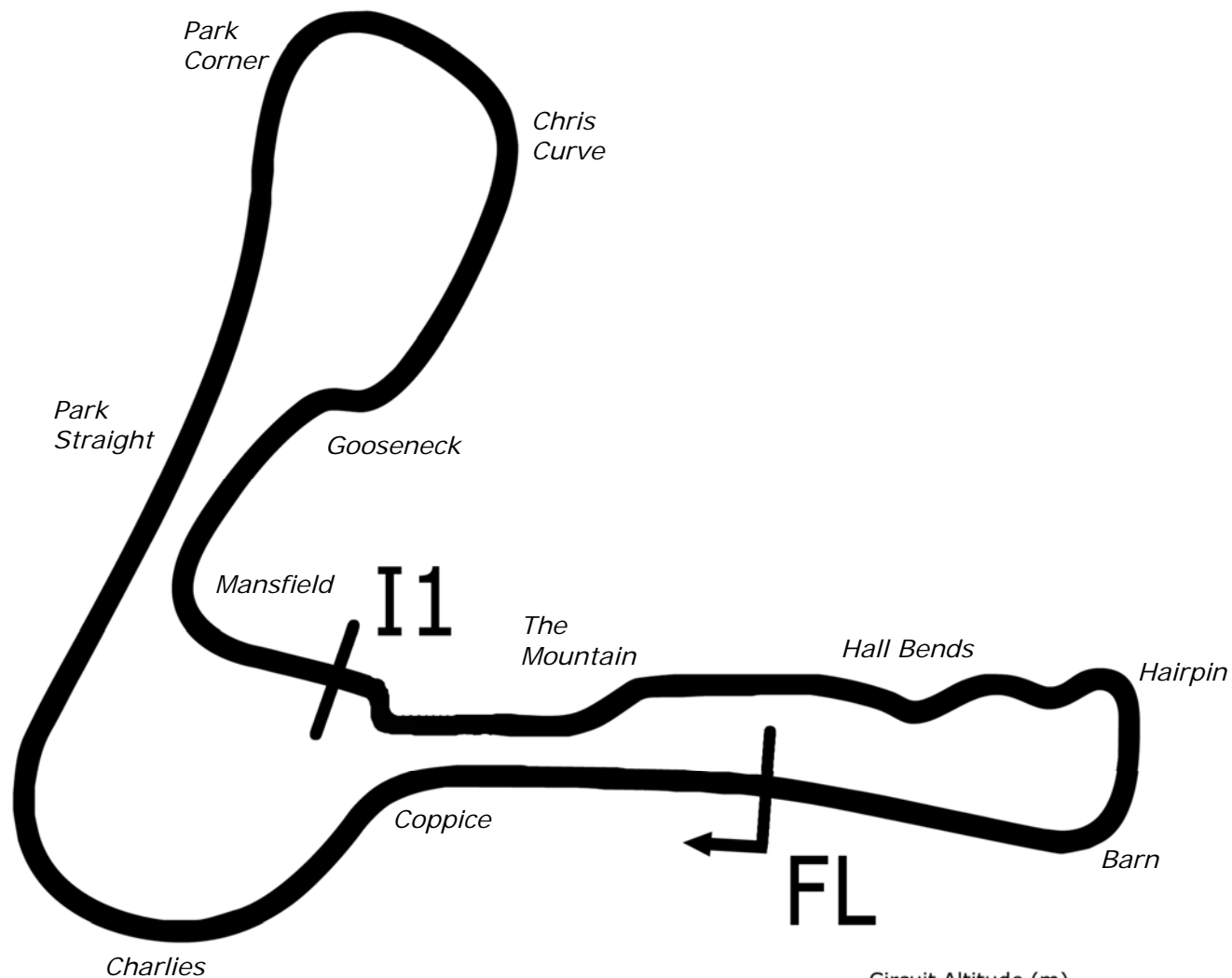
1st / 2nd July 2023



Timing & Results Provided by Timing Solutions Ltd

www.tsl-timing.com

Cadwell Park



Length	2.1800 miles	3508.4 m	
FL		53.31024 N	0.05940 W
I1	2330m	53.30708 N	0.06270 W
Pit Entry	3472m	53.31103 N	0.05889 W
Pit Exit	0m after FL	53.31030 N	0.05940 W
Pit Entry-Pit Exit 92m, 6.6s @50kph, 5.5s @60kph			

All results available at www.tsl-timing.com

BMCRC - MRO Championships 2023 - Rnd 5 @ Cadwell Park



Thunderbike Sport & Extreme & Supertwins

QUALIFYING - CLASSIFICATION

POS	NO	CL	PIC NAME	ENTRY	TIME	ON	LAPS	GAP	DIFF	MPH	
1	0		1	Jeremy HILL	Yamaha R6 - Silver Arrows Racing / LT-Info.com	1:40.699	3	3		77.93	
2	78	U	1	Jamie THOMAS	Suzuki GSXR 1000 - Team RubyRacing DART Motors	1:40.775	3	6	0.076	0.076	77.87
3	92		2	Tommi CALDWELL	Yamaha YZF-R6 - DART Motorsport	1:40.786	4	5	0.087	0.011	77.86
4	52	E	1	Barry MANTELL	Honda 929 FIREBLADE - Swedish car connection	1:40.941	3	6	0.242	0.155	77.74
5	97		3	Alex MANN	Honda CBR600RR - Michael Jones Jeweller, Esprit C	1:41.199	4	4	0.500	0.258	77.55
6	168	E	2	Ian ASHBY	TRIUMPH 955i - Clive Wood Triumph	1:41.215	4	6	0.516	0.016	77.53
7	52		4	Elliot FRICKER	Honda CBR600 - Credit card	1:41.371	5	6	0.672	0.156	77.41
8	33		5	Mark BISWELL	Yamaha FZR600R - Bizzle Bikesport	1:41.748	6	6	1.049	0.377	77.13
9	69		6	Tony RUSSO	Yamaha R6 - Wymark Lubricants	1:41.765	6	6	1.066	0.017	77.11
10	151		7	Andrew DENYER	Yamaha OW01 - me	1:42.077	5	5	1.378	0.312	76.88
11	118	E	3	Darren CORKETT	Suzuki GSXR 600 - Jackson & Phillips	1:43.147	6	6	2.448	1.070	76.08
12	129	E	4	Derek CRIPPS	Yamaha R1 - Team FBR	1:43.340	6	6	2.641	0.193	75.94
13	25		8	Harrison DAY	Yamaha R6 -	1:43.822	5	5	3.123	0.482	75.59
14	81		9	Malvern MAY	Honda CBR600RR - IMP racing	1:43.944	5	5	3.245	0.122	75.50
15	77		10	David MAY	Suzuki GSXR600 - Orchard cooling/ team Silver Arrow	1:44.396	6	6	3.697	0.452	75.17
16	41	E	5	David ABRAHAM	Yamaha R1 - Cambridge Motorcycles	1:44.685	5	5	3.986	0.289	74.96
17	196*	U	2	Kieran SMITH	Suzuki GSXR 1000 -	1:45.222	5	5	4.523	0.537	74.58
18	48		11	Shaun WALLIS	Yamaha R6 - MBC Despatch Racing	1:46.442	6	6	5.743	1.220	73.73
19	7	R	1	Darren TAYLOR	Kawasaki ZX6R -	1:46.710	5	5	6.011	0.268	73.54
20	57		12	Paul NEWMAN	Yamaha R6 - Scarlett racing	1:47.056	3	6	6.357	0.346	73.30
21	699		13	Simon WHALL	Yamaha R6 -	1:47.224	3	6	6.525	0.168	73.19
22	173	SUP	1	Nick ALLISON	Aprilia RS660 -	1:47.278	5	6	6.579	0.054	73.15
23	994	R	2	Adrian HOWARD	Suzuki GSXR 600 - Geary Roofing & Building Services	1:48.397	5	5	7.698	1.119	72.40
24	60		14	Aiden GOODINGS	Honda CBR600F4 - Micky G Racing	1:48.898	4	5	8.199	0.501	72.06
25	10		15	Robert BEAN	Kawasaki ZXR 750 - Mean Green Bean Motorcycles	1:49.041	5	5	8.342	0.143	71.97
26	71		16	Colin CLUNE	Suzuki SV650 -	1:49.519	5	5	8.820	0.478	71.65
27	44	SUP	2	Tony PARKER	Kawasaki ER650RR - insta/youtube - 44notpol	1:50.816	4	5	10.117	1.297	70.82
28	67	R	3	Simon HARVEY	Suzuki SV650 -	1:50.883	4	4	10.184	0.067	70.77
29	51		17	Paul BEESLEY	Yamaha R6 -	1:50.904	5	5	10.205	0.021	70.76
30	26	SUP	3	Piers DARBY	Suzuki SV650 - Darby Racing	1:50.975	3	3	10.276	0.071	70.71
31	11		18	Malcolm BATE	Kawasaki ZX7R - Hartjay	1:51.047	2	5	10.348	0.072	70.67
32	84		19	Ricardo BRANCO	Yamaha R6 - IMP Racing	1:51.334	5	5	10.635	0.287	70.49
33	74	SUP	4	Daniel BLACK	Suzuki SV650 - DAD	1:52.376	4	4	11.677	1.042	69.83
34	40		20	Simon WILKINSON	Suzuki SV650 - S P Wilkinson Engineering Ltd	1:52.788	5	5	12.089	0.412	69.58
35	212	E	6	Martin BRADER	Aprilia RSVR - Infinity PM	1:52.961	5	5	12.262	0.173	69.47
36	127	R	4	Matthew CHAM	Ducati MONSTER 696 -	1:54.479	4	4	13.780	1.518	68.55
37	138	SUP	5	Craig JARMIN	Suzuki SV 650 - SK PreP	1:54.741	4	5	14.042	0.262	68.39
38	281		21	Daniel FARLEY	Suzuki SV650 - F-TECH FIRE & ELECTRICAL LTD	1:55.123	3	5	14.424	0.382	68.17
39	910	R	5	Harry GOWER	Suzuki SV650 - RightGear Motorcycles	1:56.229	5	5	15.530	1.106	67.52
40	19		22	Dean FARNWORTH	Suzuki GSXR600 - DMFS ltd	2:02.589	3	3	21.890	6.360	64.01
41	99		23	Lee BELLOTTI	Kawasaki ZX6R - Linda Bellotti (Mum)					0	

* No. 196 - Lap 2 lap time disallowed - cutting chicane

Weather / Track : Cloudy / Dry

These results are provisional until the conclusion of any judicial and technical matters.

Cadwell Park: 2.1800 miles

Date: 01/07/2023 Start: 09:00 Finish: 09:10

Clerk Of Course :	Stewards :	Timekeeper : <i>Craig Smith</i>
-------------------	------------	------------------------------------

Results can be found at www.tsl-timing.com

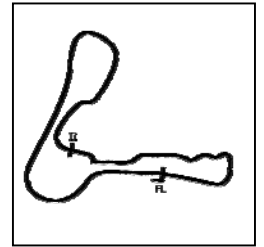
Printed - 09:12 Saturday, 01 July 2023



BMCRC - MRO Championships 2023 - Rnd 5 @ Cadwell Park

Thunderbike Sport & Extreme & Supertwins

QUALIFYING - SECTOR ANALYSIS



SECTOR 1 = FL to I1, SECTOR 2 = I1 to FL, DIFF = Difference To Personal Best Lap, P = Crossed Finish Line in Pit Lane, D = Time Disallowed

P1		0		Jeremy HILL		Yamaha R6 - Silver Arrows Racing / LT-Info.com	
IDEAL LAP TIME : 1:40.699		BEST LAP TIME : 1:40.699		DIFFERENCE : 0.000			
LAP	SECTOR 1	SECTOR 2	LAP TIME	MPH	DIFF	TIME OF DAY	
1 -	1:00.488	43.936	1:44.424 (3)	75.15	3.725	09:02:38.030	
2 -	58.670	43.872	1:42.542 (2)	76.53	1.843	09:04:20.572	
3 -	58.279	42.420	1:40.699 (1)	77.93		09:06:01.271	

P2		78 U		Jamie THOMAS		Suzuki GSXR 1000 - Team RubyRacing DART Motorsport	
IDEAL LAP TIME : 1:40.582		BEST LAP TIME : 1:40.775		DIFFERENCE : 0.193			
LAP	SECTOR 1	SECTOR 2	LAP TIME	MPH	DIFF	TIME OF DAY	
1 -	1:00.274	42.919	1:43.193	76.05	2.418	09:02:39.221	
2 -	59.461	42.539	1:42.000	76.94	1.225	09:04:21.221	
3 -	59.102	41.673	1:40.775 (1)	77.87		09:06:01.996	
4 -	58.909	41.938	1:40.847 (2)	77.82	0.072	09:07:42.843	
5 -	59.655	42.308	1:41.963 (3)	76.96	1.188	09:09:24.806	
6 -	1:00.635	41.870	1:42.505	76.56	1.730	09:11:07.311	

P3		92		Tommi CALDWELL		Yamaha YZF-R6 - DART Motorsport	
IDEAL LAP TIME : 1:40.673		BEST LAP TIME : 1:40.786		DIFFERENCE : 0.113			
LAP	SECTOR 1	SECTOR 2	LAP TIME	MPH	DIFF	TIME OF DAY	
1 -	1:01.327	44.360	1:45.687	74.25	4.901	09:02:42.344	
2 -	59.297	43.966	1:43.263 (3)	76.00	2.477	09:04:25.607	
3 -	58.948	42.838	1:41.786 (2)	77.10	1.000	09:06:07.393	
4 -	57.835	42.951	1:40.786 (1)	77.86		09:07:48.179	
5 -	57.904	45.502	1:43.406	75.89	2.620	09:09:31.585	

P4		52 E		Barry MANTELL		Honda 929 FIREBLADE - Swedish car connection	
IDEAL LAP TIME : 1:40.917		BEST LAP TIME : 1:40.941		DIFFERENCE : 0.024			
LAP	SECTOR 1	SECTOR 2	LAP TIME	MPH	DIFF	TIME OF DAY	
1 -	1:04.071	43.824	1:47.895	72.73	6.954	09:02:45.962	
2 -	59.610	43.154	1:42.764 (3)	76.36	1.823	09:04:28.726	
3 -	58.545	42.396	1:40.941 (1)	77.74		09:06:09.667	
4 -	58.521	42.821	1:41.342 (2)	77.44	0.401	09:07:51.009	
5 -	59.286	43.668	1:42.954	76.22	2.013	09:09:33.963	
6 -	59.917	43.926	1:43.843	75.57	2.902	09:11:17.806	

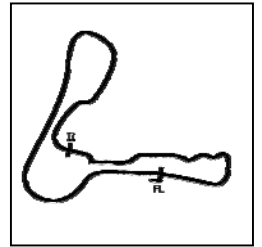
P5		97		Alex MANN		Honda CBR600RR - Michael Jones Jeweller, Esprit Group, Ca	
IDEAL LAP TIME : 1:41.120		BEST LAP TIME : 1:41.199		DIFFERENCE : 0.079			
LAP	SECTOR 1	SECTOR 2	LAP TIME	MPH	DIFF	TIME OF DAY	
1 -	1:03.173	44.636	1:47.809	72.79	6.610	09:04:21.079	
2 -	1:00.059	42.481	1:42.540 (3)	76.53	1.341	09:06:03.619	
3 -	59.008	42.318	1:41.326 (2)	77.45	0.127	09:07:44.945	
4 -	58.802	42.397	1:41.199 (1)	77.55		09:09:26.144	

P6		168 E		Ian ASHBY		TRIUMPH 955I - Clive Wood Triumph	
IDEAL LAP TIME : 1:41.147		BEST LAP TIME : 1:41.215		DIFFERENCE : 0.068			
LAP	SECTOR 1	SECTOR 2	LAP TIME	MPH	DIFF	TIME OF DAY	
1 -	1:03.079	44.060	1:47.139	73.25	5.924	09:02:44.376	
2 -	59.977	42.711	1:42.688	76.42	1.473	09:04:27.064	
3 -	59.140	42.537	1:41.677 (3)	77.18	0.462	09:06:08.741	
4 -	58.610	42.605	1:41.215 (1)	77.53		09:07:49.956	
5 -	58.956	42.543	1:41.499 (2)	77.32	0.284	09:09:31.455	
6 -	58.682	43.990	1:42.672	76.43	1.457	09:11:14.127	

BMCRC - MRO Championships 2023 - Rnd 5 @ Cadwell Park

Thunderbike Sport & Extreme & Supertwins

QUALIFYING - SECTOR ANALYSIS



SECTOR 1 = FL to I1, SECTOR 2 = I1 to FL, DIFF = Difference To Personal Best Lap, P = Crossed Finish Line in Pit Lane, D = Time Disallowed

P7 52		Elliot FRICKER		Honda CBR600 - Credit card			
IDEAL LAP TIME : 1:41.371		BEST LAP TIME : 1:41.371		DIFFERENCE : 0.000			
LAP	SECTOR 1	SECTOR 2	LAP TIME	MPH	DIFF	TIME OF DAY	
1 -	1:02.709	44.069	1:46.778	73.49	5.407	09:02:43.123	
2 -	59.683	43.248	1:42.931 (3)	76.24	1.560	09:04:26.054	
3 -	58.958	43.418	1:42.376 (2)	76.65	1.005	09:06:08.430	
4 -	59.350	46.097	1:45.447	74.42	4.076	09:07:53.877	
5 -	58.520	42.851	1:41.371 (1)	77.41		09:09:35.248	
6 -	59.446	44.918	1:44.364	75.19	2.993	09:11:19.612	

P8 33		Mark BISWELL		Yamaha FZR600R - Bizzle Bikesport			
IDEAL LAP TIME : 1:41.679		BEST LAP TIME : 1:41.748		DIFFERENCE : 0.069			
LAP	SECTOR 1	SECTOR 2	LAP TIME	MPH	DIFF	TIME OF DAY	
1 -	1:04.511	44.426	1:48.937	72.04	7.189	09:03:05.925	
2 -	1:00.334	45.444	1:45.778	74.19	4.030	09:04:51.703	
3 -	59.469	43.875	1:43.344 (3)	75.94	1.596	09:06:35.047	
4 -	59.573	44.113	1:43.686	75.69	1.938	09:08:18.733	
5 -	1:00.472	42.704	1:43.176 (2)	76.06	1.428	09:10:01.909	
6 -	58.975	42.773	1:41.748 (1)	77.13		09:11:43.657	

P9 69		Tony RUSSO		Yamaha R6 - Wymark Lubricants			
IDEAL LAP TIME : 1:41.765		BEST LAP TIME : 1:41.765		DIFFERENCE : 0.000			
LAP	SECTOR 1	SECTOR 2	LAP TIME	MPH	DIFF	TIME OF DAY	
1 -	1:05.044	45.706	1:50.750	70.86	8.985	09:02:50.413	
2 -	1:00.022	43.363	1:43.385	75.91	1.620	09:04:33.798	
3 -	59.316	43.935	1:43.251	76.00	1.486	09:06:17.049	
4 -	59.154	43.559	1:42.713 (3)	76.40	0.948	09:07:59.762	
5 -	59.034	43.282	1:42.316 (2)	76.70	0.551	09:09:42.078	
6 -	58.805	42.960	1:41.765 (1)	77.11		09:11:23.843	

P10 151		Andrew DENYER		Yamaha OW01 - me			
IDEAL LAP TIME : 1:42.077		BEST LAP TIME : 1:42.077		DIFFERENCE : 0.000			
LAP	SECTOR 1	SECTOR 2	LAP TIME	MPH	DIFF	TIME OF DAY	
1 -	1:06.800	49.101	1:55.901	67.71	13.824	09:03:27.001	
2 -	1:01.705	44.179	1:45.884 (3)	74.11	3.807	09:05:12.885	
3 -	1:03.374	43.442	1:46.816	73.47	4.739	09:06:59.701	
4 -	1:00.053	43.629	1:43.682 (2)	75.69	1.605	09:08:43.383	
5 -	59.578	42.499	1:42.077 (1)	76.88		09:10:25.460	

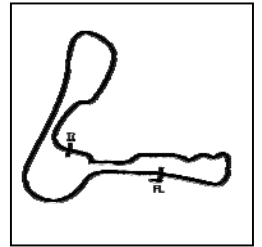
P11 118 E		Darren CORKETT		Suzuki GSXR 600 - Jackson & Phillips			
IDEAL LAP TIME : 1:42.277		BEST LAP TIME : 1:43.147		DIFFERENCE : 0.870			
LAP	SECTOR 1	SECTOR 2	LAP TIME	MPH	DIFF	TIME OF DAY	
1 -	1:08.389	48.179	1:56.568	67.32	13.421	09:03:02.144	
2 -	1:02.984	46.838	1:49.822	71.46	6.675	09:04:51.966	
3 -	1:00.565	43.494	1:44.059 (3)	75.41	0.912	09:06:36.025	
4 -	59.962	43.746	1:43.708 (2)	75.67	0.561	09:08:19.733	
5 -	1:01.422	44.423	1:45.845	74.14	2.698	09:10:05.578	
6 -	1:00.832	42.315	1:43.147 (1)	76.08		09:11:48.725	

P12 129 E		Derek CRIPPS		Yamaha R1 - Team FBR			
IDEAL LAP TIME : 1:43.340		BEST LAP TIME : 1:43.340		DIFFERENCE : 0.000			
LAP	SECTOR 1	SECTOR 2	LAP TIME	MPH	DIFF	TIME OF DAY	
1 -	1:08.603	47.656	1:56.259	67.50	12.919	09:03:02.283	
2 -	1:01.986	45.579	1:47.565	72.96	4.225	09:04:49.848	
3 -	1:00.952	44.435	1:45.387	74.46	2.047	09:06:35.235	
4 -	1:00.339	43.993	1:44.332 (2)	75.22	0.992	09:08:19.567	
5 -	1:00.565	44.675	1:45.240 (3)	74.57	1.900	09:10:04.807	
6 -	59.935	43.405	1:43.340 (1)	75.94		09:11:48.147	

BMCRC - MRO Championships 2023 - Rnd 5 @ Cadwell Park

Thunderbike Sport & Extreme & Supertwins

QUALIFYING - SECTOR ANALYSIS



SECTOR 1 = FL to I1, SECTOR 2 = I1 to FL, DIFF = Difference To Personal Best Lap, P = Crossed Finish Line in Pit Lane, D = Time Disallowed

P13 25		Harrison DAY		Yamaha R6 -			
IDEAL LAP TIME : 1:43.822		BEST LAP TIME : 1:43.822		DIFFERENCE : 0.000			
LAP	SECTOR 1	SECTOR 2	LAP TIME	MPH	DIFF	TIME OF DAY	
1 -	1:10.226	48.650	1:58.876	66.01	15.054	09:03:15.761	
2 -	1:04.463	48.363	1:52.826	69.55	9.004	09:05:08.587	
3 -	1:04.290	45.428	1:49.718 (3)	71.52	5.896	09:06:58.305	
4 -	1:01.041	45.607	1:46.648 (2)	73.58	2.826	09:08:44.953	
5 -	1:00.108	43.714	1:43.822 (1)	75.59		09:10:28.775	

P14 81		Malvern MAY		Honda CBR600RR - IMP racing			
IDEAL LAP TIME : 1:43.944		BEST LAP TIME : 1:43.944		DIFFERENCE : 0.000			
LAP	SECTOR 1	SECTOR 2	LAP TIME	MPH	DIFF	TIME OF DAY	
1 -	1:07.968	46.852	1:54.820	68.35	10.876	09:03:12.364	
2 -	1:01.847	45.188	1:47.035	73.32	3.091	09:04:59.399	
3 -	1:02.870	44.079	1:46.949 (3)	73.38	3.005	09:06:46.348	
4 -	1:01.562	44.063	1:45.625 (2)	74.30	1.681	09:08:31.973	
5 -	1:00.287	43.657	1:43.944 (1)	75.50		09:10:15.917	

P15 77		David MAY		Suzuki GSXR600 - Orchard cooling/ team Silver Arrows			
IDEAL LAP TIME : 1:44.396		BEST LAP TIME : 1:44.396		DIFFERENCE : 0.000			
LAP	SECTOR 1	SECTOR 2	LAP TIME	MPH	DIFF	TIME OF DAY	
1 -	1:04.091	45.121	1:49.212	71.86	4.816	09:02:45.837	
2 -	1:01.337	44.518	1:45.855	74.13	1.459	09:04:31.692	
3 -	1:01.278	43.924	1:45.202 (2)	74.59	0.806	09:06:16.894	
4 -	1:01.311	44.030	1:45.341	74.50	0.945	09:08:02.235	
5 -	1:01.331	43.907	1:45.238 (3)	74.57	0.842	09:09:47.473	
6 -	1:00.931	43.465	1:44.396 (1)	75.17		09:11:31.869	

P16 41 E		David ABRAHAM		Yamaha R1 - Cambridge Motorcycles			
IDEAL LAP TIME : 1:44.685		BEST LAP TIME : 1:44.685		DIFFERENCE : 0.000			
LAP	SECTOR 1	SECTOR 2	LAP TIME	MPH	DIFF	TIME OF DAY	
1 -	1:08.181	49.857	1:58.038	66.48	13.353	09:03:32.329	
2 -	1:02.453	46.283	1:48.736 (3)	72.17	4.051	09:05:21.065	
3 -	1:01.922	45.710	1:47.632 (2)	72.91	2.947	09:07:08.697	
4 -	1:07.560	44.878	1:52.438	69.79	7.753	09:09:01.135	
5 -	1:00.394	44.291	1:44.685 (1)	74.96		09:10:45.820	

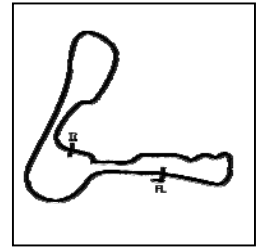
P17 196 U		Kieran SMITH		Suzuki GSXR 1000 -			
IDEAL LAP TIME : 1:43.589		BEST LAP TIME : 1:45.222		DIFFERENCE : 1.633			
LAP	SECTOR 1	SECTOR 2	LAP TIME	MPH	DIFF	TIME OF DAY	
1 -	1:05.082	44.498	1:49.580	71.61	4.358	09:03:53.290	
2 -	1:00.262	43.354	1:43.616 D	75.74		09:05:36.906	
3 -	1:00.235	45.444	1:45.679 (2)	74.26	0.457	09:07:22.585	
4 -	1:00.999	45.212	1:46.211 (3)	73.89	0.989	09:09:08.796	
5 -	1:00.719	44.503	1:45.222 (1)	74.58		09:10:54.018	

P18 48		Shaun WALLIS		Yamaha R6 - MBC Despatch Racing			
IDEAL LAP TIME : 1:46.442		BEST LAP TIME : 1:46.442		DIFFERENCE : 0.000			
LAP	SECTOR 1	SECTOR 2	LAP TIME	MPH	DIFF	TIME OF DAY	
1 -	1:06.607	46.633	1:53.240	69.30	6.798	09:02:55.674	
2 -	1:02.881	45.006	1:47.887 (3)	72.74	1.445	09:04:43.561	
3 -	1:02.519	44.654	1:47.173 (2)	73.22	0.731	09:06:30.734	
4 -	1:03.387	45.536	1:48.923	72.05	2.481	09:08:19.657	
5 -	1:04.983	45.872	1:50.855	70.79	4.413	09:10:10.512	
6 -	1:02.069	44.373	1:46.442 (1)	73.73		09:11:56.954	

BMCRC - MRO Championships 2023 - Rnd 5 @ Cadwell Park

Thunderbike Sport & Extreme & Supertwins

QUALIFYING - SECTOR ANALYSIS



SECTOR 1 = FL to I1, SECTOR 2 = I1 to FL, DIFF = Difference To Personal Best Lap, P = Crossed Finish Line in Pit Lane, D = Time Disallowed

P19		7 R		Darren TAYLOR		Kawasaki ZX6R -	
IDEAL LAP TIME : 1:46.710		BEST LAP TIME : 1:46.710		DIFFERENCE : 0.000			
LAP	SECTOR 1	SECTOR 2	LAP TIME	MPH	DIFF	TIME OF DAY	
1 -	1:08.986	46.313	1:55.299	68.06	8.589	09:02:51.706	
2 -	1:03.563	45.199	1:48.762 (3)	72.15	2.052	09:04:40.468	
3 -	1:03.595	45.298	1:48.893	72.07	2.183	09:06:29.361	
4 -	1:02.823	44.834	1:47.657 (2)	72.89	0.947	09:08:17.018	
5 -	1:02.655	44.055	1:46.710 (1)	73.54		09:10:03.728	

P20		57		Paul NEWMAN		Yamaha R6 - Scarlett racing	
IDEAL LAP TIME : 1:46.774		BEST LAP TIME : 1:47.056		DIFFERENCE : 0.282			
LAP	SECTOR 1	SECTOR 2	LAP TIME	MPH	DIFF	TIME OF DAY	
1 -	1:06.368	46.645	1:53.013	69.44	5.957	09:02:54.899	
2 -	1:03.039	45.169	1:48.208	72.52	1.152	09:04:43.107	
3 -	1:02.054	45.002	1:47.056 (1)	73.30		09:06:30.163	
4 -	1:03.172	44.948	1:48.120	72.58	1.064	09:08:18.283	
5 -	1:02.568	45.242	1:47.810 (3)	72.79	0.754	09:10:06.093	
6 -	1:02.582	44.720	1:47.302 (2)	73.13	0.246	09:11:53.395	

P21		699		Simon WHALL		Yamaha R6 -	
IDEAL LAP TIME : 1:46.907		BEST LAP TIME : 1:47.224		DIFFERENCE : 0.317			
LAP	SECTOR 1	SECTOR 2	LAP TIME	MPH	DIFF	TIME OF DAY	
1 -	1:05.901	46.689	1:52.590	69.70	5.366	09:02:55.220	
2 -	1:02.258	44.991	1:47.249 (2)	73.17	0.025	09:04:42.469	
3 -	1:02.071	45.153	1:47.224 (1)	73.19		09:06:29.693	
4 -	1:03.313	44.836	1:48.149	72.56	0.925	09:08:17.842	
5 -	1:02.655	44.986	1:47.641 (3)	72.90	0.417	09:10:05.483	
6 -	1:03.288	45.175	1:48.463	72.35	1.239	09:11:53.946	

P22		173 SUP		Nick ALLISON		Aprilia RS660 -	
IDEAL LAP TIME : 1:47.278		BEST LAP TIME : 1:47.278		DIFFERENCE : 0.000			
LAP	SECTOR 1	SECTOR 2	LAP TIME	MPH	DIFF	TIME OF DAY	
1 -	1:05.259	46.100	1:51.359	70.47	4.081	09:02:52.959	
2 -	1:02.858	44.977	1:47.835 (2)	72.77	0.557	09:04:40.794	
3 -	1:02.978	45.190	1:48.168 (3)	72.55	0.890	09:06:28.962	
4 -	1:03.651	44.816	1:48.467	72.35	1.189	09:08:17.429	
5 -	1:02.597	44.681	1:47.278 (1)	73.15		09:10:04.707	
6 -	1:03.251	44.977	1:48.228	72.51	0.950	09:11:52.935	

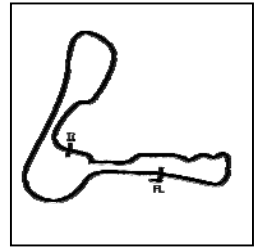
P23		994 R		Adrian HOWARD		Suzuki GSXR 600 - Geary Roofing & Building Services	
IDEAL LAP TIME : 1:48.198		BEST LAP TIME : 1:48.397		DIFFERENCE : 0.199			
LAP	SECTOR 1	SECTOR 2	LAP TIME	MPH	DIFF	TIME OF DAY	
1 -	1:06.596	46.869	1:53.465	69.16	5.068	09:03:08.929	
2 -	1:03.715	46.357	1:50.072	71.29	1.675	09:04:59.001	
3 -	1:03.677	45.500	1:49.177 (3)	71.88	0.780	09:06:48.178	
4 -	1:02.698	46.039	1:48.737 (2)	72.17	0.340	09:08:36.915	
5 -	1:02.721	45.676	1:48.397 (1)	72.40		09:10:25.312	

P24		60		Aiden GOODINGS		Honda CBR600F4 - Micky G Racing	
IDEAL LAP TIME : 1:48.187		BEST LAP TIME : 1:48.898		DIFFERENCE : 0.711			
LAP	SECTOR 1	SECTOR 2	LAP TIME	MPH	DIFF	TIME OF DAY	
1 -	1:09.461	49.841	1:59.302	65.78	10.404	09:03:22.160	
2 -	1:03.345	46.516	1:49.861 (3)	71.43	0.963	09:05:12.021	
3 -	1:27.319	45.222	2:12.541	59.21	23.643	09:07:24.562	
4 -	1:02.965	45.933	1:48.898 (1)	72.06		09:09:13.460	
5 -	1:04.142	45.688	1:49.830 (2)	71.45	0.932	09:11:03.290	

BMCRC - MRO Championships 2023 - Rnd 5 @ Cadwell Park

Thunderbike Sport & Extreme & Supertwins

QUALIFYING - SECTOR ANALYSIS



SECTOR 1 = FL to I1, SECTOR 2 = I1 to FL, DIFF = Difference To Personal Best Lap, P = Crossed Finish Line in Pit Lane, D = Time Disallowed

P25 10		Robert BEAN		Kawasaki ZXR 750 - Mean Green Bean Motorcycles			
IDEAL LAP TIME : 1:49.041		BEST LAP TIME : 1:49.041		DIFFERENCE : 0.000			
LAP	SECTOR 1	SECTOR 2	LAP TIME	MPH	DIFF	TIME OF DAY	
1 -	1:12.657	48.654	2:01.311	64.69	12.270	09:03:22.892	
2 -	1:05.691	46.959	1:52.650 (2)	69.66	3.609	09:05:15.542	
3 -	1:05.667	47.147	1:52.814 (3)	69.56	3.773	09:07:08.356	
4 -	1:07.436	45.389	1:52.825	69.55	3.784	09:09:01.181	
5 -	1:03.996	45.045	1:49.041 (1)	71.97		09:10:50.222	

P26 71		Colin CLUNE		Suzuki SV650 -			
IDEAL LAP TIME : 1:49.519		BEST LAP TIME : 1:49.519		DIFFERENCE : 0.000			
LAP	SECTOR 1	SECTOR 2	LAP TIME	MPH	DIFF	TIME OF DAY	
1 -	1:09.083	48.173	1:57.256	66.93	7.737	09:03:12.614	
2 -	1:04.025	46.367	1:50.392 (3)	71.09	0.873	09:05:03.006	
3 -	1:05.947	46.407	1:52.354	69.85	2.835	09:06:55.360	
4 -	1:03.676	46.183	1:49.859 (2)	71.43	0.340	09:08:45.219	
5 -	1:03.635	45.884	1:49.519 (1)	71.65		09:10:34.738	

P27 44 SUP		Tony PARKER		Kawasaki ER650RR - insta/youtube - 44notpol			
IDEAL LAP TIME : 1:50.816		BEST LAP TIME : 1:50.816		DIFFERENCE : 0.000			
LAP	SECTOR 1	SECTOR 2	LAP TIME	MPH	DIFF	TIME OF DAY	
1 -	1:09.621	49.442	1:59.063	65.91	8.247	09:03:28.305	
2 -	1:10.665	49.733	2:00.398	65.18	9.582	09:05:28.703	
3 -	1:06.196	47.594	1:53.790 (2)	68.96	2.974	09:07:22.493	
4 -	1:04.352	46.464	1:50.816 (1)	70.82		09:09:13.309	
5 -	1:07.239	47.012	1:54.251 (3)	68.69	3.435	09:11:07.560	

P28 67 R		Simon HARVEY		Suzuki SV650 -			
IDEAL LAP TIME : 1:50.883		BEST LAP TIME : 1:50.883		DIFFERENCE : 0.000			
LAP	SECTOR 1	SECTOR 2	LAP TIME	MPH	DIFF	TIME OF DAY	
1 -	1:10.007	48.172	1:58.179	66.40	7.296	09:05:25.633	
2 -	1:06.198	46.910	1:53.108 (2)	69.38	2.225	09:07:18.741	
3 -	1:06.079	47.466	1:53.545 (3)	69.11	2.662	09:09:12.286	
4 -	1:04.231	46.652	1:50.883 (1)	70.77		09:11:03.169	

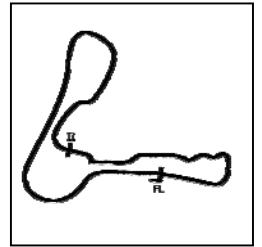
P29 51		Paul BEESLEY		Yamaha R6 -			
IDEAL LAP TIME : 1:50.904		BEST LAP TIME : 1:50.904		DIFFERENCE : 0.000			
LAP	SECTOR 1	SECTOR 2	LAP TIME	MPH	DIFF	TIME OF DAY	
1 -	1:10.291	49.445	1:59.736	65.54	8.832	09:03:14.420	
2 -	1:05.659	48.410	1:54.069 (2)	68.80	3.165	09:05:08.489	
3 -	1:06.834	52.092	1:58.926 (3)	65.99	8.022	09:07:07.415	
4 -	1:10.912	48.159	1:59.071	65.91	8.167	09:09:06.486	
5 -	1:03.790	47.114	1:50.904 (1)	70.76		09:10:57.390	

P30 26 SUP		Piers DARBY		Suzuki SV650 - Darby Racing			
IDEAL LAP TIME : 1:50.975		BEST LAP TIME : 1:50.975		DIFFERENCE : 0.000			
LAP	SECTOR 1	SECTOR 2	LAP TIME	MPH	DIFF	TIME OF DAY	
1 -	1:07.849	47.780	1:55.629 (3)	67.87	4.654	09:02:57.953	
2 -	1:05.955	48.377	1:54.332 (2)	68.64	3.357	09:04:52.285	
3 -	1:04.903	46.072	1:50.975 (1)	70.71		09:06:43.260	

BMCRC - MRO Championships 2023 - Rnd 5 @ Cadwell Park

Thunderbike Sport & Extreme & Supertwins

QUALIFYING - SECTOR ANALYSIS



SECTOR 1 = FL to I1, SECTOR 2 = I1 to FL, DIFF = Difference To Personal Best Lap, P = Crossed Finish Line in Pit Lane, D = Time Disallowed

P31 11		Malcolm BATE		Kawasaki ZX7R - Hartjay			
IDEAL LAP TIME : 1:50.805		BEST LAP TIME : 1:51.047		DIFFERENCE : 0.242			
LAP	SECTOR 1	SECTOR 2	LAP TIME	MPH	DIFF	TIME OF DAY	
1 -	1:09.848	48.502	1:58.350	66.31	7.303	09:03:21.823	
2 -	1:04.743	46.304	1:51.047 (1)	70.67		09:05:12.870	
3 -	1:05.789	49.236	1:55.025 (3)	68.22	3.978	09:07:07.895	
4 -	1:10.279	46.260	1:56.539	67.34	5.492	09:09:04.434	
5 -	1:04.545	47.611	1:52.156 (2)	69.97	1.109	09:10:56.590	

P32 84		Ricardo BRANCO		Yamaha R6 - IMP Racing			
IDEAL LAP TIME : 1:51.209		BEST LAP TIME : 1:51.334		DIFFERENCE : 0.125			
LAP	SECTOR 1	SECTOR 2	LAP TIME	MPH	DIFF	TIME OF DAY	
1 -	1:09.638	48.686	1:58.324	66.32	6.990	09:03:16.386	
2 -	1:07.371	47.964	1:55.335	68.04	4.001	09:05:11.721	
3 -	1:05.200	49.688	1:54.888 (3)	68.31	3.554	09:07:06.609	
4 -	1:04.430	47.419	1:51.849 (2)	70.16	0.515	09:08:58.458	
5 -	1:04.555	46.779	1:51.334 (1)	70.49		09:10:49.792	

P33 74 SUP		Daniel BLACK		Suzukis SV650 - DAD			
IDEAL LAP TIME : 1:51.120		BEST LAP TIME : 1:52.376		DIFFERENCE : 1.256			
LAP	SECTOR 1	SECTOR 2	LAP TIME	MPH	DIFF	TIME OF DAY	
1 -	1:08.950	50.575	1:59.525	65.66	7.149	09:03:28.180	
2 -	1:06.439	46.785	1:53.224 (2)	69.31	0.848	09:05:21.404	
3 -	1:05.101	48.177	1:53.278 (3)	69.28	0.902	09:07:14.682	
4 -	1:05.002	47.374	1:52.376 (1)	69.83		09:09:07.058	

P34 40		Simon WILKINSON		Suzuki SV650 - S P Wilkinson Engineering Ltd			
IDEAL LAP TIME : 1:50.761		BEST LAP TIME : 1:52.788		DIFFERENCE : 2.027			
LAP	SECTOR 1	SECTOR 2	LAP TIME	MPH	DIFF	TIME OF DAY	
1 -	1:10.315	48.978	1:59.293	65.78	6.505	09:03:17.206	
2 -	1:06.955	48.614	1:55.569 (3)	67.90	2.781	09:05:12.775	
3 -	1:06.232	49.259	1:55.491 (2)	67.95	2.703	09:07:08.266	
4 -	1:09.662	46.190	1:55.852	67.74	3.064	09:09:04.118	
5 -	1:04.571	48.217	1:52.788 (1)	69.58		09:10:56.906	

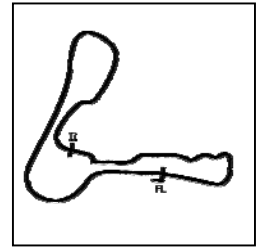
P35 212 E		Martin BRADER		Aprilia RSVR - Infinity PM			
IDEAL LAP TIME : 1:51.812		BEST LAP TIME : 1:52.961		DIFFERENCE : 1.149			
LAP	SECTOR 1	SECTOR 2	LAP TIME	MPH	DIFF	TIME OF DAY	
1 -	1:11.526	48.865	2:00.391	65.18	7.430	09:03:15.666	
2 -	1:07.893	47.884	1:55.777 (3)	67.78	2.816	09:05:11.443	
3 -	1:06.966	49.149	1:56.115	67.58	3.154	09:07:07.558	
4 -	1:08.758	46.886	1:55.644 (2)	67.86	2.683	09:09:03.202	
5 -	1:04.926	48.035	1:52.961 (1)	69.47		09:10:56.163	

P36 127 R		Matthew CHAM		Ducati MONSTER 696 -			
IDEAL LAP TIME : 1:54.431		BEST LAP TIME : 1:54.479		DIFFERENCE : 0.048			
LAP	SECTOR 1	SECTOR 2	LAP TIME	MPH	DIFF	TIME OF DAY	
1 -	1:12.299	49.631	2:01.930	64.36	7.451	09:03:31.801	
2 -	1:07.059	48.768	1:55.827 (3)	67.75	1.348	09:05:27.628	
3 -	1:06.007	48.508	1:54.515 (2)	68.53	0.036	09:07:22.143	
4 -	1:06.055	48.424	1:54.479 (1)	68.55		09:09:16.622	

BMCRC - MRO Championships 2023 - Rnd 5 @ Cadwell Park

Thunderbike Sport & Extreme & Supertwins

QUALIFYING - SECTOR ANALYSIS



SECTOR 1 = FL to I1, SECTOR 2 = I1 to FL, DIFF = Difference To Personal Best Lap, P = Crossed Finish Line in Pit Lane, D = Time Disallowed

P37 138 SUP		Craig JARMIN		Suzuki SV 650 - SK PreP			
IDEAL LAP TIME : 1:54.040		BEST LAP TIME : 1:54.741		DIFFERENCE : 0.701			
LAP	SECTOR 1	SECTOR 2	LAP TIME	MPH	DIFF	TIME OF DAY	
1 -	1:11.252	50.145	2:01.397	64.64	6.656	09:03:22.071	
2 -	1:08.487	48.565	1:57.052	67.04	2.311	09:05:19.123	
3 -	1:06.952	48.582	1:55.534 (3)	67.92	0.793	09:07:14.657	
4 -	1:07.027	47.714	1:54.741 (1)	68.39		09:09:09.398	
5 -	1:06.326	49.038	1:55.364 (2)	68.02	0.623	09:11:04.762	

P38 281		Daniel FARLEY		Suzuki SV650 - F-TECH FIRE & ELECTRICAL LTD			
IDEAL LAP TIME : 1:54.638		BEST LAP TIME : 1:55.123		DIFFERENCE : 0.485			
LAP	SECTOR 1	SECTOR 2	LAP TIME	MPH	DIFF	TIME OF DAY	
1 -	1:13.642	51.246	2:04.888	62.84	9.765	09:03:27.922	
2 -	1:10.050	49.162	1:59.212	65.83	4.089	09:05:27.134	
3 -	1:07.140	47.983	1:55.123 (1)	68.17		09:07:22.257	
4 -	1:06.945	49.449	1:56.394 (2)	67.42	1.271	09:09:18.651	
5 -	1:06.655	50.956	1:57.611 (3)	66.72	2.488	09:11:16.262	

P39 910 R		Harry GOWER		Suzuki SV650 - RightGear Motorcycles			
IDEAL LAP TIME : 1:56.214		BEST LAP TIME : 1:56.229		DIFFERENCE : 0.015			
LAP	SECTOR 1	SECTOR 2	LAP TIME	MPH	DIFF	TIME OF DAY	
1 -	1:14.060	52.861	2:06.921	61.83	10.692	09:03:34.314	
2 -	1:12.020	50.718	2:02.738	63.94	6.509	09:05:37.052	
3 -	1:08.883	48.978	1:57.861 (3)	66.58	1.632	09:07:34.913	
4 -	1:08.844	48.236	1:57.080 (2)	67.03	0.851	09:09:31.993	
5 -	1:07.978	48.251	1:56.229 (1)	67.52		09:11:28.222	

P40 19		Dean FARNWORTH		Suzuki GSXR600 - DMFS Ltd			
IDEAL LAP TIME : 2:02.589		BEST LAP TIME : 2:02.589		DIFFERENCE : 0.000			
LAP	SECTOR 1	SECTOR 2	LAP TIME	MPH	DIFF	TIME OF DAY	
1 -	1:20.635	52.287	2:12.922 (3)	59.04	10.333	09:07:07.269	
2 -	1:15.025	50.737	2:05.762 (2)	62.40	3.173	09:09:13.031	
3 -	1:11.984	50.605	2:02.589 (1)	64.01		09:11:15.620	

BMCRC - MRO Championships 2023 - Rnd 5 @ Cadwell Park

Thunderbike Sport & Extreme & Supertwins

QUALIFYING - BEST SECTORS

SECTOR 1				SECTOR 2				IDEAL / BEST COMPARISON				
POS	NO	NAME	TIME	NO	NAME	TIME	POS	NO	NAME	IDEAL	BEST	DIFF
									PERFECT LAP	1:39.508		
1	92	CALDWELL	57.835	78	THOMAS	41.673	1	78	THOMAS	1:40.582	1:40.775	0.193
2	0	HILL	58.279	118	CORKETT	42.315	2	92	CALDWELL	1:40.673	1:40.786	0.113
3	52	FRICKER	58.520	97	MANN	42.318	3	0	HILL	1:40.699	1:40.699	0.000
4	52	MANTELL	58.521	52	MANTELL	42.396	4	52	MANTELL	1:40.917	1:40.941	0.024
5	168	ASHBY	58.610	0	HILL	42.420	5	97	MANN	1:41.120	1:41.199	0.079
6	97	MANN	58.802	151	DENYER	42.499	6	168	ASHBY	1:41.147	1:41.215	0.068
7	69	RUSSO	58.805	168	ASHBY	42.537	7	52	FRICKER	1:41.371	1:41.371	0.000
8	78	THOMAS	58.909	33	BISWELL	42.704	8	33	BISWELL	1:41.679	1:41.748	0.069
9	33	BISWELL	58.975	92	CALDWELL	42.838	9	69	RUSSO	1:41.765	1:41.765	0.000
10	151	DENYER	59.578	52	FRICKER	42.851	10	151	DENYER	1:42.077	1:42.077	0.000
11	129	CRIPPS	59.935	69	RUSSO	42.960	11	118	CORKETT	1:42.277	1:43.147	0.870
12	118	CORKETT	59.962	196	SMITH	43.354	12	129	CRIPPS	1:43.340	1:43.340	0.000
13	25	DAY	1:00.108	129	CRIPPS	43.405	13	196	SMITH	1:43.589	1:45.222	1.633
14	196	SMITH	1:00.235	77	MAY	43.465	14	25	DAY	1:43.822	1:43.822	0.000
15	81	MAY	1:00.287	81	MAY	43.657	15	81	MAY	1:43.944	1:43.944	0.000
16	41	ABRAHAM	1:00.394	25	DAY	43.714	16	77	MAY	1:44.396	1:44.396	0.000
17	77	MAY	1:00.931	7	TAYLOR	44.055	17	41	ABRAHAM	1:44.685	1:44.685	0.000
18	57	NEWMAN	1:02.054	41	ABRAHAM	44.291	18	48	WALLIS	1:46.442	1:46.442	0.000
19	48	WALLIS	1:02.069	48	WALLIS	44.373	19	7	TAYLOR	1:46.710	1:46.710	0.000
20	699	WHALL	1:02.071	173	ALLISON	44.681	20	57	NEWMAN	1:46.774	1:47.056	0.282
21	173	ALLISON	1:02.597	57	NEWMAN	44.720	21	699	WHALL	1:46.907	1:47.224	0.317
22	7	TAYLOR	1:02.655	699	WHALL	44.836	22	173	ALLISON	1:47.278	1:47.278	0.000
23	994	HOWARD	1:02.698	10	BEAN	45.045	23	60	GOODINGS	1:48.187	1:48.898	0.711
24	60	GOODINGS	1:02.965	60	GOODINGS	45.222	24	994	HOWARD	1:48.198	1:48.397	0.199
25	71	CLUNE	1:03.635	994	HOWARD	45.500	25	10	BEAN	1:49.041	1:49.041	0.000
26	51	BEESLEY	1:03.790	71	CLUNE	45.884	26	71	CLUNE	1:49.519	1:49.519	0.000
27	10	BEAN	1:03.996	26	DARBY	46.072	27	40	WILKINSON	1:50.761	1:52.788	2.027
28	67	HARVEY	1:04.231	40	WILKINSON	46.190	28	11	BATE	1:50.805	1:51.047	0.242
29	74	BLACK	1:04.335	11	BATE	46.260	29	44	PARKER	1:50.816	1:50.816	0.000
30	44	PARKER	1:04.352	44	PARKER	46.464	30	67	HARVEY	1:50.883	1:50.883	0.000
31	84	BRANCO	1:04.430	67	HARVEY	46.652	31	51	BEESLEY	1:50.904	1:50.904	0.000
32	11	BATE	1:04.545	84	BRANCO	46.779	32	26	DARBY	1:50.975	1:50.975	0.000
33	40	WILKINSON	1:04.571	74	BLACK	46.785	33	74	BLACK	1:51.120	1:52.376	1.256
34	26	DARBY	1:04.903	212	BRADER	46.886	34	84	BRANCO	1:51.209	1:51.334	0.125
35	212	BRADER	1:04.926	51	BEESLEY	47.114	35	212	BRADER	1:51.812	1:52.961	1.149
36	127	CHAM	1:06.007	138	JARMIN	47.714	36	138	JARMIN	1:54.040	1:54.741	0.701
37	138	JARMIN	1:06.326	281	FARLEY	47.983	37	127	CHAM	1:54.431	1:54.479	0.048
38	281	FARLEY	1:06.655	910	GOWER	48.236	38	281	FARLEY	1:54.638	1:55.123	0.485
39	910	GOWER	1:07.978	127	CHAM	48.424	39	910	GOWER	1:56.214	1:56.229	0.015
40	19	FARNWORTH	1:11.984	19	FARNWORTH	50.605	40	19	FARNWORTH	2:02.589	2:02.589	0.000

41

BMCRC - MRO Championships 2023 - Rnd 5 @ Cadwell Park

Thunderbike Sport & Extreme & Supertwins

QUALIFYING - STATISTICS

Competitors Started 41
Planned Start 2023-07-01 @ 09:00:00.000
Actual Start 2023-07-01 @ 09:00:23.186
Finish Time 2023-07-01 @ 09:10:13.645
Track Length 2.1800mi.
Total Laps 203
Total Distance Covered 442.5437mi.

Session Fastest Lap History

NO	CL	NAME	LAP TIME	TIME OF DAY	LAP	VEHICLE
0		Jeremy HILL	1:44.424	09:02:38.037	1	Yamaha R6
78		Jamie THOMAS	1:43.193	09:02:39.257	1	Suzuki GSXR 1000
0		Jeremy HILL	1:42.542	09:04:20.579	2	Yamaha R6
78		Jamie THOMAS	1:42.000	09:04:21.256	2	Suzuki GSXR 1000
0		Jeremy HILL	1:40.699	09:06:01.277	3	Yamaha R6

Flag History

TYPE	TIME OF DAY
GREEN	09:00:23.186
FINISH	09:10:13.645

Flag Statistics

TYPE	COUNT	TOTAL LAPS	TOTAL TIME
Green	1	6	11:44.934
Red	0	0	0.000
Safety Car	0	0	0.000
FCY	0	0	0.000

BMCRC - MRO Championships 2023 - Rnd 5 @ Cadwell Park

Thunderbike Sport & Extreme & Supertwins

QUALIFYING - STATISTICS

CLASS :

23 Starters

Fastest Lap History

NO	NAME	LAP TIME	TIME OF DAY	LAP	VEHICLE
0	Jeremy HILL	1:44.424	09:02:38.037	1	Yamaha R6
0	Jeremy HILL	1:42.542	09:04:20.579	2	Yamaha R6
0	Jeremy HILL	1:40.699	09:06:01.277	3	Yamaha R6

BMCRC - MRO Championships 2023 - Rnd 5 @ Cadwell Park

Thunderbike Sport & Extreme & Supertwins

QUALIFYING - STATISTICS

CLASS : R

5 Starters

Fastest Lap History

NO	NAME	LAP TIME	TIME OF DAY	LAP	VEHICLE
7	Darren TAYLOR	1:55.299	09:02:51.734	1	Kawasaki ZX6R
994	Adrian HOWARD	1:53.465	09:03:08.937	1	Suzuki GSXR 600
7	Darren TAYLOR	1:48.762	09:04:40.496	2	Kawasaki ZX6R
7	Darren TAYLOR	1:47.657	09:08:17.047	4	Kawasaki ZX6R
7	Darren TAYLOR	1:46.710	09:10:03.755	5	Kawasaki ZX6R

BMCRC - MRO Championships 2023 - Rnd 5 @ Cadwell Park

Thunderbike Sport & Extreme & Supertwins

QUALIFYING - STATISTICS

CLASS : SUP

5 Starters

Fastest Lap History

NO	NAME	LAP TIME	TIME OF DAY	LAP	VEHICLE
173	Nick ALLISON	1:51.359	09:02:52.976	1	Aprilia RS660
173	Nick ALLISON	1:47.835	09:04:40.811	2	Aprilia RS660
173	Nick ALLISON	1:47.278	09:10:04.724	5	Aprilia RS660

BMCRC - MRO Championships 2023 - Rnd 5 @ Cadwell Park

Thunderbike Sport & Extreme & Supertwins

QUALIFYING - STATISTICS

CLASS : E

6 Starters

Fastest Lap History

NO	NAME	LAP TIME	TIME OF DAY	LAP	VEHICLE
168	Ian ASHBY	1:47.139	09:02:44.387	1	TRIUMPH 955I
168	Ian ASHBY	1:42.688	09:04:27.076	2	TRIUMPH 955I
168	Ian ASHBY	1:41.677	09:06:08.752	3	TRIUMPH 955I
52	Barry MANTELL	1:40.941	09:06:09.680	3	Honda 929 FIREBLADE

BMCRC - MRO Championships 2023 - Rnd 5 @ Cadwell Park

Thunderbike Sport & Extreme & Supertwins

QUALIFYING - STATISTICS

CLASS : U

2 Starters

Fastest Lap History

NO	NAME	LAP TIME	TIME OF DAY	LAP	VEHICLE
78	Jamie THOMAS	1:43.193	09:02:39.257	1	Suzuki GSXR 1000
78	Jamie THOMAS	1:42.000	09:04:21.256	2	Suzuki GSXR 1000
78	Jamie THOMAS	1:40.775	09:06:02.030	3	Suzuki GSXR 1000

BMCRC - MRO Championships 2023 - Rnd 5 @ Cadwell Park



Thunderbike Sport & Supertwins

RACE 1 - GRID (6 Laps)

ROW 12	34	24	Harley GODZISZ	35	119	Kevin BURTON	36		
ROW 11	31	910	Harry GOWER	32	19	Dean FARNWORTH	33	99	Lee BELLOTTI
ROW 10	28	127	Matthew CHAM	29	138	Craig JARMIN	30	281	Daniel FARLEY
ROW 9	25	84	Ricardo BRANCO	26	74	Daniel BLACK	27	40	Simon WILKINSON
ROW 8	22	51	Paul BEESLEY	23	26	Piers DARBY	24	11	Malcolm BATE
ROW 7	19	71	Colin CLUNE	20	44	Tony PARKER	21	67	Simon HARVEY
ROW 6	16	994	Adrian HOWARD	17	60	Aiden GOODINGS	18	10	Robert BEAN
ROW 5	13	57	Paul NEWMAN	14	699	Simon WHALL	15	173	Nick ALLISON
ROW 4	10	77	David MAY	11	48	Shaun WALLIS	12	7	Darren TAYLOR
ROW 3	7	151	Andrew DENYER	8	25	Harrison DAY	9	81	Malvern MAY
ROW 2	4	52	Elliot FRICKER	5	33	Mark BISWELL	6	69	Tony RUSSO
ROW 1	1	0	Jeremy HILL	2	92	Tommi CALDWELL	3	97	Alex MANN
Pole									

Cadwell Park: 2.1800 miles

These results are provisional until the conclusion of any judicial and technical matters.

Clerk Of Course :	Stewards :	Timekeeper : Craig Smith
-------------------	------------	--------------------------

Results can be found at www.tsl-timing.com

Printed - 09:22 Saturday, 01 July 2023



BMCRC - MRO Championships 2023 - Rnd 5 @ Cadwell Park



Thunderbike Sport & Supertwins

RACE 1 - CLASSIFICATION

POS	NO	CL	PIC NAME	ENTRY	LAPS	TIME	GAP	DIFF	MPH	BEST	ON
1	0		1 Jeremy HILL	Yamaha R6 - Silver Arrows Racing / LT-Info.com	6	9:59.695			78.52	1:38.354	2
2	92		2 Tommi CALDWELL	Yamaha YZF-R6 - DART Motorsport	6	10:07.127	7.432	7.432	77.55	1:39.412	5
3	33		3 Mark BISWELL	Yamaha FZR600R - Bizzle Bikesport	6	10:07.349	7.654	0.222	77.53	1:39.875	5
4	52		4 Elliot FRICKER	Honda CBR600 - Credit card	6	10:08.164	8.469	0.815	77.42	1:40.058	2
5	97		5 Alex MANN	Honda CBR600RR - Michael Jones Jeweller, Esprit	6	10:08.640	8.945	0.476	77.36	1:39.663	4
6	151		6 Andrew DENYER	Yamaha OW01 - me	6	10:09.536	9.841	0.896	77.25	1:39.790	5
7	69		7 Tony RUSSO	Yamaha R6 - Wymark Lubricants	6	10:17.486	17.791	7.950	76.25	1:41.143	5
8	81		8 Malvern MAY	Honda CBR600RR - IMP racing	6	10:17.591	17.896	0.105	76.24	1:41.519	3
9	25		9 Harrison DAY	Yamaha R6 -	6	10:22.370	22.675	4.779	75.65	1:42.285	3
10	77		10 David MAY	Suzuki GSXR600 - Orchard cooling/ team Silver Arrc	6	10:30.429	30.734	8.059	74.69	1:43.474	6
11	57		11 Paul NEWMAN	Yamaha R6 - Scarlett racing	6	10:31.263	31.568	0.834	74.59	1:43.498	5
12	994	R	1 Adrian HOWARD	Suzuki GSXR 600 - Geary Roofing & Building Servic	6	10:31.632	31.937	0.369	74.55	1:43.158	6
13	60		12 Aiden GOODINGS	Honda CBR600F4 - Micky G Racing	6	10:32.151	32.456	0.519	74.48	1:42.128	5
14	48		13 Shaun WALLIS	Yamaha R6 - MBC Despatch Racing	6	10:39.247	39.552	7.096	73.66	1:43.912	6
15	7	R	2 Darren TAYLOR	Kawasaki ZX6R -	6	10:42.550	42.855	3.303	73.28	1:44.710	5
16	173	SUP	1 Nick ALLISON	Aprilia RS660 -	6	10:44.860	45.165	2.310	73.02	1:45.261	3
17	10		14 Robert BEAN	Kawasaki ZXR 750 - Mean Green Bean Motorcycles	6	10:58.877	59.182	14.017	71.46	1:47.662	6
18	84		15 Ricardo BRANCO	Yamaha R6 - IMP Racing	6	10:59.164	59.469	0.287	71.43	1:46.854	6
19	71		16 Colin CLUNE	Suzuki SV650 -	6	10:59.940	1:00.245	0.776	71.35	1:46.973	6
20	11*		17 Malcolm BATE	Kawasaki ZX7R - Hartjay	6	11:02.175	1:02.480	2.235	71.11	1:45.587	5
21	51		18 Paul BEESLEY	Yamaha R6 -	6	11:06.994	1:07.299	4.819	70.59	1:47.257	6
22	67	R	3 Simon HARVEY	Suzuki SV650 -	6	11:09.729	1:10.034	2.735	70.30	1:49.355	3
23	44	SUP	2 Tony PARKER	Kawasaki ER650RR - insta/youtube - 44notpol	6	11:10.258	1:10.563	0.529	70.25	1:49.855	6
24	40		19 Simon WILKINSON	Suzuki SV650 - S P Wilkinson Engineering Ltd	6	11:14.347	1:14.652	4.089	69.82	1:48.953	6
25	910	R	4 Harry GOWER	Suzuki SV650 - RightGear Motorcycles	6	11:14.626	1:14.931	0.279	69.79	1:49.176	4
26	127	R	5 Matthew CHAM	Ducati MONSTER 696 -	6	11:16.676	1:16.981	2.050	69.58	1:50.583	2
27	281		20 Daniel FARLEY	Suzuki SV650 - F-TECH FIRE & ELECTRICAL LTD	6	11:16.797	1:17.102	0.121	69.57	1:49.788	6
28	26	SUP	3 Piers DARBY	Suzuki SV650 - Darby Racing	6	11:20.415	1:20.720	3.618	69.20	1:50.372	4
29	19		21 Dean FARNWORTH	Suzuki GSXR600 - DMFS ltd	5	10:11.784	1 Lap	1 Lap	64.14	1:56.555	3

NOT CLASSIFIED

DNF	138	SUP	Craig JARMIN	Suzuki SV 650 - SK PreP	3	5:47.192	3 Laps	2 Laps	67.81	1:50.877	3
DNF	699		Simon WHALL	Yamaha R6 -	0						
DNF	74	SUP	Daniel BLACK	Suzukis SV650 - DAD	0						

FASTEST LAP

0			Jeremy HILL	Yamaha R6 - Silver Arrows Racing / LT-Info.com	2	1:38.354			79.79 mph	128.41 kph	
994	R		Adrian HOWARD	Suzuki GSXR 600 - Geary Roofing & Building Servic	6	1:43.158			76.07 mph	122.43 kph	
173	SUP		Nick ALLISON	Aprilia RS660 -	3	1:45.261			74.55 mph	119.98 kph	

* Bike 11 - 10 second penalty - yellow flag infringement

Class - 92.5% of Race Speed = 72.63 mph

Class R - 92.5% of Race Speed = 68.95 mph

Class SUP - 92.5% of Race Speed = 67.54 mph

Weather / Track : Cloudy / Dry

These results are provisional until the conclusion of any judicial and technical matters.

Race Distance: 6 Laps / 13.08 miles

Cadwell Park: 2.1800 miles

Date: 01/07/2023 Start: 11:47 Finish: 11:57

Clerk Of Course :	Stewards :	Timekeeper :
		<i>Craig Smith</i>

Results can be found at www.tsl-timing.com

Printed - 11:59 Saturday, 01 July 2023



BMCR - MRO Championships 2023 - Rnd 5 @ Cadwell Park

Thunderbike Sport & Supertwins

RACE 1 - LAP CHART

LAP 1 @ 11:49:13.798			LAP 2 @ 11:50:52.152			LAP 3 @ 11:52:31.464			LAP 4 @ 11:54:10.688			LAP 5 @ 11:55:49.698		
NO	BEHIND	LAP TIME	NO	BEHIND	LAP TIME	NO	BEHIND	LAP TIME	NO	BEHIND	LAP TIME	NO	BEHIND	LAP TIME
0		1:44.026	0		1:38.354	0		1:39.312	0		1:39.224	0		1:39.010
52	1.383	1:45.409	52	3.087	1:40.058	92	4.061	1:39.716	92	4.339	1:39.502	92	4.741	1:39.412
97	1.465	1:45.491	97	3.573	1:40.462	52	4.089	1:40.314	52	5.171	1:40.306	52	6.298	1:40.137
33	2.030	1:46.056	92	3.657	1:39.683	97	4.846	1:40.585	97	5.285	1:39.663	97	6.386	1:40.111
92	2.328	1:46.354	33	4.268	1:40.592	33	4.981	1:40.025	33	5.726	1:39.969	33	6.591	1:39.875
151	3.425	1:47.451	151	6.370	1:41.299	151	7.342	1:40.284	151	8.345	1:40.227	151	9.125	1:39.790
69	4.787	1:48.813	69	8.378	1:41.945	69	10.415	1:41.349	69	12.779	1:41.588	69	14.912	1:41.143
81	5.151	1:49.177	81	8.725	1:41.928	81	10.932	1:41.519	81	13.273	1:41.565	81	16.142	1:41.879
25	6.061	1:50.087	25	10.324	1:42.617	25	13.297	1:42.285	25	16.604	1:42.531	25	20.081	1:42.487
77	7.174	1:51.200	77	12.920	1:44.100	77	17.820	1:44.212	77	22.533	1:43.937	77	27.029	1:43.506
57	7.738	1:51.764	57	13.708	1:44.324	57	18.387	1:43.991	57	23.088	1:43.925	57	27.576	1:43.498
994	8.740	1:52.766	994	14.874	1:44.488	994	19.517	1:43.955	994	23.520	1:43.227	994	28.548	1:44.038
7	9.510	1:53.536	48	16.389	1:45.152	60	23.398	1:44.578	60	26.878	1:42.704	60	29.996	1:42.128
48	9.591	1:53.617	7	17.753	1:46.597	48	23.493	1:46.416	48	29.542	1:45.273	48	35.409	1:44.877
173	10.138	1:54.164	60	18.132	1:45.386	7	24.075	1:45.634	173	31.371	1:46.055	7	37.528	1:44.710
60	11.100	1:55.126	173	18.591	1:46.807	173	24.540	1:45.261	7	31.828	1:46.977	173	38.495	1:46.134
84	12.041	1:56.067	84	22.423	1:48.736	84	32.427	1:49.316	11	39.805	1:45.753	11	46.382	1:45.587
10	12.597	1:56.623	10	22.772	1:48.529	10	32.908	1:49.448	84	42.202	1:48.999	10	51.289	1:47.754
71	13.145	1:57.171	71	23.443	1:48.652	11	33.276	1:47.870	10	42.545	1:48.861	84	52.384	1:49.192
44	15.342	1:59.368	11	24.718	1:46.564	71	33.392	1:49.261	71	43.267	1:49.099	71	53.041	1:48.784
67	15.598	1:59.624	44	27.228	1:50.240	67	37.458	1:49.355	67	47.790	1:49.556	67	59.381	1:50.601
11	16.508	2:00.534	67	27.415	1:50.171	44	38.531	1:50.615	44	49.212	1:49.905	51	59.811	1:48.595
127	17.117	2:01.143	127	29.346	1:50.583	127	40.904	1:50.870	51	50.226	1:48.387	44	1:00.477	1:50.275
26	18.140	2:02.166	51	29.924	1:48.918	51	41.063	1:50.451	127	53.252	1:51.572	127	1:05.129	1:50.887
40	18.575	2:02.601	26	31.935	1:52.149	40	43.636	1:50.781	40	53.842	1:49.430	40	1:05.468	1:50.636
910	19.276	2:03.302	40	32.167	1:51.946	910	44.151	1:51.040	910	54.103	1:49.176	910	1:05.498	1:50.405
51	19.360	2:03.386	910	32.423	1:51.501	26	44.366	1:51.743	26	55.514	1:50.372	281	1:07.083	1:50.497
281	19.911	2:03.937	281	32.568	1:51.011	281	44.546	1:51.290	281	55.596	1:50.274	26	1:08.238	1:51.734
138	20.979	2:05.005	138	33.935	1:51.310	138	45.500	1:50.877	19	1:28.747	2:00.491			
19	27.779	2:11.805	19	50.237	2:00.812	19	1:07.480	1:56.555						

BMCRC - MRO Championships 2023 - Rnd 5 @ Cadwell Park

Thunderbike Sport & Supertwins

RACE 1 - LAP CHART

LAP 6 @ 11:57:29.467		
NO	BEHIND	LAP TIME
0		1:39.769
92	7.432	1:42.460
33	7.654	1:40.832
52	8.469	1:41.940
97	8.945	1:42.328
151	9.841	1:40.485
19	1 Lap	2:02.121
69	17.791	1:42.648
81	17.896	1:41.523
25	22.675	1:42.363
77	30.734	1:43.474
57	31.568	1:43.761
994	31.937	1:43.158
60	32.456	1:42.229
48	39.552	1:43.912
7	42.855	1:45.096
173	45.165	1:46.439
11	52.480	1:45.867
10	59.182	1:47.662
84	59.469	1:46.854
71	1:00.245	1:46.973
51	1:07.299	1:47.257
67	1:10.034	1:50.422
44	1:10.563	1:49.855
40	1:14.652	1:48.953
910	1:14.931	1:49.202
127	1:16.981	1:51.621
281	1:17.102	1:49.788
26	1:20.720	1:52.251

BMCRC - MRO Championships 2023 - Rnd 5 @ Cadwell Park

Thunderbike Sport & Supertwins

RACE 1 - POSITION CHART

No	Name	Lap	1	2	3	4	5	6
		Pos						
0	HILL	1	0	0	0	0	0	0
92	CALDWELL	2	52	52	92	92	92	92
97	MANN	3	97	97	52	52	52	33
52	FRICKER	4	33	92	97	97	97	52
33	BISWELL	5	92	33	33	33	33	97
69	RUSSO	6	151	151	151	151	151	151
151	DENYER	7	69	69	69	69	69	69
25	DAY	8	81	81	81	81	81	81
81	MAY	9	25	25	25	25	25	25
77	MAY	10	77	77	77	77	77	77
48	WALLIS	11	57	57	57	57	57	57
7	TAYLOR	12	994	994	994	994	994	994
57	NEWMAN	13	7	48	60	60	60	60
699	WHALL	14	48	7	48	48	48	48
173	ALLISON	15	173	60	7	173	7	7
994	HOWARD	16	60	173	173	7	173	173
60	GOODINGS	17	84	84	84	11	11	11
10	BEAN	18	10	10	10	84	10	10
71	CLUNE	19	71	71	11	10	84	84
44	PARKER	20	44	11	71	71	71	71
67	HARVEY	21	67	44	67	67	67	51
51	BEESELEY	22	11	67	44	44	51	67
26	DARBY	23	127	127	127	51	44	44
11	BATE	24	26	51	51	127	127	40
84	BRANCO	25	40	26	40	40	40	910
74	BLACK	26	910	40	910	910	910	127
40	WILKINSON	27	51	910	26	26	281	281
127	CHAM	28	281	281	281	281	26	26
138	JARMIN	29	138	138	138	19	19	
281	FARLEY	30	19	19	19			
910	GOWER	31						
19	FARNWORTH	32						

BMCRC - MRO Championships 2023 - Rnd 5 @ Cadwell Park

Thunderbike Sport & Supertwins

RACE 1 - SECTOR ANALYSIS



SECTOR 1 = FL to I1, SECTOR 2 = I1 to FL, DIFF = Difference To Personal Best Lap, P = Crossed Finish Line in Pit Lane, D = Time Disallowed

P1		0		Jeremy HILL		Yamaha R6 - Silver Arrows Racing / LT-Info.com	
IDEAL LAP TIME : 1:38.354		BEST LAP TIME : 1:38.354		DIFFERENCE : 0.000			
LAP	SECTOR 1	SECTOR 2	LAP TIME	MPH	DIFF	TIME OF DAY	
1 -		41.737	1:44.026	75.44	5.672	11:49:13.798	
2 -	57.011	41.343	1:38.354 (1)	79.79		11:50:52.152	
3 -	57.467	41.845	1:39.312	79.02	0.958	11:52:31.464	
4 -	57.520	41.704	1:39.224 (3)	79.09	0.870	11:54:10.688	
5 -	57.277	41.733	1:39.010 (2)	79.26	0.656	11:55:49.698	
6 -	57.911	41.858	1:39.769	78.66	1.415	11:57:29.467	

P2		92		Tommi CALDWELL		Yamaha YZF-R6 - DART Motorsport	
IDEAL LAP TIME : 1:39.190		BEST LAP TIME : 1:39.412		DIFFERENCE : 0.222			
LAP	SECTOR 1	SECTOR 2	LAP TIME	MPH	DIFF	TIME OF DAY	
1 -		42.100	1:46.354	73.79	6.942	11:49:16.126	
2 -	57.590	42.093	1:39.683 (3)	78.73	0.271	11:50:55.809	
3 -	57.590	42.126	1:39.716	78.70	0.304	11:52:35.525	
4 -	57.816	41.686	1:39.502 (2)	78.87	0.090	11:54:15.027	
5 -	57.504	41.908	1:39.412 (1)	78.94		11:55:54.439	
6 -	58.556	43.904	1:42.460	76.59	3.048	11:57:36.899	

P3		33		Mark BISWELL		Yamaha FZR600R - Bizzle Bikesport	
IDEAL LAP TIME : 1:39.317		BEST LAP TIME : 1:39.875		DIFFERENCE : 0.558			
LAP	SECTOR 1	SECTOR 2	LAP TIME	MPH	DIFF	TIME OF DAY	
1 -		42.050	1:46.056	73.99	6.181	11:49:15.828	
2 -	58.518	42.074	1:40.592	78.01	0.717	11:50:56.420	
3 -	58.099	41.926	1:40.025 (3)	78.46	0.150	11:52:36.445	
4 -	58.274	41.695	1:39.969 (2)	78.50	0.094	11:54:16.414	
5 -	57.818	42.057	1:39.875 (1)	78.57		11:55:56.289	
6 -	57.622	43.210	1:40.832	77.83	0.957	11:57:37.121	

P4		52		Elliot FRICKER		Honda CBR600 - Credit card	
IDEAL LAP TIME : 1:39.941		BEST LAP TIME : 1:40.058		DIFFERENCE : 0.117			
LAP	SECTOR 1	SECTOR 2	LAP TIME	MPH	DIFF	TIME OF DAY	
1 -		42.284	1:45.409	74.45	5.351	11:49:15.181	
2 -	57.914	42.144	1:40.058 (1)	78.43		11:50:55.239	
3 -	58.015	42.299	1:40.314	78.23	0.256	11:52:35.553	
4 -	58.123	42.183	1:40.306 (3)	78.24	0.248	11:54:15.859	
5 -	57.797	42.340	1:40.137 (2)	78.37	0.079	11:55:55.996	
6 -	58.227	43.713	1:41.940	76.98	1.882	11:57:37.936	

P5		97		Alex MANN		Honda CBR600RR - Michael Jones Jeweller, Esprit Group, Carl	
IDEAL LAP TIME : 1:39.663		BEST LAP TIME : 1:39.663		DIFFERENCE : 0.000			
LAP	SECTOR 1	SECTOR 2	LAP TIME	MPH	DIFF	TIME OF DAY	
1 -		41.841	1:45.491	74.39	5.828	11:49:15.263	
2 -	58.282	42.180	1:40.462 (3)	78.11	0.799	11:50:55.725	
3 -	58.107	42.478	1:40.585	78.02	0.922	11:52:36.310	
4 -	57.951	41.712	1:39.663 (1)	78.74		11:54:15.973	
5 -	58.016	42.095	1:40.111 (2)	78.39	0.448	11:55:56.084	
6 -	59.010	43.318	1:42.328	76.69	2.665	11:57:38.412	

P6		151		Andrew DENYER		Yamaha OW01 - me	
IDEAL LAP TIME : 1:39.790		BEST LAP TIME : 1:39.790		DIFFERENCE : 0.000			
LAP	SECTOR 1	SECTOR 2	LAP TIME	MPH	DIFF	TIME OF DAY	
1 -		42.155	1:47.451	73.03	7.661	11:49:17.223	
2 -	59.384	41.915	1:41.299	77.47	1.509	11:50:58.522	
3 -	58.544	41.740	1:40.284 (3)	78.25	0.494	11:52:38.806	
4 -	58.595	41.632	1:40.227 (2)	78.30	0.437	11:54:19.033	
5 -	58.511	41.279	1:39.790 (1)	78.64		11:55:58.823	
6 -	58.559	41.926	1:40.485	78.10	0.695	11:57:39.308	

BMCRC - MRO Championships 2023 - Rnd 5 @ Cadwell Park

Thunderbike Sport & Supertwins

RACE 1 - SECTOR ANALYSIS



SECTOR 1 = FL to I1, SECTOR 2 = I1 to FL, DIFF = Difference To Personal Best Lap, P = Crossed Finish Line in Pit Lane, D = Time Disallowed

P7 69		Tony RUSSO		Yamaha R6 - Wymark Lubricants		
IDEAL LAP TIME : 1:41.111		BEST LAP TIME : 1:41.143		DIFFERENCE : 0.032		
LAP	SECTOR 1	SECTOR 2	LAP TIME	MPH	DIFF	TIME OF DAY
1 -		43.044	1:48.813	72.12	7.670	11:49:18.585
2 -	58.938	43.007	1:41.945	76.98	0.802	11:51:00.530
3 -	58.622	42.727	1:41.349 (2)	77.43	0.206	11:52:41.879
4 -	58.849	42.739	1:41.588 (3)	77.25	0.445	11:54:23.467
5 -	58.384	42.759	1:41.143 (1)	77.59		11:56:04.610
6 -	59.118	43.530	1:42.648	76.45	1.505	11:57:47.258

P8 81		Malvern MAY		Honda CBR600RR - IMP racing		
IDEAL LAP TIME : 1:40.951		BEST LAP TIME : 1:41.519		DIFFERENCE : 0.568		
LAP	SECTOR 1	SECTOR 2	LAP TIME	MPH	DIFF	TIME OF DAY
1 -		42.978	1:49.177	71.88	7.658	11:49:18.949
2 -	59.260	42.668	1:41.928	76.99	0.409	11:51:00.877
3 -	58.879	42.640	1:41.519 (1)	77.30		11:52:42.396
4 -	58.927	42.638	1:41.565 (3)	77.27	0.046	11:54:23.961
5 -	59.618	42.261	1:41.879	77.03	0.360	11:56:05.840
6 -	58.690	42.833	1:41.523 (2)	77.30	0.004	11:57:47.363

P9 25		Harrison DAY		Yamaha R6 -		
IDEAL LAP TIME : 1:42.129		BEST LAP TIME : 1:42.285		DIFFERENCE : 0.156		
LAP	SECTOR 1	SECTOR 2	LAP TIME	MPH	DIFF	TIME OF DAY
1 -		43.405	1:50.087	71.28	7.802	11:49:19.859
2 -	59.359	43.258	1:42.617	76.47	0.332	11:51:02.476
3 -	59.162	43.123	1:42.285 (1)	76.72		11:52:44.761
4 -	59.440	43.091	1:42.531	76.54	0.246	11:54:27.292
5 -	59.476	43.011	1:42.487 (3)	76.57	0.202	11:56:09.779
6 -	59.396	42.967	1:42.363 (2)	76.66	0.078	11:57:52.142

P10 77		David MAY		Suzuki GSXR600 - Orchard cooling/ team Silver Arrows		
IDEAL LAP TIME : 1:43.333		BEST LAP TIME : 1:43.474		DIFFERENCE : 0.141		
LAP	SECTOR 1	SECTOR 2	LAP TIME	MPH	DIFF	TIME OF DAY
1 -		43.883	1:51.200	70.57	7.726	11:49:20.972
2 -	1:00.596	43.504	1:44.100	75.38	0.626	11:51:05.072
3 -	1:00.743	43.469	1:44.212	75.30	0.738	11:52:49.284
4 -	1:00.047	43.890	1:43.937 (3)	75.50	0.463	11:54:33.221
5 -	1:00.156	43.350	1:43.506 (2)	75.82	0.032	11:56:16.727
6 -	1:00.188	43.286	1:43.474 (1)	75.84		11:58:00.201

P11 57		Paul NEWMAN		Yamaha R6 - Scarlett racing		
IDEAL LAP TIME : 1:43.498		BEST LAP TIME : 1:43.498		DIFFERENCE : 0.000		
LAP	SECTOR 1	SECTOR 2	LAP TIME	MPH	DIFF	TIME OF DAY
1 -		43.702	1:51.764	70.21	8.266	11:49:21.536
2 -	1:00.471	43.853	1:44.324	75.22	0.826	11:51:05.860
3 -	1:00.461	43.530	1:43.991	75.46	0.493	11:52:49.851
4 -	1:00.339	43.586	1:43.925 (3)	75.51	0.427	11:54:33.776
5 -	1:00.161	43.337	1:43.498 (1)	75.82		11:56:17.274
6 -	1:00.404	43.357	1:43.761 (2)	75.63	0.263	11:58:01.035

P12 994 R		Adrian HOWARD		Suzuki GSXR 600 - Geary Roofing & Building Services		
IDEAL LAP TIME : 1:42.739		BEST LAP TIME : 1:43.158		DIFFERENCE : 0.419		
LAP	SECTOR 1	SECTOR 2	LAP TIME	MPH	DIFF	TIME OF DAY
1 -		44.132	1:52.766	69.59	9.608	11:49:22.538
2 -	1:00.832	43.656	1:44.488	75.10	1.330	11:51:07.026
3 -	1:00.366	43.589	1:43.955 (3)	75.49	0.797	11:52:50.981
4 -	1:00.200	43.027	1:43.227 (2)	76.02	0.069	11:54:34.208
5 -	1:00.357	43.681	1:44.038	75.43	0.880	11:56:18.246
6 -	59.712	43.446	1:43.158 (1)	76.07		11:58:01.404

BMCRC - MRO Championships 2023 - Rnd 5 @ Cadwell Park

Thunderbike Sport & Supertwins

RACE 1 - SECTOR ANALYSIS



SECTOR 1 = FL to I1, SECTOR 2 = I1 to FL, DIFF = Difference To Personal Best Lap, P = Crossed Finish Line in Pit Lane, D = Time Disallowed

P13 60		Aiden GOODINGS		Honda CBR600F4 - Micky G Racing		
IDEAL LAP TIME : 1:41.624		BEST LAP TIME : 1:42.128		DIFFERENCE : 0.504		
LAP	SECTOR 1	SECTOR 2	LAP TIME	MPH	DIFF	TIME OF DAY
1 -		44.330	1:55.126	68.16	12.998	11:49:24.898
2 -	1:01.031	44.355	1:45.386	74.46	3.258	11:51:10.284
3 -	1:00.427	44.151	1:44.578	75.04	2.450	11:52:54.862
4 -	59.911	42.793	1:42.704 (3)	76.41	0.576	11:54:37.566
5 -	59.218	42.910	1:42.128 (1)	76.84		11:56:19.694
6 -	58.831	43.398	1:42.229 (2)	76.76	0.101	11:58:01.923

P14 48		Shaun WALLIS		Yamaha R6 - MBC Despatch Racing		
IDEAL LAP TIME : 1:43.912		BEST LAP TIME : 1:43.912		DIFFERENCE : 0.000		
LAP	SECTOR 1	SECTOR 2	LAP TIME	MPH	DIFF	TIME OF DAY
1 -		44.357	1:53.617	69.07	9.705	11:49:23.389
2 -	1:01.645	43.507	1:45.152 (3)	74.63	1.240	11:51:08.541
3 -	1:01.925	44.491	1:46.416	73.74	2.504	11:52:54.957
4 -	1:01.919	43.354	1:45.273	74.54	1.361	11:54:40.230
5 -	1:01.296	43.581	1:44.877 (2)	74.83	0.965	11:56:25.107
6 -	1:01.005	42.907	1:43.912 (1)	75.52		11:58:09.019

P15 7 R		Darren TAYLOR		Kawasaki ZX6R -		
IDEAL LAP TIME : 1:44.589		BEST LAP TIME : 1:44.710		DIFFERENCE : 0.121		
LAP	SECTOR 1	SECTOR 2	LAP TIME	MPH	DIFF	TIME OF DAY
1 -		44.585	1:53.536	69.12	8.826	11:49:23.308
2 -	1:02.487	44.110	1:46.597	73.62	1.887	11:51:09.905
3 -	1:01.568	44.066	1:45.634 (3)	74.29	0.924	11:52:55.539
4 -	1:01.887	45.090	1:46.977	73.36	2.267	11:54:42.516
5 -	1:00.967	43.743	1:44.710 (1)	74.95		11:56:27.226
6 -	1:00.846	44.250	1:45.096 (2)	74.67	0.386	11:58:12.322

P16 173 SUP		Nick ALLISON		Aprilia RS660 -		
IDEAL LAP TIME : 1:45.261		BEST LAP TIME : 1:45.261		DIFFERENCE : 0.000		
LAP	SECTOR 1	SECTOR 2	LAP TIME	MPH	DIFF	TIME OF DAY
1 -		44.505	1:54.164	68.74	8.903	11:49:23.936
2 -	1:02.253	44.554	1:46.807	73.47	1.546	11:51:10.743
3 -	1:01.123	44.138	1:45.261 (1)	74.55		11:52:56.004
4 -	1:01.420	44.635	1:46.055 (2)	73.99	0.794	11:54:42.059
5 -	1:01.967	44.167	1:46.134 (3)	73.94	0.873	11:56:28.193
6 -	1:01.525	44.914	1:46.439	73.73	1.178	11:58:14.632

P17 10		Robert BEAN		Kawasaki ZXR 750 - Mean Green Bean Motorcycles		
IDEAL LAP TIME : 1:47.607		BEST LAP TIME : 1:47.662		DIFFERENCE : 0.055		
LAP	SECTOR 1	SECTOR 2	LAP TIME	MPH	DIFF	TIME OF DAY
1 -		45.434	1:56.623	67.29	8.961	11:49:26.395
2 -	1:03.009	45.520	1:48.529 (3)	72.31	0.867	11:51:14.924
3 -	1:03.215	46.233	1:49.448	71.70	1.786	11:53:04.372
4 -	1:03.298	45.563	1:48.861	72.09	1.199	11:54:53.233
5 -	1:02.963	44.791	1:47.754 (2)	72.83	0.092	11:56:40.987
6 -	1:03.018	44.644	1:47.662 (1)	72.89		11:58:28.649

P18 84		Ricardo BRANCO		Yamaha R6 - IMP Racing		
IDEAL LAP TIME : 1:46.854		BEST LAP TIME : 1:46.854		DIFFERENCE : 0.000		
LAP	SECTOR 1	SECTOR 2	LAP TIME	MPH	DIFF	TIME OF DAY
1 -		45.552	1:56.067	67.61	9.213	11:49:25.839
2 -	1:02.979	45.757	1:48.736 (2)	72.17	1.882	11:51:14.575
3 -	1:03.201	46.115	1:49.316	71.79	2.462	11:53:03.891
4 -	1:03.352	45.647	1:48.999 (3)	72.00	2.145	11:54:52.890
5 -	1:03.728	45.464	1:49.192	71.87	2.338	11:56:42.082
6 -	1:02.448	44.406	1:46.854 (1)	73.44		11:58:28.936

BMCRC - MRO Championships 2023 - Rnd 5 @ Cadwell Park

Thunderbike Sport & Supertwins

RACE 1 - SECTOR ANALYSIS



SECTOR 1 = FL to I1, SECTOR 2 = I1 to FL, DIFF = Difference To Personal Best Lap, P = Crossed Finish Line in Pit Lane, D = Time Disallowed

P19 71		Colin CLUNE		Suzuki SV650 -		
IDEAL LAP TIME : 1:46.973		BEST LAP TIME : 1:46.973		DIFFERENCE : 0.000		
LAP	SECTOR 1	SECTOR 2	LAP TIME	MPH	DIFF	TIME OF DAY
1 -		45.072	1:57.171	66.97	10.198	11:49:26.943
2 -	1:02.624	46.028	1:48.652 (2)	72.23	1.679	11:51:15.595
3 -	1:02.714	46.547	1:49.261	71.82	2.288	11:53:04.856
4 -	1:03.212	45.887	1:49.099	71.93	2.126	11:54:53.955
5 -	1:02.894	45.890	1:48.784 (3)	72.14	1.811	11:56:42.739
6 -	1:01.987	44.986	1:46.973 (1)	73.36		11:58:29.712

P20 11		Malcolm BATE		Kawasaki ZX7R - Hartjay		
IDEAL LAP TIME : 1:45.034		BEST LAP TIME : 1:45.587		DIFFERENCE : 0.553		
LAP	SECTOR 1	SECTOR 2	LAP TIME	MPH	DIFF	TIME OF DAY
1 -		46.209	2:00.534	65.11	14.947	11:49:30.306
2 -	1:02.394	44.170	1:46.564	73.64	0.977	11:51:16.870
3 -	1:01.770	46.100	1:47.870	72.75	2.283	11:53:04.740
4 -	1:02.235	43.518	1:45.753 (2)	74.21	0.166	11:54:50.493
5 -	1:01.516	44.071	1:45.587 (1)	74.32		11:56:36.080
6 -	1:02.314	43.553	1:45.867 (3)	74.13	0.280	11:58:21.947

P21 51		Paul BEESLEY		Yamaha R6 -		
IDEAL LAP TIME : 1:47.257		BEST LAP TIME : 1:47.257		DIFFERENCE : 0.000		
LAP	SECTOR 1	SECTOR 2	LAP TIME	MPH	DIFF	TIME OF DAY
1 -		47.441	2:03.386	63.60	16.129	11:49:33.158
2 -	1:02.987	45.931	1:48.918	72.05	1.661	11:51:22.076
3 -	1:04.618	45.833	1:50.451	71.05	3.194	11:53:12.527
4 -	1:02.079	46.308	1:48.387 (2)	72.40	1.130	11:55:00.914
5 -	1:02.811	45.784	1:48.595 (3)	72.26	1.338	11:56:49.509
6 -	1:01.765	45.492	1:47.257 (1)	73.17		11:58:36.766

P22 67 R		Simon HARVEY		Suzuki SV650 -		
IDEAL LAP TIME : 1:49.355		BEST LAP TIME : 1:49.355		DIFFERENCE : 0.000		
LAP	SECTOR 1	SECTOR 2	LAP TIME	MPH	DIFF	TIME OF DAY
1 -		46.474	1:59.624	65.60	10.269	11:49:29.396
2 -	1:04.392	45.779	1:50.171 (3)	71.23	0.816	11:51:19.567
3 -	1:03.742	45.613	1:49.355 (1)	71.76		11:53:08.922
4 -	1:03.916	45.640	1:49.556 (2)	71.63	0.201	11:54:58.478
5 -	1:04.524	46.077	1:50.601	70.95	1.246	11:56:49.079
6 -	1:04.223	46.199	1:50.422	71.07	1.067	11:58:39.501

P23 44 SUP		Tony PARKER		Kawasaki ER650RR - insta/youtube - 44notpol		
IDEAL LAP TIME : 1:49.655		BEST LAP TIME : 1:49.855		DIFFERENCE : 0.200		
LAP	SECTOR 1	SECTOR 2	LAP TIME	MPH	DIFF	TIME OF DAY
1 -		45.780	1:59.368	65.74	9.513	11:49:29.140
2 -	1:03.991	46.249	1:50.240 (3)	71.19	0.385	11:51:19.380
3 -	1:04.769	45.846	1:50.615	70.94	0.760	11:53:09.995
4 -	1:03.932	45.973	1:49.905 (2)	71.40	0.050	11:54:59.900
5 -	1:04.441	45.834	1:50.275	71.16	0.420	11:56:50.175
6 -	1:03.875	45.980	1:49.855 (1)	71.44		11:58:40.030

P24 40		Simon WILKINSON		Suzuki SV650 - S P Wilkinson Engineering Ltd		
IDEAL LAP TIME : 1:48.953		BEST LAP TIME : 1:48.953		DIFFERENCE : 0.000		
LAP	SECTOR 1	SECTOR 2	LAP TIME	MPH	DIFF	TIME OF DAY
1 -		46.963	2:02.601	64.01	13.648	11:49:32.373
2 -	1:05.760	46.186	1:51.946	70.10	2.993	11:51:24.319
3 -	1:04.891	45.890	1:50.781	70.84	1.828	11:53:15.100
4 -	1:03.413	46.017	1:49.430 (2)	71.71	0.477	11:55:04.530
5 -	1:03.851	46.785	1:50.636 (3)	70.93	1.683	11:56:55.166
6 -	1:03.395	45.558	1:48.953 (1)	72.03		11:58:44.119

BMCRC - MRO Championships 2023 - Rnd 5 @ Cadwell Park

Thunderbike Sport & Supertwins

RACE 1 - SECTOR ANALYSIS



SECTOR 1 = FL to I1, SECTOR 2 = I1 to FL, DIFF = Difference To Personal Best Lap, P = Crossed Finish Line in Pit Lane, D = Time Disallowed

P25 910 R		Harry GOWER		Suzuki SV650 - RightGear Motorcycles		
IDEAL LAP TIME : 1:48.420		BEST LAP TIME : 1:49.176		DIFFERENCE : 0.756		
LAP	SECTOR 1	SECTOR 2	LAP TIME	MPH	DIFF	TIME OF DAY
1 -		47.119	2:03.302	63.64	14.126	11:49:33.074
2 -	1:05.392	46.109	1:51.501	70.38	2.325	11:51:24.575
3 -	1:05.346	45.694	1:51.040	70.67	1.864	11:53:15.615
4 -	1:03.203	45.973	1:49.176 (1)	71.88		11:55:04.791
5 -	1:03.958	46.447	1:50.405 (3)	71.08	1.229	11:56:55.196
6 -	1:03.985	45.217	1:49.202 (2)	71.86	0.026	11:58:44.398

P26 127 R		Matthew CHAM		Ducati MONSTER 696 -		
IDEAL LAP TIME : 1:50.164		BEST LAP TIME : 1:50.583		DIFFERENCE : 0.419		
LAP	SECTOR 1	SECTOR 2	LAP TIME	MPH	DIFF	TIME OF DAY
1 -		47.022	2:01.143	64.78	10.560	11:49:30.915
2 -	1:04.281	46.302	1:50.583 (1)	70.96		11:51:21.498
3 -	1:04.607	46.263	1:50.870 (2)	70.78	0.287	11:53:12.368
4 -	1:04.816	46.756	1:51.572	70.34	0.989	11:55:03.940
5 -	1:03.901	46.986	1:50.887 (3)	70.77	0.304	11:56:54.827
6 -	1:05.203	46.418	1:51.621	70.30	1.038	11:58:46.448

P27 281		Daniel FARLEY		Suzuki SV650 - F-TECH FIRE & ELECTRICAL LTD		
IDEAL LAP TIME : 1:49.220		BEST LAP TIME : 1:49.788		DIFFERENCE : 0.568		
LAP	SECTOR 1	SECTOR 2	LAP TIME	MPH	DIFF	TIME OF DAY
1 -		47.486	2:03.937	63.32	14.149	11:49:33.709
2 -	1:05.187	45.824	1:51.011	70.69	1.223	11:51:24.720
3 -	1:05.505	45.785	1:51.290	70.51	1.502	11:53:16.010
4 -	1:04.470	45.804	1:50.274 (2)	71.16	0.486	11:55:06.284
5 -	1:04.557	45.940	1:50.497 (3)	71.02	0.709	11:56:56.781
6 -	1:03.435	46.353	1:49.788 (1)	71.48		11:58:46.569

P28 26 SUP		Piers DARBY		Suzuki SV650 - Darby Racing		
IDEAL LAP TIME : 1:49.895		BEST LAP TIME : 1:50.372		DIFFERENCE : 0.477		
LAP	SECTOR 1	SECTOR 2	LAP TIME	MPH	DIFF	TIME OF DAY
1 -		47.389	2:02.166	64.24	11.794	11:49:31.938
2 -	1:05.706	46.443	1:52.149	69.97	1.777	11:51:24.087
3 -	1:05.544	46.199	1:51.743 (3)	70.23	1.371	11:53:15.830
4 -	1:03.696	46.676	1:50.372 (1)	71.10		11:55:06.202
5 -	1:05.508	46.226	1:51.734 (2)	70.23	1.362	11:56:57.936
6 -	1:04.360	47.891	1:52.251	69.91	1.879	11:58:50.187

P29 19		Dean FARNWORTH		Suzuki GSXR600 - DMFS ltd		
IDEAL LAP TIME : 1:56.555		BEST LAP TIME : 1:56.555		DIFFERENCE : 0.000		
LAP	SECTOR 1	SECTOR 2	LAP TIME	MPH	DIFF	TIME OF DAY
1 -		48.742	2:11.805	59.54	15.250	11:49:41.577
2 -	1:12.210	48.602	2:00.812 (3)	64.96	4.257	11:51:42.389
3 -	1:08.759	47.796	1:56.555 (1)	67.33		11:53:38.944
4 -	1:12.555	47.936	2:00.491 (2)	65.13	3.936	11:55:39.435
5 -	1:11.994	50.127	2:02.121	64.26	5.566	11:57:41.556

P30 138 SUP		Craig JARMIN		Suzuki SV 650 - SK PreP		
IDEAL LAP TIME : 1:50.827		BEST LAP TIME : 1:50.877		DIFFERENCE : 0.050		
LAP	SECTOR 1	SECTOR 2	LAP TIME	MPH	DIFF	TIME OF DAY
1 -		48.171	2:05.005	62.78	14.128	11:49:34.777
2 -	1:04.562	46.748	1:51.310 (2)	70.50	0.433	11:51:26.087
3 -	1:04.612	46.265	1:50.877 (1)	70.78		11:53:16.964

BMCRC - MRO Championships 2023 - Rnd 5 @ Cadwell Park

Thunderbike Sport & Supertwins

RACE 1 - BEST SECTORS

SECTOR 1			SECTOR 2			IDEAL / BEST COMPARISON						
POS	NO	NAME	TIME	NO	NAME	TIME	POS	NO	NAME	IDEAL	BEST	DIFF
									PERFECT LAP	1:38.290		
1	0	HILL	57.011	151	DENYER	41.279	1	0	HILL	1:38.354	1:38.354	0.000
2	92	CALDWELL	57.504	0	HILL	41.343	2	92	CALDWELL	1:39.190	1:39.412	0.222
3	33	BISWELL	57.622	92	CALDWELL	41.686	3	33	BISWELL	1:39.317	1:39.875	0.558
4	52	FRICKER	57.797	33	BISWELL	41.695	4	97	MANN	1:39.663	1:39.663	0.000
5	97	MANN	57.951	97	MANN	41.712	5	151	DENYER	1:39.790	1:39.790	0.000
6	69	RUSSO	58.384	52	FRICKER	42.144	6	52	FRICKER	1:39.941	1:40.058	0.117
7	151	DENYER	58.511	81	MAY	42.261	7	81	MAY	1:40.951	1:41.519	0.568
8	81	MAY	58.690	69	RUSSO	42.727	8	69	RUSSO	1:41.111	1:41.143	0.032
9	60	GOODINGS	58.831	60	GOODINGS	42.793	9	60	GOODINGS	1:41.624	1:42.128	0.504
10	25	DAY	59.162	48	WALLIS	42.907	10	25	DAY	1:42.129	1:42.285	0.156
11	994	HOWARD	59.712	25	DAY	42.967	11	994	HOWARD	1:42.739	1:43.158	0.419
12	77	MAY	1:00.047	994	HOWARD	43.027	12	77	MAY	1:43.333	1:43.474	0.141
13	57	NEWMAN	1:00.161	77	MAY	43.286	13	57	NEWMAN	1:43.498	1:43.498	0.000
14	7	TAYLOR	1:00.846	57	NEWMAN	43.337	14	48	WALLIS	1:43.912	1:43.912	0.000
15	48	WALLIS	1:01.005	11	BATE	43.518	15	7	TAYLOR	1:44.589	1:44.710	0.121
16	173	ALLISON	1:01.123	7	TAYLOR	43.743	16	11	BATE	1:45.034	1:45.587	0.553
17	11	BATE	1:01.516	173	ALLISON	44.138	17	173	ALLISON	1:45.261	1:45.261	0.000
18	51	BEESLEY	1:01.765	84	BRANCO	44.406	18	84	BRANCO	1:46.854	1:46.854	0.000
19	71	CLUNE	1:01.987	10	BEAN	44.644	19	71	CLUNE	1:46.973	1:46.973	0.000
20	84	BRANCO	1:02.448	71	CLUNE	44.986	20	51	BEESLEY	1:47.257	1:47.257	0.000
21	10	BEAN	1:02.963	910	GOWER	45.217	21	10	BEAN	1:47.607	1:47.662	0.055
22	910	GOWER	1:03.203	51	BEESLEY	45.492	22	910	GOWER	1:48.420	1:49.176	0.756
23	40	WILKINSON	1:03.395	40	WILKINSON	45.558	23	40	WILKINSON	1:48.953	1:48.953	0.000
24	281	FARLEY	1:03.435	67	HARVEY	45.613	24	281	FARLEY	1:49.220	1:49.788	0.568
25	26	DARBY	1:03.696	44	PARKER	45.780	25	67	HARVEY	1:49.355	1:49.355	0.000
26	67	HARVEY	1:03.742	281	FARLEY	45.785	26	44	PARKER	1:49.655	1:49.855	0.200
27	44	PARKER	1:03.875	26	DARBY	46.199	27	26	DARBY	1:49.895	1:50.372	0.477
28	127	CHAM	1:03.901	127	CHAM	46.263	28	127	CHAM	1:50.164	1:50.583	0.419
29	138	JARMIN	1:04.562	138	JARMIN	46.265	29	138	JARMIN	1:50.827	1:50.877	0.050
30	19	FARNWORTH	1:08.759	19	FARNWORTH	47.796	30	19	FARNWORTH	1:56.555	1:56.555	0.000
31												
32												

BMCRC - MRO Championships 2023 - Rnd 5 @ Cadwell Park

Thunderbike Sport & Supertwins

RACE 1 - STATISTICS

Competitors Started 32
Planned Start 2023-07-01 @ 11:30:00.000
Actual Start 2023-07-01 @ 11:47:29.771
Finish Time 2023-07-01 @ 11:57:29.466
Track Length 2.1800mi.
Total Laps 176
Total Distance Covered 383.6832mi.

Session Fastest Lap History

NO	CL	NAME	LAP TIME	TIME OF DAY	LAP	VEHICLE
0		Jeremy HILL	1:38.354	11:50:52.158	2	Yamaha R6

Session Leader History

NO	CL	NAME	FROM LAP	LAPS LED	DISTANCE	VEHICLE
0		Jeremy HILL	1	6	13.08 miles	Yamaha R6

Flag History

TYPE	TIME OF DAY
GREEN	11:47:29.771
FINISH	11:57:29.466

Flag Statistics

TYPE	COUNT	TOTAL LAPS	TOTAL TIME
Green	1	6	11:24.353
Red	0	0	0.000
Safety Car	0	0	0.000
FCY	0	0	0.000

BMCRC - MRO Championships 2023 - Rnd 5 @ Cadwell Park

Thunderbike Sport & Supertwins

RACE 1 - STATISTICS

CLASS :

22 Starters

Fastest Lap History

NO	NAME	LAP TIME	TIME OF DAY	LAP	VEHICLE
0	Jeremy HILL	1:38.354	11:50:52.158	2	Yamaha R6

Leader History

NO	NAME	FROM LAP	LAPS LED	DISTANCE	VEHICLE
0	Jeremy HILL	1	6	13.08 miles	Yamaha R6

BMCRC - MRO Championships 2023 - Rnd 5 @ Cadwell Park

Thunderbike Sport & Supertwins

RACE 1 - STATISTICS

CLASS : R

5 Starters

Fastest Lap History

NO	NAME	LAP TIME	TIME OF DAY	LAP	VEHICLE
994	Adrian HOWARD	1:44.488	11:51:07.034	2	Suzuki GSXR 600
994	Adrian HOWARD	1:43.955	11:52:50.988	3	Suzuki GSXR 600
994	Adrian HOWARD	1:43.227	11:54:34.216	4	Suzuki GSXR 600
994	Adrian HOWARD	1:43.158	11:58:01.412	6	Suzuki GSXR 600

Leader History

NO	NAME	FROM LAP	LAPS LED	DISTANCE	VEHICLE
994	Adrian HOWARD	1	6	13.08 miles	Suzuki GSXR 600

BMCRC - MRO Championships 2023 - Rnd 5 @ Cadwell Park

Thunderbike Sport & Supertwins

RACE 1 - STATISTICS

CLASS : SUP

5 Starters

Fastest Lap History

NO	NAME	LAP TIME	TIME OF DAY	LAP	VEHICLE
173	Nick ALLISON	1:46.807	11:51:10.760	2	Aprilia RS660
173	Nick ALLISON	1:45.261	11:52:56.021	3	Aprilia RS660

Leader History

NO	NAME	FROM LAP	LAPS LED	DISTANCE	VEHICLE
173	Nick ALLISON	1	6	13.08 miles	Aprilia RS660

BMCRC - MRO Championships 2023 - Rnd 5 @ Cadwell Park



Thunderbike Sport & Supertwins

RACE 12 - GRID (6 Laps)

ROW 12	34	24	Harley GODZISZ	35	119	Kevin BURTON	36	139	Michael HUDSON
ROW 11	31	19	Dean FARNWORTH	32	74	Daniel BLACK	33	99	Lee BELLOTTI
ROW 10	28	26	Piers DARBY	29	127	Matthew CHAM	30	138	Craig JARMIN
ROW 9	25	67	Simon HARVEY	26	281	Daniel FARLEY	27	44	Tony PARKER
ROW 8	22	10	Robert BEAN	23	40	Simon WILKINSON	24	910	Harry GOWER
ROW 7	19	71	Colin CLUNE	20	699	Simon WHALL	21	51	Paul BEESLEY
ROW 6	16	173	Nick ALLISON	17	11	Malcolm BATE	18	84	Ricardo BRANCO
ROW 5	13	57	Paul NEWMAN	14	48	Shaun WALLIS	15	7	Darren TAYLOR
ROW 4	10	25	Harrison DAY	11	994	Adrian HOWARD	12	77	David MAY
ROW 3	7	69	Tony RUSSO	8	81	Malvern MAY	9	60	Aiden GOODINGS
ROW 2	4	151	Andrew DENYER	5	33	Mark BISWELL	6	52	Elliot FRICKER
ROW 1	1	0	Jeremy HILL	2	92	Tommi CALDWELL	3	97	Alex MANN
Pole									

Cadwell Park: 2.1800 miles

These results are provisional until the conclusion of any judicial and technical matters.

Clerk Of Course :	Stewards :	Timekeeper :
		<i>Craig Smith</i>

Results can be found at www.tsl-timing.com

Printed - 12:01 Saturday, 01 July 2023



BMCRC - MRO Championships 2023 - Rnd 5 @ Cadwell Park



Thunderbike Sport & Supertwins

RACE 12 - CLASSIFICATION

POS	NO	CL	PIC NAME	ENTRY	LAPS	TIME	GAP	DIFF	MPH	BEST	ON
1	0		1 Jeremy HILL	Yamaha R6 - Silver Arrows Racing / LT-Info.com	6	9:56.850			78.89	1:38.286	6
2	33		2 Mark BISWELL	Yamaha FZR600R - Bizzle Bikesport	6	10:07.809	10.959	10.959	77.47	1:39.401	6
3	151		3 Andrew DENYER	Yamaha OW01 - me	6	10:07.987	11.137	0.178	77.44	1:39.834	6
4	97		4 Alex MANN	Honda CBR600RR - Michael Jones Jeweller, Espri	6	10:08.179	11.329	0.192	77.42	1:39.510	5
5	69		5 Tony RUSSO	Yamaha R6 - Wymark Lubricants	6	10:18.715	21.865	10.536	76.10	1:41.127	4
6	81		6 Malvern MAY	Honda CBR600RR - IMP racing	6	10:18.836	21.986	0.121	76.09	1:41.308	3
7	25		7 Harrison DAY	Yamaha R6 -	6	10:22.914	26.064	4.078	75.59	1:41.616	6
8	994	R	1 Adrian HOWARD	Suzuki GSXR 600 - Geary Roofing & Building Serv	6	10:23.471	26.621	0.557	75.52	1:41.253	6
9	77		8 David MAY	Suzuki GSXR600 - Orchard cooling/ team Silver Ar	6	10:35.224	38.374	11.753	74.12	1:43.941	6
10	57		9 Paul NEWMAN	Yamaha R6 - Scarlett racing	6	10:37.659	40.809	2.435	73.84	1:44.826	4
11	52		10 Elliot FRICKER	Honda CBR600 - Credit card	6	10:42.109	45.259	4.450	73.33	1:39.813	3
12	7	R	2 Darren TAYLOR	Kawasaki ZX6R -	6	10:44.179	47.329	2.070	73.09	1:45.397	5
13	60		11 Aiden GOODINGS	Honda CBR600F4 - Micky G Racing	6	10:44.372	47.522	0.193	73.07	1:44.528	3
14	48		12 Shaun WALLIS	Yamaha R6 - MBC Despatch Racing	6	10:44.737	47.887	0.365	73.03	1:44.326	6
15	84		13 Ricardo BRANCO	Yamaha R6 - IMP Racing	6	10:50.605	53.755	5.868	72.37	1:46.104	6
16	11		14 Malcolm BATE	Kawasaki ZX7R - Hartjay	6	10:51.055	54.205	0.450	72.32	1:45.612	5
17	173	SUP	1 Nick ALLISON	Aprilia RS660 -	6	10:51.579	54.729	0.524	72.26	1:46.562	3
18	71		15 Colin CLUNE	Suzuki SV650 -	6	10:52.978	56.128	1.399	72.11	1:46.003	6
19	10		16 Robert BEAN	Kawasaki ZXR 750 - Mean Green Bean Motorcycles	6	10:53.931	57.081	0.953	72.00	1:47.013	6
20	74	SUP	2 Daniel BLACK	Suzukis SV650 - DAD	6	10:54.827	57.977	0.896	71.90	1:45.313	6
21	67	R	3 Simon HARVEY	Suzuki SV650 -	6	11:05.032	1:08.182	10.205	70.80	1:47.687	6
22	910	R	4 Harry GOWER	Suzuki SV650 - RightGear Motorcycles	6	11:05.231	1:08.381	0.199	70.78	1:48.438	5
23	44	SUP	3 Tony PARKER	Kawasaki ER650RR - insta/youtube - 44notpol	6	11:06.650	1:09.800	1.419	70.63	1:49.294	3
24	51		17 Paul BEESLEY	Yamaha R6 -	6	11:08.602	1:11.752	1.952	70.42	1:49.102	2
25	26	SUP	4 Piers DARBY	Suzuki SV650 - Darby Racing	6	11:09.172	1:12.322	0.570	70.36	1:48.697	5
26	281		18 Daniel FARLEY	Suzuki SV650 - F-TECH FIRE & ELECTRICAL LTD	6	11:09.262	1:12.412	0.090	70.35	1:48.675	5
27	40		19 Simon WILKINSON	Suzuki SV650 - S P Wilkinson Engineering Ltd	6	11:12.729	1:15.879	3.467	69.99	1:50.127	6

NOT CLASSIFIED

DNF	138	SUP	Craig JARMIN	Suzuki SV 650 - SK PreP	3	5:38.891	3 Laps	3 Laps	69.47	1:47.725	3
DNF	127	R	Matthew CHAM	Ducati MONSTER 696 -	1	2:02.742	5 Laps	2 Laps	63.93		
DQ	92		Tommi CALDWELL	Yamaha YZF-R6 - DART Motorsport							

NOT STARTED

NS	99		Lee BELLOTTI	Kawasaki ZX6R - Linda Bellotti (Mum)							
----	----	--	--------------	--------------------------------------	--	--	--	--	--	--	--

FASTEST LAP

	0		Jeremy HILL	Yamaha R6 - Silver Arrows Racing / LT-Info.com	6	1:38.286			79.84 mph	128.50 kph	
	994	R	Adrian HOWARD	Suzuki GSXR 600 - Geary Roofing & Building Serv	6	1:41.253			77.50 mph	124.73 kph	
	74	SUP	Daniel BLACK	Suzukis SV650 - DAD	6	1:45.313			74.52 mph	119.93 kph	

Bike 92 - Disqualified for failing post race technical inspection

Class - 92.5% of Race Speed = 72.97 mph

Class R - 92.5% of Race Speed = 69.85 mph

Class SUP - 92.5% of Race Speed = 66.84 mph

Race Distance: 6 Laps / 13.08 miles

Cadwell Park: 2.1800 miles

Date: 01/07/2023 Start: 15:29 Finish: 15:39

Weather / Track : Cloudy / Dry

These results are provisional until the conclusion of any judicial and technical matters.

Clerk Of Course :	Stewards :	Timekeeper : <i>Craig Smith</i>
-------------------	------------	------------------------------------

Results can be found at www.tsl-timing.com

Printed - 15:58 Saturday, 01 July 2023



BMCRC - MRO Championships 2023 - Rnd 5 @ Cadwell Park

Thunderbike Sport & Supertwins

RACE 12 - LAP CHART

LAP 1 @ 15:31:10.524			LAP 3 @ 15:34:28.525			LAP 5 @ 15:37:45.312		
NO	BEHIND	LAP TIME	NO	BEHIND	LAP TIME	NO	BEHIND	LAP TIME
0		1:43.776	0		1:38.879	0		1:38.425
92	0.527	1:44.303	92	0.629	1:38.773	92	2.469	1:39.448
151	2.496	1:46.272	151	6.315	1:40.798	151	9.589	1:40.073
97	2.915	1:46.691	97	6.642	1:40.470	33	9.844	1:39.756
69	3.847	1:47.623	33	7.066	1:39.495	97	10.057	1:39.510
33	4.151	1:47.927	52	8.304	1:39.813	69	17.047	1:42.221
52	5.533	1:49.309	69	10.486	1:43.127	81	18.711	1:41.766
57	6.868	1:50.644	81	12.181	1:41.308	25	22.734	1:41.960
81	7.043	1:50.819	994	14.735	1:42.510	994	23.654	1:42.971
25	7.291	1:51.067	25	15.055	1:42.308	57	32.298	1:44.997
994	7.705	1:51.481	57	19.262	1:44.839	77	32.719	1:44.954
77	8.018	1:51.794	77	19.591	1:44.696	7	39.793	1:45.397
84	10.573	1:54.349	7	25.675	1:45.497	60	40.227	1:45.655
60	10.864	1:54.640	60	25.995	1:44.528	48	41.847	1:44.531
7	10.993	1:54.769	84	28.278	1:47.069	52	42.912	1:42.950
48	11.257	1:55.033	48	28.490	1:46.675	11	45.837	1:45.612
10	12.409	1:56.185	173	28.774	1:46.562	84	45.937	1:46.676
173	12.576	1:56.352	11	28.895	1:46.480	173	46.365	1:46.690
11	12.800	1:56.576	10	30.449	1:47.253	10	48.354	1:47.111
44	13.793	1:57.569	71	30.990	1:46.456	71	48.411	1:46.470
71	14.481	1:58.257	44	35.521	1:49.294	74	50.950	1:45.881
910	14.679	1:58.455	910	35.769	1:49.453	910	57.529	1:48.438
40	15.709	1:59.485	74	35.865	1:46.705	44	58.550	1:50.139
281	16.506	2:00.282	138	37.114	1:47.725	67	58.781	1:47.879
51	17.049	2:00.825	51	37.349	1:49.199	51	1:00.304	1:49.920
138	17.589	2:01.365	40	38.369	1:50.389	26	1:01.035	1:48.697
26	17.795	2:01.571	26	38.514	1:48.714	281	1:01.203	1:48.675
74	17.898	2:01.674	67	38.608	1:48.722	40	1:04.038	1:51.820
67	18.067	2:01.843	281	39.393	1:49.892			
127	18.966	2:02.742						

LAP 2 @ 15:32:49.646			LAP 4 @ 15:36:06.887			LAP 6 @ 15:39:23.598		
NO	BEHIND	LAP TIME	NO	BEHIND	LAP TIME	NO	BEHIND	LAP TIME
0		1:39.122	0		1:38.362	0		1:38.286
92	0.735	1:39.330	92	1.446	1:39.179	92	4.232	1:40.049
151	4.396	1:41.022	151	7.941	1:39.988	33	10.959	1:39.401
97	5.051	1:41.258	33	8.513	1:39.809	151	11.137	1:39.834
69	6.238	1:41.513	97	8.972	1:40.692	97	11.329	1:39.558
33	6.450	1:41.421	69	13.251	1:41.127	69	21.865	1:43.104
52	7.370	1:40.959	81	15.370	1:41.551	81	21.986	1:41.561
81	9.752	1:41.831	994	19.108	1:42.735	25	26.064	1:41.616
994	11.104	1:42.521	25	19.199	1:42.506	994	26.621	1:41.253
25	11.626	1:43.457	57	25.726	1:44.826	77	38.374	1:43.941
57	13.302	1:45.556	77	26.190	1:44.961	57	40.809	1:46.797
77	13.774	1:44.878	7	32.821	1:45.508	52	45.259	1:40.633
7	19.057	1:47.186	60	32.997	1:45.364	7	47.329	1:45.822
84	20.088	1:48.637	48	35.741	1:45.613	60	47.522	1:45.581
60	20.346	1:48.604	84	37.686	1:47.770	48	47.887	1:44.326
48	20.694	1:48.559	173	38.100	1:47.688	84	53.755	1:46.104
173	21.091	1:47.637	52	38.387	2:08.445	11	54.205	1:46.654
11	21.294	1:47.616	11	38.650	1:48.117	173	54.729	1:46.650
10	22.075	1:48.788	10	39.668	1:47.581	71	56.128	1:46.003
71	23.413	1:48.054	71	40.366	1:47.738	10	57.081	1:47.013
44	25.106	1:50.435	74	43.494	1:45.991	74	57.977	1:45.313
910	25.195	1:49.638	44	46.836	1:49.677	67	1:08.182	1:47.687
40	26.859	1:50.272	910	47.516	1:50.109	910	1:08.381	1:49.138
51	27.029	1:49.102	51	48.809	1:49.822	44	1:09.800	1:49.536
74	28.039	1:49.263	67	49.327	1:49.081	51	1:11.752	1:49.734
138	28.268	1:49.801	40	50.643	1:50.636	26	1:12.322	1:49.573
281	28.380	1:50.996	26	50.763	1:50.611	281	1:12.412	1:49.495
26	28.679	1:50.006	281	50.953	1:49.922	40	1:15.879	1:50.127
67	28.765	1:49.820						

Weather / Track : Cloudy / Dry

Cadwell Park: 2.1800 miles
Date: 01/07/2023 Start: 15:29 Finish: 15:39

Results can be found at www.tsl-timing.com

Printed - 15:41 Saturday, 01 July 2023

BMCRC - MRO Championships 2023 - Rnd 5 @ Cadwell Park

Thunderbike Sport & Supertwins

RACE 12 - POSITION CHART

No	Name	Lap Pos	Lap					
			1	2	3	4	5	6
0	HILL	1	0	0	0	0	0	0
92	CALDWELL	2	92	92	92	92	92	92
97	MANN	3	151	151	151	151	151	33
151	DENYER	4	97	97	97	33	33	151
33	BISWELL	5	69	69	33	97	97	97
52	FRICKER	6	33	33	52	69	69	69
69	RUSSO	7	52	52	69	81	81	81
81	MAY	8	57	81	81	994	25	25
60	GOODINGS	9	81	994	994	25	994	994
25	DAY	10	25	25	25	57	57	77
994	HOWARD	11	994	57	57	77	77	57
77	MAY	12	77	77	77	7	7	52
57	NEWMAN	13	84	7	7	60	60	7
48	WALLIS	14	60	84	60	48	48	60
7	TAYLOR	15	7	60	84	84	52	48
173	ALLISON	16	48	48	48	173	11	84
11	BATE	17	10	173	173	52	84	11
84	BRANCO	18	173	11	11	11	173	173
71	CLUNE	19	11	10	10	10	10	71
51	BEESELEY	20	44	71	71	71	71	10
10	BEAN	21	71	44	44	74	74	74
40	WILKINSON	22	910	910	910	44	910	67
910	GOWER	23	40	40	74	910	44	910
67	HARVEY	24	281	51	138	51	67	44
281	FARLEY	25	51	74	51	67	51	51
44	PARKER	26	138	138	40	40	26	26
26	DARBY	27	26	281	26	26	281	281
127	CHAM	28	74	26	67	281	40	40
138	JARMIN	29	67	67	281			
74	BLACK	30	127					
99	BELLOTTI	31						

BMCRC - MRO Championships 2023 - Rnd 5 @ Cadwell Park

Thunderbike Sport & Supertwins

RACE 12 - SECTOR ANALYSIS



SECTOR 1 = FL to I1, SECTOR 2 = I1 to FL, DIFF = Difference To Personal Best Lap, P = Crossed Finish Line in Pit Lane, D = Time Disallowed

P1 0		Jeremy HILL		Yamaha R6 - Silver Arrows Racing / LT-Info.com			
IDEAL LAP TIME : 1:38.069		BEST LAP TIME : 1:38.286		DIFFERENCE : 0.217			
LAP	SECTOR 1	SECTOR 2	LAP TIME	MPH	DIFF	TIME OF DAY	
1 -		41.518	1:43.776	75.62	5.490	15:31:10.524	
2 -	57.537	41.585	1:39.122	79.17	0.836	15:32:49.646	
3 -	56.868	42.011	1:38.879	79.37	0.593	15:34:28.525	
4 -	57.102	41.260	1:38.362 (2)	79.78	0.076	15:36:06.887	
5 -	56.984	41.441	1:38.425 (3)	79.73	0.139	15:37:45.312	
6 -	56.809	41.477	1:38.286 (1)	79.84		15:39:23.598	

P2 92		Tommi CALDWELL		Yamaha YZF-R6 - DART Motorsport			
IDEAL LAP TIME : 1:38.485		BEST LAP TIME : 1:38.773		DIFFERENCE : 0.288			
LAP	SECTOR 1	SECTOR 2	LAP TIME	MPH	DIFF	TIME OF DAY	
1 -		41.749	1:44.303	75.24	5.530	15:31:11.051	
2 -	57.332	41.998	1:39.330 (3)	79.01	0.557	15:32:50.381	
3 -	56.736	42.037	1:38.773 (1)	79.45		15:34:29.154	
4 -	56.888	42.291	1:39.179 (2)	79.13	0.406	15:36:08.333	
5 -	57.081	42.367	1:39.448	78.91	0.675	15:37:47.781	
6 -	57.630	42.419	1:40.049	78.44	1.276	15:39:27.830	

P3 33		Mark BISWELL		Yamaha FZR600R - Bizzle Bikesport			
IDEAL LAP TIME : 1:39.401		BEST LAP TIME : 1:39.401		DIFFERENCE : 0.000			
LAP	SECTOR 1	SECTOR 2	LAP TIME	MPH	DIFF	TIME OF DAY	
1 -		42.443	1:47.927	72.71	8.526	15:31:14.675	
2 -	58.065	43.356	1:41.421	77.38	2.020	15:32:56.096	
3 -	57.840	41.655	1:39.495 (2)	78.87	0.094	15:34:35.591	
4 -	58.068	41.741	1:39.809	78.63	0.408	15:36:15.400	
5 -	57.934	41.822	1:39.756 (3)	78.67	0.355	15:37:55.156	
6 -	57.823	41.578	1:39.401 (1)	78.95		15:39:34.557	

P4 151		Andrew DENYER		Yamaha OW01 - me			
IDEAL LAP TIME : 1:39.601		BEST LAP TIME : 1:39.834		DIFFERENCE : 0.233			
LAP	SECTOR 1	SECTOR 2	LAP TIME	MPH	DIFF	TIME OF DAY	
1 -		42.090	1:46.272	73.84	6.438	15:31:13.020	
2 -	58.982	42.040	1:41.022	77.68	1.188	15:32:54.042	
3 -	58.821	41.977	1:40.798	77.85	0.964	15:34:34.840	
4 -	58.683	41.305	1:39.988 (2)	78.49	0.154	15:36:14.828	
5 -	58.296	41.777	1:40.073 (3)	78.42	0.239	15:37:54.901	
6 -	58.450	41.384	1:39.834 (1)	78.61		15:39:34.735	

P5 97		Alex MANN		Honda CBR600RR - Michael Jones Jeweller, Esprit Group, Carl			
IDEAL LAP TIME : 1:39.058		BEST LAP TIME : 1:39.510		DIFFERENCE : 0.452			
LAP	SECTOR 1	SECTOR 2	LAP TIME	MPH	DIFF	TIME OF DAY	
1 -		42.269	1:46.691	73.55	7.181	15:31:13.439	
2 -	58.747	42.511	1:41.258	77.50	1.748	15:32:54.697	
3 -	58.433	42.037	1:40.470 (3)	78.11	0.960	15:34:35.167	
4 -	58.792	41.900	1:40.692	77.94	1.182	15:36:15.859	
5 -	57.692	41.818	1:39.510 (1)	78.86		15:37:55.369	
6 -	58.192	41.366	1:39.558 (2)	78.82	0.048	15:39:34.927	

P6 69		Tony RUSSO		Yamaha R6 - Wymark Lubricants			
IDEAL LAP TIME : 1:40.624		BEST LAP TIME : 1:41.127		DIFFERENCE : 0.503			
LAP	SECTOR 1	SECTOR 2	LAP TIME	MPH	DIFF	TIME OF DAY	
1 -		42.546	1:47.623	72.92	6.496	15:31:14.371	
2 -	58.078	43.435	1:41.513 (2)	77.31	0.386	15:32:55.884	
3 -	59.792	43.335	1:43.127	76.10	2.000	15:34:39.011	
4 -	58.279	42.848	1:41.127 (1)	77.60		15:36:20.138	
5 -	58.922	43.299	1:42.221 (3)	76.77	1.094	15:38:02.359	
6 -	58.902	44.202	1:43.104	76.11	1.977	15:39:45.463	

BMCRC - MRO Championships 2023 - Rnd 5 @ Cadwell Park

Thunderbike Sport & Supertwins

RACE 12 - SECTOR ANALYSIS



SECTOR 1 = FL to I1, SECTOR 2 = I1 to FL, DIFF = Difference To Personal Best Lap, P = Crossed Finish Line in Pit Lane, D = Time Disallowed

P7 81 Malvern MAY		Honda CBR600RR - IMP racing				
IDEAL LAP TIME : 1:41.070		BEST LAP TIME : 1:41.308		DIFFERENCE : 0.238		
LAP	SECTOR 1	SECTOR 2	LAP TIME	MPH	DIFF	TIME OF DAY
1 -		43.963	1:50.819	70.81	9.511	15:31:17.567
2 -	59.236	42.595	1:41.831	77.06	0.523	15:32:59.398
3 -	58.702	42.606	1:41.308 (1)	77.46		15:34:40.706
4 -	58.852	42.699	1:41.551 (2)	77.28	0.243	15:36:22.257
5 -	59.309	42.457	1:41.766	77.11	0.458	15:38:04.023
6 -	58.613	42.948	1:41.561 (3)	77.27	0.253	15:39:45.584

P8 25 Harrison DAY		Yamaha R6 -				
IDEAL LAP TIME : 1:41.499		BEST LAP TIME : 1:41.616		DIFFERENCE : 0.117		
LAP	SECTOR 1	SECTOR 2	LAP TIME	MPH	DIFF	TIME OF DAY
1 -		43.803	1:51.067	70.66	9.451	15:31:17.815
2 -	1:00.430	43.027	1:43.457	75.85	1.841	15:33:01.272
3 -	59.073	43.235	1:42.308 (3)	76.71	0.692	15:34:43.580
4 -	59.350	43.156	1:42.506	76.56	0.890	15:36:26.086
5 -	59.273	42.687	1:41.960 (2)	76.97	0.344	15:38:08.046
6 -	59.190	42.426	1:41.616 (1)	77.23		15:39:49.662

P9 994 R Adrian HOWARD		Suzuki GSXR 600 - Geary Roofing & Building Services				
IDEAL LAP TIME : 1:41.253		BEST LAP TIME : 1:41.253		DIFFERENCE : 0.000		
LAP	SECTOR 1	SECTOR 2	LAP TIME	MPH	DIFF	TIME OF DAY
1 -		43.760	1:51.481	70.39	10.228	15:31:18.229
2 -	59.256	43.265	1:42.521 (3)	76.55	1.268	15:33:00.750
3 -	59.435	43.075	1:42.510 (2)	76.55	1.257	15:34:43.260
4 -	59.436	43.299	1:42.735	76.39	1.482	15:36:25.995
5 -	59.796	43.175	1:42.971	76.21	1.718	15:38:08.966
6 -	58.613	42.640	1:41.253 (1)	77.50		15:39:50.219

P10 77 David MAY		Suzuki GSXR600 - Orchard cooling/ team Silver Arrows				
IDEAL LAP TIME : 1:43.521		BEST LAP TIME : 1:43.941		DIFFERENCE : 0.420		
LAP	SECTOR 1	SECTOR 2	LAP TIME	MPH	DIFF	TIME OF DAY
1 -		43.844	1:51.794	70.20	7.853	15:31:18.542
2 -	1:00.084	44.794	1:44.878 (3)	74.83	0.937	15:33:03.420
3 -	1:00.207	44.489	1:44.696 (2)	74.96	0.755	15:34:48.116
4 -	1:00.588	44.373	1:44.961	74.77	1.020	15:36:33.077
5 -	1:00.705	44.249	1:44.954	74.77	1.013	15:38:18.031
6 -	1:00.504	43.437	1:43.941 (1)	75.50		15:40:01.972

P11 57 Paul NEWMAN		Yamaha R6 - Scarlett racing				
IDEAL LAP TIME : 1:44.453		BEST LAP TIME : 1:44.826		DIFFERENCE : 0.373		
LAP	SECTOR 1	SECTOR 2	LAP TIME	MPH	DIFF	TIME OF DAY
1 -		44.084	1:50.644	70.93	5.818	15:31:17.392
2 -	1:00.583	44.973	1:45.556	74.34	0.730	15:33:02.948
3 -	1:00.369	44.470	1:44.839 (2)	74.85	0.013	15:34:47.787
4 -	1:00.388	44.438	1:44.826 (1)	74.86		15:36:32.613
5 -	1:00.787	44.210	1:44.997 (3)	74.74	0.171	15:38:17.610
6 -	1:00.895	45.902	1:46.797	73.48	1.971	15:40:04.407

P12 52 Elliot FRICKER		Honda CBR600 - Credit card				
IDEAL LAP TIME : 1:39.813		BEST LAP TIME : 1:39.813		DIFFERENCE : 0.000		
LAP	SECTOR 1	SECTOR 2	LAP TIME	MPH	DIFF	TIME OF DAY
1 -		43.235	1:49.309	71.79	9.496	15:31:16.057
2 -	58.470	42.489	1:40.959 (3)	77.73	1.146	15:32:57.016
3 -	57.877	41.936	1:39.813 (1)	78.62		15:34:36.829
4 -	1:24.266	44.179	2:08.445	61.10	28.632	15:36:45.274
5 -	1:00.485	42.465	1:42.950	76.23	3.137	15:38:28.224
6 -	58.215	42.418	1:40.633 (2)	77.98	0.820	15:40:08.857

BMCRC - MRO Championships 2023 - Rnd 5 @ Cadwell Park

Thunderbike Sport & Supertwins

RACE 12 - SECTOR ANALYSIS



SECTOR 1 = FL to I1, SECTOR 2 = I1 to FL, DIFF = Difference To Personal Best Lap, P = Crossed Finish Line in Pit Lane, D = Time Disallowed

P13 7 R		Darren TAYLOR		Kawasaki ZX6R -		
IDEAL LAP TIME : 1:45.348		BEST LAP TIME : 1:45.397		DIFFERENCE : 0.049		
LAP	SECTOR 1	SECTOR 2	LAP TIME	MPH	DIFF	TIME OF DAY
1 -		45.040	1:54.769	68.38	9.372	15:31:21.517
2 -	1:02.351	44.835	1:47.186	73.21	1.789	15:33:08.703
3 -	1:01.360	44.137	1:45.497 (2)	74.39	0.100	15:34:54.200
4 -	1:01.433	44.075	1:45.508 (3)	74.38	0.111	15:36:39.708
5 -	1:01.273	44.124	1:45.397 (1)	74.46		15:38:25.105
6 -	1:01.331	44.491	1:45.822	74.16	0.425	15:40:10.927

P14 60		Aiden GOODINGS		Honda CBR600F4 - Micky G Racing		
IDEAL LAP TIME : 1:44.360		BEST LAP TIME : 1:44.528		DIFFERENCE : 0.168		
LAP	SECTOR 1	SECTOR 2	LAP TIME	MPH	DIFF	TIME OF DAY
1 -		44.719	1:54.640	68.45	10.112	15:31:21.388
2 -	1:02.063	46.541	1:48.604	72.26	4.076	15:33:09.992
3 -	1:00.350	44.178	1:44.528 (1)	75.08		15:34:54.520
4 -	1:01.354	44.010	1:45.364 (2)	74.48	0.836	15:36:39.884
5 -	1:01.435	44.220	1:45.655	74.28	1.127	15:38:25.539
6 -	1:01.515	44.066	1:45.581 (3)	74.33	1.053	15:40:11.120

P15 48		Shaun WALLIS		Yamaha R6 - MBC Despatch Racing		
IDEAL LAP TIME : 1:44.208		BEST LAP TIME : 1:44.326		DIFFERENCE : 0.118		
LAP	SECTOR 1	SECTOR 2	LAP TIME	MPH	DIFF	TIME OF DAY
1 -		44.942	1:55.033	68.22	10.707	15:31:21.781
2 -	1:02.397	46.162	1:48.559	72.29	4.233	15:33:10.340
3 -	1:01.458	45.217	1:46.675	73.56	2.349	15:34:57.015
4 -	1:02.023	43.590	1:45.613 (3)	74.30	1.287	15:36:42.628
5 -	1:00.737	43.794	1:44.531 (2)	75.07	0.205	15:38:27.159
6 -	1:00.855	43.471	1:44.326 (1)	75.22		15:40:11.485

P16 84		Ricardo BRANCO		Yamaha R6 - IMP Racing		
IDEAL LAP TIME : 1:46.051		BEST LAP TIME : 1:46.104		DIFFERENCE : 0.053		
LAP	SECTOR 1	SECTOR 2	LAP TIME	MPH	DIFF	TIME OF DAY
1 -		45.538	1:54.349	68.63	8.245	15:31:21.097
2 -	1:02.114	46.523	1:48.637	72.24	2.533	15:33:09.734
3 -	1:01.819	45.250	1:47.069 (3)	73.29	0.965	15:34:56.803
4 -	1:02.381	45.389	1:47.770	72.82	1.666	15:36:44.573
5 -	1:01.649	45.027	1:46.676 (2)	73.56	0.572	15:38:31.249
6 -	1:01.702	44.402	1:46.104 (1)	73.96		15:40:17.353

P17 11		Malcolm BATE		Kawasaki ZX7R - Hartjay		
IDEAL LAP TIME : 1:45.612		BEST LAP TIME : 1:45.612		DIFFERENCE : 0.000		
LAP	SECTOR 1	SECTOR 2	LAP TIME	MPH	DIFF	TIME OF DAY
1 -		45.403	1:56.576	67.32	10.964	15:31:23.324
2 -	1:01.638	45.978	1:47.616	72.92	2.004	15:33:10.940
3 -	1:01.382	45.098	1:46.480 (2)	73.70	0.868	15:34:57.420
4 -	1:02.409	45.708	1:48.117	72.58	2.505	15:36:45.537
5 -	1:00.959	44.653	1:45.612 (1)	74.31		15:38:31.149
6 -	1:01.930	44.724	1:46.654 (3)	73.58	1.042	15:40:17.803

P18 173 SUP		Nick ALLISON		Aprilia RS660 -		
IDEAL LAP TIME : 1:46.266		BEST LAP TIME : 1:46.562		DIFFERENCE : 0.296		
LAP	SECTOR 1	SECTOR 2	LAP TIME	MPH	DIFF	TIME OF DAY
1 -		45.429	1:56.352	67.45	9.790	15:31:23.100
2 -	1:01.622	46.015	1:47.637	72.91	1.075	15:33:10.737
3 -	1:01.322	45.240	1:46.562 (1)	73.64		15:34:57.299
4 -	1:02.135	45.553	1:47.688	72.87	1.126	15:36:44.987
5 -	1:01.695	44.995	1:46.690 (3)	73.55	0.128	15:38:31.677
6 -	1:01.706	44.944	1:46.650 (2)	73.58	0.088	15:40:18.327

BMCRC - MRO Championships 2023 - Rnd 5 @ Cadwell Park

Thunderbike Sport & Supertwins

RACE 12 - SECTOR ANALYSIS



SECTOR 1 = FL to I1, SECTOR 2 = I1 to FL, DIFF = Difference To Personal Best Lap, P = Crossed Finish Line in Pit Lane, D = Time Disallowed

P19 71		Colin CLUNE		Suzuki SV650 -		
IDEAL LAP TIME : 1:45.425		BEST LAP TIME : 1:46.003		DIFFERENCE : 0.578		
LAP	SECTOR 1	SECTOR 2	LAP TIME	MPH	DIFF	TIME OF DAY
1 -		46.259	1:58.257	66.36	12.254	15:31:25.005
2 -	1:02.854	45.200	1:48.054	72.63	2.051	15:33:13.059
3 -	1:01.383	45.073	1:46.456 (2)	73.72	0.453	15:34:59.515
4 -	1:02.101	45.637	1:47.738	72.84	1.735	15:36:47.253
5 -	1:01.442	45.028	1:46.470 (3)	73.71	0.467	15:38:33.723
6 -	1:01.961	44.042	1:46.003 (1)	74.03		15:40:19.726

P20 10		Robert BEAN		Kawasaki ZXR 750 - Mean Green Bean Motorcycles		
IDEAL LAP TIME : 1:46.747		BEST LAP TIME : 1:47.013		DIFFERENCE : 0.266		
LAP	SECTOR 1	SECTOR 2	LAP TIME	MPH	DIFF	TIME OF DAY
1 -		45.511	1:56.185	67.54	9.172	15:31:22.933
2 -	1:03.258	45.530	1:48.788	72.14	1.775	15:33:11.721
3 -	1:02.437	44.816	1:47.253 (3)	73.17	0.240	15:34:58.974
4 -	1:02.375	45.206	1:47.581	72.95	0.568	15:36:46.555
5 -	1:01.995	45.116	1:47.111 (2)	73.27	0.098	15:38:33.666
6 -	1:02.261	44.752	1:47.013 (1)	73.33		15:40:20.679

P21 74 SUP		Daniel BLACK		Suzukis SV650 - DAD		
IDEAL LAP TIME : 1:45.313		BEST LAP TIME : 1:45.313		DIFFERENCE : 0.000		
LAP	SECTOR 1	SECTOR 2	LAP TIME	MPH	DIFF	TIME OF DAY
1 -		47.388	2:01.674	64.50	16.361	15:31:28.422
2 -	1:02.783	46.480	1:49.263	71.82	3.950	15:33:17.685
3 -	1:01.523	45.182	1:46.705	73.54	1.392	15:35:04.390
4 -	1:01.784	44.207	1:45.991 (3)	74.04	0.678	15:36:50.381
5 -	1:01.655	44.226	1:45.881 (2)	74.12	0.568	15:38:36.262
6 -	1:01.297	44.016	1:45.313 (1)	74.52		15:40:21.575

P22 67 R		Simon HARVEY		Suzuki SV650 -		
IDEAL LAP TIME : 1:47.342		BEST LAP TIME : 1:47.687		DIFFERENCE : 0.345		
LAP	SECTOR 1	SECTOR 2	LAP TIME	MPH	DIFF	TIME OF DAY
1 -		46.319	2:01.843	64.41	14.156	15:31:28.591
2 -	1:03.869	45.951	1:49.820	71.46	2.133	15:33:18.411
3 -	1:03.599	45.123	1:48.722 (3)	72.18	1.035	15:35:07.133
4 -	1:03.466	45.615	1:49.081	71.94	1.394	15:36:56.214
5 -	1:02.984	44.895	1:47.879 (2)	72.74	0.192	15:38:44.093
6 -	1:02.447	45.240	1:47.687 (1)	72.87		15:40:31.780

P23 910 R		Harry GOWER		Suzuki SV650 - RightGear Motorcycles		
IDEAL LAP TIME : 1:48.085		BEST LAP TIME : 1:48.438		DIFFERENCE : 0.353		
LAP	SECTOR 1	SECTOR 2	LAP TIME	MPH	DIFF	TIME OF DAY
1 -		46.124	1:58.455	66.25	10.017	15:31:25.203
2 -	1:03.260	46.378	1:49.638	71.58	1.200	15:33:14.841
3 -	1:03.534	45.919	1:49.453 (3)	71.70	1.015	15:35:04.294
4 -	1:03.668	46.441	1:50.109	71.27	1.671	15:36:54.403
5 -	1:03.613	44.825	1:48.438 (1)	72.37		15:38:42.841
6 -	1:03.405	45.733	1:49.138 (2)	71.90	0.700	15:40:31.979

P24 44 SUP		Tony PARKER		Kawasaki ER650RR - insta/youtube - 44notpol		
IDEAL LAP TIME : 1:48.727		BEST LAP TIME : 1:49.294		DIFFERENCE : 0.567		
LAP	SECTOR 1	SECTOR 2	LAP TIME	MPH	DIFF	TIME OF DAY
1 -		45.919	1:57.569	66.75	8.275	15:31:24.317
2 -	1:03.462	46.973	1:50.435	71.06	1.141	15:33:14.752
3 -	1:03.422	45.872	1:49.294 (1)	71.80		15:35:04.046
4 -	1:03.805	45.872	1:49.677 (3)	71.55	0.383	15:36:53.723
5 -	1:04.834	45.305	1:50.139	71.25	0.845	15:38:43.862
6 -	1:03.808	45.728	1:49.536 (2)	71.64	0.242	15:40:33.398

BMCRC - MRO Championships 2023 - Rnd 5 @ Cadwell Park

Thunderbike Sport & Supertwins

RACE 12 - SECTOR ANALYSIS



SECTOR 1 = FL to I1, SECTOR 2 = I1 to FL, DIFF = Difference To Personal Best Lap, P = Crossed Finish Line in Pit Lane, D = Time Disallowed

P25 51		Paul BEESLEY		Yamaha R6 -		
IDEAL LAP TIME : 1:48.464		BEST LAP TIME : 1:49.102		DIFFERENCE : 0.638		
LAP	SECTOR 1	SECTOR 2	LAP TIME	MPH	DIFF	TIME OF DAY
1 -		47.434	2:00.825	64.95	11.723	15:31:27.573
2 -	1:03.054	46.048	1:49.102 (1)	71.93		15:33:16.675
3 -	1:02.416	46.783	1:49.199 (2)	71.86	0.097	15:35:05.874
4 -	1:03.319	46.503	1:49.822	71.46	0.720	15:36:55.696
5 -	1:03.807	46.113	1:49.920	71.39	0.818	15:38:45.616
6 -	1:03.534	46.200	1:49.734 (3)	71.51	0.632	15:40:35.350

P26 26 SUP		Piers DARBY		Suzuki SV650 - Darby Racing		
IDEAL LAP TIME : 1:48.274		BEST LAP TIME : 1:48.697		DIFFERENCE : 0.423		
LAP	SECTOR 1	SECTOR 2	LAP TIME	MPH	DIFF	TIME OF DAY
1 -		47.507	2:01.571	64.55	12.874	15:31:28.319
2 -	1:03.596	46.410	1:50.006	71.34	1.309	15:33:18.325
3 -	1:02.416	46.298	1:48.714 (2)	72.19	0.017	15:35:07.039
4 -	1:03.754	46.857	1:50.611	70.95	1.914	15:36:57.650
5 -	1:02.839	45.858	1:48.697 (1)	72.20		15:38:46.347
6 -	1:03.196	46.377	1:49.573 (3)	71.62	0.876	15:40:35.920

P27 281		Daniel FARLEY		Suzuki SV650 - F-TECH FIRE & ELECTRICAL LTD		
IDEAL LAP TIME : 1:48.399		BEST LAP TIME : 1:48.675		DIFFERENCE : 0.276		
LAP	SECTOR 1	SECTOR 2	LAP TIME	MPH	DIFF	TIME OF DAY
1 -		46.515	2:00.282	65.24	11.607	15:31:27.030
2 -	1:04.607	46.389	1:50.996	70.70	2.321	15:33:18.026
3 -	1:04.576	45.316	1:49.892 (3)	71.41	1.217	15:35:07.918
4 -	1:03.409	46.513	1:49.922	71.39	1.247	15:36:57.840
5 -	1:03.685	44.990	1:48.675 (1)	72.21		15:38:46.515
6 -	1:03.434	46.061	1:49.495 (2)	71.67	0.820	15:40:36.010

P28 40		Simon WILKINSON		Suzuki SV650 - S P Wilkinson Engineering Ltd		
IDEAL LAP TIME : 1:49.780		BEST LAP TIME : 1:50.127		DIFFERENCE : 0.347		
LAP	SECTOR 1	SECTOR 2	LAP TIME	MPH	DIFF	TIME OF DAY
1 -		46.501	1:59.485	65.68	9.358	15:31:26.233
2 -	1:03.929	46.343	1:50.272 (2)	71.17	0.145	15:33:16.505
3 -	1:04.092	46.297	1:50.389 (3)	71.09	0.262	15:35:06.894
4 -	1:03.483	47.153	1:50.636	70.93	0.509	15:36:57.530
5 -	1:05.330	46.490	1:51.820	70.18	1.693	15:38:49.350
6 -	1:03.821	46.306	1:50.127 (1)	71.26		15:40:39.477

P29 138 SUP		Craig JARMIN		Suzuki SV 650 - SK PreP		
IDEAL LAP TIME : 1:47.725		BEST LAP TIME : 1:47.725		DIFFERENCE : 0.000		
LAP	SECTOR 1	SECTOR 2	LAP TIME	MPH	DIFF	TIME OF DAY
1 -		46.935	2:01.365	64.66	13.640	15:31:28.113
2 -	1:02.762	47.039	1:49.801 (2)	71.47	2.076	15:33:17.914
3 -	1:02.429	45.296	1:47.725 (1)	72.85		15:35:05.639

P30 127 R		Matthew CHAM		Ducati MONSTER 696 -		
IDEAL LAP TIME :		BEST LAP TIME :		DIFFERENCE :		
LAP	SECTOR 1	SECTOR 2	LAP TIME	MPH	DIFF	TIME OF DAY
1 -		47.871	2:02.742	63.93		15:31:29.490

BMCRC - MRO Championships 2023 - Rnd 5 @ Cadwell Park

Thunderbike Sport & Supertwins

RACE 12 - BEST SECTORS

SECTOR 1			SECTOR 2			IDEAL / BEST COMPARISON						
POS	NO	NAME	TIME	NO	NAME	TIME	POS	NO	NAME	IDEAL	BEST	DIFF
									PERFECT LAP	1:37.996		
1	92	CALDWELL	56.736	0	HILL	41.260	1	0	HILL	1:38.069	1:38.286	0.217
2	0	HILL	56.809	151	DENYER	41.305	2	92	CALDWELL	1:38.485	1:38.773	0.288
3	97	MANN	57.692	97	MANN	41.366	3	97	MANN	1:39.058	1:39.510	0.452
4	33	BISWELL	57.823	33	BISWELL	41.578	4	33	BISWELL	1:39.401	1:39.401	0.000
5	52	FRICKER	57.877	92	CALDWELL	41.749	5	151	DENYER	1:39.601	1:39.834	0.233
6	69	RUSSO	58.078	52	FRICKER	41.936	6	52	FRICKER	1:39.813	1:39.813	0.000
7	151	DENYER	58.296	25	DAY	42.426	7	69	RUSSO	1:40.624	1:41.127	0.503
8	81	MAY	58.613	81	MAY	42.457	8	81	MAY	1:41.070	1:41.308	0.238
9	994	HOWARD	58.613	69	RUSSO	42.546	9	994	HOWARD	1:41.253	1:41.253	0.000
10	25	DAY	59.073	994	HOWARD	42.640	10	25	DAY	1:41.499	1:41.616	0.117
11	77	MAY	1:00.084	77	MAY	43.437	11	77	MAY	1:43.521	1:43.941	0.420
12	60	GOODINGS	1:00.350	48	WALLIS	43.471	12	48	WALLIS	1:44.208	1:44.326	0.118
13	57	NEWMAN	1:00.369	60	GOODINGS	44.010	13	60	GOODINGS	1:44.360	1:44.528	0.168
14	48	WALLIS	1:00.737	74	BLACK	44.016	14	57	NEWMAN	1:44.453	1:44.826	0.373
15	11	BATE	1:00.959	71	CLUNE	44.042	15	74	BLACK	1:45.313	1:45.313	0.000
16	7	TAYLOR	1:01.273	7	TAYLOR	44.075	16	7	TAYLOR	1:45.348	1:45.397	0.049
17	74	BLACK	1:01.297	57	NEWMAN	44.084	17	71	CLUNE	1:45.425	1:46.003	0.578
18	173	ALLISON	1:01.322	84	BRANCO	44.402	18	11	BATE	1:45.612	1:45.612	0.000
19	71	CLUNE	1:01.383	11	BATE	44.653	19	84	BRANCO	1:46.051	1:46.104	0.053
20	84	BRANCO	1:01.649	10	BEAN	44.752	20	173	ALLISON	1:46.266	1:46.562	0.296
21	10	BEAN	1:01.995	910	GOWER	44.825	21	10	BEAN	1:46.747	1:47.013	0.266
22	51	BEESLEY	1:02.416	67	HARVEY	44.895	22	67	HARVEY	1:47.342	1:47.687	0.345
23	26	DARBY	1:02.416	173	ALLISON	44.944	23	138	JARMIN	1:47.725	1:47.725	0.000
24	138	JARMIN	1:02.429	281	FARLEY	44.990	24	910	GOWER	1:48.085	1:48.438	0.353
25	67	HARVEY	1:02.447	138	JARMIN	45.296	25	26	DARBY	1:48.274	1:48.697	0.423
26	910	GOWER	1:03.260	44	PARKER	45.305	26	281	FARLEY	1:48.399	1:48.675	0.276
27	281	FARLEY	1:03.409	26	DARBY	45.858	27	51	BEESLEY	1:48.464	1:49.102	0.638
28	44	PARKER	1:03.422	51	BEESLEY	46.048	28	44	PARKER	1:48.727	1:49.294	0.567
29	40	WILKINSON	1:03.483	40	WILKINSON	46.297	29	40	WILKINSON	1:49.780	1:50.127	0.347
30				127	CHAM	47.871	30	127	CHAM			

BMCRC - MRO Championships 2023 - Rnd 5 @ Cadwell Park

Thunderbike Sport & Supertwins

RACE 12 - STATISTICS

Competitors Started	30
Planned Start	2023-07-01 @ 15:40:00.000
Actual Start	2023-07-01 @ 15:29:26.747
Finish Time	2023-07-01 @ 15:39:23.597
Track Length	2.1800mi.
Total Laps	172
Total Distance Covered	374.9632mi.

Session Fastest Lap History

NO	CL	NAME	LAP TIME	TIME OF DAY	LAP	VEHICLE
0		Jeremy HILL	1:39.122	15:32:49.652	2	Yamaha R6
0		Jeremy HILL	1:38.879	15:34:28.533	3	Yamaha R6
92		Tommi CALDWELL	1:38.773	15:34:29.166	3	Yamaha YZF-R6
0		Jeremy HILL	1:38.362	15:36:06.894	4	Yamaha R6
0		Jeremy HILL	1:38.286	15:39:23.606	6	Yamaha R6

Session Leader History

NO	CL	NAME	FROM LAP	LAPS LED	DISTANCE	VEHICLE
0		Jeremy HILL	1	6	13.08 miles	Yamaha R6

Flag History

TYPE	TIME OF DAY
GREEN	15:29:26.747
FINISH	15:39:23.597

Flag Statistics

TYPE	COUNT	TOTAL LAPS	TOTAL TIME
Green	1	6	11:27.582
Red	0	0	0.000
Safety Car	0	0	0.000
FCY	0	0	0.000

BMCRC - MRO Championships 2023 - Rnd 5 @ Cadwell Park

Thunderbike Sport & Supertwins

RACE 12 - STATISTICS

CLASS :

20 Starters

Fastest Lap History

NO	NAME	LAP TIME	TIME OF DAY	LAP	VEHICLE
0	Jeremy HILL	1:39.122	15:32:49.652	2	Yamaha R6
0	Jeremy HILL	1:38.879	15:34:28.533	3	Yamaha R6
92	Tommi CALDWELL	1:38.773	15:34:29.166	3	Yamaha YZF-R6
0	Jeremy HILL	1:38.362	15:36:06.894	4	Yamaha R6
0	Jeremy HILL	1:38.286	15:39:23.606	6	Yamaha R6

Leader History

NO	NAME	FROM LAP	LAPS LED	DISTANCE	VEHICLE
0	Jeremy HILL	1	6	13.08 miles	Yamaha R6

BMCRC - MRO Championships 2023 - Rnd 5 @ Cadwell Park

Thunderbike Sport & Supertwins

RACE 12 - STATISTICS

CLASS : R

5 Starters

Fastest Lap History

NO	NAME	LAP TIME	TIME OF DAY	LAP	VEHICLE
994	Adrian HOWARD	1:42.521	15:33:00.758	2	Suzuki GSXR 600
994	Adrian HOWARD	1:42.510	15:34:43.267	3	Suzuki GSXR 600
994	Adrian HOWARD	1:41.253	15:39:50.226	6	Suzuki GSXR 600

Leader History

NO	NAME	FROM LAP	LAPS LED	DISTANCE	VEHICLE
994	Adrian HOWARD	1	6	13.08 miles	Suzuki GSXR 600

BMCRC - MRO Championships 2023 - Rnd 5 @ Cadwell Park

Thunderbike Sport & Supertwins

RACE 12 - STATISTICS

CLASS : SUP

5 Starters

Fastest Lap History

NO	NAME	LAP TIME	TIME OF DAY	LAP	VEHICLE
173	Nick ALLISON	1:47.637	15:33:10.754	2	Aprilia RS660
173	Nick ALLISON	1:46.562	15:34:57.315	3	Aprilia RS660
74	Daniel BLACK	1:45.991	15:36:50.396	4	Suzukis SV650
74	Daniel BLACK	1:45.881	15:38:36.277	5	Suzukis SV650
74	Daniel BLACK	1:45.313	15:40:21.590	6	Suzukis SV650

Leader History

NO	NAME	FROM LAP	LAPS LED	DISTANCE	VEHICLE
173	Nick ALLISON	1	6	13.08 miles	Aprilia RS660

BMCRC - MRO Championships 2023 - Rnd 5 @ Cadwell Park

Thunderbike Sport & Supertwins

RACE 1 - GRID (8 Laps)

ROW 12	34	24	Harley GODZISZ	35	119	Kevin BURTON	36	139	Michael HUDSON
ROW 11	31	99	Lee BELLOTTI	32	699	Simon WHALL	33	19	Dean FARNWORTH
ROW 10	28	44	Tony PARKER	29	40	Simon WILKINSON	30	127	Matthew CHAM
ROW 9	25	281	Daniel FARLEY	26	26	Piers DARBY	27	51	Paul BEESLEY
ROW 8	22	67	Simon HARVEY	23	138	Craig JARMIN	24	910	Harry GOWER
ROW 7	19	84	Ricardo BRANCO	20	173	Nick ALLISON	21	10	Robert BEAN
ROW 6	16	7	Darren TAYLOR	17	11	Malcolm BATE	18	71	Colin CLUNE
ROW 5	13	60	Aiden GOODINGS	14	57	Paul NEWMAN	15	74	Daniel BLACK
ROW 4	10	25	Harrison DAY	11	77	David MAY	12	48	Shaun WALLIS
ROW 3	7	994	Adrian HOWARD	8	92	Tommi CALDWELL	9	81	Malvern MAY
ROW 2	4	52	Elliot FRICKER	5	151	Andrew DENYER	6	69	Tony RUSSO
ROW 1	1	0	Jeremy HILL	2	33	Mark BISWELL	3	97	Alex MANN
Pole									

Cadwell Park: 2.1800 miles

These results are provisional until the conclusion of any judicial and technical matters.

Clerk Of Course :	Stewards :	Timekeeper : <i>Craig Smith</i>
-------------------	------------	------------------------------------

Results can be found at www.tsl-timing.com

Printed - 16:00 Saturday, 01 July 2023



BMCRC - MRO Championships 2023 - Rnd 5 @ Cadwell Park



Thunderbike Sport & Supertwins

RACE 1 - CLASSIFICATION

POS	NO	CL	PIC NAME	ENTRY	LAPS	TIME	GAP	DIFF	MPH	BEST	ON
1	0		1 Jeremy HILL	Yamaha R6 - Silver Arrows Racing / LT-Info.com	8	13:14.768			78.99	1:38.216	7
2	33		2 Mark BISWELL	Yamaha FZR600R - Bizzle Bikesport	8	13:18.610	3.842	3.842	78.61	1:37.896	8
3	97		3 Alex MANN	Honda CBR600RR - Michael Jones Jeweller, Espri	8	13:19.150	4.382	0.540	78.56	1:38.258	8
4	92		4 Tommi CALDWELL	Yamaha YZF-R6 - DART Motorsport	8	13:24.694	9.926	5.544	78.02	1:38.868	5
5	151		5 Andrew DENYER	Yamaha OW01 - me	8	13:29.768	15.000	5.074	77.53	1:39.514	8
6	52		6 Elliot FRICKER	Honda CBR600 - Credit card	8	13:30.733	15.965	0.965	77.44	1:39.960	5
7	69		7 Tony RUSSO	Yamaha R6 - Wymark Lubricants	8	13:37.202	22.434	6.469	76.82	1:40.541	5
8	25		8 Harrison DAY	Yamaha R6 -	8	13:43.505	28.737	6.303	76.24	1:41.184	8
9	77		9 David MAY	Suzuki GSXR600 - Orchard cooling/ team Silver Arr	8	13:48.033	33.265	4.528	75.82	1:42.136	7
10	81		10 Malvern MAY	Honda CBR600RR - IMP racing	8	13:48.883	34.115	0.850	75.74	1:41.970	7
11	994	R	1 Adrian HOWARD	Suzuki GSXR 600 - Geary Roofing & Building Servic	8	13:51.960	37.192	3.077	75.46	1:42.307	2
12	57		11 Paul NEWMAN	Yamaha R6 - Scarlett racing	8	14:03.207	48.439	11.247	74.45	1:43.641	7
13	60		12 Aiden GOODINGS	Honda CBR600F4 - Micky G Racing	8	14:03.565	48.797	0.358	74.42	1:43.369	6
14	11		13 Malcolm BATE	Kawasaki ZX7R - Hartjay	8	14:03.753	48.985	0.188	74.41	1:42.913	6
15	48		14 Shaun WALLIS	Yamaha R6 - MBC Despatch Racing	8	14:05.982	51.214	2.229	74.21	1:43.691	5
16	7	R	2 Darren TAYLOR	Kawasaki ZX6R -	8	14:21.898	1:07.130	15.916	72.84	1:44.442	7
17	173	SUP	1 Nick ALLISON	Aprilia RS660 -	8	14:22.241	1:07.473	0.343	72.81	1:44.706	7
18	99		15 Lee BELLOTTI	Kawasaki ZX6R - Linda Bellotti (Mum)	8	14:27.721	1:12.953	5.480	72.35	1:45.375	7
19	84		16 Ricardo BRANCO	Yamaha R6 - IMP Racing	8	14:32.411	1:17.643	4.690	71.96	1:46.797	8
20	44	SUP	2 Tony PARKER	Kawasaki ER650RR - insta/youtube - 44notpol	8	14:33.561	1:18.793	1.150	71.87	1:46.725	7
21	71		17 Colin CLUNE	Suzuki SV650 -	8	14:34.410	1:19.642	0.849	71.80	1:47.124	8
22	67	R	3 Simon HARVEY	Suzuki SV650 -	8	14:44.089	1:29.321	9.679	71.01	1:47.180	6
23	51		18 Paul BEESLEY	Yamaha R6 -	8	14:47.864	1:33.096	3.775	70.71	1:48.416	6
24	26	SUP	3 Piers DARBY	Suzuki SV650 - Darby Racing	8	15:00.770	1:46.002	12.906	69.70	1:50.448	8
25	40		19 Simon WILKINSON	Suzuki SV650 - S P Wilkinson Engineering Ltd	7	13:15.423	1 Lap	1 Lap	69.06	1:51.363	3

NOT CLASSIFIED

DNF	910	R	Harry GOWER	Suzuki SV650 - RightGear Motorcycles	6	10:59.655	2 Laps	1 Lap	71.38	1:47.390	5
DNF	74	SUP	Daniel BLACK	Suzukis SV650 - DAD	4	7:24.927	4 Laps	2 Laps	70.55	1:47.001	3
DNF	281		Daniel FARLEY	Suzuki SV650 - F-TECH FIRE & ELECTRICAL LTD	4	7:36.914	4 Laps	11.987	68.70	1:51.189	3
DNF	19		Dean FARNWORTH	Suzuki GSXR600 - DMFS ltd	1	2:21.266	7 Laps	3 Laps	55.55		
DQ	10		Robert BEAN	Kawasaki ZXR 750 - Mean Green Bean Motorcycles							

FASTEST LAP

	33		Mark BISWELL	Yamaha FZR600R - Bizzle Bikesport	8	1:37.896			80.16 mph	129.01 kph	
	994	R	Adrian HOWARD	Suzuki GSXR 600 - Geary Roofing & Building Servic	2	1:42.307			76.71 mph	123.45 kph	
	173	SUP	Nick ALLISON	Aprilia RS660 -	7	1:44.706			74.95 mph	120.62 kph	

Bike 10 - Disqualified for failing post race technical inspection

Class - 92.5% of Race Speed = 73.06 mph
 Class R - 92.5% of Race Speed = 69.80 mph
 Class SUP - 92.5% of Race Speed = 67.34 mph

Weather / Track : Cloudy / Dry

These results are provisional until the conclusion of any judicial and technical matters.

Race Distance: 8 Laps / 17.44 miles
 Cadwell Park: 2.1800 miles
 Date: 02/07/2023 Start: 09:23 Finish: 09:36

Clerk Of Course :	Stewards :	Timekeeper : <i>Craig Smith</i>
-------------------	------------	------------------------------------

Results can be found at www.tsl-timing.com

Printed - 10:07 Sunday, 02 July 2023



BMCRC - MRO Championships 2023 - Rnd 5 @ Cadwell Park

Thunderbike Sport & Supertwins

RACE 1 - LAP CHART

LAP 1 @ 09:25:01.490

NO	BEHIND	LAP TIME
0		1:43.614
33	2.055	1:45.669
92	3.318	1:46.932
97	3.421	1:47.035
151	4.582	1:48.196
69	5.213	1:48.827
52	5.594	1:49.208
994	5.986	1:49.600
25	6.293	1:49.907
77	6.620	1:50.234
81	7.072	1:50.686
48	8.203	1:51.817
57	8.974	1:52.588
84	11.952	1:55.566
60	12.204	1:55.818
11	12.704	1:56.318
74	12.836	1:56.450
71	13.663	1:57.277
10	14.023	1:57.637
173	14.154	1:57.768
67	14.606	1:58.220
44	14.849	1:58.463
99	15.010	1:58.624
910	15.971	1:59.585
26	18.114	2:01.728
281	18.296	2:01.910
7	18.811	2:02.425
51	19.618	2:03.232
40	20.421	2:04.035
19	37.652	2:21.266

LAP 2 @ 09:26:40.283

NO	BEHIND	LAP TIME
0		1:38.793
33	2.611	1:39.349
92	3.530	1:39.005
97	3.618	1:38.990
151	7.013	1:41.224
52	7.418	1:40.617
69	8.462	1:42.042
994	9.500	1:42.307
25	9.645	1:42.145
77	10.110	1:42.283
81	10.421	1:42.142
48	14.384	1:44.974
57	15.489	1:45.308
60	17.106	1:43.695
11	19.234	1:45.323
84	21.942	1:48.783
74	22.481	1:48.438
71	22.771	1:47.901
10	23.062	1:47.832
99	23.273	1:47.056
173	23.773	1:48.412
44	24.845	1:48.789
67	25.106	1:49.293
910	25.432	1:48.254
7	27.735	1:47.717
51	31.223	1:50.398
26	31.654	1:52.333
281	31.739	1:52.236
40	33.460	1:51.832

LAP 3 @ 09:28:18.757

NO	BEHIND	LAP TIME
0		1:38.474
33	4.075	1:39.938
97	4.599	1:39.455
92	5.005	1:39.949
52	8.982	1:40.038
151	9.222	1:40.683
69	10.611	1:40.623
994	13.408	1:42.382
25	13.599	1:42.428
77	13.996	1:42.360
81	14.122	1:42.175
48	21.868	1:45.958
57	22.520	1:45.505
60	22.651	1:44.019
11	24.932	1:44.172
74	31.008	1:47.001
84	33.082	1:49.614
173	33.450	1:48.151
99	33.588	1:48.789
71	33.665	1:49.368
10	34.074	1:49.486
7	35.390	1:46.129
44	35.421	1:49.050
910	35.616	1:48.658
67	35.703	1:49.071
51	41.723	1:48.974
26	44.412	1:51.232
281	44.454	1:51.189
40	46.349	1:51.363

LAP 4 @ 09:29:58.151

NO	BEHIND	LAP TIME
0		1:39.394
33	3.682	1:39.001
97	4.541	1:39.336
92	5.064	1:39.453
52	9.778	1:40.190
151	9.997	1:40.169
69	11.803	1:40.586
994	16.916	1:42.902
25	17.003	1:42.798
77	17.369	1:42.767
81	17.574	1:42.846
57	27.376	1:44.250
60	28.843	1:45.586
48	29.020	1:46.546
11	29.236	1:43.698
173	42.213	1:48.157
84	42.437	1:48.749
99	42.535	1:48.341
10	42.947	1:48.267
7	43.063	1:47.067
71	44.183	1:49.912
910	44.285	1:48.063
44	44.565	1:48.538
74	44.652	1:53.038
67	44.830	1:48.521
51	51.629	1:49.300
26	56.357	1:51.339
281	56.639	1:51.579
40	58.913	1:51.958

LAP 5 @ 09:31:37.741

NO	BEHIND	LAP TIME
0		1:39.590
33	3.026	1:38.934
97	3.371	1:38.420
92	4.342	1:38.868
52	10.148	1:39.960
151	10.248	1:39.841
69	12.754	1:40.541
25	19.184	1:41.771
994	21.372	1:44.046
77	21.575	1:43.796
81	21.729	1:43.745
57	31.833	1:44.047
60	32.950	1:43.697
48	33.121	1:43.691
11	33.543	1:43.897
7	48.016	1:44.543
173	48.087	1:45.464
84	50.561	1:47.714
99	50.744	1:47.799
10	51.198	1:47.841
71	51.943	1:47.350
910	52.085	1:47.390
44	52.370	1:47.395
67	53.450	1:48.210
51	1:01.241	1:49.202
26	1:07.961	1:51.194
40	1:11.869	1:52.546

LAP 6 @ 09:33:15.976

NO	BEHIND	LAP TIME
0		1:38.235
33	3.556	1:38.765
97	3.801	1:38.665
92	5.378	1:39.271
52	11.942	1:40.029
151	12.063	1:40.050
69	15.317	1:40.798
25	22.651	1:41.702
77	25.512	1:42.172
994	25.953	1:42.816
81	26.253	1:42.759
57	37.630	1:44.032
60	38.084	1:43.369
11	38.221	1:42.913
48	39.407	1:44.521
7	54.251	1:44.470
173	54.717	1:44.865
99	58.189	1:45.680
84	1:00.575	1:48.249
10	1:00.711	1:47.748
71	1:01.291	1:47.583
910	1:01.555	1:47.705
44	1:01.723	1:47.588
67	1:02.395	1:47.180
51	1:11.422	1:48.416
26	1:20.572	1:50.846
40	1:25.530	1:51.896

LAP 7 @ 09:34:54.192

NO	BEHIND	LAP TIME
0		1:38.216
33	4.398	1:39.058

97	4.576	1:38.991
92	7.389	1:40.227
52	13.749	1:40.023
151	13.938	1:40.091
69	17.972	1:40.871
25	26.005	1:41.570
77	29.432	1:42.136
81	30.007	1:41.970
994	32.318	1:44.581
57	43.055	1:43.641
60	43.327	1:43.459
11	43.575	1:43.570
48	45.153	1:43.962
7	1:00.477	1:44.442
173	1:01.207	1:44.706
99	1:05.348	1:45.375
84	1:09.298	1:46.939
10	1:09.518	1:47.023
44	1:10.232	1:46.725
71	1:10.970	1:47.895
67	1:15.708	1:51.529
51	1:22.614	1:49.408
26	1:34.006	1:51.650

LAP 8 @ 09:36:32.644

NO	BEHIND	LAP TIME
0		1:38.452
40	1 Lap	1:51.793
33	3.842	1:37.896
97	4.382	1:38.258
92	9.926	1:40.989
151	15.000	1:39.514
52	15.965	1:40.668
69	22.434	1:42.914
25	28.737	1:41.184
77	33.265	1:42.285
81	34.115	1:42.560
994	37.192	1:43.326
57	48.439	1:43.836
60	48.797	1:43.922
11	48.985	1:43.862
48	51.214	1:44.513
7	1:07.130	1:45.105
173	1:07.473	1:44.718
99	1:12.953	1:46.057
84	1:17.643	1:46.797
10	1:17.870	1:46.804
44	1:18.793	1:47.013
71	1:19.642	1:47.124
67	1:29.321	1:52.065
51	1:33.096	1:48.934
26	1:46.002	1:50.448

BMCRC - MRO Championships 2023 - Rnd 5 @ Cadwell Park

Thunderbike Sport & Supertwins

RACE 1 - POSITION CHART

No	Name	Lap								
		Pos	1	2	3	4	5	6	7	8
0	HILL	1	0	0	0	0	0	0	0	0
33	BISWELL	2	33	33	33	33	33	33	33	33
97	MANN	3	92	92	97	97	97	97	97	97
52	FRICKER	4	97	97	92	92	92	92	92	92
151	DENYER	5	151	151	52	52	52	52	52	151
69	RUSSO	6	69	52	151	151	151	151	151	52
994	HOWARD	7	52	69	69	69	69	69	69	69
92	CALDWELL	8	994	994	994	994	25	25	25	25
81	MAY	9	25	25	25	25	994	77	77	77
25	DAY	10	77	77	77	77	77	994	81	81
77	MAY	11	81	81	81	81	81	81	994	994
48	WALLIS	12	48	48	48	57	57	57	57	57
60	GOODINGS	13	57	57	57	60	60	60	60	60
57	NEWMAN	14	84	60	60	48	48	11	11	11
74	BLACK	15	60	11	11	11	11	48	48	48
7	TAYLOR	16	11	84	74	173	7	7	7	7
11	BATE	17	74	74	84	84	173	173	173	173
71	CLUNE	18	71	71	173	99	84	99	99	99
84	BRANCO	19	10	10	99	10	99	84	84	84
173	ALLISON	20	173	99	71	7	10	10	10	10
10	BEAN	21	67	173	10	71	71	71	44	44
67	HARVEY	22	44	44	7	910	910	910	71	71
910	GOWER	23	99	67	44	44	44	44	67	67
281	FARLEY	24	910	910	910	74	67	67	51	51
26	DARBY	25	26	7	67	67	51	51	26	26
51	BEESELEY	26	281	51	51	51	26	26	40	
44	PARKER	27	7	26	26	26	40	40		
40	WILKINSON	28	51	281	281	281				
99	BELLOTTI	29	40	40	40	40				
19	FARNWORTH	30	19							

BMCRC - MRO Championships 2023 - Rnd 5 @ Cadwell Park

Thunderbike Sport & Supertwins

RACE 1 - SECTOR ANALYSIS



SECTOR 1 = FL to I1, SECTOR 2 = I1 to FL, DIFF = Difference To Personal Best Lap, P = Crossed Finish Line in Pit Lane, D = Time Disallowed

P1 0		Jeremy HILL		Yamaha R6 - Silver Arrows Racing / LT-Info.com			
IDEAL LAP TIME : 1:37.757		BEST LAP TIME : 1:38.216		DIFFERENCE : 0.459			
LAP	SECTOR 1	SECTOR 2	LAP TIME	MPH	DIFF	TIME OF DAY	
1 -		41.561	1:43.614	75.74	5.398	09:25:01.490	
2 -	56.900	41.893	1:38.793	79.43	0.577	09:26:40.283	
3 -	56.740	41.734	1:38.474	79.69	0.258	09:28:18.757	
4 -	57.325	42.069	1:39.394	78.95	1.178	09:29:58.151	
5 -	57.960	41.630	1:39.590	78.80	1.374	09:31:37.741	
6 -	56.951	41.284	1:38.235 (2)	79.89	0.019	09:33:15.976	
7 -	56.811	41.405	1:38.216 (1)	79.90		09:34:54.192	
8 -	56.473	41.979	1:38.452 (3)	79.71	0.236	09:36:32.644	

P2 33		Mark BISWELL		Yamaha FZR600R - Bizzle Bikesport			
IDEAL LAP TIME : 1:37.896		BEST LAP TIME : 1:37.896		DIFFERENCE : 0.000			
LAP	SECTOR 1	SECTOR 2	LAP TIME	MPH	DIFF	TIME OF DAY	
1 -		42.074	1:45.669	74.27	7.773	09:25:03.545	
2 -	57.518	41.831	1:39.349	78.99	1.453	09:26:42.894	
3 -	58.271	41.667	1:39.938	78.52	2.042	09:28:22.832	
4 -	57.845	41.156	1:39.001	79.27	1.105	09:30:01.833	
5 -	57.485	41.449	1:38.934 (3)	79.32	1.038	09:31:40.767	
6 -	57.147	41.618	1:38.765 (2)	79.46	0.869	09:33:19.532	
7 -	57.470	41.588	1:39.058	79.22	1.162	09:34:58.590	
8 -	56.903	40.993	1:37.896 (1)	80.16		09:36:36.486	

P3 97		Alex MANN		Honda CBR600RR - Michael Jones Jeweller, Esprit Group, Carl			
IDEAL LAP TIME : 1:38.113		BEST LAP TIME : 1:38.258		DIFFERENCE : 0.145			
LAP	SECTOR 1	SECTOR 2	LAP TIME	MPH	DIFF	TIME OF DAY	
1 -		42.440	1:47.035	73.32	8.777	09:25:04.911	
2 -	57.122	41.868	1:38.990	79.28	0.732	09:26:43.901	
3 -	57.683	41.772	1:39.455	78.91	1.197	09:28:23.356	
4 -	57.640	41.696	1:39.336	79.00	1.078	09:30:02.692	
5 -	56.868	41.552	1:38.420 (2)	79.74	0.162	09:31:41.112	
6 -	57.028	41.637	1:38.665 (3)	79.54	0.407	09:33:19.777	
7 -	57.630	41.361	1:38.991	79.28	0.733	09:34:58.768	
8 -	57.013	41.245	1:38.258 (1)	79.87		09:36:37.026	

P4 92		Tommi CALDWELL		Yamaha YZF-R6 - DART Motorsport			
IDEAL LAP TIME : 1:38.818		BEST LAP TIME : 1:38.868		DIFFERENCE : 0.050			
LAP	SECTOR 1	SECTOR 2	LAP TIME	MPH	DIFF	TIME OF DAY	
1 -		42.651	1:46.932	73.39	8.064	09:25:04.808	
2 -	56.926	42.079	1:39.005 (2)	79.26	0.137	09:26:43.813	
3 -	58.002	41.947	1:39.949	78.52	1.081	09:28:23.762	
4 -	57.480	41.973	1:39.453	78.91	0.585	09:30:03.215	
5 -	56.940	41.928	1:38.868 (1)	79.37		09:31:42.083	
6 -	56.890	42.381	1:39.271 (3)	79.05	0.403	09:33:21.354	
7 -	57.622	42.605	1:40.227	78.30	1.359	09:35:01.581	
8 -	57.817	43.172	1:40.989	77.71	2.121	09:36:42.570	

P5 151		Andrew DENYER		Yamaha OW01 - me			
IDEAL LAP TIME : 1:39.475		BEST LAP TIME : 1:39.514		DIFFERENCE : 0.039			
LAP	SECTOR 1	SECTOR 2	LAP TIME	MPH	DIFF	TIME OF DAY	
1 -		43.235	1:48.196	72.53	8.682	09:25:06.072	
2 -	58.946	42.278	1:41.224	77.53	1.710	09:26:47.296	
3 -	58.897	41.786	1:40.683	77.94	1.169	09:28:27.979	
4 -	58.297	41.872	1:40.169	78.34	0.655	09:30:08.148	
5 -	58.065	41.776	1:39.841 (2)	78.60	0.327	09:31:47.989	
6 -	58.097	41.953	1:40.050 (3)	78.44	0.536	09:33:28.039	
7 -	58.485	41.606	1:40.091	78.40	0.577	09:35:08.130	
8 -	58.104	41.410	1:39.514 (1)	78.86		09:36:47.644	

BMCR - MRO Championships 2023 - Rnd 5 @ Cadwell Park

Thunderbike Sport & Supertwins

RACE 1 - SECTOR ANALYSIS



SECTOR 1 = FL to I1, SECTOR 2 = I1 to FL, DIFF = Difference To Personal Best Lap, P = Crossed Finish Line in Pit Lane, D = Time Disallowed

P6 52		Elliot FRICKER		Honda CBR600 - Credit card		
IDEAL LAP TIME : 1:39.705		BEST LAP TIME : 1:39.960		DIFFERENCE : 0.255		
LAP	SECTOR 1	SECTOR 2	LAP TIME	MPH	DIFF	TIME OF DAY
1 -		43.712	1:49.208	71.86	9.248	09:25:07.084
2 -	58.225	42.392	1:40.617	77.99	0.657	09:26:47.701
3 -	57.618	42.420	1:40.038	78.45	0.078	09:28:27.739
4 -	57.822	42.368	1:40.190	78.33	0.230	09:30:07.929
5 -	57.524	42.436	1:39.960 (1)	78.51		09:31:47.889
6 -	57.818	42.211	1:40.029 (3)	78.45	0.069	09:33:27.918
7 -	57.842	42.181	1:40.023 (2)	78.46	0.063	09:35:07.941
8 -	57.613	43.055	1:40.668	77.95	0.708	09:36:48.609

P7 69		Tony RUSSO		Yamaha R6 - Wymark Lubricants		
IDEAL LAP TIME : 1:40.438		BEST LAP TIME : 1:40.541		DIFFERENCE : 0.103		
LAP	SECTOR 1	SECTOR 2	LAP TIME	MPH	DIFF	TIME OF DAY
1 -		43.601	1:48.827	72.11	8.286	09:25:06.703
2 -	58.850	43.192	1:42.042	76.91	1.501	09:26:48.745
3 -	57.826	42.797	1:40.623 (3)	77.99	0.082	09:28:29.368
4 -	57.949	42.637	1:40.586 (2)	78.02	0.045	09:30:09.954
5 -	57.929	42.612	1:40.541 (1)	78.05		09:31:50.495
6 -	58.107	42.691	1:40.798	77.85	0.257	09:33:31.293
7 -	58.148	42.723	1:40.871	77.80	0.330	09:35:12.164
8 -	59.124	43.790	1:42.914	76.25	2.373	09:36:55.078

P8 25		Harrison DAY		Yamaha R6 -		
IDEAL LAP TIME : 1:41.184		BEST LAP TIME : 1:41.184		DIFFERENCE : 0.000		
LAP	SECTOR 1	SECTOR 2	LAP TIME	MPH	DIFF	TIME OF DAY
1 -		43.520	1:49.907	71.40	8.723	09:25:07.783
2 -	58.940	43.205	1:42.145	76.83	0.961	09:26:49.928
3 -	59.087	43.341	1:42.428	76.62	1.244	09:28:32.356
4 -	59.753	43.045	1:42.798	76.34	1.614	09:30:15.154
5 -	59.030	42.741	1:41.771	77.11	0.587	09:31:56.925
6 -	58.933	42.769	1:41.702 (3)	77.16	0.518	09:33:38.627
7 -	58.768	42.802	1:41.570 (2)	77.26	0.386	09:35:20.197
8 -	58.742	42.442	1:41.184 (1)	77.56		09:37:01.381

P9 77		David MAY		Suzuki GSXR600 - Orchard cooling/ team Silver Arrows		
IDEAL LAP TIME : 1:41.690		BEST LAP TIME : 1:42.136		DIFFERENCE : 0.446		
LAP	SECTOR 1	SECTOR 2	LAP TIME	MPH	DIFF	TIME OF DAY
1 -		43.511	1:50.234	71.19	8.098	09:25:08.110
2 -	58.893	43.390	1:42.283 (3)	76.72	0.147	09:26:50.393
3 -	58.994	43.366	1:42.360	76.67	0.224	09:28:32.753
4 -	59.633	43.134	1:42.767	76.36	0.631	09:30:15.520
5 -	1:00.193	43.603	1:43.796	75.61	1.660	09:31:59.316
6 -	59.260	42.912	1:42.172 (2)	76.81	0.036	09:33:41.488
7 -	59.339	42.797	1:42.136 (1)	76.83		09:35:23.624
8 -	59.385	42.900	1:42.285	76.72	0.149	09:37:05.909

P10 81		Malvern MAY		Honda CBR600RR - IMP racing		
IDEAL LAP TIME : 1:41.722		BEST LAP TIME : 1:41.970		DIFFERENCE : 0.248		
LAP	SECTOR 1	SECTOR 2	LAP TIME	MPH	DIFF	TIME OF DAY
1 -		43.313	1:50.686	70.90	8.716	09:25:08.562
2 -	59.135	43.007	1:42.142 (2)	76.83	0.172	09:26:50.704
3 -	59.322	42.853	1:42.175 (3)	76.81	0.205	09:28:32.879
4 -	59.919	42.927	1:42.846	76.30	0.876	09:30:15.725
5 -	59.990	43.755	1:43.745	75.64	1.775	09:31:59.470
6 -	59.698	43.061	1:42.759	76.37	0.789	09:33:42.229
7 -	59.383	42.587	1:41.970 (1)	76.96		09:35:24.199
8 -	59.223	43.337	1:42.560	76.52	0.590	09:37:06.759

BMCRC - MRO Championships 2023 - Rnd 5 @ Cadwell Park

Thunderbike Sport & Supertwins

RACE 1 - SECTOR ANALYSIS



SECTOR 1 = FL to I1, SECTOR 2 = I1 to FL, DIFF = Difference To Personal Best Lap, P = Crossed Finish Line in Pit Lane, D = Time Disallowed

P11 994 R		Adrian HOWARD		Suzuki GSXR 600 - Geary Roofing & Building Services			
IDEAL LAP TIME : 1:41.989		BEST LAP TIME : 1:42.307		DIFFERENCE : 0.318			
LAP	SECTOR 1	SECTOR 2	LAP TIME	MPH	DIFF	TIME OF DAY	
1 -		43.429	1:49.600	71.60	7.293	09:25:07.476	
2 -	58.926	43.381	1:42.307 (1)	76.71		09:26:49.783	
3 -	58.984	43.398	1:42.382 (2)	76.65	0.075	09:28:32.165	
4 -	59.789	43.113	1:42.902	76.26	0.595	09:30:15.067	
5 -	1:00.433	43.613	1:44.046	75.42	1.739	09:31:59.113	
6 -	59.753	43.063	1:42.816 (3)	76.33	0.509	09:33:41.929	
7 -	59.911	44.670	1:44.581	75.04	2.274	09:35:26.510	
8 -	59.827	43.499	1:43.326	75.95	1.019	09:37:09.836	

P12 57		Paul NEWMAN		Yamaha R6 - Scarlett racing			
IDEAL LAP TIME : 1:43.524		BEST LAP TIME : 1:43.641		DIFFERENCE : 0.117			
LAP	SECTOR 1	SECTOR 2	LAP TIME	MPH	DIFF	TIME OF DAY	
1 -		44.296	1:52.588	69.70	8.947	09:25:10.464	
2 -	1:00.563	44.745	1:45.308	74.52	1.667	09:26:55.772	
3 -	1:01.129	44.376	1:45.505	74.38	1.864	09:28:41.277	
4 -	1:00.408	43.842	1:44.250	75.28	0.609	09:30:25.527	
5 -	1:00.011	44.036	1:44.047	75.42	0.406	09:32:09.574	
6 -	59.932	44.100	1:44.032 (3)	75.43	0.391	09:33:53.606	
7 -	59.748	43.893	1:43.641 (1)	75.72		09:35:37.247	
8 -	1:00.060	43.776	1:43.836 (2)	75.58	0.195	09:37:21.083	

P13 60		Aiden GOODINGS		Honda CBR600F4 - Micky G Racing			
IDEAL LAP TIME : 1:42.627		BEST LAP TIME : 1:43.369		DIFFERENCE : 0.742			
LAP	SECTOR 1	SECTOR 2	LAP TIME	MPH	DIFF	TIME OF DAY	
1 -		46.250	1:55.818	67.76	12.449	09:25:13.694	
2 -	1:00.572	43.123	1:43.695 (3)	75.68	0.326	09:26:57.389	
3 -	59.895	44.124	1:44.019	75.44	0.650	09:28:41.408	
4 -	1:01.758	43.828	1:45.586	74.32	2.217	09:30:26.994	
5 -	59.929	43.768	1:43.697	75.68	0.328	09:32:10.691	
6 -	59.504	43.865	1:43.369 (1)	75.92		09:33:54.060	
7 -	59.869	43.590	1:43.459 (2)	75.85	0.090	09:35:37.519	
8 -	1:00.091	43.831	1:43.922	75.51	0.553	09:37:21.441	

P14 11		Malcolm BATE		Kawasaki ZX7R - Hartjay			
IDEAL LAP TIME : 1:42.874		BEST LAP TIME : 1:42.913		DIFFERENCE : 0.039			
LAP	SECTOR 1	SECTOR 2	LAP TIME	MPH	DIFF	TIME OF DAY	
1 -		46.511	1:56.318	67.47	13.405	09:25:14.194	
2 -	1:01.829	43.494	1:45.323	74.51	2.410	09:26:59.517	
3 -	1:00.783	43.389	1:44.172	75.33	1.259	09:28:43.689	
4 -	1:00.478	43.220	1:43.698 (3)	75.68	0.785	09:30:27.387	
5 -	1:00.328	43.569	1:43.897	75.53	0.984	09:32:11.284	
6 -	59.654	43.259	1:42.913 (1)	76.25		09:33:54.197	
7 -	59.955	43.615	1:43.570 (2)	75.77	0.657	09:35:37.767	
8 -	1:00.017	43.845	1:43.862	75.56	0.949	09:37:21.629	

P15 48		Shaun WALLIS		Yamaha R6 - MBC Despatch Racing			
IDEAL LAP TIME : 1:43.620		BEST LAP TIME : 1:43.691		DIFFERENCE : 0.071			
LAP	SECTOR 1	SECTOR 2	LAP TIME	MPH	DIFF	TIME OF DAY	
1 -		43.924	1:51.817	70.18	8.126	09:25:09.693	
2 -	1:00.916	44.058	1:44.974	74.76	1.283	09:26:54.667	
3 -	1:01.830	44.128	1:45.958	74.06	2.267	09:28:40.625	
4 -	1:02.254	44.292	1:46.546	73.65	2.855	09:30:27.171	
5 -	1:00.215	43.476	1:43.691 (1)	75.68		09:32:10.862	
6 -	1:00.939	43.582	1:44.521	75.08	0.830	09:33:55.383	
7 -	1:00.557	43.405	1:43.962 (2)	75.48	0.271	09:35:39.345	
8 -	1:00.843	43.670	1:44.513 (3)	75.09	0.822	09:37:23.858	

BMCRC - MRO Championships 2023 - Rnd 5 @ Cadwell Park

Thunderbike Sport & Supertwins

RACE 1 - SECTOR ANALYSIS



SECTOR 1 = FL to I1, SECTOR 2 = I1 to FL, DIFF = Difference To Personal Best Lap, P = Crossed Finish Line in Pit Lane, D = Time Disallowed

P16		7 R		Darren TAYLOR		Kawasaki ZX6R -	
IDEAL LAP TIME : 1:43.863		BEST LAP TIME : 1:44.442		DIFFERENCE : 0.579			
LAP	SECTOR 1	SECTOR 2	LAP TIME	MPH	DIFF	TIME OF DAY	
1 -		45.885	2:02.425	64.10	17.983	09:25:20.301	
2 -	1:02.936	44.781	1:47.717	72.85	3.275	09:27:08.018	
3 -	1:01.795	44.334	1:46.129	73.94	1.687	09:28:54.147	
4 -	1:01.700	45.367	1:47.067	73.30	2.625	09:30:41.214	
5 -	1:01.047	43.496	1:44.543 (3)	75.07	0.101	09:32:25.757	
6 -	1:00.367	44.103	1:44.470 (2)	75.12	0.028	09:34:10.227	
7 -	1:00.770	43.672	1:44.442 (1)	75.14		09:35:54.669	
8 -	1:01.170	43.935	1:45.105	74.66	0.663	09:37:39.774	

P17		173 SUP		Nick ALLISON		Aprilia RS660 -	
IDEAL LAP TIME : 1:44.434		BEST LAP TIME : 1:44.706		DIFFERENCE : 0.272			
LAP	SECTOR 1	SECTOR 2	LAP TIME	MPH	DIFF	TIME OF DAY	
1 -		46.055	1:57.768	66.64	13.062	09:25:15.644	
2 -	1:03.137	45.275	1:48.412	72.39	3.706	09:27:04.056	
3 -	1:02.657	45.494	1:48.151	72.56	3.445	09:28:52.207	
4 -	1:02.358	45.799	1:48.157	72.56	3.451	09:30:40.364	
5 -	1:01.080	44.384	1:45.464	74.41	0.758	09:32:25.828	
6 -	1:00.929	43.936	1:44.865 (3)	74.83	0.159	09:34:10.693	
7 -	1:00.941	43.765	1:44.706 (1)	74.95		09:35:55.399	
8 -	1:00.669	44.049	1:44.718 (2)	74.94	0.012	09:37:40.117	

P18		99		Lee BELLOTTI		Kawasaki ZX6R - Linda Bellotti (Mum)	
IDEAL LAP TIME : 1:45.250		BEST LAP TIME : 1:45.375		DIFFERENCE : 0.125			
LAP	SECTOR 1	SECTOR 2	LAP TIME	MPH	DIFF	TIME OF DAY	
1 -		45.359	1:58.624	66.15	13.249	09:25:16.500	
2 -	1:02.094	44.962	1:47.056	73.30	1.681	09:27:03.556	
3 -	1:02.808	45.981	1:48.789	72.14	3.414	09:28:52.345	
4 -	1:01.996	46.345	1:48.341	72.43	2.966	09:30:40.686	
5 -	1:02.682	45.117	1:47.799	72.80	2.424	09:32:28.485	
6 -	1:01.267	44.413	1:45.680 (2)	74.26	0.305	09:34:14.165	
7 -	1:00.837	44.538	1:45.375 (1)	74.47		09:35:59.540	
8 -	1:01.385	44.672	1:46.057 (3)	73.99	0.682	09:37:45.597	

P19		84		Ricardo BRANCO		Yamaha R6 - IMP Racing	
IDEAL LAP TIME : 1:46.548		BEST LAP TIME : 1:46.797		DIFFERENCE : 0.249			
LAP	SECTOR 1	SECTOR 2	LAP TIME	MPH	DIFF	TIME OF DAY	
1 -		46.200	1:55.566	67.90	8.769	09:25:13.442	
2 -	1:03.000	45.783	1:48.783	72.14	1.986	09:27:02.225	
3 -	1:03.650	45.964	1:49.614	71.59	2.817	09:28:51.839	
4 -	1:02.396	46.353	1:48.749	72.16	1.952	09:30:40.588	
5 -	1:02.578	45.136	1:47.714 (3)	72.86	0.917	09:32:28.302	
6 -	1:02.736	45.513	1:48.249	72.50	1.452	09:34:16.551	
7 -	1:02.039	44.900	1:46.939 (2)	73.38	0.142	09:36:03.490	
8 -	1:01.648	45.149	1:46.797 (1)	73.48		09:37:50.287	

P20		10		Robert BEAN		Kawasaki ZXR 750 - Mean Green Bean Motorcycles	
IDEAL LAP TIME : 1:46.504		BEST LAP TIME : 1:46.804		DIFFERENCE : 0.300			
LAP	SECTOR 1	SECTOR 2	LAP TIME	MPH	DIFF	TIME OF DAY	
1 -		46.427	1:57.637	66.71	10.833	09:25:15.513	
2 -	1:02.265	45.567	1:47.832	72.78	1.028	09:27:03.345	
3 -	1:03.630	45.856	1:49.486	71.68	2.682	09:28:52.831	
4 -	1:02.010	46.257	1:48.267	72.48	1.463	09:30:41.098	
5 -	1:02.563	45.278	1:47.841	72.77	1.037	09:32:28.939	
6 -	1:02.579	45.169	1:47.748 (3)	72.83	0.944	09:34:16.687	
7 -	1:02.187	44.836	1:47.023 (2)	73.33	0.219	09:36:03.710	
8 -	1:01.668	45.136	1:46.804 (1)	73.48		09:37:50.514	

BMCRC - MRO Championships 2023 - Rnd 5 @ Cadwell Park

Thunderbike Sport & Supertwins

RACE 1 - SECTOR ANALYSIS



SECTOR 1 = FL to I1, SECTOR 2 = I1 to FL, DIFF = Difference To Personal Best Lap, P = Crossed Finish Line in Pit Lane, D = Time Disallowed

P21 44 SUP		Tony PARKER		Kawasaki ER650RR - insta/youtube - 44notpol			
IDEAL LAP TIME : 1:46.721		BEST LAP TIME : 1:46.725		DIFFERENCE : 0.004			
LAP	SECTOR 1	SECTOR 2	LAP TIME	MPH	DIFF	TIME OF DAY	
1 -		45.973	1:58.463	66.24	11.738	09:25:16.339	
2 -	1:02.889	45.900	1:48.789	72.14	2.064	09:27:05.128	
3 -	1:02.416	46.634	1:49.050	71.96	2.325	09:28:54.178	
4 -	1:03.078	45.460	1:48.538	72.30	1.813	09:30:42.716	
5 -	1:02.250	45.145	1:47.395 (3)	73.07	0.670	09:32:30.111	
6 -	1:02.518	45.070	1:47.588	72.94	0.863	09:34:17.699	
7 -	1:01.719	45.006	1:46.725 (1)	73.53		09:36:04.424	
8 -	1:01.715	45.298	1:47.013 (2)	73.33	0.288	09:37:51.437	

P22 71		Colin CLUNE		Suzuki SV650 -			
IDEAL LAP TIME : 1:46.875		BEST LAP TIME : 1:47.124		DIFFERENCE : 0.249			
LAP	SECTOR 1	SECTOR 2	LAP TIME	MPH	DIFF	TIME OF DAY	
1 -		46.519	1:57.277	66.91	10.153	09:25:15.153	
2 -	1:01.854	46.047	1:47.901	72.73	0.777	09:27:03.054	
3 -	1:02.975	46.393	1:49.368	71.75	2.244	09:28:52.422	
4 -	1:03.022	46.890	1:49.912	71.40	2.788	09:30:42.334	
5 -	1:01.840	45.510	1:47.350 (2)	73.10	0.226	09:32:29.684	
6 -	1:01.956	45.627	1:47.583 (3)	72.94	0.459	09:34:17.267	
7 -	1:02.410	45.485	1:47.895	72.73	0.771	09:36:05.162	
8 -	1:02.089	45.035	1:47.124 (1)	73.26		09:37:52.286	

P23 67 R		Simon HARVEY		Suzuki SV650 -			
IDEAL LAP TIME : 1:47.180		BEST LAP TIME : 1:47.180		DIFFERENCE : 0.000			
LAP	SECTOR 1	SECTOR 2	LAP TIME	MPH	DIFF	TIME OF DAY	
1 -		46.235	1:58.220	66.38	11.040	09:25:16.096	
2 -	1:03.427	45.866	1:49.293	71.80	2.113	09:27:05.389	
3 -	1:02.802	46.269	1:49.071	71.95	1.891	09:28:54.460	
4 -	1:02.960	45.561	1:48.521 (3)	72.31	1.341	09:30:42.981	
5 -	1:02.600	45.610	1:48.210 (2)	72.52	1.030	09:32:31.191	
6 -	1:02.236	44.944	1:47.180 (1)	73.22		09:34:18.371	
7 -	1:04.229	47.300	1:51.529	70.36	4.349	09:36:09.900	
8 -	1:05.701	46.364	1:52.065	70.03	4.885	09:38:01.965	

P24 51		Paul BEESLEY		Yamaha R6 -			
IDEAL LAP TIME : 1:48.244		BEST LAP TIME : 1:48.416		DIFFERENCE : 0.172			
LAP	SECTOR 1	SECTOR 2	LAP TIME	MPH	DIFF	TIME OF DAY	
1 -		48.302	2:03.232	63.68	14.816	09:25:21.108	
2 -	1:03.758	46.640	1:50.398	71.08	1.982	09:27:11.506	
3 -	1:02.662	46.312	1:48.974 (3)	72.01	0.558	09:29:00.480	
4 -	1:02.738	46.562	1:49.300	71.80	0.884	09:30:49.780	
5 -	1:03.052	46.150	1:49.202	71.86	0.786	09:32:38.982	
6 -	1:02.618	45.798	1:48.416 (1)	72.38		09:34:27.398	
7 -	1:03.028	46.380	1:49.408	71.73	0.992	09:36:16.806	
8 -	1:02.446	46.488	1:48.934 (2)	72.04	0.518	09:38:05.740	

P25 26 SUP		Piers DARBY		Suzuki SV650 - Darby Racing			
IDEAL LAP TIME : 1:49.873		BEST LAP TIME : 1:50.448		DIFFERENCE : 0.575			
LAP	SECTOR 1	SECTOR 2	LAP TIME	MPH	DIFF	TIME OF DAY	
1 -		47.407	2:01.728	64.47	11.280	09:25:19.604	
2 -	1:04.510	47.823	1:52.333	69.86	1.885	09:27:11.937	
3 -	1:04.600	46.632	1:51.232	70.55	0.784	09:29:03.169	
4 -	1:04.855	46.484	1:51.339	70.48	0.891	09:30:54.508	
5 -	1:04.133	47.061	1:51.194 (3)	70.57	0.746	09:32:45.702	
6 -	1:04.765	46.081	1:50.846 (2)	70.80	0.398	09:34:36.548	
7 -	1:05.403	46.247	1:51.650	70.29	1.202	09:36:28.198	
8 -	1:03.792	46.656	1:50.448 (1)	71.05		09:38:18.646	

BMCRC - MRO Championships 2023 - Rnd 5 @ Cadwell Park

Thunderbike Sport & Supertwins

RACE 1 - SECTOR ANALYSIS



SECTOR 1 = FL to I1, SECTOR 2 = I1 to FL, DIFF = Difference To Personal Best Lap, P = Crossed Finish Line in Pit Lane, D = Time Disallowed

P26 40		Simon WILKINSON		Suzuki SV650 - S P Wilkinson Engineering Ltd		
IDEAL LAP TIME : 1:51.259		BEST LAP TIME : 1:51.363		DIFFERENCE : 0.104		
LAP	SECTOR 1	SECTOR 2	LAP TIME	MPH	DIFF	TIME OF DAY
1 -		48.049	2:04.035	63.27	12.672	09:25:21.911
2 -	1:05.053	46.779	1:51.832 (3)	70.17	0.469	09:27:13.743
3 -	1:04.611	46.752	1:51.363 (1)	70.47		09:29:05.106
4 -	1:04.862	47.096	1:51.958	70.09	0.595	09:30:57.064
5 -	1:05.024	47.522	1:52.546	69.73	1.183	09:32:49.610
6 -	1:05.175	46.721	1:51.896	70.13	0.533	09:34:41.506
7 -	1:05.145	46.648	1:51.793 (2)	70.20	0.430	09:36:33.299

P27 910 R		Harry GOWER		Suzuki SV650 - RightGear Motorcycles		
IDEAL LAP TIME : 1:47.390		BEST LAP TIME : 1:47.390		DIFFERENCE : 0.000		
LAP	SECTOR 1	SECTOR 2	LAP TIME	MPH	DIFF	TIME OF DAY
1 -		46.152	1:59.585	65.62	12.195	09:25:17.461
2 -	1:02.492	45.762	1:48.254	72.49	0.864	09:27:05.715
3 -	1:02.200	46.458	1:48.658	72.22	1.268	09:28:54.373
4 -	1:02.289	45.774	1:48.063 (3)	72.62	0.673	09:30:42.436
5 -	1:02.139	45.251	1:47.390 (1)	73.08		09:32:29.826
6 -	1:02.309	45.396	1:47.705 (2)	72.86	0.315	09:34:17.531

P28 74 SUP		Daniel BLACK		Suzukis SV650 - DAD		
IDEAL LAP TIME : 1:45.993		BEST LAP TIME : 1:47.001		DIFFERENCE : 1.008		
LAP	SECTOR 1	SECTOR 2	LAP TIME	MPH	DIFF	TIME OF DAY
1 -		46.536	1:56.450	67.39	9.449	09:25:14.326
2 -	1:02.312	46.126	1:48.438 (2)	72.37	1.437	09:27:02.764
3 -	1:02.792	44.209	1:47.001 (1)	73.34		09:28:49.765
4 -	1:01.784	51.254	1:53.038 (3)	69.42	6.037	09:30:42.803

P29 281		Daniel FARLEY		Suzuki SV650 - F-TECH FIRE & ELECTRICAL LTD		
IDEAL LAP TIME : 1:50.640		BEST LAP TIME : 1:51.189		DIFFERENCE : 0.549		
LAP	SECTOR 1	SECTOR 2	LAP TIME	MPH	DIFF	TIME OF DAY
1 -		46.506	2:01.910	64.37	10.721	09:25:19.786
2 -	1:05.441	46.795	1:52.236 (3)	69.92	1.047	09:27:12.022
3 -	1:04.797	46.392	1:51.189 (1)	70.58		09:29:03.211
4 -	1:04.248	47.331	1:51.579 (2)	70.33	0.390	09:30:54.790

P30 19		Dean FARNWORTH		Suzuki GSXR600 - DMFS ltd		
IDEAL LAP TIME : 2:11.535		BEST LAP TIME :		DIFFERENCE :		
LAP	SECTOR 1	SECTOR 2	LAP TIME	MPH	DIFF	TIME OF DAY
1 -		53.961	2:21.266	55.55		09:25:39.142

BMCRC - MRO Championships 2023 - Rnd 5 @ Cadwell Park

Thunderbike Sport & Supertwins

RACE 1 - BEST SECTORS

SECTOR 1			SECTOR 2			IDEAL / BEST COMPARISON						
POS	NO	NAME	TIME	NO	NAME	TIME	POS	NO	NAME	IDEAL	BEST	DIFF
									PERFECT LAP	1:37.466		
1	0	HILL	56.473	33	BISWELL	40.993	1	0	HILL	1:37.757	1:38.216	0.459
2	97	MANN	56.868	97	MANN	41.245	2	33	BISWELL	1:37.896	1:37.896	0.000
3	92	CALDWELL	56.890	0	HILL	41.284	3	97	MANN	1:38.113	1:38.258	0.145
4	33	BISWELL	56.903	151	DENYER	41.410	4	92	CALDWELL	1:38.818	1:38.868	0.050
5	52	FRICKER	57.524	92	CALDWELL	41.928	5	151	DENYER	1:39.475	1:39.514	0.039
6	69	RUSSO	57.826	52	FRICKER	42.181	6	52	FRICKER	1:39.705	1:39.960	0.255
7	151	DENYER	58.065	25	DAY	42.442	7	69	RUSSO	1:40.438	1:40.541	0.103
8	25	DAY	58.742	81	MAY	42.587	8	25	DAY	1:41.184	1:41.184	0.000
9	77	MAY	58.893	69	RUSSO	42.612	9	77	MAY	1:41.690	1:42.136	0.446
10	994	HOWARD	58.926	77	MAY	42.797	10	81	MAY	1:41.722	1:41.970	0.248
11	81	MAY	59.135	994	HOWARD	43.063	11	994	HOWARD	1:41.989	1:42.307	0.318
12	60	GOODINGS	59.504	60	GOODINGS	43.123	12	60	GOODINGS	1:42.627	1:43.369	0.742
13	11	BATE	59.654	11	BATE	43.220	13	11	BATE	1:42.874	1:42.913	0.039
14	57	NEWMAN	59.748	48	WALLIS	43.405	14	57	NEWMAN	1:43.524	1:43.641	0.117
15	48	WALLIS	1:00.215	7	TAYLOR	43.496	15	48	WALLIS	1:43.620	1:43.691	0.071
16	7	TAYLOR	1:00.367	173	ALLISON	43.765	16	7	TAYLOR	1:43.863	1:44.442	0.579
17	173	ALLISON	1:00.669	57	NEWMAN	43.776	17	173	ALLISON	1:44.434	1:44.706	0.272
18	99	BELLOTTI	1:00.837	74	BLACK	44.209	18	99	BELLOTTI	1:45.250	1:45.375	0.125
19	84	BRANCO	1:01.648	99	BELLOTTI	44.413	19	74	BLACK	1:45.993	1:47.001	1.008
20	10	BEAN	1:01.668	10	BEAN	44.836	20	10	BEAN	1:46.504	1:46.804	0.300
21	44	PARKER	1:01.715	84	BRANCO	44.900	21	84	BRANCO	1:46.548	1:46.797	0.249
22	74	BLACK	1:01.784	67	HARVEY	44.944	22	44	PARKER	1:46.721	1:46.725	0.004
23	71	CLUNE	1:01.840	44	PARKER	45.006	23	71	CLUNE	1:46.875	1:47.124	0.249
24	910	GOWER	1:02.139	71	CLUNE	45.035	24	67	HARVEY	1:47.180	1:47.180	0.000
25	67	HARVEY	1:02.236	910	GOWER	45.251	25	910	GOWER	1:47.390	1:47.390	0.000
26	51	BEESLEY	1:02.446	51	BEESLEY	45.798	26	51	BEESLEY	1:48.244	1:48.416	0.172
27	26	DARBY	1:03.792	26	DARBY	46.081	27	26	DARBY	1:49.873	1:50.448	0.575
28	281	FARLEY	1:04.248	281	FARLEY	46.392	28	281	FARLEY	1:50.640	1:51.189	0.549
29	40	WILKINSON	1:04.611	40	WILKINSON	46.648	29	40	WILKINSON	1:51.259	1:51.363	0.104
30	19	FARNWORTH	1:17.574	19	FARNWORTH	53.961	30	19	FARNWORTH	2:11.535		

BMCRC - MRO Championships 2023 - Rnd 5 @ Cadwell Park

Thunderbike Sport & Supertwins

RACE 1 - STATISTICS

Competitors Started	30
Planned Start	2023-07-02 @ 09:20:00.000
Actual Start	2023-07-02 @ 09:23:17.876
Finish Time	2023-07-02 @ 09:36:32.643
Track Length	2.1800mi.
Total Laps	222
Total Distance Covered	483.9641mi.

Session Fastest Lap History

NO	CL	NAME	LAP TIME	TIME OF DAY	LAP	VEHICLE
0		Jeremy HILL	1:38.793	09:26:40.290	2	Yamaha R6
0		Jeremy HILL	1:38.474	09:28:18.766	3	Yamaha R6
97		Alex MANN	1:38.420	09:31:41.123	5	Honda CBR600RR
0		Jeremy HILL	1:38.235	09:33:15.982	6	Yamaha R6
0		Jeremy HILL	1:38.216	09:34:54.200	7	Yamaha R6
33		Mark BISWELL	1:37.896	09:36:36.497	8	Yamaha FZR600R

Session Leader History

NO	CL	NAME	FROM LAP	LAPS LED	DISTANCE	VEHICLE
0		Jeremy HILL	1	8	17.44 miles	Yamaha R6

Flag History

TYPE	TIME OF DAY
GREEN	09:23:17.876
FINISH	09:36:32.643

Flag Statistics

TYPE	COUNT	TOTAL LAPS	TOTAL TIME
Green	1	8	15:03.691
Red	0	0	0.000
Safety Car	0	0	0.000
FCY	0	0	0.000

BMCRC - MRO Championships 2023 - Rnd 5 @ Cadwell Park

Thunderbike Sport & Supertwins

RACE 1 - STATISTICS

CLASS :

22 Starters

Fastest Lap History

NO	NAME	LAP TIME	TIME OF DAY	LAP	VEHICLE
0	Jeremy HILL	1:38.793	09:26:40.290	2	Yamaha R6
0	Jeremy HILL	1:38.474	09:28:18.766	3	Yamaha R6
97	Alex MANN	1:38.420	09:31:41.123	5	Honda CBR600RR
0	Jeremy HILL	1:38.235	09:33:15.982	6	Yamaha R6
0	Jeremy HILL	1:38.216	09:34:54.200	7	Yamaha R6
33	Mark BISWELL	1:37.896	09:36:36.497	8	Yamaha FZR600R

Leader History

NO	NAME	FROM LAP	LAPS LED	DISTANCE	VEHICLE
0	Jeremy HILL	1	8	17.44 miles	Yamaha R6

BMCRC - MRO Championships 2023 - Rnd 5 @ Cadwell Park

Thunderbike Sport & Supertwins

RACE 1 - STATISTICS

CLASS : R

4 Starters

Fastest Lap History

NO	NAME	LAP TIME	TIME OF DAY	LAP	VEHICLE
994	Adrian HOWARD	1:42.307	09:26:49.792	2	Suzuki GSXR 600

Leader History

NO	NAME	FROM LAP	LAPS LED	DISTANCE	VEHICLE
994	Adrian HOWARD	1	8	17.44 miles	Suzuki GSXR 600

BMCRC - MRO Championships 2023 - Rnd 5 @ Cadwell Park

Thunderbike Sport & Supertwins

RACE 1 - STATISTICS

CLASS : SUP

4 Starters

Fastest Lap History

NO	NAME	LAP TIME	TIME OF DAY	LAP	VEHICLE
74	Daniel BLACK	1:48.438	09:27:02.779	2	Suzukis SV650
173	Nick ALLISON	1:48.412	09:27:04.073	2	Aprilia RS660
74	Daniel BLACK	1:47.001	09:28:49.780	3	Suzukis SV650
173	Nick ALLISON	1:45.464	09:32:25.828	5	Aprilia RS660
173	Nick ALLISON	1:44.865	09:34:10.709	6	Aprilia RS660
173	Nick ALLISON	1:44.706	09:35:55.416	7	Aprilia RS660

Leader History

NO	NAME	FROM LAP	LAPS LED	DISTANCE	VEHICLE
74	Daniel BLACK	1	3	6.54 miles	Suzukis SV650
173	Nick ALLISON	4	5	10.90 miles	Aprilia RS660

BMCRC - MRO Championships 2023 - Rnd 5 @ Cadwell Park



Thunderbike Sport & Supertwins

RACE 12 - GRID (8 Laps)

ROW 12	34	24	Harley GODZISZ	35	119	Kevin BURTON	36	139	Michael HUDSON
ROW 11	31	138	Craig JARMIN	32	127	Matthew CHAM	33	699	Simon WHALL
ROW 10	28	281	Daniel FARLEY	29	40	Simon WILKINSON	30	19	Dean FARNWORTH
ROW 9	25	51	Paul BEESLEY	26	26	Piers DARBY	27	10	Robert BEAN
ROW 8	22	71	Colin CLUNE	23	67	Simon HARVEY	24	910	Harry GOWER
ROW 7	19	44	Tony PARKER	20	84	Ricardo BRANCO	21	74	Daniel BLACK
ROW 6	16	7	Darren TAYLOR	17	173	Nick ALLISON	18	99	Lee BELLOTTI
ROW 5	13	60	Aiden GOODINGS	14	57	Paul NEWMAN	15	48	Shaun WALLIS
ROW 4	10	77	David MAY	11	994	Adrian HOWARD	12	11	Malcolm BATE
ROW 3	7	69	Tony RUSSO	8	25	Harrison DAY	9	81	Malvern MAY
ROW 2	4	92	Tommi CALDWELL	5	151	Andrew DENYER	6	52	Elliot FRICKER
ROW 1	1	33	Mark BISWELL	2	0	Jeremy HILL	3	97	Alex MANN
Pole									

Cadwell Park: 2.1800 miles

These results are provisional until the conclusion of any judicial and technical matters.

Clerk Of Course :	Stewards :	Timekeeper : <i>Craig Smith</i>
-------------------	------------	------------------------------------

Results can be found at www.tsl-timing.com

Printed - 10:08 Sunday, 02 July 2023



BMCRC - MRO Championships 2023 - Rnd 5 @ Cadwell Park

Thunderbike Sport & Supertwins

RACE 12 - CLASSIFICATION

POS	NO	CL	PIC NAME	ENTRY	LAPS	TIME	GAP	DIFF	MPH	BEST	ON
1	0		1 Jeremy HILL	Yamaha R6 - Silver Arrows Racing / LT-Info.com	6	9:53.639			79.32	1:37.374	5
2	33		2 Mark BISWELL	Yamaha FZR600R - Bizzle Bikesport	6	9:54.471	0.832	0.832	79.21	1:37.515	5
3	97		3 Alex MANN	Honda CBR600RR - Michael Jones Jeweller, Esprit	6	9:59.486	5.847	5.015	78.54	1:38.186	3
4	92		4 Tommi CALDWELL	Yamaha YZF-R6 - DART Motorsport	6	10:02.697	9.058	3.211	78.12	1:39.011	2
5	151		5 Andrew DENYER	Yamaha OW01 - me	6	10:06.219	12.580	3.522	77.67	1:39.672	6
6	52		6 Elliot FRICKER	Honda CBR600 - Credit card	6	10:10.178	16.539	3.959	77.17	1:40.280	5
7	69		7 Tony RUSSO	Yamaha R6 - Wymark Lubricants	6	10:10.452	16.813	0.274	77.13	1:39.908	3
8	81		8 Malvern MAY	Honda CBR600RR - IMP racing	6	10:17.816	24.177	7.364	76.21	1:41.333	4
9	25		9 Harrison DAY	Yamaha R6 -	6	10:18.388	24.749	0.572	76.14	1:41.446	4
10	77		10 David MAY	Suzuki GSXR600 - Orchard cooling/ team Silver Arrc	6	10:21.735	28.096	3.347	75.73	1:41.720	5
11	48		11 Shaun WALLIS	Yamaha R6 - MBC Despatch Racing	6	10:30.657	37.018	8.922	74.66	1:43.100	5
12	11		12 Malcolm BATE	Kawasaki ZX7R - Hartjay	6	10:34.388	40.749	3.731	74.22	1:43.215	6
13	60		13 Aiden GOODINGS	Honda CBR600F4 - Micky G Racing	6	10:38.220	44.581	3.832	73.78	1:43.350	5
14	7	R	1 Darren TAYLOR	Kawasaki ZX6R -	6	10:38.506	44.867	0.286	73.74	1:44.921	6
15	84		14 Ricardo BRANCO	Yamaha R6 - IMP Racing	6	10:47.009	53.370	8.503	72.77	1:46.133	5
16	74	SUP	1 Daniel BLACK	Suzukis SV650 - DAD	6	10:47.587	53.948	0.578	72.71	1:45.650	2
17	10		15 Robert BEAN	Kawasaki ZXR 750 - Mean Green Bean Motorcycles	6	10:54.265	1:00.626	6.678	71.97	1:47.124	2
18	910	R	2 Harry GOWER	Suzuki SV650 - RightGear Motorcycles	6	10:54.439	1:00.800	0.174	71.95	1:46.476	2
19	71		16 Colin CLUNE	Suzuki SV650 -	6	10:55.568	1:01.929	1.129	71.82	1:46.651	4
20	67	R	3 Simon HARVEY	Suzuki SV650 -	6	10:56.740	1:03.101	1.172	71.70	1:46.747	2
21	51		17 Paul BEESLEY	Yamaha R6 -	6	11:00.081	1:06.442	3.341	71.33	1:47.659	5
22	44	SUP	2 Tony PARKER	Kawasaki ER650RR - insta/youtube - 44notpol	6	11:06.918	1:13.279	6.837	70.60	1:49.011	4
23	281		18 Daniel FARLEY	Suzuki SV650 - F-TECH FIRE & ELECTRICAL LTD	6	11:07.085	1:13.446	0.167	70.58	1:48.407	4

NOT CLASSIFIED

DNF	994	R	Adrian HOWARD	Suzuki GSXR 600 - Geary Roofing & Building Servio	5	8:37.302	1 Lap	1 Lap	75.85	1:41.172	5
DNF	99		Lee BELLOTTI	Kawasaki ZX6R - Linda Bellotti (Mum)	4	7:10.430	2 Laps	1 Lap	72.93	1:44.762	4

FASTEST LAP

0			Jeremy HILL	Yamaha R6 - Silver Arrows Racing / LT-Info.com	5	1:37.374			80.59 mph	129.70 kph	
994	R		Adrian HOWARD	Suzuki GSXR 600 - Geary Roofing & Building Servio	5	1:41.172			77.57 mph	124.83 kph	
74	SUP		Daniel BLACK	Suzukis SV650 - DAD	2	1:45.650			74.28 mph	119.54 kph	

Class - 92.5% of Race Speed = 73.37 mph
 Class R - 92.5% of Race Speed = 68.20 mph
 Class SUP - 92.5% of Race Speed = 67.25 mph

Weather / Track : Cloudy / Dry

These results are provisional until the conclusion of any judicial and technical matters.

Race Distance: 6 Laps / 13.08 miles

Cadwell Park: 2.1800 miles

Date: 02/07/2023 Start: 16:08 Finish: 16:18

Clerk Of Course :

Stewards :

Timekeeper :

Craig Smith

Results can be found at www.tsl-timing.com

Printed - 16:20 Sunday, 02 July 2023



BMCRC - MRO Championships 2023 - Rnd 5 @ Cadwell Park

Thunderbike Sport & Supertwins

RACE 12 - LAP CHART

LAP 1 @ 16:09:58.489

NO	BEHIND	LAP TIME
0		1:43.311
33	0.623	1:43.934
92	1.310	1:44.621
151	2.841	1:46.152
97	2.942	1:46.253
52	4.001	1:47.312
69	5.108	1:48.419
77	5.682	1:48.993
81	5.950	1:49.261
25	6.425	1:49.736
994	6.562	1:49.873
7	8.661	1:51.972
48	8.798	1:52.109
11	9.598	1:52.909
84	11.005	1:54.316
60	11.222	1:54.533
99	11.300	1:54.611
10	12.347	1:55.658
74	12.650	1:55.961
67	13.216	1:56.527
44	13.678	1:56.989
910	13.852	1:57.163
71	14.620	1:57.931
51	15.884	1:59.195
281	16.703	2:00.014

LAP 2 @ 16:11:36.892

NO	BEHIND	LAP TIME
0		1:38.403
33	0.810	1:38.590
92	1.918	1:39.011
97	4.352	1:39.813
151	5.154	1:40.716
52	6.211	1:40.613
69	7.747	1:41.042
77	9.628	1:42.349
25	9.772	1:41.750
81	10.038	1:42.491
994	10.139	1:41.980
48	14.856	1:44.461
7	15.930	1:45.672
11	16.182	1:44.987
84	18.893	1:46.291
99	18.967	1:46.070
60	19.337	1:46.518
74	19.897	1:45.650
10	21.068	1:47.124
67	21.560	1:46.747
910	21.925	1:46.476
71	23.746	1:47.529
44	24.835	1:49.560
51	25.686	1:48.205
281	28.719	1:50.419

LAP 3 @ 16:13:15.117

NO	BEHIND	LAP TIME
0		1:38.225
33	0.555	1:37.970
92	3.596	1:39.903
97	4.313	1:38.186
151	7.005	1:40.076
52	8.390	1:40.404

69	9.430	1:39.908
25	13.178	1:41.631
81	13.696	1:41.883
994	13.896	1:41.982
77	14.623	1:43.220
48	20.670	1:44.039
7	23.102	1:45.397
11	23.425	1:45.468
99	25.729	1:44.987
84	27.214	1:46.546
60	27.400	1:46.288
74	27.756	1:46.084
10	30.021	1:47.178
67	30.418	1:47.083
910	30.603	1:46.903
71	32.900	1:47.379
51	35.905	1:48.444
44	37.220	1:50.610
281	40.893	1:50.399

LAP 4 @ 16:14:53.319

NO	BEHIND	LAP TIME
0		1:38.202
33	0.728	1:38.375
97	4.547	1:38.436
92	5.148	1:39.754
151	8.616	1:39.813
52	11.141	1:40.953
69	11.295	1:40.067
25	16.422	1:41.446
81	16.827	1:41.333
994	17.989	1:42.295
77	18.751	1:42.330
48	25.736	1:43.268
11	28.526	1:43.303
7	30.072	1:45.172
99	32.289	1:44.762
60	32.580	1:43.382
84	35.323	1:46.311
74	35.781	1:46.227
67	39.270	1:47.054
10	39.443	1:47.624
910	39.869	1:47.468
71	41.349	1:46.651
51	45.617	1:47.914
44	48.029	1:49.011
281	51.098	1:48.407

LAP 5 @ 16:16:30.693

NO	BEHIND	LAP TIME
0		1:37.374
33	0.869	1:37.515
97	5.549	1:38.376
92	7.297	1:39.523
151	11.032	1:39.790
52	14.047	1:40.280
69	14.225	1:40.304
25	20.544	1:41.496
81	20.944	1:41.491
994	21.787	1:41.172
77	23.097	1:41.720
48	31.462	1:43.100
11	35.658	1:44.506
7	38.070	1:45.372
60	38.556	1:43.350

84	44.082	1:46.133
74	44.546	1:46.139
67	49.501	1:47.605
10	49.888	1:47.819
910	50.279	1:47.784
71	51.244	1:47.269
51	55.902	1:47.659
44	1:00.637	1:49.982
281	1:02.163	1:48.439

LAP 6 @ 16:18:08.817

NO	BEHIND	LAP TIME
0		1:38.124
33	0.832	1:38.087
97	5.847	1:38.422
92	9.058	1:39.885
151	12.580	1:39.672
52	16.539	1:40.616
69	16.813	1:40.712
81	24.177	1:41.357
25	24.749	1:42.329
77	28.096	1:43.123
48	37.018	1:43.680
11	40.749	1:43.215
60	44.581	1:44.149
7	44.867	1:44.921
84	53.370	1:47.412
74	53.948	1:47.526
10	1:00.626	1:48.862
910	1:00.800	1:48.645
71	1:01.929	1:48.809
67	1:03.101	1:51.724
51	1:06.442	1:48.664
44	1:13.279	1:50.766
281	1:13.446	1:49.407

BMCRC - MRO Championships 2023 - Rnd 5 @ Cadwell Park

Thunderbike Sport & Supertwins

RACE 12 - POSITION CHART

No	Name	Lap						
		Pos	1	2	3	4	5	6
33	BISWELL	1	0	0	0	0	0	0
0	HILL	2	33	33	33	33	33	33
97	MANN	3	92	92	92	97	97	97
92	CALDWELL	4	151	97	97	92	92	92
151	DENYER	5	97	151	151	151	151	151
52	FRICKER	6	52	52	52	52	52	52
69	RUSSO	7	69	69	69	69	69	69
25	DAY	8	77	77	25	25	25	81
81	MAY	9	81	25	81	81	81	25
77	MAY	10	25	81	994	994	994	77
994	HOWARD	11	994	994	77	77	77	48
11	BATE	12	7	48	48	48	48	11
60	GOODINGS	13	48	7	7	11	11	60
48	WALLIS	14	11	11	11	7	7	7
7	TAYLOR	15	84	84	99	99	60	84
99	BELLOTTI	16	60	99	84	60	84	74
44	PARKER	17	99	60	60	84	74	10
84	BRANCO	18	10	74	74	74	67	910
74	BLACK	19	74	10	10	67	10	71
71	CLUNE	20	67	67	67	10	910	67
67	HARVEY	21	44	910	910	910	71	51
910	GOWER	22	910	71	71	71	51	44
51	BEESELEY	23	71	44	51	51	44	281
10	BEAN	24	51	51	44	44	281	
281	FARLEY	25	281	281	281	281		

BMCRC - MRO Championships 2023 - Rnd 5 @ Cadwell Park

Thunderbike Sport & Supertwins

RACE 12 - SECTOR ANALYSIS



SECTOR 1 = FL to I1, SECTOR 2 = I1 to FL, DIFF = Difference To Personal Best Lap, P = Crossed Finish Line in Pit Lane, D = Time Disallowed

P1 0		Jeremy HILL		Yamaha R6 - Silver Arrows Racing / LT-Info.com			
IDEAL LAP TIME : 1:37.374		BEST LAP TIME : 1:37.374		DIFFERENCE : 0.000			
LAP	SECTOR 1	SECTOR 2	LAP TIME	MPH	DIFF	TIME OF DAY	
1 -		41.539	1:43.311	75.96	5.937	16:09:58.489	
2 -	56.740	41.663	1:38.403	79.75	1.029	16:11:36.892	
3 -	56.702	41.523	1:38.225	79.89	0.851	16:13:15.117	
4 -	56.792	41.410	1:38.202 (3)	79.91	0.828	16:14:53.319	
5 -	56.374	41.000	1:37.374 (1)	80.59		16:16:30.693	
6 -	56.725	41.399	1:38.124 (2)	79.98	0.750	16:18:08.817	

P2 33		Mark BISWELL		Yamaha FZR600R - Bizzle Bikesport			
IDEAL LAP TIME : 1:37.515		BEST LAP TIME : 1:37.515		DIFFERENCE : 0.000			
LAP	SECTOR 1	SECTOR 2	LAP TIME	MPH	DIFF	TIME OF DAY	
1 -		41.399	1:43.934	75.51	6.419	16:09:59.112	
2 -	57.176	41.414	1:38.590	79.60	1.075	16:11:37.702	
3 -	56.938	41.032	1:37.970 (2)	80.10	0.455	16:13:15.672	
4 -	57.126	41.249	1:38.375	79.77	0.860	16:14:54.047	
5 -	56.641	40.874	1:37.515 (1)	80.48		16:16:31.562	
6 -	56.930	41.157	1:38.087 (3)	80.01	0.572	16:18:09.649	

P3 97		Alex MANN		Honda CBR600RR - Michael Jones Jeweller, Esprit Group, Carl			
IDEAL LAP TIME : 1:37.986		BEST LAP TIME : 1:38.186		DIFFERENCE : 0.200			
LAP	SECTOR 1	SECTOR 2	LAP TIME	MPH	DIFF	TIME OF DAY	
1 -		41.942	1:46.253	73.86	8.067	16:10:01.431	
2 -	58.292	41.521	1:39.813	78.62	1.627	16:11:41.244	
3 -	56.732	41.454	1:38.186 (1)	79.93		16:13:19.430	
4 -	56.835	41.601	1:38.436	79.72	0.250	16:14:57.866	
5 -	57.089	41.287	1:38.376 (2)	79.77	0.190	16:16:36.242	
6 -	57.168	41.254	1:38.422 (3)	79.73	0.236	16:18:14.664	

P4 92		Tommi CALDWELL		Yamaha YZF-R6 - DART Motorsport			
IDEAL LAP TIME : 1:38.707		BEST LAP TIME : 1:39.011		DIFFERENCE : 0.304			
LAP	SECTOR 1	SECTOR 2	LAP TIME	MPH	DIFF	TIME OF DAY	
1 -		41.811	1:44.621	75.01	5.610	16:09:59.799	
2 -	56.896	42.115	1:39.011 (1)	79.26		16:11:38.810	
3 -	57.125	42.778	1:39.903	78.55	0.892	16:13:18.713	
4 -	57.306	42.448	1:39.754 (3)	78.67	0.743	16:14:58.467	
5 -	57.414	42.109	1:39.523 (2)	78.85	0.512	16:16:37.990	
6 -	57.515	42.370	1:39.885	78.57	0.874	16:18:17.875	

P5 151		Andrew DENYER		Yamaha OW01 - me			
IDEAL LAP TIME :		BEST LAP TIME : 1:39.672		DIFFERENCE :			
LAP	SECTOR 1	SECTOR 2	LAP TIME	MPH	DIFF	TIME OF DAY	
1 -			1:46.152	73.93	6.480	16:10:01.330	
2 -			1:40.716	77.92	1.044	16:11:42.046	
3 -			1:40.076	78.42	0.404	16:13:22.122	
4 -			1:39.813 (3)	78.62	0.141	16:15:01.935	
5 -			1:39.790 (2)	78.64	0.118	16:16:41.725	
6 -			1:39.672 (1)	78.73		16:18:21.397	

P6 52		Elliot FRICKER		Honda CBR600 - Credit card			
IDEAL LAP TIME : 1:40.073		BEST LAP TIME : 1:40.280		DIFFERENCE : 0.207			
LAP	SECTOR 1	SECTOR 2	LAP TIME	MPH	DIFF	TIME OF DAY	
1 -		42.796	1:47.312	73.13	7.032	16:10:02.490	
2 -	58.396	42.217	1:40.613 (3)	78.00	0.333	16:11:43.103	
3 -	58.063	42.341	1:40.404 (2)	78.16	0.124	16:13:23.507	
4 -	58.203	42.750	1:40.953	77.73	0.673	16:15:04.460	
5 -	57.856	42.424	1:40.280 (1)	78.26		16:16:44.740	
6 -	58.068	42.548	1:40.616	78.00	0.336	16:18:25.356	

BMCRC - MRO Championships 2023 - Rnd 5 @ Cadwell Park

Thunderbike Sport & Supertwins

RACE 12 - SECTOR ANALYSIS



SECTOR 1 = FL to I1, SECTOR 2 = I1 to FL, DIFF = Difference To Personal Best Lap, P = Crossed Finish Line in Pit Lane, D = Time Disallowed

P7 69		Tony RUSSO		Yamaha R6 - Wymark Lubricants			
IDEAL LAP TIME : 1:39.566		BEST LAP TIME : 1:39.908		DIFFERENCE : 0.342			
LAP	SECTOR 1	SECTOR 2	LAP TIME	MPH	DIFF	TIME OF DAY	
1 -		43.307	1:48.419	72.38	8.511	16:10:03.597	
2 -	58.194	42.848	1:41.042	77.67	1.134	16:11:44.639	
3 -	57.628	42.280	1:39.908 (1)	78.55		16:13:24.547	
4 -	57.450	42.617	1:40.067 (2)	78.42	0.159	16:15:04.614	
5 -	58.188	42.116	1:40.304 (3)	78.24	0.396	16:16:44.918	
6 -	58.191	42.521	1:40.712	77.92	0.804	16:18:25.630	

P8 81		Malvern MAY		Honda CBR600RR - IMP racing			
IDEAL LAP TIME : 1:41.114		BEST LAP TIME : 1:41.333		DIFFERENCE : 0.219			
LAP	SECTOR 1	SECTOR 2	LAP TIME	MPH	DIFF	TIME OF DAY	
1 -		43.113	1:49.261	71.82	7.928	16:10:04.439	
2 -	59.795	42.696	1:42.491	76.57	1.158	16:11:46.930	
3 -	59.087	42.796	1:41.883	77.03	0.550	16:13:28.813	
4 -	58.845	42.488	1:41.333 (1)	77.44		16:15:10.146	
5 -	59.222	42.269	1:41.491 (3)	77.32	0.158	16:16:51.637	
6 -	58.980	42.377	1:41.357 (2)	77.42	0.024	16:18:32.994	

P9 25		Harrison DAY		Yamaha R6 -			
IDEAL LAP TIME : 1:41.215		BEST LAP TIME : 1:41.446		DIFFERENCE : 0.231			
LAP	SECTOR 1	SECTOR 2	LAP TIME	MPH	DIFF	TIME OF DAY	
1 -		43.381	1:49.736	71.51	8.290	16:10:04.914	
2 -	58.858	42.892	1:41.750	77.13	0.304	16:11:46.664	
3 -	58.812	42.819	1:41.631 (3)	77.22	0.185	16:13:28.295	
4 -	59.043	42.403	1:41.446 (1)	77.36		16:15:09.741	
5 -	59.041	42.455	1:41.496 (2)	77.32	0.050	16:16:51.237	
6 -	59.588	42.741	1:42.329	76.69	0.883	16:18:33.566	

P10 77		David MAY		Suzuki GSXR600 - Orchard cooling/ team Silver Arrows			
IDEAL LAP TIME : 1:41.456		BEST LAP TIME : 1:41.720		DIFFERENCE : 0.264			
LAP	SECTOR 1	SECTOR 2	LAP TIME	MPH	DIFF	TIME OF DAY	
1 -		43.307	1:48.993	72.00	7.273	16:10:04.171	
2 -	59.242	43.107	1:42.349 (3)	76.67	0.629	16:11:46.520	
3 -	1:00.304	42.916	1:43.220	76.03	1.500	16:13:29.740	
4 -	58.844	43.486	1:42.330 (2)	76.69	0.610	16:15:12.070	
5 -	59.108	42.612	1:41.720 (1)	77.15		16:16:53.790	
6 -	59.705	43.418	1:43.123	76.10	1.403	16:18:36.913	

P11 48		Shaun WALLIS		Yamaha R6 - MBC Despatch Racing			
IDEAL LAP TIME : 1:43.100		BEST LAP TIME : 1:43.100		DIFFERENCE : 0.000			
LAP	SECTOR 1	SECTOR 2	LAP TIME	MPH	DIFF	TIME OF DAY	
1 -		43.971	1:52.109	70.00	9.009	16:10:07.287	
2 -	1:01.090	43.371	1:44.461	75.12	1.361	16:11:51.748	
3 -	1:00.870	43.169	1:44.039	75.43	0.939	16:13:35.787	
4 -	1:00.275	42.993	1:43.268 (2)	75.99	0.168	16:15:19.055	
5 -	1:00.146	42.954	1:43.100 (1)	76.12		16:17:02.155	
6 -	1:00.648	43.032	1:43.680 (3)	75.69	0.580	16:18:45.835	

P12 11		Malcolm BATE		Kawasaki ZX7R - Hartjay			
IDEAL LAP TIME : 1:42.094		BEST LAP TIME : 1:43.215		DIFFERENCE : 1.121			
LAP	SECTOR 1	SECTOR 2	LAP TIME	MPH	DIFF	TIME OF DAY	
1 -		44.277	1:52.909	69.50	9.694	16:10:08.087	
2 -	1:01.131	43.856	1:44.987	74.75	1.772	16:11:53.074	
3 -	1:01.366	44.102	1:45.468	74.41	2.253	16:13:38.542	
4 -	1:00.496	42.807	1:43.303 (2)	75.97	0.088	16:15:21.845	
5 -	59.287	45.219	1:44.506 (3)	75.09	1.291	16:17:06.351	
6 -	1:00.168	43.047	1:43.215 (1)	76.03		16:18:49.566	

BMCRC - MRO Championships 2023 - Rnd 5 @ Cadwell Park

Thunderbike Sport & Supertwins

RACE 12 - SECTOR ANALYSIS



SECTOR 1 = FL to I1, SECTOR 2 = I1 to FL, DIFF = Difference To Personal Best Lap, P = Crossed Finish Line in Pit Lane, D = Time Disallowed

P13 60		Aiden GOODINGS		Honda CBR600F4 - Micky G Racing		
IDEAL LAP TIME : 1:42.515		BEST LAP TIME : 1:43.350		DIFFERENCE : 0.835		
LAP	SECTOR 1	SECTOR 2	LAP TIME	MPH	DIFF	TIME OF DAY
1 -		44.758	1:54.533	68.52	11.183	16:10:09.711
2 -	1:02.284	44.234	1:46.518	73.67	3.168	16:11:56.229
3 -	1:01.466	44.822	1:46.288	73.83	2.938	16:13:42.517
4 -	59.916	43.466	1:43.382 (2)	75.91	0.032	16:15:25.899
5 -	1:00.751	42.599	1:43.350 (1)	75.93		16:17:09.249
6 -	1:00.772	43.377	1:44.149 (3)	75.35	0.799	16:18:53.398

P14 7 R		Darren TAYLOR		Kawasaki ZX6R -		
IDEAL LAP TIME : 1:44.524		BEST LAP TIME : 1:44.921		DIFFERENCE : 0.397		
LAP	SECTOR 1	SECTOR 2	LAP TIME	MPH	DIFF	TIME OF DAY
1 -		44.188	1:51.972	70.08	7.051	16:10:07.150
2 -	1:01.824	43.848	1:45.672	74.26	0.751	16:11:52.822
3 -	1:01.292	44.105	1:45.397	74.46	0.476	16:13:38.219
4 -	1:00.908	44.264	1:45.172 (2)	74.62	0.251	16:15:23.391
5 -	1:01.756	43.616	1:45.372 (3)	74.47	0.451	16:17:08.763
6 -	1:00.946	43.975	1:44.921 (1)	74.79		16:18:53.684

P15 84		Ricardo BRANCO		Yamaha R6 - IMP Racing		
IDEAL LAP TIME : 1:45.981		BEST LAP TIME : 1:46.133		DIFFERENCE : 0.152		
LAP	SECTOR 1	SECTOR 2	LAP TIME	MPH	DIFF	TIME OF DAY
1 -		45.213	1:54.316	68.65	8.183	16:10:09.494
2 -	1:01.812	44.479	1:46.291 (2)	73.83	0.158	16:11:55.785
3 -	1:01.730	44.816	1:46.546	73.65	0.413	16:13:42.331
4 -	1:01.541	44.770	1:46.311 (3)	73.82	0.178	16:15:28.642
5 -	1:01.502	44.631	1:46.133 (1)	73.94		16:17:14.775
6 -	1:02.057	45.355	1:47.412	73.06	1.279	16:19:02.187

P16 74 SUP		Daniel BLACK		Suzukis SV650 - DAD		
IDEAL LAP TIME : 1:44.951		BEST LAP TIME : 1:45.650		DIFFERENCE : 0.699		
LAP	SECTOR 1	SECTOR 2	LAP TIME	MPH	DIFF	TIME OF DAY
1 -		45.646	1:55.961	67.67	10.311	16:10:11.139
2 -	1:01.749	43.901	1:45.650 (1)	74.28		16:11:56.789
3 -	1:01.050	45.034	1:46.084 (2)	73.97	0.434	16:13:42.873
4 -	1:01.186	45.041	1:46.227	73.88	0.577	16:15:29.100
5 -	1:01.181	44.958	1:46.139 (3)	73.94	0.489	16:17:15.239
6 -	1:01.992	45.534	1:47.526	72.98	1.876	16:19:02.765

P17 10		Robert BEAN		Kawasaki ZXR 750 - Mean Green Bean Motorcycles		
IDEAL LAP TIME : 1:46.890		BEST LAP TIME : 1:47.124		DIFFERENCE : 0.234		
LAP	SECTOR 1	SECTOR 2	LAP TIME	MPH	DIFF	TIME OF DAY
1 -		45.453	1:55.658	67.85	8.534	16:10:10.836
2 -	1:01.909	45.215	1:47.124 (1)	73.26		16:11:57.960
3 -	1:02.197	44.981	1:47.178 (2)	73.22	0.054	16:13:45.138
4 -	1:02.228	45.396	1:47.624 (3)	72.92	0.500	16:15:32.762
5 -	1:02.339	45.480	1:47.819	72.78	0.695	16:17:20.581
6 -	1:03.371	45.491	1:48.862	72.09	1.738	16:19:09.443

P18 910 R		Harry GOWER		Suzuki SV650 - RightGear Motorcycles		
IDEAL LAP TIME : 1:46.476		BEST LAP TIME : 1:46.476		DIFFERENCE : 0.000		
LAP	SECTOR 1	SECTOR 2	LAP TIME	MPH	DIFF	TIME OF DAY
1 -		45.544	1:57.163	66.98	10.687	16:10:12.341
2 -	1:02.212	44.264	1:46.476 (1)	73.70		16:11:58.817
3 -	1:02.292	44.611	1:46.903 (2)	73.41	0.427	16:13:45.720
4 -	1:02.213	45.255	1:47.468 (3)	73.02	0.992	16:15:33.188
5 -	1:02.352	45.432	1:47.784	72.81	1.308	16:17:20.972
6 -	1:03.164	45.481	1:48.645	72.23	2.169	16:19:09.617

BMCRC - MRO Championships 2023 - Rnd 5 @ Cadwell Park

Thunderbike Sport & Supertwins

RACE 12 - SECTOR ANALYSIS



SECTOR 1 = FL to I1, SECTOR 2 = I1 to FL, DIFF = Difference To Personal Best Lap, P = Crossed Finish Line in Pit Lane, D = Time Disallowed

P19 71		Colin CLUNE		Suzuki SV650 -		
IDEAL LAP TIME : 1:46.449		BEST LAP TIME : 1:46.651		DIFFERENCE : 0.202		
LAP	SECTOR 1	SECTOR 2	LAP TIME	MPH	DIFF	TIME OF DAY
1 -		45.461	1:57.931	66.54	11.280	16:10:13.109
2 -	1:02.815	44.714	1:47.529	72.98	0.878	16:12:00.638
3 -	1:01.897	45.482	1:47.379 (3)	73.08	0.728	16:13:48.017
4 -	1:01.735	44.916	1:46.651 (1)	73.58		16:15:34.668
5 -	1:01.848	45.421	1:47.269 (2)	73.16	0.618	16:17:21.937
6 -	1:02.687	46.122	1:48.809	72.12	2.158	16:19:10.746

P20 67 R		Simon HARVEY		Suzuki SV650 -		
IDEAL LAP TIME : 1:46.442		BEST LAP TIME : 1:46.747		DIFFERENCE : 0.305		
LAP	SECTOR 1	SECTOR 2	LAP TIME	MPH	DIFF	TIME OF DAY
1 -		45.161	1:56.527	67.34	9.780	16:10:11.705
2 -	1:02.426	44.321	1:46.747 (1)	73.52		16:11:58.452
3 -	1:02.432	44.651	1:47.083 (3)	73.28	0.336	16:13:45.535
4 -	1:02.121	44.933	1:47.054 (2)	73.30	0.307	16:15:32.589
5 -	1:02.802	44.803	1:47.605	72.93	0.858	16:17:20.194
6 -	1:03.952	47.772	1:51.724	70.24	4.977	16:19:11.918

P21 51		Paul BEESLEY		Yamaha R6 -		
IDEAL LAP TIME : 1:47.431		BEST LAP TIME : 1:47.659		DIFFERENCE : 0.228		
LAP	SECTOR 1	SECTOR 2	LAP TIME	MPH	DIFF	TIME OF DAY
1 -		46.357	1:59.195	65.84	11.536	16:10:14.373
2 -	1:02.572	45.633	1:48.205 (3)	72.52	0.546	16:12:02.578
3 -	1:02.825	45.619	1:48.444	72.36	0.785	16:13:51.022
4 -	1:02.094	45.820	1:47.914 (2)	72.72	0.255	16:15:38.936
5 -	1:01.812	45.847	1:47.659 (1)	72.89		16:17:26.595
6 -	1:02.470	46.194	1:48.664	72.22	1.005	16:19:15.259

P22 44 SUP		Tony PARKER		Kawasaki ER650RR - insta/youtube - 44notpol		
IDEAL LAP TIME : 1:49.011		BEST LAP TIME : 1:49.011		DIFFERENCE : 0.000		
LAP	SECTOR 1	SECTOR 2	LAP TIME	MPH	DIFF	TIME OF DAY
1 -		46.082	1:56.989	67.08	7.978	16:10:12.167
2 -	1:03.966	45.594	1:49.560 (2)	71.63	0.549	16:12:01.727
3 -	1:05.106	45.504	1:50.610	70.95	1.599	16:13:52.337
4 -	1:03.682	45.329	1:49.011 (1)	71.99		16:15:41.348
5 -	1:03.950	46.032	1:49.982 (3)	71.35	0.971	16:17:31.330
6 -	1:04.434	46.332	1:50.766	70.85	1.755	16:19:22.096

P23 281		Daniel FARLEY		Suzuki SV650 - F-TECH FIRE & ELECTRICAL LTD		
IDEAL LAP TIME : 1:48.258		BEST LAP TIME : 1:48.407		DIFFERENCE : 0.149		
LAP	SECTOR 1	SECTOR 2	LAP TIME	MPH	DIFF	TIME OF DAY
1 -		46.848	2:00.014	65.39	11.607	16:10:15.192
2 -	1:04.363	46.056	1:50.419	71.07	2.012	16:12:05.611
3 -	1:04.736	45.663	1:50.399	71.08	1.992	16:13:56.010
4 -	1:03.644	44.763	1:48.407 (1)	72.39		16:15:44.417
5 -	1:03.495	44.944	1:48.439 (2)	72.37	0.032	16:17:32.856
6 -	1:03.802	45.605	1:49.407 (3)	71.73	1.000	16:19:22.263

P24 994 R		Adrian HOWARD		Suzuki GSXR 600 - Geary Roofing & Building Services		
IDEAL LAP TIME : 1:40.960		BEST LAP TIME : 1:41.172		DIFFERENCE : 0.212		
LAP	SECTOR 1	SECTOR 2	LAP TIME	MPH	DIFF	TIME OF DAY
1 -		42.377	1:49.873	71.42	8.701	16:10:05.051
2 -	59.607	42.373	1:41.980 (2)	76.95	0.808	16:11:47.031
3 -	59.535	42.447	1:41.982 (3)	76.95	0.810	16:13:29.013
4 -	58.887	43.408	1:42.295	76.71	1.123	16:15:11.308
5 -	58.587	42.585	1:41.172 (1)	77.57		16:16:52.480

BMCRC - MRO Championships 2023 - Rnd 5 @ Cadwell Park

Thunderbike Sport & Supertwins

RACE 12 - SECTOR ANALYSIS



SECTOR 1 = FL to I1, SECTOR 2 = I1 to FL, DIFF = Difference To Personal Best Lap, P = Crossed Finish Line in Pit Lane, D = Time Disallowed

P25 99		Lee BELLOTTI		Kawasaki ZX6R - Linda Bellotti (Mum)		
IDEAL LAP TIME : 1:44.762		BEST LAP TIME : 1:44.762		DIFFERENCE : 0.000		
LAP	SECTOR 1	SECTOR 2	LAP TIME	MPH	DIFF	TIME OF DAY
1 -		45.116	1:54.611	68.47	9.849	16:10:09.789
2 -	1:01.946	44.124	1:46.070 (3)	73.98	1.308	16:11:55.859
3 -	1:00.851	44.136	1:44.987 (2)	74.75	0.225	16:13:40.846
4 -	1:00.686	44.076	1:44.762 (1)	74.91		16:15:25.608

BMCRC - MRO Championships 2023 - Rnd 5 @ Cadwell Park

Thunderbike Sport & Supertwins

RACE 12 - BEST SECTORS

SECTOR 1			SECTOR 2			IDEAL / BEST COMPARISON						
POS	NO	NAME	TIME	NO	NAME	TIME	POS	NO	NAME	IDEAL	BEST	DIFF
									PERFECT LAP	1:37.248		
1	0	HILL	56.374	33	BISWELL	40.874	1	0	HILL	1:37.374	1:37.374	0.000
2	33	BISWELL	56.641	0	HILL	41.000	2	33	BISWELL	1:37.515	1:37.515	0.000
3	97	MANN	56.732	97	MANN	41.254	3	97	MANN	1:37.986	1:38.186	0.200
4	92	CALDWELL	56.896	92	CALDWELL	41.811	4	92	CALDWELL	1:38.707	1:39.011	0.304
5	69	RUSSO	57.450	69	RUSSO	42.116	5	69	RUSSO	1:39.566	1:39.908	0.342
6	52	FRICKER	57.856	52	FRICKER	42.217	6	52	FRICKER	1:40.073	1:40.280	0.207
7	994	HOWARD	58.587	81	MAY	42.269	7	994	HOWARD	1:40.960	1:41.172	0.212
8	25	DAY	58.812	994	HOWARD	42.373	8	81	MAY	1:41.114	1:41.333	0.219
9	77	MAY	58.844	25	DAY	42.403	9	25	DAY	1:41.215	1:41.446	0.231
10	81	MAY	58.845	60	GOODINGS	42.599	10	77	MAY	1:41.456	1:41.720	0.264
11	11	BATE	59.287	77	MAY	42.612	11	11	BATE	1:42.094	1:43.215	1.121
12	60	GOODINGS	59.916	11	BATE	42.807	12	60	GOODINGS	1:42.515	1:43.350	0.835
13	48	WALLIS	1:00.146	48	WALLIS	42.954	13	48	WALLIS	1:43.100	1:43.100	0.000
14	99	BELLOTTI	1:00.686	7	TAYLOR	43.616	14	7	TAYLOR	1:44.524	1:44.921	0.397
15	7	TAYLOR	1:00.908	74	BLACK	43.901	15	99	BELLOTTI	1:44.762	1:44.762	0.000
16	74	BLACK	1:01.050	99	BELLOTTI	44.076	16	74	BLACK	1:44.951	1:45.650	0.699
17	84	BRANCO	1:01.502	910	GOWER	44.264	17	84	BRANCO	1:45.981	1:46.133	0.152
18	71	CLUNE	1:01.735	67	HARVEY	44.321	18	67	HARVEY	1:46.442	1:46.747	0.305
19	51	BEESLEY	1:01.812	84	BRANCO	44.479	19	71	CLUNE	1:46.449	1:46.651	0.202
20	10	BEAN	1:01.909	71	CLUNE	44.714	20	910	GOWER	1:46.476	1:46.476	0.000
21	67	HARVEY	1:02.121	281	FARLEY	44.763	21	10	BEAN	1:46.890	1:47.124	0.234
22	910	GOWER	1:02.212	10	BEAN	44.981	22	51	BEESLEY	1:47.431	1:47.659	0.228
23	281	FARLEY	1:03.495	44	PARKER	45.329	23	281	FARLEY	1:48.258	1:48.407	0.149
24	44	PARKER	1:03.682	51	BEESLEY	45.619	24	44	PARKER	1:49.011	1:49.011	0.000
25							25	151	DENYER		1:39.672	

BMCRC - MRO Championships 2023 - Rnd 5 @ Cadwell Park

Thunderbike Sport & Supertwins

RACE 12 - STATISTICS

Competitors Started 25
Planned Start 2023-07-02 @ 16:00:00.000
Actual Start 2023-07-02 @ 16:08:15.178
Finish Time 2023-07-02 @ 16:18:08.816
Track Length 2.1800mi.
Total Laps 147
Total Distance Covered 320.4627mi.

Session Fastest Lap History

NO	CL	NAME	LAP TIME	TIME OF DAY	LAP	VEHICLE
0		Jeremy HILL	1:38.403	16:11:36.899	2	Yamaha R6
0		Jeremy HILL	1:38.225	16:13:15.124	3	Yamaha R6
33		Mark BISWELL	1:37.970	16:13:15.682	3	Yamaha FZR600R
0		Jeremy HILL	1:37.374	16:16:30.701	5	Yamaha R6

Session Leader History

NO	CL	NAME	FROM LAP	LAPS LED	DISTANCE	VEHICLE
0		Jeremy HILL	1	6	13.08 miles	Yamaha R6

Flag History

TYPE	TIME OF DAY
GREEN	16:08:15.178
FINISH	16:18:08.816

Flag Statistics

TYPE	COUNT	TOTAL LAPS	TOTAL TIME
Green	1	6	11:11.162
Red	0	0	0.000
Safety Car	0	0	0.000
FCY	0	0	0.000

BMCRC - MRO Championships 2023 - Rnd 5 @ Cadwell Park

Thunderbike Sport & Supertwins

RACE 12 - STATISTICS

CLASS :

19 Starters

Fastest Lap History

NO	NAME	LAP TIME	TIME OF DAY	LAP	VEHICLE
0	Jeremy HILL	1:38.403	16:11:36.899	2	Yamaha R6
0	Jeremy HILL	1:38.225	16:13:15.124	3	Yamaha R6
33	Mark BISWELL	1:37.970	16:13:15.682	3	Yamaha FZR600R
0	Jeremy HILL	1:37.374	16:16:30.701	5	Yamaha R6

Leader History

NO	NAME	FROM LAP	LAPS LED	DISTANCE	VEHICLE
0	Jeremy HILL	1	6	13.08 miles	Yamaha R6

BMCRC - MRO Championships 2023 - Rnd 5 @ Cadwell Park

Thunderbike Sport & Supertwins

RACE 12 - STATISTICS

CLASS : R

4 Starters

Fastest Lap History

NO	NAME	LAP TIME	TIME OF DAY	LAP	VEHICLE
994	Adrian HOWARD	1:41.980	16:11:47.040	2	Suzuki GSXR 600
994	Adrian HOWARD	1:41.172	16:16:52.488	5	Suzuki GSXR 600

Leader History

NO	NAME	FROM LAP	LAPS LED	DISTANCE	VEHICLE
994	Adrian HOWARD	1	5	10.90 miles	Suzuki GSXR 600
7	Darren TAYLOR	6	1	2.18 miles	Kawasaki ZX6R

BMCRC - MRO Championships 2023 - Rnd 5 @ Cadwell Park

Thunderbike Sport & Supertwins

RACE 12 - STATISTICS

CLASS : SUP

2 Starters

Fastest Lap History

NO	NAME	LAP TIME	TIME OF DAY	LAP	VEHICLE
74	Daniel BLACK	1:45.650	16:11:56.803	2	Suzukis SV650

Leader History

NO	NAME	FROM LAP	LAPS LED	DISTANCE	VEHICLE
74	Daniel BLACK	1	6	13.08 miles	Suzukis SV650



DFDS

DFDS YAMAHA PAST MASTERS



BMCRC-MRO Championships - Round 5

Cadwell Park

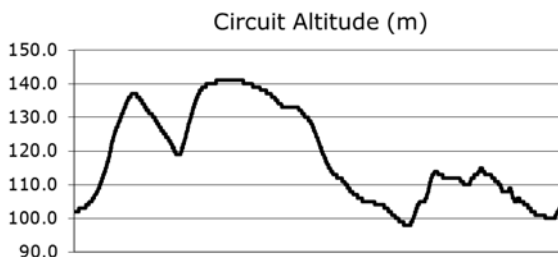
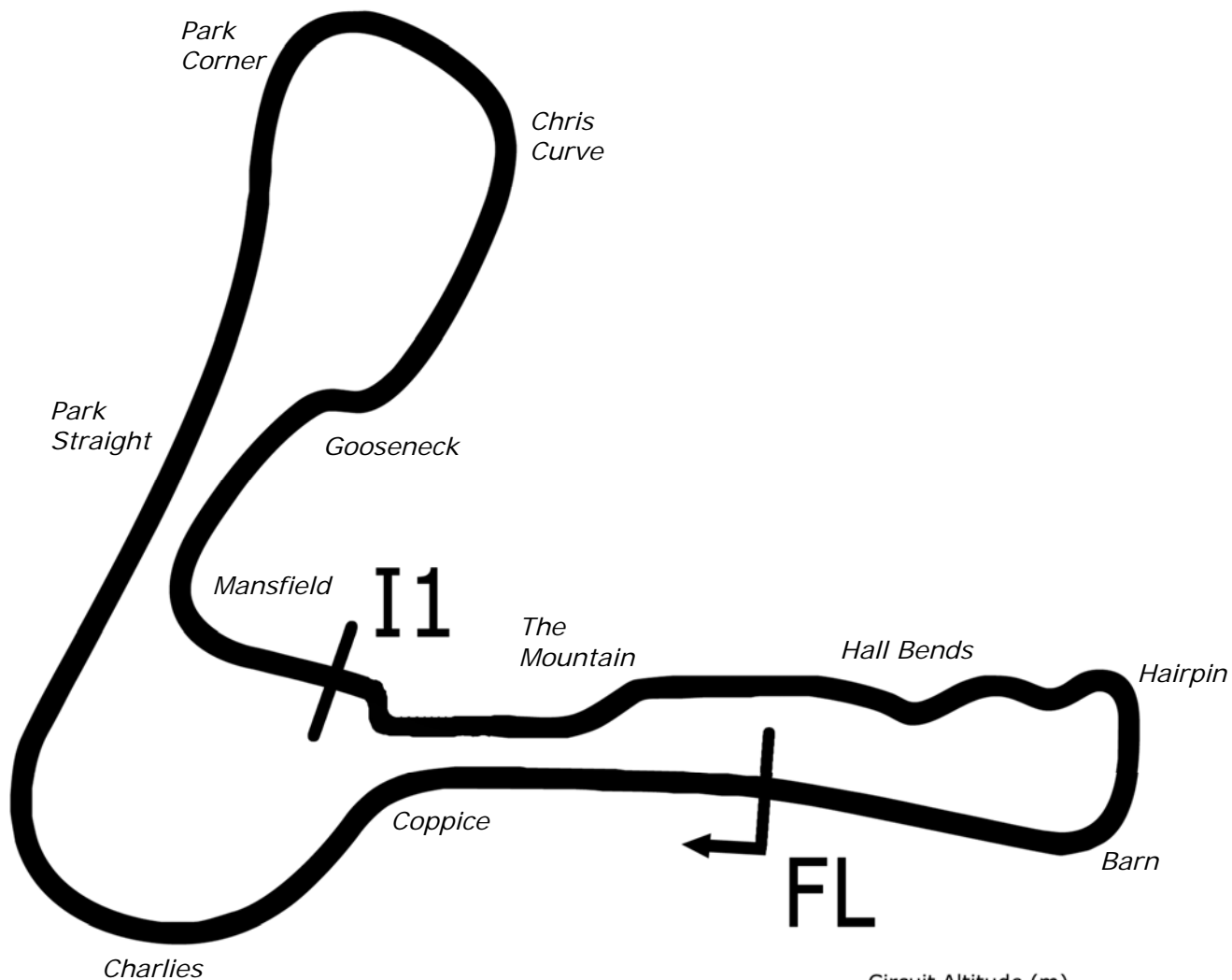
1st / 2nd July 2023



Timing & Results Provided by Timing Solutions Ltd

www.tsl-timing.com

Cadwell Park



Length	2.1800 miles	3508.4 m	
FL		53.31024 N	0.05940 W
I1	2330m	53.30708 N	0.06270 W
Pit Entry	3472m	53.31103 N	0.05889 W
Pit Exit	0m after FL	53.31030 N	0.05940 W
Pit Entry-Pit Exit 92m, 6.6s @50kph, 5.5s @60kph			

All results available at www.tsl-timing.com

BMCRC - MRO Championships 2023 - Rnd 5 @ Cadwell Park
DFDS Yamaha Past Masters
QUALIFYING - CLASSIFICATION

POS	NO	CL	PIC NAME	ENTRY	TIME	ON	LAPS	GAP	DIFF	MPH
1	117		1 Stuart HALL	Yamaha TZR250 -	1:46.587	5	5			73.63
2	51		2 Kevin WHOLEY	Yamaha TZR - Twistgrip Motorcycles	1:47.159	4	5	0.572	0.572	73.23
3	13		3 Doug EDMONDSON	Yamaha TZR250 - Stan Stephens Tuning	1:48.795	4	5	2.208	1.636	72.13
4	22		4 Rik BALLERINI	Yamaha TZR 250 - SCLS LTD, CAMBRIDGE MC, GE	1:48.937	5	5	2.350	0.142	72.04
5	29		5 Derek CRIPPS	Yamaha TZR - Team FBR	1:51.403	5	5	4.816	2.466	70.44
6	74		6 Paul WHITBY	Yamaha TZR 250 - Greybridge Ltd	1:51.438	4	5	4.851	0.035	70.42
7	27		7 Richard HAYWARD	Yamaha TZR - GForce/Hayward R Ltd/SnapOn	1:52.348	5	5	5.761	0.910	69.85
8	162		8 Darren COOPER	Yamaha TZR250 - Twistgrip Motorcycles	1:52.552	3	4	5.965	0.204	69.72
9	7		9 Pete FISHWICK	Yamaha TZR 250 -	1:52.554	4	5	5.967	0.002	69.72
10	28		10 Liam McCARTER	Yamaha TZR - Katie McCarter	1:54.018	4	4	7.431	1.464	68.83
11	8		11 David BALL	Yamaha TZR250 - Gardiner Page and Roe pension co	1:54.129	4	4	7.542	0.111	68.76
12	60	C	1 Danny GOUGH	Yamaha TZR 250 - G Force Motorcycles	1:54.327	5	5	7.740	0.198	68.64
13	26	C	2 Damian LEE	Yamaha TZR250 - Leed Autos	1:57.288	1	5	10.701	2.961	66.91
14	333	C	3 Mark STUBBERFIELD	Yamaha TZR250 - Polished concrete London	1:57.515	1	5	10.928	0.227	66.78
15	73	C	4 Colvin TURNER	Yamaha TZR250 -	1:58.286	1	1	11.699	0.771	66.34
16	46		12 Kevin MARSHALL	Yamaha TZR250 - Stacey Processing	1:58.981	4	4	12.394	0.695	65.96
17	72	C	5 John HAMILTON	Yamaha TRZ250 - LW Racing	1:59.035	1	4	12.448	0.054	65.93
18	42	C	6 Martin PEARSON	Yamaha TZR250 -	2:10.069	4	4	23.482	11.034	60.33
19	77	C	7 Adam COLLINS	Yamaha TZR250 - 2 Cows Racing	2:12.763	1	4	26.176	2.694	59.11
20	99	C	8 Paul FIRTH	Yamaha TZR250 - Joanne Porter	2:15.848	5	5	29.261	3.085	57.77
21	100	R	1 Stuart MELHUIHSH	Yamaha TZR 250 - www.ypmrc.co.uk	2:17.873	3	4	31.286	2.025	56.92
22	199	C	9 Michael FROST	Yamaha TZR250 -			0			

Weather / Track : Cloudy / Dry

These results are provisional until the conclusion of any judicial and technical matters.

Cadwell Park: 2.1800 miles

Date: 01/07/2023 Start: 10:30 Finish: 10:45

Clerk Of Course :	Stewards :	Timekeeper : <i>Craig Smith</i>
-------------------	------------	------------------------------------

 Results can be found at www.tsl-timing.com

Printed - 10:48 Saturday, 01 July 2023



BMCRC - MRO Championships 2023 - Rnd 5 @ Cadwell Park

DFDS Yamaha Past Masters

QUALIFYING - SECTOR ANALYSIS



SECTOR 1 = FL to I1, SECTOR 2 = I1 to FL, DIFF = Difference To Personal Best Lap, P = Crossed Finish Line in Pit Lane, D = Time Disallowed

P1 117		Stuart HALL		Yamaha TZR250 -			
IDEAL LAP TIME : 1:46.396		BEST LAP TIME : 1:46.587		DIFFERENCE : 0.191			
LAP	SECTOR 1	SECTOR 2	LAP TIME	MPH	DIFF	TIME OF DAY	
1 -	1:04.870	45.384	1:50.254 (3)	71.18	3.667	10:33:35.014	
2 -	1:02.042	4:54.266	5:56.308	22.02	4:09.721	10:39:31.322	
3 -	1:20.039	48.018	2:08.057	61.28	21.470	10:41:39.379	
4 -	1:04.964	44.502	1:49.466 (2)	71.69	2.879	10:43:28.845	
5 -	1:01.894	44.693	1:46.587 (1)	73.63		10:45:15.432	

P2 51		Kevin WHOLEY		Yamaha TZR - Twistgrip Motorcycles			
IDEAL LAP TIME : 1:46.714		BEST LAP TIME : 1:47.159		DIFFERENCE : 0.445			
LAP	SECTOR 1	SECTOR 2	LAP TIME	MPH	DIFF	TIME OF DAY	
1 -	1:04.417	47.030	1:51.447 (3)	70.41	4.288	10:33:18.590	
2 -	5:23.658	47.175	8:06.394	16.13	6:19.235	10:41:24.984	
3 -	1:02.870	45.089	1:47.959 (2)	72.69	0.800	10:43:12.943	
4 -	1:01.967	45.192	1:47.159 (1)	73.23		10:45:00.102	
5 -	1:05.275	46.778	1:52.053	70.03	4.894	10:46:52.155	

P3 13		Doug EDMONDSON		Yamaha TZR250 - Stan Stephens Tuning			
IDEAL LAP TIME : 1:48.795		BEST LAP TIME : 1:48.795		DIFFERENCE : 0.000			
LAP	SECTOR 1	SECTOR 2	LAP TIME	MPH	DIFF	TIME OF DAY	
1 -	1:08.907	47.614	1:56.521	67.35	7.726	10:33:15.321	
2 -	1:30.091	48.122	8:10.279	16.00	6:21.484	10:41:25.600	
3 -	1:03.664	45.758	1:49.422 (2)	71.72	0.627	10:43:15.022	
4 -	1:03.615	45.180	1:48.795 (1)	72.13		10:45:03.817	
5 -	1:05.957	47.533	1:53.490 (3)	69.15	4.695	10:46:57.307	

P4 22		Rik BALLERINI		Yamaha TZR 250 - SCLS LTD, CAMBRIDGE MC, GECKO RAC			
IDEAL LAP TIME : 1:48.937		BEST LAP TIME : 1:48.937		DIFFERENCE : 0.000			
LAP	SECTOR 1	SECTOR 2	LAP TIME	MPH	DIFF	TIME OF DAY	
1 -	1:07.956	46.677	1:54.633 (3)	68.46	5.696	10:33:22.115	
2 -	1:13.037	4:55.270	6:08.307	21.30	4:19.370	10:39:30.422	
3 -	1:14.103	48.590	2:02.693	63.96	13.756	10:41:33.115	
4 -	1:04.826	45.403	1:50.229 (2)	71.19	1.292	10:43:23.344	
5 -	1:03.650	45.287	1:48.937 (1)	72.04		10:45:12.281	

P5 29		Derek CRIPPS		Yamaha TZR - Team FBR			
IDEAL LAP TIME : 1:50.716		BEST LAP TIME : 1:51.403		DIFFERENCE : 0.687			
LAP	SECTOR 1	SECTOR 2	LAP TIME	MPH	DIFF	TIME OF DAY	
1 -	1:09.395	48.514	1:57.909 (3)	66.56	6.506	10:33:32.454	
2 -	1:03.744	4:53.848	5:57.592	21.94	4:06.189	10:39:30.046	
3 -	1:14.988	49.635	2:04.623	62.97	13.220	10:41:34.669	
4 -	1:04.607	46.972	1:51.579 (2)	70.33	0.176	10:43:26.248	
5 -	1:04.187	47.216	1:51.403 (1)	70.44		10:45:17.651	

P6 74		Paul WHITBY		Yamaha TZR 250 - Greybridge Ltd			
IDEAL LAP TIME : 1:51.308		BEST LAP TIME : 1:51.438		DIFFERENCE : 0.130			
LAP	SECTOR 1	SECTOR 2	LAP TIME	MPH	DIFF	TIME OF DAY	
1 -	1:08.526	47.967	1:56.493 (3)	67.36	5.055	10:33:16.545	
2 -	3:03.990	48.985	8:17.247	15.78	6:25.809	10:41:33.792	
3 -	1:05.099	46.755	1:51.854 (2)	70.16	0.416	10:43:25.646	
4 -	1:04.553	46.885	1:51.438 (1)	70.42		10:45:17.084	
5 -	1:07.109	49.544	1:56.653	67.27	5.215	10:47:13.737	

BMCRC - MRO Championships 2023 - Rnd 5 @ Cadwell Park

DFDS Yamaha Past Masters

QUALIFYING - SECTOR ANALYSIS



SECTOR 1 = FL to I1, SECTOR 2 = I1 to FL, DIFF = Difference To Personal Best Lap, P = Crossed Finish Line in Pit Lane, D = Time Disallowed

P7 27		Richard HAYWARD		Yamaha TZR - GForce/Hayward R Ltd/SnapOn			
IDEAL LAP TIME : 1:52.348		BEST LAP TIME : 1:52.348		DIFFERENCE : 0.000			
LAP	SECTOR 1	SECTOR 2	LAP TIME	MPH	DIFF	TIME OF DAY	
1 -	1:09.398	47.148	1:56.546 (3)	67.33	4.198	10:33:27.146	
2 -	1:07.240	4:58.709	6:05.949	21.44	4:13.601	10:39:33.095	
3 -	1:15.751	50.011	2:05.762	62.40	13.414	10:41:38.857	
4 -	1:07.808	46.508	1:54.316 (2)	68.65	1.968	10:43:33.173	
5 -	1:06.651	45.697	1:52.348 (1)	69.85		10:45:25.521	

P8 162		Darren COOPER		Yamaha TZR250 - Twistgrip Motorcycles			
IDEAL LAP TIME : 1:52.552		BEST LAP TIME : 1:52.552		DIFFERENCE : 0.000			
LAP	SECTOR 1	SECTOR 2	LAP TIME	MPH	DIFF	TIME OF DAY	
1 -	1:15.672	4:51.178	6:06.850	21.39	4:14.298	10:40:09.934	
2 -	1:12.620	48.031	2:00.651 (3)	65.04	8.099	10:42:10.585	
3 -	1:05.330	47.222	1:52.552 (1)	69.72		10:44:03.137	
4 -	1:06.872	47.578	1:54.450 (2)	68.57	1.898	10:45:57.587	

P9 7		Pete FISHWICK		Yamaha TZR 250 -			
IDEAL LAP TIME : 1:52.554		BEST LAP TIME : 1:52.554		DIFFERENCE : 0.000			
LAP	SECTOR 1	SECTOR 2	LAP TIME	MPH	DIFF	TIME OF DAY	
1 -	1:09.559	48.264	1:57.823 (3)	66.60	5.269	10:33:30.341	
2 -	1:06.319	4:55.446	6:01.765	21.69	4:09.211	10:39:32.106	
3 -	1:14.408	49.685	2:04.093	63.24	11.539	10:41:36.199	
4 -	1:05.786	46.768	1:52.554 (1)	69.72		10:43:28.753	
5 -	1:05.840	46.803	1:52.643 (2)	69.67	0.089	10:45:21.396	

P10 28		Liam McCARTER		Yamaha TZR - Katie McCarter			
IDEAL LAP TIME : 1:53.198		BEST LAP TIME : 1:54.018		DIFFERENCE : 0.820			
LAP	SECTOR 1	SECTOR 2	LAP TIME	MPH	DIFF	TIME OF DAY	
1 -	1:17.514	1:51.204	3:08.718 (3)	41.58	1:14.700	10:34:32.194	
2 -	1:13.902	4:24.075	5:37.977	23.22	3:43.959	10:40:10.171	
3 -	1:11.885	47.204	1:59.089 (2)	65.90	5.071	10:42:09.260	
4 -	1:05.994	48.024	1:54.018 (1)	68.83		10:44:03.278	

P11 8		David BALL		Yamaha TZR250 - Gardiner Page and Roe pension consultants			
IDEAL LAP TIME : 1:53.588		BEST LAP TIME : 1:54.129		DIFFERENCE : 0.541			
LAP	SECTOR 1	SECTOR 2	LAP TIME	MPH	DIFF	TIME OF DAY	
1 -	1:15.867	50.437	2:06.304 (3)	62.13	12.175	10:34:08.151	
2 -	1:14.826	4:46.408	6:01.234	21.72	4:07.105	10:40:09.385	
3 -	1:11.923	47.250	1:59.173 (2)	65.85	5.044	10:42:08.558	
4 -	1:06.338	47.791	1:54.129 (1)	68.76		10:44:02.687	

P12 60 C		Danny GOUGH		Yamaha TZR 250 - G Force Motorcycles			
IDEAL LAP TIME : 1:54.060		BEST LAP TIME : 1:54.327		DIFFERENCE : 0.267			
LAP	SECTOR 1	SECTOR 2	LAP TIME	MPH	DIFF	TIME OF DAY	
1 -	1:09.290	47.389	1:56.679 (2)	67.26	2.352	10:33:26.818	
2 -	1:07.987	4:59.224	6:07.211	21.37	4:12.884	10:39:34.029	
3 -	1:15.159	49.946	2:05.105	62.73	10.778	10:41:39.134	
4 -	1:08.394	49.303	1:57.697 (3)	66.68	3.370	10:43:36.831	
5 -	1:06.671	47.656	1:54.327 (1)	68.64		10:45:31.158	

BMCRC - MRO Championships 2023 - Rnd 5 @ Cadwell Park

DFDS Yamaha Past Masters

QUALIFYING - SECTOR ANALYSIS



SECTOR 1 = FL to I1, SECTOR 2 = I1 to FL, DIFF = Difference To Personal Best Lap, P = Crossed Finish Line in Pit Lane, D = Time Disallowed

P13 26 C		Damian LEE		Yamaha TZR250 - Leed Autos			
IDEAL LAP TIME : 1:56.826		BEST LAP TIME : 1:57.288		DIFFERENCE : 0.462			
LAP	SECTOR 1	SECTOR 2	LAP TIME	MPH	DIFF	TIME OF DAY	
1 -	1:09.106	48.182	1:57.288 (1)	66.91			10:33:21.869
2 -	1:15.202	4:55.225	6:10.427	21.18	4:13.139		10:39:32.296
3 -	1:15.250	50.940	2:06.190	62.19	8.902		10:41:38.486
4 -	1:08.644	50.116	1:58.760 (2)	66.08	1.472		10:43:37.246
5 -	1:08.924	49.907	1:58.831 (3)	66.04	1.543		10:45:36.077

P14 333 C		Mark STUBBERFIELD		Yamaha TZR250 - Polished concrete London			
IDEAL LAP TIME : 1:54.660		BEST LAP TIME : 1:57.515		DIFFERENCE : 2.855			
LAP	SECTOR 1	SECTOR 2	LAP TIME	MPH	DIFF	TIME OF DAY	
1 -	1:08.937	48.578	1:57.515 (1)	66.78			10:33:17.485
2 -			6:11.475	21.12	4:13.960		10:39:28.960
3 -	1:15.076	1:50.054	3:05.130	42.39	1:07.615		10:42:34.090
4 -	1:13.759	51.236	2:04.995 (3)	62.78	7.480		10:44:39.085
5 -	1:11.832	49.707	2:01.539 (2)	64.57	4.024		10:46:40.624

P15 73 C		Colvin TURNER		Yamaha TZR250 -			
IDEAL LAP TIME : 1:58.286		BEST LAP TIME : 1:58.286		DIFFERENCE : 0.000			
LAP	SECTOR 1	SECTOR 2	LAP TIME	MPH	DIFF	TIME OF DAY	
1 -	1:09.729	48.557	1:58.286 (1)	66.34			10:33:19.467

P16 46		Kevin MARSHALL		Yamaha TZR250 - Stacey Processing			
IDEAL LAP TIME : 1:58.723		BEST LAP TIME : 1:58.981		DIFFERENCE : 0.258			
LAP	SECTOR 1	SECTOR 2	LAP TIME	MPH	DIFF	TIME OF DAY	
1 -	1:12.781	49.976	2:02.757 (3)	63.93	3.776		10:33:21.607
2 -	4:58.950	51.536	8:15.704	15.83	6:16.723		10:41:37.311
3 -	1:08.962	50.382	1:59.344 (2)	65.76	0.363		10:43:36.655
4 -	1:09.220	49.761	1:58.981 (1)	65.96			10:45:35.636

P17 72 C		John HAMILTON		Yamaha TRZ250 - LW Racing			
IDEAL LAP TIME : 1:57.297		BEST LAP TIME : 1:59.035		DIFFERENCE : 1.738			
LAP	SECTOR 1	SECTOR 2	LAP TIME	MPH	DIFF	TIME OF DAY	
1 -	1:09.892	49.143	1:59.035 (1)	65.93			10:33:27.435
2 -	2:38.092	52.352	8:11.514	15.96	6:12.479		10:41:38.949
3 -	1:08.754	50.303	1:59.057 (2)	65.91	0.022		10:43:38.006
4 -	1:08.607	50.745	1:59.352 (3)	65.75	0.317		10:45:37.358

P18 42 C		Martin PEARSON		Yamaha TZR250 -			
IDEAL LAP TIME : 2:06.100		BEST LAP TIME : 2:10.069		DIFFERENCE : 3.969			
LAP	SECTOR 1	SECTOR 2	LAP TIME	MPH	DIFF	TIME OF DAY	
1 -	1:18.256	52.300	2:10.556 (2)	60.11	0.487		10:33:45.674
2 -	1:13.800	5:09.412	6:23.212	20.47	4:13.143		10:40:08.886
3 -	1:18.742	55.968	2:14.710 (3)	58.25	4.641		10:42:23.596
4 -	1:15.552	54.517	2:10.069 (1)	60.33			10:44:33.665

P19 77 C		Adam COLLINS		Yamaha TZR250 - 2 Cows Racing			
IDEAL LAP TIME : 2:11.019		BEST LAP TIME : 2:12.763		DIFFERENCE : 1.744			
LAP	SECTOR 1	SECTOR 2	LAP TIME	MPH	DIFF	TIME OF DAY	
1 -	1:18.333	54.430	2:12.763 (1)	59.11			10:33:37.686
2 -	1:16.589	5:21.326	6:37.915	19.72	4:25.152		10:40:15.601
3 -	1:21.158	56.568	2:17.726 (3)	56.98	4.963		10:42:33.327
4 -	1:19.867	56.657	2:16.524 (2)	57.48	3.761		10:44:49.851

BMCRC - MRO Championships 2023 - Rnd 5 @ Cadwell Park

DFDS Yamaha Past Masters

QUALIFYING - SECTOR ANALYSIS



SECTOR 1 = FL to I1, SECTOR 2 = I1 to FL, DIFF = Difference To Personal Best Lap, P = Crossed Finish Line in Pit Lane, D = Time Disallowed

P20 99 C Paul FIRTH		Yamaha TZR250 - Joanne Porter				
IDEAL LAP TIME : 2:15.848		BEST LAP TIME : 2:15.848		DIFFERENCE : 0.000		
LAP	SECTOR 1	SECTOR 2	LAP TIME	MPH	DIFF	TIME OF DAY
1 -	1:25.184	57.177	2:22.361 (3)	55.12	6.513	10:34:02.511
2 -	1:29.165	4:50.295	6:19.460	20.68	4:03.612	10:40:21.971
3 -	1:25.092	58.336	2:23.428	54.71	7.580	10:42:45.399
4 -	1:20.712	56.192	2:16.904 (2)	57.32	1.056	10:45:02.303
5 -	1:19.686	56.162	2:15.848 (1)	57.77		10:47:18.151

P21 100 R Stuart MELHUIH		Yamaha TZR 250 - www.ypmrc.co.uk				
IDEAL LAP TIME : 2:17.873		BEST LAP TIME : 2:17.873		DIFFERENCE : 0.000		
LAP	SECTOR 1	SECTOR 2	LAP TIME	MPH	DIFF	TIME OF DAY
1 -	1:22.941	56.470	2:19.411 (2)	56.29	1.538	10:33:53.922
2 -	1:26.913	4:46.272	6:13.185	21.02	3:55.312	10:40:07.107
3 -	1:21.686	56.187	2:17.873 (1)	56.92		10:42:24.980
4 -	1:23.051	57.283	2:20.334 (3)	55.92	2.461	10:44:45.314

BMCRC - MRO Championships 2023 - Rnd 5 @ Cadwell Park

DFDS Yamaha Past Masters

QUALIFYING - BEST SECTORS

SECTOR 1			SECTOR 2			IDEAL / BEST COMPARISON						
POS	NO	NAME	TIME	NO	NAME	TIME	POS	NO	NAME	IDEAL	BEST	DIFF
									PERFECT LAP	1:46.127		
1	51	WHOLEY	1:01.625	117	HALL	44.502	1	117	HALL	1:46.396	1:46.587	0.191
2	117	HALL	1:01.894	51	WHOLEY	45.089	2	51	WHOLEY	1:46.714	1:47.159	0.445
3	13	EDMONDSON	1:03.615	13	EDMONDSON	45.180	3	13	EDMONDSON	1:48.795	1:48.795	0.000
4	22	BALLERINI	1:03.650	22	BALLERINI	45.287	4	22	BALLERINI	1:48.937	1:48.937	0.000
5	29	CRIPPS	1:03.744	27	HAYWARD	45.697	5	29	CRIPPS	1:50.716	1:51.403	0.687
6	74	WHITBY	1:04.553	74	WHITBY	46.755	6	74	WHITBY	1:51.308	1:51.438	0.130
7	162	COOPER	1:05.330	7	FISHWICK	46.768	7	27	HAYWARD	1:52.348	1:52.348	0.000
8	7	FISHWICK	1:05.786	29	CRIPPS	46.972	8	162	COOPER	1:52.552	1:52.552	0.000
9	28	McCARTER	1:05.994	28	McCARTER	47.204	9	7	FISHWICK	1:52.554	1:52.554	0.000
10	333	STUBBERFIELD	1:06.082	162	COOPER	47.222	10	28	McCARTER	1:53.198	1:54.018	0.820
11	8	BALL	1:06.338	8	BALL	47.250	11	8	BALL	1:53.588	1:54.129	0.541
12	27	HAYWARD	1:06.651	60	GOUGH	47.389	12	60	GOUGH	1:54.060	1:54.327	0.267
13	60	GOUGH	1:06.671	26	LEE	48.182	13	333	STUBBERFIELD	1:54.660	1:57.515	2.855
14	72	HAMILTON	1:08.154	73	TURNER	48.557	14	26	LEE	1:56.826	1:57.288	0.462
15	26	LEE	1:08.644	333	STUBBERFIELD	48.578	15	72	HAMILTON	1:57.297	1:59.035	1.738
16	46	MARSHALL	1:08.962	72	HAMILTON	49.143	16	73	TURNER	1:58.286	1:58.286	0.000
17	73	TURNER	1:09.729	46	MARSHALL	49.761	17	46	MARSHALL	1:58.723	1:58.981	0.258
18	42	PEARSON	1:13.800	42	PEARSON	52.300	18	42	PEARSON	2:06.100	2:10.069	3.969
19	77	COLLINS	1:16.589	77	COLLINS	54.430	19	77	COLLINS	2:11.019	2:12.763	1.744
20	99	FIRTH	1:19.686	99	FIRTH	56.162	20	99	FIRTH	2:15.848	2:15.848	0.000
21	100	MELHUIISH	1:21.686	100	MELHUIISH	56.187	21	100	MELHUIISH	2:17.873	2:17.873	0.000
22	199	FROST	1:24.933									

BMCRC - MRO Championships 2023 - Rnd 5 @ Cadwell Park

DFDS Yamaha Past Masters

QUALIFYING - STATISTICS

Competitors Started	22
Planned Start	2023-07-01 @ 10:30:00.000
Actual Start	2023-07-01 @ 10:30:48.090
Finish Time	2023-07-01 @ 10:45:26.590
Track Length	2.1800mi.
Total Laps	93
Total Distance Covered	202.7417mi.

Session Fastest Lap History

NO	CL	NAME	LAP TIME	TIME OF DAY	LAP	VEHICLE
13		Doug EDMONDSON	1:56.521	10:33:15.334	1	Yamaha TZR250
74		Paul WHITBY	1:56.493	10:33:16.560	1	Yamaha TZR 250
51		Kevin WHOLEY	1:51.447	10:33:18.618	1	Yamaha TZR
117		Stuart HALL	1:50.254	10:33:35.045	1	Yamaha TZR250
51		Kevin WHOLEY	1:47.959	10:43:12.973	3	Yamaha TZR
51		Kevin WHOLEY	1:47.159	10:45:00.131	4	Yamaha TZR
117		Stuart HALL	1:46.587	10:45:15.463	5	Yamaha TZR250

Flag History

TYPE	TIME OF DAY
GREEN	10:30:48.090
RED	10:34:54.315
GREEN	10:39:28.803
FINISH	10:45:26.590

Flag Statistics

TYPE	COUNT	TOTAL LAPS	TOTAL TIME
Green	2	5	12:35.658
Red	1	0	4:34.488
Safety Car	0	0	0.000
FCY	0	0	0.000

BMCRC - MRO Championships 2023 - Rnd 5 @ Cadwell Park

DFDS Yamaha Past Masters

QUALIFYING - STATISTICS

CLASS :

12 Starters

Fastest Lap History

NO	NAME	LAP TIME	TIME OF DAY	LAP	VEHICLE
13	Doug EDMONDSON	1:56.521	10:33:15.334	1	Yamaha TZR250
74	Paul WHITBY	1:56.493	10:33:16.560	1	Yamaha TZR 250
51	Kevin WHOLEY	1:51.447	10:33:18.618	1	Yamaha TZR
117	Stuart HALL	1:50.254	10:33:35.045	1	Yamaha TZR250
51	Kevin WHOLEY	1:47.959	10:43:12.973	3	Yamaha TZR
51	Kevin WHOLEY	1:47.159	10:45:00.131	4	Yamaha TZR
117	Stuart HALL	1:46.587	10:45:15.463	5	Yamaha TZR250

BMCRC - MRO Championships 2023 - Rnd 5 @ Cadwell Park

DFDS Yamaha Past Masters

QUALIFYING - STATISTICS

CLASS : C

9 Starters

Fastest Lap History

NO	NAME	LAP TIME	TIME OF DAY	LAP	VEHICLE
333	Mark STUBBERFIELD	1:57.515	10:33:17.494	1	Yamaha TZR250
26	Damian LEE	1:57.288	10:33:21.882	1	Yamaha TZR250
60	Danny GOUGH	1:56.679	10:33:26.848	1	Yamaha TZR 250
60	Danny GOUGH	1:54.327	10:45:31.188	5	Yamaha TZR 250

BMCRC - MRO Championships 2023 - Rnd 5 @ Cadwell Park

DFDS Yamaha Past Masters

QUALIFYING - STATISTICS

CLASS : R

1 Starters

Fastest Lap History

NO	NAME	LAP TIME	TIME OF DAY	LAP	VEHICLE
100	Stuart MELHUISH	2:19.411	10:33:53.940	1	Yamaha TZR 250
100	Stuart MELHUISH	2:17.873	10:42:24.998	3	Yamaha TZR 250

BMCRC - MRO Championships 2023 - Rnd 5 @ Cadwell Park
DFDS Yamaha Past Masters
RACE 8 - GRID (6 Laps)

ROW 8	22	199	Michael FROST	23		24			
ROW 7	19	77	Adam COLLINS	20	99	Paul FIRTH	21	100	Stuart MELHUISE
ROW 6	16	46	Kevin MARSHALL	17	72	John HAMILTON	18	42	Martin PEARSON
ROW 5	13	26	Damian LEE	14	333	Mark STUBBERFIELD	15	73	Colvin TURNER
ROW 4	10	28	Liam McCARTER	11	8	David BALL	12	60	Danny GOUGH
ROW 3	7	27	Richard HAYWARD	8	162	Darren COOPER	9	7	Pete FISHWICK
ROW 2	4	22	Rik BALLERINI	5	29	Derek CRIPPS	6	74	Paul WHITBY
ROW 1	1	117	Stuart HALL	2	51	Kevin WHOLEY	3	13	Doug EDMONDSON
			Pole						

Cadwell Park: 2.1800 miles

These results are provisional until the conclusion of any judicial and technical matters.

Clerk Of Course :

Stewards :

Timekeeper :

Craig Smith

 Results can be found at www.tsl-timing.com

Printed - 10:49 Saturday, 01 July 2023



BMCRC - MRO Championships 2023 - Rnd 5 @ Cadwell Park
DFDS Yamaha Past Masters
RACE 8 - CLASSIFICATION

POS	NO	CL	PIC NAME	ENTRY	LAPS	TIME	GAP	DIFF	MPH	BEST	ON
1	51		1 Kevin WHOLEY	Yamaha TZR - Twistgrip Motorcycles	6	10:20.842			75.84	1:42.002	4
2	13		2 Doug EDMONDSON	Yamaha TZR250 - Stan Stephens Tuning	6	10:21.167	0.325	0.325	75.80	1:41.666	6
3	22		3 Rik BALLERINI	Yamaha TZR 250 - SCLS LTD, CAMBRIDGE MC, C	6	10:41.026	20.184	19.859	73.45	1:44.964	2
4	28		4 Liam McCARTER	Yamaha TZR - Katie McCarter	6	10:41.439	20.597	0.413	73.41	1:43.837	3
5	8		5 David BALL	Yamaha TZR250 - Gardiner Page and Roe pension	6	10:45.153	24.311	3.714	72.98	1:45.506	4
6	27		6 Richard HAYWARD	Yamaha TZR - GForce/Hayward R Ltd/SnapOn	6	10:45.337	24.495	0.184	72.96	1:46.322	3
7	29		7 Derek CRIPPS	Yamaha TZR - Team FBR	6	10:59.259	38.417	13.922	71.42	1:48.083	2
8	7		8 Pete FISHWICK	Yamaha TZR 250 -	6	11:08.637	47.795	9.378	70.42	1:49.880	2
9	162		9 Darren COOPER	Yamaha TZR250 - Twistgrip Motorcycles	6	11:08.725	47.883	0.088	70.41	1:49.801	2
10	60	C	1 Danny GOUGH	Yamaha TZR 250 - G Force Motorcycles	6	11:17.129	56.287	8.404	69.54	1:51.293	6
11	26	C	2 Damian LEE	Yamaha TZR250 - Leed Autos	6	11:19.202	58.360	2.073	69.32	1:51.024	4
12	333	C	3 Mark STUBBERFIELD	Yamaha TZR250 - Polished concrete London	6	11:20.656	59.814	1.454	69.18	1:51.359	3
13	72	C	4 John HAMILTON	Yamaha TRZ250 - LW Racing	6	11:25.698	1:04.856	5.042	68.67	1:51.466	2
14	199	C	5 Michael FROST	Yamaha TZR250 -	6	11:41.000	1:20.158	15.302	67.17	1:53.245	5
15	46		10 Kevin MARSHALL	Yamaha TZR250 - Stacey Processing	6	11:44.118	1:23.276	3.118	66.87	1:54.988	2
16	42	C	6 Martin PEARSON	Yamaha TZR250 -	6	11:52.695	1:31.853	8.577	66.07	1:56.279	6
17	73	C	7 Colvin TURNER	Yamaha TZR250 -	6	12:16.780	1:55.938	24.085	63.91	2:00.187	2
18	77	C	8 Adam COLLINS	Yamaha TZR250 - 2 Cows Racing	5	11:01.612	1 Lap	1 Lap	59.31	2:09.196	4
19	100	R	1 Stuart MELHUIHSH	Yamaha TZR 250 - www.ypmrc.co.uk	5	11:09.102	1 Lap	7.490	58.64	2:10.594	3

NOT CLASSIFIED

DNF	117		Stuart HALL	Yamaha TZR250 -	5	9:01.730	1 Lap		72.43	1:46.018	4
DNF	74		Paul WHITBY	Yamaha TZR 250 - Greybridge Ltd	2	3:39.865	4 Laps	3 Laps	71.38	1:48.464	2
DNF	99	C	Paul FIRTH	Yamaha TZR250 - Joanne Porter	1	2:26.477	5 Laps	1 Lap	53.57		

FASTEST LAP

	13		Doug EDMONDSON	Yamaha TZR250 - Stan Stephens Tuning	6	1:41.666			77.19 mph	124.23 kph	
	26	C	Damian LEE	Yamaha TZR250 - Leed Autos	4	1:51.024			70.68 mph	113.76 kph	
	100	R	Stuart MELHUIHSH	Yamaha TZR 250 - www.ypmrc.co.uk	3	2:10.594			60.09 mph	96.71 kph	

Class - 92.5% of Race Speed = 70.15 mph
 Class C - 92.5% of Race Speed = 64.32 mph
 Class R - 92.5% of Race Speed = 54.24 mph

Weather / Track : Cloudy / Dry

These results are provisional until the conclusion of any judicial and technical matters.

Race Distance: 6 Laps / 13.08 miles

Cadwell Park: 2.1800 miles

Date: 01/07/2023 Start: 14:20 Finish: 14:31

Clerk Of Course :

Stewards :

Timekeeper :

Craig Smith

 Results can be found at www.tsl-timing.com

Printed - 14:33 Saturday, 01 July 2023



BMCRC - MRO Championships 2023 - Rnd 5 @ Cadwell Park

DFDS Yamaha Past Masters

RACE 8 - LAP CHART

LAP 1 @ 14:22:35.322

NO	BEHIND	LAP TIME
13		1:48.159
51	0.324	1:48.483
74	3.242	1:51.401
22	3.342	1:51.501
117	3.835	1:51.994
28	4.166	1:52.325
27	4.499	1:52.658
8	4.904	1:53.063
29	7.448	1:55.607
7	8.741	1:56.900
162	8.927	1:57.086
60	10.169	1:58.328
333	11.866	2:00.025
26	12.028	2:00.187
72	13.198	2:01.357
46	14.526	2:02.685
199	16.134	2:04.293
73	17.479	2:05.638
42	18.130	2:06.289
100	30.905	2:19.064
77	31.775	2:19.934
99	38.318	2:26.477

LAP 2 @ 14:24:18.576

NO	BEHIND	LAP TIME
13		1:43.254
51	0.106	1:43.036
22	5.052	1:44.964
28	7.629	1:46.717
27	7.894	1:46.649
74	8.452	1:48.464
117	8.488	1:47.907
8	8.754	1:47.104
29	12.277	1:48.083
7	15.367	1:49.880
162	15.474	1:49.801
60	18.590	1:51.675
26	20.042	1:51.268
333	20.767	1:52.155
72	21.410	1:51.466
46	26.260	1:54.988
199	26.563	1:53.683
42	33.031	1:58.155
73	34.412	2:00.187
77	58.395	2:09.874
100	59.462	2:11.811

LAP 3 @ 14:26:00.838

NO	BEHIND	LAP TIME
13		1:42.262
51	0.225	1:42.381
22	8.409	1:45.619
28	9.204	1:43.837
27	11.954	1:46.322
8	13.354	1:46.862
117	13.771	1:47.545
29	18.854	1:48.839
162	23.931	1:50.719
7	24.506	1:51.401
60	28.900	1:52.572
26	29.446	1:51.666
333	29.864	1:51.359

Weather / Track : Cloudy / Dry

Results can be found at www.tsl-timing.com

72	30.843	1:51.695
199	38.633	1:54.332
46	41.895	1:57.897
42	49.056	1:58.287
73	54.296	2:02.146
77	1:25.552	2:09.419
100	1:27.794	2:10.594

LAP 4 @ 14:27:42.905

NO	BEHIND	LAP TIME
13		1:42.067
51	0.160	1:42.002
22	12.505	1:46.163
28	12.885	1:45.748
27	16.711	1:46.824
8	16.793	1:45.506
117	17.722	1:46.018
29	25.396	1:48.609
162	32.310	1:50.446
7	32.405	1:49.966
26	38.403	1:51.024
60	38.536	1:51.703
333	39.898	1:52.101
72	42.696	1:53.920
199	50.196	1:53.630
46	56.179	1:56.351
42	1:03.491	1:56.502
73	1:13.844	2:01.615

LAP 5 @ 14:29:25.423

NO	BEHIND	LAP TIME
51		1:42.358
13	1.241	1:43.759
77	1 Lap	2:09.196
100	1 Lap	2:13.447
22	16.711	1:46.724
28	17.128	1:46.761
8	20.048	1:45.773
27	20.593	1:46.400
117	23.470	1:48.266
29	31.446	1:48.568
7	39.833	1:49.946
162	40.191	1:50.399
60	47.576	1:51.558
333	49.578	1:52.198
26	49.797	1:53.912
72	54.717	1:54.539
199	1:00.923	1:53.245
46	1:09.996	1:56.335
42	1:18.156	1:57.183
73	1:34.764	2:03.438

LAP 6 @ 14:31:08.005

NO	BEHIND	LAP TIME
51		1:42.582
13	0.325	1:41.666
22	20.184	1:46.055
28	20.597	1:46.051
8	24.311	1:46.845
27	24.495	1:46.484
29	38.417	1:49.553
77	1 Lap	2:13.189
7	47.795	1:50.544
162	47.883	1:50.274

100	1 Lap	2:14.186
60	56.287	1:51.293
26	58.360	1:51.145
333	59.814	1:52.818
72	1:04.856	1:52.721
199	1:20.158	2:01.817
46	1:23.276	1:55.862
42	1:31.853	1:56.279
73	1:55.938	2:03.756

Cadwell Park: 2.1800 miles
Date: 01/07/2023 Start: 14:20 Finish: 14:31

Printed - 14:33 Saturday, 01 July 2023

BMCRC - MRO Championships 2023 - Rnd 5 @ Cadwell Park

DFDS Yamaha Past Masters

RACE 8 - POSITION CHART

No	Name	Lap Pos	Lap					
			1	2	3	4	5	6
117	HALL	1	13	13	13	13	51	51
51	WHOLEY	2	51	51	51	51	13	13
13	EDMONDSON	3	74	22	22	22	22	22
22	BALLERINI	4	22	28	28	28	28	28
29	CRIPPS	5	117	27	27	27	8	8
74	WHITBY	6	28	74	8	8	27	27
27	HAYWARD	7	27	117	117	117	117	29
162	COOPER	8	8	8	29	29	29	7
7	FISHWICK	9	29	29	162	162	7	162
28	MCCARTER	10	7	7	7	7	162	60
8	BALL	11	162	162	60	26	60	26
60	GOUGH	12	60	60	26	60	333	333
26	LEE	13	333	26	333	333	26	72
333	STUBBERFIELD	14	26	333	72	72	72	199
73	TURNER	15	72	72	199	199	199	46
46	MARSHALL	16	46	46	46	46	46	42
72	HAMILTON	17	199	199	42	42	42	73
42	PEARSON	18	73	42	73	73	73	
77	COLLINS	19	42	73	77	77	77	
99	FIRTH	20	100	77	100	100	100	
100	MELHUIHSH	21	77	100				
199	FROST	22	99					

BMCRC - MRO Championships 2023 - Rnd 5 @ Cadwell Park

DFDS Yamaha Past Masters

RACE 8 - SECTOR ANALYSIS



SECTOR 1 = FL to I1, SECTOR 2 = I1 to FL, DIFF = Difference To Personal Best Lap, P = Crossed Finish Line in Pit Lane, D = Time Disallowed

P1 51		Kevin WHOLEY		Yamaha TZR - Twistgrip Motorcycles		
IDEAL LAP TIME : 1:41.680		BEST LAP TIME : 1:42.002		DIFFERENCE : 0.322		
LAP	SECTOR 1	SECTOR 2	LAP TIME	MPH	DIFF	TIME OF DAY
1 -		42.901	1:48.483	72.34	6.481	14:22:35.646
2 -	1:00.183	42.853	1:43.036	76.16	1.034	14:24:18.682
3 -	59.870	42.511	1:42.381 (3)	76.65	0.379	14:26:01.063
4 -	59.743	42.259	1:42.002 (1)	76.94		14:27:43.065
5 -	59.543	42.815	1:42.358 (2)	76.67	0.356	14:29:25.423
6 -	59.421	43.161	1:42.582	76.50	0.580	14:31:08.005

P2 13		Doug EDMONDSON		Yamaha TZR250 - Stan Stephens Tuning		
IDEAL LAP TIME : 1:41.649		BEST LAP TIME : 1:41.666		DIFFERENCE : 0.017		
LAP	SECTOR 1	SECTOR 2	LAP TIME	MPH	DIFF	TIME OF DAY
1 -		42.959	1:48.159	72.55	6.493	14:22:35.322
2 -	1:00.256	42.998	1:43.254	76.00	1.588	14:24:18.576
3 -	59.714	42.548	1:42.262 (3)	76.74	0.596	14:26:00.838
4 -	59.416	42.651	1:42.067 (2)	76.89	0.401	14:27:42.905
5 -	1:00.505	43.254	1:43.759	75.63	2.093	14:29:26.664
6 -	59.433	42.233	1:41.666 (1)	77.19		14:31:08.330

P3 22		Rik BALLERINI		Yamaha TZR 250 - SCLS LTD, CAMBRIDGE MC, GECKO RAC		
IDEAL LAP TIME : 1:44.889		BEST LAP TIME : 1:44.964		DIFFERENCE : 0.075		
LAP	SECTOR 1	SECTOR 2	LAP TIME	MPH	DIFF	TIME OF DAY
1 -		44.312	1:51.501	70.38	6.537	14:22:38.664
2 -	1:01.081	43.883	1:44.964 (1)	74.76		14:24:23.628
3 -	1:01.811	43.808	1:45.619 (2)	74.30	0.655	14:26:09.247
4 -	1:01.722	44.441	1:46.163	73.92	1.199	14:27:55.410
5 -	1:02.400	44.324	1:46.724	73.53	1.760	14:29:42.134
6 -	1:01.743	44.312	1:46.055 (3)	73.99	1.091	14:31:28.189

P4 28		Liam McCARTER		Yamaha TZR - Katie McCarter		
IDEAL LAP TIME : 1:43.837		BEST LAP TIME : 1:43.837		DIFFERENCE : 0.000		
LAP	SECTOR 1	SECTOR 2	LAP TIME	MPH	DIFF	TIME OF DAY
1 -		44.364	1:52.325	69.86	8.488	14:22:39.488
2 -	1:01.576	45.141	1:46.717	73.54	2.880	14:24:26.205
3 -	1:00.775	43.062	1:43.837 (1)	75.58		14:26:10.042
4 -	1:01.298	44.450	1:45.748 (2)	74.21	1.911	14:27:55.790
5 -	1:02.269	44.492	1:46.761	73.51	2.924	14:29:42.551
6 -	1:01.794	44.257	1:46.051 (3)	74.00	2.214	14:31:28.602

P5 8		David BALL		Yamaha TZR250 - Gardiner Page and Roe pension consultants		
IDEAL LAP TIME : 1:44.780		BEST LAP TIME : 1:45.506		DIFFERENCE : 0.726		
LAP	SECTOR 1	SECTOR 2	LAP TIME	MPH	DIFF	TIME OF DAY
1 -		43.908	1:53.063	69.41	7.557	14:22:40.226
2 -	1:01.764	45.340	1:47.104	73.27	1.598	14:24:27.330
3 -	1:00.890	45.972	1:46.862	73.44	1.356	14:26:14.192
4 -	1:01.289	44.217	1:45.506 (1)	74.38		14:27:59.698
5 -	1:01.883	43.890	1:45.773 (2)	74.19	0.267	14:29:45.471
6 -	1:02.571	44.274	1:46.845 (3)	73.45	1.339	14:31:32.316

P6 27		Richard HAYWARD		Yamaha TZR - GForce/Hayward R Ltd/SnapOn		
IDEAL LAP TIME : 1:44.753		BEST LAP TIME : 1:46.322		DIFFERENCE : 1.569		
LAP	SECTOR 1	SECTOR 2	LAP TIME	MPH	DIFF	TIME OF DAY
1 -		44.186	1:52.658	69.66	6.336	14:22:39.821
2 -	1:01.275	45.374	1:46.649	73.58	0.327	14:24:26.470
3 -	1:01.303	45.019	1:46.322 (1)	73.81		14:26:12.792
4 -	1:02.517	44.307	1:46.824	73.46	0.502	14:27:59.616
5 -	1:02.478	43.922	1:46.400 (2)	73.76	0.078	14:29:46.016
6 -	1:03.006	43.478	1:46.484 (3)	73.70	0.162	14:31:32.500

BMCR - MRO Championships 2023 - Rnd 5 @ Cadwell Park

DFDS Yamaha Past Masters

RACE 8 - SECTOR ANALYSIS



SECTOR 1 = FL to I1, SECTOR 2 = I1 to FL, DIFF = Difference To Personal Best Lap, P = Crossed Finish Line in Pit Lane, D = Time Disallowed

P7 29		Derek CRIPPS		Yamaha TZR - Team FBR		
IDEAL LAP TIME : 1:47.739		BEST LAP TIME : 1:48.083		DIFFERENCE : 0.344		
LAP	SECTOR 1	SECTOR 2	LAP TIME	MPH	DIFF	TIME OF DAY
1 -		45.377	1:55.607	67.88	7.524	14:22:42.770
2 -	1:02.552	45.531	1:48.083 (1)	72.61		14:24:30.853
3 -	1:03.081	45.758	1:48.839	72.10	0.756	14:26:19.692
4 -	1:03.422	45.187	1:48.609 (3)	72.25	0.526	14:28:08.301
5 -	1:03.195	45.373	1:48.568 (2)	72.28	0.485	14:29:56.869
6 -	1:03.427	46.126	1:49.553	71.63	1.470	14:31:46.422

P8 7		Pete FISHWICK		Yamaha TZR 250 -		
IDEAL LAP TIME : 1:49.217		BEST LAP TIME : 1:49.880		DIFFERENCE : 0.663		
LAP	SECTOR 1	SECTOR 2	LAP TIME	MPH	DIFF	TIME OF DAY
1 -		46.044	1:56.900	67.13	7.020	14:22:44.063
2 -	1:03.469	46.411	1:49.880 (1)	71.42		14:24:33.943
3 -	1:04.952	46.449	1:51.401	70.44	1.521	14:26:25.344
4 -	1:04.218	45.748	1:49.966 (3)	71.36	0.086	14:28:15.310
5 -	1:04.024	45.922	1:49.946 (2)	71.38	0.066	14:30:05.256
6 -	1:04.229	46.315	1:50.544	70.99	0.664	14:31:55.800

P9 162		Darren COOPER		Yamaha TZR250 - Twistgrip Motorcycles		
IDEAL LAP TIME : 1:49.549		BEST LAP TIME : 1:49.801		DIFFERENCE : 0.252		
LAP	SECTOR 1	SECTOR 2	LAP TIME	MPH	DIFF	TIME OF DAY
1 -		45.917	1:57.086	67.02	7.285	14:22:44.249
2 -	1:03.632	46.169	1:49.801 (1)	71.47		14:24:34.050
3 -	1:04.071	46.648	1:50.719	70.88	0.918	14:26:24.769
4 -	1:04.257	46.189	1:50.446	71.05	0.645	14:28:15.215
5 -	1:04.416	45.983	1:50.399 (3)	71.08	0.598	14:30:05.614
6 -	1:04.213	46.061	1:50.274 (2)	71.16	0.473	14:31:55.888

P10 60 C		Danny GOUGH		Yamaha TZR 250 - G Force Motorcycles		
IDEAL LAP TIME : 1:51.003		BEST LAP TIME : 1:51.293		DIFFERENCE : 0.290		
LAP	SECTOR 1	SECTOR 2	LAP TIME	MPH	DIFF	TIME OF DAY
1 -		46.761	1:58.328	66.32	7.035	14:22:45.491
2 -	1:04.919	46.756	1:51.675 (3)	70.27	0.382	14:24:37.166
3 -	1:04.861	47.711	1:52.572	69.71	1.279	14:26:29.738
4 -	1:05.561	46.142	1:51.703	70.25	0.410	14:28:21.441
5 -	1:05.324	46.234	1:51.558 (2)	70.34	0.265	14:30:12.999
6 -	1:05.097	46.196	1:51.293 (1)	70.51		14:32:04.292

P11 26 C		Damian LEE		Yamaha TZR250 - Leed Autos		
IDEAL LAP TIME : 1:50.291		BEST LAP TIME : 1:51.024		DIFFERENCE : 0.733		
LAP	SECTOR 1	SECTOR 2	LAP TIME	MPH	DIFF	TIME OF DAY
1 -		46.731	2:00.187	65.29	9.163	14:22:47.350
2 -	1:05.006	46.262	1:51.268 (3)	70.53	0.244	14:24:38.618
3 -	1:04.853	46.813	1:51.666	70.28	0.642	14:26:30.284
4 -	1:04.729	46.295	1:51.024 (1)	70.68		14:28:21.308
5 -	1:07.200	46.712	1:53.912	68.89	2.888	14:30:15.220
6 -	1:05.583	45.562	1:51.145 (2)	70.61	0.121	14:32:06.365

P12 333 C		Mark STUBBERFIELD		Yamaha TZR250 - Polished concrete London		
IDEAL LAP TIME : 1:51.359		BEST LAP TIME : 1:51.359		DIFFERENCE : 0.000		
LAP	SECTOR 1	SECTOR 2	LAP TIME	MPH	DIFF	TIME OF DAY
1 -		47.179	2:00.025	65.38	8.666	14:22:47.188
2 -	1:05.654	46.501	1:52.155 (3)	69.97	0.796	14:24:39.343
3 -	1:04.959	46.400	1:51.359 (1)	70.47		14:26:30.702
4 -	1:05.584	46.517	1:52.101 (2)	70.00	0.742	14:28:22.803
5 -	1:05.334	46.864	1:52.198	69.94	0.839	14:30:15.001
6 -	1:06.299	46.519	1:52.818	69.56	1.459	14:32:07.819

BMCRC - MRO Championships 2023 - Rnd 5 @ Cadwell Park

DFDS Yamaha Past Masters

RACE 8 - SECTOR ANALYSIS



SECTOR 1 = FL to I1, SECTOR 2 = I1 to FL, DIFF = Difference To Personal Best Lap, P = Crossed Finish Line in Pit Lane, D = Time Disallowed

P13 72 C		John HAMILTON		Yamaha TRZ250 - LW Racing		
IDEAL LAP TIME : 1:51.466		BEST LAP TIME : 1:51.466		DIFFERENCE : 0.000		
LAP	SECTOR 1	SECTOR 2	LAP TIME	MPH	DIFF	TIME OF DAY
1 -		47.905	2:01.357	64.66	9.891	14:22:48.520
2 -	1:04.799	46.667	1:51.466 (1)	70.40		14:24:39.986
3 -	1:04.862	46.833	1:51.695 (2)	70.26	0.229	14:26:31.681
4 -	1:05.639	48.281	1:53.920	68.89	2.454	14:28:25.601
5 -	1:06.056	48.483	1:54.539	68.51	3.073	14:30:20.140
6 -	1:05.818	46.903	1:52.721 (3)	69.62	1.255	14:32:12.861

P14 199 C		Michael FROST		Yamaha TZR250 -		
IDEAL LAP TIME : 1:52.401		BEST LAP TIME : 1:53.245		DIFFERENCE : 0.844		
LAP	SECTOR 1	SECTOR 2	LAP TIME	MPH	DIFF	TIME OF DAY
1 -		47.565	2:04.293	63.14	11.048	14:22:51.456
2 -	1:05.766	47.917	1:53.683 (3)	69.03	0.438	14:24:45.139
3 -	1:06.503	47.829	1:54.332	68.64	1.087	14:26:39.471
4 -	1:06.574	47.056	1:53.630 (2)	69.06	0.385	14:28:33.101
5 -	1:06.610	46.635	1:53.245 (1)	69.30		14:30:26.346
6 -	1:14.014	47.803	2:01.817	64.42	8.572	14:32:28.163

P15 46		Kevin MARSHALL		Yamaha TZR250 - Stacey Processing		
IDEAL LAP TIME : 1:54.652		BEST LAP TIME : 1:54.988		DIFFERENCE : 0.336		
LAP	SECTOR 1	SECTOR 2	LAP TIME	MPH	DIFF	TIME OF DAY
1 -		47.914	2:02.685	63.96	7.697	14:22:49.848
2 -	1:06.738	48.250	1:54.988 (1)	68.25		14:24:44.836
3 -	1:08.156	49.741	1:57.897	66.56	2.909	14:26:42.733
4 -	1:07.938	48.413	1:56.351	67.45	1.363	14:28:39.084
5 -	1:07.876	48.459	1:56.335 (3)	67.46	1.347	14:30:35.419
6 -	1:07.576	48.286	1:55.862 (2)	67.73	0.874	14:32:31.281

P16 42 C		Martin PEARSON		Yamaha TZR250 -		
IDEAL LAP TIME : 1:56.279		BEST LAP TIME : 1:56.279		DIFFERENCE : 0.000		
LAP	SECTOR 1	SECTOR 2	LAP TIME	MPH	DIFF	TIME OF DAY
1 -		49.301	2:06.289	62.14	10.010	14:22:53.452
2 -	1:09.016	49.139	1:58.155	66.42	1.876	14:24:51.607
3 -	1:08.283	50.004	1:58.287	66.34	2.008	14:26:49.894
4 -	1:07.779	48.723	1:56.502 (2)	67.36	0.223	14:28:46.396
5 -	1:07.912	49.271	1:57.183 (3)	66.97	0.904	14:30:43.579
6 -	1:07.636	48.643	1:56.279 (1)	67.49		14:32:39.588

P17 73 C		Colvin TURNER		Yamaha TZR250 -		
IDEAL LAP TIME : 1:59.730		BEST LAP TIME : 2:00.187		DIFFERENCE : 0.457		
LAP	SECTOR 1	SECTOR 2	LAP TIME	MPH	DIFF	TIME OF DAY
1 -		49.709	2:05.638	62.46	5.451	14:22:52.801
2 -	1:10.021	50.166	2:00.187 (1)	65.29		14:24:52.988
3 -	1:10.918	51.228	2:02.146 (3)	64.25	1.959	14:26:55.134
4 -	1:11.313	50.302	2:01.615 (2)	64.53	1.428	14:28:56.749
5 -	1:10.908	52.530	2:03.438	63.57	3.251	14:31:00.187
6 -	1:12.782	50.974	2:03.756	63.41	3.569	14:33:03.943

P18 77 C		Adam COLLINS		Yamaha TZR250 - 2 Cows Racing		
IDEAL LAP TIME : 2:08.000		BEST LAP TIME : 2:09.196		DIFFERENCE : 1.196		
LAP	SECTOR 1	SECTOR 2	LAP TIME	MPH	DIFF	TIME OF DAY
1 -		52.896	2:19.934	56.08	10.738	14:23:07.097
2 -	1:17.566	52.308	2:09.874 (3)	60.42	0.678	14:25:16.971
3 -	1:15.692	53.727	2:09.419 (2)	60.64	0.223	14:27:26.390
4 -	1:16.273	52.923	2:09.196 (1)	60.74		14:29:35.586
5 -	1:16.520	56.669	2:13.189	58.92	3.993	14:31:48.775

BMCRC - MRO Championships 2023 - Rnd 5 @ Cadwell Park

DFDS Yamaha Past Masters

RACE 8 - SECTOR ANALYSIS



SECTOR 1 = FL to I1, SECTOR 2 = I1 to FL, DIFF = Difference To Personal Best Lap, P = Crossed Finish Line in Pit Lane, D = Time Disallowed

P19	100 R	Stuart MELHUIH	Yamaha TZR 250 - www.ypmrc.co.uk			
IDEAL LAP TIME : 2:10.324		BEST LAP TIME : 2:10.594	DIFFERENCE : 0.270			

LAP	SECTOR 1	SECTOR 2	LAP TIME	MPH	DIFF	TIME OF DAY
1 -		53.728	2:19.064	56.43	8.470	14:23:06.227
2 -	1:17.987	53.824	2:11.811 (2)	59.54	1.217	14:25:18.038
3 -	1:16.596	53.998	2:10.594 (1)	60.09		14:27:28.632
4 -	1:18.430	55.017	2:13.447 (3)	58.81	2.853	14:29:42.079
5 -	1:19.019	55.167	2:14.186	58.48	3.592	14:31:56.265

P20	117	Stuart HALL	Yamaha TZR250 -			
IDEAL LAP TIME : 1:46.018		BEST LAP TIME : 1:46.018	DIFFERENCE : 0.000			

LAP	SECTOR 1	SECTOR 2	LAP TIME	MPH	DIFF	TIME OF DAY
1 -		44.591	1:51.994	70.07	5.976	14:22:39.157
2 -	1:02.226	45.681	1:47.907 (3)	72.72	1.889	14:24:27.064
3 -	1:02.329	45.216	1:47.545 (2)	72.97	1.527	14:26:14.609
4 -	1:01.511	44.507	1:46.018 (1)	74.02		14:28:00.627
5 -	1:03.117	45.149	1:48.266	72.48	2.248	14:29:48.893

P21	74	Paul WHITBY	Yamaha TZR 250 - Greybridge Ltd			
IDEAL LAP TIME : 1:45.196		BEST LAP TIME : 1:48.464	DIFFERENCE : 3.268			

LAP	SECTOR 1	SECTOR 2	LAP TIME	MPH	DIFF	TIME OF DAY
1 -		44.630	1:51.401	70.44	2.937	14:22:38.564
2 -	1:02.202	46.262	1:48.464 (1)	72.35		14:24:27.028

P22	99 C	Paul FIRTH	Yamaha TZR250 - Joanne Porter			
IDEAL LAP TIME : 2:23.919		BEST LAP TIME :	DIFFERENCE :			

LAP	SECTOR 1	SECTOR 2	LAP TIME	MPH	DIFF	TIME OF DAY
1 -		58.800	2:26.477	53.57		14:23:13.640

BMCRC - MRO Championships 2023 - Rnd 5 @ Cadwell Park

DFDS Yamaha Past Masters

RACE 8 - BEST SECTORS

SECTOR 1			SECTOR 2			IDEAL / BEST COMPARISON						
POS	NO	NAME	TIME	NO	NAME	TIME	POS	NO	NAME	IDEAL	BEST	DIFF
									PERFECT LAP	1:41.649		
1	13	EDMONDSON	59.416	13	EDMONDSON	42.233	1	13	EDMONDSON	1:41.649	1:41.666	0.017
2	51	WHOLEY	59.421	51	WHOLEY	42.259	2	51	WHOLEY	1:41.680	1:42.002	0.322
3	74	WHITBY	1:00.566	28	McCARTER	43.062	3	28	McCARTER	1:43.837	1:43.837	0.000
4	28	McCARTER	1:00.775	27	HAYWARD	43.478	4	27	HAYWARD	1:44.753	1:46.322	1.569
5	8	BALL	1:00.890	22	BALLERINI	43.808	5	8	BALL	1:44.780	1:45.506	0.726
6	22	BALLERINI	1:01.081	8	BALL	43.890	6	22	BALLERINI	1:44.889	1:44.964	0.075
7	27	HAYWARD	1:01.275	117	HALL	44.507	7	74	WHITBY	1:45.196	1:48.464	3.268
8	117	HALL	1:01.511	74	WHITBY	44.630	8	117	HALL	1:46.018	1:46.018	0.000
9	29	CRIPPS	1:02.552	29	CRIPPS	45.187	9	29	CRIPPS	1:47.739	1:48.083	0.344
10	7	FISHWICK	1:03.469	26	LEE	45.562	10	7	FISHWICK	1:49.217	1:49.880	0.663
11	162	COOPER	1:03.632	7	FISHWICK	45.748	11	162	COOPER	1:49.549	1:49.801	0.252
12	26	LEE	1:04.729	162	COOPER	45.917	12	26	LEE	1:50.291	1:51.024	0.733
13	72	HAMILTON	1:04.799	60	GOUGH	46.142	13	60	GOUGH	1:51.003	1:51.293	0.290
14	60	GOUGH	1:04.861	333	STUBBERFIELD	46.400	14	333	STUBBERFIELD	1:51.359	1:51.359	0.000
15	333	STUBBERFIELD	1:04.959	199	FROST	46.635	15	72	HAMILTON	1:51.466	1:51.466	0.000
16	199	FROST	1:05.766	72	HAMILTON	46.667	16	199	FROST	1:52.401	1:53.245	0.844
17	46	MARSHALL	1:06.738	46	MARSHALL	47.914	17	46	MARSHALL	1:54.652	1:54.988	0.336
18	42	PEARSON	1:07.636	42	PEARSON	48.643	18	42	PEARSON	1:56.279	1:56.279	0.000
19	73	TURNER	1:10.021	73	TURNER	49.709	19	73	TURNER	1:59.730	2:00.187	0.457
20	77	COLLINS	1:15.692	77	COLLINS	52.308	20	77	COLLINS	2:08.000	2:09.196	1.196
21	100	MELHUIISH	1:16.596	100	MELHUIISH	53.728	21	100	MELHUIISH	2:10.324	2:10.594	0.270
22	99	FIRTH	1:25.119	99	FIRTH	58.800	22	99	FIRTH	2:23.919		

BMCRC - MRO Championships 2023 - Rnd 5 @ Cadwell Park

DFDS Yamaha Past Masters

RACE 8 - STATISTICS

Competitors Started 22
Planned Start 2023-07-01 @ 14:20:00.000
Actual Start 2023-07-01 @ 14:20:47.162
Finish Time 2023-07-01 @ 14:31:08.004
Track Length 2.1800mi.
Total Laps 120
Total Distance Covered 261.6022mi.

Session Fastest Lap History

NO	CL	NAME	LAP TIME	TIME OF DAY	LAP	VEHICLE
13		Doug EDMONDSON	1:43.254	14:24:18.589	2	Yamaha TZR250
51		Kevin WHOLEY	1:43.036	14:24:18.674	2	Yamaha TZR
13		Doug EDMONDSON	1:42.262	14:26:00.851	3	Yamaha TZR250
13		Doug EDMONDSON	1:42.067	14:27:42.917	4	Yamaha TZR250
51		Kevin WHOLEY	1:42.002	14:27:43.092	4	Yamaha TZR
13		Doug EDMONDSON	1:41.666	14:31:08.343	6	Yamaha TZR250

Session Leader History

NO	CL	NAME	FROM LAP	LAPS LED	DISTANCE	VEHICLE
13		Doug EDMONDSON	1	4	8.72 miles	Yamaha TZR250
51		Kevin WHOLEY	5	2	4.36 miles	Yamaha TZR

Flag History

TYPE	TIME OF DAY
GREEN	14:20:47.162
FINISH	14:31:08.004

Flag Statistics

TYPE	COUNT	TOTAL LAPS	TOTAL TIME
Green	1	6	12:19.450
Red	0	0	0.000
Safety Car	0	0	0.000
FCY	0	0	0.000

BMCRC - MRO Championships 2023 - Rnd 5 @ Cadwell Park

DFDS Yamaha Past Masters

RACE 8 - STATISTICS

CLASS :

12 Starters

Fastest Lap History

NO	NAME	LAP TIME	TIME OF DAY	LAP	VEHICLE
13	Doug EDMONDSON	1:43.254	14:24:18.589	2	Yamaha TZR250
51	Kevin WHOLEY	1:43.036	14:24:18.674	2	Yamaha TZR
13	Doug EDMONDSON	1:42.262	14:26:00.851	3	Yamaha TZR250
13	Doug EDMONDSON	1:42.067	14:27:42.917	4	Yamaha TZR250
51	Kevin WHOLEY	1:42.002	14:27:43.092	4	Yamaha TZR
13	Doug EDMONDSON	1:41.666	14:31:08.343	6	Yamaha TZR250

Leader History

NO	NAME	FROM LAP	LAPS LED	DISTANCE	VEHICLE
13	Doug EDMONDSON	1	4	8.72 miles	Yamaha TZR250
51	Kevin WHOLEY	5	2	4.36 miles	Yamaha TZR

BMCRC - MRO Championships 2023 - Rnd 5 @ Cadwell Park

DFDS Yamaha Past Masters

RACE 8 - STATISTICS

CLASS : C

9 Starters

Fastest Lap History

NO	NAME	LAP TIME	TIME OF DAY	LAP	VEHICLE
60	Danny GOUGH	1:51.675	14:24:37.196	2	Yamaha TZR 250
26	Damian LEE	1:51.268	14:24:38.631	2	Yamaha TZR250
26	Damian LEE	1:51.024	14:28:21.322	4	Yamaha TZR250

Leader History

NO	NAME	FROM LAP	LAPS LED	DISTANCE	VEHICLE
60	Danny GOUGH	1	3	6.54 miles	Yamaha TZR 250
26	Damian LEE	4	1	2.18 miles	Yamaha TZR250
60	Danny GOUGH	5	2	4.36 miles	Yamaha TZR 250

BMCRC - MRO Championships 2023 - Rnd 5 @ Cadwell Park

DFDS Yamaha Past Masters

RACE 8 - STATISTICS

CLASS : R

1 Starters

Fastest Lap History

NO	NAME	LAP TIME	TIME OF DAY	LAP	VEHICLE
100	Stuart MELHUISH	2:11.811	14:25:18.056	2	Yamaha TZR 250
100	Stuart MELHUISH	2:10.594	14:27:28.649	3	Yamaha TZR 250

Leader History

NO	NAME	FROM LAP	LAPS LED	DISTANCE	VEHICLE
100	Stuart MELHUISH	1	5	10.90 miles	Yamaha TZR 250

BMCRC - MRO Championships 2023 - Rnd 5 @ Cadwell Park
DFDS Yamaha Past Masters
RACE 18 - GRID (6 Laps)

ROW 8	22	99 Paul FIRTH	23		24	
ROW 7	19	73 Colvin TURNER 2:00.187	20	77 Adam COLLINS 2:09.196	21	100 Stuart MELHUISE 2:10.594
ROW 6	16	199 Michael FROST 1:53.245	17	46 Kevin MARSHALL 1:54.988	18	42 Martin PEARSON 1:56.279
ROW 5	13	60 Danny GOUGH 1:51.293	14	333 Mark STUBBERFIELD 1:51.359	15	72 John HAMILTON 1:51.466
ROW 4	10	162 Darren COOPER 1:49.801	11	7 Pete FISHWICK 1:49.880	12	26 Damian LEE 1:51.024
ROW 3	7	27 Richard HAYWARD 1:46.322	8	29 Derek CRIPPS 1:48.083	9	74 Paul WHITBY 1:48.464
ROW 2	4	22 Rik BALLERINI 1:44.964	5	8 David BALL 1:45.506	6	117 Stuart HALL 1:46.018
ROW 1	1	13 Doug EDMONDSON 1:41.666	2	51 Kevin WHOLEY 1:42.002	3	28 Liam McCARTER 1:43.837
		Pole				

Cadwell Park: 2.1800 miles

These results are provisional until the conclusion of any judicial and technical matters.

Clerk Of Course :

Stewards :

Timekeeper :

Craig Smith

 Results can be found at www.tsl-timing.com

Printed - 14:34 Saturday, 01 July 2023



BMCRC - MRO Championships 2023 - Rnd 5 @ Cadwell Park
DFDS Yamaha Past Masters
RACE 18 - CLASSIFICATION

POS	NO	CL	PIC NAME	ENTRY	LAPS	TIME	GAP	DIFF	MPH	BEST	ON
1	51		1 Kevin WHOLEY	Yamaha TZR - Twistgrip Motorcycles	6	10:14.952			76.57	1:40.556	3
2	117		2 Stuart HALL	Yamaha TZR250 -	6	10:32.086	17.134	17.134	74.49	1:43.147	2
3	28		3 Liam McCARTER	Yamaha TZR - Katie McCarter	6	10:33.179	18.227	1.093	74.36	1:43.129	6
4	22		4 Rik BALLERINI	Yamaha TZR 250 - SCLS LTD, CAMBRIDGE MC, C	6	10:36.250	21.298	3.071	74.00	1:44.443	4
5	8		5 David BALL	Yamaha TZR250 - Gardiner Page and Roe pension	6	10:45.732	30.780	9.482	72.92	1:46.259	3
6	27		6 Richard HAYWARD	Yamaha TZR - GForce/Hayward R Ltd/SnapOn	6	10:47.175	32.223	1.443	72.75	1:45.597	3
7	74		7 Paul WHITBY	Yamaha TZR 250 - Greybridge Ltd	6	10:49.031	34.079	1.856	72.55	1:46.652	5
8	29		8 Derek CRIPPS	Yamaha TZR - Team FBR	6	10:50.877	35.925	1.846	72.34	1:46.410	5
9	162		9 Darren COOPER	Yamaha TZR250 - Twistgrip Motorcycles	6	11:01.997	47.045	11.120	71.13	1:48.519	3
10	7		10 Pete FISHWICK	Yamaha TZR 250 -	6	11:02.271	47.319	0.274	71.10	1:48.285	2
11	60	C	1 Danny GOUGH	Yamaha TZR 250 - G Force Motorcycles	6	11:05.966	51.014	3.695	70.70	1:49.298	3
12	26	C	2 Damian LEE	Yamaha TZR250 - Leed Autos	6	11:27.541	1:12.589	21.575	68.48	1:51.827	4
13	333	C	3 Mark STUBBERFIELD	Yamaha TZR250 - Polished concrete London	6	11:28.014	1:13.062	0.473	68.44	1:51.429	6
14	199	C	4 Michael FROST	Yamaha TZR250 -	6	11:29.843	1:14.891	1.829	68.25	1:52.403	5
15	72	C	5 John HAMILTON	Yamaha TRZ250 - LW Racing	6	11:30.560	1:15.608	0.717	68.18	1:52.145	5
16	46		11 Kevin MARSHALL	Yamaha TZR250 - Stacey Processing	6	11:47.830	1:32.878	17.270	66.52	1:56.109	3
17	42	C	6 Martin PEARSON	Yamaha TZR250 -	6	11:49.983	1:35.031	2.153	66.32	1:56.450	4
18	73	C	7 Colvin TURNER	Yamaha TZR250 -	6	12:14.466	1:59.514	24.483	64.11	2:00.179	3
19	77	C	8 Adam COLLINS	Yamaha TZR250 - 2 Cows Racing	5	10:30.475	1 Lap	1 Lap	62.23	2:03.251	3
20	100	R	1 Stuart MELHUIHSH	Yamaha TZR 250 - www.ypmrc.co.uk	5	11:13.631	1 Lap	43.156	58.25	2:12.484	5

NOT CLASSIFIED

DNF	13		Doug EDMONDSON	Yamaha TZR250 - Stan Stephens Tuning	5	8:32.140	1 Lap		76.62	1:40.440	4
-----	----	--	----------------	--------------------------------------	---	----------	-------	--	-------	----------	---

FASTEST LAP

	13		Doug EDMONDSON	Yamaha TZR250 - Stan Stephens Tuning	4	1:40.440		78.13 mph		125.74 kph	
	60	C	Danny GOUGH	Yamaha TZR 250 - G Force Motorcycles	3	1:49.298		71.80 mph		115.55 kph	
	100	R	Stuart MELHUIHSH	Yamaha TZR 250 - www.ypmrc.co.uk	5	2:12.484		59.23 mph		95.33 kph	

Class - 92.5% of Race Speed = 70.82 mph
 Class C - 92.5% of Race Speed = 65.39 mph
 Class R - 92.5% of Race Speed = 53.88 mph

Weather / Track : Cloudy / Dry

These results are provisional until the conclusion of any judicial and technical matters.

Race Distance: 6 Laps / 13.08 miles

Cadwell Park: 2.1800 miles

Date: 01/07/2023 Start: 17:13 Finish: 17:23

Clerk Of Course :

Stewards :

Timekeeper :

Craig Smith

 Results can be found at www.tsl-timing.com

Printed - 17:30 Saturday, 01 July 2023



BMCRC - MRO Championships 2023 - Rnd 5 @ Cadwell Park

DFDS Yamaha Past Masters

RACE 18 - LAP CHART

LAP 1 @ 17:15:17.308

NO	BEHIND	LAP TIME
13		1:47.442
51	0.171	1:47.613
117	1.677	1:49.119
22	2.637	1:50.079
28	3.115	1:50.557
8	4.537	1:51.979
27	4.740	1:52.182
74	7.102	1:54.544
29	8.006	1:55.448
7	8.466	1:55.908
162	9.064	1:56.506
60	9.405	1:56.847
333	13.729	2:01.171
26	14.048	2:01.490
73	15.309	2:02.751
72	15.459	2:02.901
199	15.693	2:03.135
46	17.346	2:04.788
42	18.644	2:06.086
77	26.540	2:13.982
100	32.703	2:20.145

LAP 2 @ 17:16:58.947

NO	BEHIND	LAP TIME
13		1:41.639
51	0.288	1:41.756
117	3.185	1:43.147
22	5.450	1:44.452
28	5.783	1:44.307
8	9.310	1:46.412
27	9.506	1:46.405
74	12.609	1:47.146
29	13.445	1:47.078
7	15.112	1:48.285
162	16.068	1:48.643
60	17.346	1:49.580
333	26.175	1:54.085
26	26.521	1:54.112
72	26.807	1:52.987
199	27.212	1:53.158
46	32.917	1:57.210
42	33.670	1:56.665
73	41.565	2:07.895
77	49.387	2:04.486
100	1:04.827	2:13.763

LAP 3 @ 17:18:39.791

NO	BEHIND	LAP TIME
51		1:40.556
13	0.368	1:41.212
117	6.976	1:44.635
22	9.410	1:44.804
28	9.961	1:45.022
27	14.259	1:45.597
8	14.725	1:46.259
74	18.493	1:46.728
29	19.656	1:47.055
7	23.540	1:49.272
162	23.743	1:48.519
60	25.800	1:49.298
333	41.089	1:55.758
199	41.545	1:55.177

26	41.627	1:55.950
72	42.602	1:56.639
46	48.182	1:56.109
42	49.310	1:56.484
73	1:00.900	2:00.179
77	1:11.794	2:03.251
100	1:37.700	2:13.717

LAP 4 @ 17:20:20.599

NO	BEHIND	LAP TIME
13		1:40.440
51	0.509	1:41.317
117	10.670	1:44.502
22	13.045	1:44.443
28	13.534	1:44.381
27	20.512	1:47.061
8	20.610	1:46.693
74	24.358	1:46.673
29	25.633	1:46.785
7	32.034	1:49.302
162	32.153	1:49.218
60	34.681	1:49.689
26	52.646	1:51.827
333	53.902	1:53.621
199	54.240	1:53.503
72	55.174	1:53.380
46	1:04.152	1:56.778
42	1:04.952	1:56.450
73	1:20.882	2:00.790
77	1:34.436	2:03.450

LAP 5 @ 17:22:02.006

NO	BEHIND	LAP TIME
13		1:41.407
51	0.092	1:40.990
117	14.584	1:45.321
22	17.543	1:45.905
28	17.910	1:45.783
27	26.180	1:47.075
8	26.263	1:47.060
100	1 Lap	2:13.522
74	29.603	1:46.652
29	30.636	1:46.410
162	39.383	1:48.637
7	40.421	1:49.794
60	43.563	1:50.289
26	1:03.346	1:52.107
333	1:04.445	1:51.950
199	1:05.236	1:52.403
72	1:05.912	1:52.145
46	1:19.381	1:56.636
42	1:20.249	1:56.704
73	1:41.215	2:01.740

LAP 6 @ 17:23:44.818

NO	BEHIND	LAP TIME
51		1:42.720
77	1 Lap	2:05.306
117	17.134	1:45.362
28	18.227	1:43.129
22	21.298	1:46.567
8	30.780	1:47.329
27	32.223	1:48.855
74	34.079	1:47.288

BMCRC - MRO Championships 2023 - Rnd 5 @ Cadwell Park

DFDS Yamaha Past Masters

RACE 18 - POSITION CHART

No	Name	Lap Pos	Lap					
			1	2	3	4	5	6
13	EDMONDSON	1	13	13	51	13	13	51
51	WHOLEY	2	51	51	13	51	51	117
28	McCARTER	3	117	117	117	117	117	28
22	BALLERINI	4	22	22	22	22	22	22
8	BALL	5	28	28	28	28	28	8
117	HALL	6	8	8	27	27	27	27
27	HAYWARD	7	27	27	8	8	8	74
29	CRIPPS	8	74	74	74	74	74	29
74	WHITBY	9	29	29	29	29	29	162
162	COOPER	10	7	7	7	7	162	7
7	FISHWICK	11	162	162	162	162	7	60
26	LEE	12	60	60	60	60	60	26
60	GOUGH	13	333	333	333	26	26	333
333	STUBBERFIELD	14	26	26	199	333	333	199
72	HAMILTON	15	73	72	26	199	199	72
199	FROST	16	72	199	72	72	72	46
46	MARSHALL	17	199	46	46	46	46	42
42	PEARSON	18	46	42	42	42	42	73
73	TURNER	19	42	73	73	73	73	
77	COLLINS	20	77	77	77	77	77	
100	MELHUIHSH	21	100	100	100	100	100	

BMCRC - MRO Championships 2023 - Rnd 5 @ Cadwell Park

DFDS Yamaha Past Masters

RACE 18 - SECTOR ANALYSIS



SECTOR 1 = FL to I1, SECTOR 2 = I1 to FL, DIFF = Difference To Personal Best Lap, P = Crossed Finish Line in Pit Lane, D = Time Disallowed

P1 51		Kevin WHOLEY		Yamaha TZR - Twistgrip Motorcycles		
IDEAL LAP TIME : 1:40.252		BEST LAP TIME : 1:40.556		DIFFERENCE : 0.304		
LAP	SECTOR 1	SECTOR 2	LAP TIME	MPH	DIFF	TIME OF DAY
1 -		42.535	1:47.613	72.92	7.057	17:15:17.479
2 -	59.404	42.352	1:41.756	77.12	1.200	17:16:59.235
3 -	58.429	42.127	1:40.556 (1)	78.04		17:18:39.791
4 -	59.158	42.159	1:41.317 (3)	77.46	0.761	17:20:21.108
5 -	59.167	41.823	1:40.990 (2)	77.71	0.434	17:22:02.098
6 -	1:00.100	42.620	1:42.720	76.40	2.164	17:23:44.818

P2 117		Stuart HALL		Yamaha TZR250 -		
IDEAL LAP TIME : 1:43.147		BEST LAP TIME : 1:43.147		DIFFERENCE : 0.000		
LAP	SECTOR 1	SECTOR 2	LAP TIME	MPH	DIFF	TIME OF DAY
1 -		42.902	1:49.119	71.92	5.972	17:15:18.985
2 -	1:00.532	42.615	1:43.147 (1)	76.08		17:17:02.132
3 -	1:01.259	43.376	1:44.635 (3)	75.00	1.488	17:18:46.767
4 -	1:01.351	43.151	1:44.502 (2)	75.09	1.355	17:20:31.269
5 -	1:01.947	43.374	1:45.321	74.51	2.174	17:22:16.590
6 -	1:01.972	43.390	1:45.362	74.48	2.215	17:24:01.952

P3 28		Liam McCARTER		Yamaha TZR - Katie McCarter		
IDEAL LAP TIME : 1:42.911		BEST LAP TIME : 1:43.129		DIFFERENCE : 0.218		
LAP	SECTOR 1	SECTOR 2	LAP TIME	MPH	DIFF	TIME OF DAY
1 -		43.674	1:50.557	70.98	7.428	17:15:20.423
2 -	1:00.279	44.028	1:44.307 (2)	75.24	1.178	17:17:04.730
3 -	1:00.939	44.083	1:45.022	74.72	1.893	17:18:49.752
4 -	1:00.567	43.814	1:44.381 (3)	75.18	1.252	17:20:34.133
5 -	1:01.410	44.373	1:45.783	74.19	2.654	17:22:19.916
6 -	1:00.497	42.632	1:43.129 (1)	76.09		17:24:03.045

P4 22		Rik BALLERINI		Yamaha TZR 250 - SCLS LTD, CAMBRIDGE MC, GECKO RAC		
IDEAL LAP TIME : 1:43.951		BEST LAP TIME : 1:44.443		DIFFERENCE : 0.492		
LAP	SECTOR 1	SECTOR 2	LAP TIME	MPH	DIFF	TIME OF DAY
1 -		44.341	1:50.079	71.29	5.636	17:15:19.945
2 -	1:00.305	44.147	1:44.452 (2)	75.13	0.009	17:17:04.397
3 -	1:00.859	43.945	1:44.804 (3)	74.88	0.361	17:18:49.201
4 -	1:00.797	43.646	1:44.443 (1)	75.14		17:20:33.644
5 -	1:01.551	44.354	1:45.905	74.10	1.462	17:22:19.549
6 -	1:01.685	44.882	1:46.567	73.64	2.124	17:24:06.116

P5 8		David BALL		Yamaha TZR250 - Gardiner Page and Roe pension consultants		
IDEAL LAP TIME : 1:45.324		BEST LAP TIME : 1:46.259		DIFFERENCE : 0.935		
LAP	SECTOR 1	SECTOR 2	LAP TIME	MPH	DIFF	TIME OF DAY
1 -		44.333	1:51.979	70.08	5.720	17:15:21.845
2 -	1:01.782	44.630	1:46.412 (2)	73.75	0.153	17:17:08.257
3 -	1:02.717	43.542	1:46.259 (1)	73.85		17:18:54.516
4 -	1:02.529	44.164	1:46.693 (3)	73.55	0.434	17:20:41.209
5 -	1:02.139	44.921	1:47.060	73.30	0.801	17:22:28.269
6 -	1:02.622	44.707	1:47.329	73.12	1.070	17:24:15.598

P6 27		Richard HAYWARD		Yamaha TZR - GForce/Hayward R Ltd/SnapOn		
IDEAL LAP TIME : 1:45.403		BEST LAP TIME : 1:45.597		DIFFERENCE : 0.194		
LAP	SECTOR 1	SECTOR 2	LAP TIME	MPH	DIFF	TIME OF DAY
1 -		43.625	1:52.182	69.95	6.585	17:15:22.048
2 -	1:01.816	44.589	1:46.405 (2)	73.75	0.808	17:17:08.453
3 -	1:02.010	43.587	1:45.597 (1)	74.32		17:18:54.050
4 -	1:02.682	44.379	1:47.061 (3)	73.30	1.464	17:20:41.111
5 -	1:02.468	44.607	1:47.075	73.29	1.478	17:22:28.186
6 -	1:03.077	45.778	1:48.855	72.09	3.258	17:24:17.041

BMCR - MRO Championships 2023 - Rnd 5 @ Cadwell Park

DFDS Yamaha Past Masters

RACE 18 - SECTOR ANALYSIS



SECTOR 1 = FL to I1, SECTOR 2 = I1 to FL, DIFF = Difference To Personal Best Lap, P = Crossed Finish Line in Pit Lane, D = Time Disallowed

P7 74		Paul WHITBY		Yamaha TZR 250 - Greybridge Ltd		
IDEAL LAP TIME : 1:46.391		BEST LAP TIME : 1:46.652		DIFFERENCE : 0.261		
LAP	SECTOR 1	SECTOR 2	LAP TIME	MPH	DIFF	TIME OF DAY
1 -		45.315	1:54.544	68.51	7.892	17:15:24.410
2 -	1:01.943	45.203	1:47.146	73.24	0.494	17:17:11.556
3 -	1:01.995	44.733	1:46.728 (3)	73.53	0.076	17:18:58.284
4 -	1:01.860	44.813	1:46.673 (2)	73.57	0.021	17:20:44.957
5 -	1:01.658	44.994	1:46.652 (1)	73.58		17:22:31.609
6 -	1:01.676	45.612	1:47.288	73.14	0.636	17:24:18.897

P8 29		Derek CRIPPS		Yamaha TZR - Team FBR		
IDEAL LAP TIME : 1:46.410		BEST LAP TIME : 1:46.410		DIFFERENCE : 0.000		
LAP	SECTOR 1	SECTOR 2	LAP TIME	MPH	DIFF	TIME OF DAY
1 -		45.627	1:55.448	67.97	9.038	17:15:25.314
2 -	1:01.846	45.232	1:47.078	73.29	0.668	17:17:12.392
3 -	1:02.008	45.047	1:47.055 (3)	73.30	0.645	17:18:59.447
4 -	1:01.919	44.866	1:46.785 (2)	73.49	0.375	17:20:46.232
5 -	1:01.700	44.710	1:46.410 (1)	73.75		17:22:32.642
6 -	1:02.470	45.631	1:48.101	72.59	1.691	17:24:20.743

P9 162		Darren COOPER		Yamaha TZR250 - Twistgrip Motorcycles		
IDEAL LAP TIME : 1:48.414		BEST LAP TIME : 1:48.519		DIFFERENCE : 0.105		
LAP	SECTOR 1	SECTOR 2	LAP TIME	MPH	DIFF	TIME OF DAY
1 -		45.558	1:56.506	67.36	7.987	17:15:26.372
2 -	1:02.943	45.700	1:48.643 (3)	72.23	0.124	17:17:15.015
3 -	1:03.048	45.471	1:48.519 (1)	72.31		17:19:03.534
4 -	1:03.576	45.642	1:49.218	71.85	0.699	17:20:52.752
5 -	1:03.016	45.621	1:48.637 (2)	72.24	0.118	17:22:41.389
6 -	1:04.646	45.828	1:50.474	71.03	1.955	17:24:31.863

P10 7		Pete FISHWICK		Yamaha TZR 250 -		
IDEAL LAP TIME : 1:48.075		BEST LAP TIME : 1:48.285		DIFFERENCE : 0.210		
LAP	SECTOR 1	SECTOR 2	LAP TIME	MPH	DIFF	TIME OF DAY
1 -		45.441	1:55.908	67.70	7.623	17:15:25.774
2 -	1:02.634	45.651	1:48.285 (1)	72.47		17:17:14.059
3 -	1:03.801	45.471	1:49.272 (2)	71.82	0.987	17:19:03.331
4 -	1:03.490	45.812	1:49.302 (3)	71.80	1.017	17:20:52.633
5 -	1:03.957	45.837	1:49.794	71.47	1.509	17:22:42.427
6 -	1:03.840	45.870	1:49.710	71.53	1.425	17:24:32.137

P11 60 C		Danny GOUGH		Yamaha TZR 250 - G Force Motorcycles		
IDEAL LAP TIME : 1:49.181		BEST LAP TIME : 1:49.298		DIFFERENCE : 0.117		
LAP	SECTOR 1	SECTOR 2	LAP TIME	MPH	DIFF	TIME OF DAY
1 -		45.626	1:56.847	67.16	7.549	17:15:26.713
2 -	1:03.654	45.926	1:49.580 (2)	71.61	0.282	17:17:16.293
3 -	1:03.593	45.705	1:49.298 (1)	71.80		17:19:05.591
4 -	1:04.101	45.588	1:49.689 (3)	71.54	0.391	17:20:55.280
5 -	1:04.478	45.811	1:50.289	71.15	0.991	17:22:45.569
6 -	1:03.989	46.274	1:50.263	71.17	0.965	17:24:35.832

P12 26 C		Damian LEE		Yamaha TZR250 - Leed Autos		
IDEAL LAP TIME : 1:51.450		BEST LAP TIME : 1:51.827		DIFFERENCE : 0.377		
LAP	SECTOR 1	SECTOR 2	LAP TIME	MPH	DIFF	TIME OF DAY
1 -		48.096	2:01.490	64.59	9.663	17:15:31.356
2 -	1:06.278	47.834	1:54.112	68.77	2.285	17:17:25.468
3 -	1:07.869	48.081	1:55.950	67.68	4.123	17:19:21.418
4 -	1:05.376	46.451	1:51.827 (1)	70.18		17:21:13.245
5 -	1:05.764	46.343	1:52.107 (3)	70.00	0.280	17:23:05.352
6 -	1:05.107	46.948	1:52.055 (2)	70.03	0.228	17:24:57.407

BMCRC - MRO Championships 2023 - Rnd 5 @ Cadwell Park

DFDS Yamaha Past Masters

RACE 18 - SECTOR ANALYSIS



SECTOR 1 = FL to I1, SECTOR 2 = I1 to FL, DIFF = Difference To Personal Best Lap, P = Crossed Finish Line in Pit Lane, D = Time Disallowed

P13 333 C		Mark STUBBERFIELD		Yamaha TZR250 - Polished concrete London		
IDEAL LAP TIME : 1:51.000		BEST LAP TIME : 1:51.429		DIFFERENCE : 0.429		
LAP	SECTOR 1	SECTOR 2	LAP TIME	MPH	DIFF	TIME OF DAY
1 -		48.213	2:01.171	64.76	9.742	17:15:31.037
2 -	1:06.220	47.865	1:54.085	68.79	2.656	17:17:25.122
3 -	1:07.681	48.077	1:55.758	67.79	4.329	17:19:20.880
4 -	1:06.695	46.926	1:53.621 (3)	69.07	2.192	17:21:14.501
5 -	1:05.468	46.482	1:51.950 (2)	70.10	0.521	17:23:06.451
6 -	1:04.518	46.911	1:51.429 (1)	70.43		17:24:57.880

P14 199 C		Michael FROST		Yamaha TZR250 -		
IDEAL LAP TIME : 1:51.681		BEST LAP TIME : 1:52.403		DIFFERENCE : 0.722		
LAP	SECTOR 1	SECTOR 2	LAP TIME	MPH	DIFF	TIME OF DAY
1 -		47.565	2:03.135	63.73	10.732	17:15:33.001
2 -	1:06.935	46.223	1:53.158 (3)	69.35	0.755	17:17:26.159
3 -	1:07.182	47.995	1:55.177	68.13	2.774	17:19:21.336
4 -	1:06.964	46.539	1:53.503	69.14	1.100	17:21:14.839
5 -	1:05.657	46.746	1:52.403 (1)	69.82		17:23:07.242
6 -	1:05.458	47.009	1:52.467 (2)	69.78	0.064	17:24:59.709

P15 72 C		John HAMILTON		Yamaha TRZ250 - LW Racing		
IDEAL LAP TIME : 1:51.818		BEST LAP TIME : 1:52.145		DIFFERENCE : 0.327		
LAP	SECTOR 1	SECTOR 2	LAP TIME	MPH	DIFF	TIME OF DAY
1 -		47.781	2:02.901	63.85	10.756	17:15:32.767
2 -	1:05.239	47.748	1:52.987 (3)	69.45	0.842	17:17:25.754
3 -	1:07.862	48.777	1:56.639	67.28	4.494	17:19:22.393
4 -	1:05.775	47.605	1:53.380	69.21	1.235	17:21:15.773
5 -	1:05.333	46.812	1:52.145 (1)	69.98		17:23:07.918
6 -	1:05.006	47.502	1:52.508 (2)	69.75	0.363	17:25:00.426

P16 46		Kevin MARSHALL		Yamaha TZR250 - Stacey Processing		
IDEAL LAP TIME : 1:55.743		BEST LAP TIME : 1:56.109		DIFFERENCE : 0.366		
LAP	SECTOR 1	SECTOR 2	LAP TIME	MPH	DIFF	TIME OF DAY
1 -		48.786	2:04.788	62.89	8.679	17:15:34.654
2 -	1:07.543	49.667	1:57.210	66.95	1.101	17:17:31.864
3 -	1:07.646	48.463	1:56.109 (1)	67.59		17:19:27.973
4 -	1:07.967	48.811	1:56.778	67.20	0.669	17:21:24.751
5 -	1:07.903	48.733	1:56.636 (3)	67.28	0.527	17:23:21.387
6 -	1:08.109	48.200	1:56.309 (2)	67.47	0.200	17:25:17.696

P17 42 C		Martin PEARSON		Yamaha TZR250 -		
IDEAL LAP TIME : 1:55.768		BEST LAP TIME : 1:56.450		DIFFERENCE : 0.682		
LAP	SECTOR 1	SECTOR 2	LAP TIME	MPH	DIFF	TIME OF DAY
1 -		49.159	2:06.086	62.24	9.636	17:15:35.952
2 -	1:07.248	49.417	1:56.665 (3)	67.27	0.215	17:17:32.617
3 -	1:07.659	48.825	1:56.484 (2)	67.37	0.034	17:19:29.101
4 -	1:07.930	48.520	1:56.450 (1)	67.39		17:21:25.551
5 -	1:07.831	48.873	1:56.704	67.24	0.254	17:23:22.255
6 -	1:08.822	48.772	1:57.594	66.73	1.144	17:25:19.849

P18 73 C		Colvin TURNER		Yamaha TZR250 -		
IDEAL LAP TIME : 1:55.315		BEST LAP TIME : 2:00.179		DIFFERENCE : 4.864		
LAP	SECTOR 1	SECTOR 2	LAP TIME	MPH	DIFF	TIME OF DAY
1 -		48.325	2:02.751	63.93	2.572	17:15:32.617
2 -	1:06.990	1:00.905	2:07.895	61.36	7.716	17:17:40.512
3 -	1:09.981	50.198	2:00.179 (1)	65.30		17:19:40.691
4 -	1:10.683	50.107	2:00.790 (2)	64.97	0.611	17:21:41.481
5 -	1:09.594	52.146	2:01.740	64.46	1.561	17:23:43.221
6 -	1:09.756	51.355	2:01.111 (3)	64.80	0.932	17:25:44.332

BMCRC - MRO Championships 2023 - Rnd 5 @ Cadwell Park

DFDS Yamaha Past Masters

RACE 18 - SECTOR ANALYSIS



SECTOR 1 = FL to I1, SECTOR 2 = I1 to FL, DIFF = Difference To Personal Best Lap, P = Crossed Finish Line in Pit Lane, D = Time Disallowed

P19 77 C Adam COLLINS		Yamaha TZR250 - 2 Cows Racing				
IDEAL LAP TIME : 2:02.935		BEST LAP TIME : 2:03.251		DIFFERENCE : 0.316		
LAP	SECTOR 1	SECTOR 2	LAP TIME	MPH	DIFF	TIME OF DAY
1 -		51.866	2:13.982	58.57	10.731	17:15:43.848
2 -	1:13.453	51.033	2:04.486 (3)	63.04	1.235	17:17:48.334
3 -	1:12.821	50.430	2:03.251 (1)	63.67		17:19:51.585
4 -	1:12.505	50.945	2:03.450 (2)	63.57	0.199	17:21:55.035
5 -	1:13.724	51.582	2:05.306	62.63	2.055	17:24:00.341

P20 100 R Stuart MELHUISH		Yamaha TZR 250 - www.ypmrc.co.uk				
IDEAL LAP TIME : 2:12.017		BEST LAP TIME : 2:12.484		DIFFERENCE : 0.467		
LAP	SECTOR 1	SECTOR 2	LAP TIME	MPH	DIFF	TIME OF DAY
1 -		54.725	2:20.145	55.99	7.661	17:15:50.011
2 -	1:18.716	55.047	2:13.763	58.67	1.279	17:18:03.774
3 -	1:19.079	54.638	2:13.717 (3)	58.69	1.233	17:20:17.491
4 -	1:18.519	55.003	2:13.522 (2)	58.77	1.038	17:22:31.013
5 -	1:17.379	55.105	2:12.484 (1)	59.23		17:24:43.497

P21 13 Doug EDMONDSON		Yamaha TZR250 - Stan Stephens Tuning				
IDEAL LAP TIME : 1:40.402		BEST LAP TIME : 1:40.440		DIFFERENCE : 0.038		
LAP	SECTOR 1	SECTOR 2	LAP TIME	MPH	DIFF	TIME OF DAY
1 -		42.740	1:47.442	73.04	7.002	17:15:17.308
2 -	59.240	42.399	1:41.639	77.21	1.199	17:16:58.947
3 -	59.145	42.067	1:41.212 (2)	77.54	0.772	17:18:40.159
4 -	58.335	42.105	1:40.440 (1)	78.13		17:20:20.599
5 -	59.283	42.124	1:41.407 (3)	77.39	0.967	17:22:02.006

BMCRC - MRO Championships 2023 - Rnd 5 @ Cadwell Park

DFDS Yamaha Past Masters

RACE 18 - BEST SECTORS

SECTOR 1			SECTOR 2			IDEAL / BEST COMPARISON						
POS	NO	NAME	TIME	NO	NAME	TIME	POS	NO	NAME	IDEAL	BEST	DIFF
									PERFECT LAP	1:40.158		
1	13	EDMONDSON	58.335	51	WHOLEY	41.823	1	51	WHOLEY	1:40.252	1:40.556	0.304
2	51	WHOLEY	58.429	13	EDMONDSON	42.067	2	13	EDMONDSON	1:40.402	1:40.440	0.038
3	28	McCARTER	1:00.279	117	HALL	42.615	3	28	McCARTER	1:42.911	1:43.129	0.218
4	22	BALLERINI	1:00.305	28	McCARTER	42.632	4	117	HALL	1:43.147	1:43.147	0.000
5	117	HALL	1:00.532	8	BALL	43.542	5	22	BALLERINI	1:43.951	1:44.443	0.492
6	74	WHITBY	1:01.658	27	HAYWARD	43.587	6	8	BALL	1:45.324	1:46.259	0.935
7	29	CRIPPS	1:01.700	22	BALLERINI	43.646	7	27	HAYWARD	1:45.403	1:45.597	0.194
8	8	BALL	1:01.782	29	CRIPPS	44.710	8	74	WHITBY	1:46.391	1:46.652	0.261
9	27	HAYWARD	1:01.816	74	WHITBY	44.733	9	29	CRIPPS	1:46.410	1:46.410	0.000
10	7	FISHWICK	1:02.634	7	FISHWICK	45.441	10	7	FISHWICK	1:48.075	1:48.285	0.210
11	162	COOPER	1:02.943	162	COOPER	45.471	11	162	COOPER	1:48.414	1:48.519	0.105
12	60	GOUGH	1:03.593	60	GOUGH	45.588	12	60	GOUGH	1:49.181	1:49.298	0.117
13	333	STUBBERFIELD	1:04.518	199	FROST	46.223	13	333	STUBBERFIELD	1:51.000	1:51.429	0.429
14	72	HAMILTON	1:05.006	26	LEE	46.343	14	26	LEE	1:51.450	1:51.827	0.377
15	26	LEE	1:05.107	333	STUBBERFIELD	46.482	15	199	FROST	1:51.681	1:52.403	0.722
16	199	FROST	1:05.458	72	HAMILTON	46.812	16	72	HAMILTON	1:51.818	1:52.145	0.327
17	73	TURNER	1:06.990	46	MARSHALL	48.200	17	73	TURNER	1:55.315	2:00.179	4.864
18	42	PEARSON	1:07.248	73	TURNER	48.325	18	46	MARSHALL	1:55.743	1:56.109	0.366
19	46	MARSHALL	1:07.543	42	PEARSON	48.520	19	42	PEARSON	1:55.768	1:56.450	0.682
20	77	COLLINS	1:12.505	77	COLLINS	50.430	20	77	COLLINS	2:02.935	2:03.251	0.316
21	100	MELHUIISH	1:17.379	100	MELHUIISH	54.638	21	100	MELHUIISH	2:12.017	2:12.484	0.467

BMCRC - MRO Championships 2023 - Rnd 5 @ Cadwell Park

DFDS Yamaha Past Masters

RACE 18 - STATISTICS

Competitors Started 21
Planned Start 2023-07-01 @ 17:20:00.000
Actual Start 2023-07-01 @ 17:13:29.865
Finish Time 2023-07-01 @ 17:23:44.817
Track Length 2.1800mi.
Total Laps 123
Total Distance Covered 268.1422mi.

Session Fastest Lap History

NO	CL	NAME	LAP TIME	TIME OF DAY	LAP	VEHICLE
13		Doug EDMONDSON	1:41.639	17:16:58.959	2	Yamaha TZR250
51		Kevin WHOLEY	1:40.556	17:18:39.819	3	Yamaha TZR
13		Doug EDMONDSON	1:40.440	17:20:20.612	4	Yamaha TZR250

Session Leader History

NO	CL	NAME	FROM LAP	LAPS LED	DISTANCE	VEHICLE
13		Doug EDMONDSON	1	2	4.36 miles	Yamaha TZR250
51		Kevin WHOLEY	3	1	2.18 miles	Yamaha TZR
13		Doug EDMONDSON	4	2	4.36 miles	Yamaha TZR250
51		Kevin WHOLEY	6	1	2.18 miles	Yamaha TZR

Flag History

TYPE	TIME OF DAY
GREEN	17:13:29.865
FINISH	17:23:44.817

Flag Statistics

TYPE	COUNT	TOTAL LAPS	TOTAL TIME
Green	1	6	12:16.518
Red	0	0	0.000
Safety Car	0	0	0.000
FCY	0	0	0.000

BMCRC - MRO Championships 2023 - Rnd 5 @ Cadwell Park

DFDS Yamaha Past Masters

RACE 18 - STATISTICS

CLASS :

12 Starters

Fastest Lap History

NO	NAME	LAP TIME	TIME OF DAY	LAP	VEHICLE
13	Doug EDMONDSON	1:41.639	17:16:58.959	2	Yamaha TZR250
51	Kevin WHOLEY	1:40.556	17:18:39.819	3	Yamaha TZR
13	Doug EDMONDSON	1:40.440	17:20:20.612	4	Yamaha TZR250

Leader History

NO	NAME	FROM LAP	LAPS LED	DISTANCE	VEHICLE
13	Doug EDMONDSON	1	2	4.36 miles	Yamaha TZR250
51	Kevin WHOLEY	3	1	2.18 miles	Yamaha TZR
13	Doug EDMONDSON	4	2	4.36 miles	Yamaha TZR250
51	Kevin WHOLEY	6	1	2.18 miles	Yamaha TZR

BMCRC - MRO Championships 2023 - Rnd 5 @ Cadwell Park

DFDS Yamaha Past Masters

RACE 18 - STATISTICS

CLASS : C

8 Starters

Fastest Lap History

NO	NAME	LAP TIME	TIME OF DAY	LAP	VEHICLE
60	Danny GOUGH	1:49.580	17:17:16.322	2	Yamaha TZR 250
60	Danny GOUGH	1:49.298	17:19:05.620	3	Yamaha TZR 250

Leader History

NO	NAME	FROM LAP	LAPS LED	DISTANCE	VEHICLE
60	Danny GOUGH	1	6	13.08 miles	Yamaha TZR 250

BMCRC - MRO Championships 2023 - Rnd 5 @ Cadwell Park

DFDS Yamaha Past Masters

RACE 18 - STATISTICS

CLASS : R

1 Starters

Fastest Lap History

NO	NAME	LAP TIME	TIME OF DAY	LAP	VEHICLE
100	Stuart MELHUISH	2:13.763	17:18:03.791	2	Yamaha TZR 250
100	Stuart MELHUISH	2:13.717	17:20:17.508	3	Yamaha TZR 250
100	Stuart MELHUISH	2:13.522	17:22:31.030	4	Yamaha TZR 250
100	Stuart MELHUISH	2:12.484	17:24:43.514	5	Yamaha TZR 250

Leader History

NO	NAME	FROM LAP	LAPS LED	DISTANCE	VEHICLE
100	Stuart MELHUISH	1	5	10.90 miles	Yamaha TZR 250

BMCRC - MRO Championships 2023 - Rnd 5 @ Cadwell Park
DFDS Yamaha Past Masters
RACE 8 - GRID (8 Laps)

ROW 7	19	77	Adam COLLINS	2:03.251	20	100	Stuart MELHUIH	2:12.484	21	99	Paul FIRTH					
ROW 6					16	46	Kevin MARSHALL	1:56.109	17	42	Martin PEARSON	1:56.450	18	73	Colvin TURNER	2:00.179
ROW 5	13	26	Damian LEE	1:51.827	14	72	John HAMILTON	1:52.145	15	199	Michael FROST	1:52.403				
ROW 4					10	162	Darren COOPER	1:48.519	11	60	Danny GOUGH	1:49.298	12	333	Mark STUBBERFIELD	1:51.429
ROW 3	7	8	David BALL	1:46.259	8	29	Derek CRIPPS	1:46.410	9	74	Paul WHITBY	1:46.652				
ROW 2					4	117	Stuart HALL	1:43.147	5	22	Rik BALLERINI	1:44.443	6	27	Richard HAYWARD	1:45.597
ROW 1	1	13	Doug EDMONDSON	1:40.440	2	51	Kevin WHOLEY	1:40.556	3	28	Liam McCARTER	1:43.129				
			Pole													

Cadwell Park: 2.1800 miles

These results are provisional until the conclusion of any judicial and technical matters.

Clerk Of Course :	Stewards :	Timekeeper : <i>Craig Smith</i>
-------------------	------------	------------------------------------

 Results can be found at www.tsl-timing.com

Printed - 17:31 Saturday, 01 July 2023



BMCRC - MRO Championships 2023 - Rnd 5 @ Cadwell Park
DFDS Yamaha Past Masters
RACE 8 - CLASSIFICATION

POS	NO	CL	PIC NAME	ENTRY	LAPS	TIME	GAP	DIFF	MPH	BEST	ON
1	51		1 Kevin WHOLEY	Yamaha TZR - Twistgrip Motorcycles	12	20:29.824			76.57	1:41.359	9
2	13		2 Doug EDMONDSON	Yamaha TZR250 - Stan Stephens Tuning	12	20:30.185	0.361	0.361	76.55	1:41.157	9
3	28		3 Liam McCARTER	Yamaha TZR - Katie McCarter	12	21:09.561	39.737	39.376	74.18	1:44.433	10
4	22		4 Rik BALLERINI	Yamaha TZR 250 - SCLS LTD, CAMBRIDGE MC, C	12	21:16.712	46.888	7.151	73.76	1:44.778	2
5	74		5 Paul WHITBY	Yamaha TZR 250 - Greybridge Ltd	12	21:32.709	1:02.885	15.997	72.85	1:46.704	12
6	27		6 Richard HAYWARD	Yamaha TZR - GForce/Hayward R Ltd/SnapOn	12	21:32.991	1:03.167	0.282	72.83	1:44.655	11
7	29		7 Derek CRIPPS	Yamaha TZR - Team FBR	12	21:49.967	1:20.143	16.976	71.89	1:47.074	9
8	162		8 Darren COOPER	Yamaha TZR250 - Twistgrip Motorcycles	12	21:58.128	1:28.304	8.161	71.44	1:47.936	6
9	60	C	1 Danny GOUGH	Yamaha TZR 250 - G Force Motorcycles	12	22:18.322	1:48.498	20.194	70.36	1:49.237	3
10	26	C	2 Damian LEE	Yamaha TZR250 - Leed Autos	11	20:34.295	1 Lap	1 Lap	69.94	1:50.667	10
11	333	C	3 Mark STUBBERFIELD	Yamaha TZR250 - Polished concrete London	11	20:40.710	1 Lap	6.415	69.58	1:50.297	2
12	72	C	4 John HAMILTON	Yamaha TRZ250 - LW Racing	11	20:57.789	1 Lap	17.079	68.63	1:51.977	11
13	46		9 Kevin MARSHALL	Yamaha TZR250 - Stacey Processing	11	21:14.859	1 Lap	17.070	67.71	1:51.818	8
14	77	C	5 Adam COLLINS	Yamaha TZR250 - 2 Cows Racing	10	21:25.031	2 Laps	1 Lap	61.07	2:05.769	10
15	100	R	1 Stuart MELHUIISH	Yamaha TZR 250 - www.ypmrc.co.uk	10	21:46.987	2 Laps	21.956	60.04	2:08.118	8

NOT CLASSIFIED

DNF	199	C	Michael FROST	Yamaha TZR250 -	7	13:42.461	5 Laps	3 Laps	66.79	1:53.731	5
DNF	73	C	Colvin TURNER	Yamaha TZR250 -	4	8:30.651	8 Laps	3 Laps	61.47	2:03.803	2
DNF	8		David BALL	Yamaha TZR250 - Gardiner Page and Roe pension	3	5:22.115	9 Laps	1 Lap	73.09	1:44.869	2
DNF	117		Stuart HALL	Yamaha TZR250 -	3	5:29.957	9 Laps	7.842	71.35	1:47.008	2
DNF	42	C	Martin PEARSON	Yamaha TZR250 -	2	4:03.937	10 Laps	1 Lap	64.34	1:57.470	2

FASTEST LAP

13	Doug EDMONDSON	Yamaha TZR250 - Stan Stephens Tuning	9	1:41.157	77.58 mph	124.85 kph
60	C Danny GOUGH	Yamaha TZR 250 - G Force Motorcycles	3	1:49.237	71.84 mph	115.62 kph
100	R Stuart MELHUIISH	Yamaha TZR 250 - www.ypmrc.co.uk	8	2:08.118	61.25 mph	98.58 kph

Class - 92.5% of Race Speed = 70.82 mph
 Class C - 92.5% of Race Speed = 65.08 mph
 Class R - 92.5% of Race Speed = 55.53 mph

Weather / Track : Cloudy / Dry

These results are provisional until the conclusion of any judicial and technical matters.

Race Distance: 12 Laps / 26.16 miles

Cadwell Park: 2.1800 miles

Date: 02/07/2023 Start: 13:45 Finish: 14:05

Clerk Of Course :

Stewards :

Timekeeper :

Craig Smith

Results can be found at www.tsl-timing.com

Printed - 14:08 Sunday, 02 July 2023



BMCRC - MRO Championships 2023 - Rnd 5 @ Cadwell Park

DFDS Yamaha Past Masters

RACE 8 - LAP CHART

LAP 1 @ 13:47:02.823		
NO	BEHIND	LAP TIME

13		1:46.942
51	0.410	1:47.352
22	3.432	1:50.374
28	3.866	1:50.808
27	3.972	1:50.914
8	4.908	1:51.850
74	6.808	1:53.750
117	7.438	1:54.380
60	9.371	1:56.313
162	10.396	1:57.338
29	10.500	1:57.442
26	11.036	1:57.978
333	11.793	1:58.735
72	17.403	2:04.345
42	19.525	2:06.467
73	20.403	2:07.345
46	20.605	2:07.547
199	20.895	2:07.837
100	32.312	2:19.254
77	32.965	2:19.907

LAP 2 @ 13:48:44.835		
NO	BEHIND	LAP TIME

51		1:41.602
13	0.354	1:42.366
22	6.198	1:44.778
27	6.757	1:44.797
28	7.247	1:45.393
8	7.765	1:44.869
74	11.649	1:46.853
117	12.434	1:47.008
29	16.974	1:48.486
60	17.458	1:50.099
162	17.930	1:49.546
333	20.078	1:50.297
26	20.620	1:51.596
72	28.663	1:53.272
42	34.983	1:57.470
199	37.326	1:58.443
46	37.554	1:58.961
73	42.194	2:03.803
77	59.823	2:08.870
100	1:00.254	2:09.954

LAP 3 @ 13:50:26.560		
NO	BEHIND	LAP TIME

51		1:41.725
13	0.225	1:41.596
22	10.000	1:45.527
27	10.482	1:45.450
28	11.012	1:45.490
8	11.436	1:45.396
74	16.711	1:46.787
117	19.278	1:48.569
29	23.954	1:48.705
60	24.970	1:49.237
162	25.738	1:49.533
333	30.263	1:51.910
26	30.867	1:51.972
72	42.126	1:55.188
46	52.451	1:56.622
199	52.934	1:57.333

73	1:09.546	2:09.077
77	1:26.567	2:08.469
100	1:27.976	2:09.447

LAP 4 @ 13:52:08.030		
NO	BEHIND	LAP TIME

13		1:41.245
51	0.353	1:41.823
22	14.044	1:45.514
27	14.268	1:45.256
28	14.751	1:45.209
74	23.069	1:47.828
29	31.399	1:48.915
60	33.120	1:49.620
162	33.256	1:48.988
333	41.003	1:52.210
26	41.550	1:52.153
72	55.094	1:54.438
199	1:05.510	1:54.046
46	1:06.771	1:55.790
73	1:38.502	2:10.426

LAP 5 @ 13:53:50.532		
NO	BEHIND	LAP TIME

51		1:42.149
13	0.453	1:42.955
77	1 Lap	2:06.325
100	1 Lap	2:11.410
22	17.172	1:45.630
27	17.435	1:45.669
28	17.756	1:45.507
74	27.470	1:46.903
29	38.513	1:49.616
162	39.067	1:48.313
60	41.705	1:51.087
333	50.994	1:52.493
26	51.269	1:52.221
72	1:05.161	1:52.569
199	1:16.739	1:53.731
46	1:19.804	1:55.535

LAP 6 @ 13:55:32.788		
NO	BEHIND	LAP TIME

13		1:41.803
51	0.375	1:42.631
22	22.079	1:47.163
27	22.422	1:47.243
28	22.764	1:47.264
74	33.542	1:48.328
77	1 Lap	2:07.602
100	1 Lap	2:10.202
162	44.747	1:47.936
29	45.142	1:48.885
60	50.927	1:51.478
333	1:01.275	1:52.537
26	1:01.579	1:52.566
72	1:17.076	1:54.171
199	1:28.948	1:54.465
46	1:31.884	1:54.336

LAP 7 @ 13:57:14.867		
NO	BEHIND	LAP TIME

51		1:41.704
----	--	----------

13	0.238	1:42.317
27	26.251	1:45.908
28	26.448	1:45.763
22	26.658	1:46.658
74	39.118	1:47.655
29	50.713	1:47.650
162	52.183	1:49.515
77	1 Lap	2:07.588
60	59.868	1:51.020
26	1:10.872	1:51.372
100	1 Lap	2:09.888
333	1:11.847	1:52.651
72	1:28.759	1:53.762

LAP 8 @ 13:58:57.550		
NO	BEHIND	LAP TIME

51		1:42.683
199	1 Lap	1:56.606
13	0.902	1:43.347
46	1 Lap	1:53.862
27	28.552	1:44.984
28	28.580	1:44.815
22	30.201	1:46.226
74	43.496	1:47.061
29	55.552	1:47.522
162	58.098	1:48.598
60	1:08.357	1:51.172
26	1:19.031	1:50.842
333	1:22.327	1:53.163
77	1 Lap	2:07.797
100	1 Lap	2:09.149
72	1:38.274	1:52.198

LAP 9 @ 14:00:38.909		
NO	BEHIND	LAP TIME

51		1:41.359
13	0.700	1:41.157
46	1 Lap	1:51.818
28	31.858	1:44.637
27	32.008	1:44.815
22	34.978	1:46.136
74	49.006	1:46.869
29	1:01.267	1:47.074
162	1:05.110	1:48.371
60	1:18.477	1:51.479
26	1:29.189	1:51.517
333	1:32.666	1:51.698

LAP 10 @ 14:02:22.330		
NO	BEHIND	LAP TIME

51		1:43.421
13	0.187	1:42.908
72	1 Lap	1:53.073
77	2 Laps	2:06.611
46	1 Lap	1:52.809
100	2 Laps	2:08.118
28	32.870	1:44.433
27	33.400	1:44.813
22	37.272	1:45.715
74	52.774	1:47.189
29	1:05.879	1:48.033
162	1:11.024	1:49.335
60	1:27.372	1:52.316
26	1:36.435	1:50.667

LAP 11 @ 14:04:04.132		
NO	BEHIND	LAP TIME

13		1:41.615
333	1 Lap	1:52.646
51	0.185	1:41.987
72	1 Lap	1:52.796
77	2 Laps	2:06.093
46	1 Lap	1:52.819
28	36.153	1:45.085
27	36.253	1:44.655
22	41.028	1:45.558
100	2 Laps	2:09.685
74	57.754	1:46.782
29	1:12.820	1:48.743
162	1:19.334	1:50.112
60	1:38.156	1:52.586

LAP 12 @ 14:05:45.705		
NO	BEHIND	LAP TIME

51		1:41.388
13	0.361	1:41.934
26	1 Lap	1:51.411
333	1 Lap	1:52.370
72	1 Lap	1:51.977
28	39.737	1:45.157
46	1 Lap	1:54.760
22	46.888	1:47.433
77	2 Laps	2:05.769
74	1:02.885	1:46.704
27	1:03.167	2:08.487
100	2 Laps	2:09.880
29	1:20.143	1:48.896
162	1:28.304	1:50.543
60	1:48.498	1:51.915

BMCRC - MRO Championships 2023 - Rnd 5 @ Cadwell Park

DFDS Yamaha Past Masters

RACE 8 - POSITION CHART

No	Name	Lap Pos	Lap											
			1	2	3	4	5	6	7	8	9	10	11	12
13	EDMONDSON	1	13	51	51	13	51	13	51	51	51	51	13	51
51	WHOLEY	2	51	13	13	51	13	51	13	13	13	13	51	13
28	McCARTER	3	22	22	22	22	22	22	22	27	27	28	28	28
117	HALL	4	28	27	27	27	27	27	27	28	28	27	27	22
22	BALLERINI	5	27	28	28	28	28	28	28	22	22	22	22	74
27	HAYWARD	6	8	8	8	74	74	74	74	74	74	74	74	27
8	BALL	7	74	74	74	29	29	162	29	29	29	29	29	29
29	CRIPPS	8	117	117	117	60	162	29	162	162	162	162	162	162
74	WHITBY	9	60	29	29	162	60	60	60	60	60	60	60	60
162	COOPER	10	162	60	60	333	333	333	26	26	26	26	26	26
60	GOUGH	11	29	162	162	26	26	26	333	333	333	333	333	333
333	STUBBERFIELD	12	26	333	333	72	72	72	72	72	72	72	72	72
26	LEE	13	333	26	26	199	199	199	199	46	46	46	46	46
72	HAMILTON	14	72	72	72	46	46	46	46	77	77	77	77	77
199	FROST	15	42	42	46	73	77	77	77	100	100	100	100	100
46	MARSHALL	16	73	199	199	77	100	100	100					
42	PEARSON	17	46	46	73	100								
73	TURNER	18	199	73	77									
77	COLLINS	19	100	77	100									
100	MELHUIH	20	77	100										

BMCRC - MRO Championships 2023 - Rnd 5 @ Cadwell Park

DFDS Yamaha Past Masters

RACE 8 - SECTOR ANALYSIS



SECTOR 1 = FL to I1, SECTOR 2 = I1 to FL, DIFF = Difference To Personal Best Lap, P = Crossed Finish Line in Pit Lane, D = Time Disallowed

P1 51		Kevin WHOLEY		Yamaha TZR - Twistgrip Motorcycles			
IDEAL LAP TIME : 1:41.154		BEST LAP TIME : 1:41.359		DIFFERENCE : 0.205			
LAP	SECTOR 1	SECTOR 2	LAP TIME	MPH	DIFF	TIME OF DAY	
1 -		42.237	1:47.352	73.10	5.993	13:47:03.233	
2 -	59.125	42.477	1:41.602 (3)	77.24	0.243	13:48:44.835	
3 -	59.213	42.512	1:41.725	77.14	0.366	13:50:26.560	
4 -	59.744	42.079	1:41.823	77.07	0.464	13:52:08.383	
5 -	59.348	42.801	1:42.149	76.82	0.790	13:53:50.532	
6 -	1:00.185	42.446	1:42.631	76.46	1.272	13:55:33.163	
7 -	59.116	42.588	1:41.704	77.16	0.345	13:57:14.867	
8 -	59.489	43.194	1:42.683	76.43	1.324	13:58:57.550	
9 -	59.180	42.179	1:41.359 (1)	77.42		14:00:38.909	
10 -	1:00.298	43.123	1:43.421	75.88	2.062	14:02:22.330	
11 -	59.564	42.423	1:41.987	76.95	0.628	14:04:04.317	
12 -	59.075	42.313	1:41.388 (2)	77.40	0.029	14:05:45.705	

P2 13		Doug EDMONDSON		Yamaha TZR250 - Stan Stephens Tuning			
IDEAL LAP TIME : 1:40.937		BEST LAP TIME : 1:41.157		DIFFERENCE : 0.220			
LAP	SECTOR 1	SECTOR 2	LAP TIME	MPH	DIFF	TIME OF DAY	
1 -		42.388	1:46.942	73.38	5.785	13:47:02.823	
2 -	59.996	42.370	1:42.366	76.66	1.209	13:48:45.189	
3 -	59.174	42.422	1:41.596 (3)	77.24	0.439	13:50:26.785	
4 -	59.019	42.226	1:41.245 (2)	77.51	0.088	13:52:08.030	
5 -	59.993	42.962	1:42.955	76.22	1.798	13:53:50.985	
6 -	59.440	42.363	1:41.803	77.09	0.646	13:55:32.788	
7 -	59.841	42.476	1:42.317	76.70	1.160	13:57:15.105	
8 -	59.768	43.579	1:43.347	75.93	2.190	13:58:58.452	
9 -	59.203	41.954	1:41.157 (1)	77.58		14:00:39.609	
10 -	59.838	43.070	1:42.908	76.26	1.751	14:02:22.517	
11 -	59.104	42.511	1:41.615	77.23	0.458	14:04:04.132	
12 -	58.983	42.951	1:41.934	76.99	0.777	14:05:46.066	

P3 28		Liam McCARTER		Yamaha TZR - Katie McCarter			
IDEAL LAP TIME : 1:44.002		BEST LAP TIME : 1:44.433		DIFFERENCE : 0.431			
LAP	SECTOR 1	SECTOR 2	LAP TIME	MPH	DIFF	TIME OF DAY	
1 -		43.861	1:50.808	70.82	6.375	13:47:06.689	
2 -	1:01.662	43.731	1:45.393	74.46	0.960	13:48:52.082	
3 -	1:01.448	44.042	1:45.490	74.39	1.057	13:50:37.572	
4 -	1:01.575	43.634	1:45.209	74.59	0.776	13:52:22.781	
5 -	1:01.334	44.173	1:45.507	74.38	1.074	13:54:08.288	
6 -	1:02.661	44.603	1:47.264	73.16	2.831	13:55:55.552	
7 -	1:01.431	44.332	1:45.763	74.20	1.330	13:57:41.315	
8 -	1:01.475	43.340	1:44.815 (3)	74.87	0.382	13:59:26.130	
9 -	1:01.220	43.417	1:44.637 (2)	75.00	0.204	14:01:10.767	
10 -	1:01.369	43.064	1:44.433 (1)	75.14		14:02:55.200	
11 -	1:01.783	43.302	1:45.085	74.68	0.652	14:04:40.285	
12 -	1:02.375	42.782	1:45.157	74.63	0.724	14:06:25.442	

BMCRC - MRO Championships 2023 - Rnd 5 @ Cadwell Park

DFDS Yamaha Past Masters

RACE 8 - SECTOR ANALYSIS



SECTOR 1 = FL to I1, SECTOR 2 = I1 to FL, DIFF = Difference To Personal Best Lap, P = Crossed Finish Line in Pit Lane, D = Time Disallowed

P4 22		Rik BALLERINI		Yamaha TZR 250 - SCLS LTD, CAMBRIDGE MC, GECKO RAC			
IDEAL LAP TIME :		BEST LAP TIME : 1:44.778		DIFFERENCE :			
LAP	SECTOR 1	SECTOR 2	LAP TIME	MPH	DIFF	TIME OF DAY	
1 -			1:50.374	71.10	5.596	13:47:06.255	
2 -			1:44.778 (1)	74.90		13:48:51.033	
3 -			1:45.527 (3)	74.37	0.749	13:50:36.560	
4 -			1:45.514 (2)	74.37	0.736	13:52:22.074	
5 -			1:45.630	74.29	0.852	13:54:07.704	
6 -			1:47.163	73.23	2.385	13:55:54.867	
7 -			1:46.658	73.58	1.880	13:57:41.525	
8 -			1:46.226	73.88	1.448	13:59:27.751	
9 -			1:46.136	73.94	1.358	14:01:13.887	
10 -			1:45.715	74.23	0.937	14:02:59.602	
11 -			1:45.558	74.34	0.780	14:04:45.160	
12 -			1:47.433	73.05	2.655	14:06:32.593	

P5 74		Paul WHITBY		Yamaha TZR 250 - Greybridge Ltd			
IDEAL LAP TIME : 1:46.336		BEST LAP TIME : 1:46.704		DIFFERENCE : 0.368			
LAP	SECTOR 1	SECTOR 2	LAP TIME	MPH	DIFF	TIME OF DAY	
1 -		44.903	1:53.750	68.99	7.046	13:47:09.631	
2 -	1:02.207	44.646	1:46.853	73.44	0.149	13:48:56.484	
3 -	1:01.910	44.877	1:46.787 (3)	73.49	0.083	13:50:43.271	
4 -	1:02.046	45.782	1:47.828	72.78	1.124	13:52:31.099	
5 -	1:02.123	44.780	1:46.903	73.41	0.199	13:54:18.002	
6 -	1:02.540	45.788	1:48.328	72.44	1.624	13:56:06.330	
7 -	1:02.422	45.233	1:47.655	72.90	0.951	13:57:53.985	
8 -	1:02.030	45.031	1:47.061	73.30	0.357	13:59:41.046	
9 -	1:01.794	45.075	1:46.869	73.43	0.165	14:01:27.915	
10 -	1:02.286	44.903	1:47.189	73.21	0.485	14:03:15.104	
11 -	1:01.690	45.092	1:46.782 (2)	73.49	0.078	14:05:01.886	
12 -	1:01.915	44.789	1:46.704 (1)	73.54		14:06:48.590	

P6 27		Richard HAYWARD		Yamaha TZR - GForce/Hayward R Ltd/SnapOn			
IDEAL LAP TIME : 1:44.228		BEST LAP TIME : 1:44.655		DIFFERENCE : 0.427			
LAP	SECTOR 1	SECTOR 2	LAP TIME	MPH	DIFF	TIME OF DAY	
1 -		43.613	1:50.914	70.75	6.259	13:47:06.795	
2 -	1:01.152	43.645	1:44.797 (2)	74.88	0.142	13:48:51.592	
3 -	1:01.458	43.992	1:45.450	74.42	0.795	13:50:37.042	
4 -	1:01.436	43.820	1:45.256	74.56	0.601	13:52:22.298	
5 -	1:01.279	44.390	1:45.669	74.27	1.014	13:54:07.967	
6 -	1:02.566	44.677	1:47.243	73.18	2.588	13:55:55.210	
7 -	1:01.311	44.597	1:45.908	74.10	1.253	13:57:41.118	
8 -	1:01.782	43.202	1:44.984	74.75	0.329	13:59:26.102	
9 -	1:01.739	43.076	1:44.815	74.87	0.160	14:01:10.917	
10 -	1:01.618	43.195	1:44.813 (3)	74.87	0.158	14:02:55.730	
11 -	1:01.445	43.210	1:44.655 (1)	74.98		14:04:40.385	
12 -	1:02.185	1:06.302	2:08.487	61.08	23.832	14:06:48.872	

BMCRC - MRO Championships 2023 - Rnd 5 @ Cadwell Park

DFDS Yamaha Past Masters

RACE 8 - SECTOR ANALYSIS



SECTOR 1 = FL to I1, SECTOR 2 = I1 to FL, DIFF = Difference To Personal Best Lap, P = Crossed Finish Line in Pit Lane, D = Time Disallowed

P7 29		Derek CRIPPS		Yamaha TZR - Team FBR		
IDEAL LAP TIME : 1:46.938		BEST LAP TIME : 1:47.074		DIFFERENCE : 0.136		
LAP	SECTOR 1	SECTOR 2	LAP TIME	MPH	DIFF	TIME OF DAY
1 -		46.331	1:57.442	66.82	10.368	13:47:13.323
2 -	1:03.078	45.408	1:48.486	72.34	1.412	13:49:01.809
3 -	1:02.971	45.734	1:48.705	72.19	1.631	13:50:50.514
4 -	1:03.282	45.633	1:48.915	72.05	1.841	13:52:39.429
5 -	1:03.940	45.676	1:49.616	71.59	2.542	13:54:29.045
6 -	1:03.606	45.279	1:48.885	72.07	1.811	13:56:17.930
7 -	1:02.671	44.979	1:47.650 (3)	72.90	0.576	13:58:05.580
8 -	1:02.531	44.991	1:47.522 (2)	72.99	0.448	13:59:53.102
9 -	1:01.959	45.115	1:47.074 (1)	73.29		14:01:40.176
10 -	1:02.721	45.312	1:48.033	72.64	0.959	14:03:28.209
11 -	1:03.022	45.721	1:48.743	72.17	1.669	14:05:16.952
12 -	1:03.160	45.736	1:48.896	72.06	1.822	14:07:05.848

P8 162		Darren COOPER		Yamaha TZR250 - Twistgrip Motorcycles		
IDEAL LAP TIME : 1:47.935		BEST LAP TIME : 1:47.936		DIFFERENCE : 0.001		
LAP	SECTOR 1	SECTOR 2	LAP TIME	MPH	DIFF	TIME OF DAY
1 -		46.488	1:57.338	66.88	9.402	13:47:13.219
2 -	1:03.864	45.682	1:49.546	71.64	1.610	13:49:02.765
3 -	1:04.131	45.402	1:49.533	71.65	1.597	13:50:52.298
4 -	1:03.498	45.490	1:48.988	72.00	1.052	13:52:41.286
5 -	1:03.197	45.116	1:48.313 (2)	72.45	0.377	13:54:29.599
6 -	1:02.819	45.117	1:47.936 (1)	72.71		13:56:17.535
7 -	1:04.126	45.389	1:49.515	71.66	1.579	13:58:07.050
8 -	1:03.429	45.169	1:48.598	72.26	0.662	13:59:55.648
9 -	1:02.978	45.393	1:48.371 (3)	72.41	0.435	14:01:44.019
10 -	1:03.539	45.796	1:49.335	71.78	1.399	14:03:33.354
11 -	1:04.227	45.885	1:50.112	71.27	2.176	14:05:23.466
12 -	1:04.791	45.752	1:50.543	70.99	2.607	14:07:14.009

P9 60 C		Danny GOUGH		Yamaha TZR 250 - G Force Motorcycles		
IDEAL LAP TIME : 1:49.005		BEST LAP TIME : 1:49.237		DIFFERENCE : 0.232		
LAP	SECTOR 1	SECTOR 2	LAP TIME	MPH	DIFF	TIME OF DAY
1 -		46.070	1:56.313	67.47	7.076	13:47:12.194
2 -	1:04.378	45.721	1:50.099 (3)	71.28	0.862	13:49:02.293
3 -	1:04.028	45.209	1:49.237 (1)	71.84		13:50:51.530
4 -	1:03.796	45.824	1:49.620 (2)	71.59	0.383	13:52:41.150
5 -	1:04.608	46.479	1:51.087	70.64	1.850	13:54:32.237
6 -	1:04.981	46.497	1:51.478	70.40	2.241	13:56:23.715
7 -	1:04.890	46.130	1:51.020	70.69	1.783	13:58:14.735
8 -	1:04.560	46.612	1:51.172	70.59	1.935	14:00:05.907
9 -	1:04.830	46.649	1:51.479	70.39	2.242	14:01:57.386
10 -	1:05.191	47.125	1:52.316	69.87	3.079	14:03:49.702
11 -	1:05.955	46.631	1:52.586	69.70	3.349	14:05:42.288
12 -	1:04.921	46.994	1:51.915	70.12	2.678	14:07:34.203

BMCRC - MRO Championships 2023 - Rnd 5 @ Cadwell Park

DFDS Yamaha Past Masters

RACE 8 - SECTOR ANALYSIS



SECTOR 1 = FL to I1, SECTOR 2 = I1 to FL, DIFF = Difference To Personal Best Lap, P = Crossed Finish Line in Pit Lane, D = Time Disallowed

P10 26 C		Damian LEE		Yamaha TZR250 - Leed Autos		
IDEAL LAP TIME : 1:50.345		BEST LAP TIME : 1:50.667		DIFFERENCE : 0.322		
LAP	SECTOR 1	SECTOR 2	LAP TIME	MPH	DIFF	TIME OF DAY
1 -		46.196	1:57.978	66.52	7.311	13:47:13.859
2 -	1:05.359	46.237	1:51.596	70.32	0.929	13:49:05.455
3 -	1:05.157	46.815	1:51.972	70.08	1.305	13:50:57.427
4 -	1:05.766	46.387	1:52.153	69.97	1.486	13:52:49.580
5 -	1:05.508	46.713	1:52.221	69.93	1.554	13:54:41.801
6 -	1:05.973	46.593	1:52.566	69.71	1.899	13:56:34.367
7 -	1:04.630	46.742	1:51.372 (3)	70.46	0.705	13:58:25.739
8 -	1:04.437	46.405	1:50.842 (2)	70.80	0.175	14:00:16.581
9 -	1:05.470	46.047	1:51.517	70.37	0.850	14:02:08.098
10 -	1:04.759	45.908	1:50.667 (1)	70.91		14:03:58.765
11 -	1:05.181	46.230	1:51.411	70.44	0.744	14:05:50.176

P11 333 C		Mark STUBBERFIELD		Yamaha TZR250 - Polished concrete London		
IDEAL LAP TIME : 1:50.297		BEST LAP TIME : 1:50.297		DIFFERENCE : 0.000		
LAP	SECTOR 1	SECTOR 2	LAP TIME	MPH	DIFF	TIME OF DAY
1 -		46.149	1:58.735	66.09	8.438	13:47:14.616
2 -	1:04.213	46.084	1:50.297 (1)	71.15		13:49:04.913
3 -	1:04.921	46.989	1:51.910 (3)	70.12	1.613	13:50:56.823
4 -	1:05.606	46.604	1:52.210	69.94	1.913	13:52:49.033
5 -	1:05.686	46.807	1:52.493	69.76	2.196	13:54:41.526
6 -	1:05.700	46.837	1:52.537	69.73	2.240	13:56:34.063
7 -	1:06.054	46.597	1:52.651	69.66	2.354	13:58:26.714
8 -	1:05.371	47.792	1:53.163	69.35	2.866	14:00:19.877
9 -	1:04.918	46.780	1:51.698 (2)	70.26	1.401	14:02:11.575
10 -	1:05.699	46.947	1:52.646	69.67	2.349	14:04:04.221
11 -	1:04.704	47.666	1:52.370	69.84	2.073	14:05:56.591

P12 72 C		John HAMILTON		Yamaha TRZ250 - LW Racing		
IDEAL LAP TIME : 1:51.710		BEST LAP TIME : 1:51.977		DIFFERENCE : 0.267		
LAP	SECTOR 1	SECTOR 2	LAP TIME	MPH	DIFF	TIME OF DAY
1 -		48.404	2:04.345	63.11	12.368	13:47:20.226
2 -	1:05.321	47.951	1:53.272	69.28	1.295	13:49:13.498
3 -	1:06.379	48.809	1:55.188	68.13	3.211	13:51:08.686
4 -	1:06.324	48.114	1:54.438	68.57	2.461	13:53:03.124
5 -	1:05.805	46.764	1:52.569 (3)	69.71	0.592	13:54:55.693
6 -	1:05.978	48.193	1:54.171	68.73	2.194	13:56:49.864
7 -	1:06.411	47.351	1:53.762	68.98	1.785	13:58:43.626
8 -	1:05.080	47.118	1:52.198 (2)	69.94	0.221	14:00:35.824
9 -	1:05.115	47.958	1:53.073	69.40	1.096	14:02:28.897
10 -	1:05.510	47.286	1:52.796	69.57	0.819	14:04:21.693
11 -	1:04.946	47.031	1:51.977 (1)	70.08		14:06:13.670

P13 46		Kevin MARSHALL		Yamaha TZR250 - Stacey Processing		
IDEAL LAP TIME : 1:51.198		BEST LAP TIME : 1:51.818		DIFFERENCE : 0.620		
LAP	SECTOR 1	SECTOR 2	LAP TIME	MPH	DIFF	TIME OF DAY
1 -		50.532	2:07.547	61.53	15.729	13:47:23.428
2 -	1:10.405	48.556	1:58.961	65.97	7.143	13:49:22.389
3 -	1:07.585	49.037	1:56.622	67.29	4.804	13:51:19.011
4 -	1:07.710	48.080	1:55.790	67.77	3.972	13:53:14.801
5 -	1:06.658	48.877	1:55.535	67.92	3.717	13:55:10.336
6 -	1:06.703	47.633	1:54.336	68.64	2.518	13:57:04.672
7 -	1:06.158	47.704	1:53.862	68.92	2.044	13:58:58.534
8 -	1:04.318	47.500	1:51.818 (1)	70.18		14:00:50.352
9 -	1:05.579	47.230	1:52.809 (2)	69.56	0.991	14:02:43.161
10 -	1:05.939	46.880	1:52.819 (3)	69.56	1.001	14:04:35.980
11 -	1:07.325	47.435	1:54.760	68.38	2.942	14:06:30.740

BMCRC - MRO Championships 2023 - Rnd 5 @ Cadwell Park

DFDS Yamaha Past Masters

RACE 8 - SECTOR ANALYSIS



SECTOR 1 = FL to I1, SECTOR 2 = I1 to FL, DIFF = Difference To Personal Best Lap, P = Crossed Finish Line in Pit Lane, D = Time Disallowed

P14 77 C Adam COLLINS		Yamaha TZR250 - 2 Cows Racing				
IDEAL LAP TIME : 2:05.603		BEST LAP TIME : 2:05.769		DIFFERENCE : 0.166		
LAP	SECTOR 1	SECTOR 2	LAP TIME	MPH	DIFF	TIME OF DAY
1 -		55.776	2:19.907	56.09	14.138	13:47:35.788
2 -	1:15.826	53.044	2:08.870	60.89	3.101	13:49:44.658
3 -	1:15.216	53.253	2:08.469	61.08	2.700	13:51:53.127
4 -	1:14.036	52.289	2:06.325 (3)	62.12	0.556	13:53:59.452
5 -	1:14.930	52.672	2:07.602	61.50	1.833	13:56:07.054
6 -	1:14.686	52.902	2:07.588	61.51	1.819	13:58:14.642
7 -	1:14.935	52.862	2:07.797	61.41	2.028	14:00:22.439
8 -	1:14.056	52.555	2:06.611	61.98	0.842	14:02:29.050
9 -	1:13.901	52.192	2:06.093 (2)	62.24	0.324	14:04:35.143
10 -	1:14.067	51.702	2:05.769 (1)	62.40		14:06:40.912

P15 100 R Stuart MELHUISH		Yamaha TZR 250 - www.ypmrc.co.uk				
IDEAL LAP TIME : 2:07.315		BEST LAP TIME : 2:08.118		DIFFERENCE : 0.803		
LAP	SECTOR 1	SECTOR 2	LAP TIME	MPH	DIFF	TIME OF DAY
1 -		55.155	2:19.254	56.35	11.136	13:47:35.135
2 -	1:16.185	53.769	2:09.954	60.39	1.836	13:49:45.089
3 -	1:16.070	53.377	2:09.447 (3)	60.62	1.329	13:51:54.536
4 -	1:14.221	57.189	2:11.410	59.72	3.292	13:54:05.946
5 -	1:16.049	54.153	2:10.202	60.27	2.084	13:56:16.148
6 -	1:16.166	53.722	2:09.888	60.42	1.770	13:58:26.036
7 -	1:15.431	53.718	2:09.149 (2)	60.76	1.031	14:00:35.185
8 -	1:15.024	53.094	2:08.118 (1)	61.25		14:02:43.303
9 -	1:16.087	53.598	2:09.685	60.51	1.567	14:04:52.988
10 -	1:16.757	53.123	2:09.880	60.42	1.762	14:07:02.868

P16 199 C Michael FROST		Yamaha TZR250 -				
IDEAL LAP TIME : 1:53.638		BEST LAP TIME : 1:53.731		DIFFERENCE : 0.093		
LAP	SECTOR 1	SECTOR 2	LAP TIME	MPH	DIFF	TIME OF DAY
1 -		50.478	2:07.837	61.39	14.106	13:47:23.718
2 -	1:09.499	48.944	1:58.443	66.26	4.712	13:49:22.161
3 -	1:08.431	48.902	1:57.333	66.88	3.602	13:51:19.494
4 -	1:06.626	47.420	1:54.046 (2)	68.81	0.315	13:53:13.540
5 -	1:06.719	47.012	1:53.731 (1)	69.00		13:55:07.271
6 -	1:06.912	47.553	1:54.465 (3)	68.56	0.734	13:57:01.736
7 -	1:08.691	47.915	1:56.606	67.30	2.875	13:58:58.342

P17 73 C Colvin TURNER		Yamaha TZR250 -				
IDEAL LAP TIME : 2:02.265		BEST LAP TIME : 2:03.803		DIFFERENCE : 1.538		
LAP	SECTOR 1	SECTOR 2	LAP TIME	MPH	DIFF	TIME OF DAY
1 -		51.607	2:07.345	61.62	3.542	13:47:23.226
2 -	1:10.658	53.145	2:03.803 (1)	63.39		13:49:27.029
3 -	1:15.058	54.019	2:09.077 (2)	60.80	5.274	13:51:36.106
4 -	1:15.689	54.737	2:10.426 (3)	60.17	6.623	13:53:46.532

P18 8 David BALL		Yamaha TZR250 - Gardiner Page and Roe pension consultants				
IDEAL LAP TIME : 1:44.788		BEST LAP TIME : 1:44.869		DIFFERENCE : 0.081		
LAP	SECTOR 1	SECTOR 2	LAP TIME	MPH	DIFF	TIME OF DAY
1 -		43.596	1:51.850	70.16	6.981	13:47:07.731
2 -	1:01.192	43.677	1:44.869 (1)	74.83		13:48:52.600
3 -	1:01.614	43.782	1:45.396 (2)	74.46	0.527	13:50:37.996

BMCRC - MRO Championships 2023 - Rnd 5 @ Cadwell Park

DFDS Yamaha Past Masters

RACE 8 - SECTOR ANALYSIS



SECTOR 1 = FL to I1, SECTOR 2 = I1 to FL, DIFF = Difference To Personal Best Lap, P = Crossed Finish Line in Pit Lane, D = Time Disallowed

P19		117		Stuart HALL		Yamaha TZR250 -	
IDEAL LAP TIME : 1:46.896		BEST LAP TIME : 1:47.008		DIFFERENCE : 0.112			
LAP	SECTOR 1	SECTOR 2	LAP TIME	MPH	DIFF	TIME OF DAY	
1 -		45.036	1:54.380	68.61	7.372	13:47:10.261	
2 -	1:01.860	45.148	1:47.008 (1)	73.34		13:48:57.269	
3 -	1:03.244	45.325	1:48.569 (2)	72.28	1.561	13:50:45.838	

P20		42 C		Martin PEARSON		Yamaha TZR250 -	
IDEAL LAP TIME : 1:57.470		BEST LAP TIME : 1:57.470		DIFFERENCE : 0.000			
LAP	SECTOR 1	SECTOR 2	LAP TIME	MPH	DIFF	TIME OF DAY	
1 -		49.790	2:06.467	62.05	8.997	13:47:22.348	
2 -	1:08.423	49.047	1:57.470 (1)	66.80		13:49:19.818	

BMCRC - MRO Championships 2023 - Rnd 5 @ Cadwell Park

DFDS Yamaha Past Masters

RACE 8 - BEST SECTORS

SECTOR 1			SECTOR 2			IDEAL / BEST COMPARISON						
POS	NO	NAME	TIME	NO	NAME	TIME	POS	NO	NAME	IDEAL	BEST	DIFF
									PERFECT LAP	1:40.937		
1	13	EDMONDSON	58.983	13	EDMONDSON	41.954	1	13	EDMONDSON	1:40.937	1:41.157	0.220
2	51	WHOLEY	59.075	51	WHOLEY	42.079	2	51	WHOLEY	1:41.154	1:41.359	0.205
3	27	HAYWARD	1:01.152	28	McCARTER	42.782	3	28	McCARTER	1:44.002	1:44.433	0.431
4	8	BALL	1:01.192	27	HAYWARD	43.076	4	27	HAYWARD	1:44.228	1:44.655	0.427
5	28	McCARTER	1:01.220	8	BALL	43.596	5	8	BALL	1:44.788	1:44.869	0.081
6	74	WHITBY	1:01.690	74	WHITBY	44.646	6	74	WHITBY	1:46.336	1:46.704	0.368
7	117	HALL	1:01.860	29	CRIPPS	44.979	7	117	HALL	1:46.896	1:47.008	0.112
8	29	CRIPPS	1:01.959	117	HALL	45.036	8	29	CRIPPS	1:46.938	1:47.074	0.136
9	162	COOPER	1:02.819	162	COOPER	45.116	9	162	COOPER	1:47.935	1:47.936	0.001
10	60	GOUGH	1:03.796	60	GOUGH	45.209	10	60	GOUGH	1:49.005	1:49.237	0.232
11	333	STUBBERFIELD	1:04.213	26	LEE	45.908	11	333	STUBBERFIELD	1:50.297	1:50.297	0.000
12	46	MARSHALL	1:04.318	333	STUBBERFIELD	46.084	12	26	LEE	1:50.345	1:50.667	0.322
13	26	LEE	1:04.437	72	HAMILTON	46.764	13	46	MARSHALL	1:51.198	1:51.818	0.620
14	72	HAMILTON	1:04.946	46	MARSHALL	46.880	14	72	HAMILTON	1:51.710	1:51.977	0.267
15	199	FROST	1:06.626	199	FROST	47.012	15	199	FROST	1:53.638	1:53.731	0.093
16	42	PEARSON	1:08.423	42	PEARSON	49.047	16	42	PEARSON	1:57.470	1:57.470	0.000
17	73	TURNER	1:10.658	73	TURNER	51.607	17	73	TURNER	2:02.265	2:03.803	1.538
18	77	COLLINS	1:13.901	77	COLLINS	51.702	18	77	COLLINS	2:05.603	2:05.769	0.166
19	100	MELHUISH	1:14.221	100	MELHUISH	53.094	19	100	MELHUISH	2:07.315	2:08.118	0.803
20							20	22	BALLERINI		1:44.778	

BMCRC - MRO Championships 2023 - Rnd 5 @ Cadwell Park

DFDS Yamaha Past Masters

RACE 8 - STATISTICS

Competitors Started	20
Planned Start	2023-07-02 @ 13:40:00.000
Actual Start	2023-07-02 @ 13:45:15.880
Finish Time	2023-07-02 @ 14:05:45.704
Track Length	2.1800mi.
Total Laps	191
Total Distance Covered	416.3835mi.

Session Fastest Lap History

NO	CL	NAME	LAP TIME	TIME OF DAY	LAP	VEHICLE
51		Kevin WHOLEY	1:41.602	13:48:44.864	2	Yamaha TZR
13		Doug EDMONDSON	1:41.596	13:50:26.798	3	Yamaha TZR250
13		Doug EDMONDSON	1:41.245	13:52:08.043	4	Yamaha TZR250
13		Doug EDMONDSON	1:41.157	14:00:39.622	9	Yamaha TZR250

Session Leader History

NO	CL	NAME	FROM LAP	LAPS LED	DISTANCE	VEHICLE
13		Doug EDMONDSON	1	1	2.18 miles	Yamaha TZR250
51		Kevin WHOLEY	2	2	4.36 miles	Yamaha TZR
13		Doug EDMONDSON	4	1	2.18 miles	Yamaha TZR250
51		Kevin WHOLEY	5	1	2.18 miles	Yamaha TZR
13		Doug EDMONDSON	6	1	2.18 miles	Yamaha TZR250
51		Kevin WHOLEY	7	4	8.72 miles	Yamaha TZR
13		Doug EDMONDSON	11	1	2.18 miles	Yamaha TZR250
51		Kevin WHOLEY	12	1	2.18 miles	Yamaha TZR

Flag History

TYPE	TIME OF DAY
GREEN	13:45:15.880
FINISH	14:05:45.704

Flag Statistics

TYPE	COUNT	TOTAL LAPS	TOTAL TIME
Green	1	12	22:26.267
Red	0	0	0.000
Safety Car	0	0	0.000
FCY	0	0	0.000

BMCRC - MRO Championships 2023 - Rnd 5 @ Cadwell Park

DFDS Yamaha Past Masters

RACE 8 - STATISTICS

CLASS :

11 Starters

Fastest Lap History

NO	NAME	LAP TIME	TIME OF DAY	LAP	VEHICLE
51	Kevin WHOLEY	1:41.602	13:48:44.864	2	Yamaha TZR
13	Doug EDMONDSON	1:41.596	13:50:26.798	3	Yamaha TZR250
13	Doug EDMONDSON	1:41.245	13:52:08.043	4	Yamaha TZR250
13	Doug EDMONDSON	1:41.157	14:00:39.622	9	Yamaha TZR250

Leader History

NO	NAME	FROM LAP	LAPS LED	DISTANCE	VEHICLE
13	Doug EDMONDSON	1	1	2.18 miles	Yamaha TZR250
51	Kevin WHOLEY	2	2	4.36 miles	Yamaha TZR
13	Doug EDMONDSON	4	1	2.18 miles	Yamaha TZR250
51	Kevin WHOLEY	5	1	2.18 miles	Yamaha TZR
13	Doug EDMONDSON	6	1	2.18 miles	Yamaha TZR250
51	Kevin WHOLEY	7	4	8.72 miles	Yamaha TZR
13	Doug EDMONDSON	11	1	2.18 miles	Yamaha TZR250
51	Kevin WHOLEY	12	1	2.18 miles	Yamaha TZR

BMCRC - MRO Championships 2023 - Rnd 5 @ Cadwell Park

DFDS Yamaha Past Masters

RACE 8 - STATISTICS

CLASS : C

8 Starters

Fastest Lap History

NO	NAME	LAP TIME	TIME OF DAY	LAP	VEHICLE
60	Danny GOUGH	1:50.099	13:49:02.322	2	Yamaha TZR 250
60	Danny GOUGH	1:49.237	13:50:51.560	3	Yamaha TZR 250

Leader History

NO	NAME	FROM LAP	LAPS LED	DISTANCE	VEHICLE
60	Danny GOUGH	1	12	26.16 miles	Yamaha TZR 250

BMCRC - MRO Championships 2023 - Rnd 5 @ Cadwell Park

DFDS Yamaha Past Masters

RACE 8 - STATISTICS

CLASS : R

1 Starters

Fastest Lap History

NO	NAME	LAP TIME	TIME OF DAY	LAP	VEHICLE
100	Stuart MELHUISH	2:09.954	13:49:45.106	2	Yamaha TZR 250
100	Stuart MELHUISH	2:09.447	13:51:54.553	3	Yamaha TZR 250
100	Stuart MELHUISH	2:09.149	14:00:35.202	7	Yamaha TZR 250
100	Stuart MELHUISH	2:08.118	14:02:43.320	8	Yamaha TZR 250

Leader History

NO	NAME	FROM LAP	LAPS LED	DISTANCE	VEHICLE
100	Stuart MELHUISH	1	10	21.80 miles	Yamaha TZR 250