



BMCRC-MRO CHAMPIONSHIPS

2023

Round 2
Pembrey
8th / 9th April 2023



Timing & Results Provided by Timing Solutions Ltd

www.tsl-timing.com

illuminate~~e~~design

ILLUMINATE DESIGN 250 MZ & BLUE HAZE GPF



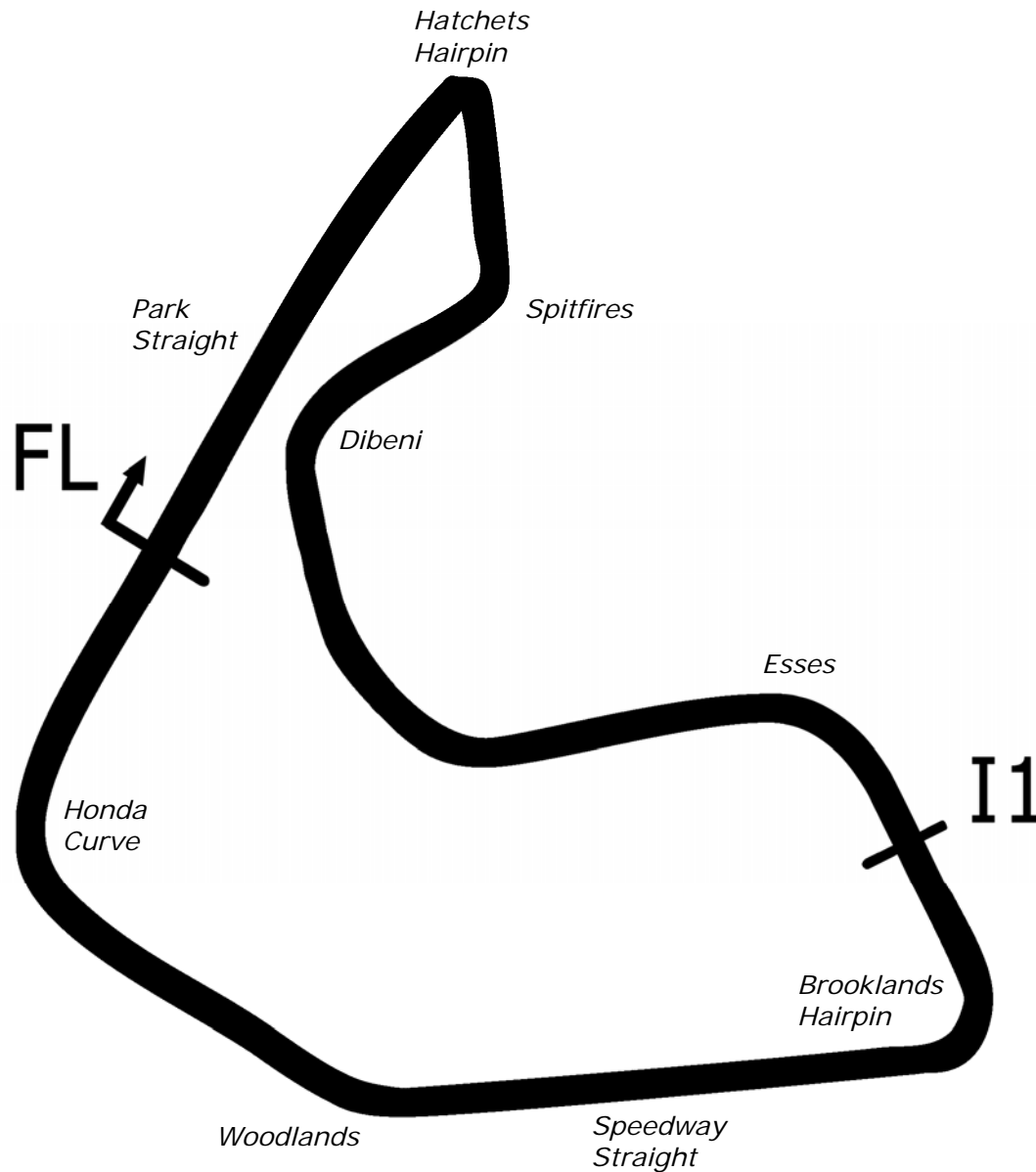
BMCRC-MRO Championships - Round 2
Pembrey
8th / 9th April 2023



Timing & Results Provided by Timing Solutions Ltd

www.tsl-timing.com

Pembrey National



Length	1.4560 miles	2343.2 m	
FL		51.70587 N	4.32386 W
I1	1223m	51.70430 N	4.31667 W
Pit Entry	2067m	51.70391 N	4.32452 W
Pit Exit	100m after FL	51.70664 N	4.32301 W
Pit Entry–Pit Exit	337m, 24.3s @50kph,	20.2s @60kph	

All results available at www.tsl-timing.com

BMCRC - MRO Championships 2023 - Rnd 2 @ Pembrey

Illuminate Design 250MZs & Blue Haze GPF 2-Stroke

QUALIFYING - CLASSIFICATION

POS	NO	CL	PIC NAME	ENTRY	TIME	ON	LAPS	GAP	DIFF	MPH
1	28	GPF	1 Liam McCARTER	Yamaha TZR - Katie McCarter	1:07.692	10	11			77.43
2	18	GPF	2 David BALL	Yamaha TZR250F3 - Gardiner Page and Roe pension c	1:08.311	6	11	0.619	0.619	76.73
3	70	GPF	3 Andrew BURSCOUGH	Yamaha YPVS 350 - Mad biker designs/Martitanium	1:09.691	8	11	1.999	1.380	75.21
4	85	MZ	1 Andrew WALES	MZ ETZ 250 - Illuminated Design LTD	1:10.008	10	10	2.316	0.317	74.87
5	17	GPF	4 Pete FISHWICK	-	1:10.353	10	10	2.661	0.345	74.50
6	60	GPF	5 Danny GOUGH	-	1:10.599	9	10	2.907	0.246	74.24
7	72	GPF	6 John HAMILTON	Yamaha TRZ250 - LW Racing	1:10.694	5	10	3.002	0.095	74.14
8	69	MZ	2 Alexander MANN	MZ TS 250 - HS RACING	1:10.972	6	11	3.280	0.278	73.85
9	26	GPF	7 Damian LEE	Yamaha TZR250 - Leed Autos	1:11.261	7	10	3.569	0.289	73.55
10	95	MZ	3 Christopher ROGERS	MZ ETZ 250 - CB Racing	1:11.385	8	11	3.693	0.124	73.42
11	199	GPF	8 Michael FROST	Yamaha TZ250 4DP -	1:11.463	7	10	3.771	0.078	73.34
12	13	MZ	4 Gordon RYAN	MZ ETZ250 - Prism Work Psychology	1:12.329	8	11	4.637	0.866	72.46
13	96	MZ	5 Chris KENT	MZ ETZ 250 -	1:12.639	7	11	4.947	0.310	72.15
14	39	GPF	9 Robert KEOGH	Yamaha TZR250 -	1:13.055	5	10	5.363	0.416	71.74
15	75	MZ	6 Peter WOODALL	MZ ETZ 250 - Online Lubricants	1:13.287	5	5	5.595	0.232	71.52
16	47	GPF	10 Roy ALDERSLADE	Yamaha TZR250 -	1:14.020	4	10	6.328	0.733	70.81
17	565	MZ	7 Louis KERSHAW	MZ ETZ250 - Walkers Campers	1:14.175	9	10	6.483	0.155	70.66
18	7	MZ	8 John ASHMEAD	MZ ETZ250 -	1:14.773	6	8	7.081	0.598	70.10
19	22	MZ	9 Simon FINCH	MZ ETZ250 - BlueCloud Projects Ltd	1:15.442	5	6	7.750	0.669	69.47
20	162	GPF	11 Darren COOPER	Yamaha TZR250 - Twistgrip Motorcycles	1:15.608	4	10	7.916	0.166	69.32
21	42	GPF	12 Martin PEARSON	Yamaha TZR250 -	1:16.962	10	10	9.270	1.354	68.10
22	8	MZ	10 Rich ASKEW	MZ ETZ250 - L+R construction	1:17.279	3	10	9.587	0.317	67.82
23	66	MZ	11 Graeme LEWIS	MZ ETZ250 - DND Racing Components Eng	1:17.433	2	10	9.741	0.154	67.69
24	56	MZ	12 Russell TURNER	MZ ETZ250 - TT Racing	1:17.945	7	8	10.253	0.512	67.24
25	566	MZ	13 Michael WILBY	MZ ETZ 250 - Sziler UK	1:18.215	7	10	10.523	0.270	67.01
26	14*	MZ	14 Andy MARKS	MZ ETZ250 - Kingpin Components	1:18.844	2	3	11.152	0.629	66.48
27	6*	MZ	15 Paul ANSELL	MZ ETZ250 -	1:26.435	9	9	18.743	7.591	60.64
28	24	MZ	16 Tony PARKER	MZ ETZ250 - Cancer Research UK	1:27.011	2	3	19.319	0.576	60.24

Bikes 6 & 14 - Please fit a working transponder

Weather / Track : Cloudy / Dry

These results are provisional until the conclusion of any judicial and technical matters.

Pembrey National: 1.4560 miles

Date: 08/04/2023 Start: 09:14 Finish: 09:27

Clerk Of Course :	Stewards :	Timekeeper : Sarah Evans
-------------------	------------	--------------------------

Results can be found at www.tsl-timing.com

Printed - 09:30 Saturday, 08 April 2023



BMCRC - MRO Championships 2023 - Rnd 2 @ Pembrey

Illuminate Design 250MZs & Blue Haze GPF 2-Strokes

QUALIFYING - SECTOR ANALYSIS



SECTOR 1 = FL to I1, SECTOR 2 = I1 to FL, DIFF = Difference To Personal Best Lap, P = Crossed Finish Line in Pit Lane, D = Time Disallowed

P1 28 GPF Liam McCARTER			Yamaha TZR - Katie McCarter			
IDEAL LAP TIME : 1:07.387		BEST LAP TIME : 1:07.692		DIFFERENCE : 0.305		
LAP	SECTOR 1	SECTOR 2	LAP TIME	MPH	DIFF	TIME OF DAY
1 -	43.494	31.905	1:15.399	69.51	7.707	09:16:47.864
2 -	39.029	31.348	1:10.377	74.47	2.685	09:17:58.241
3 -	38.354	30.644	1:08.998	75.96	1.306	09:19:07.239
4 -	38.526	30.468	1:08.994	75.97	1.302	09:20:16.233
5 -	38.535	30.117	1:08.652	76.35	0.960	09:21:24.885
6 -	40.497	31.543	1:12.040	72.75	4.348	09:22:36.925
7 -	37.634	30.310	1:07.944 (3)	77.14	0.252	09:23:44.869
8 -	38.352	30.659	1:09.011	75.95	1.319	09:24:53.880
9 -	37.618	30.323	1:07.941 (2)	77.14	0.249	09:26:01.821
10 -	37.337	30.355	1:07.692 (1)	77.43		09:27:09.513
11 -	37.270	32.350	1:09.620	75.28	1.928	09:28:19.133

P2 18 GPF David BALL			Yamaha TZR250F3 - Gardiner Page and Roe pension consultan			
IDEAL LAP TIME : 1:08.311		BEST LAP TIME : 1:08.311		DIFFERENCE : 0.000		
LAP	SECTOR 1	SECTOR 2	LAP TIME	MPH	DIFF	TIME OF DAY
1 -	47.105	34.576	1:21.681	64.17	13.370	09:16:16.038
2 -	40.738	31.398	1:12.136	72.66	3.825	09:17:28.174
3 -	39.657	30.900	1:10.557	74.28	2.246	09:18:38.731
4 -	38.667	31.359	1:10.026	74.85	1.715	09:19:48.757
5 -	37.932	30.709	1:08.641 (2)	76.36	0.330	09:20:57.398
6 -	37.927	30.384	1:08.311 (1)	76.73		09:22:05.709
7 -	39.192	31.193	1:10.385	74.47	2.074	09:23:16.094
8 -	38.558	31.181	1:09.739	75.16	1.428	09:24:25.833
9 -	38.890	30.994	1:09.884	75.00	1.573	09:25:35.717
10 -	38.326	30.777	1:09.103	75.85	0.792	09:26:44.820
11 -	38.125	30.671	1:08.796 (3)	76.19	0.485	09:27:53.616

P3 70 GPF Andrew BURSCOUGH			Yamaha YPVS 350 - Mad biker designs/Martitanium			
IDEAL LAP TIME : 1:09.393		BEST LAP TIME : 1:09.691		DIFFERENCE : 0.298		
LAP	SECTOR 1	SECTOR 2	LAP TIME	MPH	DIFF	TIME OF DAY
1 -	47.256	34.937	1:22.193	63.77	12.502	09:16:16.181
2 -	41.880	32.312	1:14.192	70.64	4.501	09:17:30.373
3 -	39.902	31.488	1:11.390	73.42	1.699	09:18:41.763
4 -	40.069	31.190	1:11.259	73.55	1.568	09:19:53.022
5 -	38.821	31.126	1:09.947 (3)	74.93	0.256	09:21:02.969
6 -	39.416	30.876	1:10.292	74.56	0.601	09:22:13.261
7 -	39.046	31.134	1:10.180	74.68	0.489	09:23:23.441
8 -	38.962	30.729	1:09.691 (1)	75.21		09:24:33.132
9 -	39.172	30.653	1:09.825 (2)	75.06	0.134	09:25:42.957
10 -	38.969	32.457	1:11.426	73.38	1.735	09:26:54.383
11 -	39.592	30.572	1:10.164	74.70	0.473	09:28:04.547

P4 85 MZ Andrew WALES			MZ ETZ 250 - Illuminated Design LTD			
IDEAL LAP TIME : 1:10.004		BEST LAP TIME : 1:10.008		DIFFERENCE : 0.004		
LAP	SECTOR 1	SECTOR 2	LAP TIME	MPH	DIFF	TIME OF DAY
1 -	40.615	32.031	1:12.646	72.15	2.638	09:16:43.067
2 -	38.791	32.068	1:10.859	73.97	0.851	09:17:53.926
3 -	39.261	32.920	1:12.181	72.61	2.173	09:19:06.107
4 -	39.228	31.997	1:11.225	73.59	1.217	09:20:17.332
5 -	39.600	33.001	1:12.601	72.19	2.593	09:21:29.933
6 -	38.424	31.682	1:10.106 (2)	74.76	0.098	09:22:40.039
7 -	39.447	32.576	1:12.023	72.77	2.015	09:23:52.062
8 -	38.733	36.082	1:14.815	70.06	4.807	09:25:06.877
9 -	38.764	31.670	1:10.434 (3)	74.41	0.426	09:26:17.311
10 -	38.334	31.674	1:10.008 (1)	74.87		09:27:27.319

BMCRC - MRO Championships 2023 - Rnd 2 @ Pembrey

Illuminate Design 250MZs & Blue Haze GPF 2-Stroke

QUALIFYING - SECTOR ANALYSIS



SECTOR 1 = FL to I1, SECTOR 2 = I1 to FL, DIFF = Difference To Personal Best Lap, P = Crossed Finish Line in Pit Lane, D = Time Disallowed

P5		17 GPF		Pete FISHWICK		-	
IDEAL LAP TIME : 1:10.320		BEST LAP TIME : 1:10.353		DIFFERENCE : 0.033			
LAP	SECTOR 1	SECTOR 2	LAP TIME	MPH	DIFF	TIME OF DAY	
1 -	43.584	32.994	1:16.578	68.44	6.225	09:16:45.483	
2 -	40.788	31.794	1:12.582	72.21	2.229	09:17:58.065	
3 -	39.523	32.707	1:12.230	72.56	1.877	09:19:10.295	
4 -	39.952	32.199	1:12.151	72.64	1.798	09:20:22.446	
5 -	40.273	32.077	1:12.350	72.44	1.997	09:21:34.796	
6 -	39.721	32.025	1:11.746	73.05	1.393	09:22:46.542	
7 -	39.478	31.248	1:10.726 (3)	74.11	0.373	09:23:57.268	
8 -	41.548	31.684	1:13.232	71.57	2.879	09:25:10.500	
9 -	39.453	31.058	1:10.511 (2)	74.33	0.158	09:26:21.011	
10 -	39.262	31.091	1:10.353 (1)	74.50		09:27:31.364	

P6		60 GPF		Danny GOUGH		-	
IDEAL LAP TIME : 1:10.514		BEST LAP TIME : 1:10.599		DIFFERENCE : 0.085			
LAP	SECTOR 1	SECTOR 2	LAP TIME	MPH	DIFF	TIME OF DAY	
1 -	47.076	35.613	1:22.689	63.38	12.090	09:16:31.348	
2 -	42.718	32.960	1:15.678	69.26	5.079	09:17:47.026	
3 -	40.616	33.085	1:13.701	71.11	3.102	09:19:00.727	
4 -	39.557	31.698	1:11.255 (3)	73.56	0.656	09:20:11.982	
5 -	40.028	31.883	1:11.911	72.89	1.312	09:21:23.893	
6 -	41.845	33.259	1:15.104	69.79	4.505	09:22:38.997	
7 -	40.172	32.380	1:12.552	72.24	1.953	09:23:51.549	
8 -	39.120	31.585	1:10.705 (2)	74.13	0.106	09:25:02.254	
9 -	39.205	31.394	1:10.599 (1)	74.24		09:26:12.853	
10 -	40.021	31.516	1:11.537	73.27	0.938	09:27:24.390	

P7		72 GPF		John HAMILTON		Yamaha TRZ250 - LW Racing	
IDEAL LAP TIME : 1:09.885		BEST LAP TIME : 1:10.694		DIFFERENCE : 0.809			
LAP	SECTOR 1	SECTOR 2	LAP TIME	MPH	DIFF	TIME OF DAY	
1 -	43.143	33.611	1:16.754	68.29	6.060	09:16:32.001	
2 -	42.477	33.594	1:16.071	68.90	5.377	09:17:48.072	
3 -	42.928	31.572	1:14.500	70.35	3.806	09:19:02.572	
4 -	39.863	30.925	1:10.788 (2)	74.04	0.094	09:20:13.360	
5 -	38.968	31.726	1:10.694 (1)	74.14		09:21:24.054	
6 -	40.868	32.567	1:13.435	71.37	2.741	09:22:37.489	
7 -	38.960	32.376	1:11.336 (3)	73.47	0.642	09:23:48.825	
8 -	39.609	32.154	1:11.763	73.04	1.069	09:25:00.588	
9 -	40.378	31.780	1:12.158	72.64	1.464	09:26:12.746	
10 -	39.504	31.992	1:11.496	73.31	0.802	09:27:24.242	

P8		69 MZ		Alexander MANN		MZ TS 250 - HS RACING	
IDEAL LAP TIME : 1:10.851		BEST LAP TIME : 1:10.972		DIFFERENCE : 0.121			
LAP	SECTOR 1	SECTOR 2	LAP TIME	MPH	DIFF	TIME OF DAY	
1 -	43.379	34.249	1:17.628	67.52	6.656	09:16:06.180	
2 -	40.089	32.662	1:12.751	72.04	1.779	09:17:18.931	
3 -	39.832	32.031	1:11.863 (3)	72.93	0.891	09:18:30.794	
4 -	39.661	32.823	1:12.484	72.31	1.512	09:19:43.278	
5 -	38.963	32.353	1:11.316 (2)	73.49	0.344	09:20:54.594	
6 -	39.084	31.888	1:10.972 (1)	73.85		09:22:05.566	
7 -	39.731	32.927	1:12.658	72.14	1.686	09:23:18.224	
8 -	39.494	32.627	1:12.121	72.67	1.149	09:24:30.345	
9 -	40.708	32.011	1:12.719	72.08	1.747	09:25:43.064	
10 -	41.694	32.747	1:14.441	70.41	3.469	09:26:57.505	
11 -	40.337	33.032	1:13.369	71.44	2.397	09:28:10.874	

BMCRC - MRO Championships 2023 - Rnd 2 @ Pembrey

Illuminate Design 250MZs & Blue Haze GPF 2-Stroke

QUALIFYING - SECTOR ANALYSIS



SECTOR 1 = FL to I1, SECTOR 2 = I1 to FL, DIFF = Difference To Personal Best Lap, P = Crossed Finish Line in Pit Lane, D = Time Disallowed

P9 26 GPF		Damian LEE		Yamaha TZR250 - Leed Autos			
IDEAL LAP TIME : 1:10.960		BEST LAP TIME : 1:11.261		DIFFERENCE : 0.301			
LAP	SECTOR 1	SECTOR 2	LAP TIME	MPH	DIFF	TIME OF DAY	
1 -	47.177	35.938	1:23.115	63.06	11.854	09:16:30.906	
2 -	42.068	33.837	1:15.905	69.05	4.644	09:17:46.811	
3 -	40.393	32.170	1:12.563	72.23	1.302	09:18:59.374	
4 -	39.801	32.574	1:12.375	72.42	1.114	09:20:11.749	
5 -	39.714	31.992	1:11.706 (3)	73.09	0.445	09:21:23.455	
6 -	41.105	32.663	1:13.768	71.05	2.507	09:22:37.223	
7 -	38.970	32.291	1:11.261 (1)	73.55		09:23:48.484	
8 -	39.731	32.162	1:11.893	72.90	0.632	09:25:00.377	
9 -	40.223	31.990	1:12.213	72.58	0.952	09:26:12.590	
10 -	39.317	32.060	1:11.377 (2)	73.43	0.116	09:27:23.967	

P10 95 MZ		Christopher ROGERS		MZ ETZ 250 - CB Racing			
IDEAL LAP TIME : 1:11.248		BEST LAP TIME : 1:11.385		DIFFERENCE : 0.137			
LAP	SECTOR 1	SECTOR 2	LAP TIME	MPH	DIFF	TIME OF DAY	
1 -	43.682	34.424	1:18.106	67.10	6.721	09:16:06.057	
2 -	40.444	32.535	1:12.979	71.82	1.594	09:17:19.036	
3 -	40.089	32.572	1:12.661	72.13	1.276	09:18:31.697	
4 -	40.240	33.243	1:13.483	71.33	2.098	09:19:45.180	
5 -	40.749	32.397	1:13.146	71.65	1.761	09:20:58.326	
6 -	39.565	32.003	1:11.568 (3)	73.23	0.183	09:22:09.894	
7 -	39.245	32.172	1:11.417 (2)	73.39	0.032	09:23:21.311	
8 -	39.259	32.126	1:11.385 (1)	73.42		09:24:32.696	
9 -	39.971	32.781	1:12.752	72.04	1.367	09:25:45.448	
10 -	47.749	33.690	1:21.439	64.36	10.054	09:27:06.887	
11 -	39.383	38.879	1:18.262	66.97	6.877	09:28:25.149	

P11 199 GPF		Michael FROST		Yamaha TZ250 4DP -			
IDEAL LAP TIME : 1:11.179		BEST LAP TIME : 1:11.463		DIFFERENCE : 0.284			
LAP	SECTOR 1	SECTOR 2	LAP TIME	MPH	DIFF	TIME OF DAY	
1 -	48.624	35.681	1:24.305	62.17	12.842	09:17:06.099	
2 -	42.222	34.411	1:16.633	68.39	5.170	09:18:22.732	
3 -	41.763	32.826	1:14.589	70.27	3.126	09:19:37.321	
4 -	40.643	33.510	1:14.153	70.68	2.690	09:20:51.474	
5 -	40.133	32.448	1:12.581	72.21	1.118	09:22:04.055	
6 -	41.063	32.522	1:13.585	71.23	2.122	09:23:17.640	
7 -	39.902	31.561	1:11.463 (1)	73.34		09:24:29.103	
8 -	39.618	31.847	1:11.465 (2)	73.34	0.002	09:25:40.568	
9 -	40.351	32.935	1:13.286	71.52	1.823	09:26:53.854	
10 -	40.674	31.596	1:12.270 (3)	72.52	0.807	09:28:06.124	

P12 13 MZ		Gordon RYAN		MZ ETZ250 - Prism Work Psychology			
IDEAL LAP TIME : 1:12.329		BEST LAP TIME : 1:12.329		DIFFERENCE : 0.000			
LAP	SECTOR 1	SECTOR 2	LAP TIME	MPH	DIFF	TIME OF DAY	
1 -	41.898	34.041	1:15.939	69.02	3.610	09:16:01.616	
2 -	40.373	33.538	1:13.911	70.91	1.582	09:17:15.527	
3 -	40.108	33.569	1:13.677	71.14	1.348	09:18:29.204	
4 -	40.403	33.826	1:14.229	70.61	1.900	09:19:43.433	
5 -	40.263	34.075	1:14.338	70.51	2.009	09:20:57.771	
6 -	40.697	32.982	1:13.679	71.14	1.350	09:22:11.450	
7 -	39.720	33.018	1:12.738 (2)	72.06	0.409	09:23:24.188	
8 -	39.498	32.831	1:12.329 (1)	72.46		09:24:36.517	
9 -	40.492	32.925	1:13.417 (3)	71.39	1.088	09:25:49.934	
10 -	42.116	33.413	1:15.529	69.39	3.200	09:27:05.463	
11 -	40.479	34.174	1:14.653	70.21	2.324	09:28:20.116	

BMCRC - MRO Championships 2023 - Rnd 2 @ Pembrey

Illuminate Design 250MZs & Blue Haze GPF 2-Stroke

QUALIFYING - SECTOR ANALYSIS



SECTOR 1 = FL to I1, SECTOR 2 = I1 to FL, DIFF = Difference To Personal Best Lap, P = Crossed Finish Line in Pit Lane, D = Time Disallowed

P13 96 MZ Chris KENT			MZ ETZ 250 -			
IDEAL LAP TIME : 1:12.639		BEST LAP TIME : 1:12.639		DIFFERENCE : 0.000		
LAP	SECTOR 1	SECTOR 2	LAP TIME	MPH	DIFF	TIME OF DAY
1 -			1:16.792	68.25	4.153	09:16:02.625
2 -			1:14.470	70.38	1.831	09:17:17.095
3 -			1:13.851	70.97	1.212	09:18:30.946
4 -			1:14.121	70.71	1.482	09:19:45.067
5 -			1:13.774	71.04	1.135	09:20:58.841
6 -	40.248	33.010	1:13.258	71.54	0.619	09:22:12.099
7 -	39.801	32.838	1:12.639 (1)	72.15		09:23:24.738
8 -			1:13.237 (2)	71.57	0.598	09:24:37.975
9 -	40.316	32.978	1:13.294	71.51	0.655	09:25:51.269
10 -	40.521	33.535	1:14.056	70.77	1.417	09:27:05.325
11 -			1:13.255 (3)	71.55	0.616	09:28:18.580

P14 39 GPF Robert KEOGH			Yamaha TZR250 -			
IDEAL LAP TIME : 1:12.020		BEST LAP TIME : 1:13.055		DIFFERENCE : 1.035		
LAP	SECTOR 1	SECTOR 2	LAP TIME	MPH	DIFF	TIME OF DAY
1 -	47.494	41.845	1:29.339	58.67	16.284	09:16:34.133
2 -	44.515	34.641	1:19.156	66.21	6.101	09:17:53.289
3 -	43.296	36.560	1:19.856	65.63	6.801	09:19:13.145
4 -	43.519	33.510	1:17.029	68.04	3.974	09:20:30.174
5 -	40.517	32.538	1:13.055 (1)	71.74		09:21:43.229
6 -	44.427	39.148	1:23.575	62.71	10.520	09:23:06.804
7 -	40.776	33.163	1:13.939	70.89	0.884	09:24:20.743
8 -	41.333	32.339	1:13.672 (3)	71.14	0.617	09:25:34.415
9 -	40.870	33.516	1:14.386	70.46	1.331	09:26:48.801
10 -	39.681	33.634	1:13.315 (2)	71.49	0.260	09:28:02.116

P15 75 MZ Peter WOODALL			MZ ETZ 250 - Online Lubricants			
IDEAL LAP TIME : 1:13.287		BEST LAP TIME : 1:13.287		DIFFERENCE : 0.000		
LAP	SECTOR 1	SECTOR 2	LAP TIME	MPH	DIFF	TIME OF DAY
1 -	47.071	35.016	1:22.087	63.85	8.800	09:16:20.622
2 -	42.324	34.035	1:16.359	68.64	3.072	09:17:36.981
3 -	40.655	33.186	1:13.841 (3)	70.98	0.554	09:18:50.822
4 -	40.454	33.198	1:13.652 (2)	71.16	0.365	09:20:04.474
5 -	40.120	33.167	1:13.287 (1)	71.52		09:21:17.761

P16 47 GPF Roy ALDERSLADE			Yamaha TZR250 -			
IDEAL LAP TIME : 1:14.020		BEST LAP TIME : 1:14.020		DIFFERENCE : 0.000		
LAP	SECTOR 1	SECTOR 2	LAP TIME	MPH	DIFF	TIME OF DAY
1 -	48.296	34.208	1:22.504	63.53	8.484	09:16:17.397
2 -	42.835	32.943	1:15.778	69.17	1.758	09:17:33.175
3 -	41.662	32.819	1:14.481 (2)	70.37	0.461	09:18:47.656
4 -	41.203	32.817	1:14.020 (1)	70.81		09:20:01.676
5 -	46.868	33.872	1:20.740	64.91	6.720	09:21:22.416
6 -	44.231	33.653	1:17.884	67.30	3.864	09:22:40.300
7 -	42.478	33.277	1:15.755	69.19	1.735	09:23:56.055
8 -	43.148	33.708	1:16.856	68.20	2.836	09:25:12.911
9 -	42.019	33.362	1:15.381	69.53	1.361	09:26:28.292
10 -	42.032	33.288	1:15.320 (3)	69.59	1.300	09:27:43.612

BMCRC - MRO Championships 2023 - Rnd 2 @ Pembrey

Illuminate Design 250MZs & Blue Haze GPF 2-Strokes

QUALIFYING - SECTOR ANALYSIS



SECTOR 1 = FL to I1, SECTOR 2 = I1 to FL, DIFF = Difference To Personal Best Lap, P = Crossed Finish Line in Pit Lane, D = Time Disallowed

P17 565 MZ		Louis KERSHAW		MZ ETZ250 - Walkers Campers			
IDEAL LAP TIME : 1:13.897		BEST LAP TIME : 1:14.175		DIFFERENCE : 0.278			
LAP	SECTOR 1	SECTOR 2	LAP TIME	MPH	DIFF	TIME OF DAY	
1 -	52.107	39.041	1:31.148	57.50	16.973	09:16:23.112	
2 -	47.605	37.777	1:25.382	61.38	11.207	09:17:48.494	
3 -	45.479	36.255	1:21.734	64.12	7.559	09:19:10.228	
4 -	42.376	34.476	1:16.852	68.20	2.677	09:20:27.080	
5 -	42.994	34.724	1:17.718	67.44	3.543	09:21:44.798	
6 -	42.767	35.026	1:17.793	67.37	3.618	09:23:02.591	
7 -	41.245	34.481	1:15.726	69.21	1.551	09:24:18.317	
8 -	40.910	33.622	1:14.532 (3)	70.32	0.357	09:25:32.849	
9 -	40.645	33.530	1:14.175 (1)	70.66		09:26:47.024	
10 -	40.367	34.035	1:14.402 (2)	70.44	0.227	09:28:01.426	

P18 7 MZ		John ASHMEAD		MZ ETZ250 -			
IDEAL LAP TIME : 1:14.654		BEST LAP TIME : 1:14.773		DIFFERENCE : 0.119			
LAP	SECTOR 1	SECTOR 2	LAP TIME	MPH	DIFF	TIME OF DAY	
1 -	44.514	34.364	1:18.878	66.45	4.105	09:16:07.602	
2 -	42.435	33.994	1:16.429	68.58	1.656	09:17:24.031	
3 -	41.687	34.867	1:16.554	68.46	1.781	09:18:40.585	
4 -	42.089	33.622	1:15.711	69.23	0.938	09:19:56.296	
5 -	41.415	33.933	1:15.348 (3)	69.56	0.575	09:21:11.644	
6 -	41.032	33.741	1:14.773 (1)	70.10		09:22:26.417	
7 -	41.186	33.779	1:14.965 (2)	69.92	0.192	09:23:41.382	
8 -	41.647	33.819	1:15.466	69.45	0.693	09:24:56.848	

P19 22 MZ		Simon FINCH		MZ ETZ250 - BlueCloud Projects Ltd			
IDEAL LAP TIME : 1:15.257		BEST LAP TIME : 1:15.442		DIFFERENCE : 0.185			
LAP	SECTOR 1	SECTOR 2	LAP TIME	MPH	DIFF	TIME OF DAY	
1 -	48.594	35.083	1:23.677	62.64	8.235	09:16:22.633	
2 -	44.486	34.863	1:19.349	66.05	3.907	09:17:41.982	
3 -	42.086	34.694	1:16.780 (3)	68.26	1.338	09:18:58.762	
4 -	42.456	34.382	1:16.838	68.21	1.396	09:20:15.600	
5 -	41.566	33.876	1:15.442 (1)	69.47		09:21:31.042	
6 -	41.381	34.214	1:15.595 (2)	69.33	0.153	09:22:46.637	

P20 162 GPF		Darren COOPER		Yamaha TZR250 - Twistgrip Motorcycles			
IDEAL LAP TIME : 1:15.480		BEST LAP TIME : 1:15.608		DIFFERENCE : 0.128			
LAP	SECTOR 1	SECTOR 2	LAP TIME	MPH	DIFF	TIME OF DAY	
1 -	45.753	34.166	1:19.919	65.58	4.311	09:16:50.757	
2 -	42.667	33.650	1:16.317	68.68	0.709	09:18:07.074	
3 -	42.203	33.606	1:15.809 (2)	69.14	0.201	09:19:22.883	
4 -	42.331	33.277	1:15.608 (1)	69.32		09:20:38.491	
5 -	42.336	34.003	1:16.339	68.66	0.731	09:21:54.830	
6 -	42.929	34.163	1:17.092	67.99	1.484	09:23:11.922	
7 -	42.637	34.396	1:17.033	68.04	1.425	09:24:28.955	
8 -	42.931	33.396	1:16.327	68.67	0.719	09:25:45.282	
9 -	42.373	33.439	1:15.812 (3)	69.13	0.204	09:27:01.094	
10 -	43.238	33.879	1:17.117	67.96	1.509	09:28:18.211	

BMCRC - MRO Championships 2023 - Rnd 2 @ Pembrey

Illuminate Design 250MZs & Blue Haze GPF 2-Strokes

QUALIFYING - SECTOR ANALYSIS



SECTOR 1 = FL to I1, SECTOR 2 = I1 to FL, DIFF = Difference To Personal Best Lap, P = Crossed Finish Line in Pit Lane, D = Time Disallowed

P21 42 GPF Martin PEARSON			Yamaha TZR250 -			
IDEAL LAP TIME : 1:16.821		BEST LAP TIME : 1:16.962		DIFFERENCE : 0.141		
LAP	SECTOR 1	SECTOR 2	LAP TIME	MPH	DIFF	TIME OF DAY
1 -	47.395	35.919	1:23.314	62.91	6.352	09:16:15.342
2 -	46.236	36.304	1:22.540	63.50	5.578	09:17:37.882
3 -	46.063	37.165	1:23.228	62.97	6.266	09:19:01.110
4 -	44.946	34.867	1:19.813	65.67	2.851	09:20:20.923
5 -	44.653	34.731	1:19.384	66.02	2.422	09:21:40.307
6 -	44.410	34.668	1:19.078	66.28	2.116	09:22:59.385
7 -	43.856	36.414	1:20.270	65.29	3.308	09:24:19.655
8 -	43.270	33.779	1:17.049 (2)	68.02	0.087	09:25:36.704
9 -	43.293	34.514	1:17.807 (3)	67.36	0.845	09:26:54.511
10 -	43.042	33.920	1:16.962 (1)	68.10		09:28:11.473

P22 8 MZ Rich ASKEW			MZ ETZ250 - L+R construction			
IDEAL LAP TIME : 1:17.184		BEST LAP TIME : 1:17.279		DIFFERENCE : 0.095		
LAP	SECTOR 1	SECTOR 2	LAP TIME	MPH	DIFF	TIME OF DAY
1 -	44.071	35.652	1:19.723	65.74	2.444	09:16:05.865
2 -	42.899	35.054	1:17.953 (2)	67.24	0.674	09:17:23.818
3 -	42.585	34.694	1:17.279 (1)	67.82		09:18:41.097
4 -	43.092	35.418	1:18.510	66.76	1.231	09:19:59.607
5 -	42.826	35.282	1:18.108 (3)	67.10	0.829	09:21:17.715
6 -	42.490	36.470	1:18.960	66.38	1.681	09:22:36.675
7 -	43.318	35.428	1:18.746	66.56	1.467	09:23:55.421
8 -	44.243	36.298	1:20.541	65.07	3.262	09:25:15.962
9 -	42.886	35.830	1:18.716	66.58	1.437	09:26:34.678
10 -	43.319	36.030	1:19.349	66.05	2.070	09:27:54.027

P23 66 MZ Graeme LEWIS			MZ ETZ250 - DND Racing Components Eng			
IDEAL LAP TIME : 1:16.870		BEST LAP TIME : 1:17.433		DIFFERENCE : 0.563		
LAP	SECTOR 1	SECTOR 2	LAP TIME	MPH	DIFF	TIME OF DAY
1 -	44.303	35.357	1:19.660	65.79	2.227	09:16:05.992
2 -	42.520	34.913	1:17.433 (1)	67.69		09:17:23.425
3 -	41.957	35.519	1:17.476 (2)	67.65	0.043	09:18:40.901
4 -	42.868	35.374	1:18.242	66.99	0.809	09:19:59.143
5 -	42.703	35.413	1:18.116	67.10	0.683	09:21:17.259
6 -	42.735	36.591	1:19.326	66.07	1.893	09:22:36.585
7 -	42.314	36.149	1:18.463	66.80	1.030	09:23:55.048
8 -	43.504	35.682	1:19.186	66.19	1.753	09:25:14.234
9 -	42.362	35.559	1:17.921	67.26	0.488	09:26:32.155
10 -	42.390	35.409	1:17.799 (3)	67.37	0.366	09:27:49.954

P24 56 MZ Russell TURNER			MZ ETZ250 - TT Racing			
IDEAL LAP TIME : 1:17.717		BEST LAP TIME : 1:17.945		DIFFERENCE : 0.228		
LAP	SECTOR 1	SECTOR 2	LAP TIME	MPH	DIFF	TIME OF DAY
1 -	48.430	39.567	1:27.997	59.56	10.052	09:16:16.675
2 -	45.970	36.665	1:22.635	63.43	4.690	09:17:39.310
3 -	44.916	37.802	1:22.718	63.36	4.773	09:19:02.028
4 -	44.762	36.109	1:20.871	64.81	2.926	09:20:22.899
5 -	44.281	35.534	1:19.815	65.67	1.870	09:21:42.714
6 -	44.290	35.406	1:19.696 (3)	65.76	1.751	09:23:02.410
7 -	43.038	34.907	1:17.945 (1)	67.24		09:24:20.355
8 -	42.810	35.377	1:18.187 (2)	67.03	0.242	09:25:38.542

BMCRC - MRO Championships 2023 - Rnd 2 @ Pembrey

Illuminate Design 250MZs & Blue Haze GPF 2-Strokes

QUALIFYING - SECTOR ANALYSIS



SECTOR 1 = FL to I1, SECTOR 2 = I1 to FL, DIFF = Difference To Personal Best Lap, P = Crossed Finish Line in Pit Lane, D = Time Disallowed

P25		566 MZ		Michael WILBY		MZ ETZ 250 - Sziler UK	
IDEAL LAP TIME : 1:18.020		BEST LAP TIME : 1:18.215		DIFFERENCE : 0.195			
LAP	SECTOR 1	SECTOR 2	LAP TIME	MPH	DIFF	TIME OF DAY	
1 -	52.680	37.577	1:30.257	58.07	12.042	09:16:23.832	
2 -	46.999	37.000	1:23.999	62.40	5.784	09:17:47.831	
3 -	44.482	35.121	1:19.603	65.84	1.388	09:19:07.434	
4 -	43.567	34.771	1:18.338 (2)	66.91	0.123	09:20:25.772	
5 -	44.077	35.316	1:19.393	66.02	1.178	09:21:45.165	
6 -	43.249	35.403	1:18.652 (3)	66.64	0.437	09:23:03.817	
7 -	43.333	34.882	1:18.215 (1)	67.01		09:24:22.032	
8 -	43.616	35.251	1:18.867	66.46	0.652	09:25:40.899	
9 -	43.713	35.209	1:18.922	66.41	0.707	09:26:59.821	
10 -	44.753	35.075	1:19.828	65.66	1.613	09:28:19.649	

P26		14 MZ		Andy MARKS		MZ ETZ250 - Kingpin Components	
IDEAL LAP TIME :		BEST LAP TIME : 1:18.844		DIFFERENCE :			
LAP	SECTOR 1	SECTOR 2	LAP TIME	MPH	DIFF	TIME OF DAY	
1 -			1:20.278 (2)	65.29	1.434	09:16:06.918	
2 -			1:18.844 (1)	66.48		09:17:25.762	
3 -			1:22.304 (3)	63.68	3.460	09:18:48.066	

P27		6 MZ		Paul ANSELL		MZ ETZ250 -	
IDEAL LAP TIME :		BEST LAP TIME : 1:26.435		DIFFERENCE :			
LAP	SECTOR 1	SECTOR 2	LAP TIME	MPH	DIFF	TIME OF DAY	
1 -			1:34.287	55.59	7.852	09:16:28.466	
2 -			1:29.989	58.24	3.554	09:17:58.455	
3 -			1:28.941	58.93	2.506	09:19:27.396	
4 -			1:30.392	57.98	3.957	09:20:57.788	
5 -			1:28.128 (3)	59.47	1.693	09:22:25.917	
6 -			1:29.134	58.80	2.699	09:23:55.051	
7 -			1:28.563	59.18	2.128	09:25:23.615	
8 -			1:26.899 (2)	60.31	0.464	09:26:50.514	
9 -			1:26.435 (1)	60.64		09:28:16.949	

P28		24 MZ		Tony PARKER		MZ ETZ250 - Cancer Research UK	
IDEAL LAP TIME : 1:24.961		BEST LAP TIME : 1:27.011		DIFFERENCE : 2.050			
LAP	SECTOR 1	SECTOR 2	LAP TIME	MPH	DIFF	TIME OF DAY	
1 -	50.351	39.089	1:29.440 (2)	58.60	2.429	09:16:19.966	
2 -	48.677	38.334	1:27.011 (1)	60.24		09:17:46.977	
3 -	46.627	50.216	1:36.843 (3)	54.12	9.832	09:19:23.820	

BMCRC - MRO Championships 2023 - Rnd 2 @ Pembrey

Illuminate Design 250MZs & Blue Haze GPF 2-Strokes

QUALIFYING - BEST SECTORS

SECTOR 1			SECTOR 2			IDEAL / BEST COMPARISON						
POS	NO	NAME	TIME	NO	NAME	TIME	POS	NO	NAME	IDEAL	BEST	DIFF
									PERFECT LAP	1:07.387		
1	28	McCARTER	37.270	28	McCARTER	30.117	1	28	McCARTER	1:07.387	1:07.692	0.305
2	18	BALL	37.927	18	BALL	30.384	2	18	BALL	1:08.311	1:08.311	0.000
3	85	WALES	38.334	70	BURSCOUGH	30.572	3	70	BURSCOUGH	1:09.393	1:09.691	0.298
4	70	BURSCOUGH	38.821	72	HAMILTON	30.925	4	72	HAMILTON	1:09.885	1:10.694	0.809
5	72	HAMILTON	38.960	17	FISHWICK	31.058	5	85	WALES	1:10.004	1:10.008	0.004
6	69	MANN	38.963	60	GOUGH	31.394	6	17	FISHWICK	1:10.320	1:10.353	0.033
7	26	LEE	38.970	199	FROST	31.561	7	60	GOUGH	1:10.514	1:10.599	0.085
8	60	GOUGH	39.120	85	WALES	31.670	8	69	MANN	1:10.851	1:10.972	0.121
9	95	ROGERS	39.245	69	MANN	31.888	9	26	LEE	1:10.960	1:11.261	0.301
10	17	FISHWICK	39.262	26	LEE	31.990	10	199	FROST	1:11.179	1:11.463	0.284
11	13	RYAN	39.498	95	ROGERS	32.003	11	95	ROGERS	1:11.248	1:11.385	0.137
12	199	FROST	39.618	39	KEOGH	32.339	12	39	KEOGH	1:12.020	1:13.055	1.035
13	39	KEOGH	39.681	47	ALDERSLADE	32.817	13	13	RYAN	1:12.329	1:12.329	0.000
14	96	KENT	39.801	13	RYAN	32.831	14	96	KENT	1:12.639	1:12.639	0.000
15	75	WOODALL	40.120	96	KENT	32.838	15	75	WOODALL	1:13.287	1:13.287	0.000
16	565	KERSHAW	40.367	75	WOODALL	33.167	16	565	KERSHAW	1:13.897	1:14.175	0.278
17	7	ASHMEAD	41.032	162	COOPER	33.277	17	47	ALDERSLADE	1:14.020	1:14.020	0.000
18	47	ALDERSLADE	41.203	565	KERSHAW	33.530	18	7	ASHMEAD	1:14.654	1:14.773	0.119
19	22	FINCH	41.381	7	ASHMEAD	33.622	19	22	FINCH	1:15.257	1:15.442	0.185
20	66	LEWIS	41.957	42	PEARSON	33.779	20	162	COOPER	1:15.480	1:15.608	0.128
21	162	COOPER	42.203	22	FINCH	33.876	21	42	PEARSON	1:16.821	1:16.962	0.141
22	8	ASKEW	42.490	8	ASKEW	34.694	22	66	LEWIS	1:16.870	1:17.433	0.563
23	56	TURNER	42.810	566	WILBY	34.771	23	8	ASKEW	1:17.184	1:17.279	0.095
24	42	PEARSON	43.042	56	TURNER	34.907	24	56	TURNER	1:17.717	1:17.945	0.228
25	566	WILBY	43.249	66	LEWIS	34.913	25	566	WILBY	1:18.020	1:18.215	0.195
26	24	PARKER	46.627	24	PARKER	38.334	26	24	PARKER	1:24.961	1:27.011	2.050
27							27	14	MARKS		1:18.844	
28							28	6	ANSELL		1:26.435	

BMCRC - MRO Championships 2023 - Rnd 2 @ Pembrey

Illuminate Design 250MZs & Blue Haze GPF 2-Stroke

QUALIFYING - STATISTICS

Competitors Started	28
Planned Start	2023-04-08 @ 09:17:00.000
Actual Start	2023-04-08 @ 09:14:27.587
Finish Time	2023-04-08 @ 09:27:16.963
Track Length	1.4560mi.
Total Laps	259
Total Distance Covered	377.1040mi.

Session Fastest Lap History

NO	CL	NAME	LAP TIME	TIME OF DAY	LAP	VEHICLE
13	MZ	Gordon RYAN	1:15.939	09:16:01.653	1	MZ ETZ250
85	MZ	Andrew WALES	1:12.646	09:16:43.102	1	MZ ETZ 250
18	GPF	David BALL	1:12.136	09:17:28.205	2	Yamaha TZR250F3
85	MZ	Andrew WALES	1:10.859	09:17:53.961	2	MZ ETZ 250
28	GPF	Liam McCARTER	1:10.377	09:17:58.264	2	Yamaha TZR
28	GPF	Liam McCARTER	1:08.998	09:19:07.253	3	Yamaha TZR
28	GPF	Liam McCARTER	1:08.994	09:20:16.247	4	Yamaha TZR
18	GPF	David BALL	1:08.641	09:20:57.430	5	Yamaha TZR250F3
18	GPF	David BALL	1:08.311	09:22:05.741	6	Yamaha TZR250F3
28	GPF	Liam McCARTER	1:07.944	09:23:44.883	7	Yamaha TZR
28	GPF	Liam McCARTER	1:07.941	09:26:01.834	9	Yamaha TZR
28	GPF	Liam McCARTER	1:07.692	09:27:09.527	10	Yamaha TZR

Flag History

TYPE	TIME OF DAY
GREEN	09:14:27.587
FINISH	09:27:16.963

Flag Statistics

TYPE	COUNT	TOTAL LAPS	TOTAL TIME
Green	1	11	14:58.105
Red	0	0	0.000
Safety Car	0	0	0.000
FCY	0	0	0.000

BMCRC - MRO Championships 2023 - Rnd 2 @ Pembrey

Illuminate Design 250MZs & Blue Haze GPF 2-Stroke

QUALIFYING - STATISTICS

CLASS : GPF

12 Starters

Fastest Lap History

NO	NAME	LAP TIME	TIME OF DAY	LAP	VEHICLE
42	Martin PEARSON	1:23.314	09:16:15.382	1	Yamaha TZR250
18	David BALL	1:21.681	09:16:16.072	1	Yamaha TZR250F3
72	John HAMILTON	1:16.754	09:16:32.036	1	Yamaha TRZ250
17	Pete FISHWICK	1:16.578	09:16:45.517	1	
28	Liam McCARTER	1:15.399	09:16:47.877	1	Yamaha TZR
18	David BALL	1:12.136	09:17:28.205	2	Yamaha TZR250F3
28	Liam McCARTER	1:10.377	09:17:58.264	2	Yamaha TZR
28	Liam McCARTER	1:08.998	09:19:07.253	3	Yamaha TZR
28	Liam McCARTER	1:08.994	09:20:16.247	4	Yamaha TZR
18	David BALL	1:08.641	09:20:57.430	5	Yamaha TZR250F3
18	David BALL	1:08.311	09:22:05.741	6	Yamaha TZR250F3
28	Liam McCARTER	1:07.944	09:23:44.883	7	Yamaha TZR
28	Liam McCARTER	1:07.941	09:26:01.834	9	Yamaha TZR
28	Liam McCARTER	1:07.692	09:27:09.527	10	Yamaha TZR

BMCRC - MRO Championships 2023 - Rnd 2 @ Pembrey

Illuminate Design 250MZs & Blue Haze GPF 2-Stroke

QUALIFYING - STATISTICS

CLASS : MZ

16 Starters

Fastest Lap History

NO	NAME	LAP TIME	TIME OF DAY	LAP	VEHICLE
13	Gordon RYAN	1:15.939	09:16:01.653	1	MZ ETZ250
85	Andrew WALES	1:12.646	09:16:43.102	1	MZ ETZ 250
85	Andrew WALES	1:10.859	09:17:53.961	2	MZ ETZ 250
85	Andrew WALES	1:10.106	09:22:40.074	6	MZ ETZ 250
85	Andrew WALES	1:10.008	09:27:27.353	10	MZ ETZ 250

BMCRC - MRO Championships 2023 - Rnd 2 @ Pembrey

Illuminate Design 250MZs & Blue Haze GPF 2-Stroke

RACE 2 - GRID (8 Laps)

ROW 11	1	1	31	24	Tony PARKER	1:27.011						
ROW 10	30	6	Paul ANSELL	1:26.435	29	14	Andy MARKS	1:18.844	28	566	Michael WILBY	1:18.215
ROW 9	27	56	Russell TURNER	1:17.945	26	66	Graeme LEWIS	1:17.433	25	8	Rich ASKEW	1:17.279
ROW 8	24	22	Simon FINCH	1:15.442	23	7	John ASHMEAD	1:14.773	22	565	Louis KERSHAW	1:14.175
ROW 7	21	75	Peter WOODALL	1:13.287	20	96	Chris KENT	1:12.639	19	13	Gordon RYAN	1:12.329
ROW 6	18	95	Christopher ROGERS	1:11.385	17	69	Alexander MANN	1:10.972	16	85	Andrew WALES	1:10.008
ROW 5	15				14				13			
ROW 4	12	42	Martin PEARSON	1:16.962	11	162	Darren COOPER	1:15.608	10	47	Roy ALDERSLADE	1:14.020
ROW 3	9	39	Robert KEOGH	1:13.055	8	199	Michael FROST	1:11.463	7	26	Damian LEE	1:11.261
ROW 2	6	72	John HAMILTON	1:10.694	5	60	Danny GOUGH	1:10.599	4	17	Pete FISHWICK	1:10.353
ROW 1	3	70	Andrew BURSCOUGH	1:09.691	2	18	David BALL	1:08.311	1	28	Liam McCARTER	1:07.692
Pole												

Pembrey National: 1.4560 miles

These results are provisional until the conclusion of any judicial and technical matters.

Clerk Of Course :	Stewards :	Timekeeper : Sarah Evans
-------------------	------------	--------------------------

Results can be found at www.tsl-timing.com

Printed - 09:33 Saturday, 08 April 2023



BMCRC - MRO Championships 2023 - Rnd 2 @ Pembrey

Illuminate Design 250MZs & Blue Haze GPF 2-Stroke

RACE 2 - CLASSIFICATION

POS	NO	CL	PIC NAME	ENTRY	LAPS	TIME	GAP	DIFF	MPH	BEST	ON
1	18	GPF	1 David BALL	Yamaha TZR250F3 - Gardiner Page and Roe pensic	8	9:04.207			77.05	1:06.714	6
2	70	GPF	2 Andrew BURSCOUGH	Yamaha YPVS 350 - Mad biker designs/Martitanium	8	9:07.171	2.964	2.964	76.63	1:07.240	7
3	28	GPF	3 Liam McCARTER	Yamaha TZR - Katie McCarter	8	9:13.954	9.747	6.783	75.69	1:08.170	3
4	26	GPF	4 Damian LEE	Yamaha TZR250 - Leed Autos	8	9:19.069	14.862	5.115	75.00	1:08.321	6
5	72	GPF	5 John HAMILTON	Yamaha TRZ250 - LW Racing	8	9:20.486	16.279	1.417	74.81	1:08.023	6
6	39	GPF	6 Robert KEOGH	Yamaha TZR250 -	8	9:23.269	19.062	2.783	74.44	1:08.397	2
7	17	GPF	7 Pete FISHWICK	-	8	9:26.126	21.919	2.857	74.06	1:09.608	2
8	199	GPF	8 Michael FROST	Yamaha TZ250 4DP -	8	9:29.299	25.092	3.173	73.65	1:09.477	8
9	60	GPF	9 Danny GOUGH	-	8	9:29.478	25.271	0.179	73.63	1:09.070	8
10	42	GPF	10 Martin PEARSON	Yamaha TZR250 -	8	9:44.545	40.338	15.067	71.73	1:10.676	6
11	47	GPF	11 Roy ALDERSLADE	Yamaha TZR250 -	8	9:46.019	41.812	1.474	71.55	1:10.923	2
12	85	MZ	1 Andrew WALES	MZ ETZ 250 - Illuminated Design LTD	8	9:48.892	44.685	2.873	71.20	1:09.905	3
13	162	GPF	12 Darren COOPER	Yamaha TZR250 - Twistgrip Motorcycles	8	9:51.000	46.793	2.108	70.95	1:12.377	2
14	69	MZ	2 Alexander MANN	MZ TS 250 - HS RACING	8	9:53.336	49.129	2.336	70.67	1:10.649	8
15	95	MZ	3 Christopher ROGERS	MZ ETZ 250 - CB Racing	8	9:53.450	49.243	0.114	70.65	1:10.553	3
16	96	MZ	4 Chris KENT	MZ ETZ 250 -	8	10:10.417	1:06.210	16.967	68.69	1:12.457	2
17	13	MZ	5 Gordon RYAN	MZ ETZ250 - Prism Work Psychology	8	10:11.012	1:06.805	0.595	68.62	1:13.007	2
18	75	MZ	6 Peter WOODALL	MZ ETZ 250 - Online Lubricants	8	10:12.837	1:08.630	1.825	68.42	1:12.135	6
19	7	MZ	7 John ASHMEAD	MZ ETZ250 -	8	10:14.473	1:10.266	1.636	68.24	1:11.773	2
20	565	MZ	8 Louis KERSHAW	MZ ETZ250 - Walkers Campers	8	10:14.744	1:10.537	0.271	68.21	1:12.731	7
21	14	MZ	9 Andy MARKS	MZ ETZ250 - Kingpin Components	7	9:12.648	1 Lap	1 Lap	66.39	1:14.321	2
22	22	MZ	10 Simon FINCH	MZ ETZ250 - BlueCloud Projects Ltd	7	9:17.915	1 Lap	5.267	65.76	1:15.056	2
23	8	MZ	11 Rich ASKEW	MZ ETZ250 - L+R construction	7	9:28.552	1 Lap	10.637	64.53	1:17.213	3
24	66*	MZ	12 Graeme LEWIS	MZ ETZ250 - DND Racing Components Eng	7	9:33.799	1 Lap	5.247	63.94	1:17.708	6
25	566	MZ	13 Michael WILBY	MZ ETZ 250 - Sziler UK	7	9:44.696	1 Lap	10.897	62.75	1:18.503	2
26	24	MZ	14 Tony PARKER	MZ ETZ250 - Cancer Research UK	7	10:23.223	1 Lap	38.527	58.87	1:23.132	7

NOT CLASSIFIED

DNF	56	MZ	Russell TURNER	MZ ETZ250 - TT Racing	3	4:20.065	5 Laps	4 Laps	60.46	1:17.543	2
DNF	6	MZ	Paul ANSELL	MZ ETZ250 -	0						

FASTEST LAP

18	GPF	David BALL	Yamaha TZR250F3 - Gardiner Page and Roe pensic	6	1:06.714	78.56 mph	126.44 kph
85	MZ	Andrew WALES	MZ ETZ 250 - Illuminated Design LTD	3	1:09.905	74.98 mph	120.67 kph

Bike 66 - Transponder stopped working
Class GPF - 92.5% of Race Speed = 71.27 mph
Class MZ - 92.5% of Race Speed = 65.86 mph

Weather / Track : Bright / Dry

These results are provisional until the conclusion of any judicial and technical matters.

Race Distance: 8 Laps / 11.64 miles

Pembrey National: 1.4560 miles

Date: 08/04/2023 Start: 11:57 Finish: 12:06

Clerk Of Course :	Stewards :	Timekeeper : Sarah Evans
-------------------	------------	--------------------------

Results can be found at www.tsl-timing.com

Printed - 12:08 Saturday, 08 April 2023



BMCRC - MRO Championships 2023 - Rnd 2 @ Pembrey

Illuminate Design 250MZs & Blue Haze GPF 2-Strokes

RACE 2 - LAP CHART

LAP 1 @ 11:58:22.362

NO	BEHIND	LAP TIME
70		1:12.569
18	0.183	1:12.752
72	1.955	1:14.524
26	2.357	1:14.926
28	2.489	1:15.058
17	2.872	1:15.441
60	5.417	1:17.986
39	5.554	1:18.123
199	5.681	1:18.250
47	7.079	1:19.648
162	8.552	1:21.121
42	9.431	1:22.000
85	22.076	1:34.645
69	22.746	1:35.315
96	23.718	1:36.287
95	23.785	1:36.354
13	24.450	1:37.019
7	24.545	1:37.114
22	26.503	1:39.072
565	26.916	1:39.485
75	28.763	1:41.332
66	29.538	1:42.107
14	29.614	1:42.183
8	29.824	1:42.393
56	31.958	1:44.527
566	34.430	1:46.999
24	36.231	1:48.800

LAP 2 @ 11:59:30.049

NO	BEHIND	LAP TIME
70		1:07.687
18	0.368	1:07.872
72	3.137	1:08.869
28	3.511	1:08.709
26	3.767	1:09.097
17	4.793	1:09.608
39	6.264	1:08.397
60	8.054	1:10.324
199	8.226	1:10.232
47	10.315	1:10.923
162	13.242	1:12.377
42	13.527	1:11.783
85	25.012	1:10.623
69	26.000	1:10.941
95	26.788	1:10.690
96	28.488	1:12.457
7	28.631	1:11.773
13	29.770	1:13.007
565	33.343	1:14.114
22	33.872	1:15.056
75	35.570	1:14.494
14	36.248	1:14.321
66	39.597	1:17.746
8	39.737	1:17.600
56	41.814	1:17.543
566	45.246	1:18.503
24	55.026	1:26.482

LAP 3 @ 12:00:37.775

NO	BEHIND	LAP TIME
70		1:07.726
18	0.164	1:07.522

28	3.955	1:08.170
72	5.080	1:09.669
26	5.745	1:09.704
17	6.698	1:09.631
39	7.063	1:08.525
60	10.486	1:10.158
199	10.691	1:10.191
47	14.590	1:12.001
162	18.017	1:12.501
42	18.349	1:12.548
85	27.191	1:09.905
95	29.615	1:10.553
69	29.975	1:11.701
96	34.276	1:13.514
7	34.760	1:13.855
13	35.245	1:13.201
565	39.633	1:14.016
75	41.548	1:13.704
22	43.701	1:17.555
14	43.943	1:15.421
8	49.224	1:17.213
66	51.339	1:19.468
56	52.083	1:17.995
566	56.890	1:19.370

LAP 4 @ 12:01:45.803

NO	BEHIND	LAP TIME
18		1:07.864
70	0.131	1:08.159
28	4.435	1:08.508
26	7.086	1:09.369
72	7.577	1:10.525
24	1 Lap	1:28.649
17	8.912	1:10.242
39	9.491	1:10.456
60	13.254	1:10.796
199	13.431	1:10.768
47	19.176	1:12.614
42	22.679	1:12.358
162	23.274	1:13.285
85	29.353	1:10.190
95	32.280	1:10.693
69	33.131	1:11.184
7	39.896	1:13.164
96	39.897	1:13.649
13	40.279	1:13.062
565	45.720	1:14.115
75	46.040	1:12.520
14	51.761	1:15.846
22	52.603	1:16.930
8	59.291	1:18.095
66	1:02.609	1:19.298

LAP 5 @ 12:02:52.538

NO	BEHIND	LAP TIME
18		1:06.735
70	1.170	1:07.774
566	1 Lap	1:20.629
28	6.151	1:08.451
26	8.712	1:08.361
72	9.650	1:08.808
39	11.789	1:09.033
17	12.164	1:09.987
60	17.328	1:10.809
199	17.488	1:10.792

47	25.367	1:12.926
42	28.113	1:12.169
24	1 Lap	1:27.087
162	29.275	1:12.736
85	33.476	1:10.858
95	36.393	1:10.848
69	37.600	1:11.204
96	47.228	1:14.066
13	47.359	1:13.815
7	47.593	1:14.432
75	52.476	1:13.171
565	52.760	1:13.775
14	1:00.399	1:15.373
22	1:02.347	1:16.479

LAP 6 @ 12:03:59.252

NO	BEHIND	LAP TIME
18		1:06.714
70	2.437	1:07.981
8	1 Lap	1:17.601
28	7.843	1:08.406
66	1 Lap	1:19.351
26	10.319	1:08.321
72	10.959	1:08.023
39	13.661	1:08.586
17	15.712	1:10.262
566	1 Lap	1:19.875
199	20.259	1:09.485
60	21.318	1:10.704
47	31.343	1:12.690
42	32.075	1:10.676
162	35.751	1:13.190
85	37.336	1:10.574
95	40.846	1:11.167
69	42.394	1:11.508
24	1 Lap	1:24.305
13	54.074	1:13.429
96	54.111	1:13.597
7	54.738	1:13.859
75	57.897	1:12.135
565	59.338	1:13.292

LAP 7 @ 12:05:06.841

NO	BEHIND	LAP TIME
18		1:07.589
14	1 Lap	1:15.022
70	2.088	1:07.240
22	1 Lap	1:16.134
28	8.481	1:08.227
26	13.115	1:10.385
8	1 Lap	1:18.166
72	14.534	1:11.164
39	15.470	1:09.398
17	18.374	1:10.251
66	1 Lap	1:17.708
199	22.774	1:10.104
60	23.360	1:09.631
566	1 Lap	1:19.111
47	36.170	1:12.416
42	36.383	1:11.897
85	40.537	1:10.790
162	41.190	1:13.028
95	45.059	1:11.802
69	45.639	1:10.834
96	1:00.496	1:13.974

13	1:00.628	1:14.143
7	1:01.970	1:14.821
75	1:02.818	1:12.510
24	1 Lap	1:24.768
565	1:04.480	1:12.731

LAP 8 @ 12:06:14.000

NO	BEHIND	LAP TIME
18		1:07.159
70	2.964	1:08.035
14	1 Lap	1:14.482
28	9.747	1:08.425
22	1 Lap	1:16.689
26	14.862	1:08.906
72	16.279	1:08.904
39	19.062	1:10.751
17	21.919	1:10.704
8	1 Lap	1:17.484
199	25.092	1:09.477
60	25.271	1:09.070
66	1 Lap	1:18.121
42	40.338	1:11.114
566	1 Lap	1:20.209
47	41.812	1:12.801
85	44.685	1:11.307
162	46.793	1:12.762
69	49.129	1:10.649
95	49.243	1:11.343
96	1:06.210	1:12.873
13	1:06.805	1:13.336
75	1:08.630	1:12.971
7	1:10.266	1:15.455
565	1:10.537	1:13.216
24	1 Lap	1:23.132

BMCRC - MRO Championships 2023 - Rnd 2 @ Pembrey

Illuminate Design 250MZs & Blue Haze GPF 2-Strokes

RACE 2 - POSITION CHART

No	Name	Lap								
		Pos	1	2	3	4	5	6	7	8
28	McCARTER	1	70	70	70	18	18	18	18	18
18	BALL	2	18	18	18	70	70	70	70	70
70	BURSCOUGH	3	72	72	28	28	28	28	28	28
17	FISHWICK	4	26	28	72	26	26	26	26	26
60	GOUGH	5	28	26	26	72	72	72	72	72
72	HAMILTON	6	17	17	17	17	39	39	39	39
26	LEE	7	60	39	39	39	17	17	17	17
199	FROST	8	39	60	60	60	60	199	199	199
39	KEOGH	9	199	199	199	199	199	60	60	60
47	ALDERSLADE	10	47	47	47	47	47	47	47	42
162	COOPER	11	162	162	162	42	42	42	42	47
42	PEARSON	12	42	42	42	162	162	162	85	85
85	WALES	13	85	85	85	85	85	85	162	162
69	MANN	14	69	69	95	95	95	95	95	69
95	ROGERS	15	96	95	69	69	69	69	69	95
13	RYAN	16	95	96	96	7	96	13	96	96
96	KENT	17	13	7	7	96	13	96	13	13
75	WOODALL	18	7	13	13	13	7	7	7	75
565	KERSHAW	19	22	565	565	565	75	75	75	7
7	ASHMEAD	20	565	22	75	75	565	565	565	565
22	FINCH	21	75	75	22	14	14	14	14	14
8	ASKEW	22	66	14	14	22	22	22	22	22
66	LEWIS	23	14	66	8	8	8	8	8	8
56	TURNER	24	8	8	66	66	66	66	66	66
566	WILBY	25	56	56	56	566	566	566	566	566
14	MARKS	26	566	566	566	24	24	24	24	24
6	ANSELL	27	24	24	24					
24	PARKER	28								

BMCRC - MRO Championships 2023 - Rnd 2 @ Pembrey

Illuminate Design 250MZs & Blue Haze GPF 2-Strokes

RACE 2 - SECTOR ANALYSIS



SECTOR 1 = FL to I1, SECTOR 2 = I1 to FL, DIFF = Difference To Personal Best Lap, P = Crossed Finish Line in Pit Lane, D = Time Disallowed

P1 18 GPF David BALL		Yamaha TZR250F3 - Gardiner Page and Roe pension consultan				
IDEAL LAP TIME : 1:06.471		BEST LAP TIME : 1:06.714		DIFFERENCE : 0.243		
LAP	SECTOR 1	SECTOR 2	LAP TIME	MPH	DIFF	TIME OF DAY
1 -		30.364	1:12.752	72.04	6.038	11:58:22.545
2 -	37.639	30.233	1:07.872	77.22	1.158	11:59:30.417
3 -	37.590	29.932	1:07.522	77.62	0.808	12:00:37.939
4 -	37.194	30.670	1:07.864	77.23	1.150	12:01:45.803
5 -	36.889	29.846	1:06.735 (2)	78.54	0.021	12:02:52.538
6 -	36.625	30.089	1:06.714 (1)	78.56		12:03:59.252
7 -	37.425	30.164	1:07.589	77.55	0.875	12:05:06.841
8 -	37.284	29.875	1:07.159 (3)	78.04	0.445	12:06:14.000

P2 70 GPF Andrew BURSCOUGH		Yamaha YPVS 350 - Mad biker designs/Martitanium				
IDEAL LAP TIME : 1:07.192		BEST LAP TIME : 1:07.240		DIFFERENCE : 0.048		
LAP	SECTOR 1	SECTOR 2	LAP TIME	MPH	DIFF	TIME OF DAY
1 -		29.905	1:12.569	72.22	5.329	11:58:22.362
2 -	37.580	30.107	1:07.687 (2)	77.43	0.447	11:59:30.049
3 -	37.714	30.012	1:07.726 (3)	77.39	0.486	12:00:37.775
4 -	37.649	30.510	1:08.159	76.90	0.919	12:01:45.934
5 -	37.347	30.427	1:07.774	77.33	0.534	12:02:53.708
6 -	37.578	30.403	1:07.981	77.10	0.741	12:04:01.689
7 -	37.287	29.953	1:07.240 (1)	77.95		12:05:08.929
8 -	37.987	30.048	1:08.035	77.04	0.795	12:06:16.964

P3 28 GPF Liam McCARTER		Yamaha TZR - Katie McCarter				
IDEAL LAP TIME : 1:07.667		BEST LAP TIME : 1:08.170		DIFFERENCE : 0.503		
LAP	SECTOR 1	SECTOR 2	LAP TIME	MPH	DIFF	TIME OF DAY
1 -		31.039	1:15.058	69.83	6.888	11:58:24.851
2 -	38.316	30.393	1:08.709	76.28	0.539	11:59:33.560
3 -	37.889	30.281	1:08.170 (1)	76.89		12:00:41.730
4 -	37.891	30.617	1:08.508	76.51	0.338	12:01:50.238
5 -	38.098	30.353	1:08.451	76.57	0.281	12:02:58.689
6 -	37.511	30.895	1:08.406 (3)	76.62	0.236	12:04:07.095
7 -	38.071	30.156	1:08.227 (2)	76.82	0.057	12:05:15.322
8 -	37.798	30.627	1:08.425	76.60	0.255	12:06:23.747

P4 26 GPF Damian LEE		Yamaha TZR250 - Leed Autos				
IDEAL LAP TIME : 1:08.136		BEST LAP TIME : 1:08.321		DIFFERENCE : 0.185		
LAP	SECTOR 1	SECTOR 2	LAP TIME	MPH	DIFF	TIME OF DAY
1 -		31.429	1:14.926	69.95	6.605	11:58:24.719
2 -	38.231	30.866	1:09.097	75.85	0.776	11:59:33.816
3 -	38.804	30.900	1:09.704	75.19	1.383	12:00:43.520
4 -	37.779	31.590	1:09.369	75.56	1.048	12:01:52.889
5 -	37.643	30.718	1:08.361 (2)	76.67	0.040	12:03:01.250
6 -	37.583	30.738	1:08.321 (1)	76.72		12:04:09.571
7 -	39.401	30.984	1:10.385	74.47	2.064	12:05:19.956
8 -	38.353	30.553	1:08.906 (3)	76.06	0.585	12:06:28.862

P5 72 GPF John HAMILTON		Yamaha TRZ250 - LW Racing				
IDEAL LAP TIME : 1:08.023		BEST LAP TIME : 1:08.023		DIFFERENCE : 0.000		
LAP	SECTOR 1	SECTOR 2	LAP TIME	MPH	DIFF	TIME OF DAY
1 -		30.765	1:14.524	70.33	6.501	11:58:24.317
2 -	38.444	30.425	1:08.869 (3)	76.10	0.846	11:59:33.186
3 -	38.998	30.671	1:09.669	75.23	1.646	12:00:42.855
4 -	38.669	31.856	1:10.525	74.32	2.502	12:01:53.380
5 -	38.337	30.471	1:08.808 (2)	76.17	0.785	12:03:02.188
6 -	37.792	30.231	1:08.023 (1)	77.05		12:04:10.211
7 -	40.517	30.647	1:11.164	73.65	3.141	12:05:21.375
8 -	38.497	30.407	1:08.904	76.07	0.881	12:06:30.279

BMCRC - MRO Championships 2023 - Rnd 2 @ Pembrey

Illuminate Design 250MZs & Blue Haze GPF 2-Strokes

RACE 2 - SECTOR ANALYSIS



SECTOR 1 = FL to I1, SECTOR 2 = I1 to FL, DIFF = Difference To Personal Best Lap, P = Crossed Finish Line in Pit Lane, D = Time Disallowed

P6		39 GPF		Robert KEOGH		Yamaha TZR250 -	
IDEAL LAP TIME : 1:08.368		BEST LAP TIME : 1:08.397		DIFFERENCE : 0.029			
LAP	SECTOR 1	SECTOR 2	LAP TIME	MPH	DIFF	TIME OF DAY	
1 -		31.896	1:18.123	67.09	9.726	11:58:27.916	
2 -	37.953	30.444	1:08.397 (1)	76.63		11:59:36.313	
3 -	37.960	30.565	1:08.525 (2)	76.49	0.128	12:00:44.838	
4 -	38.907	31.549	1:10.456	74.39	2.059	12:01:55.294	
5 -	38.425	30.608	1:09.033	75.92	0.636	12:03:04.327	
6 -	37.924	30.662	1:08.586 (3)	76.42	0.189	12:04:12.913	
7 -	38.533	30.865	1:09.398	75.52	1.001	12:05:22.311	
8 -	39.095	31.656	1:10.751	74.08	2.354	12:06:33.062	

P7		17 GPF		Pete FISHWICK		-	
IDEAL LAP TIME : 1:09.051		BEST LAP TIME : 1:09.608		DIFFERENCE : 0.557			
LAP	SECTOR 1	SECTOR 2	LAP TIME	MPH	DIFF	TIME OF DAY	
1 -		30.926	1:15.441	69.47	5.833	11:58:25.234	
2 -	39.084	30.524	1:09.608 (1)	75.30		11:59:34.842	
3 -	38.723	30.908	1:09.631 (2)	75.27	0.023	12:00:44.473	
4 -	38.851	31.391	1:10.242	74.62	0.634	12:01:54.715	
5 -	38.848	31.139	1:09.987 (3)	74.89	0.379	12:03:04.702	
6 -	38.527	31.735	1:10.262	74.60	0.654	12:04:14.964	
7 -	39.065	31.186	1:10.251	74.61	0.643	12:05:25.215	
8 -	39.135	31.569	1:10.704	74.13	1.096	12:06:35.919	

P8		199 GPF		Michael FROST		Yamaha TZ250 4DP -	
IDEAL LAP TIME : 1:09.399		BEST LAP TIME : 1:09.477		DIFFERENCE : 0.078			
LAP	SECTOR 1	SECTOR 2	LAP TIME	MPH	DIFF	TIME OF DAY	
1 -		32.737	1:18.250	66.98	8.773	11:58:28.043	
2 -	39.253	30.979	1:10.232	74.63	0.755	11:59:38.275	
3 -	38.986	31.205	1:10.191	74.67	0.714	12:00:48.466	
4 -	39.291	31.477	1:10.768	74.06	1.291	12:01:59.234	
5 -	39.446	31.346	1:10.792	74.04	1.315	12:03:10.026	
6 -	38.851	30.634	1:09.485 (2)	75.43	0.008	12:04:19.511	
7 -	39.189	30.915	1:10.104 (3)	74.76	0.627	12:05:29.615	
8 -	38.765	30.712	1:09.477 (1)	75.44		12:06:39.092	

P9		60 GPF		Danny GOUGH		-	
IDEAL LAP TIME : 1:09.070		BEST LAP TIME : 1:09.070		DIFFERENCE : 0.000			
LAP	SECTOR 1	SECTOR 2	LAP TIME	MPH	DIFF	TIME OF DAY	
1 -		32.039	1:17.986	67.21	8.916	11:58:27.779	
2 -	39.016	31.308	1:10.324	74.53	1.254	11:59:38.103	
3 -	38.795	31.363	1:10.158 (3)	74.71	1.088	12:00:48.261	
4 -	39.098	31.698	1:10.796	74.03	1.726	12:01:59.057	
5 -	39.196	31.613	1:10.809	74.02	1.739	12:03:09.866	
6 -	39.688	31.016	1:10.704	74.13	1.634	12:04:20.570	
7 -	38.909	30.722	1:09.631 (2)	75.27	0.561	12:05:30.201	
8 -	38.509	30.561	1:09.070 (1)	75.88		12:06:39.271	

P10		42 GPF		Martin PEARSON		Yamaha TZR250 -	
IDEAL LAP TIME : 1:10.676		BEST LAP TIME : 1:10.676		DIFFERENCE : 0.000			
LAP	SECTOR 1	SECTOR 2	LAP TIME	MPH	DIFF	TIME OF DAY	
1 -		32.116	1:22.000	63.92	11.324	11:58:31.793	
2 -	40.064	31.719	1:11.783 (3)	73.02	1.107	11:59:43.576	
3 -	40.600	31.948	1:12.548	72.25	1.872	12:00:56.124	
4 -	40.564	31.794	1:12.358	72.43	1.682	12:02:08.482	
5 -	40.316	31.853	1:12.169	72.62	1.493	12:03:20.651	
6 -	39.497	31.179	1:10.676 (1)	74.16		12:04:31.327	
7 -	39.725	32.172	1:11.897	72.90	1.221	12:05:43.224	
8 -	39.917	31.197	1:11.114 (2)	73.70	0.438	12:06:54.338	

BMCRC - MRO Championships 2023 - Rnd 2 @ Pembrey

Illuminate Design 250MZs & Blue Haze GPF 2-Strokes

RACE 2 - SECTOR ANALYSIS



SECTOR 1 = FL to I1, SECTOR 2 = I1 to FL, DIFF = Difference To Personal Best Lap, P = Crossed Finish Line in Pit Lane, D = Time Disallowed

P11 47 GPF Roy ALDERSLADE			Yamaha TZR250 -			
IDEAL LAP TIME : 1:10.923		BEST LAP TIME : 1:10.923		DIFFERENCE : 0.000		
LAP	SECTOR 1	SECTOR 2	LAP TIME	MPH	DIFF	TIME OF DAY
1 -		31.478	1:19.648	65.80	8.725	11:58:29.441
2 -	39.595	31.328	1:10.923 (1)	73.90		11:59:40.364
3 -	40.316	31.685	1:12.001 (2)	72.79	1.078	12:00:52.365
4 -	40.507	32.107	1:12.614	72.18	1.691	12:02:04.979
5 -	40.362	32.564	1:12.926	71.87	2.003	12:03:17.905
6 -	40.313	32.377	1:12.690	72.10	1.767	12:04:30.595
7 -	39.880	32.536	1:12.416 (3)	72.38	1.493	12:05:43.011
8 -	40.579	32.222	1:12.801	71.99	1.878	12:06:55.812

P12 85 MZ Andrew WALES			MZ ETZ 250 - Illuminated Design LTD			
IDEAL LAP TIME : 1:09.772		BEST LAP TIME : 1:09.905		DIFFERENCE : 0.133		
LAP	SECTOR 1	SECTOR 2	LAP TIME	MPH	DIFF	TIME OF DAY
1 -		31.832	1:34.645	55.38	24.740	11:58:44.438
2 -	38.957	31.666	1:10.623	74.21	0.718	11:59:55.061
3 -	38.279	31.626	1:09.905 (1)	74.98		12:01:04.966
4 -	38.697	31.493	1:10.190 (2)	74.67	0.285	12:02:15.156
5 -	38.902	31.956	1:10.858	73.97	0.953	12:03:26.014
6 -	38.721	31.853	1:10.574 (3)	74.27	0.669	12:04:36.588
7 -	38.741	32.049	1:10.790	74.04	0.885	12:05:47.378
8 -	38.875	32.432	1:11.307	73.50	1.402	12:06:58.685

P13 162 GPF Darren COOPER			Yamaha TZR250 - Twistgrip Motorcycles			
IDEAL LAP TIME : 1:12.346		BEST LAP TIME : 1:12.377		DIFFERENCE : 0.031		
LAP	SECTOR 1	SECTOR 2	LAP TIME	MPH	DIFF	TIME OF DAY
1 -		32.454	1:21.121	64.61	8.744	11:58:30.914
2 -	40.417	31.960	1:12.377 (1)	72.42		11:59:43.291
3 -	40.453	32.048	1:12.501 (2)	72.29	0.124	12:00:55.792
4 -	41.356	31.929	1:13.285	71.52	0.908	12:02:09.077
5 -	40.492	32.244	1:12.736 (3)	72.06	0.359	12:03:21.813
6 -	40.881	32.309	1:13.190	71.61	0.813	12:04:35.003
7 -	40.637	32.391	1:13.028	71.77	0.651	12:05:48.031
8 -	40.535	32.227	1:12.762	72.03	0.385	12:07:00.793

P14 69 MZ Alexander MANN			MZ TS 250 - HS RACING			
IDEAL LAP TIME : 1:10.542		BEST LAP TIME : 1:10.649		DIFFERENCE : 0.107		
LAP	SECTOR 1	SECTOR 2	LAP TIME	MPH	DIFF	TIME OF DAY
1 -		31.842	1:35.315	54.99	24.666	11:58:45.108
2 -	38.936	32.005	1:10.941 (3)	73.88	0.292	11:59:56.049
3 -	39.550	32.151	1:11.701	73.10	1.052	12:01:07.750
4 -	39.119	32.065	1:11.184	73.63	0.535	12:02:18.934
5 -	38.841	32.363	1:11.204	73.61	0.555	12:03:30.138
6 -	38.983	32.525	1:11.508	73.30	0.859	12:04:41.646
7 -	38.744	32.090	1:10.834 (2)	73.99	0.185	12:05:52.480
8 -	38.700	31.949	1:10.649 (1)	74.19		12:07:03.129

P15 95 MZ Christopher ROGERS			MZ ETZ 250 - CB Racing			
IDEAL LAP TIME : 1:10.323		BEST LAP TIME : 1:10.553		DIFFERENCE : 0.230		
LAP	SECTOR 1	SECTOR 2	LAP TIME	MPH	DIFF	TIME OF DAY
1 -		32.315	1:36.354	54.39	25.801	11:58:46.147
2 -	38.939	31.751	1:10.690 (2)	74.14	0.137	11:59:56.837
3 -	38.592	31.961	1:10.553 (1)	74.29		12:01:07.390
4 -	38.572	32.121	1:10.693 (3)	74.14	0.140	12:02:18.083
5 -	38.611	32.237	1:10.848	73.98	0.295	12:03:28.931
6 -	38.934	32.233	1:11.167	73.65	0.614	12:04:40.098
7 -	39.131	32.671	1:11.802	73.00	1.249	12:05:51.900
8 -	39.013	32.330	1:11.343	73.47	0.790	12:07:03.243

BMCRC - MRO Championships 2023 - Rnd 2 @ Pembrey

Illuminate Design 250MZs & Blue Haze GPF 2-Strokes

RACE 2 - SECTOR ANALYSIS



SECTOR 1 = FL to I1, SECTOR 2 = I1 to FL, DIFF = Difference To Personal Best Lap, P = Crossed Finish Line in Pit Lane, D = Time Disallowed

P16 96 MZ		Chris KENT		MZ ETZ 250 -			
IDEAL LAP TIME : 1:12.448		BEST LAP TIME : 1:12.457		DIFFERENCE : 0.009			
LAP	SECTOR 1	SECTOR 2	LAP TIME	MPH	DIFF	TIME OF DAY	
1 -			1:36.287	54.43	23.830	11:58:46.080	
2 -	39.555	32.902	1:12.457 (1)	72.34		11:59:58.537	
3 -			1:13.514 (3)	71.30	1.057	12:01:12.051	
4 -			1:13.649	71.17	1.192	12:02:25.700	
5 -			1:14.066	70.76	1.609	12:03:39.766	
6 -			1:13.597	71.22	1.140	12:04:53.363	
7 -			1:13.974	70.85	1.517	12:06:07.337	
8 -	39.980	32.893	1:12.873 (2)	71.92	0.416	12:07:20.210	

P17 13 MZ		Gordon RYAN		MZ ETZ250 - Prism Work Psychology			
IDEAL LAP TIME : 1:12.672		BEST LAP TIME : 1:13.007		DIFFERENCE : 0.335			
LAP	SECTOR 1	SECTOR 2	LAP TIME	MPH	DIFF	TIME OF DAY	
1 -		32.601	1:37.019	54.02	24.012	11:58:46.812	
2 -	40.167	32.840	1:13.007 (1)	71.79		11:59:59.819	
3 -	40.164	33.037	1:13.201 (3)	71.60	0.194	12:01:13.020	
4 -	40.071	32.991	1:13.062 (2)	71.74	0.055	12:02:26.082	
5 -	40.378	33.437	1:13.815	71.00	0.808	12:03:39.897	
6 -	40.371	33.058	1:13.429	71.38	0.422	12:04:53.326	
7 -	40.264	33.879	1:14.143	70.69	1.136	12:06:07.469	
8 -	40.379	32.957	1:13.336	71.47	0.329	12:07:20.805	

P18 75 MZ		Peter WOODALL		MZ ETZ 250 - Online Lubricants			
IDEAL LAP TIME : 1:11.864		BEST LAP TIME : 1:12.135		DIFFERENCE : 0.271			
LAP	SECTOR 1	SECTOR 2	LAP TIME	MPH	DIFF	TIME OF DAY	
1 -		34.035	1:41.332	51.72	29.197	11:58:51.125	
2 -	40.998	33.496	1:14.494	70.36	2.359	12:00:05.619	
3 -	40.477	33.227	1:13.704	71.11	1.569	12:01:19.323	
4 -	39.873	32.647	1:12.520 (3)	72.27	0.385	12:02:31.843	
5 -	40.408	32.763	1:13.171	71.63	1.036	12:03:45.014	
6 -	39.428	32.707	1:12.135 (1)	72.66		12:04:57.149	
7 -	39.218	33.292	1:12.510 (2)	72.28	0.375	12:06:09.659	
8 -	40.325	32.646	1:12.971	71.83	0.836	12:07:22.630	

P19 7 MZ		John ASHMEAD		MZ ETZ250 -			
IDEAL LAP TIME : 1:11.629		BEST LAP TIME : 1:11.773		DIFFERENCE : 0.144			
LAP	SECTOR 1	SECTOR 2	LAP TIME	MPH	DIFF	TIME OF DAY	
1 -		32.298	1:37.114	53.97	25.341	11:58:46.907	
2 -	39.331	32.442	1:11.773 (1)	73.03		11:59:58.680	
3 -	40.094	33.761	1:13.855 (3)	70.97	2.082	12:01:12.535	
4 -	40.072	33.092	1:13.164 (2)	71.64	1.391	12:02:25.699	
5 -	40.477	33.955	1:14.432	70.42	2.659	12:03:40.131	
6 -	40.543	33.316	1:13.859	70.96	2.086	12:04:53.990	
7 -	40.572	34.249	1:14.821	70.05	3.048	12:06:08.811	
8 -	40.877	34.578	1:15.455	69.46	3.682	12:07:24.266	

P20 565 MZ		Louis KERSHAW		MZ ETZ250 - Walkers Campers			
IDEAL LAP TIME : 1:12.655		BEST LAP TIME : 1:12.731		DIFFERENCE : 0.076			
LAP	SECTOR 1	SECTOR 2	LAP TIME	MPH	DIFF	TIME OF DAY	
1 -		33.810	1:39.485	52.68	26.754	11:58:49.278	
2 -	40.699	33.415	1:14.114	70.72	1.383	12:00:03.392	
3 -	40.600	33.416	1:14.016	70.81	1.285	12:01:17.408	
4 -	40.709	33.406	1:14.115	70.72	1.384	12:02:31.523	
5 -	40.406	33.369	1:13.775	71.04	1.044	12:03:45.298	
6 -	40.222	33.070	1:13.292 (3)	71.51	0.561	12:04:58.590	
7 -	39.641	33.090	1:12.731 (1)	72.06		12:06:11.321	
8 -	40.202	33.014	1:13.216 (2)	71.59	0.485	12:07:24.537	

BMCRC - MRO Championships 2023 - Rnd 2 @ Pembrey

Illuminate Design 250MZs & Blue Haze GPF 2-Strokes

RACE 2 - SECTOR ANALYSIS



SECTOR 1 = FL to I1, SECTOR 2 = I1 to FL, DIFF = Difference To Personal Best Lap, P = Crossed Finish Line in Pit Lane, D = Time Disallowed

P21 14 MZ Andy MARKS			MZ ETZ250 - Kingpin Components			
IDEAL LAP TIME : 1:14.204		BEST LAP TIME : 1:14.321		DIFFERENCE : 0.117		
LAP	SECTOR 1	SECTOR 2	LAP TIME	MPH	DIFF	TIME OF DAY
1 -		34.450	1:42.183	51.29	27.862	11:58:51.976
2 -	40.945	33.376	1:14.321 (1)	70.52		12:00:06.297
3 -	41.229	34.192	1:15.421	69.49	1.100	12:01:21.718
4 -	41.443	34.403	1:15.846	69.10	1.525	12:02:37.564
5 -	40.848	34.525	1:15.373	69.54	1.052	12:03:52.937
6 -	41.098	33.924	1:15.022 (3)	69.86	0.701	12:05:07.959
7 -	40.828	33.654	1:14.482 (2)	70.37	0.161	12:06:22.441

P22 22 MZ Simon FINCH			MZ ETZ250 - BlueCloud Projects Ltd			
IDEAL LAP TIME : 1:14.512		BEST LAP TIME : 1:15.056		DIFFERENCE : 0.544		
LAP	SECTOR 1	SECTOR 2	LAP TIME	MPH	DIFF	TIME OF DAY
1 -		33.712	1:39.072	52.90	24.016	11:58:48.865
2 -	40.800	34.256	1:15.056 (1)	69.83		12:00:03.921
3 -	43.163	34.392	1:17.555	67.58	2.499	12:01:21.476
4 -	41.460	35.470	1:16.930	68.13	1.874	12:02:38.406
5 -	41.596	34.883	1:16.479 (3)	68.53	1.423	12:03:54.885
6 -	42.259	33.875	1:16.134 (2)	68.84	1.078	12:05:11.019
7 -	42.378	34.311	1:16.689	68.34	1.633	12:06:27.708

P23 8 MZ Rich ASKEW			MZ ETZ250 - L+R construction			
IDEAL LAP TIME : 1:17.091		BEST LAP TIME : 1:17.213		DIFFERENCE : 0.122		
LAP	SECTOR 1	SECTOR 2	LAP TIME	MPH	DIFF	TIME OF DAY
1 -		34.948	1:42.393	51.19	25.180	11:58:52.186
2 -	42.143	35.457	1:17.600 (3)	67.54	0.387	12:00:09.786
3 -	42.167	35.046	1:17.213 (1)	67.88		12:01:26.999
4 -	42.870	35.225	1:18.095	67.11	0.882	12:02:45.094
5 -	42.596	35.005	1:17.601	67.54	0.388	12:04:02.695
6 -	42.958	35.208	1:18.166	67.05	0.953	12:05:20.861
7 -	42.289	35.195	1:17.484 (2)	67.64	0.271	12:06:38.345

P24 66 MZ Graeme LEWIS			MZ ETZ250 - DND Racing Components Eng			
IDEAL LAP TIME : 1:17.202		BEST LAP TIME : 1:17.708		DIFFERENCE : 0.506		
LAP	SECTOR 1	SECTOR 2	LAP TIME	MPH	DIFF	TIME OF DAY
1 -		34.996	1:42.107	51.33	24.399	11:58:51.900
2 -	42.300	35.446	1:17.746 (2)	67.41	0.038	12:00:09.646
3 -	43.773	35.695	1:19.468	65.95	1.760	12:01:29.114
4 -	43.025	36.273	1:19.298	66.10	1.590	12:02:48.412
5 -	43.405	35.946	1:19.351	66.05	1.643	12:04:07.763
6 -	42.806	34.902	1:17.708 (1)	67.45		12:05:25.471
7 -			1:18.121 (3)	67.09	0.413	12:06:43.592

P25 566 MZ Michael WILBY			MZ ETZ 250 - Sziler UK			
IDEAL LAP TIME : 1:18.293		BEST LAP TIME : 1:18.503		DIFFERENCE : 0.210		
LAP	SECTOR 1	SECTOR 2	LAP TIME	MPH	DIFF	TIME OF DAY
1 -		35.431	1:46.999	48.98	28.496	11:58:56.792
2 -	43.378	35.125	1:18.503 (1)	66.76		12:00:15.295
3 -	43.866	35.504	1:19.370 (3)	66.04	0.867	12:01:34.665
4 -	44.443	36.186	1:20.629	65.00	2.126	12:02:55.294
5 -	44.304	35.571	1:19.875	65.62	1.372	12:04:15.169
6 -	44.196	34.915	1:19.111 (2)	66.25	0.608	12:05:34.280
7 -	44.748	35.461	1:20.209	65.34	1.706	12:06:54.489

BMCRC - MRO Championships 2023 - Rnd 2 @ Pembrey

Illuminate Design 250MZs & Blue Haze GPF 2-Stroke

RACE 2 - SECTOR ANALYSIS



SECTOR 1 = FL to I1, SECTOR 2 = I1 to FL, DIFF = Difference To Personal Best Lap, P = Crossed Finish Line in Pit Lane, D = Time Disallowed

P26 24 MZ Tony PARKER			MZ ETZ250 - Cancer Research UK			
IDEAL LAP TIME : 1:23.132		BEST LAP TIME : 1:23.132		DIFFERENCE : 0.000		
LAP	SECTOR 1	SECTOR 2	LAP TIME	MPH	DIFF	TIME OF DAY
1 -		37.365	1:48.800	48.17	25.668	11:58:58.593
2 -	47.859	38.623	1:26.482	60.60	3.350	12:00:25.075
3 -	49.150	39.499	1:28.649	59.12	5.517	12:01:53.724
4 -	48.503	38.584	1:27.087	60.18	3.955	12:03:20.811
5 -	46.807	37.498	1:24.305 (2)	62.17	1.173	12:04:45.116
6 -	47.030	37.738	1:24.768 (3)	61.83	1.636	12:06:09.884
7 -	46.006	37.126	1:23.132 (1)	63.05		12:07:33.016

P27 56 MZ Russell TURNER			MZ ETZ250 - TT Racing			
IDEAL LAP TIME : 1:17.543		BEST LAP TIME : 1:17.543		DIFFERENCE : 0.000		
LAP	SECTOR 1	SECTOR 2	LAP TIME	MPH	DIFF	TIME OF DAY
1 -		35.628	1:44.527	50.14	26.984	11:58:54.320
2 -	42.568	34.975	1:17.543 (1)	67.59		12:00:11.863
3 -	42.703	35.292	1:17.995 (2)	67.20	0.452	12:01:29.858

BMCRC - MRO Championships 2023 - Rnd 2 @ Pembrey

Illuminate Design 250MZs & Blue Haze GPF 2-Strokes

RACE 2 - BEST SECTORS

SECTOR 1			SECTOR 2			IDEAL / BEST COMPARISON						
POS	NO	NAME	TIME	NO	NAME	TIME	POS	NO	NAME	IDEAL	BEST	DIFF
									PERFECT LAP	1:06.471		
1	18	BALL	36.625	18	BALL	29.846	1	18	BALL	1:06.471	1:06.714	0.243
2	70	BURSCOUGH	37.287	70	BURSCOUGH	29.905	2	70	BURSCOUGH	1:07.192	1:07.240	0.048
3	28	McCARTER	37.511	28	McCARTER	30.156	3	28	McCARTER	1:07.667	1:08.170	0.503
4	26	LEE	37.583	72	HAMILTON	30.231	4	72	HAMILTON	1:08.023	1:08.023	0.000
5	72	HAMILTON	37.792	39	KEOGH	30.444	5	26	LEE	1:08.136	1:08.321	0.185
6	39	KEOGH	37.924	17	FISHWICK	30.524	6	39	KEOGH	1:08.368	1:08.397	0.029
7	85	WALES	38.279	26	LEE	30.553	7	17	FISHWICK	1:09.051	1:09.608	0.557
8	60	GOUGH	38.509	60	GOUGH	30.561	8	60	GOUGH	1:09.070	1:09.070	0.000
9	17	FISHWICK	38.527	199	FROST	30.634	9	199	FROST	1:09.399	1:09.477	0.078
10	95	ROGERS	38.572	42	PEARSON	31.179	10	85	WALES	1:09.772	1:09.905	0.133
11	69	MANN	38.700	47	ALDERSLADE	31.328	11	95	ROGERS	1:10.323	1:10.553	0.230
12	199	FROST	38.765	85	WALES	31.493	12	69	MANN	1:10.542	1:10.649	0.107
13	75	WOODALL	39.218	95	ROGERS	31.751	13	42	PEARSON	1:10.676	1:10.676	0.000
14	7	ASHMEAD	39.331	69	MANN	31.842	14	47	ALDERSLADE	1:10.923	1:10.923	0.000
15	42	PEARSON	39.497	162	COOPER	31.929	15	7	ASHMEAD	1:11.629	1:11.773	0.144
16	96	KENT	39.555	7	ASHMEAD	32.298	16	75	WOODALL	1:11.864	1:12.135	0.271
17	47	ALDERSLADE	39.595	13	RYAN	32.601	17	162	COOPER	1:12.346	1:12.377	0.031
18	565	KERSHAW	39.641	75	WOODALL	32.646	18	96	KENT	1:12.448	1:12.457	0.009
19	13	RYAN	40.071	96	KENT	32.893	19	565	KERSHAW	1:12.655	1:12.731	0.076
20	162	COOPER	40.417	565	KERSHAW	33.014	20	13	RYAN	1:12.672	1:13.007	0.335
21	22	FINCH	40.800	14	MARKS	33.376	21	14	MARKS	1:14.204	1:14.321	0.117
22	14	MARKS	40.828	22	FINCH	33.712	22	22	FINCH	1:14.512	1:15.056	0.544
23	8	ASKEW	42.143	66	LEWIS	34.902	23	8	ASKEW	1:17.091	1:17.213	0.122
24	66	LEWIS	42.300	566	WILBY	34.915	24	66	LEWIS	1:17.202	1:17.708	0.506
25	56	TURNER	42.568	8	ASKEW	34.948	25	56	TURNER	1:17.543	1:17.543	0.000
26	566	WILBY	43.378	56	TURNER	34.975	26	566	WILBY	1:18.293	1:18.503	0.210
27	24	PARKER	46.006	24	PARKER	37.126	27	24	PARKER	1:23.132	1:23.132	0.000
28												

BMCRC - MRO Championships 2023 - Rnd 2 @ Pembrey

Illuminate Design 250MZs & Blue Haze GPF 2-Stroke

RACE 2 - STATISTICS

Competitors Started	27
Planned Start	2023-04-08 @ 12:08:00.000
Actual Start	2023-04-08 @ 11:57:09.792
Finish Time	2023-04-08 @ 12:06:13.999
Track Length	1.4560mi.
Total Laps	205
Total Distance Covered	298.4800mi.

Session Fastest Lap History

NO	CL	NAME	LAP TIME	TIME OF DAY	LAP	VEHICLE
70	GPF	Andrew BURSCOUGH	1:07.687	11:59:30.061	2	Yamaha YPVS 350
18	GPF	David BALL	1:07.522	12:00:37.928	3	Yamaha TZR250F3
18	GPF	David BALL	1:06.735	12:02:52.570	5	Yamaha TZR250F3
18	GPF	David BALL	1:06.714	12:03:59.284	6	Yamaha TZR250F3

Session Leader History

NO	CL	NAME	FROM LAP	LAPS LED	DISTANCE	VEHICLE
70	GPF	Andrew BURSCOUGH	1	3	4.36 miles	Yamaha YPVS 350
18	GPF	David BALL	4	5	7.28 miles	Yamaha TZR250F3

Flag History

TYPE	TIME OF DAY
GREEN	11:57:09.792
FINISH	12:06:13.999

Flag Statistics

TYPE	COUNT	TOTAL LAPS	TOTAL TIME
Green	1	8	0.000
Red	0	0	0.000
Safety Car	0	0	0.000
FCY	0	0	0.000

BMCRC - MRO Championships 2023 - Rnd 2 @ Pembrey

Illuminate Design 250MZs & Blue Haze GPF 2-Stroke

RACE 2 - STATISTICS

CLASS : GPF

12 Starters

Fastest Lap History

NO	NAME	LAP TIME	TIME OF DAY	LAP	VEHICLE
70	Andrew BURSCOUGH	1:07.687	11:59:30.061	2	Yamaha YPVS 350
18	David BALL	1:07.522	12:00:37.928	3	Yamaha TZR250F3
18	David BALL	1:06.735	12:02:52.570	5	Yamaha TZR250F3
18	David BALL	1:06.714	12:03:59.284	6	Yamaha TZR250F3

Leader History

NO	NAME	FROM LAP	LAPS LED	DISTANCE	VEHICLE
70	Andrew BURSCOUGH	1	3	4.36 miles	Yamaha YPVS 350
18	David BALL	4	5	7.28 miles	Yamaha TZR250F3

BMCRC - MRO Championships 2023 - Rnd 2 @ Pembrey

Illuminate Design 250MZs & Blue Haze GPF 2-Stroke

RACE 2 - STATISTICS

CLASS : MZ

15 Starters

Fastest Lap History

NO	NAME	LAP TIME	TIME OF DAY	LAP	VEHICLE
85	Andrew WALES	1:10.623	11:59:55.096	2	MZ ETZ 250
85	Andrew WALES	1:09.905	12:01:05.001	3	MZ ETZ 250

Leader History

NO	NAME	FROM LAP	LAPS LED	DISTANCE	VEHICLE
85	Andrew WALES	1	8	11.64 miles	MZ ETZ 250

BMCRC - MRO Championships 2023 - Rnd 2 @ Pembrey

Illuminate Design 250MZs & Blue Haze GPF 2-Stroke

RACE 13 - GRID (8 Laps)

ROW 11	1	1	31	6 Paul ANSELL					
ROW 10	30	1:23.132	29	1:18.503	28	1:17.708	24 Tony PARKER	566 Michael WILBY	66 Graeme LEWIS
ROW 9	27	1:17.543	26	1:17.213	25	1:15.056	56 Russell TURNER	8 Rich ASKEW	22 Simon FINCH
ROW 8	24	1:14.321	23	1:13.007	22	1:12.731	14 Andy MARKS	13 Gordon RYAN	565 Louis KERSHAW
ROW 7	21	1:12.457	20	1:12.135	19	1:11.773	96 Chris KENT	75 Peter WOODALL	7 John ASHMEAD
ROW 6	18	1:10.649	17	1:10.553	16	1:09.905	69 Alexander MANN	95 Christopher ROGERS	85 Andrew WALES
ROW 5	15		14		13				
ROW 4	12	1:12.377	11	1:10.923	10	1:10.676	162 Darren COOPER	47 Roy ALDERSLADE	42 Martin PEARSON
ROW 3	9	1:09.608	8	1:09.477	7	1:09.070	17 Pete FISHWICK	199 Michael FROST	60 Danny GOUGH
ROW 2	6	1:08.397	5	1:08.321	4	1:08.170	39 Robert KEOGH	26 Damian LEE	28 Liam McCARTER
ROW 1	3	1:08.023	2	1:07.240	1	1:06.714	72 John HAMILTON	70 Andrew BURSCOUGH	18 David BALL
Pole									

Pembrey National: 1.4560 miles

These results are provisional until the conclusion of any judicial and technical matters.

Clerk Of Course :	Stewards :	Timekeeper : Sarah Evans
-------------------	------------	--------------------------

Results can be found at www.tsl-timing.com

Printed - 12:14 Saturday, 08 April 2023



BMCRC - MRO Championships 2023 - Rnd 2 @ Pembrey

Illuminate Design 250MZs & Blue Haze GPF 2-Strokes

RACE 13 - CLASSIFICATION

POS	NO	CL	PIC NAME	ENTRY	LAPS	TIME	GAP	DIFF	MPH	BEST	ON
1	70	GPF	1 Andrew BURSCOUGH	Yamaha YPVS 350 - Mad biker designs/Martitanium	8	9:05.164			76.91	1:07.222	2
2	18	GPF	2 David BALL	Yamaha TZR250F3 - Gardiner Page and Roe pensic	8	9:06.347	1.183	1.183	76.75	1:06.846	3
3	28	GPF	3 Liam McCARTER	Yamaha TZR - Katie McCarter	8	9:07.102	1.938	0.755	76.64	1:06.781	3
4	26	GPF	4 Damian LEE	Yamaha TZR250 - Leed Autos	8	9:15.369	10.205	8.267	75.50	1:07.938	3
5	72	GPF	5 John HAMILTON	Yamaha TRZ250 - LW Racing	8	9:25.597	20.433	10.228	74.13	1:09.170	2
6	42	GPF	6 Martin PEARSON	Yamaha TZR250 -	8	9:30.483	25.319	4.886	73.50	1:09.953	3
7	60	GPF	7 Danny GOUGH	-	8	9:31.481	26.317	0.998	73.37	1:10.035	2
8	17	GPF	8 Pete FISHWICK	-	8	9:34.401	29.237	2.920	73.00	1:10.317	2
9	85	MZ	1 Andrew WALES	MZ ETZ 250 - Illuminated Design LTD	8	9:45.308	40.144	10.907	71.64	1:09.419	2
10	47	GPF	9 Roy ALDERSLADE	Yamaha TZR250 -	8	9:46.579	41.415	1.271	71.48	1:11.232	2
11	69	MZ	2 Alexander MANN	MZ TS 250 - HS RACING	8	9:46.835	41.671	0.256	71.45	1:09.431	3
12	162	GPF	10 Darren COOPER	Yamaha TZR250 - Twistgrip Motorcycles	8	9:59.032	53.868	12.197	70.00	1:11.804	2
13	95	MZ	3 Christopher ROGERS	MZ ETZ 250 - CB Racing	8	9:59.697	54.533	0.665	69.92	1:10.903	3
14	75	MZ	4 Peter WOODALL	MZ ETZ 250 - Online Lubricants	8	9:59.762	54.598	0.065	69.91	1:10.574	4
15	96	MZ	5 Chris KENT	MZ ETZ 250 -	8	10:00.253	55.089	0.491	69.85	1:11.223	5
16	13	MZ	6 Gordon RYAN	MZ ETZ250 - Prism Work Psychology	8	10:15.808	1:10.644	15.555	68.09	1:12.281	2
17	7	MZ	7 John ASHMEAD	MZ ETZ250 -	7	9:10.764	1 Lap	1 Lap	66.61	1:13.829	7
18	14	MZ	8 Andy MARKS	MZ ETZ250 - Kingpin Components	7	9:20.975	1 Lap	10.211	65.40	1:14.961	7
19	22	MZ	9 Simon FINCH	MZ ETZ250 - BlueCloud Projects Ltd	7	9:22.551	1 Lap	1.576	65.22	1:14.678	5
20	8	MZ	10 Rich ASKEW	MZ ETZ250 - L+R construction	7	9:26.481	1 Lap	3.930	64.77	1:16.054	5
21	66	MZ	11 Graeme LEWIS	MZ ETZ250 - DND Racing Components Eng	7	9:30.831	1 Lap	4.350	64.27	1:16.587	2
22	565	MZ	12 Louis KERSHAW	MZ ETZ250 - Walkers Campers	7	9:31.773	1 Lap	0.942	64.17	1:15.088	6
23	566	MZ	13 Michael WILBY	MZ ETZ 250 - Sziler UK	7	9:39.439	1 Lap	7.666	63.32	1:16.763	2
24	24	MZ	14 Tony PARKER	MZ ETZ250 - Cancer Research UK	7	10:13.220	1 Lap	33.781	59.83	1:21.695	7
25	6*	MZ	15 Paul ANSELL	MZ ETZ250 -	6	9:09.605	2 Laps	1 Lap	57.22	1:25.399	5

NOT CLASSIFIED

DNF	39	GPF	Robert KEOGH	Yamaha TZR250 -	3	3:31.755	5 Laps	3 Laps	74.25	1:07.414	3
-----	----	-----	--------------	-----------------	---	----------	--------	--------	-------	----------	---

FASTEST LAP

28	GPF	Liam McCARTER	Yamaha TZR - Katie McCarter	3	1:06.781	78.48 mph	126.31 kph
85	MZ	Andrew WALES	MZ ETZ 250 - Illuminated Design LTD	2	1:09.419	75.50 mph	121.51 kph

Bike 6 - No working transponder

Class GPF - 92.5% of Race Speed = 71.14 mph

Class MZ - 92.5% of Race Speed = 66.26 mph

Weather / Track : Bright / Dry

These results are provisional until the conclusion of any judicial and technical matters.

Race Distance: 8 Laps / 11.64 miles

Pembrey National: 1.4560 miles

Date: 08/04/2023 Start: 15:35 Finish: 15:44

Clerk Of Course :	Stewards :	Timekeeper : Sarah Evans
-------------------	------------	--------------------------

Results can be found at www.tsl-timing.com

Printed - 15:48 Saturday, 08 April 2023



BMCRC - MRO Championships 2023 - Rnd 2 @ Pembrey

Illuminate Design 250MZs & Blue Haze GPF 2-Strokes

RACE 13 - POSITION CHART

No	Name	Lap Pos								
			1	2	3	4	5	6	7	8
18	BALL	1	70	70	70	28	70	70	70	70
70	BURSCOUGH	2	18	18	18	70	18	18	18	18
72	HAMILTON	3	28	28	28	18	28	28	28	28
28	McCARTER	4	26	26	26	26	26	26	26	26
26	LEE	5	72	72	39	72	72	72	72	72
39	KEOGH	6	39	39	72	60	42	42	42	42
60	GOUGH	7	60	60	60	42	17	60	60	60
17	FISHWICK	8	17	17	17	17	60	17	17	17
42	PEARSON	9	42	42	42	47	47	47	47	85
47	ALDERSLADE	10	47	47	47	162	162	85	85	47
162	COOPER	11	162	162	162	69	85	69	69	69
85	WALES	12	85	85	85	85	69	162	162	162
95	ROGERS	13	69	69	69	95	95	95	95	95
69	MANN	14	95	95	95	75	75	75	75	75
7	ASHMEAD	15	96	96	96	96	96	96	96	96
75	WOODALL	16	7	75	75	13	13	13	13	13
96	KENT	17	75	13	13	7	7	7	7	7
565	KERSHAW	18	13	7	7	22	22	22	14	
13	RYAN	19	8	8	14	14	14	14	22	
14	MARKS	20	565	565	8	8	8	8	8	
22	FINCH	21	14	14	22	66	66	66	66	
8	ASKEW	22	566	22	565	566	565	565	565	
66	LEWIS	23	66	566	66	565	566	566	566	
566	WILBY	24	22	66	566	24	24	24	24	
24	PARKER	25	24	24	24	6	6	6		
6	ANSELL	26	6	6	6					

BMCRC - MRO Championships 2023 - Rnd 2 @ Pembrey

Illuminate Design 250MZs & Blue Haze GPF 2-Strokes

RACE 13 - SECTOR ANALYSIS



SECTOR 1 = FL to I1, SECTOR 2 = I1 to FL, DIFF = Difference To Personal Best Lap, P = Crossed Finish Line in Pit Lane, D = Time Disallowed

P1 70 GPF Andrew BURSCOUGH		Yamaha YPVS 350 - Mad biker designs/Martitanium				
IDEAL LAP TIME : 1:07.109		BEST LAP TIME : 1:07.222		DIFFERENCE : 0.113		
LAP	SECTOR 1	SECTOR 2	LAP TIME	MPH	DIFF	TIME OF DAY
1 -		29.907	1:11.561	73.24	4.339	15:36:53.512
2 -	37.491	29.731	1:07.222 (1)	77.97		15:38:00.734
3 -	37.378	29.895	1:07.273 (2)	77.91	0.051	15:39:08.007
4 -	38.349	30.592	1:08.941	76.03	1.719	15:40:16.948
5 -	37.528	29.983	1:07.511	77.64	0.289	15:41:24.459
6 -	37.381	30.096	1:07.477	77.67	0.255	15:42:31.936
7 -	37.684	29.774	1:07.458 (3)	77.70	0.236	15:43:39.394
8 -	37.637	30.084	1:07.721	77.39	0.499	15:44:47.115

P2 18 GPF David BALL		Yamaha TZR250F3 - Gardiner Page and Roe pension consultan				
IDEAL LAP TIME : 1:06.846		BEST LAP TIME : 1:06.846		DIFFERENCE : 0.000		
LAP	SECTOR 1	SECTOR 2	LAP TIME	MPH	DIFF	TIME OF DAY
1 -		29.919	1:11.860	72.94	5.014	15:36:53.811
2 -	37.419	30.100	1:07.519 (3)	77.63	0.673	15:38:01.330
3 -	37.007	29.839	1:06.846 (1)	78.41		15:39:08.176
4 -	38.492	30.465	1:08.957	76.01	2.111	15:40:17.133
5 -	37.538	30.155	1:07.693	77.43	0.847	15:41:24.826
6 -	37.219	30.440	1:07.659	77.47	0.813	15:42:32.485
7 -	37.424	29.916	1:07.340 (2)	77.83	0.494	15:43:39.825
8 -	37.478	30.995	1:08.473	76.54	1.627	15:44:48.298

P3 28 GPF Liam McCARTER		Yamaha TZR - Katie McCarter				
IDEAL LAP TIME : 1:06.781		BEST LAP TIME : 1:06.781		DIFFERENCE : 0.000		
LAP	SECTOR 1	SECTOR 2	LAP TIME	MPH	DIFF	TIME OF DAY
1 -		30.307	1:12.412	72.38	5.631	15:36:54.363
2 -	37.075	30.183	1:07.258 (2)	77.93	0.477	15:38:01.621
3 -	36.972	29.809	1:06.781 (1)	78.48		15:39:08.402
4 -	38.028	30.385	1:08.413	76.61	1.632	15:40:16.815
5 -	38.002	30.256	1:08.258	76.79	1.477	15:41:25.073
6 -	37.750	30.542	1:08.292	76.75	1.511	15:42:33.365
7 -	37.427	30.676	1:08.103	76.96	1.322	15:43:41.468
8 -	37.317	30.268	1:07.585 (3)	77.55	0.804	15:44:49.053

P4 26 GPF Damian LEE		Yamaha TZR250 - Leed Autos				
IDEAL LAP TIME : 1:07.850		BEST LAP TIME : 1:07.938		DIFFERENCE : 0.088		
LAP	SECTOR 1	SECTOR 2	LAP TIME	MPH	DIFF	TIME OF DAY
1 -		30.520	1:14.268	70.57	6.330	15:36:56.219
2 -	37.524	30.467	1:07.991 (2)	77.09	0.053	15:38:04.210
3 -	37.612	30.326	1:07.938 (1)	77.15		15:39:12.148
4 -	37.816	30.766	1:08.582	76.42	0.644	15:40:20.730
5 -	37.733	30.674	1:08.407 (3)	76.62	0.469	15:41:29.137
6 -	37.596	31.889	1:09.485	75.43	1.547	15:42:38.622
7 -	38.543	30.960	1:09.503	75.41	1.565	15:43:48.125
8 -	37.872	31.323	1:09.195	75.75	1.257	15:44:57.320

P5 72 GPF John HAMILTON		Yamaha TRZ250 - LW Racing				
IDEAL LAP TIME : 1:08.712		BEST LAP TIME : 1:09.170		DIFFERENCE : 0.458		
LAP	SECTOR 1	SECTOR 2	LAP TIME	MPH	DIFF	TIME OF DAY
1 -		30.501	1:14.739	70.13	5.569	15:36:56.690
2 -	38.431	30.739	1:09.170 (1)	75.77		15:38:05.860
3 -	38.211	31.133	1:09.344 (2)	75.58	0.174	15:39:15.204
4 -	38.530	31.827	1:10.357	74.50	1.187	15:40:25.561
5 -	38.806	31.181	1:09.987	74.89	0.817	15:41:35.548
6 -	39.895	31.207	1:11.102	73.71	1.932	15:42:46.650
7 -	38.785	30.873	1:09.658 (3)	75.24	0.488	15:43:56.308
8 -	38.886	32.354	1:11.240	73.57	2.070	15:45:07.548

BMCRC - MRO Championships 2023 - Rnd 2 @ Pembrey

Illuminate Design 250MZs & Blue Haze GPF 2-Strokes

RACE 13 - SECTOR ANALYSIS



SECTOR 1 = FL to I1, SECTOR 2 = I1 to FL, DIFF = Difference To Personal Best Lap, P = Crossed Finish Line in Pit Lane, D = Time Disallowed

P6 42 GPF		Martin PEARSON		Yamaha TZR250 -		
IDEAL LAP TIME : 1:09.472		BEST LAP TIME : 1:09.953		DIFFERENCE : 0.481		
LAP	SECTOR 1	SECTOR 2	LAP TIME	MPH	DIFF	TIME OF DAY
1 -		31.535	1:18.699	66.60	8.746	15:37:00.650
2 -	39.074	31.040	1:10.114	74.75	0.161	15:38:10.764
3 -	38.915	31.038	1:09.953 (1)	74.93		15:39:20.717
4 -	38.434	31.754	1:10.188	74.67	0.235	15:40:30.905
5 -	39.565	31.392	1:10.957	73.87	1.004	15:41:41.862
6 -	39.143	31.285	1:10.428	74.42	0.475	15:42:52.290
7 -	39.030	31.038	1:10.068 (2)	74.80	0.115	15:44:02.358
8 -	38.521	31.555	1:10.076 (3)	74.79	0.123	15:45:12.434

P7 60 GPF		Danny GOUGH		-		
IDEAL LAP TIME : 1:09.804		BEST LAP TIME : 1:10.035		DIFFERENCE : 0.231		
LAP	SECTOR 1	SECTOR 2	LAP TIME	MPH	DIFF	TIME OF DAY
1 -		31.768	1:16.523	68.49	6.488	15:36:58.474
2 -	38.790	31.245	1:10.035 (1)	74.84		15:38:08.509
3 -	39.276	31.692	1:10.968	73.85	0.933	15:39:19.477
4 -	38.895	32.282	1:11.177	73.64	1.142	15:40:30.654
5 -	40.733	31.475	1:12.208	72.59	2.173	15:41:42.862
6 -	38.749	31.314	1:10.063 (2)	74.81	0.028	15:42:52.925
7 -	38.739	31.333	1:10.072 (3)	74.80	0.037	15:44:02.997
8 -	38.559	31.876	1:10.435	74.41	0.400	15:45:13.432

P8 17 GPF		Pete FISHWICK		-		
IDEAL LAP TIME : 1:10.284		BEST LAP TIME : 1:10.317		DIFFERENCE : 0.033		
LAP	SECTOR 1	SECTOR 2	LAP TIME	MPH	DIFF	TIME OF DAY
1 -		31.982	1:17.036	68.04	6.719	15:36:58.987
2 -	38.601	31.716	1:10.317 (1)	74.54		15:38:09.304
3 -	38.658	32.340	1:10.998 (3)	73.82	0.681	15:39:20.302
4 -	39.026	31.785	1:10.811 (2)	74.02	0.494	15:40:31.113
5 -	39.745	31.683	1:11.428	73.38	1.111	15:41:42.541
6 -	39.246	32.073	1:11.319	73.49	1.002	15:42:53.860
7 -	39.193	31.857	1:11.050	73.77	0.733	15:44:04.910
8 -	39.750	31.692	1:11.442	73.36	1.125	15:45:16.352

P9 85 MZ		Andrew WALES		MZ ETZ 250 - Illuminated Design LTD		
IDEAL LAP TIME : 1:09.319		BEST LAP TIME : 1:09.419		DIFFERENCE : 0.100		
LAP	SECTOR 1	SECTOR 2	LAP TIME	MPH	DIFF	TIME OF DAY
1 -		31.837	1:37.785	53.60	28.366	15:37:19.736
2 -	37.734	31.685	1:09.419 (1)	75.50		15:38:29.155
3 -	37.922	31.612	1:09.534	75.38	0.115	15:39:38.689
4 -	38.291	31.919	1:10.210	74.65	0.791	15:40:48.899
5 -	37.996	31.653	1:09.649	75.25	0.230	15:41:58.548
6 -	37.792	31.736	1:09.528 (3)	75.38	0.109	15:43:08.076
7 -	37.707	31.730	1:09.437 (2)	75.48	0.018	15:44:17.513
8 -	38.000	31.746	1:09.746	75.15	0.327	15:45:27.259

P10 47 GPF		Roy ALDERSLADE		Yamaha TZR250 -		
IDEAL LAP TIME : 1:11.232		BEST LAP TIME : 1:11.232		DIFFERENCE : 0.000		
LAP	SECTOR 1	SECTOR 2	LAP TIME	MPH	DIFF	TIME OF DAY
1 -		32.970	1:19.220	66.16	7.988	15:37:01.171
2 -	39.478	31.754	1:11.232 (1)	73.58		15:38:12.403
3 -	39.745	31.843	1:11.588 (2)	73.21	0.356	15:39:23.991
4 -	39.885	31.878	1:11.763 (3)	73.04	0.531	15:40:35.754
5 -	40.609	32.322	1:12.931	71.87	1.699	15:41:48.685
6 -	40.279	32.620	1:12.899	71.90	1.667	15:43:01.584
7 -	40.765	32.406	1:13.171	71.63	1.939	15:44:14.755
8 -	40.724	33.051	1:13.775	71.04	2.543	15:45:28.530

BMCRC - MRO Championships 2023 - Rnd 2 @ Pembrey

Illuminate Design 250MZs & Blue Haze GPF 2-Strokes

RACE 13 - SECTOR ANALYSIS



SECTOR 1 = FL to I1, SECTOR 2 = I1 to FL, DIFF = Difference To Personal Best Lap, P = Crossed Finish Line in Pit Lane, D = Time Disallowed

P11 69 MZ Alexander MANN		MZ TS 250 - HS RACING				
IDEAL LAP TIME : 1:09.287		BEST LAP TIME : 1:09.431		DIFFERENCE : 0.144		
LAP	SECTOR 1	SECTOR 2	LAP TIME	MPH	DIFF	TIME OF DAY
1 -		31.488	1:37.967	53.50	28.536	15:37:19.918
2 -	38.017	31.493	1:09.510 (2)	75.40	0.079	15:38:29.428
3 -	38.056	31.375	1:09.431 (1)	75.49		15:39:38.859
4 -	37.912	31.947	1:09.859	75.03	0.428	15:40:48.718
5 -	38.651	31.442	1:10.093	74.78	0.662	15:41:58.811
6 -	38.429	31.377	1:09.806 (3)	75.08	0.375	15:43:08.617
7 -	38.217	31.626	1:09.843	75.04	0.412	15:44:18.460
8 -	38.064	32.262	1:10.326	74.53	0.895	15:45:28.786

P12 162 GPF Darren COOPER		Yamaha TZR250 - Twistgrip Motorcycles				
IDEAL LAP TIME : 1:11.804		BEST LAP TIME : 1:11.804		DIFFERENCE : 0.000		
LAP	SECTOR 1	SECTOR 2	LAP TIME	MPH	DIFF	TIME OF DAY
1 -		32.197	1:19.953	65.55	8.149	15:37:01.904
2 -	40.201	31.603	1:11.804 (1)	72.99		15:38:13.708
3 -	40.448	32.209	1:12.657 (2)	72.14	0.853	15:39:26.365
4 -	42.189	32.539	1:14.728	70.14	2.924	15:40:41.093
5 -	42.161	33.563	1:15.724	69.21	3.920	15:41:56.817
6 -	41.483	32.854	1:14.337 (3)	70.51	2.533	15:43:11.154
7 -	41.586	32.903	1:14.489	70.36	2.685	15:44:25.643
8 -	42.143	33.197	1:15.340	69.57	3.536	15:45:40.983

P13 95 MZ Christopher ROGERS		MZ ETZ 250 - CB Racing				
IDEAL LAP TIME : 1:10.693		BEST LAP TIME : 1:10.903		DIFFERENCE : 0.210		
LAP	SECTOR 1	SECTOR 2	LAP TIME	MPH	DIFF	TIME OF DAY
1 -		31.979	1:39.190	52.84	28.287	15:37:21.141
2 -	39.141	32.441	1:11.582	73.22	0.679	15:38:32.723
3 -	38.714	32.189	1:10.903 (1)	73.92		15:39:43.626
4 -	38.808	32.327	1:11.135 (3)	73.68	0.232	15:40:54.761
5 -	38.739	32.282	1:11.021 (2)	73.80	0.118	15:42:05.782
6 -	39.137	32.789	1:11.926	72.87	1.023	15:43:17.708
7 -	39.321	32.970	1:12.291	72.50	1.388	15:44:29.999
8 -	39.530	32.119	1:11.649	73.15	0.746	15:45:41.648

P14 75 MZ Peter WOODALL		MZ ETZ 250 - Online Lubricants				
IDEAL LAP TIME : 1:10.574		BEST LAP TIME : 1:10.574		DIFFERENCE : 0.000		
LAP	SECTOR 1	SECTOR 2	LAP TIME	MPH	DIFF	TIME OF DAY
1 -		32.641	1:41.040	51.87	30.466	15:37:22.991
2 -	39.018	32.246	1:11.264	73.55	0.690	15:38:34.255
3 -	38.752	32.050	1:10.802 (2)	74.03	0.228	15:39:45.057
4 -	38.555	32.019	1:10.574 (1)	74.27		15:40:55.631
5 -	39.260	32.237	1:11.497	73.31	0.923	15:42:07.128
6 -	38.569	32.370	1:10.939 (3)	73.88	0.365	15:43:18.067
7 -	39.246	32.889	1:12.135	72.66	1.561	15:44:30.202
8 -	38.912	32.599	1:11.511	73.29	0.937	15:45:41.713

P15 96 MZ Chris KENT		MZ ETZ 250 -				
IDEAL LAP TIME : 1:11.001		BEST LAP TIME : 1:11.223		DIFFERENCE : 0.222		
LAP	SECTOR 1	SECTOR 2	LAP TIME	MPH	DIFF	TIME OF DAY
1 -		32.513	1:39.564	52.64	28.341	15:37:21.515
2 -	39.474	32.350	1:11.824	72.97	0.601	15:38:33.339
3 -	39.058	32.575	1:11.633	73.17	0.410	15:39:44.972
4 -	39.270	32.131	1:11.401 (3)	73.41	0.178	15:40:56.373
5 -	38.968	32.255	1:11.223 (1)	73.59		15:42:07.596
6 -	38.870	32.655	1:11.525	73.28	0.302	15:43:19.121
7 -	38.899	32.474	1:11.373 (2)	73.43	0.150	15:44:30.494
8 -	38.874	32.836	1:11.710	73.09	0.487	15:45:42.204

BMCRC - MRO Championships 2023 - Rnd 2 @ Pembrey

Illuminate Design 250MZs & Blue Haze GPF 2-Strokes

RACE 13 - SECTOR ANALYSIS



SECTOR 1 = FL to I1, SECTOR 2 = I1 to FL, DIFF = Difference To Personal Best Lap, P = Crossed Finish Line in Pit Lane, D = Time Disallowed

P16 13 MZ		Gordon RYAN		MZ ETZ250 - Prism Work Psychology		
IDEAL LAP TIME : 1:12.281		BEST LAP TIME : 1:12.281		DIFFERENCE : 0.000		
LAP	SECTOR 1	SECTOR 2	LAP TIME	MPH	DIFF	TIME OF DAY
1 -		32.896	1:41.263	51.76	28.982	15:37:23.214
2 -	39.399	32.882	1:12.281 (1)	72.51		15:38:35.495
3 -	39.943	33.125	1:13.068 (2)	71.73	0.787	15:39:48.563
4 -	40.332	32.986	1:13.318 (3)	71.49	1.037	15:41:01.881
5 -	40.197	33.414	1:13.611	71.20	1.330	15:42:15.492
6 -	40.831	33.329	1:14.160	70.67	1.879	15:43:29.652
7 -	40.945	33.385	1:14.330	70.51	2.049	15:44:43.982
8 -	40.608	33.169	1:13.777	71.04	1.496	15:45:57.759

P17 7 MZ		John ASHMEAD		MZ ETZ250 -		
IDEAL LAP TIME : 1:13.391		BEST LAP TIME : 1:13.829		DIFFERENCE : 0.438		
LAP	SECTOR 1	SECTOR 2	LAP TIME	MPH	DIFF	TIME OF DAY
1 -		32.941	1:40.795	52.00	26.966	15:37:22.746
2 -	40.450	33.444	1:13.894 (2)	70.93	0.065	15:38:36.640
3 -	40.755	34.041	1:14.796 (3)	70.07	0.967	15:39:51.436
4 -	41.819	34.306	1:16.125	68.85	2.296	15:41:07.561
5 -	42.080	34.390	1:16.470	68.54	2.641	15:42:24.031
6 -	41.105	33.750	1:14.855	70.02	1.026	15:43:38.886
7 -	40.805	33.024	1:13.829 (1)	70.99		15:44:52.715

P18 14 MZ		Andy MARKS		MZ ETZ250 - Kingpin Components		
IDEAL LAP TIME : 1:14.583		BEST LAP TIME : 1:14.961		DIFFERENCE : 0.378		
LAP	SECTOR 1	SECTOR 2	LAP TIME	MPH	DIFF	TIME OF DAY
1 -		34.416	1:45.543	49.66	30.582	15:37:27.494
2 -	41.640	34.687	1:16.327	68.67	1.366	15:38:43.821
3 -	42.414	34.509	1:16.923	68.14	1.962	15:40:00.744
4 -	41.375	35.170	1:16.545	68.47	1.584	15:41:17.289
5 -	41.185	33.851	1:15.036 (2)	69.85	0.075	15:42:32.325
6 -	41.843	33.797	1:15.640 (3)	69.29	0.679	15:43:47.965
7 -	40.786	34.175	1:14.961 (1)	69.92		15:45:02.926

P19 22 MZ		Simon FINCH		MZ ETZ250 - BlueCloud Projects Ltd		
IDEAL LAP TIME : 1:14.676		BEST LAP TIME : 1:14.678		DIFFERENCE : 0.002		
LAP	SECTOR 1	SECTOR 2	LAP TIME	MPH	DIFF	TIME OF DAY
1 -		34.008	1:46.665	49.14	31.987	15:37:28.616
2 -	41.282	34.040	1:15.322 (2)	69.58	0.644	15:38:43.938
3 -	42.457	35.082	1:17.539	67.59	2.861	15:40:01.477
4 -	41.367	34.080	1:15.447 (3)	69.47	0.769	15:41:16.924
5 -	40.759	33.919	1:14.678 (1)	70.18		15:42:31.602
6 -	42.212	33.917	1:16.129	68.85	1.451	15:43:47.731
7 -	41.361	35.410	1:16.771	68.27	2.093	15:45:04.502

P20 8 MZ		Rich ASKEW		MZ ETZ250 - L+R construction		
IDEAL LAP TIME : 1:16.007		BEST LAP TIME : 1:16.054		DIFFERENCE : 0.047		
LAP	SECTOR 1	SECTOR 2	LAP TIME	MPH	DIFF	TIME OF DAY
1 -		34.889	1:44.167	50.31	28.113	15:37:26.118
2 -	42.037	35.020	1:17.057	68.02	1.003	15:38:43.175
3 -	42.618	35.387	1:18.005	67.19	1.951	15:40:01.180
4 -	42.047	34.546	1:16.593 (2)	68.43	0.539	15:41:17.773
5 -	41.461	34.593	1:16.054 (1)	68.91		15:42:33.827
6 -	41.936	34.997	1:16.933 (3)	68.13	0.879	15:43:50.760
7 -	42.234	35.438	1:17.672	67.48	1.618	15:45:08.432

BMCRC - MRO Championships 2023 - Rnd 2 @ Pembrey

Illuminate Design 250MZs & Blue Haze GPF 2-Strokes

RACE 13 - SECTOR ANALYSIS



SECTOR 1 = FL to I1, SECTOR 2 = I1 to FL, DIFF = Difference To Personal Best Lap, P = Crossed Finish Line in Pit Lane, D = Time Disallowed

P21 66 MZ		Graeme LEWIS		MZ ETZ250 - DND Racing Components Eng		
IDEAL LAP TIME : 1:16.331		BEST LAP TIME : 1:16.587		DIFFERENCE : 0.256		
LAP	SECTOR 1	SECTOR 2	LAP TIME	MPH	DIFF	TIME OF DAY
1 -		34.303	1:46.511	49.21	29.924	15:37:28.462
2 -	42.158	34.429	1:16.587 (1)	68.43		15:38:45.049
3 -	42.059	34.682	1:16.741 (2)	68.30	0.154	15:40:01.790
4 -	42.831	34.680	1:17.511	67.62	0.924	15:41:19.301
5 -	42.349	35.234	1:17.583	67.56	0.996	15:42:36.884
6 -	42.028	35.122	1:17.150 (3)	67.94	0.563	15:43:54.034
7 -	43.557	35.191	1:18.748	66.56	2.161	15:45:12.782

P22 565 MZ		Louis KERSHAW		MZ ETZ250 - Walkers Campers		
IDEAL LAP TIME : 1:15.011		BEST LAP TIME : 1:15.088		DIFFERENCE : 0.077		
LAP	SECTOR 1	SECTOR 2	LAP TIME	MPH	DIFF	TIME OF DAY
1 -		34.078	1:44.730	50.04	29.642	15:37:26.681
2 -	41.751	35.064	1:16.815 (2)	68.23	1.727	15:38:43.496
3 -	43.255	34.792	1:18.047	67.15	2.959	15:40:01.543
4 -	43.591	38.376	1:21.967	63.94	6.879	15:41:23.510
5 -	42.757	34.324	1:17.081 (3)	68.00	1.993	15:42:40.591
6 -	40.933	34.155	1:15.088 (1)	69.80		15:43:55.679
7 -	43.938	34.107	1:18.045	67.16	2.957	15:45:13.724

P23 566 MZ		Michael WILBY		MZ ETZ 250 - Sziler UK		
IDEAL LAP TIME : 1:16.668		BEST LAP TIME : 1:16.763		DIFFERENCE : 0.095		
LAP	SECTOR 1	SECTOR 2	LAP TIME	MPH	DIFF	TIME OF DAY
1 -		34.248	1:46.033	49.43	29.270	15:37:27.984
2 -	42.420	34.343	1:16.763 (1)	68.28		15:38:44.747
3 -	43.048	34.684	1:17.732 (2)	67.43	0.969	15:40:02.479
4 -	44.480	35.401	1:19.881	65.61	3.118	15:41:22.360
5 -	43.668	35.257	1:18.925 (3)	66.41	2.162	15:42:41.285
6 -	43.910	35.524	1:19.434	65.98	2.671	15:44:00.719
7 -	45.114	35.557	1:20.671	64.97	3.908	15:45:21.390

P24 24 MZ		Tony PARKER		MZ ETZ250 - Cancer Research UK		
IDEAL LAP TIME : 1:21.695		BEST LAP TIME : 1:21.695		DIFFERENCE : 0.000		
LAP	SECTOR 1	SECTOR 2	LAP TIME	MPH	DIFF	TIME OF DAY
1 -		37.425	1:51.678	46.93	29.983	15:37:33.629
2 -	47.389	38.713	1:26.102	60.87	4.407	15:38:59.731
3 -	46.714	37.511	1:24.225	62.23	2.530	15:40:23.956
4 -	48.215	36.898	1:25.113	61.58	3.418	15:41:49.069
5 -	45.558	36.848	1:22.406 (3)	63.60	0.711	15:43:11.475
6 -	45.432	36.569	1:22.001 (2)	63.92	0.306	15:44:33.476
7 -	45.205	36.490	1:21.695 (1)	64.16		15:45:55.171

P25 6 MZ		Paul ANSELL		MZ ETZ250 -		
IDEAL LAP TIME :		BEST LAP TIME : 1:25.399		DIFFERENCE :		
LAP	SECTOR 1	SECTOR 2	LAP TIME	MPH	DIFF	TIME OF DAY
1 -			1:56.000	45.18	30.601	15:37:37.951
2 -			1:26.347 (2)	60.70	0.948	15:39:04.298
3 -			1:27.001 (3)	60.24	1.602	15:40:31.299
4 -			1:27.112	60.17	1.713	15:41:58.411
5 -			1:25.399 (1)	61.37		15:43:23.810
6 -			1:27.746	59.73	2.347	15:44:51.556

BMCRC - MRO Championships 2023 - Rnd 2 @ Pembrey

Illuminate Design 250MZs & Blue Haze GPF 2-Strokes

RACE 13 - SECTOR ANALYSIS



SECTOR 1 = FL to I1, SECTOR 2 = I1 to FL, DIFF = Difference To Personal Best Lap, P = Crossed Finish Line in Pit Lane, D = Time Disallowed

P26 39 GPF Robert KEOGH		Yamaha TZR250 -				
IDEAL LAP TIME : 1:07.414		BEST LAP TIME : 1:07.414		DIFFERENCE : 0.000		
LAP	SECTOR 1	SECTOR 2	LAP TIME	MPH	DIFF	TIME OF DAY
1 -		31.221	1:16.445	68.56	9.031	15:36:58.396
2 -	37.715	30.181	1:07.896 (2)	77.20	0.482	15:38:06.292
3 -	37.389	30.025	1:07.414 (1)	77.75		15:39:13.706

BMCRC - MRO Championships 2023 - Rnd 2 @ Pembrey

Illuminate Design 250MZs & Blue Haze GPF 2-Stroke

RACE 13 - BEST SECTORS

SECTOR 1			SECTOR 2			IDEAL / BEST COMPARISON						
POS	NO	NAME	TIME	NO	NAME	TIME	POS	NO	NAME	IDEAL	BEST	DIFF
									PERFECT LAP	1:06.703		
1	28	McCARTER	36.972	70	BURSCOUGH	29.731	1	28	McCARTER	1:06.781	1:06.781	0.000
2	18	BALL	37.007	28	McCARTER	29.809	2	18	BALL	1:06.846	1:06.846	0.000
3	70	BURSCOUGH	37.378	18	BALL	29.839	3	70	BURSCOUGH	1:07.109	1:07.222	0.113
4	39	KEOGH	37.389	39	KEOGH	30.025	4	39	KEOGH	1:07.414	1:07.414	0.000
5	26	LEE	37.524	26	LEE	30.326	5	26	LEE	1:07.850	1:07.938	0.088
6	85	WALES	37.707	72	HAMILTON	30.501	6	72	HAMILTON	1:08.712	1:09.170	0.458
7	69	MANN	37.912	42	PEARSON	31.038	7	69	MANN	1:09.287	1:09.431	0.144
8	72	HAMILTON	38.211	60	GOUGH	31.245	8	85	WALES	1:09.319	1:09.419	0.100
9	42	PEARSON	38.434	69	MANN	31.375	9	42	PEARSON	1:09.472	1:09.953	0.481
10	75	WOODALL	38.555	162	COOPER	31.603	10	60	GOUGH	1:09.804	1:10.035	0.231
11	60	GOUGH	38.559	85	WALES	31.612	11	17	FISHWICK	1:10.284	1:10.317	0.033
12	17	FISHWICK	38.601	17	FISHWICK	31.683	12	75	WOODALL	1:10.574	1:10.574	0.000
13	95	ROGERS	38.714	47	ALDERSLADE	31.754	13	95	ROGERS	1:10.693	1:10.903	0.210
14	96	KENT	38.870	95	ROGERS	31.979	14	96	KENT	1:11.001	1:11.223	0.222
15	13	RYAN	39.399	75	WOODALL	32.019	15	47	ALDERSLADE	1:11.232	1:11.232	0.000
16	47	ALDERSLADE	39.478	96	KENT	32.131	16	162	COOPER	1:11.804	1:11.804	0.000
17	162	COOPER	40.201	13	RYAN	32.882	17	13	RYAN	1:12.281	1:12.281	0.000
18	7	ASHMEAD	40.450	7	ASHMEAD	32.941	18	7	ASHMEAD	1:13.391	1:13.829	0.438
19	22	FINCH	40.759	14	MARKS	33.797	19	14	MARKS	1:14.583	1:14.961	0.378
20	14	MARKS	40.786	22	FINCH	33.917	20	22	FINCH	1:14.676	1:14.678	0.002
21	565	KERSHAW	40.933	565	KERSHAW	34.078	21	565	KERSHAW	1:15.011	1:15.088	0.077
22	8	ASKEW	41.461	566	WILBY	34.248	22	8	ASKEW	1:16.007	1:16.054	0.047
23	66	LEWIS	42.028	66	LEWIS	34.303	23	66	LEWIS	1:16.331	1:16.587	0.256
24	566	WILBY	42.420	8	ASKEW	34.546	24	566	WILBY	1:16.668	1:16.763	0.095
25	24	PARKER	45.205	24	PARKER	36.490	25	24	PARKER	1:21.695	1:21.695	0.000
26							26	6	ANSELL		1:25.399	

BMCRC - MRO Championships 2023 - Rnd 2 @ Pembrey

Illuminate Design 250MZs & Blue Haze GPF 2-Stroke

RACE 13 - STATISTICS

Competitors Started	26
Planned Start	2023-04-08 @ 15:56:00.000
Actual Start	2023-04-08 @ 15:35:41.950
Finish Time	2023-04-08 @ 15:44:47.114
Track Length	1.4560mi.
Total Laps	193
Total Distance Covered	281.0080mi.

Session Fastest Lap History

NO	CL	NAME	LAP TIME	TIME OF DAY	LAP	VEHICLE
70	GPF	Andrew BURSCOUGH	1:07.222	15:38:00.745	2	Yamaha YPVS 350
18	GPF	David BALL	1:06.846	15:39:08.207	3	Yamaha TZR250F3
28	GPF	Liam McCARTER	1:06.781	15:39:08.421	3	Yamaha TZR

Session Leader History

NO	CL	NAME	FROM LAP	LAPS LED	DISTANCE	VEHICLE
70	GPF	Andrew BURSCOUGH	1	3	4.36 miles	Yamaha YPVS 350
28	GPF	Liam McCARTER	4	1	1.45 miles	Yamaha TZR
70	GPF	Andrew BURSCOUGH	5	4	5.82 miles	Yamaha YPVS 350

Flag History

TYPE	TIME OF DAY
GREEN	15:35:41.950
FINISH	15:44:47.114

Flag Statistics

TYPE	COUNT	TOTAL LAPS	TOTAL TIME
Green	1	8	10:34.052
Red	0	0	0.000
Safety Car	0	0	0.000
FCY	0	0	0.000

BMCRC - MRO Championships 2023 - Rnd 2 @ Pembrey

Illuminate Design 250MZs & Blue Haze GPF 2-Stroke

RACE 13 - STATISTICS

CLASS : MZ

15 Starters

Fastest Lap History

NO	NAME	LAP TIME	TIME OF DAY	LAP	VEHICLE
85	Andrew WALES	1:09.419	15:38:29.189	2	MZ ETZ 250

Leader History

NO	NAME	FROM LAP	LAPS LED	DISTANCE	VEHICLE
85	Andrew WALES	1	3	4.36 miles	MZ ETZ 250
69	Alexander MANN	4	1	1.45 miles	MZ TS 250
85	Andrew WALES	5	4	5.82 miles	MZ ETZ 250

BMCRC - MRO Championships 2023 - Rnd 2 @ Pembrey

Illuminate Design 250MZs & Blue Haze GPF 2-Stroke

RACE 13 - STATISTICS

CLASS : GPF

11 Starters

Fastest Lap History

NO	NAME	LAP TIME	TIME OF DAY	LAP	VEHICLE
70	Andrew BURSCOUGH	1:07.222	15:38:00.745	2	Yamaha YPVS 350
18	David BALL	1:06.846	15:39:08.207	3	Yamaha TZR250F3
28	Liam McCARTER	1:06.781	15:39:08.421	3	Yamaha TZR

Leader History

NO	NAME	FROM LAP	LAPS LED	DISTANCE	VEHICLE
70	Andrew BURSCOUGH	1	3	4.36 miles	Yamaha YPVS 350
28	Liam McCARTER	4	1	1.45 miles	Yamaha TZR
70	Andrew BURSCOUGH	5	4	5.82 miles	Yamaha YPVS 350

BMCRC - MRO Championships 2023 - Rnd 2 @ Pembrey

Illuminate Design 250MZs & Blue Haze GPF 2-Strokes

RACE 2 - GRID (10 Laps)

ROW 9	27	1:11.804	162	Darren COOPER	26	1:11.232	47	Roy ALDERSLADE	25	1:09.953	42	Martin PEARSON
ROW 8	24	1:09.170	72	John HAMILTON	23	1:07.938	26	Damian LEE	22	1:07.414	39	Robert KEOGH
ROW 7	21	1:07.222	70	Andrew BURSCOUGH	20	1:06.846	18	David BALL	19	1:06.781	28	Liam McCARTER
ROW 6	18				17				16			
ROW 5	15	1:25.399	6	Paul ANSELL	14	1:21.695	24	Tony PARKER	13	1:16.763	566	Michael WILBY
ROW 4	12	1:16.587	66	Graeme LEWIS	11	1:16.054	8	Rich ASKEW	10	1:15.088	565	Louis KERSHAW
ROW 3	9	1:14.961	14	Andy MARKS	8	1:14.678	22	Simon FINCH	7	1:13.829	7	John ASHMEAD
ROW 2	6	1:12.281	13	Gordon RYAN	5	1:11.223	96	Chris KENT	4	1:10.903	95	Christopher ROGERS
ROW 1	3	1:10.574	75	Peter WOODALL	2	1:09.431	69	Alexander MANN	1	1:09.419	85	Andrew WALES
Pole												

Pembrey National: 1.4560 miles

These results are provisional until the conclusion of any judicial and technical matters.

Clerk Of Course :	Stewards :	Timekeeper : Sarah Evans
-------------------	------------	--------------------------

Results can be found at www.tsl-timing.com

Printed - 15:56 Saturday, 08 April 2023



BMCRC - MRO Championships 2023 - Rnd 2 @ Pembrey

Illuminate Design 250MZs & Blue Haze GPF 2-Stroke

RACE 2 - RED FLAG - CLASSIFICATION

POS	NO	CL	PIC NAME	ENTRY	LAPS	TIME	GAP	DIFF	MPH	BEST	ON
1	85	MZ	1 Andrew WALES	MZ ETZ 250 - Illuminated Design LTD	5	5:55.507			73.71	1:09.686	4
2	69	MZ	2 Alexander MANN	MZ TS 250 - HS RACING	4	4:47.562	1 Lap	1 Lap	72.91	1:10.087	3
3	95	MZ	3 Christopher ROGERS	MZ ETZ 250 - CB Racing	4	4:48.982	1 Lap	1.420	72.55	1:10.270	4
4	75	MZ	4 Peter WOODALL	MZ ETZ 250 - Online Lubricants	4	4:57.650	1 Lap	8.668	70.43	1:12.297	2
5	96	MZ	5 Chris KENT	MZ ETZ 250 -	4	4:59.544	1 Lap	1.894	69.99	1:12.864	2
6	7	MZ	6 John ASHMEAD	MZ ETZ250 -	4	5:04.231	1 Lap	4.687	68.91	1:13.893	4
7	565	MZ	7 Louis KERSHAW	MZ ETZ250 - Walkers Campers	4	5:06.722	1 Lap	2.491	68.35	1:13.441	4
8	28	GPF	1 Liam McCARTER	Yamaha TZR - Katie McCarter	4	5:07.294	1 Lap	0.572	68.22	1:07.568	2
9	13*	MZ	8 Gordon RYAN	MZ ETZ250 - Prism Work Psychology	4	5:08.355	1 Lap	1.061	67.99	1:12.356	2
10	26	GPF	2 Damian LEE	Yamaha TZR250 - Leed Autos	4	5:14.661	1 Lap	6.306	66.63	1:08.750	2
11	66	MZ	9 Graeme LEWIS	MZ ETZ250 - DND Racing Components Eng	4	5:16.729	1 Lap	2.068	66.19	1:16.947	3
12	8	MZ	10 Rich ASKEW	MZ ETZ250 - L+R construction	4	5:16.900	1 Lap	0.171	66.16	1:17.440	4
13	566	MZ	11 Michael WILBY	MZ ETZ 250 - Sziler UK	4	5:28.245	1 Lap	11.345	63.87	1:18.714	2
14	162	GPF	3 Darren COOPER	Yamaha TZR250 - Twistgrip Motorcycles	4	5:36.853	1 Lap	8.608	62.24	1:13.821	3
15	42	GPF	4 Martin PEARSON	Yamaha TZR250 -	4	5:38.319	1 Lap	1.466	61.97	1:13.979	4

NOT CLASSIFIED

NC	22	MZ	Simon FINCH	MZ ETZ250 - BlueCloud Projects Ltd	4	5:10.790	1 Lap		67.46	1:15.456	2
NC	70	GPF	Andrew BURSCOUGH	Yamaha YPVS 350 - Mad biker designs/Martitanium	4	5:12.487	1 Lap	1.697	67.09	1:09.006	2
DNF	24	MZ	Tony PARKER	MZ ETZ250 - Cancer Research UK	0						
DNF	72	GPF	John HAMILTON	Yamaha TRZ250 - LW Racing	0						
DNF	56	MZ	Russell TURNER	MZ ETZ250 - TT Racing	0						

NOT STARTED

NS	14	MZ	Andy MARKS	MZ ETZ250 - Kingpin Components							
NS	6	MZ	Paul ANSELL	MZ ETZ250 -							
NS	18	GPF	David BALL	Yamaha TZR250F3 - Gardiner Page and Roe pensi							
NS	39	GPF	Robert KEOGH	Yamaha TZR250 -							
NS	47	GPF	Roy ALDERSLADE	Yamaha TZR250 -							

FASTEST LAP

	28	GPF	Liam McCARTER	Yamaha TZR - Katie McCarter	2	1:07.568			77.57 mph	124.84 kph	
	85	MZ	Andrew WALES	MZ ETZ 250 - Illuminated Design LTD	4	1:09.686			75.21 mph	121.05 kph	

Bike 13 - 10 second penalty - Jump start
Bikes 22 & 70 - Not running at time of Red Flag
Class MZ - 92.5% of Race Speed = 68.18 mph
Class GPF - 92.5% of Race Speed = 63.10 mph
Red Flag (end of session): 09:41

Weather / Track : Bright / Dry

These results are provisional until the conclusion of any judicial and technical matters.

Race Distance: 5 Laps / 7.28 miles
 Pembrey National: 1.4560 miles
 Date: 09/04/2023 Start: 09:35 Finish: 00:00

Clerk Of Course :	Stewards :	Timekeeper : Sarah Evans
-------------------	------------	--------------------------

Results can be found at www.tsl-timing.com

Printed - 09:47 Sunday, 09 April 2023



BMCRC - MRO Championships 2023 - Rnd 2 @ Pembrey

Illuminate Design 250MZs & Blue Haze GPF 2-Strokes

RACE 2 - RED FLAG - LAP CHART

LAP 1 @ 09:37:12.030

NO	BEHIND	LAP TIME
85		1:15.900
69	1.052	1:16.952
95	1.882	1:17.782
96	2.580	1:18.480
75	3.222	1:19.122
13	3.701	1:19.601
7	5.188	1:21.088
8	7.133	1:23.033
565	7.782	1:23.682
22	7.824	1:23.724
66	8.739	1:24.639
566	15.700	1:31.600
28	27.370	1:43.270
70	28.153	1:44.053
26	30.145	1:46.045
162	37.933	1:53.833
42	38.496	1:54.396

69	1.857	1:10.312
95	3.277	1:10.270
75	11.945	1:13.246
13	12.650	1:13.055
96	13.839	1:13.762
7	18.526	1:13.893
565	21.017	1:13.441
28	21.589	1:08.153
22	25.085	1:15.674
70	26.782	1:10.121
26	28.956	1:09.598
66	31.024	1:17.433
8	31.195	1:17.440
566	42.540	1:19.053
162	51.148	1:14.478
42	52.614	1:13.979

LAP 5 @ 09:41:51.637

NO	BEHIND	LAP TIME
85		1:09.802

LAP 2 @ 09:38:22.083

NO	BEHIND	LAP TIME
85		1:10.053
69	1.210	1:10.211
95	2.329	1:10.500
96	5.391	1:12.864
75	5.466	1:12.297
13	6.004	1:12.356
7	10.116	1:14.981
22	13.227	1:15.456
565	13.432	1:15.703
8	14.794	1:17.714
66	16.396	1:17.710
566	24.361	1:18.714
28	24.885	1:07.568
70	27.106	1:09.006
26	28.842	1:08.750
162	42.601	1:14.721
42	44.079	1:15.636

LAP 3 @ 09:39:32.149

NO	BEHIND	LAP TIME
85		1:10.066
69	1.231	1:10.087
95	2.693	1:10.430
75	8.385	1:12.985
13	9.281	1:13.343
96	9.763	1:14.438
7	14.319	1:14.269
565	17.262	1:13.896
22	19.097	1:15.936
28	23.122	1:08.303
66	23.277	1:16.947
8	23.441	1:18.713
70	26.347	1:09.307
26	29.044	1:10.268
566	33.173	1:18.878
162	46.356	1:13.821
42	48.321	1:14.308

LAP 4 @ 09:40:41.835

NO	BEHIND	LAP TIME
85		1:09.686

Weather / Track : Bright / Dry

Results can be found at www.tsl-timing.com

Pembrey National: 1.4560 miles
Date: 09/04/2023 Start: 09:35 Finish: 00:00

Printed - 09:45 Sunday, 09 April 2023

BMCRC - MRO Championships 2023 - Rnd 2 @ Pembrey

Illuminate Design 250MZs & Blue Haze GPF 2-Strokes

RACE 2 - RED FLAG - POSITION CHART

No	Name	Lap	1	2	3	4	5
		Pos					
85	WALES	1	85	85	85	85	85
69	MANN	2	69	69	69	69	
75	WOODALL	3	95	95	95	95	
95	ROGERS	4	96	96	75	75	
96	KENT	5	75	75	13	13	
13	RYAN	6	13	13	96	96	
7	ASHMEAD	7	7	7	7	7	
22	FINCH	8	8	22	565	565	
14	MARKS	9	565	565	22	28	
565	KERSHAW	10	22	8	28	22	
8	ASKEW	11	66	66	66	70	
66	LEWIS	12	566	566	8	26	
566	WILBY	13	28	28	70	66	
24	PARKER	14	70	70	26	8	
6	ANSELL	15	26	26	566	566	
28	McCARTER	16	162	162	162	162	
18	BALL	17	42	42	42	42	
70	BURSCOUGH	18					
39	KEOGH	19					
26	LEE	20					
72	HAMILTON	21					
42	PEARSON	22					
47	ALDERSLADE	23					
162	COOPER	24					
56	TURNER	25					

BMCRC - MRO Championships 2023 - Rnd 2 @ Pembrey

Illuminate Design 250MZs & Blue Haze GPF 2-Strokes

RACE 2 - RED FLAG - SECTOR ANALYSIS



SECTOR 1 = FL to I1, SECTOR 2 = I1 to FL, DIFF = Difference To Personal Best Lap, P = Crossed Finish Line in Pit Lane, D = Time Disallowed

P1 85 MZ Andrew WALES		MZ ETZ 250 - Illuminated Design LTD				
IDEAL LAP TIME : 1:09.524		BEST LAP TIME : 1:09.686		DIFFERENCE : 0.162		
LAP	SECTOR 1	SECTOR 2	LAP TIME	MPH	DIFF	TIME OF DAY
1 -		31.743	1:15.900	69.05	6.214	09:37:12.030
2 -	38.426	31.627	1:10.053 (3)	74.82	0.367	09:38:22.083
3 -	38.591	31.475	1:10.066	74.80	0.380	09:39:32.149
4 -	38.125	31.561	1:09.686 (1)	75.21		09:40:41.835
5 -	38.403	31.399	1:09.802 (2)	75.09	0.116	09:41:51.637

P2 69 MZ Alexander MANN		MZ TS 250 - HS RACING				
IDEAL LAP TIME : 1:09.922		BEST LAP TIME : 1:10.087		DIFFERENCE : 0.165		
LAP	SECTOR 1	SECTOR 2	LAP TIME	MPH	DIFF	TIME OF DAY
1 -		31.952	1:16.952	68.11	6.865	09:37:13.082
2 -	38.551	31.660	1:10.211 (2)	74.65	0.124	09:38:23.293
3 -	38.616	31.471	1:10.087 (1)	74.78		09:39:33.380
4 -	38.457	31.855	1:10.312 (3)	74.54	0.225	09:40:43.692

P3 95 MZ Christopher ROGERS		MZ ETZ 250 - CB Racing				
IDEAL LAP TIME : 1:10.270		BEST LAP TIME : 1:10.270		DIFFERENCE : 0.000		
LAP	SECTOR 1	SECTOR 2	LAP TIME	MPH	DIFF	TIME OF DAY
1 -		31.984	1:17.782	67.38	7.512	09:37:13.912
2 -	38.675	31.825	1:10.500 (3)	74.34	0.230	09:38:24.412
3 -	38.654	31.776	1:10.430 (2)	74.42	0.160	09:39:34.842
4 -	38.573	31.697	1:10.270 (1)	74.59		09:40:45.112

P4 75 MZ Peter WOODALL		MZ ETZ 250 - Online Lubricants				
IDEAL LAP TIME : 1:12.076		BEST LAP TIME : 1:12.297		DIFFERENCE : 0.221		
LAP	SECTOR 1	SECTOR 2	LAP TIME	MPH	DIFF	TIME OF DAY
1 -		32.620	1:19.122	66.24	6.825	09:37:15.252
2 -	39.456	32.841	1:12.297 (1)	72.50		09:38:27.549
3 -	40.211	32.774	1:12.985 (2)	71.81	0.688	09:39:40.534
4 -	39.983	33.263	1:13.246 (3)	71.56	0.949	09:40:53.780

P5 96 MZ Chris KENT		MZ ETZ 250 -				
IDEAL LAP TIME : 1:12.516		BEST LAP TIME : 1:12.864		DIFFERENCE : 0.348		
LAP	SECTOR 1	SECTOR 2	LAP TIME	MPH	DIFF	TIME OF DAY
1 -		32.840	1:18.480	66.78	5.616	09:37:14.610
2 -	39.676	33.188	1:12.864 (1)	71.93		09:38:27.474
3 -			1:14.438 (3)	70.41	1.574	09:39:41.912
4 -	40.088	33.674	1:13.762 (2)	71.06	0.898	09:40:55.674

P6 7 MZ John ASHMEAD		MZ ETZ250 -				
IDEAL LAP TIME : 1:13.819		BEST LAP TIME : 1:13.893		DIFFERENCE : 0.074		
LAP	SECTOR 1	SECTOR 2	LAP TIME	MPH	DIFF	TIME OF DAY
1 -		33.099	1:21.088	64.64	7.195	09:37:17.218
2 -	41.381	33.600	1:14.981 (3)	69.90	1.088	09:38:32.199
3 -	41.099	33.170	1:14.269 (2)	70.57	0.376	09:39:46.468
4 -	40.720	33.173	1:13.893 (1)	70.93		09:41:00.361

P7 565 MZ Louis KERSHAW		MZ ETZ250 - Walkers Campers				
IDEAL LAP TIME : 1:13.324		BEST LAP TIME : 1:13.441		DIFFERENCE : 0.117		
LAP	SECTOR 1	SECTOR 2	LAP TIME	MPH	DIFF	TIME OF DAY
1 -		33.737	1:23.682	62.63	10.241	09:37:19.812
2 -	41.811	33.892	1:15.703 (3)	69.23	2.262	09:38:35.515
3 -	40.862	33.034	1:13.896 (2)	70.93	0.455	09:39:49.411
4 -	40.381	33.060	1:13.441 (1)	71.37		09:41:02.852

BMCR - MRO Championships 2023 - Rnd 2 @ Pembrey

Illuminate Design 250MZs & Blue Haze GPF 2-Stroke

RACE 2 - RED FLAG - SECTOR ANALYSIS



SECTOR 1 = FL to I1, SECTOR 2 = I1 to FL, DIFF = Difference To Personal Best Lap, P = Crossed Finish Line in Pit Lane, D = Time Disallowed

P8 28 GPF		Liam McCARTER		Yamaha TZR - Katie McCarter		
IDEAL LAP TIME : 1:07.568		BEST LAP TIME : 1:07.568		DIFFERENCE : 0.000		
LAP	SECTOR 1	SECTOR 2	LAP TIME	MPH	DIFF	TIME OF DAY
1 -		30.038	1:43.270	50.75	35.702	09:37:39.400
2 -	37.730	29.838	1:07.568 (1)	77.57		09:38:46.968
3 -	37.965	30.338	1:08.303 (3)	76.74	0.735	09:39:55.271
4 -	38.040	30.113	1:08.153 (2)	76.90	0.585	09:41:03.424

P9 13 MZ		Gordon RYAN		MZ ETZ250 - Prism Work Psychology		
IDEAL LAP TIME : 1:12.340		BEST LAP TIME : 1:12.356		DIFFERENCE : 0.016		
LAP	SECTOR 1	SECTOR 2	LAP TIME	MPH	DIFF	TIME OF DAY
1 -		32.717	1:19.601	65.84	7.245	09:37:15.731
2 -	39.775	32.581	1:12.356 (1)	72.44		09:38:28.087
3 -	40.374	32.969	1:13.343 (3)	71.46	0.987	09:39:41.430
4 -	40.172	32.883	1:13.055 (2)	71.74	0.699	09:40:54.485

P10 22 MZ		Simon FINCH		MZ ETZ250 - BlueCloud Projects Ltd		
IDEAL LAP TIME : 1:15.176		BEST LAP TIME : 1:15.456		DIFFERENCE : 0.280		
LAP	SECTOR 1	SECTOR 2	LAP TIME	MPH	DIFF	TIME OF DAY
1 -		34.248	1:23.724	62.60	8.268	09:37:19.854
2 -	41.402	34.054	1:15.456 (1)	69.46		09:38:35.310
3 -	42.162	33.774	1:15.936 (3)	69.02	0.480	09:39:51.246
4 -	41.564	34.110	1:15.674 (2)	69.26	0.218	09:41:06.920

P11 70 GPF		Andrew BURSCOUGH		Yamaha YPVS 350 - Mad biker designs/Martitanium		
IDEAL LAP TIME : 1:08.493		BEST LAP TIME : 1:09.006		DIFFERENCE : 0.513		
LAP	SECTOR 1	SECTOR 2	LAP TIME	MPH	DIFF	TIME OF DAY
1 -		30.058	1:44.053	50.37	35.047	09:37:40.183
2 -	38.435	30.571	1:09.006 (1)	75.95		09:38:49.189
3 -	38.511	30.796	1:09.307 (2)	75.62	0.301	09:39:58.496
4 -	39.087	31.034	1:10.121 (3)	74.75	1.115	09:41:08.617

P12 26 GPF		Damian LEE		Yamaha TZR250 - Leed Autos		
IDEAL LAP TIME : 1:08.529		BEST LAP TIME : 1:08.750		DIFFERENCE : 0.221		
LAP	SECTOR 1	SECTOR 2	LAP TIME	MPH	DIFF	TIME OF DAY
1 -		30.503	1:46.045	49.42	37.295	09:37:42.175
2 -	38.026	30.724	1:08.750 (1)	76.24		09:38:50.925
3 -	39.257	31.011	1:10.268 (3)	74.59	1.518	09:40:01.193
4 -	38.389	31.209	1:09.598 (2)	75.31	0.848	09:41:10.791

P13 66 MZ		Graeme LEWIS		MZ ETZ250 - DND Racing Components Eng		
IDEAL LAP TIME : 1:16.875		BEST LAP TIME : 1:16.947		DIFFERENCE : 0.072		
LAP	SECTOR 1	SECTOR 2	LAP TIME	MPH	DIFF	TIME OF DAY
1 -		34.869	1:24.639	61.92	7.692	09:37:20.769
2 -	42.423	35.287	1:17.710 (3)	67.45	0.763	09:38:38.479
3 -	42.495	34.452	1:16.947 (1)	68.11		09:39:55.426
4 -	42.865	34.568	1:17.433 (2)	67.69	0.486	09:41:12.859

P14 8 MZ		Rich ASKEW		MZ ETZ250 - L+R construction		
IDEAL LAP TIME : 1:17.243		BEST LAP TIME : 1:17.440		DIFFERENCE : 0.197		
LAP	SECTOR 1	SECTOR 2	LAP TIME	MPH	DIFF	TIME OF DAY
1 -		34.509	1:23.033	63.12	5.593	09:37:19.163
2 -	43.091	34.623	1:17.714 (2)	67.44	0.274	09:38:36.877
3 -	43.279	35.434	1:18.713 (3)	66.59	1.273	09:39:55.590
4 -	43.017	34.423	1:17.440 (1)	67.68		09:41:13.030

BMCRC - MRO Championships 2023 - Rnd 2 @ Pembrey

Illuminate Design 250MZs & Blue Haze GPF 2-Stroke

RACE 2 - RED FLAG - SECTOR ANALYSIS



SECTOR 1 = FL to I1, SECTOR 2 = I1 to FL, DIFF = Difference To Personal Best Lap, P = Crossed Finish Line in Pit Lane, D = Time Disallowed

P15 566 MZ Michael WILBY		MZ ETZ 250 - Sziler UK				
IDEAL LAP TIME : 1:18.513		BEST LAP TIME : 1:18.714				
		DIFFERENCE : 0.201				
LAP	SECTOR 1	SECTOR 2	LAP TIME	MPH	DIFF	TIME OF DAY
1 -		35.236	1:31.600	57.22	12.886	09:37:27.730
2 -	43.736	34.978	1:18.714 (1)	66.59		09:38:46.444
3 -	44.101	34.777	1:18.878 (2)	66.45	0.164	09:40:05.322
4 -	43.955	35.098	1:19.053 (3)	66.30	0.339	09:41:24.375

P16 162 GPF Darren COOPER		Yamaha TZR250 - Twistgrip Motorcycles				
IDEAL LAP TIME : 1:13.821		BEST LAP TIME : 1:13.821				
		DIFFERENCE : 0.000				
LAP	SECTOR 1	SECTOR 2	LAP TIME	MPH	DIFF	TIME OF DAY
1 -		33.815	1:53.833	46.04	40.012	09:37:49.963
2 -	41.934	32.787	1:14.721 (3)	70.14	0.900	09:39:04.684
3 -	41.505	32.316	1:13.821 (1)	71.00		09:40:18.505
4 -	41.589	32.889	1:14.478 (2)	70.37	0.657	09:41:32.983

P17 42 GPF Martin PEARSON		Yamaha TZR250 -				
IDEAL LAP TIME : 1:13.979		BEST LAP TIME : 1:13.979				
		DIFFERENCE : 0.000				
LAP	SECTOR 1	SECTOR 2	LAP TIME	MPH	DIFF	TIME OF DAY
1 -		34.579	1:54.396	45.81	40.417	09:37:50.526
2 -	42.729	32.907	1:15.636 (3)	69.30	1.657	09:39:06.162
3 -	42.114	32.194	1:14.308 (2)	70.53	0.329	09:40:20.470
4 -	41.984	31.995	1:13.979 (1)	70.85		09:41:34.449

BMCRC - MRO Championships 2023 - Rnd 2 @ Pembrey

Illuminate Design 250MZs & Blue Haze GPF 2-Strokes

RACE 2 - RED FLAG - BEST SECTORS

SECTOR 1			SECTOR 2			IDEAL / BEST COMPARISON						
POS	NO	NAME	TIME	NO	NAME	TIME	POS	NO	NAME	IDEAL	BEST	DIFF
									PERFECT LAP	1:07.568		
1	28	McCARTER	37.730	28	McCARTER	29.838	1	28	McCARTER	1:07.568	1:07.568	0.000
2	26	LEE	38.026	70	BURSCOUGH	30.058	2	70	BURSCOUGH	1:08.493	1:09.006	0.513
3	85	WALES	38.125	26	LEE	30.503	3	26	LEE	1:08.529	1:08.750	0.221
4	70	BURSCOUGH	38.435	85	WALES	31.399	4	85	WALES	1:09.524	1:09.686	0.162
5	69	MANN	38.451	69	MANN	31.471	5	69	MANN	1:09.922	1:10.087	0.165
6	95	ROGERS	38.573	95	ROGERS	31.697	6	95	ROGERS	1:10.270	1:10.270	0.000
7	75	WOODALL	39.456	42	PEARSON	31.995	7	75	WOODALL	1:12.076	1:12.297	0.221
8	96	KENT	39.676	162	COOPER	32.316	8	13	RYAN	1:12.340	1:12.356	0.016
9	13	RYAN	39.759	13	RYAN	32.581	9	96	KENT	1:12.516	1:12.864	0.348
10	565	KERSHAW	40.290	75	WOODALL	32.620	10	565	KERSHAW	1:13.324	1:13.441	0.117
11	7	ASHMEAD	40.720	96	KENT	32.840	11	7	ASHMEAD	1:13.819	1:13.893	0.074
12	22	FINCH	41.402	565	KERSHAW	33.034	12	162	COOPER	1:13.821	1:13.821	0.000
13	162	COOPER	41.505	7	ASHMEAD	33.099	13	42	PEARSON	1:13.979	1:13.979	0.000
14	42	PEARSON	41.984	22	FINCH	33.774	14	22	FINCH	1:15.176	1:15.456	0.280
15	66	LEWIS	42.423	8	ASKEW	34.423	15	66	LEWIS	1:16.875	1:16.947	0.072
16	8	ASKEW	42.820	66	LEWIS	34.452	16	8	ASKEW	1:17.243	1:17.440	0.197
17	566	WILBY	43.736	566	WILBY	34.777	17	566	WILBY	1:18.513	1:18.714	0.201
18												
19												
20												

BMCRC - MRO Championships 2023 - Rnd 2 @ Pembrey

Illuminate Design 250MZs & Blue Haze GPF 2-Stroke

RACE 2 - RED FLAG - STATISTICS

Competitors Started 17
Planned Start 2023-04-09 @ 09:40:00.000
Actual Start 2023-04-09 @ 09:35:56.129
Finish Time
Track Length 1.4560mi.
Total Laps 69
Total Distance Covered 100.4640mi.

Session Fastest Lap History

NO	CL	NAME	LAP TIME	TIME OF DAY	LAP	VEHICLE
85	MZ	Andrew WALES	1:10.053	09:38:22.116	2	MZ ETZ 250
28	GPF	Liam McCARTER	1:07.568	09:38:46.979	2	Yamaha TZR

Session Leader History

NO	CL	NAME	FROM LAP	LAPS LED	DISTANCE	VEHICLE
85	MZ	Andrew WALES	1	5	7.28 miles	MZ ETZ 250

Flag History

TYPE	TIME OF DAY
GREEN	09:35:56.129
RED	09:41:53.032

Flag Statistics

TYPE	COUNT	TOTAL LAPS	TOTAL TIME
Green	1	5	5:56.903
Red	1	0	0.000
Safety Car	0	0	0.000
FCY	0	0	0.000

BMCRC - MRO Championships 2023 - Rnd 2 @ Pembrey

Illuminate Design 250MZs & Blue Haze GPF 2-Stroke

RACE 2 - RED FLAG - STATISTICS

CLASS : MZ

12 Starters

Fastest Lap History

NO	NAME	LAP TIME	TIME OF DAY	LAP	VEHICLE
85	Andrew WALES	1:10.053	09:38:22.116	2	MZ ETZ 250
85	Andrew WALES	1:09.686	09:40:41.868	4	MZ ETZ 250

Leader History

NO	NAME	FROM LAP	LAPS LED	DISTANCE	VEHICLE
85	Andrew WALES	1	5	7.28 miles	MZ ETZ 250

BMCRC - MRO Championships 2023 - Rnd 2 @ Pembrey

Illuminate Design 250MZs & Blue Haze GPF 2-Stroke

RACE 2 - RED FLAG - STATISTICS

CLASS : GPF

5 Starters

Fastest Lap History

NO	NAME	LAP TIME	TIME OF DAY	LAP	VEHICLE
28	Liam McCARTER	1:07.568	09:38:46.979	2	Yamaha TZR

Leader History

NO	NAME	FROM LAP	LAPS LED	DISTANCE	VEHICLE
28	Liam McCARTER	1	4	5.82 miles	Yamaha TZR

BMCRC - MRO Championships 2023 - Rnd 2 @ Pembrey

Illuminate Design 250MZs & Blue Haze GPF 2-Stroke

RACE 13 - GRID (10 Laps) - AMENDED

ROW 10	1		1		28	56	Russell TURNER							
ROW 9		27	6	Paul ANSELL	26	24	Tony PARKER	25	14	Andy MARKS				
ROW 8		24	566	Michael WILBY	1:18.714	23	8	Rich ASKEW	1:17.440	22	66	Graeme LEWIS	1:16.947	
ROW 7			21	22	Simon FINCH	1:15.456	20	7	John ASHMEAD	1:13.893	19	565	Louis KERSHAW	1:13.441
ROW 6		18	96	Chris KENT	1:12.864	17	13	Gordon RYAN	1:12.356	16	75	Peter WOODALL	1:12.297	
ROW 5			15	95	Christopher ROGERS	1:10.270	14	69	Alexander MANN	1:10.087	13	85	Andrew WALES	1:09.686
ROW 4		12				11				10				
ROW 3			9	47	Roy ALDERSLADE		8	72	John HAMILTON		7	39	Robert KEOGH	
ROW 2		6	18	David BALL		5	42	Martin PEARSON	1:13.979	4	162	Darren COOPER	1:13.821	
ROW 1			3	70	Andrew BURSCOUGH	1:09.006	2	26	Damian LEE	1:08.750	1	28	Liam McCARTER	1:07.568
													Pole	

Change of start - GPF to start ahead of MZs

Pembrey National: 1.4560 miles

These results are provisional until the conclusion of any judicial and technical matters.

Clerk Of Course :	Stewards :	Timekeeper : Sarah Evans
-------------------	------------	--------------------------

Results can be found at www.tsl-timing.com

Printed - 10:25 Sunday, 09 April 2023



BMCRC - MRO Championships 2023 - Rnd 2 @ Pembrey

Illuminate Design 250MZs & Blue Haze GPF 2-Stroke

RACE 13 - CLASSIFICATION

POS	NO	CL	PIC NAME	ENTRY	LAPS	TIME	GAP	DIFF	MPH	BEST	ON
1	18	GPF	1 David BALL	Yamaha TZR250F3 - Gardiner Page and Roe pensi	10	11:16.010			77.53	1:06.521	4
2	28	GPF	2 Liam McCARTER	Yamaha TZR - Katie McCarter	10	11:18.837	2.827	2.827	77.21	1:07.009	4
3	26	GPF	3 Damian LEE	Yamaha TZR250 - Leed Autos	10	11:36.247	20.237	17.410	75.28	1:08.547	3
4	85	MZ	1 Andrew WALES	MZ ETZ 250 - Illuminated Design LTD	10	12:00.075	44.065	23.828	72.79	1:09.391	4
5	42	GPF	4 Martin PEARSON	Yamaha TZR250 -	10	12:03.539	47.529	3.464	72.44	1:11.294	6
6	69	MZ	2 Alexander MANN	MZ TS 250 - HS RACING	10	12:03.916	47.906	0.377	72.40	1:09.345	5
7	162	GPF	5 Darren COOPER	Yamaha TZR250 - Twistgrip Motorcycles	10	12:17.494	1:01.484	13.578	71.07	1:11.607	2
8	95	MZ	3 Christopher ROGERS	MZ ETZ 250 - CB Racing	10	12:23.941	1:07.931	6.447	70.45	1:11.669	3
9	13	MZ	4 Gordon RYAN	MZ ETZ250 - Prism Work Psychology	9	11:20.786	1 Lap	1 Lap	69.29	1:12.765	2
10	96	MZ	5 Chris KENT	MZ ETZ 250 -	9	11:25.185	1 Lap	4.399	68.84	1:12.533	2
11	7	MZ	6 John ASHMEAD	MZ ETZ250 -	9	11:25.321	1 Lap	0.136	68.83	1:12.772	2
12	14	MZ	7 Andy MARKS	MZ ETZ250 - Kingpin Components	9	11:35.714	1 Lap	10.393	67.80	1:13.807	3
13	8	MZ	8 Rich ASKEW	MZ ETZ250 - L+R construction	9	11:57.488	1 Lap	21.774	65.74	1:15.970	2
14	66	MZ	9 Graeme LEWIS	MZ ETZ250 - DND Racing Components Eng	9	12:03.753	1 Lap	6.265	65.18	1:16.587	2
15	566	MZ	10 Michael WILBY	MZ ETZ 250 - Sziler UK	9	12:20.217	1 Lap	16.464	63.73	1:18.549	4
16	56	MZ	11 Russell TURNER	MZ ETZ250 - TT Racing	8	11:18.389	2 Laps	1 Lap	61.81	1:21.001	6

NOT CLASSIFIED

DNF	565	MZ	Louis KERSHAW	MZ ETZ250 - Walkers Campers	0
DNF	24	MZ	Tony PARKER	MZ ETZ250 - Cancer Research UK	0

NOT STARTED

NS	70	GPF	Andrew BURSCOUGH	Yamaha YPVS 350 - Mad biker designs/Maritanium
NS	39	GPF	Robert KEOGH	Yamaha TZR250 -
NS	72	GPF	John HAMILTON	Yamaha TRZ250 - LW Racing
NS	47	GPF	Roy ALDERSLADE	Yamaha TZR250 -
NS	75	MZ	Peter WOODALL	MZ ETZ 250 - Online Lubricants
NS	22	MZ	Simon FINCH	MZ ETZ250 - BlueCloud Projects Ltd
NS	6	MZ	Paul ANSELL	MZ ETZ250 -

FASTEST LAP

18	GPF	David BALL	Yamaha TZR250F3 - Gardiner Page and Roe pensi	4	1:06.521	78.79 mph	126.81 kph
69	MZ	Alexander MANN	MZ TS 250 - HS RACING	5	1:09.345	75.58 mph	121.64 kph

Class GPF - 92.5% of Race Speed = 71.71 mph

Class MZ - 92.5% of Race Speed = 67.33 mph

Race Distance: 10 Laps / 14.56 miles

Pembrey National: 1.4560 miles

Date: 09/04/2023 Start: 13:36 Finish: 13:47

Weather / Track : Bright / Dry

These results are provisional until the conclusion of any judicial and technical matters.

Clerk Of Course :	Stewards :	Timekeeper : Sarah Evans
-------------------	------------	--------------------------

Results can be found at www.tsl-timing.com

Printed - 13:52 Sunday, 09 April 2023



BMCRC - MRO Championships 2023 - Rnd 2 @ Pembrey

Illuminate Design 250MZs & Blue Haze GPF 2-Strokes

RACE 13 - LAP CHART

LAP 1 @ 13:37:36.585

NO	BEHIND	LAP TIME
28		1:11.411
18	0.149	1:11.560
26	3.021	1:14.432
42	5.775	1:17.186
162	5.914	1:17.325
85	20.487	1:31.898
69	21.292	1:32.703
95	22.308	1:33.719
13	23.964	1:35.375
7	24.641	1:36.052
8	28.470	1:39.881
66	28.887	1:40.298
14	29.059	1:40.470
96	29.184	1:40.595
566	33.321	1:44.732
56	34.815	1:46.226

LAP 2 @ 13:38:43.587

NO	BEHIND	LAP TIME
18		1:06.853
28	0.282	1:07.284
26	4.691	1:08.672
162	10.519	1:11.607
42	10.703	1:11.930
85	23.530	1:10.045
69	23.938	1:09.648
95	27.075	1:11.769
13	29.727	1:12.765
7	30.411	1:12.772
96	34.715	1:12.533
14	36.020	1:13.963
8	37.438	1:15.970
66	38.472	1:16.587
566	45.436	1:19.117
56	48.937	1:21.124

LAP 3 @ 13:39:50.299

NO	BEHIND	LAP TIME
18		1:06.712
28	0.662	1:07.092
26	6.526	1:08.547
162	16.661	1:12.854
42	16.889	1:12.898
85	26.561	1:09.743
69	26.836	1:09.610
95	32.032	1:11.669
13	36.091	1:13.076
7	36.488	1:12.789
96	41.532	1:13.529
14	43.115	1:13.807
8	47.229	1:16.503
66	49.036	1:17.276
566	57.582	1:18.858
56	1:03.572	1:21.347

LAP 4 @ 13:40:56.820

NO	BEHIND	LAP TIME
18		1:06.521
28	1.150	1:07.009
26	8.948	1:08.943
42	21.964	1:11.596

162	22.705	1:12.565
85	29.431	1:09.391
69	29.781	1:09.466
95	37.618	1:12.107
13	43.403	1:13.833
7	43.907	1:13.940
96	48.530	1:13.519
14	50.890	1:14.296
8	57.801	1:17.093
66	1:00.523	1:18.008

LAP 5 @ 13:42:03.519

NO	BEHIND	LAP TIME
18		1:06.699
28	2.083	1:07.632
566	1 Lap	1:18.549
26	11.289	1:09.040
56	1 Lap	1:21.088
42	27.054	1:11.789
162	27.998	1:11.992
69	32.427	1:09.345
85	32.489	1:09.757
95	42.935	1:12.016
13	50.117	1:13.413
7	50.635	1:13.427
96	55.154	1:13.323
14	58.944	1:14.753

LAP 6 @ 13:43:10.773

NO	BEHIND	LAP TIME
18		1:07.254
8	1 Lap	1:17.461
28	2.356	1:07.527
66	1 Lap	1:17.275
26	13.215	1:09.180
566	1 Lap	1:20.062
56	1 Lap	1:23.586
42	31.094	1:11.294
162	33.935	1:13.191
85	34.763	1:09.528
69	35.701	1:10.528
95	48.039	1:12.358
13	55.844	1:12.981
7	56.929	1:13.548
96	1:00.983	1:13.083
14	1:06.583	1:14.893

LAP 7 @ 13:44:17.802

NO	BEHIND	LAP TIME
18		1:07.029
28	2.666	1:07.339
8	1 Lap	1:17.203
26	16.220	1:10.034
66	1 Lap	1:19.776
566	1 Lap	1:19.696
42	35.595	1:11.530
85	37.140	1:09.406
69	39.215	1:10.543
162	40.571	1:13.665
56	1 Lap	1:21.001
95	53.427	1:12.417
13	1:01.930	1:13.115
7	1:04.905	1:15.005

LAP 8 @ 13:45:24.852

NO	BEHIND	LAP TIME
18		1:07.050
96	1 Lap	1:13.391
28	3.329	1:07.713
14	1 Lap	1:14.139
26	18.909	1:09.739
8	1 Lap	1:17.347
66	1 Lap	1:18.253
85	40.376	1:10.286
42	40.821	1:12.276
566	1 Lap	1:19.788
69	42.575	1:10.410
162	48.179	1:14.658
56	1 Lap	1:22.281
95	58.722	1:12.345

LAP 9 @ 13:46:32.640

NO	BEHIND	LAP TIME
18		1:07.788
13	1 Lap	1:13.039
28	3.222	1:07.681
7	1 Lap	1:13.375
96	1 Lap	1:12.584
14	1 Lap	1:15.175
26	19.734	1:08.613
8	1 Lap	1:17.321
66	1 Lap	1:18.251
85	42.268	1:09.680
42	44.650	1:11.617
69	45.109	1:10.322
566	1 Lap	1:19.280
162	54.725	1:14.334
95	1:03.829	1:12.895

LAP 10 @ 13:47:41.184

NO	BEHIND	LAP TIME
18		1:08.544
56	2 Laps	1:21.736
28	2.827	1:08.149
13	1 Lap	1:13.189
96	1 Lap	1:12.628
7	1 Lap	1:14.413
14	1 Lap	1:14.218
26	20.237	1:09.047
8	1 Lap	1:18.709
85	44.065	1:10.341
42	47.529	1:11.423
66	1 Lap	1:18.029
69	47.906	1:11.341
162	1:01.484	1:15.303
566	1 Lap	1:20.135
95	1:07.931	1:12.646

BMCRC - MRO Championships 2023 - Rnd 2 @ Pembrey

Illuminate Design 250MZs & Blue Haze GPF 2-Strokes

RACE 13 - POSITION CHART

No	Name	Lap Pos												
			1	2	3	4	5	6	7	8	9	10		
28	McCARTER	1	28	18	18	18	18	18	18	18	18	18	18	18
26	LEE	2	18	28	28	28	28	28	28	28	28	28	28	28
70	BURSCOUGH	3	26	26	26	26	26	26	26	26	26	26	26	26
162	COOPER	4	42	162	162	42	42	42	42	85	85	85		
42	PEARSON	5	162	42	42	162	162	162	85	42	42	42		
18	BALL	6	85	85	85	85	69	85	69	69	69	69		
39	KEOGH	7	69	69	69	69	85	69	162	162	162	162		
72	HAMILTON	8	95	95	95	95	95	95	95	95	95	95		
47	ALDERSLADE	9	13	13	13	13	13	13	13	13	13	13		
85	WALES	10	7	7	7	7	7	7	7	7	7	96		
69	MANN	11	8	96	96	96	96	96	96	96	96	7		
95	ROGERS	12	66	14	14	14	14	14	14	14	14	14		
75	WOODALL	13	14	8	8	8	8	8	8	8	8	8		
13	RYAN	14	96	66	66	66	66	66	66	66	66	66		
96	KENT	15	566	566	566	566	566	566	566	566	566	566		
565	KERSHAW	16	56	56	56	56	56	56	56	56	56	56		
7	ASHMEAD	17												
22	FINCH	18												
66	LEWIS	19												
8	ASKEW	20												
566	WILBY	21												
14	MARKS	22												
24	PARKER	23												
6	ANSELL	24												
56	TURNER	25												

BMCRC - MRO Championships 2023 - Rnd 2 @ Pembrey

Illuminate Design 250MZs & Blue Haze GPF 2-Stroke

RACE 13 - SECTOR ANALYSIS



SECTOR 1 = FL to I1, SECTOR 2 = I1 to FL, DIFF = Difference To Personal Best Lap, P = Crossed Finish Line in Pit Lane, D = Time Disallowed

P1 18 GPF David BALL		Yamaha TZR250F3 - Gardiner Page and Roe pension consultan				
IDEAL LAP TIME : 1:06.457		BEST LAP TIME : 1:06.521		DIFFERENCE : 0.064		
LAP	SECTOR 1	SECTOR 2	LAP TIME	MPH	DIFF	TIME OF DAY
1 -		29.966	1:11.560	73.24	5.039	13:37:36.734
2 -	36.864	29.989	1:06.853	78.40	0.332	13:38:43.587
3 -	36.889	29.823	1:06.712 (3)	78.57	0.191	13:39:50.299
4 -	36.634	29.887	1:06.521 (1)	78.79		13:40:56.820
5 -	36.708	29.991	1:06.699 (2)	78.58	0.178	13:42:03.519
6 -	36.661	30.593	1:07.254	77.93	0.733	13:43:10.773
7 -	36.895	30.134	1:07.029	78.19	0.508	13:44:17.802
8 -	36.871	30.179	1:07.050	78.17	0.529	13:45:24.852
9 -	37.108	30.680	1:07.788	77.32	1.267	13:46:32.640
10 -	37.502	31.042	1:08.544	76.47	2.023	13:47:41.184

P2 28 GPF Liam McCARTER		Yamaha TZR - Katie McCarter				
IDEAL LAP TIME : 1:06.790		BEST LAP TIME : 1:07.009		DIFFERENCE : 0.219		
LAP	SECTOR 1	SECTOR 2	LAP TIME	MPH	DIFF	TIME OF DAY
1 -		30.045	1:11.411	73.39	4.402	13:37:36.585
2 -	37.574	29.710	1:07.284 (3)	77.90	0.275	13:38:43.869
3 -	37.081	30.011	1:07.092 (2)	78.12	0.083	13:39:50.961
4 -	37.283	29.726	1:07.009 (1)	78.22		13:40:57.970
5 -	37.572	30.060	1:07.632	77.50	0.623	13:42:05.602
6 -	37.282	30.245	1:07.527	77.62	0.518	13:43:13.129
7 -	37.630	29.709	1:07.339	77.83	0.330	13:44:20.468
8 -	37.516	30.197	1:07.713	77.40	0.704	13:45:28.181
9 -	37.363	30.318	1:07.681	77.44	0.672	13:46:35.862
10 -	37.727	30.422	1:08.149	76.91	1.140	13:47:44.011

P3 26 GPF Damian LEE		Yamaha TZR250 - Leed Autos				
IDEAL LAP TIME : 1:08.275		BEST LAP TIME : 1:08.547		DIFFERENCE : 0.272		
LAP	SECTOR 1	SECTOR 2	LAP TIME	MPH	DIFF	TIME OF DAY
1 -		31.094	1:14.432	70.42	5.885	13:37:39.606
2 -	37.744	30.928	1:08.672 (3)	76.32	0.125	13:38:48.278
3 -	37.880	30.667	1:08.547 (1)	76.46		13:39:56.825
4 -	37.871	31.072	1:08.943	76.02	0.396	13:41:05.768
5 -	37.772	31.268	1:09.040	75.92	0.493	13:42:14.808
6 -	38.076	31.104	1:09.180	75.76	0.633	13:43:23.988
7 -	38.265	31.769	1:10.034	74.84	1.487	13:44:34.022
8 -	37.989	31.750	1:09.739	75.16	1.192	13:45:43.761
9 -	37.608	31.005	1:08.613 (2)	76.39	0.066	13:46:52.374
10 -	38.122	30.925	1:09.047	75.91	0.500	13:48:01.421

P4 85 MZ Andrew WALES		MZ ETZ 250 - Illuminated Design LTD				
IDEAL LAP TIME : 1:09.019		BEST LAP TIME : 1:09.391		DIFFERENCE : 0.372		
LAP	SECTOR 1	SECTOR 2	LAP TIME	MPH	DIFF	TIME OF DAY
1 -		31.356	1:31.898	57.03	22.507	13:37:57.072
2 -	38.467	31.578	1:10.045	74.83	0.654	13:39:07.117
3 -	38.132	31.611	1:09.743	75.15	0.352	13:40:16.860
4 -	38.021	31.370	1:09.391 (1)	75.53		13:41:26.251
5 -	37.806	31.951	1:09.757	75.14	0.366	13:42:36.008
6 -	38.315	31.213	1:09.528 (3)	75.38	0.137	13:43:45.536
7 -	37.901	31.505	1:09.406 (2)	75.52	0.015	13:44:54.942
8 -	38.311	31.975	1:10.286	74.57	0.895	13:46:05.228
9 -	38.026	31.654	1:09.680	75.22	0.289	13:47:14.908
10 -	38.303	32.038	1:10.341	74.51	0.950	13:48:25.249

BMCRC - MRO Championships 2023 - Rnd 2 @ Pembrey

Illuminate Design 250MZs & Blue Haze GPF 2-Strokes

RACE 13 - SECTOR ANALYSIS



SECTOR 1 = FL to I1, SECTOR 2 = I1 to FL, DIFF = Difference To Personal Best Lap, P = Crossed Finish Line in Pit Lane, D = Time Disallowed

P5 42 GPF		Martin PEARSON		Yamaha TZR250 -			
IDEAL LAP TIME : 1:10.943		BEST LAP TIME : 1:11.294		DIFFERENCE : 0.351			
LAP	SECTOR 1	SECTOR 2	LAP TIME	MPH	DIFF	TIME OF DAY	
1 -		32.139	1:17.186	67.90	5.892	13:37:42.360	
2 -	40.359	31.571	1:11.930	72.87	0.636	13:38:54.290	
3 -	40.403	32.495	1:12.898	71.90	1.604	13:40:07.188	
4 -	40.255	31.341	1:11.596	73.21	0.302	13:41:18.784	
5 -	39.661	32.128	1:11.789	73.01	0.495	13:42:30.573	
6 -	39.693	31.601	1:11.294 (1)	73.52		13:43:41.867	
7 -	39.954	31.576	1:11.530 (3)	73.27	0.236	13:44:53.397	
8 -	39.797	32.479	1:12.276	72.52	0.982	13:46:05.673	
9 -	40.025	31.592	1:11.617	73.18	0.323	13:47:17.290	
10 -	39.602	31.821	1:11.423 (2)	73.38	0.129	13:48:28.713	

P6 69 MZ		Alexander MANN		MZ TS 250 - HS RACING			
IDEAL LAP TIME : 1:09.143		BEST LAP TIME : 1:09.345		DIFFERENCE : 0.202			
LAP	SECTOR 1	SECTOR 2	LAP TIME	MPH	DIFF	TIME OF DAY	
1 -		31.665	1:32.703	56.54	23.358	13:37:57.877	
2 -	38.245	31.403	1:09.648	75.25	0.303	13:39:07.525	
3 -	37.980	31.630	1:09.610 (3)	75.29	0.265	13:40:17.135	
4 -	38.001	31.465	1:09.466 (2)	75.45	0.121	13:41:26.601	
5 -	37.740	31.605	1:09.345 (1)	75.58		13:42:35.946	
6 -	38.893	31.635	1:10.528	74.31	1.183	13:43:46.474	
7 -	38.852	31.691	1:10.543	74.30	1.198	13:44:57.017	
8 -	38.613	31.797	1:10.410	74.44	1.065	13:46:07.427	
9 -	38.622	31.700	1:10.322	74.53	0.977	13:47:17.749	
10 -	38.724	32.617	1:11.341	73.47	1.996	13:48:29.090	

P7 162 GPF		Darren COOPER		Yamaha TZR250 - Twistgrip Motorcycles			
IDEAL LAP TIME : 1:11.567		BEST LAP TIME : 1:11.607		DIFFERENCE : 0.040			
LAP	SECTOR 1	SECTOR 2	LAP TIME	MPH	DIFF	TIME OF DAY	
1 -		31.842	1:17.325	67.78	5.718	13:37:42.499	
2 -	39.799	31.808	1:11.607 (1)	73.19		13:38:54.106	
3 -	40.395	32.459	1:12.854	71.94	1.247	13:40:06.960	
4 -	40.797	31.768	1:12.565 (3)	72.23	0.958	13:41:19.525	
5 -	39.959	32.033	1:11.992 (2)	72.80	0.385	13:42:31.517	
6 -	40.967	32.224	1:13.191	71.61	1.584	13:43:44.708	
7 -	40.844	32.821	1:13.665	71.15	2.058	13:44:58.373	
8 -	41.603	33.055	1:14.658	70.20	3.051	13:46:13.031	
9 -	41.251	33.083	1:14.334	70.51	2.727	13:47:27.365	
10 -	41.918	33.385	1:15.303	69.60	3.696	13:48:42.668	

P8 95 MZ		Christopher ROGERS		MZ ETZ 250 - CB Racing			
IDEAL LAP TIME : 1:11.132		BEST LAP TIME : 1:11.669		DIFFERENCE : 0.537			
LAP	SECTOR 1	SECTOR 2	LAP TIME	MPH	DIFF	TIME OF DAY	
1 -		32.002	1:33.719	55.92	22.050	13:37:58.893	
2 -	39.208	32.561	1:11.769 (2)	73.03	0.100	13:39:10.662	
3 -	39.436	32.233	1:11.669 (1)	73.13		13:40:22.331	
4 -	39.400	32.707	1:12.107	72.69	0.438	13:41:34.438	
5 -	39.610	32.406	1:12.016 (3)	72.78	0.347	13:42:46.454	
6 -	39.530	32.828	1:12.358	72.43	0.689	13:43:58.812	
7 -	39.512	32.905	1:12.417	72.38	0.748	13:45:11.229	
8 -	39.130	33.215	1:12.345	72.45	0.676	13:46:23.574	
9 -	40.177	32.718	1:12.895	71.90	1.226	13:47:36.469	
10 -	39.644	33.002	1:12.646	72.15	0.977	13:48:49.115	

BMCRC - MRO Championships 2023 - Rnd 2 @ Pembrey

Illuminate Design 250MZs & Blue Haze GPF 2-Strokes

RACE 13 - SECTOR ANALYSIS



SECTOR 1 = FL to I1, SECTOR 2 = I1 to FL, DIFF = Difference To Personal Best Lap, P = Crossed Finish Line in Pit Lane, D = Time Disallowed

P9 13 MZ		Gordon RYAN		MZ ETZ250 - Prism Work Psychology		
IDEAL LAP TIME : 1:12.487		BEST LAP TIME : 1:12.765		DIFFERENCE : 0.278		
LAP	SECTOR 1	SECTOR 2	LAP TIME	MPH	DIFF	TIME OF DAY
1 -		32.697	1:35.375	54.95	22.610	13:38:00.549
2 -	39.915	32.850	1:12.765 (1)	72.03		13:39:13.314
3 -	39.959	33.117	1:13.076	71.72	0.311	13:40:26.390
4 -	40.569	33.264	1:13.833	70.99	1.068	13:41:40.223
5 -	40.184	33.229	1:13.413	71.39	0.648	13:42:53.636
6 -	39.914	33.067	1:12.981 (2)	71.82	0.216	13:44:06.617
7 -	39.790	33.325	1:13.115	71.68	0.350	13:45:19.732
8 -	39.989	33.050	1:13.039 (3)	71.76	0.274	13:46:32.771
9 -	40.208	32.981	1:13.189	71.61	0.424	13:47:45.960

P10 96 MZ		Chris KENT		MZ ETZ 250 -		
IDEAL LAP TIME : 1:12.472		BEST LAP TIME : 1:12.533		DIFFERENCE : 0.061		
LAP	SECTOR 1	SECTOR 2	LAP TIME	MPH	DIFF	TIME OF DAY
1 -			1:40.595	52.10	28.062	13:38:05.769
2 -			1:12.533 (1)	72.26		13:39:18.302
3 -			1:13.529	71.28	0.996	13:40:31.831
4 -			1:13.519	71.29	0.986	13:41:45.350
5 -	39.919	33.404	1:13.323	71.48	0.790	13:42:58.673
6 -	39.852	33.231	1:13.083	71.72	0.550	13:44:11.756
7 -			1:13.391	71.42	0.858	13:45:25.147
8 -	39.620	32.964	1:12.584 (2)	72.21	0.051	13:46:37.731
9 -	39.776	32.852	1:12.628 (3)	72.17	0.095	13:47:50.359

P11 7 MZ		John ASHMEAD		MZ ETZ250 -		
IDEAL LAP TIME : 1:12.496		BEST LAP TIME : 1:12.772		DIFFERENCE : 0.276		
LAP	SECTOR 1	SECTOR 2	LAP TIME	MPH	DIFF	TIME OF DAY
1 -		33.116	1:36.052	54.56	23.280	13:38:01.226
2 -	40.276	32.496	1:12.772 (1)	72.02		13:39:13.998
3 -	40.000	32.789	1:12.789 (2)	72.01	0.017	13:40:26.787
4 -	40.501	33.439	1:13.940	70.88	1.168	13:41:40.727
5 -	40.404	33.023	1:13.427	71.38	0.655	13:42:54.154
6 -	40.114	33.434	1:13.548	71.26	0.776	13:44:07.702
7 -	41.322	33.683	1:15.005	69.88	2.233	13:45:22.707
8 -	40.460	32.915	1:13.375 (3)	71.43	0.603	13:46:36.082
9 -	41.203	33.210	1:14.413	70.43	1.641	13:47:50.495

P12 14 MZ		Andy MARKS		MZ ETZ250 - Kingpin Components		
IDEAL LAP TIME : 1:13.385		BEST LAP TIME : 1:13.807		DIFFERENCE : 0.422		
LAP	SECTOR 1	SECTOR 2	LAP TIME	MPH	DIFF	TIME OF DAY
1 -		34.080	1:40.470	52.17	26.663	13:38:05.644
2 -	40.609	33.354	1:13.963 (2)	70.86	0.156	13:39:19.607
3 -	40.031	33.776	1:13.807 (1)	71.01		13:40:33.414
4 -	40.590	33.706	1:14.296	70.55	0.489	13:41:47.710
5 -	41.012	33.741	1:14.753	70.11	0.946	13:43:02.463
6 -	40.922	33.971	1:14.893	69.98	1.086	13:44:17.356
7 -	40.455	33.684	1:14.139 (3)	70.69	0.332	13:45:31.495
8 -	40.861	34.314	1:15.175	69.72	1.368	13:46:46.670
9 -	40.396	33.822	1:14.218	70.62	0.411	13:48:00.888

BMCRC - MRO Championships 2023 - Rnd 2 @ Pembrey

Illuminate Design 250MZs & Blue Haze GPF 2-Strokes

RACE 13 - SECTOR ANALYSIS



SECTOR 1 = FL to I1, SECTOR 2 = I1 to FL, DIFF = Difference To Personal Best Lap, P = Crossed Finish Line in Pit Lane, D = Time Disallowed

P13 8 MZ Rich ASKEW			MZ ETZ250 - L+R construction			
IDEAL LAP TIME : 1:15.970		BEST LAP TIME : 1:15.970		DIFFERENCE : 0.000		
LAP	SECTOR 1	SECTOR 2	LAP TIME	MPH	DIFF	TIME OF DAY
1 -		34.813	1:39.881	52.47	23.911	13:38:05.055
2 -	41.366	34.604	1:15.970 (1)	68.99		13:39:21.025
3 -	41.659	34.844	1:16.503 (2)	68.51	0.533	13:40:37.528
4 -	41.798	35.295	1:17.093 (3)	67.99	1.123	13:41:54.621
5 -	42.205	35.256	1:17.461	67.66	1.491	13:43:12.082
6 -	42.117	35.086	1:17.203	67.89	1.233	13:44:29.285
7 -	42.292	35.055	1:17.347	67.76	1.377	13:45:46.632
8 -	42.375	34.946	1:17.321	67.79	1.351	13:47:03.953
9 -	42.786	35.923	1:18.709	66.59	2.739	13:48:22.662

P14 66 MZ Graeme LEWIS			MZ ETZ250 - DND Racing Components Eng			
IDEAL LAP TIME : 1:16.415		BEST LAP TIME : 1:16.587		DIFFERENCE : 0.172		
LAP	SECTOR 1	SECTOR 2	LAP TIME	MPH	DIFF	TIME OF DAY
1 -		34.676	1:40.298	52.25	23.711	13:38:05.472
2 -	41.757	34.830	1:16.587 (1)	68.43		13:39:22.059
3 -	41.817	35.459	1:17.276 (3)	67.82	0.689	13:40:39.335
4 -	42.781	35.227	1:18.008	67.19	1.421	13:41:57.343
5 -	42.617	34.658	1:17.275 (2)	67.83	0.688	13:43:14.618
6 -	44.459	35.317	1:19.776	65.70	3.189	13:44:34.394
7 -	42.707	35.546	1:18.253	66.98	1.666	13:45:52.647
8 -	42.618	35.633	1:18.251	66.98	1.664	13:47:10.898
9 -	42.742	35.287	1:18.029	67.17	1.442	13:48:28.927

P15 566 MZ Michael WILBY			MZ ETZ 250 - Sziler UK			
IDEAL LAP TIME : 1:18.222		BEST LAP TIME : 1:18.549		DIFFERENCE : 0.327		
LAP	SECTOR 1	SECTOR 2	LAP TIME	MPH	DIFF	TIME OF DAY
1 -		35.332	1:44.732	50.04	26.183	13:38:09.906
2 -	43.891	35.226	1:19.117 (3)	66.25	0.568	13:39:29.023
3 -	43.477	35.381	1:18.858 (2)	66.46	0.309	13:40:47.881
4 -	43.804	34.745	1:18.549 (1)	66.73		13:42:06.430
5 -	44.247	35.815	1:20.062	65.46	1.513	13:43:26.492
6 -	43.826	35.870	1:19.696	65.76	1.147	13:44:46.188
7 -	44.202	35.586	1:19.788	65.69	1.239	13:46:05.976
8 -	43.604	35.676	1:19.280	66.11	0.731	13:47:25.256
9 -	43.728	36.407	1:20.135	65.40	1.586	13:48:45.391

P16 56 MZ Russell TURNER			MZ ETZ250 - TT Racing			
IDEAL LAP TIME : 1:20.190		BEST LAP TIME : 1:21.001		DIFFERENCE : 0.811		
LAP	SECTOR 1	SECTOR 2	LAP TIME	MPH	DIFF	TIME OF DAY
1 -		36.864	1:46.226	49.34	25.225	13:38:11.400
2 -	43.338	37.786	1:21.124 (3)	64.61	0.123	13:39:32.524
3 -	43.326	38.021	1:21.347	64.43	0.346	13:40:53.871
4 -	44.062	37.026	1:21.088 (2)	64.64	0.087	13:42:14.959
5 -	45.211	38.375	1:23.586	62.70	2.585	13:43:38.545
6 -	44.064	36.937	1:21.001 (1)	64.71		13:44:59.546
7 -	44.867	37.414	1:22.281	63.70	1.280	13:46:21.827
8 -	44.139	37.597	1:21.736	64.12	0.735	13:47:43.563

BMCRC - MRO Championships 2023 - Rnd 2 @ Pembrey

Illuminate Design 250MZs & Blue Haze GPF 2-Stroke

RACE 13 - BEST SECTORS

SECTOR 1			SECTOR 2			IDEAL / BEST COMPARISON						
POS	NO	NAME	TIME	NO	NAME	TIME	POS	NO	NAME	IDEAL	BEST	DIFF
									PERFECT LAP	1:06.343		
1	18	BALL	36.634	28	McCARTER	29.709	1	18	BALL	1:06.457	1:06.521	0.064
2	28	McCARTER	37.081	18	BALL	29.823	2	28	McCARTER	1:06.790	1:07.009	0.219
3	26	LEE	37.608	26	LEE	30.667	3	26	LEE	1:08.275	1:08.547	0.272
4	69	MANN	37.740	85	WALES	31.213	4	85	WALES	1:09.019	1:09.391	0.372
5	85	WALES	37.806	42	PEARSON	31.341	5	69	MANN	1:09.143	1:09.345	0.202
6	95	ROGERS	39.130	69	MANN	31.403	6	42	PEARSON	1:10.943	1:11.294	0.351
7	42	PEARSON	39.602	162	COOPER	31.768	7	95	ROGERS	1:11.132	1:11.669	0.537
8	96	KENT	39.620	95	ROGERS	32.002	8	162	COOPER	1:11.567	1:11.607	0.040
9	13	RYAN	39.790	7	ASHMEAD	32.496	9	96	KENT	1:12.472	1:12.533	0.061
10	162	COOPER	39.799	13	RYAN	32.697	10	13	RYAN	1:12.487	1:12.765	0.278
11	7	ASHMEAD	40.000	96	KENT	32.852	11	7	ASHMEAD	1:12.496	1:12.772	0.276
12	14	MARKS	40.031	14	MARKS	33.354	12	14	MARKS	1:13.385	1:13.807	0.422
13	8	ASKEW	41.366	8	ASKEW	34.604	13	8	ASKEW	1:15.970	1:15.970	0.000
14	66	LEWIS	41.757	66	LEWIS	34.658	14	66	LEWIS	1:16.415	1:16.587	0.172
15	56	TURNER	43.326	566	WILBY	34.745	15	566	WILBY	1:18.222	1:18.549	0.327
16	566	WILBY	43.477	56	TURNER	36.864	16	56	TURNER	1:20.190	1:21.001	0.811
17												
18												

BMCRC - MRO Championships 2023 - Rnd 2 @ Pembrey

Illuminate Design 250MZs & Blue Haze GPF 2-Stroke

RACE 13 - STATISTICS

Competitors Started 17
Planned Start 2023-04-09 @ 14:00:00.000
Actual Start 2023-04-09 @ 13:36:25.173
Finish Time 2023-04-09 @ 13:47:41.183
Track Length 1.4560mi.
Total Laps 151
Total Distance Covered 219.8560mi.

Session Fastest Lap History

NO	CL	NAME	LAP TIME	TIME OF DAY	LAP	VEHICLE
18	GPF	David BALL	1:06.853	13:38:43.617	2	Yamaha TZR250F3
18	GPF	David BALL	1:06.712	13:39:50.330	3	Yamaha TZR250F3
18	GPF	David BALL	1:06.521	13:40:56.850	4	Yamaha TZR250F3

Session Leader History

NO	CL	NAME	FROM LAP	LAPS LED	DISTANCE	VEHICLE
28	GPF	Liam McCARTER	1	1	1.45 miles	Yamaha TZR
18	GPF	David BALL	2	9	13.10 miles	Yamaha TZR250F3

Flag History

TYPE	TIME OF DAY
GREEN	13:36:25.173
FINISH	13:47:41.183

Flag Statistics

TYPE	COUNT	TOTAL LAPS	TOTAL TIME
Green	1	10	12:53.818
Red	0	0	0.000
Safety Car	0	0	0.000
FCY	0	0	0.000

BMCRC - MRO Championships 2023 - Rnd 2 @ Pembrey

Illuminate Design 250MZs & Blue Haze GPF 2-Stroke

RACE 13 - STATISTICS

CLASS : MZ

12 Starters

Fastest Lap History

NO	NAME	LAP TIME	TIME OF DAY	LAP	VEHICLE
85	Andrew WALES	1:10.045	13:39:07.151	2	MZ ETZ 250
69	Alexander MANN	1:09.648	13:39:07.560	2	MZ TS 250
69	Alexander MANN	1:09.610	13:40:17.171	3	MZ TS 250
85	Andrew WALES	1:09.391	13:41:26.284	4	MZ ETZ 250
69	Alexander MANN	1:09.345	13:42:35.982	5	MZ TS 250

Leader History

NO	NAME	FROM LAP	LAPS LED	DISTANCE	VEHICLE
85	Andrew WALES	1	4	5.82 miles	MZ ETZ 250
69	Alexander MANN	5	1	1.45 miles	MZ TS 250
85	Andrew WALES	6	5	7.28 miles	MZ ETZ 250

BMCRC - MRO Championships 2023 - Rnd 2 @ Pembrey

Illuminate Design 250MZs & Blue Haze GPF 2-Stroke

RACE 13 - STATISTICS

CLASS : GPF

5 Starters

Fastest Lap History

NO	NAME	LAP TIME	TIME OF DAY	LAP	VEHICLE
18	David BALL	1:06.853	13:38:43.617	2	Yamaha TZR250F3
18	David BALL	1:06.712	13:39:50.330	3	Yamaha TZR250F3
18	David BALL	1:06.521	13:40:56.850	4	Yamaha TZR250F3

Leader History

NO	NAME	FROM LAP	LAPS LED	DISTANCE	VEHICLE
28	Liam McCARTER	1	1	1.45 miles	Yamaha TZR
18	David BALL	2	9	13.10 miles	Yamaha TZR250F3

PART
MOTORSPORT

Helix
Homes

GF RACING UK 



INTA
MOTORCYCLE SERVICES LTD

BMCRC FORMULA 400 & INTA MOTORCYCLES BLUE HAZE GP



BMCRC-MRO Championships - Round 2

Pembrey

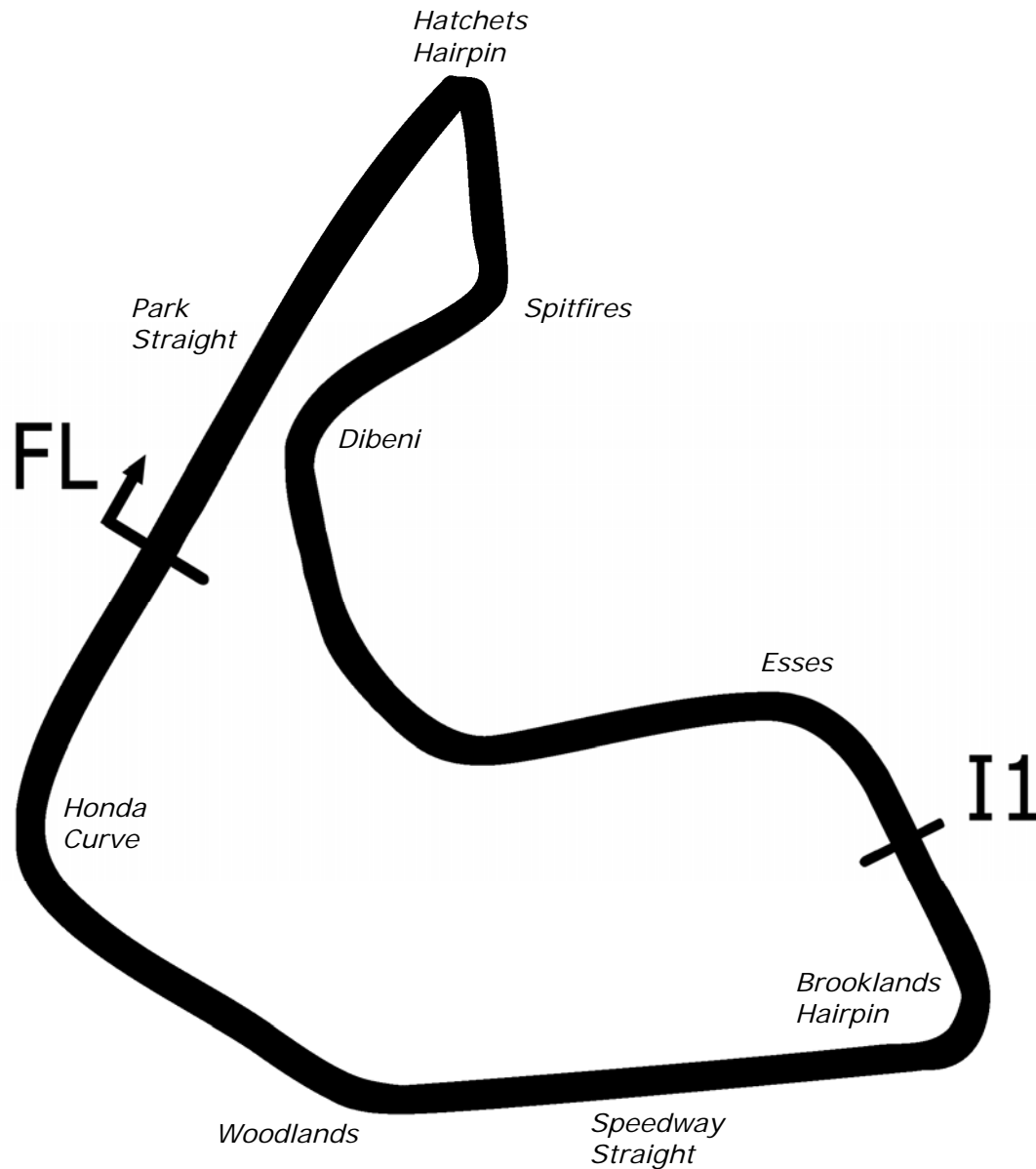
8th / 9th April 2023



Timing & Results Provided by Timing Solutions Ltd

www.tsl-timing.com

Pembrey National



Length	1.4560 miles	2343.2 m	
FL		51.70587 N	4.32386 W
I1	1223m	51.70430 N	4.31667 W
Pit Entry	2067m	51.70391 N	4.32452 W
Pit Exit	100m after FL	51.70664 N	4.32301 W
Pit Entry–Pit Exit	337m, 24.3s @50kph,	20.2s @60kph	

All results available at www.tsl-timing.com

BMCRC - MRO Championships 2023 - Rnd 2 @ Pembrey

BMCRC Formula 400 & INTA Motorcycles Blue Haze GP 2-Stroke

QUALIFYING - CLASSIFICATION

POS	NO	CL	PIC NAME	ENTRY	TIME	ON	LAPS	GAP	DIFF	MPH
1	8	GP	1 Phil ATKINSON	Yamaha TZ350 - ROSE MOT/Q Oil Treatments	1:05.469	4	11			80.06
2	16	S	1 Alan MAJOR	Kawasaki ZXR400 - Major Performance Developments	1:06.000	5	11	0.531	0.531	79.41
3	25	M	1 Haydon SMITH	Kawasaki ZXR400 - HI-Precision Engineering Ltd	1:06.516	10	11	1.047	0.516	78.80
4	151	S	2 Nick SMITH	Kawasaki ZXR400 - HI-Precision Engineering Ltd	1:07.236	8	11	1.767	0.720	77.95
5	22	GP	2 Rik BALLERINI	Suzuki RG500 - SCLS LTD, CAMBRIDGE MC, GECKC	1:08.086	4	4	2.617	0.850	76.98
6	2	M	2 Andy GILL	TBC -	1:08.183	5	7	2.714	0.097	76.87
7	13	GP	3 Doug EDMONDSON	Yamaha TZ250 - Stan Stephens Tuning	1:08.593	4	5	3.124	0.410	76.41
8	83	M	3 Peter GIBSON	Honda VFR400 -	1:09.073	6	6	3.604	0.480	75.88
9	90	S	3 Steve RAPA	Honda RVF400 (BRUCE) - My Own Fair Hands	1:09.386	5	11	3.917	0.313	75.54
10	3	GP	4 Tom BARRETT	Honda RS250 -	1:10.003	4	5	4.534	0.617	74.87
11	186	S	4 Steve RICHARDS	Kawasaki ZXR400 -	1:10.476	6	11	5.007	0.473	74.37
12	10	S	5 Mike BRUNSDON	Kawasaki NINJA 400 - Quad Bikes Wales	1:11.008	10	10	5.539	0.532	73.81
13	99	S	6 Jack WOLFF	Kawasaki NINJA 300 - Nym Technologies Racing	1:11.261	6	10	5.792	0.253	73.55
14	188	S	7 Mike GILSON	Honda NC30 -	1:11.629	4	9	6.160	0.368	73.17
15	73	S	8 Colvin TURNER	Yamaha TZR250 -	1:13.020	3	10	7.551	1.391	71.78
16	70	S/R	1 Mike ARTER	Kawasaki ZXR400L3 -	1:13.026	10	10	7.557	0.006	71.77
17	97*	S	9 Nicholas TAIG	Honda VFR400 NC30 - RST, Bell Helmets UK	1:13.083	4	10	7.614	0.057	71.72
18	91	M	4 Kevin NEAL	Kawasaki ZXR400 -	1:13.299	10	10	7.830	0.216	71.50
19	24	S	10 Harley GODZISZ	Honda NC30 - SonicRacing.co.uk	1:14.540	8	8	9.071	1.241	70.31
20	88	GP	5 George PRINOS	YAMAHA TZ250 - KAPPA PLANNING LTD	1:15.477	9	10	10.008	0.937	69.44
21	123	R	1 Mark GALLAGHER	Honda RVF 400 -	1:18.682	1	2	13.213	3.205	66.61

Bike 97 - Transponder stopped working

Weather / Track : Bright / Dry

These results are provisional until the conclusion of any judicial and technical matters.

Pembrey National: 1.4560 miles

Date: 08/04/2023 Start: 10:32 Finish: 10:45

Clerk Of Course :	Stewards :	Timekeeper : Sarah Evans
-------------------	------------	--------------------------

Results can be found at www.tsl-timing.com

Printed - 10:50 Saturday, 08 April 2023



BMCRC - MRO Championships 2023 - Rnd 2 @ Pembrey

BMCRC Formula 400 & INTA Motorcycles Blue Haze GP 2-Stroke

QUALIFYING - SECTOR ANALYSIS



SECTOR 1 = FL to I1, SECTOR 2 = I1 to FL, DIFF = Difference To Personal Best Lap, P = Crossed Finish Line in Pit Lane, D = Time Disallowed

P1		8 GP		Phil ATKINSON		Yamaha TZ350 - ROSE MOT/Q Oil Treatments	
IDEAL LAP TIME : 1:05.231		BEST LAP TIME : 1:05.469		DIFFERENCE : 0.238			
LAP	SECTOR 1	SECTOR 2	LAP TIME	MPH	DIFF	TIME OF DAY	
1 -		33.564	1:49.145	48.02	43.676	10:35:17.878	
2 -	39.946	30.597	1:10.543	74.30	5.074	10:36:28.421	
3 -	36.876	29.038	1:05.914	79.52	0.445	10:37:34.335	
4 -	36.344	29.125	1:05.469 (1)	80.06		10:38:39.804	
5 -	37.982	28.887	1:06.869	78.38	1.400	10:39:46.673	
6 -	36.681	29.529	1:06.210	79.16	0.741	10:40:52.883	
7 -	38.727	30.034	1:08.761	76.22	3.292	10:42:01.644	
8 -	36.619	28.907	1:05.526 (2)	79.99	0.057	10:43:07.170	
9 -	37.642	31.412	1:09.054	75.90	3.585	10:44:16.224	
10 -	36.669	28.892	1:05.561 (3)	79.94	0.092	10:45:21.785	
11 -	39.245	29.297	1:08.542	76.47	3.073	10:46:30.327	

P2		16 S		Alan MAJOR		Kawasaki ZXR400 - Major Performance Developments	
IDEAL LAP TIME : 1:05.963		BEST LAP TIME : 1:06.000		DIFFERENCE : 0.037			
LAP	SECTOR 1	SECTOR 2	LAP TIME	MPH	DIFF	TIME OF DAY	
1 -	43.343	32.760	1:16.103	68.87	10.103	10:34:31.183	
2 -	39.881	30.148	1:10.029	74.84	4.029	10:35:41.212	
3 -	38.595	29.973	1:08.568	76.44	2.568	10:36:49.780	
4 -	37.255	30.294	1:07.549	77.59	1.549	10:37:57.329	
5 -	36.285	29.715	1:06.000 (1)	79.41		10:39:03.329	
6 -	37.551	30.195	1:07.746	77.37	1.746	10:40:11.075	
7 -	38.141	30.092	1:08.233	76.81	2.233	10:41:19.308	
8 -	37.046	30.744	1:07.790	77.32	1.790	10:42:27.098	
9 -	37.090	29.678	1:06.768 (2)	78.50	0.768	10:43:33.866	
10 -	37.279	30.075	1:07.354 (3)	77.82	1.354	10:44:41.220	
11 -	37.674	30.242	1:07.916	77.17	1.916	10:45:49.136	

P3		25 M		Haydon SMITH		Kawasaki ZXR400 - HI-Precision Engineering Ltd	
IDEAL LAP TIME : 1:06.141		BEST LAP TIME : 1:06.516		DIFFERENCE : 0.375			
LAP	SECTOR 1	SECTOR 2	LAP TIME	MPH	DIFF	TIME OF DAY	
1 -	43.126	31.901	1:15.027	69.86	8.511	10:34:29.582	
2 -	39.231	30.247	1:09.478	75.44	2.962	10:35:39.060	
3 -	37.969	29.859	1:07.828	77.27	1.312	10:36:46.888	
4 -	38.197	29.887	1:08.084	76.98	1.568	10:37:54.972	
5 -	36.875	29.732	1:06.607 (2)	78.69	0.091	10:39:01.579	
6 -	37.632	29.888	1:07.520	77.63	1.004	10:40:09.099	
7 -	37.356	29.703	1:07.059 (3)	78.16	0.543	10:41:16.158	
8 -	37.031	30.470	1:07.501	77.65	0.985	10:42:23.659	
9 -	37.458	30.077	1:07.535	77.61	1.019	10:43:31.194	
10 -	36.438	30.078	1:06.516 (1)	78.80		10:44:37.710	
11 -	38.552	30.699	1:09.251	75.68	2.735	10:45:46.961	

P4		151 S		Nick SMITH		Kawasaki ZXR400 - Hi-Precision Engineering Ltd	
IDEAL LAP TIME : 1:06.647		BEST LAP TIME : 1:07.236		DIFFERENCE : 0.589			
LAP	SECTOR 1	SECTOR 2	LAP TIME	MPH	DIFF	TIME OF DAY	
1 -	42.464	32.700	1:15.164	69.73	7.928	10:34:30.535	
2 -	38.546	30.262	1:08.808	76.17	1.572	10:35:39.343	
3 -	38.139	30.165	1:08.304	76.73	1.068	10:36:47.647	
4 -	37.705	29.800	1:07.505 (3)	77.64	0.269	10:37:55.152	
5 -	37.229	30.107	1:07.336 (2)	77.84	0.100	10:39:02.488	
6 -	37.990	30.420	1:08.410	76.62	1.174	10:40:10.898	
7 -	37.621	30.078	1:07.699	77.42	0.463	10:41:18.597	
8 -	36.847	30.389	1:07.236 (1)	77.95		10:42:25.833	
9 -	37.646	29.913	1:07.559	77.58	0.323	10:43:33.392	
10 -	37.600	30.038	1:07.638	77.49	0.402	10:44:41.030	
11 -	38.845	29.810	1:08.655	76.34	1.419	10:45:49.685	

BMCRC - MRO Championships 2023 - Rnd 2 @ Pembrey

BMCRC Formula 400 & INTA Motorcycles Blue Haze GP 2-Stroke

QUALIFYING - SECTOR ANALYSIS



SECTOR 1 = FL to I1, SECTOR 2 = I1 to FL, DIFF = Difference To Personal Best Lap, P = Crossed Finish Line in Pit Lane, D = Time Disallowed

P5		22 GP		Rik BALLERINI		Suzuki RG500 - SCLS LTD, CAMBRIDGE MC, GECKO RACING	
IDEAL LAP TIME : 1:07.169		BEST LAP TIME : 1:08.086		DIFFERENCE : 0.917			
LAP	SECTOR 1	SECTOR 2	LAP TIME	MPH	DIFF	TIME OF DAY	
1 -		30.865	1:19.394	66.02	11.308	10:37:52.001	
2 -	38.212	30.963	1:09.175 (2)	75.77	1.089	10:39:01.176	
3 -	39.076	30.521	1:09.597 (3)	75.31	1.511	10:40:10.773	
4 -	38.308	29.778	1:08.086 (1)	76.98		10:41:18.859	

P6		2 M		Andy GILL		TBC -	
IDEAL LAP TIME : 1:08.140		BEST LAP TIME : 1:08.183		DIFFERENCE : 0.043			
LAP	SECTOR 1	SECTOR 2	LAP TIME	MPH	DIFF	TIME OF DAY	
1 -	43.042	33.461	1:16.503	68.51	8.320	10:34:33.923	
2 -	41.790	35.360	1:17.150	67.94	8.967	10:35:51.073	
3 -	39.497	30.542	1:10.039	74.83	1.856	10:37:01.112	
4 -	38.812	30.321	1:09.133 (3)	75.81	0.950	10:38:10.245	
5 -	38.124	30.059	1:08.183 (1)	76.87		10:39:18.428	
6 -	38.609	30.016	1:08.625 (2)	76.38	0.442	10:40:27.053	
7 -	39.296	30.092	1:09.388	75.54	1.205	10:41:36.441	

P7		13 GP		Doug EDMONDSON		Yamaha TZ250 - Stan Stephens Tuning	
IDEAL LAP TIME : 1:08.593		BEST LAP TIME : 1:08.593		DIFFERENCE : 0.000			
LAP	SECTOR 1	SECTOR 2	LAP TIME	MPH	DIFF	TIME OF DAY	
1 -	41.740	31.648	1:13.388	71.42	4.795	10:34:27.305	
2 -	39.658	31.488	1:11.146 (3)	73.67	2.553	10:35:38.451	
3 -	38.857	30.956	1:09.813 (2)	75.08	1.220	10:36:48.264	
4 -	38.448	30.145	1:08.593 (1)	76.41		10:37:56.857	
5 -	38.715	IN PIT	1:21.744 P	64.12	13.151	10:39:18.601	

P8		83 M		Peter GIBSON		Honda VFR400 -	
IDEAL LAP TIME : 1:09.073		BEST LAP TIME : 1:09.073		DIFFERENCE : 0.000			
LAP	SECTOR 1	SECTOR 2	LAP TIME	MPH	DIFF	TIME OF DAY	
1 -	45.683	33.282	1:18.965	66.37	9.892	10:34:30.812	
2 -	41.104	31.141	1:12.245	72.55	3.172	10:35:43.057	
3 -	40.120	30.708	1:10.828	74.00	1.755	10:36:53.885	
4 -	39.242	30.581	1:09.823 (3)	75.06	0.750	10:38:03.708	
5 -	38.835	30.696	1:09.531 (2)	75.38	0.458	10:39:13.239	
6 -	38.644	30.429	1:09.073 (1)	75.88		10:40:22.312	

P9		90 S		Steve RAPA		Honda RVF400 (BRUCE) - My Own Fair Hands	
IDEAL LAP TIME : 1:09.283		BEST LAP TIME : 1:09.386		DIFFERENCE : 0.103			
LAP	SECTOR 1	SECTOR 2	LAP TIME	MPH	DIFF	TIME OF DAY	
1 -	43.339	32.733	1:16.072	68.90	6.686	10:34:33.670	
2 -	41.406	32.166	1:13.572	71.24	4.186	10:35:47.242	
3 -	39.675	31.832	1:11.507	73.30	2.121	10:36:58.749	
4 -	39.001	30.933	1:09.934	74.95	0.548	10:38:08.683	
5 -	38.883	30.503	1:09.386 (1)	75.54		10:39:18.069	
6 -	39.357	30.755	1:10.112	74.76	0.726	10:40:28.181	
7 -	39.065	30.552	1:09.617 (2)	75.29	0.231	10:41:37.798	
8 -	40.175	31.372	1:11.547	73.26	2.161	10:42:49.345	
9 -	39.339	30.635	1:09.974	74.90	0.588	10:43:59.319	
10 -	38.780	30.862	1:09.642 (3)	75.26	0.256	10:45:08.961	
11 -	39.280	30.826	1:10.106	74.76	0.720	10:46:19.067	

BMCRC - MRO Championships 2023 - Rnd 2 @ Pembrey

BMCRC Formula 400 & INTA Motorcycles Blue Haze GP 2-Stroke

QUALIFYING - SECTOR ANALYSIS



SECTOR 1 = FL to I1, SECTOR 2 = I1 to FL, DIFF = Difference To Personal Best Lap, P = Crossed Finish Line in Pit Lane, D = Time Disallowed

P10		3 GP		Tom BARRETT		Honda RS250 -	
IDEAL LAP TIME : 1:10.003		BEST LAP TIME : 1:10.003		DIFFERENCE : 0.000			
LAP	SECTOR 1	SECTOR 2	LAP TIME	MPH	DIFF	TIME OF DAY	
1 -	46.907	35.289	1:22.196	63.76	12.193	10:34:46.914	
2 -	41.311	32.746	1:14.057	70.77	4.054	10:36:00.971	
3 -	39.971	31.718	1:11.689 (2)	73.11	1.686	10:37:12.660	
4 -	38.406	31.597	1:10.003 (1)	74.87		10:38:22.663	
5 -	39.849	32.287	1:12.136 (3)	72.66	2.133	10:39:34.799	

P11		186 S		Steve RICHARDS		Kawasaki ZXR400 -	
IDEAL LAP TIME : 1:10.107		BEST LAP TIME : 1:10.476		DIFFERENCE : 0.369			
LAP	SECTOR 1	SECTOR 2	LAP TIME	MPH	DIFF	TIME OF DAY	
1 -	45.529	33.896	1:19.425	65.99	8.949	10:34:33.514	
2 -	41.218	32.183	1:13.401	71.41	2.925	10:35:46.915	
3 -	39.887	31.638	1:11.525	73.28	1.049	10:36:58.440	
4 -	39.734	31.307	1:11.041 (3)	73.78	0.565	10:38:09.481	
5 -	39.335	31.154	1:10.489 (2)	74.36	0.013	10:39:19.970	
6 -	38.953	31.523	1:10.476 (1)	74.37		10:40:30.446	
7 -	39.859	31.504	1:11.363	73.44	0.887	10:41:41.809	
8 -	40.598	31.389	1:11.987	72.81	1.511	10:42:53.796	
9 -	39.152	32.101	1:11.253	73.56	0.777	10:44:05.049	
10 -	39.914	31.558	1:11.472	73.33	0.996	10:45:16.521	
11 -	40.423	31.484	1:11.907	72.89	1.431	10:46:28.428	

P12		10 S		Mike BRUNSDON		Kawasaki NINJA 400 - Quad Bikes Wales	
IDEAL LAP TIME : 1:11.008		BEST LAP TIME : 1:11.008		DIFFERENCE : 0.000			
LAP	SECTOR 1	SECTOR 2	LAP TIME	MPH	DIFF	TIME OF DAY	
1 -	42.413	33.976	1:16.389	68.61	5.381	10:34:38.512	
2 -	42.940	33.402	1:16.342	68.65	5.334	10:35:54.854	
3 -	40.543	35.366	1:15.909	69.05	4.901	10:37:10.763	
4 -	39.439	32.258	1:11.697 (3)	73.10	0.689	10:38:22.460	
5 -	40.741	33.359	1:14.100	70.73	3.092	10:39:36.560	
6 -	41.490	IN PIT	1:40.861 P	51.96	29.853	10:41:17.421	
7 -		32.818	1:24.840	61.78	13.832	10:42:42.261	
8 -	39.798	32.468	1:12.266	72.53	1.258	10:43:54.527	
9 -	39.217	32.275	1:11.492 (2)	73.31	0.484	10:45:06.019	
10 -	39.056	31.952	1:11.008 (1)	73.81		10:46:17.027	

P13		99 S		Jack WOLFF		Kawasaki NINJA 300 - Nym Technologies Racing	
IDEAL LAP TIME : 1:11.143		BEST LAP TIME : 1:11.261		DIFFERENCE : 0.118			
LAP	SECTOR 1	SECTOR 2	LAP TIME	MPH	DIFF	TIME OF DAY	
1 -	44.665	32.748	1:17.413	67.70	6.152	10:34:32.610	
2 -	42.416	33.561	1:15.977	68.98	4.716	10:35:48.587	
3 -	41.358	31.920	1:13.278	71.53	2.017	10:37:01.865	
4 -	39.725	31.895	1:11.620 (2)	73.18	0.359	10:38:13.485	
5 -	39.955	31.925	1:11.880	72.92	0.619	10:39:25.365	
6 -	39.248	32.013	1:11.261 (1)	73.55		10:40:36.626	
7 -	41.354	32.191	1:13.545	71.27	2.284	10:41:50.171	
8 -	41.941	32.843	1:14.784	70.08	3.523	10:43:04.955	
9 -	39.724	32.160	1:11.884	72.91	0.623	10:44:16.839	
10 -	39.503	32.243	1:11.746 (3)	73.05	0.485	10:45:28.585	

BMCRC - MRO Championships 2023 - Rnd 2 @ Pembrey

BMCRC Formula 400 & INTA Motorcycles Blue Haze GP 2-Stroke

QUALIFYING - SECTOR ANALYSIS



SECTOR 1 = FL to I1, SECTOR 2 = I1 to FL, DIFF = Difference To Personal Best Lap, P = Crossed Finish Line in Pit Lane, D = Time Disallowed

P14 188 S		Mike GILSON		Honda NC30 -			
IDEAL LAP TIME : 1:11.208		BEST LAP TIME : 1:11.629		DIFFERENCE : 0.421			
LAP	SECTOR 1	SECTOR 2	LAP TIME	MPH	DIFF	TIME OF DAY	
1 -	46.704	33.204	1:19.908	65.59	8.279	10:34:34.369	
2 -	41.461	32.138	1:13.599	71.21	1.970	10:35:47.968	
3 -	40.382	31.398	1:11.780 (2)	73.02	0.151	10:36:59.748	
4 -	40.260	31.369	1:11.629 (1)	73.17		10:38:11.377	
5 -	40.147	31.935	1:12.082 (3)	72.71	0.453	10:39:23.459	
6 -	40.721	31.595	1:12.316	72.48	0.687	10:40:35.775	
7 -	41.304	32.303	1:13.607	71.21	1.978	10:41:49.382	
8 -	42.984	32.069	1:15.053	69.83	3.424	10:43:04.435	
9 -	39.839	IN PIT	1:32.891 P	56.42	21.262	10:44:37.326	

P15 73 S		Colvin TURNER		Yamaha TZR250 -			
IDEAL LAP TIME : 1:12.848		BEST LAP TIME : 1:13.020		DIFFERENCE : 0.172			
LAP	SECTOR 1	SECTOR 2	LAP TIME	MPH	DIFF	TIME OF DAY	
1 -	45.172	32.676	1:17.848	67.33	4.828	10:34:31.881	
2 -	42.023	32.693	1:14.716	70.15	1.696	10:35:46.597	
3 -	40.759	32.261	1:13.020 (1)	71.78		10:36:59.617	
4 -	41.306	32.228	1:13.534 (3)	71.28	0.514	10:38:13.151	
5 -	41.676	33.298	1:14.974	69.91	1.954	10:39:28.125	
6 -	41.942	32.977	1:14.919	69.96	1.899	10:40:43.044	
7 -	45.511	34.170	1:19.681	65.78	6.661	10:42:02.725	
8 -	45.693	33.811	1:19.504	65.92	6.484	10:43:22.229	
9 -	41.402	32.620	1:14.022	70.81	1.002	10:44:36.251	
10 -	41.297	32.089	1:13.386 (2)	71.42	0.366	10:45:49.637	

P16 70 S/R		Mike ARTER		Kawasaki ZXR400L3 -			
IDEAL LAP TIME : 1:12.860		BEST LAP TIME : 1:13.026		DIFFERENCE : 0.166			
LAP	SECTOR 1	SECTOR 2	LAP TIME	MPH	DIFF	TIME OF DAY	
1 -	44.260	33.288	1:17.548	67.59	4.522	10:34:36.812	
2 -	43.614	32.561	1:16.175	68.80	3.149	10:35:52.987	
3 -	41.602	31.855	1:13.457 (3)	71.35	0.431	10:37:06.444	
4 -	42.047	31.898	1:13.945	70.88	0.919	10:38:20.389	
5 -	42.470	32.602	1:15.072	69.82	2.046	10:39:35.461	
6 -	41.431	32.514	1:13.945	70.88	0.919	10:40:49.406	
7 -	41.974	32.600	1:14.574	70.28	1.548	10:42:03.980	
8 -	45.569	35.802	1:21.371	64.41	8.345	10:43:25.351	
9 -	41.260	32.030	1:13.290 (2)	71.51	0.264	10:44:38.641	
10 -	41.005	32.021	1:13.026 (1)	71.77		10:45:51.667	

P17 97 S		Nicholas TAIG		Honda VFR400 NC30 - RST, Bell Helmets UK			
IDEAL LAP TIME :		BEST LAP TIME : 1:13.083		DIFFERENCE :			
LAP	SECTOR 1	SECTOR 2	LAP TIME	MPH	DIFF	TIME OF DAY	
1 -			1:15.297	69.61	2.214	10:34:38.511	
2 -			1:15.303	69.60	2.220	10:35:53.814	
3 -			1:13.354 (2)	71.45	0.271	10:37:07.168	
4 -			1:13.083 (1)	71.72		10:38:20.251	
5 -			1:14.383	70.46	1.300	10:39:34.634	
6 -			1:14.611	70.25	1.528	10:40:49.245	
7 -			1:15.692	69.24	2.609	10:42:04.937	
8 -			1:18.428	66.83	5.345	10:43:23.365	
9 -			1:13.885	70.94	0.802	10:44:37.250	
10 -			1:13.704 (3)	71.11	0.621	10:45:50.954	

BMCRC - MRO Championships 2023 - Rnd 2 @ Pembrey

BMCRC Formula 400 & INTA Motorcycles Blue Haze GP 2-Stroke

QUALIFYING - SECTOR ANALYSIS



SECTOR 1 = FL to I1, SECTOR 2 = I1 to FL, DIFF = Difference To Personal Best Lap, P = Crossed Finish Line in Pit Lane, D = Time Disallowed

P18		91 M		Kevin NEAL		Kawasaki ZXR400 -	
IDEAL LAP TIME : 1:13.299		BEST LAP TIME : 1:13.299		DIFFERENCE : 0.000			
LAP	SECTOR 1	SECTOR 2	LAP TIME	MPH	DIFF	TIME OF DAY	
1 -	45.643	35.074	1:20.717	64.93	7.418	10:34:31.607	
2 -	42.899	33.703	1:16.602	68.42	3.303	10:35:48.209	
3 -	42.077	33.590	1:15.667	69.27	2.368	10:37:03.876	
4 -	42.046	33.681	1:15.727	69.21	2.428	10:38:19.603	
5 -	42.676	33.339	1:16.015	68.95	2.716	10:39:35.618	
6 -	42.148	33.425	1:15.573	69.35	2.274	10:40:51.191	
7 -	41.793	32.924	1:14.717 (3)	70.15	1.418	10:42:05.908	
8 -	43.055	32.963	1:16.018	68.95	2.719	10:43:21.926	
9 -	40.978	33.142	1:14.120 (2)	70.71	0.821	10:44:36.046	
10 -	40.773	32.526	1:13.299 (1)	71.50		10:45:49.345	

P19		24 S		Harley GODZISZ		Honda NC30 - SonicRacing.co.uk	
IDEAL LAP TIME : 1:14.298		BEST LAP TIME : 1:14.540		DIFFERENCE : 0.242			
LAP	SECTOR 1	SECTOR 2	LAP TIME	MPH	DIFF	TIME OF DAY	
1 -		34.586	1:28.307	59.35	13.767	10:37:21.356	
2 -	42.004	34.142	1:16.146	68.83	1.606	10:38:37.502	
3 -	41.470	33.105	1:14.575 (2)	70.28	0.035	10:39:52.077	
4 -	42.633	33.509	1:16.142	68.83	1.602	10:41:08.219	
5 -	42.393	33.627	1:16.020	68.95	1.480	10:42:24.239	
6 -	42.013	32.828	1:14.841 (3)	70.03	0.301	10:43:39.080	
7 -	41.882	33.389	1:15.271	69.63	0.731	10:44:54.351	
8 -	41.547	32.993	1:14.540 (1)	70.31		10:46:08.891	

P20		88 GP		George PRINOS		YAMAHA TZ250 - KAPPA PLANNING LTD	
IDEAL LAP TIME : 1:15.334		BEST LAP TIME : 1:15.477		DIFFERENCE : 0.143			
LAP	SECTOR 1	SECTOR 2	LAP TIME	MPH	DIFF	TIME OF DAY	
1 -	49.492	36.976	1:26.468	60.61	10.991	10:34:54.896	
2 -	46.130	36.309	1:22.439	63.58	6.962	10:36:17.335	
3 -	45.637	35.590	1:21.227	64.53	5.750	10:37:38.562	
4 -	44.682	34.164	1:18.846	66.47	3.369	10:38:57.408	
5 -	43.576	33.973	1:17.549	67.59	2.072	10:40:14.957	
6 -	43.464	33.877	1:17.341	67.77	1.864	10:41:32.298	
7 -	43.169	33.752	1:16.921	68.14	1.444	10:42:49.219	
8 -	41.985	33.633	1:15.618 (2)	69.31	0.141	10:44:04.837	
9 -	41.967	33.510	1:15.477 (1)	69.44		10:45:20.314	
10 -	42.613	33.367	1:15.980 (3)	68.98	0.503	10:46:36.294	

P21		123 R		Mark GALLAGHER		Honda RVF 400 -	
IDEAL LAP TIME : 1:18.682		BEST LAP TIME : 1:18.682		DIFFERENCE : 0.000			
LAP	SECTOR 1	SECTOR 2	LAP TIME	MPH	DIFF	TIME OF DAY	
1 -	44.914	33.768	1:18.682 (1)	66.61		10:34:35.615	
2 -	1:12.554	34.061	1:46.615 (2)	49.16	27.933	10:36:22.230	

BMCRC - MRO Championships 2023 - Rnd 2 @ Pembrey

BMCRC Formula 400 & INTA Motorcycles Blue Haze GP 2-Stroke

QUALIFYING - BEST SECTORS

SECTOR 1			SECTOR 2			IDEAL / BEST COMPARISON						
POS	NO	NAME	TIME	NO	NAME	TIME	POS	NO	NAME	IDEAL	BEST	DIFF
									PERFECT LAP	1:05.172		
1	16	MAJOR	36.285	8	ATKINSON	28.887	1	8	ATKINSON	1:05.231	1:05.469	0.238
2	8	ATKINSON	36.344	16	MAJOR	29.678	2	16	MAJOR	1:05.963	1:06.000	0.037
3	25	SMITH	36.438	25	SMITH	29.703	3	25	SMITH	1:06.141	1:06.516	0.375
4	151	SMITH	36.847	22	BALLERINI	29.778	4	151	SMITH	1:06.647	1:07.236	0.589
5	22	BALLERINI	37.391	151	SMITH	29.800	5	22	BALLERINI	1:07.169	1:08.086	0.917
6	2	GILL	38.124	2	GILL	30.016	6	2	GILL	1:08.140	1:08.183	0.043
7	3	BARRETT	38.406	13	EDMONDSON	30.145	7	13	EDMONDSON	1:08.593	1:08.593	0.000
8	13	EDMONDSON	38.448	83	GIBSON	30.429	8	83	GIBSON	1:09.073	1:09.073	0.000
9	83	GIBSON	38.644	90	RAPA	30.503	9	90	RAPA	1:09.283	1:09.386	0.103
10	90	RAPA	38.780	186	RICHARDS	31.154	10	3	BARRETT	1:10.003	1:10.003	0.000
11	186	RICHARDS	38.953	188	GILSON	31.369	11	186	RICHARDS	1:10.107	1:10.476	0.369
12	10	BRUNSDON	39.056	3	BARRETT	31.597	12	10	BRUNSDON	1:11.008	1:11.008	0.000
13	99	WOLFF	39.248	70	ARTER	31.855	13	99	WOLFF	1:11.143	1:11.261	0.118
14	188	GILSON	39.839	99	WOLFF	31.895	14	188	GILSON	1:11.208	1:11.629	0.421
15	73	TURNER	40.759	10	BRUNSDON	31.952	15	73	TURNER	1:12.848	1:13.020	0.172
16	91	NEAL	40.773	73	TURNER	32.089	16	70	ARTER	1:12.860	1:13.026	0.166
17	70	ARTER	41.005	91	NEAL	32.526	17	91	NEAL	1:13.299	1:13.299	0.000
18	24	GODZISZ	41.470	24	GODZISZ	32.828	18	24	GODZISZ	1:14.298	1:14.540	0.242
19	88	PRINOS	41.967	88	PRINOS	33.367	19	88	PRINOS	1:15.334	1:15.477	0.143
20	123	GALLAGHER	44.914	123	GALLAGHER	33.768	20	123	GALLAGHER	1:18.682	1:18.682	0.000
21							21	97	TAIG		1:13.083	

BMCRC - MRO Championships 2023 - Rnd 2 @ Pembrey

BMCRC Formula 400 & INTA Motorcycles Blue Haze GP 2-Stroke

QUALIFYING - STATISTICS

Competitors Started	21
Planned Start	2023-04-08 @ 10:42:00.000
Actual Start	2023-04-08 @ 10:32:49.978
Finish Time	2023-04-08 @ 10:45:27.748
Track Length	1.4560mi.
Total Laps	182
Total Distance Covered	264.9920mi.

Session Fastest Lap History

NO	CL	NAME	LAP TIME	TIME OF DAY	LAP	VEHICLE
13	GP	Doug EDMONDSON	1:13.388	10:34:27.314	1	Yamaha TZ250
13	GP	Doug EDMONDSON	1:11.146	10:35:38.462	2	Yamaha TZ250
25	M	Haydon SMITH	1:09.478	10:35:39.074	2	Kawasaki ZXR400
151	S	Nick SMITH	1:08.808	10:35:39.356	2	Kawasaki ZXR400
25	M	Haydon SMITH	1:07.828	10:36:46.902	3	Kawasaki ZXR400
8	GP	Phil ATKINSON	1:05.914	10:37:34.348	3	Yamaha TZ350
8	GP	Phil ATKINSON	1:05.469	10:38:39.817	4	Yamaha TZ350

Flag History

TYPE	TIME OF DAY
GREEN	10:32:49.978
FINISH	10:45:27.748

Flag Statistics

TYPE	COUNT	TOTAL LAPS	TOTAL TIME
Green	1	11	14:00.675
Red	0	0	0.000
Safety Car	0	0	0.000
FCY	0	0	0.000

BMCRC - MRO Championships 2023 - Rnd 2 @ Pembrey

BMCRC Formula 400 & INTA Motorcycles Blue Haze GP 2-Stroke

QUALIFYING - STATISTICS

CLASS : M

4 Starters

Fastest Lap History

NO	NAME	LAP TIME	TIME OF DAY	LAP	VEHICLE
25	Haydon SMITH	1:15.027	10:34:29.595	1	Kawasaki ZXR400
25	Haydon SMITH	1:09.478	10:35:39.074	2	Kawasaki ZXR400
25	Haydon SMITH	1:07.828	10:36:46.902	3	Kawasaki ZXR400
25	Haydon SMITH	1:06.607	10:39:01.593	5	Kawasaki ZXR400
25	Haydon SMITH	1:06.516	10:44:37.724	10	Kawasaki ZXR400

BMCRC - MRO Championships 2023 - Rnd 2 @ Pembrey

BMCRC Formula 400 & INTA Motorcycles Blue Haze GP 2-Stroke

QUALIFYING - STATISTICS

CLASS : S

10 Starters

Fastest Lap History

NO	NAME	LAP TIME	TIME OF DAY	LAP	VEHICLE
151	Nick SMITH	1:15.164	10:34:30.549	1	Kawasaki ZXR400
151	Nick SMITH	1:08.808	10:35:39.356	2	Kawasaki ZXR400
151	Nick SMITH	1:08.304	10:36:47.661	3	Kawasaki ZXR400
151	Nick SMITH	1:07.505	10:37:55.165	4	Kawasaki ZXR400
151	Nick SMITH	1:07.336	10:39:02.502	5	Kawasaki ZXR400
16	Alan MAJOR	1:06.000	10:39:03.343	5	Kawasaki ZXR400

BMCRC - MRO Championships 2023 - Rnd 2 @ Pembrey

BMCRC Formula 400 & INTA Motorcycles Blue Haze GP 2-Stroke

QUALIFYING - STATISTICS

CLASS : S/R

1 Starters

Fastest Lap History

NO	NAME	LAP TIME	TIME OF DAY	LAP	VEHICLE
70	Mike ARTER	1:17.548	10:34:36.827	1	Kawasaki ZXR400L3
70	Mike ARTER	1:16.175	10:35:53.001	2	Kawasaki ZXR400L3
70	Mike ARTER	1:13.457	10:37:06.457	3	Kawasaki ZXR400L3
70	Mike ARTER	1:13.290	10:44:38.655	9	Kawasaki ZXR400L3
70	Mike ARTER	1:13.026	10:45:51.680	10	Kawasaki ZXR400L3

BMCRC - MRO Championships 2023 - Rnd 2 @ Pembrey

BMCRC Formula 400 & INTA Motorcycles Blue Haze GP 2-Stroke

QUALIFYING - STATISTICS

CLASS : GP

5 Starters

Fastest Lap History

NO	NAME	LAP TIME	TIME OF DAY	LAP	VEHICLE
13	Doug EDMONDSON	1:13.388	10:34:27.314	1	Yamaha TZ250
13	Doug EDMONDSON	1:11.146	10:35:38.462	2	Yamaha TZ250
8	Phil ATKINSON	1:10.543	10:36:28.434	2	Yamaha TZ350
13	Doug EDMONDSON	1:09.813	10:36:48.274	3	Yamaha TZ250
8	Phil ATKINSON	1:05.914	10:37:34.348	3	Yamaha TZ350
8	Phil ATKINSON	1:05.469	10:38:39.817	4	Yamaha TZ350

BMCRC - MRO Championships 2023 - Rnd 2 @ Pembrey

BMCRC Formula 400 & INTA Motorcycles Blue Haze GP 2-Stroke

QUALIFYING - STATISTICS

CLASS : R

1 Starters

Fastest Lap History

NO	NAME	LAP TIME	TIME OF DAY	LAP	VEHICLE
123	Mark GALLAGHER	1:18.682	10:34:35.644	1	Honda RVF 400

BMCRC - MRO Championships 2023 - Rnd 2 @ Pembrey

BMCRC Formula 400 & INTA Motorcycles Blue Haze GP 2-Stroke

RACE 7 - GRID (8 Laps)

ROW 7	21	1:18.682	123	Mark GALLAGHER	20	1:15.477	88	George PRINOS	19	1:14.540	24	Harley GODZISZ
ROW 6	18	1:13.299	91	Kevin NEAL	17	1:13.083	97	Nicholas TAIG	16	1:13.026	70	Mike ARTER
ROW 5	15	1:13.020	73	Colvin TURNER	14	1:11.629	188	Mike GILSON	13	1:11.261	99	Jack WOLFF
ROW 4	12	1:11.008	10	Mike BRUNSDON	11	1:10.476	186	Steve RICHARDS	10	1:10.003	3	Tom BARRETT
ROW 3	9	1:09.386	90	Steve RAPA	8	1:09.073	83	Peter GIBSON	7	1:08.593	13	Doug EDMONDSON
ROW 2	6	1:08.183	2	Andy GILL	5	1:08.086	22	Rik BALLERINI	4	1:07.236	151	Nick SMITH
ROW 1	3	1:06.516	25	Haydon SMITH	2	1:06.000	16	Alan MAJOR	1	1:05.469	8	Phil ATKINSON
Pole												

Pembrey National: 1.4560 miles

These results are provisional until the conclusion of any judicial and technical matters.

Clerk Of Course :	Stewards :	Timekeeper : Sarah Evans
-------------------	------------	--------------------------

Results can be found at www.tsl-timing.com

Printed - 10:52 Saturday, 08 April 2023



BMCRC - MRO Championships 2023 - Rnd 2 @ Pembrey

BMCRC Formula 400 & INTA Motorcycles Blue Haze GP 2-Stroke

RACE 7 - CLASSIFICATION

POS	NO	CL	PIC NAME	ENTRY	LAPS	TIME	GAP	DIFF	MPH	BEST	ON
1	22	GP	1 Rik BALLERINI	Suzuki RG500 - SCLS LTD, CAMBRIDGE MC, GEC	8	8:52.369			78.76	1:04.377	7
2	25	M	1 Haydon SMITH	Kawasaki ZXR400 - HI-Precision Engineering Ltd	8	8:56.393	4.024	4.024	78.17	1:05.245	7
3	151	S	1 Nick SMITH	Kawasaki ZXR400 - HI-Precision Engineering Ltd	8	8:56.607	4.238	0.214	78.14	1:05.426	7
4	2	M	2 Andy GILL	TBC -	8	8:57.137	4.768	0.530	78.06	1:05.644	8
5	16	S	2 Alan MAJOR	Kawasaki ZXR400 - Major Performance Developmer	8	8:57.757	5.388	0.620	77.97	1:05.915	7
6	13	GP	2 Doug EDMONDSON	Yamaha TZ250 - Stan Stephens Tuning	8	8:58.064	5.695	0.307	77.93	1:05.811	8
7	90	S	3 Steve RAPA	Honda RVF400 (BRUCE) - My Own Fair Hands	8	9:20.770	28.401	22.706	74.77	1:08.890	3
8	83	M	3 Peter GIBSON	Honda VFR400 -	8	9:22.355	29.986	1.585	74.56	1:08.494	8
9	186	S	4 Steve RICHARDS	Kawasaki ZXR400 -	8	9:29.438	37.069	7.083	73.63	1:08.897	2
10	3	GP	3 Tom BARRETT	Honda RS250 -	8	9:29.789	37.420	0.351	73.59	1:08.754	6
11	99	S	5 Jack WOLFF	Kawasaki NINJA 300 - Nym Technologies Racing	8	9:37.258	44.889	7.469	72.64	1:10.812	5
12	188	S	6 Mike GILSON	Honda NC30 -	8	9:44.081	51.712	6.823	71.79	1:11.278	4
13	73	S	7 Colvin TURNER	Yamaha TZR250 -	8	9:44.541	52.172	0.460	71.73	1:11.320	7
14	70	S/R	1 Mike ARTER	Kawasaki ZXR400L3 -	8	9:44.741	52.372	0.200	71.71	1:11.144	7
15	24	S	8 Harley GODZISZ	Honda NC30 - SonicRacing.co.uk	8	9:49.043	56.674	4.302	71.18	1:11.645	4
16	97	S	9 Nicholas TAIG	Honda VFR400 NC30 - RST, Bell Helmets UK	8	9:50.196	57.827	1.153	71.04	1:12.090	6
17	10	S	10 Mike BRUNSDON	Kawasaki NINJA 400 - Quad Bikes Wales	8	9:51.876	59.507	1.680	70.84	1:12.072	6
18	88	GP	4 George PRINOS	YAMAHA TZ250 - KAPPA PLANNING LTD	7	8:55.396	1 Lap	1 Lap	68.53	1:13.472	4

NOT CLASSIFIED

DNF	8	GP	Phil ATKINSON	Yamaha TZ350 - ROSE MOT/Q Oil Treatments	6	6:45.690	2 Laps	1 Lap	77.52	1:05.698	4
DNF	91	M	Kevin NEAL	Kawasaki ZXR400 -	4	4:56.461	4 Laps	2 Laps	70.72	1:12.326	4
DNF	123	R	Mark GALLAGHER	Honda RVF 400 -	0						

FASTEST LAP

22	GP	Rik BALLERINI	Suzuki RG500 - SCLS LTD, CAMBRIDGE MC, GEC	7	1:04.377	81.42 mph	131.03 kph
25	M	Haydon SMITH	Kawasaki ZXR400 - HI-Precision Engineering Ltd	7	1:05.245	80.33 mph	129.29 kph
151	S	Nick SMITH	Kawasaki ZXR400 - HI-Precision Engineering Ltd	7	1:05.426	80.11 mph	128.93 kph
70	S/R	Mike ARTER	Kawasaki ZXR400L3 -	7	1:11.144	73.67 mph	118.56 kph

Class GP - 92.5% of Race Speed = 72.85 mph

Class M - 92.5% of Race Speed = 72.30 mph

Class S - 92.5% of Race Speed = 72.27 mph

Class S/R - 92.5% of Race Speed = 66.33 mph

Weather / Track : Bright / Dry

These results are provisional until the conclusion of any judicial and technical matters.

Race Distance: 8 Laps / 11.64 miles

Pembrey National: 1.4560 miles

Date: 08/04/2023 Start: 14:11 Finish: 14:19

Clerk Of Course :	Stewards :	Timekeeper : Sarah Evans
-------------------	------------	--------------------------

Results can be found at www.tsl-timing.com

Printed - 14:23 Saturday, 08 April 2023



BMCRC - MRO Championships 2023 - Rnd 2 @ Pembrey

BMCRC Formula 400 & INTA Motorcycles Blue Haze GP 2-Stroke

RACE 7 - LAP CHART

LAP 1 @ 14:12:12.320

NO	BEHIND	LAP TIME
2		1:12.227
25	0.135	1:12.362
151	0.389	1:12.616
16	0.404	1:12.631
13	0.743	1:12.970
8	1.772	1:13.999
90	2.167	1:14.394
22	3.005	1:15.232
186	3.440	1:15.667
99	5.451	1:17.678
91	6.671	1:18.898
83	6.799	1:19.026
188	7.222	1:19.449
3	7.298	1:19.525
73	8.079	1:20.306
70	9.410	1:21.637
10	10.211	1:22.438
97	10.431	1:22.658
24	10.842	1:23.069
88	12.858	1:25.085

LAP 2 @ 14:13:19.333

NO	BEHIND	LAP TIME
25		1:06.878
2	0.441	1:07.454
16	0.990	1:07.599
13	1.210	1:07.480
151	1.236	1:07.860
8	1.302	1:06.543
22	1.741	1:05.749
90	4.186	1:09.032
186	5.324	1:08.897
99	9.580	1:11.142
83	9.661	1:09.875
91	12.183	1:12.525
3	12.218	1:11.933
188	12.313	1:12.104
73	12.714	1:11.648
70	14.844	1:12.447
10	16.456	1:13.258
97	16.625	1:13.207
24	17.668	1:13.839
88	21.398	1:15.553

LAP 3 @ 14:14:26.228

NO	BEHIND	LAP TIME
2		1:06.454
25	0.320	1:07.215
22	0.393	1:05.547
16	0.806	1:06.711
151	1.018	1:06.677
13	1.326	1:07.011
8	1.736	1:07.329
90	6.181	1:08.890
186	9.285	1:10.856
83	11.418	1:08.652
99	13.763	1:11.078
3	15.012	1:09.689
188	17.950	1:12.532
91	18.000	1:12.712
73	18.566	1:12.747
70	19.752	1:11.803

97	22.143	1:12.413
10	23.028	1:13.467
24	23.164	1:12.391
88	29.720	1:15.217

LAP 4 @ 14:15:32.546

NO	BEHIND	LAP TIME
2		1:06.318
25	0.206	1:06.204
22	0.258	1:06.183
16	0.724	1:06.236
151	0.791	1:06.091
8	1.116	1:05.698
13	1.622	1:06.614
90	9.440	1:09.577
186	14.542	1:11.575
83	14.848	1:09.748
99	19.092	1:11.647
3	19.166	1:10.472
188	22.910	1:11.278
91	24.008	1:12.326
73	24.272	1:12.024
70	24.992	1:11.558
97	28.081	1:12.256
24	28.491	1:11.645
10	29.899	1:13.189
88	36.874	1:13.472

LAP 5 @ 14:16:37.701

NO	BEHIND	LAP TIME
22		1:04.897
2	1.234	1:06.389
25	1.407	1:06.356
151	1.554	1:05.918
8	1.872	1:05.911
16	2.213	1:06.644
13	2.640	1:06.173
90	13.610	1:09.325
83	18.746	1:09.053
186	19.946	1:10.559
3	23.166	1:09.155
99	24.749	1:10.812
188	29.896	1:12.141
73	31.655	1:12.538
70	32.527	1:12.690
24	35.589	1:12.253
97	35.909	1:12.983
10	37.244	1:12.500
88	46.838	1:15.119

LAP 6 @ 14:17:42.601

NO	BEHIND	LAP TIME
22		1:04.900
2	2.301	1:05.967
151	2.439	1:05.785
25	2.745	1:06.238
8	3.182	1:06.210
16	3.415	1:06.102
13	3.822	1:06.082
90	20.340	1:11.630
83	22.619	1:08.773
186	25.483	1:10.437
3	27.020	1:08.754
99	31.318	1:11.469

188	36.918	1:11.922
73	38.224	1:11.469
70	39.131	1:11.504
24	42.593	1:11.904
97	43.099	1:12.090
10	44.416	1:12.072
88	58.036	1:16.098

LAP 7 @ 14:18:46.978

NO	BEHIND	LAP TIME
22		1:04.377
151	3.488	1:05.426
25	3.613	1:05.245
2	4.608	1:06.684
16	4.953	1:05.915
13	5.368	1:05.923
90	24.866	1:08.903
83	26.976	1:08.734
186	31.432	1:10.326
3	31.593	1:08.950
99	38.395	1:11.454
188	44.394	1:11.853
73	45.167	1:11.320
70	45.898	1:11.144
24	50.425	1:12.209
97	50.933	1:12.211
10	52.758	1:12.719

LAP 8 @ 14:19:52.462

NO	BEHIND	LAP TIME
22		1:05.484
88	1 Lap	1:14.852
25	4.024	1:05.895
151	4.238	1:06.234
2	4.768	1:05.644
16	5.388	1:05.919
13	5.695	1:05.811
90	28.401	1:09.019
83	29.986	1:08.494
186	37.069	1:11.121
3	37.420	1:11.311
99	44.889	1:11.978
188	51.712	1:12.802
73	52.172	1:12.489
70	52.372	1:11.958
24	56.674	1:11.733
97	57.827	1:12.378
10	59.507	1:12.233

BMCRC - MRO Championships 2023 - Rnd 2 @ Pembrey

BMCRC Formula 400 & INTA Motorcycles Blue Haze GP 2-Stroke

RACE 7 - POSITION CHART

No	Name	Lap Pos								
			1	2	3	4	5	6	7	8
8	ATKINSON	1	2	25	2	2	22	22	22	22
16	MAJOR	2	25	2	25	25	2	2	151	25
25	SMITH	3	151	16	22	22	25	151	25	151
151	SMITH	4	16	13	16	16	151	25	2	2
22	BALLERINI	5	13	151	151	151	8	8	16	16
2	GILL	6	8	8	13	8	16	16	13	13
13	EDMONDSON	7	90	22	8	13	13	13	90	90
83	GIBSON	8	22	90	90	90	90	90	83	83
90	RAPA	9	186	186	186	186	83	83	186	186
3	BARRETT	10	99	99	83	83	186	186	3	3
186	RICHARDS	11	91	83	99	99	3	3	99	99
10	BRUNSDON	12	83	91	3	3	99	99	188	188
99	WOLFF	13	188	3	188	188	188	188	73	73
188	GILSON	14	3	188	91	91	73	73	70	70
73	TURNER	15	73	73	73	73	70	70	24	24
70	ARTER	16	70	70	70	70	24	24	97	97
97	TAIG	17	10	10	97	97	97	97	10	10
91	NEAL	18	97	97	10	24	10	10	88	
24	GODZISZ	19	24	24	24	10	88	88		
88	PRINOS	20	88	88	88	88				
123	GALLAGHER	21								

BMCRC - MRO Championships 2023 - Rnd 2 @ Pembrey

BMCRC Formula 400 & INTA Motorcycles Blue Haze GP 2-Strokes

RACE 7 - SECTOR ANALYSIS



SECTOR 1 = FL to I1, SECTOR 2 = I1 to FL, DIFF = Difference To Personal Best Lap, P = Crossed Finish Line in Pit Lane, D = Time Disallowed

P1		22 GP		Rik BALLERINI		Suzuki RG500 - SCLS LTD, CAMBRIDGE MC, GECKO RACING	
IDEAL LAP TIME : 1:04.900		BEST LAP TIME : 1:04.377		DIFFERENCE : -0.523			
LAP	SECTOR 1	SECTOR 2	LAP TIME	MPH	DIFF	TIME OF DAY	
1 -		29.420	1:15.232	69.67	10.855	14:12:15.325	
2 -			1:05.749	79.72	1.372	14:13:21.074	
3 -			1:05.547	79.96	1.170	14:14:26.621	
4 -			1:06.183	79.19	1.806	14:15:32.804	
5 -			1:04.897 (2)	80.76	0.520	14:16:37.701	
6 -	36.070	28.830	1:04.900 (3)	80.76	0.523	14:17:42.601	
7 -			1:04.377 (1)	81.42		14:18:46.978	
8 -			1:05.484	80.04	1.107	14:19:52.462	

P2		25 M		Haydon SMITH		Kawasaki ZXR400 - HI-Precision Engineering Ltd	
IDEAL LAP TIME : 1:06.238		BEST LAP TIME : 1:05.245		DIFFERENCE : -0.993			
LAP	SECTOR 1	SECTOR 2	LAP TIME	MPH	DIFF	TIME OF DAY	
1 -		30.021	1:12.362	72.43	7.117	14:12:12.455	
2 -	37.201	29.677	1:06.878	78.37	1.633	14:13:19.333	
3 -			1:07.215	77.98	1.970	14:14:26.548	
4 -			1:06.204 (3)	79.17	0.959	14:15:32.752	
5 -			1:06.356	78.99	1.111	14:16:39.108	
6 -	36.894	29.344	1:06.238	79.13	0.993	14:17:45.346	
7 -			1:05.245 (1)	80.33		14:18:50.591	
8 -			1:05.895 (2)	79.54	0.650	14:19:56.486	

P3		151 S		Nick SMITH		Kawasaki ZXR400 - Hi-Precision Engineering Ltd	
IDEAL LAP TIME : 1:05.785		BEST LAP TIME : 1:05.426		DIFFERENCE : -0.359			
LAP	SECTOR 1	SECTOR 2	LAP TIME	MPH	DIFF	TIME OF DAY	
1 -		30.071	1:12.616	72.18	7.190	14:12:12.709	
2 -			1:07.860	77.24	2.434	14:13:20.569	
3 -			1:06.677	78.61	1.251	14:14:27.246	
4 -			1:06.091	79.30	0.665	14:15:33.337	
5 -			1:05.918 (3)	79.51	0.492	14:16:39.255	
6 -	36.516	29.269	1:05.785 (2)	79.67	0.359	14:17:45.040	
7 -			1:05.426 (1)	80.11		14:18:50.466	
8 -			1:06.234	79.13	0.808	14:19:56.700	

P4		2 M		Andy GILL		TBC -	
IDEAL LAP TIME : 1:05.967		BEST LAP TIME : 1:05.644		DIFFERENCE : -0.323			
LAP	SECTOR 1	SECTOR 2	LAP TIME	MPH	DIFF	TIME OF DAY	
1 -		30.009	1:12.227	72.57	6.583	14:12:12.320	
2 -			1:07.454	77.70	1.810	14:13:19.774	
3 -	36.801	29.653	1:06.454	78.87	0.810	14:14:26.228	
4 -			1:06.318 (3)	79.03	0.674	14:15:32.546	
5 -			1:06.389	78.95	0.745	14:16:38.935	
6 -	36.727	29.240	1:05.967 (2)	79.45	0.323	14:17:44.902	
7 -			1:06.684	78.60	1.040	14:18:51.586	
8 -			1:05.644 (1)	79.84		14:19:57.230	

P5		16 S		Alan MAJOR		Kawasaki ZXR400 - Major Performance Developments	
IDEAL LAP TIME : 1:06.102		BEST LAP TIME : 1:05.915		DIFFERENCE : -0.187			
LAP	SECTOR 1	SECTOR 2	LAP TIME	MPH	DIFF	TIME OF DAY	
1 -		29.966	1:12.631	72.16	6.716	14:12:12.724	
2 -			1:07.599	77.53	1.684	14:13:20.323	
3 -			1:06.711	78.57	0.796	14:14:27.034	
4 -			1:06.236	79.13	0.321	14:15:33.270	
5 -			1:06.644	78.65	0.729	14:16:39.914	
6 -	36.871	29.231	1:06.102 (3)	79.29	0.187	14:17:46.016	
7 -			1:05.915 (1)	79.52		14:18:51.931	
8 -			1:05.919 (2)	79.51	0.004	14:19:57.850	

BMCRC - MRO Championships 2023 - Rnd 2 @ Pembrey

BMCRC Formula 400 & INTA Motorcycles Blue Haze GP 2-Stroke

RACE 7 - SECTOR ANALYSIS



SECTOR 1 = FL to I1, SECTOR 2 = I1 to FL, DIFF = Difference To Personal Best Lap, P = Crossed Finish Line in Pit Lane, D = Time Disallowed

P6		13 GP		Doug EDMONDSON		Yamaha TZ250 - Stan Stephens Tuning	
IDEAL LAP TIME : 1:06.082		BEST LAP TIME : 1:05.811		DIFFERENCE : -0.271			
LAP	SECTOR 1	SECTOR 2	LAP TIME	MPH	DIFF	TIME OF DAY	
1 -		29.651	1:12.970	71.83	7.159	14:12:13.063	
2 -			1:07.480	77.67	1.669	14:13:20.543	
3 -			1:07.011	78.21	1.200	14:14:27.554	
4 -			1:06.614	78.68	0.803	14:15:34.168	
5 -			1:06.173	79.21	0.362	14:16:40.341	
6 -	36.779	29.303	1:06.082 (3)	79.31	0.271	14:17:46.423	
7 -			1:05.923 (2)	79.51	0.112	14:18:52.346	
8 -			1:05.811 (1)	79.64		14:19:58.157	

P7		90 S		Steve RAPA		Honda RVF400 (BRUCE) - My Own Fair Hands	
IDEAL LAP TIME : 1:08.903		BEST LAP TIME : 1:08.890		DIFFERENCE : -0.013			
LAP	SECTOR 1	SECTOR 2	LAP TIME	MPH	DIFF	TIME OF DAY	
1 -		30.589	1:14.394	70.45	5.504	14:12:14.487	
2 -			1:09.032	75.93	0.142	14:13:23.519	
3 -			1:08.890 (1)	76.08		14:14:32.409	
4 -			1:09.577	75.33	0.687	14:15:41.986	
5 -			1:09.325	75.60	0.435	14:16:51.311	
6 -	40.993	30.637	1:11.630	73.17	2.740	14:18:02.941	
7 -	38.346	30.557	1:08.903 (2)	76.07	0.013	14:19:11.844	
8 -			1:09.019 (3)	75.94	0.129	14:20:20.863	

P8		83 M		Peter GIBSON		Honda VFR400 -	
IDEAL LAP TIME : 1:08.646		BEST LAP TIME : 1:08.494		DIFFERENCE : -0.152			
LAP	SECTOR 1	SECTOR 2	LAP TIME	MPH	DIFF	TIME OF DAY	
1 -		31.237	1:19.026	66.32	10.532	14:12:19.119	
2 -			1:09.875	75.01	1.381	14:13:28.994	
3 -			1:08.652 (2)	76.35	0.158	14:14:37.646	
4 -			1:09.748	75.15	1.254	14:15:47.394	
5 -			1:09.053	75.90	0.559	14:16:56.447	
6 -	38.423	30.350	1:08.773	76.21	0.279	14:18:05.220	
7 -	38.296	30.438	1:08.734 (3)	76.25	0.240	14:19:13.954	
8 -			1:08.494 (1)	76.52		14:20:22.448	

P9		186 S		Steve RICHARDS		Kawasaki ZXR400 -	
IDEAL LAP TIME : 1:09.532		BEST LAP TIME : 1:08.897		DIFFERENCE : -0.635			
LAP	SECTOR 1	SECTOR 2	LAP TIME	MPH	DIFF	TIME OF DAY	
1 -		30.471	1:15.667	69.27	6.770	14:12:15.760	
2 -			1:08.897 (1)	76.07		14:13:24.657	
3 -			1:10.856	73.97	1.959	14:14:35.513	
4 -			1:11.575	73.23	2.678	14:15:47.088	
5 -			1:10.559	74.28	1.662	14:16:57.647	
6 -	39.142	31.295	1:10.437 (3)	74.41	1.540	14:18:08.084	
7 -	39.061	31.265	1:10.326 (2)	74.53	1.429	14:19:18.410	
8 -			1:11.121	73.69	2.224	14:20:29.531	

P10		3 GP		Tom BARRETT		Honda RS250 -	
IDEAL LAP TIME : 1:08.491		BEST LAP TIME : 1:08.754		DIFFERENCE : 0.263			
LAP	SECTOR 1	SECTOR 2	LAP TIME	MPH	DIFF	TIME OF DAY	
1 -		31.463	1:19.525	65.91	10.771	14:12:19.618	
2 -			1:11.933	72.86	3.179	14:13:31.551	
3 -			1:09.689	75.21	0.935	14:14:41.240	
4 -			1:10.472	74.37	1.718	14:15:51.712	
5 -			1:09.155 (3)	75.79	0.401	14:17:00.867	
6 -	38.120	30.634	1:08.754 (1)	76.23		14:18:09.621	
7 -	37.857	31.093	1:08.950 (2)	76.02	0.196	14:19:18.571	
8 -			1:11.311	73.50	2.557	14:20:29.882	

BMCRC - MRO Championships 2023 - Rnd 2 @ Pembrey

BMCRC Formula 400 & INTA Motorcycles Blue Haze GP 2-Stroke

RACE 7 - SECTOR ANALYSIS



SECTOR 1 = FL to I1, SECTOR 2 = I1 to FL, DIFF = Difference To Personal Best Lap, P = Crossed Finish Line in Pit Lane, D = Time Disallowed

P11 99 S		Jack WOLFF		Kawasaki NINJA 300 - Nym Technologies Racing			
IDEAL LAP TIME : 1:10.803		BEST LAP TIME : 1:10.812		DIFFERENCE : 0.009			
LAP	SECTOR 1	SECTOR 2	LAP TIME	MPH	DIFF	TIME OF DAY	
1 -		31.708	1:17.678	67.47	6.866	14:12:17.771	
2 -			1:11.142 (3)	73.67	0.330	14:13:28.913	
3 -			1:11.078 (2)	73.74	0.266	14:14:39.991	
4 -			1:11.647	73.15	0.835	14:15:51.638	
5 -			1:10.812 (1)	74.02		14:17:02.450	
6 -	39.095	32.374	1:11.469	73.34	0.657	14:18:13.919	
7 -	39.132	32.322	1:11.454	73.35	0.642	14:19:25.373	
8 -			1:11.978	72.82	1.166	14:20:37.351	

P12 188 S		Mike GILSON		Honda NC30 -			
IDEAL LAP TIME : 1:11.511		BEST LAP TIME : 1:11.278		DIFFERENCE : -0.233			
LAP	SECTOR 1	SECTOR 2	LAP TIME	MPH	DIFF	TIME OF DAY	
1 -		31.048	1:19.449	65.97	8.171	14:12:19.542	
2 -			1:12.104	72.69	0.826	14:13:31.646	
3 -			1:12.532	72.26	1.254	14:14:44.178	
4 -			1:11.278 (1)	73.53		14:15:55.456	
5 -			1:12.141	72.65	0.863	14:17:07.597	
6 -	40.471	31.451	1:11.922 (3)	72.87	0.644	14:18:19.519	
7 -	40.463	31.390	1:11.853 (2)	72.94	0.575	14:19:31.372	
8 -			1:12.802	71.99	1.524	14:20:44.174	

P13 73 S		Colvin TURNER		Yamaha TZR250 -			
IDEAL LAP TIME : 1:11.206		BEST LAP TIME : 1:11.320		DIFFERENCE : 0.114			
LAP	SECTOR 1	SECTOR 2	LAP TIME	MPH	DIFF	TIME OF DAY	
1 -		32.061	1:20.306	65.26	8.986	14:12:20.399	
2 -			1:11.648 (3)	73.15	0.328	14:13:32.047	
3 -			1:12.747	72.05	1.427	14:14:44.794	
4 -			1:12.024	72.77	0.704	14:15:56.818	
5 -			1:12.538	72.26	1.218	14:17:09.356	
6 -	39.966	31.503	1:11.469 (2)	73.34	0.149	14:18:20.825	
7 -	39.703	31.617	1:11.320 (1)	73.49		14:19:32.145	
8 -			1:12.489	72.30	1.169	14:20:44.634	

P14 70 S/R		Mike ARTER		Kawasaki ZXR400L3 -			
IDEAL LAP TIME : 1:11.504		BEST LAP TIME : 1:11.144		DIFFERENCE : -0.360			
LAP	SECTOR 1	SECTOR 2	LAP TIME	MPH	DIFF	TIME OF DAY	
1 -		32.215	1:21.637	64.20	10.493	14:12:21.730	
2 -			1:12.447	72.35	1.303	14:13:34.177	
3 -			1:11.803	72.99	0.659	14:14:45.980	
4 -			1:11.558 (3)	73.24	0.414	14:15:57.538	
5 -			1:12.690	72.10	1.546	14:17:10.228	
6 -	40.034	31.470	1:11.504 (2)	73.30	0.360	14:18:21.732	
7 -			1:11.144 (1)	73.67		14:19:32.876	
8 -			1:11.958	72.84	0.814	14:20:44.834	

P15 24 S		Harley GODZISZ		Honda NC30 - SonicRacing.co.uk			
IDEAL LAP TIME :		BEST LAP TIME : 1:11.645		DIFFERENCE :			
LAP	SECTOR 1	SECTOR 2	LAP TIME	MPH	DIFF	TIME OF DAY	
1 -		32.625	1:23.069	63.09	11.424	14:12:23.162	
2 -			1:13.839	70.98	2.194	14:13:37.001	
3 -			1:12.391	72.40	0.746	14:14:49.392	
4 -			1:11.645 (1)	73.16		14:16:01.037	
5 -			1:12.253	72.54	0.608	14:17:13.290	
6 -			1:11.904 (3)	72.89	0.259	14:18:25.194	
7 -			1:12.209	72.58	0.564	14:19:37.403	
8 -			1:11.733 (2)	73.07	0.088	14:20:49.136	

BMCRC - MRO Championships 2023 - Rnd 2 @ Pembrey

BMCRC Formula 400 & INTA Motorcycles Blue Haze GP 2-Stroke

RACE 7 - SECTOR ANALYSIS



SECTOR 1 = FL to I1, SECTOR 2 = I1 to FL, DIFF = Difference To Personal Best Lap, P = Crossed Finish Line in Pit Lane, D = Time Disallowed

P16 97 S		Nicholas TAIG		Honda VFR400 NC30 - RST, Bell Helmets UK			
IDEAL LAP TIME :		BEST LAP TIME : 1:12.090		DIFFERENCE :			
LAP	SECTOR 1	SECTOR 2	LAP TIME	MPH	DIFF	TIME OF DAY	
1 -		32.922	1:22.658	63.41	10.568	14:12:22.751	
2 -			1:13.207	71.59	1.117	14:13:35.958	
3 -			1:12.413	72.38	0.323	14:14:48.371	
4 -			1:12.256 (3)	72.54	0.166	14:16:00.627	
5 -			1:12.983	71.81	0.893	14:17:13.610	
6 -			1:12.090 (1)	72.70		14:18:25.700	
7 -			1:12.211 (2)	72.58	0.121	14:19:37.911	
8 -			1:12.378	72.41	0.288	14:20:50.289	

P17 10 S		Mike BRUNSDON		Kawasaki NINJA 400 - Quad Bikes Wales			
IDEAL LAP TIME :		BEST LAP TIME : 1:12.072		DIFFERENCE :			
LAP	SECTOR 1	SECTOR 2	LAP TIME	MPH	DIFF	TIME OF DAY	
1 -		33.469	1:22.438	63.58	10.366	14:12:22.531	
2 -			1:13.258	71.54	1.186	14:13:35.789	
3 -			1:13.467	71.34	1.395	14:14:49.256	
4 -			1:13.189	71.61	1.117	14:16:02.445	
5 -			1:12.500 (3)	72.29	0.428	14:17:14.945	
6 -			1:12.072 (1)	72.72		14:18:27.017	
7 -			1:12.719	72.08	0.647	14:19:39.736	
8 -			1:12.233 (2)	72.56	0.161	14:20:51.969	

P18 88 GP		George PRINOS		YAMAHA TZ250 - KAPPA PLANNING LTD			
IDEAL LAP TIME :		BEST LAP TIME : 1:13.472		DIFFERENCE :			
LAP	SECTOR 1	SECTOR 2	LAP TIME	MPH	DIFF	TIME OF DAY	
1 -		33.389	1:25.085	61.60	11.613	14:12:25.178	
2 -			1:15.553	69.37	2.081	14:13:40.731	
3 -			1:15.217	69.68	1.745	14:14:55.948	
4 -			1:13.472 (1)	71.34		14:16:09.420	
5 -			1:15.119 (3)	69.77	1.647	14:17:24.539	
6 -			1:16.098	68.87	2.626	14:18:40.637	
7 -			1:14.852 (2)	70.02	1.380	14:19:55.489	

P19 8 GP		Phil ATKINSON		Yamaha TZ350 - ROSE MOT/Q Oil Treatments			
IDEAL LAP TIME : 1:06.210		BEST LAP TIME : 1:05.698		DIFFERENCE : -0.512			
LAP	SECTOR 1	SECTOR 2	LAP TIME	MPH	DIFF	TIME OF DAY	
1 -		29.718	1:13.999	70.83	8.301	14:12:14.092	
2 -			1:06.543	78.77	0.845	14:13:20.635	
3 -			1:07.329	77.85	1.631	14:14:27.964	
4 -			1:05.698 (1)	79.78		14:15:33.662	
5 -			1:05.911 (2)	79.52	0.213	14:16:39.573	
6 -	36.746	29.464	1:06.210 (3)	79.16	0.512	14:17:45.783	

P20 91 M		Kevin NEAL		Kawasaki ZXR400 -			
IDEAL LAP TIME :		BEST LAP TIME : 1:12.326		DIFFERENCE :			
LAP	SECTOR 1	SECTOR 2	LAP TIME	MPH	DIFF	TIME OF DAY	
1 -		32.341	1:18.898	66.43	6.572	14:12:18.991	
2 -			1:12.525 (2)	72.27	0.199	14:13:31.516	
3 -			1:12.712 (3)	72.08	0.386	14:14:44.228	
4 -			1:12.326 (1)	72.47		14:15:56.554	

BMCRC - MRO Championships 2023 - Rnd 2 @ Pembrey

BMCRC Formula 400 & INTA Motorcycles Blue Haze GP 2-Stroke

RACE 7 - BEST SECTORS

SECTOR 1			SECTOR 2			IDEAL / BEST COMPARISON						
POS	NO	NAME	TIME	NO	NAME	TIME	POS	NO	NAME	IDEAL	BEST	DIFF
									PERFECT LAP	1:04.900		
1	22	BALLERINI	36.070	22	BALLERINI	28.830	1	22	BALLERINI	1:04.900	1:04.377	-0.523
2	151	SMITH	36.516	16	MAJOR	29.231	2	151	SMITH	1:05.785	1:05.426	-0.359
3	2	GILL	36.727	2	GILL	29.240	3	2	GILL	1:05.967	1:05.644	-0.323
4	8	ATKINSON	36.746	151	SMITH	29.269	4	13	EDMONDSON	1:06.082	1:05.811	-0.271
5	13	EDMONDSON	36.779	13	EDMONDSON	29.303	5	16	MAJOR	1:06.102	1:05.915	-0.187
6	16	MAJOR	36.871	25	SMITH	29.344	6	8	ATKINSON	1:06.210	1:05.698	-0.512
7	25	SMITH	36.894	8	ATKINSON	29.464	7	25	SMITH	1:06.238	1:05.245	-0.993
8	3	BARRETT	37.857	83	GIBSON	30.350	8	3	BARRETT	1:08.491	1:08.754	0.263
9	83	GIBSON	38.296	186	RICHARDS	30.471	9	83	GIBSON	1:08.646	1:08.494	-0.152
10	90	RAPA	38.346	90	RAPA	30.557	10	90	RAPA	1:08.903	1:08.890	-0.013
11	186	RICHARDS	39.061	3	BARRETT	30.634	11	186	RICHARDS	1:09.532	1:08.897	-0.635
12	99	WOLFF	39.095	188	GILSON	31.048	12	99	WOLFF	1:10.803	1:10.812	0.009
13	73	TURNER	39.703	70	ARTER	31.470	13	73	TURNER	1:11.206	1:11.320	0.114
14	70	ARTER	40.034	73	TURNER	31.503	14	70	ARTER	1:11.504	1:11.144	-0.360
15	188	GILSON	40.463	99	WOLFF	31.708	15	188	GILSON	1:11.511	1:11.278	-0.233
16				91	NEAL	32.341	16	91	NEAL		1:12.326	
17				24	GODZISZ	32.625	17	88	PRINOS		1:13.472	
18				97	TAIG	32.922	18	97	TAIG		1:12.090	
19				88	PRINOS	33.389	19	24	GODZISZ		1:11.645	
20				10	BRUNSDON	33.469	20	10	BRUNSDON		1:12.072	
21												

BMCRC - MRO Championships 2023 - Rnd 2 @ Pembrey

BMCRC Formula 400 & INTA Motorcycles Blue Haze GP 2-Stroke

RACE 7 - STATISTICS

Competitors Started	20
Planned Start	2023-04-08 @ 14:08:00.000
Actual Start	2023-04-08 @ 14:11:00.092
Finish Time	2023-04-08 @ 14:19:52.461
Track Length	1.4560mi.
Total Laps	153
Total Distance Covered	222.7680mi.

Session Fastest Lap History

NO	CL	NAME	LAP TIME	TIME OF DAY	LAP	VEHICLE
25	M	Haydon SMITH	1:06.878	14:13:19.348	2	Kawasaki ZXR400
8	GP	Phil ATKINSON	1:06.543	14:13:20.635	2	Yamaha TZ350
22	GP	Rik BALLERINI	1:05.749	14:13:21.103	2	Suzuki RG500
22	GP	Rik BALLERINI	1:05.547	14:14:26.621	3	Suzuki RG500
22	GP	Rik BALLERINI	1:04.897	14:16:37.730	5	Suzuki RG500
22	GP	Rik BALLERINI	1:04.377	14:18:47.007	7	Suzuki RG500

Session Leader History

NO	CL	NAME	FROM LAP	LAPS LED	DISTANCE	VEHICLE
2	M	Andy GILL	1	1	1.45 miles	TBC
25	M	Haydon SMITH	2	1	1.45 miles	Kawasaki ZXR400
2	M	Andy GILL	3	2	2.91 miles	TBC
22	GP	Rik BALLERINI	5	4	5.82 miles	Suzuki RG500

Flag History

TYPE	TIME OF DAY
GREEN	14:11:00.092
FINISH	14:19:52.461

Flag Statistics

TYPE	COUNT	TOTAL LAPS	TOTAL TIME
Green	1	8	10:09.494
Red	0	0	0.000
Safety Car	0	0	0.000
FCY	0	0	0.000

BMCRC - MRO Championships 2023 - Rnd 2 @ Pembrey

BMCRC Formula 400 & INTA Motorcycles Blue Haze GP 2-Stroke

RACE 7 - STATISTICS

CLASS : M

4 Starters

Fastest Lap History

NO	NAME	LAP TIME	TIME OF DAY	LAP	VEHICLE
25	Haydon SMITH	1:06.878	14:13:19.348	2	Kawasaki ZXR400
2	Andy GILL	1:06.454	14:14:26.253	3	TBC
2	Andy GILL	1:06.318	14:15:32.573	4	TBC
25	Haydon SMITH	1:06.204	14:15:32.766	4	Kawasaki ZXR400
2	Andy GILL	1:05.967	14:17:44.929	6	TBC
25	Haydon SMITH	1:05.245	14:18:50.605	7	Kawasaki ZXR400

Leader History

NO	NAME	FROM LAP	LAPS LED	DISTANCE	VEHICLE
2	Andy GILL	1	1	1.45 miles	TBC
25	Haydon SMITH	2	1	1.45 miles	Kawasaki ZXR400
2	Andy GILL	3	4	5.82 miles	TBC
25	Haydon SMITH	7	2	2.91 miles	Kawasaki ZXR400

BMCRC - MRO Championships 2023 - Rnd 2 @ Pembrey

BMCRC Formula 400 & INTA Motorcycles Blue Haze GP 2-Stroke

RACE 7 - STATISTICS

CLASS : S

10 Starters

Fastest Lap History

NO	NAME	LAP TIME	TIME OF DAY	LAP	VEHICLE
16	Alan MAJOR	1:07.599	14:13:20.337	2	Kawasaki ZXR400
16	Alan MAJOR	1:06.711	14:14:27.048	3	Kawasaki ZXR400
151	Nick SMITH	1:06.677	14:14:27.259	3	Kawasaki ZXR400
16	Alan MAJOR	1:06.236	14:15:33.283	4	Kawasaki ZXR400
151	Nick SMITH	1:06.091	14:15:33.337	4	Kawasaki ZXR400
151	Nick SMITH	1:05.918	14:16:39.227	5	Kawasaki ZXR400
151	Nick SMITH	1:05.785	14:17:45.054	6	Kawasaki ZXR400
151	Nick SMITH	1:05.426	14:18:50.478	7	Kawasaki ZXR400

Leader History

NO	NAME	FROM LAP	LAPS LED	DISTANCE	VEHICLE
151	Nick SMITH	1	1	1.45 miles	Kawasaki ZXR400
16	Alan MAJOR	2	3	4.36 miles	Kawasaki ZXR400
151	Nick SMITH	5	4	5.82 miles	Kawasaki ZXR400

BMCRC - MRO Championships 2023 - Rnd 2 @ Pembrey

BMCRC Formula 400 & INTA Motorcycles Blue Haze GP 2-Stroke

RACE 7 - STATISTICS

CLASS : S/R

1 Starters

Fastest Lap History

NO	NAME	LAP TIME	TIME OF DAY	LAP	VEHICLE
70	Mike ARTER	1:12.447	14:13:34.190	2	Kawasaki ZXR400L3
70	Mike ARTER	1:11.803	14:14:45.994	3	Kawasaki ZXR400L3
70	Mike ARTER	1:11.558	14:15:57.551	4	Kawasaki ZXR400L3
70	Mike ARTER	1:11.504	14:18:21.746	6	Kawasaki ZXR400L3
70	Mike ARTER	1:11.144	14:19:32.890	7	Kawasaki ZXR400L3

Leader History

NO	NAME	FROM LAP	LAPS LED	DISTANCE	VEHICLE
70	Mike ARTER	1	8	11.64 miles	Kawasaki ZXR400L3

BMCRC - MRO Championships 2023 - Rnd 2 @ Pembrey

BMCRC Formula 400 & INTA Motorcycles Blue Haze GP 2-Stroke

RACE 7 - STATISTICS

CLASS : GP

5 Starters

Fastest Lap History

NO	NAME	LAP TIME	TIME OF DAY	LAP	VEHICLE
13	Doug EDMONDSON	1:07.480	14:13:20.553	2	Yamaha TZ250
8	Phil ATKINSON	1:06.543	14:13:20.635	2	Yamaha TZ350
22	Rik BALLERINI	1:05.749	14:13:21.103	2	Suzuki RG500
22	Rik BALLERINI	1:05.547	14:14:26.621	3	Suzuki RG500
22	Rik BALLERINI	1:04.897	14:16:37.730	5	Suzuki RG500
22	Rik BALLERINI	1:04.377	14:18:47.007	7	Suzuki RG500

Leader History

NO	NAME	FROM LAP	LAPS LED	DISTANCE	VEHICLE
13	Doug EDMONDSON	1	2	2.91 miles	Yamaha TZ250
22	Rik BALLERINI	3	6	8.73 miles	Suzuki RG500

BMCRC - MRO Championships 2023 - Rnd 2 @ Pembrey

BMCRC Formula 400 & INTA Motorcycles Blue Haze GP 2-Stroke

RACE 18 - GRID (8 Laps)

ROW 7	21	123	Mark GALLAGHER	1:13.472	20	88	George PRINOS	1:12.326	19	91	Kevin NEAL
ROW 6	18	97	Nicholas TAIG	1:12.090	17	10	Mike BRUNSDON	1:12.072	16	24	Harley GODZISZ
ROW 5	15	73	Colvin TURNER	1:11.320	14	188	Mike GILSON	1:11.278	13	70	Mike ARTER
ROW 4	12	99	Jack WOLFF	1:10.812	11	186	Steve RICHARDS	1:08.897	10	90	Steve RAPA
ROW 3	9	3	Tom BARRETT	1:08.754	8	83	Peter GIBSON	1:08.494	7	16	Alan MAJOR
ROW 2	6	13	Doug EDMONDSON	1:05.811	5	8	Phil ATKINSON	1:05.698	4	2	Andy GILL
ROW 1	3	151	Nick SMITH	1:05.426	2	25	Haydon SMITH	1:05.245	1	22	Rik BALLERINI
Pole											

Pembrey National: 1.4560 miles

These results are provisional until the conclusion of any judicial and technical matters.

Clerk Of Course :	Stewards :	Timekeeper : Sarah Evans
-------------------	------------	--------------------------

Results can be found at www.tsl-timing.com

Printed - 14:30 Saturday, 08 April 2023



BMCRC - MRO Championships 2023 - Rnd 2 @ Pembrey

BMCRC Formula 400 & INTA Motorcycles Blue Haze GP 2-Stroke

RACE 18 - CLASSIFICATION

POS	NO	CL	PIC NAME	ENTRY	LAPS	TIME	GAP	DIFF	MPH	BEST	ON
1	22	GP	1 Rik BALLERINI	Suzuki RG500 - SCLS LTD, CAMBRIDGE MC, GEC	8	8:47.847			79.44	1:04.249	5
2	2	M	1 Andy GILL	TBC -	8	8:52.144	4.297	4.297	78.79	1:04.504	5
3	25	M	2 Haydon SMITH	Kawasaki ZXR400 - Hi-Precision Engineering Ltd	8	8:53.930	6.083	1.786	78.53	1:05.422	7
4	151	S	1 Nick SMITH	Kawasaki ZXR400 - Hi-Precision Engineering Ltd	8	8:54.075	6.228	0.145	78.51	1:04.963	7
5	13	GP	2 Doug EDMONDSON	Yamaha TZ250 - Stan Stephens Tuning	8	8:55.362	7.515	1.287	78.32	1:05.758	6
6	16	S	2 Alan MAJOR	Kawasaki ZXR400 - Major Performance Developmer	8	9:01.853	14.006	6.491	77.38	1:06.118	4
7	83	M	3 Peter GIBSON	Honda VFR400 -	8	9:15.249	27.402	13.396	75.52	1:07.733	3
8	186	S	3 Steve RICHARDS	Kawasaki ZXR400 -	8	9:34.349	46.509	19.100	73.00	1:09.958	3
9	70	S/R	1 Mike ARTER	Kawasaki ZXR400L3 -	8	9:39.939	52.092	5.590	72.30	1:10.924	6
10	123	R	1 Mark GALLAGHER	Honda RVF 400 -	8	9:40.174	52.327	0.235	72.27	1:10.560	2
11	188	S	4 Mike GILSON	Honda NC30 -	8	9:40.679	52.832	0.505	72.21	1:09.953	2
12	3	GP	3 Tom BARRETT	Honda RS250 -	8	9:40.922	53.075	0.243	72.18	1:10.324	4
13	99	S	5 Jack WOLFF	Kawasaki NINJA 300 - Nym Technologies Racing	8	9:41.330	53.483	0.408	72.13	1:10.766	6
14	88	GP	4 George PRINOS	YAMAHA TZ250 - KAPPA PLANNING LTD	8	9:43.287	55.440	1.957	71.89	1:10.376	8
15	24	S	6 Harley GODZISZ	Honda NC30 - SonicRacing.co.uk	8	9:53.077	1:05.230	9.790	70.70	1:11.924	3
16	10	S	7 Mike BRUNSDON	Kawasaki NINJA 400 - Quad Bikes Wales	8	9:55.436	1:07.589	2.359	70.42	1:11.786	5
17	91	M	4 Kevin NEAL	Kawasaki ZXR400 -	7	9:02.004	1 Lap	1 Lap	67.69	1:15.945	4

NOT CLASSIFIED

DNF	97	S	Nicholas TAIG	Honda VFR400 NC30 - RST, Bell Helmets UK	6	7:25.188	2 Laps	1 Lap	70.64	1:11.714	3
DNF	90	S	Steve RAPA	Honda RVF400 (BRUCE) - My Own Fair Hands	0						

NOT STARTED

NS	8	GP	Phil ATKINSON	Yamaha TZ350 - ROSE MOT/Q Oil Treatments
NS	73	S	Colvin TURNER	Yamaha TZR250 -

FASTEST LAP

22	GP	Rik BALLERINI	Suzuki RG500 - SCLS LTD, CAMBRIDGE MC, GEC	5	1:04.249	81.58 mph	131.29 kph
2	M	Andy GILL	TBC -	5	1:04.504	81.26 mph	130.77 kph
151	S	Nick SMITH	Kawasaki ZXR400 - Hi-Precision Engineering Ltd	7	1:04.963	80.68 mph	129.85 kph
123	R	Mark GALLAGHER	Honda RVF 400 -	2	1:10.560	74.28 mph	119.55 kph
70	S/R	Mike ARTER	Kawasaki ZXR400L3 -	6	1:10.924	73.90 mph	118.93 kph

Class GP - 92.5% of Race Speed = 73.48 mph

Class M - 92.5% of Race Speed = 72.88 mph

Class S - 92.5% of Race Speed = 72.62 mph

Class S/R - 92.5% of Race Speed = 66.87 mph

Class R - 92.5% of Race Speed = 66.84 mph

Weather / Track : Bright / Dry

These results are provisional until the conclusion of any judicial and technical matters.

Race Distance: 8 Laps / 11.64 miles

Pembrey National: 1.4560 miles

Date: 08/04/2023 Start: 16:51 Finish: 17:00

Clerk Of Course :	Stewards :	Timekeeper : Sarah Evans
-------------------	------------	--------------------------

Results can be found at www.tsl-timing.com

Printed - 17:06 Saturday, 08 April 2023

BMCRC - MRO Championships 2023 - Rnd 2 @ Pembrey

BMCRC Formula 400 & INTA Motorcycles Blue Haze GP 2-Stroke

RACE 18 - LAP CHART

LAP 1 @ 16:52:54.908			LAP 4 @ 16:56:13.349			LAP 7 @ 16:59:27.056		
NO	BEHIND	LAP TIME	NO	BEHIND	LAP TIME	NO	BEHIND	LAP TIME

25		1:10.770	22		1:05.525	22		1:04.767
151	0.640	1:11.410	25	0.644	1:06.324	91	1 Lap	1:16.800
13	1.002	1:11.772	151	1.930	1:05.694	2	3.024	1:05.404
2	1.056	1:11.826	2	2.090	1:05.398	25	4.364	1:05.422
16	1.499	1:12.269	13	2.248	1:05.848	151	4.757	1:04.963
22	1.820	1:12.590	16	3.333	1:06.118	13	5.831	1:05.761
186	3.435	1:14.205	83	12.004	1:08.461	16	11.321	1:09.152
123	5.626	1:16.396	186	16.787	1:11.193	83	23.155	1:08.524
83	6.163	1:16.933	188	21.051	1:11.194	186	38.722	1:12.259
188	6.481	1:17.251	123	21.783	1:12.106	188	44.747	1:12.072
70	7.950	1:18.720	70	25.214	1:11.048	123	44.994	1:12.521
99	8.976	1:19.746	3	25.709	1:10.324	70	45.347	1:11.851
3	10.097	1:20.867	99	26.962	1:11.954	99	46.623	1:11.453
91	10.565	1:21.335	88	29.732	1:11.651	3	46.910	1:12.828
24	11.018	1:21.788	24	30.427	1:12.569	88	49.993	1:11.606
88	12.155	1:22.925	97	30.687	1:11.871	24	56.440	1:13.809
97	12.534	1:23.304	10	35.748	1:12.523	10	59.466	1:13.000
10	13.351	1:24.121	91	42.789	1:15.945			

LAP 2 @ 16:54:01.415			LAP 5 @ 16:57:17.598			LAP 8 @ 17:00:31.985		
NO	BEHIND	LAP TIME	NO	BEHIND	LAP TIME	NO	BEHIND	LAP TIME

25		1:06.507	22		1:04.249	22		1:04.929
151	1.710	1:07.577	25	2.087	1:05.692	2	4.297	1:06.202
22	1.753	1:06.440	2	2.345	1:04.504	25	6.083	1:06.648
13	1.918	1:07.423	151	3.602	1:05.921	151	6.228	1:06.400
2	2.863	1:08.314	13	3.770	1:05.771	13	7.515	1:06.613
16	3.023	1:08.031	16	5.224	1:06.140	16	14.006	1:07.614
186	7.570	1:10.642	83	16.041	1:08.286	91	1 Lap	1:16.356
83	7.744	1:08.088	186	23.908	1:11.370	83	27.402	1:09.176
123	9.679	1:10.560	188	28.274	1:11.472	186	46.502	1:12.709
188	9.927	1:09.953	123	28.753	1:11.219	70	52.092	1:11.674
70	14.159	1:12.716	70	32.030	1:11.065	123	52.327	1:12.262
99	14.835	1:12.366	3	32.673	1:11.213	188	52.832	1:13.014
3	15.184	1:11.594	99	33.862	1:11.149	3	53.075	1:11.094
24	17.868	1:13.357	88	36.012	1:10.529	99	53.483	1:11.789
88	18.131	1:12.483	24	38.917	1:12.739	88	55.440	1:10.376
97	19.036	1:13.009	97	39.111	1:12.673	24	1:05.230	1:13.719
91	21.881	1:17.823	10	43.285	1:11.786	10	1:07.589	1:13.052
10	22.041	1:15.197	91	55.388	1:16.848			

LAP 3 @ 16:55:07.669			LAP 6 @ 16:58:22.289		
NO	BEHIND	LAP TIME	NO	BEHIND	LAP TIME

25		1:06.254	22		1:04.691
22	0.155	1:04.656	2	2.387	1:04.733
151	1.916	1:06.460	25	3.709	1:06.313
13	2.080	1:06.416	151	4.561	1:05.650
2	2.372	1:05.763	13	4.837	1:05.758
16	2.895	1:06.126	16	6.936	1:06.403
83	9.223	1:07.733	83	19.398	1:08.048
186	11.274	1:09.958	186	31.230	1:12.013
123	15.357	1:11.932	123	37.240	1:13.178
188	15.537	1:11.864	188	37.442	1:13.859
70	19.846	1:11.941	70	38.263	1:10.924
99	20.688	1:12.107	3	38.849	1:10.867
3	21.065	1:12.135	99	39.937	1:10.766
24	23.538	1:11.924	88	43.154	1:11.833
88	23.761	1:11.884	97	47.037	1:12.617
97	24.496	1:11.714	24	47.398	1:13.172
10	28.905	1:13.118	10	51.233	1:12.639
91	32.524	1:16.897			

Weather / Track : Bright / Dry

Results can be found at www.tsl-timing.com

Pembrey National: 1.4560 miles
Date: 08/04/2023 Start: 16:51 Finish: 17:00

Printed - 17:06 Saturday, 08 April 2023

BMCRC - MRO Championships 2023 - Rnd 2 @ Pembrey

BMCRC Formula 400 & INTA Motorcycles Blue Haze GP 2-Stroke

RACE 18 - POSITION CHART

No	Name	Lap Pos								
			1	2	3	4	5	6	7	8
22	BALLERINI	1	25	25	25	22	22	22	22	22
25	SMITH	2	151	151	22	25	25	2	2	2
151	SMITH	3	13	22	151	151	2	25	25	25
2	GILL	4	2	13	13	2	151	151	151	151
8	ATKINSON	5	16	2	2	13	13	13	13	13
13	EDMONDSON	6	22	16	16	16	16	16	16	16
16	MAJOR	7	186	186	83	83	83	83	83	83
83	GIBSON	8	123	83	186	186	186	186	186	186
3	BARRETT	9	83	123	123	188	188	123	188	70
90	RAPA	10	188	188	188	123	123	188	123	123
186	RICHARDS	11	70	70	70	70	70	70	70	188
99	WOLFF	12	99	99	99	3	3	3	99	3
70	ARTER	13	3	3	3	99	99	99	3	99
188	GILSON	14	91	24	24	88	88	88	88	88
73	TURNER	15	24	88	88	24	24	97	24	24
24	GODZISZ	16	88	97	97	97	97	24	10	10
10	BRUNSDON	17	97	91	10	10	10	10	91	
97	TAIG	18	10	10	91	91	91	91		
91	NEAL	19								
88	PRINOS	20								
123	GALLAGHER	21								

BMCRC - MRO Championships 2023 - Rnd 2 @ Pembrey

BMCRC Formula 400 & INTA Motorcycles Blue Haze GP 2-Stroke

RACE 18 - SECTOR ANALYSIS



SECTOR 1 = FL to I1, SECTOR 2 = I1 to FL, DIFF = Difference To Personal Best Lap, P = Crossed Finish Line in Pit Lane, D = Time Disallowed

P1		22 GP	Rik BALLERINI	Suzuki RG500 - SCLS LTD, CAMBRIDGE MC, GECKO RACING		
IDEAL LAP TIME : 1:04.240		BEST LAP TIME : 1:04.249		DIFFERENCE : 0.009		
LAP	SECTOR 1	SECTOR 2	LAP TIME	MPH	DIFF	TIME OF DAY
1 -		29.023	1:12.590	72.20	8.341	16:52:56.728
2 -	36.730	29.710	1:06.440	78.89	2.191	16:54:03.168
3 -	35.707	28.949	1:04.656 (2)	81.06	0.407	16:55:07.824
4 -	36.237	29.288	1:05.525	79.99	1.276	16:56:13.349
5 -	35.716	28.533	1:04.249 (1)	81.58		16:57:17.598
6 -	35.925	28.766	1:04.691 (3)	81.02	0.442	16:58:22.289
7 -	35.838	28.929	1:04.767	80.93	0.518	16:59:27.056
8 -	36.066	28.863	1:04.929	80.72	0.680	17:00:31.985

P2		2 M	Andy GILL	TBC -		
IDEAL LAP TIME : 1:04.504		BEST LAP TIME : 1:04.504		DIFFERENCE : 0.000		
LAP	SECTOR 1	SECTOR 2	LAP TIME	MPH	DIFF	TIME OF DAY
1 -		29.821	1:11.826	72.97	7.322	16:52:55.964
2 -	37.332	30.982	1:08.314	76.72	3.810	16:54:04.278
3 -	36.717	29.046	1:05.763	79.70	1.259	16:55:10.041
4 -	36.237	29.161	1:05.398 (3)	80.14	0.894	16:56:15.439
5 -	35.768	28.736	1:04.504 (1)	81.26		16:57:19.943
6 -	35.889	28.844	1:04.733 (2)	80.97	0.229	16:58:24.676
7 -	35.892	29.512	1:05.404	80.14	0.900	16:59:30.080
8 -	37.019	29.183	1:06.202	79.17	1.698	17:00:36.282

P3		25 M	Haydon SMITH	Kawasaki ZXR400 - HI-Precision Engineering Ltd		
IDEAL LAP TIME : 1:05.422		BEST LAP TIME : 1:05.422		DIFFERENCE : 0.000		
LAP	SECTOR 1	SECTOR 2	LAP TIME	MPH	DIFF	TIME OF DAY
1 -		30.002	1:10.770	74.06	5.348	16:52:54.908
2 -	36.764	29.743	1:06.507	78.81	1.085	16:54:01.415
3 -	36.187	30.067	1:06.254 (3)	79.11	0.832	16:55:07.669
4 -	36.174	30.150	1:06.324	79.03	0.902	16:56:13.993
5 -	36.199	29.493	1:05.692 (2)	79.79	0.270	16:57:19.685
6 -	36.871	29.442	1:06.313	79.04	0.891	16:58:25.998
7 -	36.117	29.305	1:05.422 (1)	80.11		16:59:31.420
8 -	36.954	29.694	1:06.648	78.64	1.226	17:00:38.068

P4		151 S	Nick SMITH	Kawasaki ZXR400 - Hi-Precision Engineering Ltd		
IDEAL LAP TIME : 1:04.963		BEST LAP TIME : 1:04.963		DIFFERENCE : 0.000		
LAP	SECTOR 1	SECTOR 2	LAP TIME	MPH	DIFF	TIME OF DAY
1 -		30.112	1:11.410	73.40	6.447	16:52:55.548
2 -	37.439	30.138	1:07.577	77.56	2.614	16:54:03.125
3 -	36.876	29.584	1:06.460	78.86	1.497	16:55:09.585
4 -	36.216	29.478	1:05.694 (3)	79.78	0.731	16:56:15.279
5 -	36.634	29.287	1:05.921	79.51	0.958	16:57:21.200
6 -	36.415	29.235	1:05.650 (2)	79.84	0.687	16:58:26.850
7 -	35.781	29.182	1:04.963 (1)	80.68		16:59:31.813
8 -	36.874	29.526	1:06.400	78.93	1.437	17:00:38.213

P5		13 GP	Doug EDMONDSON	Yamaha TZ250 - Stan Stephens Tuning		
IDEAL LAP TIME : 1:05.609		BEST LAP TIME : 1:05.758		DIFFERENCE : 0.149		
LAP	SECTOR 1	SECTOR 2	LAP TIME	MPH	DIFF	TIME OF DAY
1 -		29.631	1:11.772	73.03	6.014	16:52:55.910
2 -	37.060	30.363	1:07.423	77.74	1.665	16:54:03.333
3 -	36.907	29.509	1:06.416	78.92	0.658	16:55:09.749
4 -	36.668	29.180	1:05.848	79.60	0.090	16:56:15.597
5 -	36.559	29.212	1:05.771 (3)	79.69	0.013	16:57:21.368
6 -	36.518	29.240	1:05.758 (1)	79.71		16:58:27.126
7 -	36.429	29.332	1:05.761 (2)	79.70	0.003	16:59:32.887
8 -	37.333	29.280	1:06.613	78.68	0.855	17:00:39.500

BMCRC - MRO Championships 2023 - Rnd 2 @ Pembrey

BMCRC Formula 400 & INTA Motorcycles Blue Haze GP 2-Stroke

RACE 18 - SECTOR ANALYSIS



SECTOR 1 = FL to I1, SECTOR 2 = I1 to FL, DIFF = Difference To Personal Best Lap, P = Crossed Finish Line in Pit Lane, D = Time Disallowed

P6 16 S Alan MAJOR		Kawasaki ZXR400 - Major Performance Developments				
IDEAL LAP TIME : 1:05.858		BEST LAP TIME : 1:06.118		DIFFERENCE : 0.260		
LAP	SECTOR 1	SECTOR 2	LAP TIME	MPH	DIFF	TIME OF DAY
1 -		29.907	1:12.269	72.52	6.151	16:52:56.407
2 -	37.211	30.820	1:08.031	77.04	1.913	16:54:04.438
3 -	36.707	29.419	1:06.126 (2)	79.26	0.008	16:55:10.564
4 -	36.491	29.627	1:06.118 (1)	79.27		16:56:16.682
5 -	36.773	29.367	1:06.140 (3)	79.25	0.022	16:57:22.822
6 -	36.598	29.805	1:06.403	78.93	0.285	16:58:29.225
7 -	38.854	30.298	1:09.152	75.79	3.034	16:59:38.377
8 -	37.396	30.218	1:07.614	77.52	1.496	17:00:45.991

P7 83 M Peter GIBSON		Honda VFR400 -				
IDEAL LAP TIME : 1:07.542		BEST LAP TIME : 1:07.733		DIFFERENCE : 0.191		
LAP	SECTOR 1	SECTOR 2	LAP TIME	MPH	DIFF	TIME OF DAY
1 -		30.525	1:16.933	68.13	9.200	16:53:01.071
2 -	37.712	30.376	1:08.088 (3)	76.98	0.355	16:54:09.159
3 -	37.903	29.830	1:07.733 (1)	77.38		16:55:16.892
4 -	38.280	30.181	1:08.461	76.56	0.728	16:56:25.353
5 -	38.104	30.182	1:08.286	76.75	0.553	16:57:33.639
6 -	37.924	30.124	1:08.048 (2)	77.02	0.315	16:58:41.687
7 -	38.158	30.366	1:08.524	76.49	0.791	16:59:50.211
8 -	38.983	30.193	1:09.176	75.77	1.443	17:00:59.387

P8 186 S Steve RICHARDS		Kawasaki ZXR400 -				
IDEAL LAP TIME : 1:09.931		BEST LAP TIME : 1:09.958		DIFFERENCE : 0.027		
LAP	SECTOR 1	SECTOR 2	LAP TIME	MPH	DIFF	TIME OF DAY
1 -		30.801	1:14.205	70.63	4.247	16:52:58.343
2 -	39.859	30.783	1:10.642 (2)	74.19	0.684	16:54:08.985
3 -	39.148	30.810	1:09.958 (1)	74.92		16:55:18.943
4 -	39.767	31.426	1:11.193 (3)	73.62	1.235	16:56:30.136
5 -	39.555	31.815	1:11.370	73.44	1.412	16:57:41.506
6 -	39.983	32.030	1:12.013	72.78	2.055	16:58:53.519
7 -	40.838	31.421	1:12.259	72.53	2.301	17:00:05.778
8 -	40.753	31.956	1:12.709	72.09	2.751	17:01:18.487

P9 70 S/R Mike ARTER		Kawasaki ZXR400L3 -				
IDEAL LAP TIME : 1:10.805		BEST LAP TIME : 1:10.924		DIFFERENCE : 0.119		
LAP	SECTOR 1	SECTOR 2	LAP TIME	MPH	DIFF	TIME OF DAY
1 -		31.719	1:18.720	66.58	7.796	16:53:02.858
2 -	40.490	32.226	1:12.716	72.08	1.792	16:54:15.574
3 -	40.560	31.381	1:11.941	72.85	1.017	16:55:27.515
4 -	39.780	31.268	1:11.048 (2)	73.77	0.124	16:56:38.563
5 -	39.630	31.435	1:11.065 (3)	73.75	0.141	16:57:49.628
6 -	39.749	31.175	1:10.924 (1)	73.90		16:59:00.552
7 -	39.944	31.907	1:11.851	72.95	0.927	17:00:12.403
8 -	40.119	31.555	1:11.674	73.13	0.750	17:01:24.077

P10 123 R Mark GALLAGHER		Honda RVF 400 -				
IDEAL LAP TIME : 1:10.356		BEST LAP TIME : 1:10.560		DIFFERENCE : 0.204		
LAP	SECTOR 1	SECTOR 2	LAP TIME	MPH	DIFF	TIME OF DAY
1 -		31.089	1:16.396	68.61	5.836	16:53:00.534
2 -	39.267	31.293	1:10.560 (1)	74.28		16:54:11.094
3 -	39.658	32.274	1:11.932 (3)	72.86	1.372	16:55:23.026
4 -	40.428	31.678	1:12.106	72.69	1.546	16:56:35.132
5 -	39.565	31.654	1:11.219 (2)	73.59	0.659	16:57:46.351
6 -	40.684	32.494	1:13.178	71.62	2.618	16:58:59.529
7 -	40.390	32.131	1:12.521	72.27	1.961	17:00:12.050
8 -	40.309	31.953	1:12.262	72.53	1.702	17:01:24.312

BMCRC - MRO Championships 2023 - Rnd 2 @ Pembrey

BMCRC Formula 400 & INTA Motorcycles Blue Haze GP 2-Stroke

RACE 18 - SECTOR ANALYSIS



SECTOR 1 = FL to I1, SECTOR 2 = I1 to FL, DIFF = Difference To Personal Best Lap, P = Crossed Finish Line in Pit Lane, D = Time Disallowed

P11 188 S		Mike GILSON		Honda NC30 -			
IDEAL LAP TIME : 1:09.953		BEST LAP TIME : 1:09.953		DIFFERENCE : 0.000			
LAP	SECTOR 1	SECTOR 2	LAP TIME	MPH	DIFF	TIME OF DAY	
1 -		31.012	1:17.251	67.85	7.298	16:53:01.389	
2 -	38.948	31.005	1:09.953 (1)	74.93		16:54:11.342	
3 -	39.984	31.880	1:11.864	72.93	1.911	16:55:23.206	
4 -	39.728	31.466	1:11.194 (2)	73.62	1.241	16:56:34.400	
5 -	39.531	31.941	1:11.472 (3)	73.33	1.519	16:57:45.872	
6 -	41.829	32.030	1:13.859	70.96	3.906	16:58:59.731	
7 -	40.517	31.555	1:12.072	72.72	2.119	17:00:11.803	
8 -	41.202	31.812	1:13.014	71.78	3.061	17:01:24.817	

P12 3 GP		Tom BARRETT		Honda RS250 -			
IDEAL LAP TIME : 1:10.157		BEST LAP TIME : 1:10.324		DIFFERENCE : 0.167			
LAP	SECTOR 1	SECTOR 2	LAP TIME	MPH	DIFF	TIME OF DAY	
1 -		32.683	1:20.867	64.81	10.543	16:53:05.005	
2 -	39.335	32.259	1:11.594	73.21	1.270	16:54:16.599	
3 -	40.510	31.625	1:12.135	72.66	1.811	16:55:28.734	
4 -	38.992	31.332	1:10.324 (1)	74.53		16:56:39.058	
5 -	39.579	31.634	1:11.213	73.60	0.889	16:57:50.271	
6 -	39.702	31.165	1:10.867 (2)	73.96	0.543	16:59:01.138	
7 -	39.743	33.085	1:12.828	71.97	2.504	17:00:13.966	
8 -	39.628	31.466	1:11.094 (3)	73.72	0.770	17:01:25.060	

P13 99 S		Jack WOLFF		Kawasaki NINJA 300 - Nym Technologies Racing			
IDEAL LAP TIME : 1:10.766		BEST LAP TIME : 1:10.766		DIFFERENCE : 0.000			
LAP	SECTOR 1	SECTOR 2	LAP TIME	MPH	DIFF	TIME OF DAY	
1 -		32.506	1:19.746	65.72	8.980	16:53:03.884	
2 -	39.751	32.615	1:12.366	72.43	1.600	16:54:16.250	
3 -	40.145	31.962	1:12.107	72.69	1.341	16:55:28.357	
4 -	39.622	32.332	1:11.954	72.84	1.188	16:56:40.311	
5 -	39.024	32.125	1:11.149 (2)	73.67	0.383	16:57:51.460	
6 -	38.989	31.777	1:10.766 (1)	74.06		16:59:02.226	
7 -	39.191	32.262	1:11.453 (3)	73.35	0.687	17:00:13.679	
8 -	39.577	32.212	1:11.789	73.01	1.023	17:01:25.468	

P14 88 GP		George PRINOS		YAMAHA TZ250 - KAPPA PLANNING LTD			
IDEAL LAP TIME : 1:10.385		BEST LAP TIME : 1:10.376		DIFFERENCE : -0.009			
LAP	SECTOR 1	SECTOR 2	LAP TIME	MPH	DIFF	TIME OF DAY	
1 -		33.501	1:22.925	63.20	12.549	16:53:07.063	
2 -	41.054	31.429	1:12.483	72.31	2.107	16:54:19.546	
3 -	39.991	31.893	1:11.884	72.91	1.508	16:55:31.430	
4 -	40.451	31.200	1:11.651	73.15	1.275	16:56:43.081	
5 -	39.185	31.344	1:10.529 (2)	74.31	0.153	16:57:53.610	
6 -	39.636	32.197	1:11.833	72.96	1.457	16:59:05.443	
7 -	40.191	31.415	1:11.606 (3)	73.20	1.230	17:00:17.049	
8 -			1:10.376 (1)	74.47		17:01:27.425	

P15 24 S		Harley GODZISZ		Honda NC30 - SonicRacing.co.uk			
IDEAL LAP TIME : 1:11.748		BEST LAP TIME : 1:11.924		DIFFERENCE : 0.176			
LAP	SECTOR 1	SECTOR 2	LAP TIME	MPH	DIFF	TIME OF DAY	
1 -		31.906	1:21.788	64.08	9.864	16:53:05.926	
2 -	40.783	32.574	1:13.357	71.45	1.433	16:54:19.283	
3 -	39.842	32.082	1:11.924 (1)	72.87		16:55:31.207	
4 -	40.204	32.365	1:12.569 (2)	72.22	0.645	16:56:43.776	
5 -	40.438	32.301	1:12.739 (3)	72.06	0.815	16:57:56.515	
6 -	41.245	31.927	1:13.172	71.63	1.248	16:59:09.687	
7 -	41.336	32.473	1:13.809	71.01	1.885	17:00:23.496	
8 -	41.397	32.322	1:13.719	71.10	1.795	17:01:37.215	

BMCRC - MRO Championships 2023 - Rnd 2 @ Pembrey

BMCRC Formula 400 & INTA Motorcycles Blue Haze GP 2-Stroke

RACE 18 - SECTOR ANALYSIS



SECTOR 1 = FL to I1, SECTOR 2 = I1 to FL, DIFF = Difference To Personal Best Lap, P = Crossed Finish Line in Pit Lane, D = Time Disallowed

P16 10 S		Mike BRUNSDON		Kawasaki NINJA 400 - Quad Bikes Wales			
IDEAL LAP TIME : 1:11.786		BEST LAP TIME : 1:11.786		DIFFERENCE : 0.000			
LAP	SECTOR 1	SECTOR 2	LAP TIME	MPH	DIFF	TIME OF DAY	
1 -		33.609	1:24.121	62.30	12.335	16:53:08.259	
2 -	41.452	33.745	1:15.197	69.70	3.411	16:54:23.456	
3 -	40.435	32.683	1:13.118	71.68	1.332	16:55:36.574	
4 -	39.758	32.765	1:12.523 (2)	72.27	0.737	16:56:49.097	
5 -	39.258	32.528	1:11.786 (1)	73.01		16:58:00.883	
6 -	40.096	32.543	1:12.639 (3)	72.15	0.853	16:59:13.522	
7 -	40.101	32.899	1:13.000	71.80	1.214	17:00:26.522	
8 -	40.160	32.892	1:13.052	71.75	1.266	17:01:39.574	

P17 91 M		Kevin NEAL		Kawasaki ZXR400 -			
IDEAL LAP TIME : 1:15.400		BEST LAP TIME : 1:15.945		DIFFERENCE : 0.545			
LAP	SECTOR 1	SECTOR 2	LAP TIME	MPH	DIFF	TIME OF DAY	
1 -		33.420	1:21.335	64.44	5.390	16:53:05.473	
2 -	43.788	34.035	1:17.823	67.35	1.878	16:54:23.296	
3 -	42.450	34.447	1:16.897	68.16	0.952	16:55:40.193	
4 -	41.980	33.965	1:15.945 (1)	69.01		16:56:56.138	
5 -	42.320	34.528	1:16.848	68.20	0.903	16:58:12.986	
6 -	42.484	34.316	1:16.800 (3)	68.25	0.855	16:59:29.786	
7 -	42.275	34.081	1:16.356 (2)	68.64	0.411	17:00:46.142	

P18 97 S		Nicholas TAIG		Honda VFR400 NC30 - RST, Bell Helmets UK			
IDEAL LAP TIME : 1:11.175		BEST LAP TIME : 1:11.714		DIFFERENCE : 0.539			
LAP	SECTOR 1	SECTOR 2	LAP TIME	MPH	DIFF	TIME OF DAY	
1 -		33.138	1:23.304	62.92	11.590	16:53:07.442	
2 -	41.208	31.801	1:13.009	71.79	1.295	16:54:20.451	
3 -	39.374	32.340	1:11.714 (1)	73.09		16:55:32.165	
4 -	40.027	31.844	1:11.871 (2)	72.93	0.157	16:56:44.036	
5 -	40.422	32.251	1:12.673	72.12	0.959	16:57:56.709	
6 -	40.349	32.268	1:12.617 (3)	72.18	0.903	16:59:09.326	

BMCRC - MRO Championships 2023 - Rnd 2 @ Pembrey

BMCRC Formula 400 & INTA Motorcycles Blue Haze GP 2-Stroke

RACE 18 - BEST SECTORS

SECTOR 1			SECTOR 2			IDEAL / BEST COMPARISON						
POS	NO	NAME	TIME	NO	NAME	TIME	POS	NO	NAME	IDEAL	BEST	DIFF
									PERFECT LAP	1:04.240		
1	22	BALLERINI	35.707	22	BALLERINI	28.533	1	22	BALLERINI	1:04.240	1:04.249	0.009
2	2	GILL	35.768	2	GILL	28.736	2	2	GILL	1:04.504	1:04.504	0.000
3	151	SMITH	35.781	13	EDMONDSON	29.180	3	151	SMITH	1:04.963	1:04.963	0.000
4	25	SMITH	36.117	151	SMITH	29.182	4	25	SMITH	1:05.422	1:05.422	0.000
5	13	EDMONDSON	36.429	25	SMITH	29.305	5	13	EDMONDSON	1:05.609	1:05.758	0.149
6	16	MAJOR	36.491	16	MAJOR	29.367	6	16	MAJOR	1:05.858	1:06.118	0.260
7	83	GIBSON	37.712	83	GIBSON	29.830	7	83	GIBSON	1:07.542	1:07.733	0.191
8	188	GILSON	38.948	186	RICHARDS	30.783	8	186	RICHARDS	1:09.931	1:09.958	0.027
9	99	WOLFF	38.989	188	GILSON	31.005	9	188	GILSON	1:09.953	1:09.953	0.000
10	3	BARRETT	38.992	123	GALLAGHER	31.089	10	3	BARRETT	1:10.157	1:10.324	0.167
11	186	RICHARDS	39.148	3	BARRETT	31.165	11	123	GALLAGHER	1:10.356	1:10.560	0.204
12	88	PRINOS	39.185	70	ARTER	31.175	12	88	PRINOS	1:10.385	1:10.376	-0.009
13	10	BRUNSDON	39.258	88	PRINOS	31.200	13	99	WOLFF	1:10.766	1:10.766	0.000
14	123	GALLAGHER	39.267	99	WOLFF	31.777	14	70	ARTER	1:10.805	1:10.924	0.119
15	97	TAIG	39.374	97	TAIG	31.801	15	97	TAIG	1:11.175	1:11.714	0.539
16	70	ARTER	39.630	24	GODZISZ	31.906	16	24	GODZISZ	1:11.748	1:11.924	0.176
17	24	GODZISZ	39.842	10	BRUNSDON	32.528	17	10	BRUNSDON	1:11.786	1:11.786	0.000
18	91	NEAL	41.980	91	NEAL	33.420	18	91	NEAL	1:15.400	1:15.945	0.545
19												

BMCRC - MRO Championships 2023 - Rnd 2 @ Pembrey

BMCRC Formula 400 & INTA Motorcycles Blue Haze GP 2-Stroke

RACE 18 - STATISTICS

Competitors Started	19
Planned Start	2023-04-08 @ 17:26:00.000
Actual Start	2023-04-08 @ 16:51:44.137
Finish Time	2023-04-08 @ 17:00:31.984
Track Length	1.4560mi.
Total Laps	141
Total Distance Covered	205.2960mi.

Session Fastest Lap History

NO	CL	NAME	LAP TIME	TIME OF DAY	LAP	VEHICLE
25	M	Haydon SMITH	1:06.507	16:54:01.429	2	Kawasaki ZXR400
22	GP	Rik BALLERINI	1:06.440	16:54:03.168	2	Suzuki RG500
25	M	Haydon SMITH	1:06.254	16:55:07.683	3	Kawasaki ZXR400
22	GP	Rik BALLERINI	1:04.656	16:55:07.852	3	Suzuki RG500
22	GP	Rik BALLERINI	1:04.249	16:57:17.627	5	Suzuki RG500

Session Leader History

NO	CL	NAME	FROM LAP	LAPS LED	DISTANCE	VEHICLE
25	M	Haydon SMITH	1	3	4.36 miles	Kawasaki ZXR400
22	GP	Rik BALLERINI	4	5	7.28 miles	Suzuki RG500

Flag History

TYPE	TIME OF DAY
GREEN	16:51:44.137
FINISH	17:00:31.984

Flag Statistics

TYPE	COUNT	TOTAL LAPS	TOTAL TIME
Green	1	8	10:07.349
Red	0	0	0.000
Safety Car	0	0	0.000
FCY	0	0	0.000

BMCRC - MRO Championships 2023 - Rnd 2 @ Pembrey

BMCRC Formula 400 & INTA Motorcycles Blue Haze GP 2-Stroke

RACE 18 - STATISTICS

CLASS : M

4 Starters

Fastest Lap History

NO	NAME	LAP TIME	TIME OF DAY	LAP	VEHICLE
25	Haydon SMITH	1:06.507	16:54:01.429	2	Kawasaki ZXR400
25	Haydon SMITH	1:06.254	16:55:07.683	3	Kawasaki ZXR400
2	Andy GILL	1:05.763	16:55:10.066	3	TBC
2	Andy GILL	1:05.398	16:56:15.464	4	TBC
2	Andy GILL	1:04.504	16:57:19.968	5	TBC

Leader History

NO	NAME	FROM LAP	LAPS LED	DISTANCE	VEHICLE
25	Haydon SMITH	1	5	7.28 miles	Kawasaki ZXR400
2	Andy GILL	6	3	4.36 miles	TBC

BMCRC - MRO Championships 2023 - Rnd 2 @ Pembrey

BMCRC Formula 400 & INTA Motorcycles Blue Haze GP 2-Stroke

RACE 18 - STATISTICS

CLASS : S

9 Starters

Fastest Lap History

NO	NAME	LAP TIME	TIME OF DAY	LAP	VEHICLE
151	Nick SMITH	1:07.577	16:54:03.138	2	Kawasaki ZXR400
151	Nick SMITH	1:06.460	16:55:09.599	3	Kawasaki ZXR400
16	Alan MAJOR	1:06.126	16:55:10.578	3	Kawasaki ZXR400
151	Nick SMITH	1:05.694	16:56:15.293	4	Kawasaki ZXR400
151	Nick SMITH	1:05.650	16:58:26.863	6	Kawasaki ZXR400
151	Nick SMITH	1:04.963	16:59:31.827	7	Kawasaki ZXR400

Leader History

NO	NAME	FROM LAP	LAPS LED	DISTANCE	VEHICLE
151	Nick SMITH	1	8	11.64 miles	Kawasaki ZXR400

BMCRC - MRO Championships 2023 - Rnd 2 @ Pembrey

BMCRC Formula 400 & INTA Motorcycles Blue Haze GP 2-Stroke

RACE 18 - STATISTICS

CLASS : S/R

1 Starters

Fastest Lap History

NO	NAME	LAP TIME	TIME OF DAY	LAP	VEHICLE
70	Mike ARTER	1:12.716	16:54:15.587	2	Kawasaki ZXR400L3
70	Mike ARTER	1:11.941	16:55:27.528	3	Kawasaki ZXR400L3
70	Mike ARTER	1:11.048	16:56:38.577	4	Kawasaki ZXR400L3
70	Mike ARTER	1:10.924	16:59:00.566	6	Kawasaki ZXR400L3

Leader History

NO	NAME	FROM LAP	LAPS LED	DISTANCE	VEHICLE
70	Mike ARTER	1	8	11.64 miles	Kawasaki ZXR400L3

BMCRC - MRO Championships 2023 - Rnd 2 @ Pembrey

BMCRC Formula 400 & INTA Motorcycles Blue Haze GP 2-Stroke

RACE 18 - STATISTICS

CLASS : GP

4 Starters

Fastest Lap History

NO	NAME	LAP TIME	TIME OF DAY	LAP	VEHICLE
22	Rik BALLERINI	1:06.440	16:54:03.168	2	Suzuki RG500
22	Rik BALLERINI	1:04.656	16:55:07.852	3	Suzuki RG500
22	Rik BALLERINI	1:04.249	16:57:17.627	5	Suzuki RG500

Leader History

NO	NAME	FROM LAP	LAPS LED	DISTANCE	VEHICLE
13	Doug EDMONDSON	1	1	1.45 miles	Yamaha TZ250
22	Rik BALLERINI	2	7	10.19 miles	Suzuki RG500

BMCRC - MRO Championships 2023 - Rnd 2 @ Pembrey

BMCRC Formula 400 & INTA Motorcycles Blue Haze GP 2-Stroke

RACE 18 - STATISTICS

CLASS : R

1 Starters

Fastest Lap History

NO	NAME	LAP TIME	TIME OF DAY	LAP	VEHICLE
123	Mark GALLAGHER	1:10.560	16:54:11.120	2	Honda RVF 400

Leader History

NO	NAME	FROM LAP	LAPS LED	DISTANCE	VEHICLE
123	Mark GALLAGHER	1	8	11.64 miles	Honda RVF 400

BMCRC - MRO Championships 2023 - Rnd 2 @ Pembrey

BMCRC Formula 400 & INTA Motorcycles Blue Haze GP 2-Stroke

RACE 7 - GRID (10 Laps)

ROW 7	21	73	Colvin TURNER	1:15.945	20	91	Kevin NEAL	1:11.924	19	24	Harley GODZISZ
ROW 6	18	10	Mike BRUNSDON	1:11.786	17	97	Nicholas TAIG	1:11.714	16	90	Steve RAPA
ROW 5	15	70	Mike ARTER	1:10.924	14	99	Jack WOLFF	1:10.766	13	8	Phil ATKINSON
ROW 4	12	123	Mark GALLAGHER	1:10.560	11	88	George PRINOS	1:10.376	10	3	Tom BARRETT
ROW 3	9	186	Steve RICHARDS	1:09.958	8	188	Mike GILSON	1:09.953	7	83	Peter GIBSON
ROW 2	6	16	Alan MAJOR	1:06.118	5	13	Doug EDMONDSON	1:05.758	4	25	Haydon SMITH
ROW 1	3	151	Nick SMITH	1:04.963	2	2	Andy GILL	1:04.504	1	22	Rik BALLERINI
Pole											

Pembrey National: 1.4560 miles

These results are provisional until the conclusion of any judicial and technical matters.

Clerk Of Course :	Stewards :	Timekeeper : Sarah Evans
-------------------	------------	--------------------------

Results can be found at www.tsl-timing.com

Printed - 17:09 Saturday, 08 April 2023



BMCRC - MRO Championships 2023 - Rnd 2 @ Pembrey

BMCRC Formula 400 & INTA Motorcycles Blue Haze GP 2-Stroke

RACE 7 - CLASSIFICATION

POS	NO	CL	PIC NAME	ENTRY	LAPS	TIME	GAP	DIFF	MPH	BEST	ON
1	151	S	1 Nick SMITH	Kawasaki ZXR400 - Hi-Precision Engineering Ltd	10	11:07.592			78.51	1:05.602	8
2	16	S	2 Alan MAJOR	Kawasaki ZXR400 - Major Performance Developmer	10	11:09.048	1.456	1.456	78.34	1:05.614	6
3	90	S	3 Steve RAPA	Honda RVF400 (BRUCE) - My Own Fair Hands	10	11:41.026	33.434	31.978	74.77	1:08.289	10
4	3	GP	1 Tom BARRETT	Honda RS250 -	10	11:41.164	33.572	0.138	74.75	1:07.592	10
5	186	S	4 Steve RICHARDS	Kawasaki ZXR400 -	10	11:42.952	35.360	1.788	74.56	1:08.582	8
6	83	S	5 Peter GIBSON	Honda VFR400 -	10	11:43.093	35.501	0.141	74.55	1:08.697	10
7	88	GP	2 George PRINOS	YAMAHA TZ250 - KAPPA PLANNING LTD	10	11:52.828	45.236	9.735	73.53	1:08.578	4
8	188	S	6 Mike GILSON	Honda NC30 -	10	11:53.040	45.448	0.212	73.51	1:09.423	8
9	99	S	7 Jack WOLFF	Kawasaki NINJA 300 - Nym Technologies Racing	10	11:54.365	46.773	1.325	73.37	1:09.683	3
10	123	R	1 Mark GALLAGHER	Honda RVF 400 -	10	12:19.508	1:11.916	25.143	70.87	1:12.027	2
11	24	S	8 Harley GODZISZ	Honda NC30 - SonicRacing.co.uk	9	11:13.070	1 Lap	1 Lap	70.08	1:12.840	2
12	10	S	9 Mike BRUNSDON	Kawasaki NINJA 400 - Quad Bikes Wales	9	11:13.894	1 Lap	0.824	70.00	1:11.927	8
13	70	S/R	1 Mike ARTER	Kawasaki ZXR400L3 -	9	11:17.836	1 Lap	3.942	69.59	1:10.520	9
14	73	S	10 Colvin TURNER	Yamaha TZR250 -	9	11:23.850	1 Lap	6.014	68.98	1:11.748	2
15	91	M	1 Kevin NEAL	Kawasaki ZXR400 -	9	11:26.450	1 Lap	2.600	68.72	1:14.096	9

NOT CLASSIFIED

DNF	2	M	Andy GILL	TBC -	6	6:39.058	4 Laps	3 Laps	78.80	1:04.975	5
DNF	13	GP	Doug EDMONDSON	Yamaha TZ250 - Stan Stephens Tuning	5	5:36.175	5 Laps	1 Lap	77.95	1:05.867	3
DNF	22	GP	Rik BALLERINI	Suzuki RG500 - SCLS LTD, CAMBRIDGE MC, GEC	4	4:30.209	6 Laps	1 Lap	77.59	1:04.940	4
DNF	25	M	Haydon SMITH	Kawasaki ZXR400 - Hi-Precision Engineering Ltd	3	3:22.166	7 Laps	1 Lap	77.78	1:05.004	3
DNF	97	S	Nicholas TAIG	Honda VFR400 NC30 - RST, Bell Helmets UK	0						

NOT STARTED

NS	8	GP	Phil ATKINSON	Yamaha TZ350 - ROSE MOT/Q Oil Treatments
----	---	----	---------------	--

FASTEST LAP

22	GP	Rik BALLERINI	Suzuki RG500 - SCLS LTD, CAMBRIDGE MC, GEC	4	1:04.940	80.71 mph	129.89 kph
2	M	Andy GILL	TBC -	5	1:04.975	80.67 mph	129.82 kph
151	S	Nick SMITH	Kawasaki ZXR400 - Hi-Precision Engineering Ltd	8	1:05.602	79.90 mph	128.58 kph
70	S/R	Mike ARTER	Kawasaki ZXR400L3 -	9	1:10.520	74.32 mph	119.61 kph
123	R	Mark GALLAGHER	Honda RVF 400 -	2	1:12.027	72.77 mph	117.11 kph

Class S - 92.5% of Race Speed = 72.62 mph

Class GP - 92.5% of Race Speed = 69.14 mph

Class R - 92.5% of Race Speed = 65.55 mph

Class S/R - 92.5% of Race Speed = 64.37 mph

Class M - 92.5% of Race Speed = 63.56 mph

Weather / Track : Bright / Dry

These results are provisional until the conclusion of any judicial and technical matters.

Race Distance: 10 Laps / 14.56 miles

Pembrey National: 1.4560 miles

Date: 09/04/2023 Start: 11:21 Finish: 11:33

Clerk Of Course :	Stewards :	Timekeeper : Sarah Evans
-------------------	------------	--------------------------

Results can be found at www.tsl-timing.com

Printed - 11:35 Sunday, 09 April 2023



BMCRC - MRO Championships 2023 - Rnd 2 @ Pembrey

BMCRC Formula 400 & INTA Motorcycles Blue Haze GP 2-Stroke

RACE 7 - LAP CHART

LAP 1 @ 11:23:08.367

NO	BEHIND	LAP TIME
2		1:10.667
25	0.033	1:10.700
16	0.383	1:11.050
151	0.717	1:11.384
22	0.801	1:11.468
13	1.358	1:12.025
186	4.441	1:15.108
83	6.379	1:17.046
90	6.736	1:17.403
188	6.898	1:17.565
99	7.510	1:18.177
3	7.863	1:18.530
123	8.391	1:19.058
73	8.969	1:19.636
88	10.222	1:20.889
10	11.539	1:22.206
24	11.970	1:22.637
91	14.331	1:24.998
70	21.630	1:32.297

LAP 2 @ 11:24:14.605

NO	BEHIND	LAP TIME
2		1:06.238
25	0.257	1:06.462
16	0.430	1:06.285
151	0.872	1:06.393
13	1.021	1:05.901
22	1.158	1:06.595
186	7.273	1:09.070
90	9.725	1:09.227
83	9.876	1:09.735
188	10.469	1:09.809
3	11.107	1:09.482
99	12.574	1:11.302
88	13.789	1:09.805
123	14.180	1:12.027
73	14.479	1:11.748
24	18.572	1:12.840
10	19.147	1:13.846
91	23.592	1:15.499
70	27.230	1:11.838

LAP 3 @ 11:25:19.866

NO	BEHIND	LAP TIME
25		1:05.004
2	0.356	1:05.617
16	1.106	1:05.937
151	1.308	1:05.697
13	1.627	1:05.867
22	3.103	1:07.206
186	12.705	1:10.693
90	13.625	1:09.161
83	13.801	1:09.186
188	15.379	1:10.171
3	15.637	1:09.791
99	16.996	1:09.683
88	17.782	1:09.254
123	22.205	1:13.286
73	25.193	1:15.975
24	26.629	1:13.318
10	26.965	1:13.079
70	33.137	1:11.168

91 33.627 1:15.296

LAP 4 @ 11:26:26.412

NO	BEHIND	LAP TIME
2		1:06.190
151	0.646	1:05.884
16	1.066	1:06.506
13	1.374	1:06.293
22	1.497	1:04.940
90	17.551	1:10.472
186	17.695	1:11.536
83	18.137	1:10.882
3	19.087	1:09.996
188	19.495	1:10.662
88	19.814	1:08.578
99	21.607	1:11.157
123	28.573	1:12.914
73	33.755	1:15.108
24	34.080	1:13.997
10	34.558	1:14.139
70	37.770	1:11.179
91	43.379	1:16.298

LAP 5 @ 11:27:31.387

NO	BEHIND	LAP TIME
2		1:04.975
151	1.545	1:05.874
16	1.992	1:05.901
13	2.488	1:06.089
90	22.540	1:09.964
186	23.198	1:10.478
83	24.522	1:11.360
3	25.426	1:11.314
88	26.100	1:11.261
188	26.811	1:12.291
99	27.293	1:10.661
123	37.596	1:13.998
24	42.999	1:13.894
73	43.947	1:15.167
70	44.261	1:11.466
10	45.092	1:15.509
91	53.800	1:15.396

LAP 6 @ 11:28:36.758

NO	BEHIND	LAP TIME
2		1:05.371
151	1.992	1:05.818
16	2.235	1:05.614
90	26.733	1:09.564
186	27.360	1:09.533
83	28.287	1:09.136
3	28.615	1:08.560
88	31.367	1:10.638
188	32.192	1:10.752
99	33.172	1:11.250
123	45.814	1:13.589
24	50.691	1:13.063
73	55.025	1:16.449
10	55.224	1:15.503
70	1:00.655	1:21.765
91	1:03.182	1:14.753

LAP 7 @ 11:29:45.856

NO	BEHIND	LAP TIME
16		1:06.863
151	1.520	1:08.626
90	27.547	1:09.912
186	28.112	1:09.850
83	28.453	1:09.264
3	28.633	1:09.116
88	32.121	1:09.852
188	33.478	1:10.384
99	34.597	1:10.523
123	50.262	1:13.546
24	55.321	1:13.728
10	59.908	1:13.782
73	1:02.766	1:16.839

LAP 8 @ 11:30:52.423

NO	BEHIND	LAP TIME
16		1:06.567
151	0.555	1:05.602
70	1 Lap	1:16.839
91	1 Lap	1:15.397
90	29.643	1:08.663
186	30.127	1:08.582
3	30.379	1:08.313
83	30.865	1:08.979
88	36.069	1:10.515
188	36.334	1:09.423
99	38.818	1:10.788
123	57.613	1:13.918
24	1:04.065	1:15.311
10	1:05.268	1:11.927

LAP 9 @ 11:31:59.032

NO	BEHIND	LAP TIME
151		1:06.054
16	0.789	1:07.398
73	1 Lap	1:16.261
70	1 Lap	1:10.764
91	1 Lap	1:14.717
90	31.405	1:08.371
3	32.240	1:08.470
186	32.712	1:09.194
83	33.064	1:08.808
88	40.509	1:11.049
188	40.979	1:11.254
99	42.470	1:10.261
123	1:04.598	1:13.594

LAP 10 @ 11:33:05.292

NO	BEHIND	LAP TIME
151		1:06.260
16	1.456	1:06.927
24	1 Lap	1:14.282
10	1 Lap	1:13.903
70	1 Lap	1:10.520
73	1 Lap	1:16.667
91	1 Lap	1:14.096
90	33.434	1:08.289
3	33.572	1:07.592
186	35.360	1:08.908
83	35.501	1:08.697
88	45.236	1:10.987

188 45.448 1:10.729
99 46.773 1:10.563
123 1:11.916 1:13.578

BMCRC - MRO Championships 2023 - Rnd 2 @ Pembrey

BMCRC Formula 400 & INTA Motorcycles Blue Haze GP 2-Stroke

RACE 7 - POSITION CHART

No	Name	Lap Pos										
			1	2	3	4	5	6	7	8	9	10
22	BALLERINI	1	2	2	25	2	2	2	16	16	151	151
2	GILL	2	25	25	2	151	151	151	151	151	16	16
151	SMITH	3	16	16	16	16	16	16	90	90	90	90
25	SMITH	4	151	151	151	13	13	90	186	186	3	3
13	EDMONDSON	5	22	13	13	22	90	186	83	3	186	186
16	MAJOR	6	13	22	22	90	186	83	3	83	83	83
83	GIBSON	7	186	186	186	186	83	3	88	88	88	88
188	GILSON	8	83	90	90	83	3	88	188	188	188	188
186	RICHARDS	9	90	83	83	3	88	188	99	99	99	99
3	BARRETT	10	188	188	188	188	188	99	123	123	123	123
88	PRINOS	11	99	3	3	88	99	123	24	24	24	
123	GALLAGHER	12	3	99	99	99	123	24	10	10	10	
8	ATKINSON	13	123	88	88	123	24	73	73	73	70	
99	WOLFF	14	73	123	123	73	73	10	70	70	73	
70	ARTER	15	88	73	73	24	70	70	91	91	91	
90	RAPA	16	10	24	24	10	10	91				
97	TAIG	17	24	10	10	70	91					
10	BRUNSDON	18	91	91	70	91						
24	GODZISZ	19	70	70	91							
91	NEAL	20										
73	TURNER	21										

BMCRC - MRO Championships 2023 - Rnd 2 @ Pembrey

BMCRC Formula 400 & INTA Motorcycles Blue Haze GP 2-Stroke

RACE 7 - SECTOR ANALYSIS



SECTOR 1 = FL to I1, SECTOR 2 = I1 to FL, DIFF = Difference To Personal Best Lap, P = Crossed Finish Line in Pit Lane, D = Time Disallowed

P1 151 S		Nick SMITH		Kawasaki ZXR400 - Hi-Precision Engineering Ltd			
IDEAL LAP TIME : 1:05.151		BEST LAP TIME : 1:05.602		DIFFERENCE : 0.451			
LAP	SECTOR 1	SECTOR 2	LAP TIME	MPH	DIFF	TIME OF DAY	
1 -		29.831	1:11.384	73.42	5.782	11:23:09.084	
2 -	36.799	29.594	1:06.393	78.94	0.791	11:24:15.477	
3 -	35.925	29.772	1:05.697 (2)	79.78	0.095	11:25:21.174	
4 -			1:05.884	79.55	0.282	11:26:27.058	
5 -	36.178	29.696	1:05.874	79.57	0.272	11:27:32.932	
6 -	36.143	29.675	1:05.818 (3)	79.63	0.216	11:28:38.750	
7 -	38.796	29.830	1:08.626	76.37	3.024	11:29:47.376	
8 -	36.186	29.416	1:05.602 (1)	79.90		11:30:52.978	
9 -	36.828	29.226	1:06.054	79.35	0.452	11:31:59.032	
10 -	36.693	29.567	1:06.260	79.10	0.658	11:33:05.292	

P2 16 S		Alan MAJOR		Kawasaki ZXR400 - Major Performance Developments			
IDEAL LAP TIME : 1:05.408		BEST LAP TIME : 1:05.614		DIFFERENCE : 0.206			
LAP	SECTOR 1	SECTOR 2	LAP TIME	MPH	DIFF	TIME OF DAY	
1 -		29.383	1:11.050	73.77	5.436	11:23:08.750	
2 -	36.692	29.593	1:06.285	79.07	0.671	11:24:15.035	
3 -	36.140	29.797	1:05.937 (3)	79.49	0.323	11:25:20.972	
4 -			1:06.506	78.81	0.892	11:26:27.478	
5 -	36.449	29.452	1:05.901 (2)	79.53	0.287	11:27:33.379	
6 -	36.025	29.589	1:05.614 (1)	79.88		11:28:38.993	
7 -	36.955	29.908	1:06.863	78.39	1.249	11:29:45.856	
8 -	36.955	29.612	1:06.567	78.74	0.953	11:30:52.423	
9 -	37.829	29.569	1:07.398	77.77	1.784	11:31:59.821	
10 -	37.185	29.742	1:06.927	78.31	1.313	11:33:06.748	

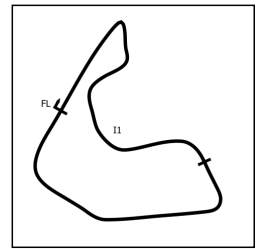
P3 90 S		Steve RAPA		Honda RVF400 (BRUCE) - My Own Fair Hands			
IDEAL LAP TIME : 1:08.078		BEST LAP TIME : 1:08.289		DIFFERENCE : 0.211			
LAP	SECTOR 1	SECTOR 2	LAP TIME	MPH	DIFF	TIME OF DAY	
1 -		31.258	1:17.403	67.71	9.114	11:23:15.103	
2 -	38.773	30.454	1:09.227	75.71	0.938	11:24:24.330	
3 -	38.640	30.521	1:09.161	75.78	0.872	11:25:33.491	
4 -			1:10.472	74.37	2.183	11:26:43.963	
5 -	39.133	30.831	1:09.964	74.91	1.675	11:27:53.927	
6 -	38.779	30.785	1:09.564	75.34	1.275	11:29:03.491	
7 -	39.053	30.859	1:09.912	74.97	1.623	11:30:13.403	
8 -	38.352	30.311	1:08.663 (3)	76.33	0.374	11:31:22.066	
9 -	38.063	30.308	1:08.371 (2)	76.66	0.082	11:32:30.437	
10 -	37.770	30.519	1:08.289 (1)	76.75		11:33:38.726	

P4 3 GP		Tom BARRETT		Honda RS250 -			
IDEAL LAP TIME : 1:07.577		BEST LAP TIME : 1:07.592		DIFFERENCE : 0.015			
LAP	SECTOR 1	SECTOR 2	LAP TIME	MPH	DIFF	TIME OF DAY	
1 -		31.554	1:18.530	66.74	10.938	11:23:16.230	
2 -	38.828	30.654	1:09.482	75.43	1.890	11:24:25.712	
3 -	39.142	30.649	1:09.791	75.10	2.199	11:25:35.503	
4 -			1:09.996	74.88	2.404	11:26:45.499	
5 -	40.249	31.065	1:11.314	73.50	3.722	11:27:56.813	
6 -	38.238	30.322	1:08.560	76.45	0.968	11:29:05.373	
7 -	38.796	30.320	1:09.116	75.83	1.524	11:30:14.489	
8 -	38.104	30.209	1:08.313 (2)	76.72	0.721	11:31:22.802	
9 -	38.578	29.892	1:08.470 (3)	76.55	0.878	11:32:31.272	
10 -	37.685	29.907	1:07.592 (1)	77.54		11:33:38.864	

BMCRC - MRO Championships 2023 - Rnd 2 @ Pembrey

BMCRC Formula 400 & INTA Motorcycles Blue Haze GP 2-Stroke

RACE 7 - SECTOR ANALYSIS



SECTOR 1 = FL to I1, SECTOR 2 = I1 to FL, DIFF = Difference To Personal Best Lap, P = Crossed Finish Line in Pit Lane, D = Time Disallowed

P5 186 S Steve RICHARDS		Kawasaki ZXR400 -				
IDEAL LAP TIME : 1:08.200		BEST LAP TIME : 1:08.582				
		DIFFERENCE : 0.382				
LAP	SECTOR 1	SECTOR 2	LAP TIME	MPH	DIFF	TIME OF DAY
1 -		30.912	1:15.108	69.78	6.526	11:23:12.808
2 -	38.437	30.633	1:09.070 (3)	75.88	0.488	11:24:21.878
3 -	39.361	31.332	1:10.693	74.14	2.111	11:25:32.571
4 -			1:11.536	73.27	2.954	11:26:44.107
5 -	39.929	30.549	1:10.478	74.37	1.896	11:27:54.585
6 -	39.021	30.512	1:09.533	75.38	0.951	11:29:04.118
7 -	39.115	30.735	1:09.850	75.04	1.268	11:30:13.968
8 -	38.260	30.322	1:08.582 (1)	76.42		11:31:22.550
9 -	38.288	30.906	1:09.194	75.75	0.612	11:32:31.744
10 -	37.878	31.030	1:08.908 (2)	76.06	0.326	11:33:40.652

P6 83 S Peter GIBSON		Honda VFR400 -				
IDEAL LAP TIME : 1:08.405		BEST LAP TIME : 1:08.697				
		DIFFERENCE : 0.292				
LAP	SECTOR 1	SECTOR 2	LAP TIME	MPH	DIFF	TIME OF DAY
1 -		30.966	1:17.046	68.03	8.349	11:23:14.746
2 -	38.820	30.915	1:09.735	75.16	1.038	11:24:24.481
3 -	38.906	30.280	1:09.186	75.76	0.489	11:25:33.667
4 -			1:10.882	73.94	2.185	11:26:44.549
5 -	40.897	30.463	1:11.360	73.45	2.663	11:27:55.909
6 -	38.846	30.290	1:09.136	75.81	0.439	11:29:05.045
7 -	38.610	30.654	1:09.264	75.67	0.567	11:30:14.309
8 -	38.673	30.306	1:08.979 (3)	75.98	0.282	11:31:23.288
9 -	38.313	30.495	1:08.808 (2)	76.17	0.111	11:32:32.096
10 -	38.125	30.572	1:08.697 (1)	76.30		11:33:40.793

P7 88 GP George PRINOS		YAMAHA TZ250 - KAPPA PLANNING LTD				
IDEAL LAP TIME : 1:09.254		BEST LAP TIME : 1:08.578				
		DIFFERENCE : -0.676				
LAP	SECTOR 1	SECTOR 2	LAP TIME	MPH	DIFF	TIME OF DAY
1 -		32.001	1:20.889	64.79	12.311	11:23:18.589
2 -	39.278	30.527	1:09.805 (3)	75.08	1.227	11:24:28.394
3 -	39.070	30.184	1:09.254 (2)	75.68	0.676	11:25:37.648
4 -			1:08.578 (1)	76.43		11:26:46.226
5 -	40.719	30.542	1:11.261	73.55	2.683	11:27:57.487
6 -	40.170	30.468	1:10.638	74.20	2.060	11:29:08.125
7 -	39.357	30.495	1:09.852	75.03	1.274	11:30:17.977
8 -	39.313	31.202	1:10.515	74.33	1.937	11:31:28.492
9 -	40.055	30.994	1:11.049	73.77	2.471	11:32:39.541
10 -	39.947	31.040	1:10.987	73.83	2.409	11:33:50.528

P8 188 S Mike GILSON		Honda NC30 -				
IDEAL LAP TIME : 1:09.423		BEST LAP TIME : 1:09.423				
		DIFFERENCE : 0.000				
LAP	SECTOR 1	SECTOR 2	LAP TIME	MPH	DIFF	TIME OF DAY
1 -		30.922	1:17.565	67.57	8.142	11:23:15.265
2 -	39.129	30.680	1:09.809 (2)	75.08	0.386	11:24:25.074
3 -	39.049	31.122	1:10.171 (3)	74.69	0.748	11:25:35.245
4 -			1:10.662	74.17	1.239	11:26:45.907
5 -	40.682	31.609	1:12.291	72.50	2.868	11:27:58.198
6 -	39.763	30.989	1:10.752	74.08	1.329	11:29:08.950
7 -	39.400	30.984	1:10.384	74.47	0.961	11:30:19.334
8 -	38.997	30.426	1:09.423 (1)	75.50		11:31:28.757
9 -	40.055	31.199	1:11.254	73.56	1.831	11:32:40.011
10 -	39.781	30.948	1:10.729	74.10	1.306	11:33:50.740

BMCRC - MRO Championships 2023 - Rnd 2 @ Pembrey

BMCRC Formula 400 & INTA Motorcycles Blue Haze GP 2-Stroke

RACE 7 - SECTOR ANALYSIS



SECTOR 1 = FL to I1, SECTOR 2 = I1 to FL, DIFF = Difference To Personal Best Lap, P = Crossed Finish Line in Pit Lane, D = Time Disallowed

P9 99 S		Jack WOLFF		Kawasaki NINJA 300 - Nym Technologies Racing			
IDEAL LAP TIME : 1:09.683		BEST LAP TIME : 1:09.683		DIFFERENCE : 0.000			
LAP	SECTOR 1	SECTOR 2	LAP TIME	MPH	DIFF	TIME OF DAY	
1 -		31.842	1:18.177	67.04	8.494	11:23:15.877	
2 -	39.523	31.779	1:11.302	73.51	1.619	11:24:27.179	
3 -	38.418	31.265	1:09.683 (1)	75.22		11:25:36.862	
4 -			1:11.157	73.66	1.474	11:26:48.019	
5 -	39.218	31.443	1:10.661	74.17	0.978	11:27:58.680	
6 -	39.295	31.955	1:11.250	73.56	1.567	11:29:09.930	
7 -	38.767	31.756	1:10.523 (3)	74.32	0.840	11:30:20.453	
8 -	38.955	31.833	1:10.788	74.04	1.105	11:31:31.241	
9 -	38.687	31.574	1:10.261 (2)	74.60	0.578	11:32:41.502	
10 -	38.634	31.929	1:10.563	74.28	0.880	11:33:52.065	

P10 123 R		Mark GALLAGHER		Honda RVF 400 -			
IDEAL LAP TIME : 1:11.503		BEST LAP TIME : 1:12.027		DIFFERENCE : 0.524			
LAP	SECTOR 1	SECTOR 2	LAP TIME	MPH	DIFF	TIME OF DAY	
1 -		31.579	1:19.058	66.30	7.031	11:23:16.758	
2 -	39.924	32.103	1:12.027 (1)	72.77		11:24:28.785	
3 -	40.705	32.581	1:13.286 (3)	71.52	1.259	11:25:42.071	
4 -	40.419	32.495	1:12.914 (2)	71.88	0.887	11:26:54.985	
5 -	41.082	32.916	1:13.998	70.83	1.971	11:28:08.983	
6 -	41.009	32.580	1:13.589	71.22	1.562	11:29:22.572	
7 -	40.980	32.566	1:13.546	71.26	1.519	11:30:36.118	
8 -	41.419	32.499	1:13.918	70.91	1.891	11:31:50.036	
9 -	40.975	32.619	1:13.594	71.22	1.567	11:33:03.630	
10 -	41.200	32.378	1:13.578	71.23	1.551	11:34:17.208	

P11 24 S		Harley GODZISZ		Honda NC30 - SonicRacing.co.uk			
IDEAL LAP TIME : 1:12.691		BEST LAP TIME : 1:12.840		DIFFERENCE : 0.149			
LAP	SECTOR 1	SECTOR 2	LAP TIME	MPH	DIFF	TIME OF DAY	
1 -		32.550	1:22.637	63.42	9.797	11:23:20.337	
2 -	40.741	32.099	1:12.840 (1)	71.96		11:24:33.177	
3 -	40.592	32.726	1:13.318 (3)	71.49	0.478	11:25:46.495	
4 -	41.562	32.435	1:13.997	70.83	1.157	11:27:00.492	
5 -	41.561	32.333	1:13.894	70.93	1.054	11:28:14.386	
6 -	40.740	32.323	1:13.063 (2)	71.74	0.223	11:29:27.449	
7 -	41.311	32.417	1:13.728	71.09	0.888	11:30:41.177	
8 -	41.982	33.329	1:15.311	69.59	2.471	11:31:56.488	
9 -	41.758	32.524	1:14.282	70.56	1.442	11:33:10.770	

P12 10 S		Mike BRUNSDON		Kawasaki NINJA 400 - Quad Bikes Wales			
IDEAL LAP TIME : 1:11.905		BEST LAP TIME : 1:11.927		DIFFERENCE : 0.022			
LAP	SECTOR 1	SECTOR 2	LAP TIME	MPH	DIFF	TIME OF DAY	
1 -		32.900	1:22.206	63.76	10.279	11:23:19.906	
2 -	41.528	32.318	1:13.846	70.98	1.919	11:24:33.752	
3 -	40.295	32.784	1:13.079 (2)	71.72	1.152	11:25:46.831	
4 -	41.518	32.621	1:14.139	70.69	2.212	11:27:00.970	
5 -	42.063	33.446	1:15.509	69.41	3.582	11:28:16.479	
6 -	40.533	34.970	1:15.503	69.42	3.576	11:29:31.982	
7 -	41.359	32.423	1:13.782 (3)	71.04	1.855	11:30:45.764	
8 -	39.587	32.340	1:11.927 (1)	72.87		11:31:57.691	
9 -	40.784	33.119	1:13.903	70.92	1.976	11:33:11.594	

BMCRC - MRO Championships 2023 - Rnd 2 @ Pembrey

BMCRC Formula 400 & INTA Motorcycles Blue Haze GP 2-Stroke

RACE 7 - SECTOR ANALYSIS



SECTOR 1 = FL to I1, SECTOR 2 = I1 to FL, DIFF = Difference To Personal Best Lap, P = Crossed Finish Line in Pit Lane, D = Time Disallowed

P13 70 S/R		Mike ARTER		Kawasaki ZXR400L3 -			
IDEAL LAP TIME : 1:10.324		BEST LAP TIME : 1:10.520		DIFFERENCE : 0.196			
LAP	SECTOR 1	SECTOR 2	LAP TIME	MPH	DIFF	TIME OF DAY	
1 -		33.259	1:32.297	56.79	21.777	11:23:29.997	
2 -	40.898	30.940	1:11.838	72.96	1.318	11:24:41.835	
3 -	39.859	31.309	1:11.168 (3)	73.65	0.648	11:25:53.003	
4 -	40.255	30.924	1:11.179	73.63	0.659	11:27:04.182	
5 -	39.840	31.626	1:11.466	73.34	0.946	11:28:15.648	
6 -	39.794	41.971	1:21.765	64.10	11.245	11:29:37.413	
7 -	45.211	31.628	1:16.839	68.21	6.319	11:30:54.252	
8 -	39.400	31.364	1:10.764 (2)	74.07	0.244	11:32:05.016	
9 -	39.511	31.009	1:10.520 (1)	74.32		11:33:15.536	

P14 73 S		Colvin TURNER		Yamaha TZR250 -			
IDEAL LAP TIME : 1:11.721		BEST LAP TIME : 1:11.748		DIFFERENCE : 0.027			
LAP	SECTOR 1	SECTOR 2	LAP TIME	MPH	DIFF	TIME OF DAY	
1 -		31.770	1:19.636	65.81	7.888	11:23:17.336	
2 -	39.951	31.797	1:11.748 (1)	73.05		11:24:29.084	
3 -	43.234	32.741	1:15.975	68.99	4.227	11:25:45.059	
4 -	42.470	32.638	1:15.108 (2)	69.78	3.360	11:27:00.167	
5 -	42.515	32.652	1:15.167 (3)	69.73	3.419	11:28:15.334	
6 -	41.527	34.922	1:16.449	68.56	4.701	11:29:31.783	
7 -	42.487	34.352	1:16.839	68.21	5.091	11:30:48.622	
8 -	42.919	33.342	1:16.261	68.73	4.513	11:32:04.883	
9 -	41.628	35.039	1:16.667	68.36	4.919	11:33:21.550	

P15 91 M		Kevin NEAL		Kawasaki ZXR400 -			
IDEAL LAP TIME : 1:14.096		BEST LAP TIME : 1:14.096		DIFFERENCE : 0.000			
LAP	SECTOR 1	SECTOR 2	LAP TIME	MPH	DIFF	TIME OF DAY	
1 -		34.542	1:24.998	61.66	10.902	11:23:22.698	
2 -	41.634	33.865	1:15.499	69.42	1.403	11:24:38.197	
3 -	41.275	34.021	1:15.296	69.61	1.200	11:25:53.493	
4 -	42.810	33.488	1:16.298	68.69	2.202	11:27:09.791	
5 -	41.570	33.826	1:15.396	69.52	1.300	11:28:25.187	
6 -	41.199	33.554	1:14.753 (3)	70.11	0.657	11:29:39.940	
7 -	41.446	33.951	1:15.397	69.52	1.301	11:30:55.337	
8 -	41.153	33.564	1:14.717 (2)	70.15	0.621	11:32:10.054	
9 -	40.794	33.302	1:14.096 (1)	70.74		11:33:24.150	

P16 2 M		Andy GILL		TBC -			
IDEAL LAP TIME : 1:04.975		BEST LAP TIME : 1:04.975		DIFFERENCE : 0.000			
LAP	SECTOR 1	SECTOR 2	LAP TIME	MPH	DIFF	TIME OF DAY	
1 -		29.606	1:10.667	74.17	5.692	11:23:08.367	
2 -	36.933	29.305	1:06.238	79.13	1.263	11:24:14.605	
3 -	36.409	29.208	1:05.617 (3)	79.88	0.642	11:25:20.222	
4 -			1:06.190	79.19	1.215	11:26:26.412	
5 -	36.056	28.919	1:04.975 (1)	80.67		11:27:31.387	
6 -	36.325	29.046	1:05.371 (2)	80.18	0.396	11:28:36.758	

P17 13 GP		Doug EDMONDSON		Yamaha TZ250 - Stan Stephens Tuning			
IDEAL LAP TIME : 1:05.431		BEST LAP TIME : 1:05.867		DIFFERENCE : 0.436			
LAP	SECTOR 1	SECTOR 2	LAP TIME	MPH	DIFF	TIME OF DAY	
1 -		28.987	1:12.025	72.77	6.158	11:23:09.725	
2 -	36.444	29.457	1:05.901 (2)	79.53	0.034	11:24:15.626	
3 -	36.805	29.062	1:05.867 (1)	79.57		11:25:21.493	
4 -			1:06.293	79.06	0.426	11:26:27.786	
5 -	36.603	29.486	1:06.089 (3)	79.31	0.222	11:27:33.875	

BMCRC - MRO Championships 2023 - Rnd 2 @ Pembrey

BMCRC Formula 400 & INTA Motorcycles Blue Haze GP 2-Stroke

RACE 7 - SECTOR ANALYSIS



SECTOR 1 = FL to I1, SECTOR 2 = I1 to FL, DIFF = Difference To Personal Best Lap, P = Crossed Finish Line in Pit Lane, D = Time Disallowed

P18 22 GP		Rik BALLERINI		Suzuki RG500 - SCLS LTD, CAMBRIDGE MC, GECKO RACING			
IDEAL LAP TIME : 1:06.453		BEST LAP TIME : 1:04.940		DIFFERENCE : -1.513			
LAP	SECTOR 1	SECTOR 2	LAP TIME	MPH	DIFF	TIME OF DAY	
1 -		29.073	1:11.468	73.34	6.528	11:23:09.168	
2 -	37.553	29.042	1:06.595 (2)	78.70	1.655	11:24:15.763	
3 -	38.306	28.900	1:07.206 (3)	77.99	2.266	11:25:22.969	
4 -			1:04.940 (1)	80.71		11:26:27.909	

P19 25 M		Haydon SMITH		Kawasaki ZXR400 - HI-Precision Engineering Ltd			
IDEAL LAP TIME : 1:05.004		BEST LAP TIME : 1:05.004		DIFFERENCE : 0.000			
LAP	SECTOR 1	SECTOR 2	LAP TIME	MPH	DIFF	TIME OF DAY	
1 -		29.492	1:10.700	74.13	5.696	11:23:08.400	
2 -	37.198	29.264	1:06.462 (2)	78.86	1.458	11:24:14.862	
3 -	35.932	29.072	1:05.004 (1)	80.63		11:25:19.866	

BMCRC - MRO Championships 2023 - Rnd 2 @ Pembrey

BMCRC Formula 400 & INTA Motorcycles Blue Haze GP 2-Stroke

RACE 7 - BEST SECTORS

SECTOR 1			SECTOR 2			IDEAL / BEST COMPARISON						
POS	NO	NAME	TIME	NO	NAME	TIME	POS	NO	NAME	IDEAL	BEST	DIFF
									PERFECT LAP	1:04.825		
1	151	SMITH	35.925	22	BALLERINI	28.900	1	2	GILL	1:04.975	1:04.975	0.000
2	25	SMITH	35.932	2	GILL	28.919	2	25	SMITH	1:05.004	1:05.004	0.000
3	16	MAJOR	36.025	13	EDMONDSON	28.987	3	151	SMITH	1:05.151	1:05.602	0.451
4	2	GILL	36.056	25	SMITH	29.072	4	16	MAJOR	1:05.408	1:05.614	0.206
5	13	EDMONDSON	36.444	151	SMITH	29.226	5	13	EDMONDSON	1:05.431	1:05.867	0.436
6	22	BALLERINI	37.553	16	MAJOR	29.383	6	22	BALLERINI	1:06.453	1:04.940	-1.513
7	3	BARRETT	37.685	3	BARRETT	29.892	7	3	BARRETT	1:07.577	1:07.592	0.015
8	90	RAPA	37.770	88	PRINOS	30.184	8	90	RAPA	1:08.078	1:08.289	0.211
9	186	RICHARDS	37.878	83	GIBSON	30.280	9	186	RICHARDS	1:08.200	1:08.582	0.382
10	83	GIBSON	38.125	90	RAPA	30.308	10	83	GIBSON	1:08.405	1:08.697	0.292
11	99	WOLFF	38.418	186	RICHARDS	30.322	11	88	PRINOS	1:09.254	1:08.578	-0.676
12	188	GILSON	38.997	188	GILSON	30.426	12	188	GILSON	1:09.423	1:09.423	0.000
13	88	PRINOS	39.070	70	ARTER	30.924	13	99	WOLFF	1:09.683	1:09.683	0.000
14	70	ARTER	39.400	99	WOLFF	31.265	14	70	ARTER	1:10.324	1:10.520	0.196
15	10	BRUNSDON	39.587	123	GALLAGHER	31.579	15	123	GALLAGHER	1:11.503	1:12.027	0.524
16	123	GALLAGHER	39.924	73	TURNER	31.770	16	73	TURNER	1:11.721	1:11.748	0.027
17	73	TURNER	39.951	24	GODZISZ	32.099	17	10	BRUNSDON	1:11.905	1:11.927	0.022
18	24	GODZISZ	40.592	10	BRUNSDON	32.318	18	24	GODZISZ	1:12.691	1:12.840	0.149
19	91	NEAL	40.794	91	NEAL	33.302	19	91	NEAL	1:14.096	1:14.096	0.000
20												

BMCRC - MRO Championships 2023 - Rnd 2 @ Pembrey

BMCRC Formula 400 & INTA Motorcycles Blue Haze GP 2-Stroke

RACE 7 - STATISTICS

Competitors Started	20
Planned Start	2023-04-09 @ 11:20:00.000
Actual Start	2023-04-09 @ 11:21:57.699
Finish Time	2023-04-09 @ 11:33:05.291
Track Length	1.4560mi.
Total Laps	163
Total Distance Covered	237.3280mi.

Session Fastest Lap History

NO	CL	NAME	LAP TIME	TIME OF DAY	LAP	VEHICLE
2	M	Andy GILL	1:06.238	11:24:14.629	2	TBC
13	GP	Doug EDMONDSON	1:05.901	11:24:15.635	2	Yamaha TZ250
25	M	Haydon SMITH	1:05.004	11:25:19.879	3	Kawasaki ZXR400
22	GP	Rik BALLERINI	1:04.940	11:26:27.909	4	Suzuki RG500

Session Leader History

NO	CL	NAME	FROM LAP	LAPS LED	DISTANCE	VEHICLE
2	M	Andy GILL	1	2	2.91 miles	TBC
25	M	Haydon SMITH	3	1	1.45 miles	Kawasaki ZXR400
2	M	Andy GILL	4	3	4.36 miles	TBC
16	S	Alan MAJOR	7	2	2.91 miles	Kawasaki ZXR400
151	S	Nick SMITH	9	2	2.91 miles	Kawasaki ZXR400

Flag History

TYPE	TIME OF DAY
GREEN	11:21:57.699
FINISH	11:33:05.291

Flag Statistics

TYPE	COUNT	TOTAL LAPS	TOTAL TIME
Green	1	10	12:37.954
Red	0	0	0.000
Safety Car	0	0	0.000
FCY	0	0	0.000

BMCRC - MRO Championships 2023 - Rnd 2 @ Pembrey

BMCRC Formula 400 & INTA Motorcycles Blue Haze GP 2-Stroke

RACE 7 - STATISTICS

CLASS : M

3 Starters

Fastest Lap History

NO	NAME	LAP TIME	TIME OF DAY	LAP	VEHICLE
2	Andy GILL	1:06.238	11:24:14.629	2	TBC
25	Haydon SMITH	1:05.004	11:25:19.879	3	Kawasaki ZXR400
2	Andy GILL	1:04.975	11:27:31.412	5	TBC

Leader History

NO	NAME	FROM LAP	LAPS LED	DISTANCE	VEHICLE
2	Andy GILL	1	2	2.91 miles	TBC
25	Haydon SMITH	3	1	1.45 miles	Kawasaki ZXR400
2	Andy GILL	4	3	4.36 miles	TBC
91	Kevin NEAL	7	3	4.36 miles	Kawasaki ZXR400

BMCRC - MRO Championships 2023 - Rnd 2 @ Pembrey

BMCRC Formula 400 & INTA Motorcycles Blue Haze GP 2-Stroke

RACE 7 - STATISTICS

CLASS : S

11 Starters

Fastest Lap History

NO	NAME	LAP TIME	TIME OF DAY	LAP	VEHICLE
16	Alan MAJOR	1:06.285	11:24:15.048	2	Kawasaki ZXR400
16	Alan MAJOR	1:05.937	11:25:20.984	3	Kawasaki ZXR400
151	Nick SMITH	1:05.697	11:25:21.187	3	Kawasaki ZXR400
16	Alan MAJOR	1:05.614	11:28:39.005	6	Kawasaki ZXR400
151	Nick SMITH	1:05.602	11:30:52.990	8	Kawasaki ZXR400

Leader History

NO	NAME	FROM LAP	LAPS LED	DISTANCE	VEHICLE
16	Alan MAJOR	1	3	4.36 miles	Kawasaki ZXR400
151	Nick SMITH	4	3	4.36 miles	Kawasaki ZXR400
16	Alan MAJOR	7	2	2.91 miles	Kawasaki ZXR400
151	Nick SMITH	9	2	2.91 miles	Kawasaki ZXR400

BMCRC - MRO Championships 2023 - Rnd 2 @ Pembrey

BMCRC Formula 400 & INTA Motorcycles Blue Haze GP 2-Stroke

RACE 7 - STATISTICS

CLASS : S/R

1 Starters

Fastest Lap History

NO	NAME	LAP TIME	TIME OF DAY	LAP	VEHICLE
70	Mike ARTER	1:11.838	11:24:41.846	2	Kawasaki ZXR400L3
70	Mike ARTER	1:11.168	11:25:53.016	3	Kawasaki ZXR400L3
70	Mike ARTER	1:10.764	11:32:04.986	8	Kawasaki ZXR400L3
70	Mike ARTER	1:10.520	11:33:15.548	9	Kawasaki ZXR400L3

Leader History

NO	NAME	FROM LAP	LAPS LED	DISTANCE	VEHICLE
70	Mike ARTER	1	9	13.10 miles	Kawasaki ZXR400L3

BMCRC - MRO Championships 2023 - Rnd 2 @ Pembrey

BMCRC Formula 400 & INTA Motorcycles Blue Haze GP 2-Stroke

RACE 7 - STATISTICS

CLASS : GP

4 Starters

Fastest Lap History

NO	NAME	LAP TIME	TIME OF DAY	LAP	VEHICLE
13	Doug EDMONDSON	1:05.901	11:24:15.635	2	Yamaha TZ250
13	Doug EDMONDSON	1:05.867	11:25:21.502	3	Yamaha TZ250
22	Rik BALLERINI	1:04.940	11:26:27.909	4	Suzuki RG500

Leader History

NO	NAME	FROM LAP	LAPS LED	DISTANCE	VEHICLE
22	Rik BALLERINI	1	1	1.45 miles	Suzuki RG500
13	Doug EDMONDSON	2	4	5.82 miles	Yamaha TZ250
3	Tom BARRETT	6	5	7.28 miles	Honda RS250

BMCRC - MRO Championships 2023 - Rnd 2 @ Pembrey

BMCRC Formula 400 & INTA Motorcycles Blue Haze GP 2-Stroke

RACE 7 - STATISTICS

CLASS : R

1 Starters

Fastest Lap History

NO	NAME	LAP TIME	TIME OF DAY	LAP	VEHICLE
123	Mark GALLAGHER	1:12.027	11:24:28.811	2	Honda RVF 400

Leader History

NO	NAME	FROM LAP	LAPS LED	DISTANCE	VEHICLE
123	Mark GALLAGHER	1	10	14.56 miles	Honda RVF 400

BMCRC - MRO Championships 2023 - Rnd 2 @ Pembrey

BMCRC Formula 400 & INTA Motorcycles Blue Haze GP 2-Stroke

RACE 18 - GRID (10 Laps)

ROW 7	21	97	Nicholas TAIG	1:14.096	20	91	Kevin NEAL	19	8	Phil ATKINSON		
ROW 6	18	24	Harley GODZISZ	1:12.840	17	123	Mark GALLAGHER	1:12.027	16	10	Mike BRUNSDON	1:11.927
ROW 5	15	73	Colvin TURNER	1:11.748	14	70	Mike ARTER	1:10.520	13	99	Jack WOLFF	1:09.683
ROW 4	12	188	Mike GILSON	1:09.423	11	83	Peter GIBSON	1:08.697	10	186	Steve RICHARDS	1:08.582
ROW 3	9	88	George PRINOS	1:08.578	8	90	Steve RAPA	1:08.289	7	3	Tom BARRETT	1:07.592
ROW 2	6	13	Doug EDMONDSON	1:05.867	5	16	Alan MAJOR	1:05.614	4	151	Nick SMITH	1:05.602
ROW 1	3	25	Haydon SMITH	1:05.004	2	2	Andy GILL	1:04.975	1	22	Rik BALLERINI	1:04.940
Pole												

Pembrey National: 1.4560 miles

These results are provisional until the conclusion of any judicial and technical matters.

Clerk Of Course :	Stewards :	Timekeeper : Sarah Evans
-------------------	------------	--------------------------

Results can be found at www.tsl-timing.com

Printed - 11:41 Sunday, 09 April 2023



BMCRC - MRO Championships 2023 - Rnd 2 @ Pembrey

BMCRC Formula 400 & INTA Motorcycles Blue Haze GP 2-Stroke

RACE 18 - CLASSIFICATION

POS	NO	CL	PIC NAME	ENTRY	LAPS	TIME	GAP	DIFF	MPH	BEST	ON
1	2	M	1 Andy GILL	TBC -	10	10:55.600			79.95	1:04.757	9
2	13	GP	1 Doug EDMONDSON	Yamaha TZR250 - Stan Stephens Tuning	10	10:57.076	1.476	1.476	79.77	1:04.905	6
3	22	GP	2 Rik BALLERINI	Suzuki RG500 - SCLS LTD, CAMBRIDGE MC, GEC	10	10:57.822	2.222	0.746	79.68	1:04.615	7
4	25	M	2 Haydon SMITH	Kawasaki ZXR400 - Hi-Precision Engineering Ltd	10	10:59.721	4.121	1.899	79.45	1:04.997	8
5	151	S	1 Nick SMITH	Kawasaki ZXR400 - Hi-Precision Engineering Ltd	10	10:59.795	4.195	0.074	79.44	1:05.025	8
6	16	S	2 Alan MAJOR	Kawasaki ZXR400 - Major Performance Developmer	10	11:19.011	23.411	19.216	77.19	1:06.620	2
7	83	S	3 Peter GIBSON	Honda VFR400 -	10	11:25.806	30.206	6.795	76.42	1:07.306	9
8	90	S	4 Steve RAPA	Honda RVF400 (BRUCE) - My Own Fair Hands	10	11:26.044	30.444	0.238	76.40	1:07.733	6
9	88	GP	3 George PRINOS	YAMAHA TZ250 - KAPPA PLANNING LTD	10	11:38.997	43.397	12.953	74.98	1:08.044	5
10	186	S	5 Steve RICHARDS	Kawasaki ZXR400 -	10	11:41.659	46.059	2.662	74.70	1:09.013	2
11	188	S	6 Mike GILSON	Honda NC30 -	10	11:51.536	55.936	9.877	73.66	1:09.199	2
12	123	R	1 Mark GALLAGHER	Honda RVF 400 -	10	11:51.887	56.287	0.351	73.62	1:09.568	3
13	3	GP	4 Tom BARRETT	Honda RS250 -	10	11:52.468	56.868	0.581	73.56	1:09.367	2
14	70	S/R	1 Mike ARTER	Kawasaki ZXR400L3 -	10	12:01.040	1:05.440	8.572	72.69	1:10.629	7
15	10	S	7 Mike BRUNSDON	Kawasaki NINJA 400 - Quad Bikes Wales	9	11:02.789	1 Lap	1 Lap	71.17	1:12.181	7
16	91	M	3 Kevin NEAL	Kawasaki ZXR400 -	9	11:11.289	1 Lap	8.500	70.27	1:12.876	9
17	24	S	8 Harley GODZISZ	Honda NC30 - SonicRacing.co.uk	9	11:14.627	1 Lap	3.338	69.92	1:13.529	9

NOT CLASSIFIED

DNF	97	S	Nicholas TAIG	Honda VFR400 NC30 - RST, Bell Helmets UK	1	1:20.447	9 Laps	8 Laps	65.15		
-----	----	---	---------------	--	---	----------	--------	--------	-------	--	--

NOT STARTED

NS	99	S	Jack WOLFF	Kawasaki NINJA 300 - Nym Technologies Racing							
NS	73	S	Colvin TURNER	Yamaha TZR250 -							
NS	8	GP	Phil ATKINSON	Yamaha TZ350 - ROSE MOT/Q Oil Treatments							

FASTEST LAP

22	GP	Rik BALLERINI	Suzuki RG500 - SCLS LTD, CAMBRIDGE MC, GEC	7	1:04.615	81.12 mph	130.55 kph
2	M	Andy GILL	TBC -	9	1:04.757	80.94 mph	130.26 kph
151	S	Nick SMITH	Kawasaki ZXR400 - Hi-Precision Engineering Ltd	8	1:05.025	80.60 mph	129.72 kph
123	R	Mark GALLAGHER	Honda RVF 400 -	3	1:09.568	75.34 mph	121.25 kph
70	S/R	Mike ARTER	Kawasaki ZXR400L3 -	7	1:10.629	74.21 mph	119.43 kph

Class M - 92.5% of Race Speed = 73.95 mph
 Class GP - 92.5% of Race Speed = 73.78 mph
 Class S - 92.5% of Race Speed = 73.48 mph
 Class R - 92.5% of Race Speed = 68.09 mph
 Class S/R - 92.5% of Race Speed = 67.23 mph

Weather / Track : Bright / Dry

These results are provisional until the conclusion of any judicial and technical matters.

Race Distance: 10 Laps / 14.56 miles

Pembrey National: 1.4560 miles

Date: 09/04/2023 Start: 15:09 Finish: 15:20

Clerk Of Course :	Stewards :	Timekeeper : Sarah Evans
-------------------	------------	--------------------------

Results can be found at www.tsl-timing.com

Printed - 15:22 Sunday, 09 April 2023



BMCRC - MRO Championships 2023 - Rnd 2 @ Pembrey

BMCRC Formula 400 & INTA Motorcycles Blue Haze GP 2-Stroke

RACE 18 - LAP CHART

LAP 1 @ 15:10:15.731

NO	BEHIND	LAP TIME
2		1:09.117
25	0.674	1:09.791
151	0.870	1:09.987
13	0.995	1:10.112
22	1.219	1:10.336
16	1.666	1:10.783
90	3.758	1:12.875
186	3.808	1:12.925
83	4.470	1:13.587
123	4.970	1:14.087
3	5.561	1:14.678
188	6.317	1:15.434
88	7.553	1:16.670
70	10.483	1:19.600
91	10.686	1:19.803
10	11.092	1:20.209
97	11.330	1:20.447
24	11.908	1:21.025

LAP 2 @ 15:11:21.407

NO	BEHIND	LAP TIME
2		1:05.676
25	0.150	1:05.152
13	0.490	1:05.171
151	0.718	1:05.524
22	1.036	1:05.493
16	2.610	1:06.620
90	6.270	1:08.188
186	7.145	1:09.013
83	7.588	1:08.794
123	8.947	1:09.653
3	9.252	1:09.367
188	9.840	1:09.199
88	10.032	1:08.155
70	16.022	1:11.215
91	19.369	1:14.359
10	19.535	1:14.119
24	22.128	1:15.896

LAP 3 @ 15:12:26.619

NO	BEHIND	LAP TIME
2		1:05.212
25	0.029	1:05.091
13	0.373	1:05.095
151	0.592	1:05.086
22	0.747	1:04.923
16	4.045	1:06.647
90	8.846	1:07.788
186	10.974	1:09.041
83	11.100	1:08.724
123	13.303	1:09.568
88	13.362	1:08.542
3	13.724	1:09.684
188	14.240	1:09.612
70	22.275	1:11.465
10	28.124	1:13.801
91	29.328	1:15.171
24	31.640	1:14.724

LAP 4 @ 15:13:31.951

NO	BEHIND	LAP TIME
2		1:05.332
13	0.198	1:05.157
25	0.403	1:05.706
22	0.989	1:05.574
151	1.326	1:06.066
16	6.616	1:07.903
90	11.410	1:07.896
83	13.625	1:07.857
186	15.091	1:09.449
88	16.659	1:08.629
123	19.010	1:11.039
3	19.150	1:10.758
188	19.507	1:10.599
70	28.175	1:11.232
10	35.291	1:12.499
91	38.511	1:14.515
24	40.564	1:14.256

LAP 5 @ 15:14:37.256

NO	BEHIND	LAP TIME
2		1:05.305
13	0.224	1:05.331
25	0.612	1:05.514
22	1.006	1:05.322
151	1.372	1:05.351
16	10.093	1:08.782
90	14.574	1:08.469
83	16.172	1:07.852
186	18.953	1:09.167
88	19.398	1:08.044
123	25.018	1:11.313
188	25.146	1:10.944
3	25.441	1:11.596
70	34.276	1:11.406
10	42.440	1:12.454
91	47.181	1:13.975
24	48.868	1:13.609

LAP 6 @ 15:15:42.216

NO	BEHIND	LAP TIME
2		1:04.960
13	0.169	1:04.905
22	1.007	1:04.961
25	1.576	1:05.924
151	2.061	1:05.649
16	12.813	1:07.680
90	17.347	1:07.733
83	19.058	1:07.846
88	23.336	1:08.898
186	24.476	1:10.483
188	32.005	1:11.819
123	32.395	1:12.337
3	32.788	1:12.307
70	40.278	1:10.962
10	49.671	1:12.191
91	55.477	1:13.256
24	57.851	1:13.943

LAP 7 @ 15:16:46.983

NO	BEHIND	LAP TIME
2		1:04.767

13	0.439	1:05.037
22	0.855	1:04.615
25	2.157	1:05.348
151	2.651	1:05.357
16	15.407	1:07.361
90	20.363	1:07.783
83	22.460	1:08.169
88	28.052	1:09.483
186	30.149	1:10.440
188	39.144	1:11.906
123	39.296	1:11.668
3	39.676	1:11.655
70	46.140	1:10.629
10	57.085	1:12.181
91	1:03.916	1:13.206

LAP 8 @ 15:17:51.950

NO	BEHIND	LAP TIME
2		1:04.967
13	0.889	1:05.417
22	1.249	1:05.361
24	1 Lap	1:13.871
25	2.187	1:04.997
151	2.709	1:05.025
16	17.367	1:06.927
90	23.587	1:08.191
83	25.031	1:07.538
88	33.258	1:10.173
186	35.463	1:10.281
188	45.409	1:11.232
123	45.864	1:11.535
3	45.941	1:11.232
70	52.569	1:11.396
10	1:04.371	1:12.253

LAP 9 @ 15:18:56.707

NO	BEHIND	LAP TIME
2		1:04.757
13	1.681	1:05.549
22	2.024	1:05.532
25	3.523	1:06.093
151	3.812	1:05.860
91	1 Lap	1:14.128
24	1 Lap	1:13.774
16	21.130	1:08.520
90	27.176	1:08.346
83	27.580	1:07.306
88	38.704	1:10.203
186	41.422	1:10.716
188	50.810	1:10.158
123	51.472	1:10.365
3	51.784	1:10.600
70	59.319	1:11.507

LAP 10 @ 15:20:02.214

NO	BEHIND	LAP TIME
2		1:05.507
13	1.476	1:05.302
22	2.222	1:05.705
25	4.121	1:06.105
151	4.195	1:05.890
10	1 Lap	1:13.082
91	1 Lap	1:12.876
24	1 Lap	1:13.529

16	23.411	1:07.788
83	30.206	1:08.133
90	30.444	1:08.775
88	43.397	1:10.200
186	46.059	1:10.144
188	55.936	1:10.633
123	56.287	1:10.322
3	56.868	1:10.591
70	1:05.440	1:11.628

BMCRC - MRO Championships 2023 - Rnd 2 @ Pembrey

BMCRC Formula 400 & INTA Motorcycles Blue Haze GP 2-Stroke

RACE 18 - POSITION CHART

No	Name	Lap												
		Pos	1	2	3	4	5	6	7	8	9	10		
22	BALLERINI	1	2	2	2	2	2	2	2	2	2	2	2	2
2	GILL	2	25	25	25	13	13	13	13	13	13	13	13	13
25	SMITH	3	151	13	13	25	25	22	22	22	22	22	22	22
151	SMITH	4	13	151	151	22	22	25	25	25	25	25	25	25
16	MAJOR	5	22	22	22	151	151	151	151	151	151	151	151	151
13	EDMONDSON	6	16	16	16	16	16	16	16	16	16	16	16	16
3	BARRETT	7	90	90	90	90	90	90	90	90	90	90	90	83
90	RAPA	8	186	186	186	83	83	83	83	83	83	83	83	90
88	PRINOS	9	83	83	83	186	186	88	88	88	88	88	88	88
186	RICHARDS	10	123	123	123	88	88	186	186	186	186	186	186	186
83	GIBSON	11	3	3	88	123	123	188	188	188	188	188	188	188
188	GILSON	12	188	188	3	3	188	123	123	123	123	123	123	123
99	WOLFF	13	88	88	188	188	3	3	3	3	3	3	3	3
70	ARTER	14	70	70	70	70	70	70	70	70	70	70	70	70
73	TURNER	15	91	91	10	10	10	10	10	10	10	10	10	10
10	BRUNSDON	16	10	10	91	91	91	91	91	91	91	91	91	91
123	GALLAGHER	17	97	24	24	24	24	24	24	24	24	24	24	24
24	GODZISZ	18	24											
8	ATKINSON	19												
91	NEAL	20												
97	TAIG	21												

BMCRC - MRO Championships 2023 - Rnd 2 @ Pembrey

BMCRC Formula 400 & INTA Motorcycles Blue Haze GP 2-Stroke

RACE 18 - SECTOR ANALYSIS



SECTOR 1 = FL to I1, SECTOR 2 = I1 to FL, DIFF = Difference To Personal Best Lap, P = Crossed Finish Line in Pit Lane, D = Time Disallowed

P1		2 M		Andy GILL		TBC -	
IDEAL LAP TIME : 1:04.574		BEST LAP TIME : 1:04.757		DIFFERENCE : 0.183			
LAP	SECTOR 1	SECTOR 2	LAP TIME	MPH	DIFF	TIME OF DAY	
1 -		29.387	1:09.117	75.83	4.360	15:10:15.731	
2 -	36.287	29.389	1:05.676	79.80	0.919	15:11:21.407	
3 -	35.979	29.233	1:05.212	80.37	0.455	15:12:26.619	
4 -	36.265	29.067	1:05.332	80.23	0.575	15:13:31.951	
5 -	36.159	29.146	1:05.305	80.26	0.548	15:14:37.256	
6 -	36.044	28.916	1:04.960 (3)	80.68	0.203	15:15:42.216	
7 -	35.854	28.913	1:04.767 (2)	80.93	0.010	15:16:46.983	
8 -	35.756	29.211	1:04.967	80.68	0.210	15:17:51.950	
9 -	35.939	28.818	1:04.757 (1)	80.94		15:18:56.707	
10 -	36.374	29.133	1:05.507	80.01	0.750	15:20:02.214	

P2		13 GP		Doug EDMONDSON		Yamaha TZR250 - Stan Stephens Tuning	
IDEAL LAP TIME : 1:04.807		BEST LAP TIME : 1:04.905		DIFFERENCE : 0.098			
LAP	SECTOR 1	SECTOR 2	LAP TIME	MPH	DIFF	TIME OF DAY	
1 -		29.453	1:10.112	74.76	5.207	15:10:16.726	
2 -	35.977	29.194	1:05.171	80.42	0.266	15:11:21.897	
3 -	36.102	28.993	1:05.095 (3)	80.52	0.190	15:12:26.992	
4 -	36.087	29.070	1:05.157	80.44	0.252	15:13:32.149	
5 -	36.217	29.114	1:05.331	80.23	0.426	15:14:37.480	
6 -	35.997	28.908	1:04.905 (1)	80.75		15:15:42.385	
7 -	35.899	29.138	1:05.037 (2)	80.59	0.132	15:16:47.422	
8 -	35.952	29.465	1:05.417	80.12	0.512	15:17:52.839	
9 -	36.530	29.019	1:05.549	79.96	0.644	15:18:58.388	
10 -	36.172	29.130	1:05.302	80.26	0.397	15:20:03.690	

P3		22 GP		Rik BALLERINI		Suzuki RG500 - SCLS LTD, CAMBRIDGE MC, GECKO RACING	
IDEAL LAP TIME : 1:04.317		BEST LAP TIME : 1:04.615		DIFFERENCE : 0.298			
LAP	SECTOR 1	SECTOR 2	LAP TIME	MPH	DIFF	TIME OF DAY	
1 -		29.533	1:10.336	74.52	5.721	15:10:16.950	
2 -	36.557	28.936	1:05.493	80.03	0.878	15:11:22.443	
3 -	36.221	28.702	1:04.923 (2)	80.73	0.308	15:12:27.366	
4 -	36.286	29.288	1:05.574	79.93	0.959	15:13:32.940	
5 -	35.932	29.390	1:05.322	80.24	0.707	15:14:38.262	
6 -	36.130	28.831	1:04.961 (3)	80.68	0.346	15:15:43.223	
7 -	35.615	29.000	1:04.615 (1)	81.12		15:16:47.838	
8 -	35.874	29.487	1:05.361	80.19	0.746	15:17:53.199	
9 -	36.570	28.962	1:05.532	79.98	0.917	15:18:58.731	
10 -	36.455	29.250	1:05.705	79.77	1.090	15:20:04.436	

P4		25 M		Haydon SMITH		Kawasaki ZXR400 - HI-Precision Engineering Ltd	
IDEAL LAP TIME : 1:04.993		BEST LAP TIME : 1:04.997		DIFFERENCE : 0.004			
LAP	SECTOR 1	SECTOR 2	LAP TIME	MPH	DIFF	TIME OF DAY	
1 -		29.360	1:09.791	75.10	4.794	15:10:16.405	
2 -	36.116	29.036	1:05.152 (3)	80.45	0.155	15:11:21.557	
3 -	36.064	29.027	1:05.091 (2)	80.52	0.094	15:12:26.648	
4 -	36.602	29.104	1:05.706	79.77	0.709	15:13:32.354	
5 -	36.329	29.185	1:05.514	80.00	0.517	15:14:37.868	
6 -	36.439	29.485	1:05.924	79.50	0.927	15:15:43.792	
7 -	36.138	29.210	1:05.348	80.21	0.351	15:16:49.140	
8 -	36.068	28.929	1:04.997 (1)	80.64		15:17:54.137	
9 -	36.988	29.105	1:06.093	79.30	1.096	15:19:00.230	
10 -	36.621	29.484	1:06.105	79.29	1.108	15:20:06.335	

BMCRC - MRO Championships 2023 - Rnd 2 @ Pembrey

BMCRC Formula 400 & INTA Motorcycles Blue Haze GP 2-Stroke

RACE 18 - SECTOR ANALYSIS



SECTOR 1 = FL to I1, SECTOR 2 = I1 to FL, DIFF = Difference To Personal Best Lap, P = Crossed Finish Line in Pit Lane, D = Time Disallowed

P5 151 S		Nick SMITH		Kawasaki ZXR400 - Hi-Precision Engineering Ltd			
IDEAL LAP TIME : 1:04.690		BEST LAP TIME : 1:05.025		DIFFERENCE : 0.335			
LAP	SECTOR 1	SECTOR 2	LAP TIME	MPH	DIFF	TIME OF DAY	
1 -		29.816	1:09.987	74.89	4.962	15:10:16.601	
2 -	36.396	29.128	1:05.524	79.99	0.499	15:11:22.125	
3 -	36.174	28.912	1:05.086 (2)	80.53	0.061	15:12:27.211	
4 -	36.346	29.720	1:06.066	79.33	1.041	15:13:33.277	
5 -	35.797	29.554	1:05.351 (3)	80.20	0.326	15:14:38.628	
6 -	36.078	29.571	1:05.649	79.84	0.624	15:15:44.277	
7 -	36.085	29.272	1:05.357	80.19	0.332	15:16:49.634	
8 -	35.778	29.247	1:05.025 (1)	80.60		15:17:54.659	
9 -	36.727	29.133	1:05.860	79.58	0.835	15:19:00.519	
10 -	36.608	29.282	1:05.890	79.55	0.865	15:20:06.409	

P6 16 S		Alan MAJOR		Kawasaki ZXR400 - Major Performance Developments			
IDEAL LAP TIME : 1:06.504		BEST LAP TIME : 1:06.620		DIFFERENCE : 0.116			
LAP	SECTOR 1	SECTOR 2	LAP TIME	MPH	DIFF	TIME OF DAY	
1 -		29.739	1:10.783	74.05	4.163	15:10:17.397	
2 -	36.864	29.756	1:06.620 (1)	78.67		15:11:24.017	
3 -	36.994	29.653	1:06.647 (2)	78.64	0.027	15:12:30.664	
4 -	37.349	30.554	1:07.903	77.19	1.283	15:13:38.567	
5 -	38.046	30.736	1:08.782	76.20	2.162	15:14:47.349	
6 -	37.180	30.500	1:07.680	77.44	1.060	15:15:55.029	
7 -	37.115	30.246	1:07.361	77.81	0.741	15:17:02.390	
8 -	36.851	30.076	1:06.927 (3)	78.31	0.307	15:18:09.317	
9 -	37.962	30.558	1:08.520	76.49	1.900	15:19:17.837	
10 -	37.242	30.546	1:07.788	77.32	1.168	15:20:25.625	

P7 83 S		Peter GIBSON		Honda VFR400 -			
IDEAL LAP TIME : 1:07.306		BEST LAP TIME : 1:07.306		DIFFERENCE : 0.000			
LAP	SECTOR 1	SECTOR 2	LAP TIME	MPH	DIFF	TIME OF DAY	
1 -		30.590	1:13.587	71.22	6.281	15:10:20.201	
2 -	38.279	30.515	1:08.794	76.19	1.488	15:11:28.995	
3 -	38.274	30.450	1:08.724	76.27	1.418	15:12:37.719	
4 -	37.660	30.197	1:07.857	77.24	0.551	15:13:45.576	
5 -	37.707	30.145	1:07.852	77.25	0.546	15:14:53.428	
6 -	37.665	30.181	1:07.846 (3)	77.25	0.540	15:16:01.274	
7 -	37.639	30.530	1:08.169	76.89	0.863	15:17:09.443	
8 -	37.611	29.927	1:07.538 (2)	77.60	0.232	15:18:16.981	
9 -	37.477	29.829	1:07.306 (1)	77.87		15:19:24.287	
10 -	38.105	30.028	1:08.133	76.93	0.827	15:20:32.420	

P8 90 S		Steve RAPA		Honda RVF400 (BRUCE) - My Own Fair Hands			
IDEAL LAP TIME : 1:07.629		BEST LAP TIME : 1:07.733		DIFFERENCE : 0.104			
LAP	SECTOR 1	SECTOR 2	LAP TIME	MPH	DIFF	TIME OF DAY	
1 -		30.673	1:12.875	71.92	5.142	15:10:19.489	
2 -	37.970	30.218	1:08.188	76.86	0.455	15:11:27.677	
3 -	37.644	30.144	1:07.788 (3)	77.32	0.055	15:12:35.465	
4 -	37.746	30.150	1:07.896	77.20	0.163	15:13:43.361	
5 -	38.012	30.457	1:08.469	76.55	0.736	15:14:51.830	
6 -	37.485	30.248	1:07.733 (1)	77.38		15:15:59.563	
7 -	37.533	30.250	1:07.783 (2)	77.32	0.050	15:17:07.346	
8 -	37.893	30.298	1:08.191	76.86	0.458	15:18:15.537	
9 -	37.986	30.360	1:08.346	76.69	0.613	15:19:23.883	
10 -	38.246	30.529	1:08.775	76.21	1.042	15:20:32.658	

BMCRC - MRO Championships 2023 - Rnd 2 @ Pembrey

BMCRC Formula 400 & INTA Motorcycles Blue Haze GP 2-Stroke

RACE 18 - SECTOR ANALYSIS



SECTOR 1 = FL to I1, SECTOR 2 = I1 to FL, DIFF = Difference To Personal Best Lap, P = Crossed Finish Line in Pit Lane, D = Time Disallowed

P9 88 GP		George PRINOS		YAMAHA TZ250 - KAPPA PLANNING LTD			
IDEAL LAP TIME : 1:08.044		BEST LAP TIME : 1:08.044		DIFFERENCE : 0.000			
LAP	SECTOR 1	SECTOR 2	LAP TIME	MPH	DIFF	TIME OF DAY	
1 -		30.754	1:16.670	68.36	8.626	15:10:23.284	
2 -	38.195	29.960	1:08.155 (2)	76.90	0.111	15:11:31.439	
3 -	38.296	30.246	1:08.542 (3)	76.47	0.498	15:12:39.981	
4 -	38.154	30.475	1:08.629	76.37	0.585	15:13:48.610	
5 -	38.133	29.911	1:08.044 (1)	77.03		15:14:56.654	
6 -	38.550	30.348	1:08.898	76.07	0.854	15:16:05.552	
7 -	38.798	30.685	1:09.483	75.43	1.439	15:17:15.035	
8 -	39.214	30.959	1:10.173	74.69	2.129	15:18:25.208	
9 -	39.202	31.001	1:10.203	74.66	2.159	15:19:35.411	
10 -	39.602	30.598	1:10.200	74.66	2.156	15:20:45.611	

P10 186 S		Steve RICHARDS		Kawasaki ZXR400 -			
IDEAL LAP TIME : 1:08.667		BEST LAP TIME : 1:09.013		DIFFERENCE : 0.346			
LAP	SECTOR 1	SECTOR 2	LAP TIME	MPH	DIFF	TIME OF DAY	
1 -		30.365	1:12.925	71.87	3.912	15:10:19.539	
2 -	38.625	30.388	1:09.013 (1)	75.95		15:11:28.552	
3 -	38.361	30.680	1:09.041 (2)	75.92	0.028	15:12:37.593	
4 -	38.302	31.147	1:09.449	75.47	0.436	15:13:47.042	
5 -	38.401	30.766	1:09.167 (3)	75.78	0.154	15:14:56.209	
6 -	39.524	30.959	1:10.483	74.36	1.470	15:16:06.692	
7 -	39.004	31.436	1:10.440	74.41	1.427	15:17:17.132	
8 -	39.289	30.992	1:10.281	74.58	1.268	15:18:27.413	
9 -	39.561	31.155	1:10.716	74.12	1.703	15:19:38.129	
10 -	39.161	30.983	1:10.144	74.72	1.131	15:20:48.273	

P11 188 S		Mike GILSON		Honda NC30 -			
IDEAL LAP TIME : 1:09.199		BEST LAP TIME : 1:09.199		DIFFERENCE : 0.000			
LAP	SECTOR 1	SECTOR 2	LAP TIME	MPH	DIFF	TIME OF DAY	
1 -		31.286	1:15.434	69.48	6.235	15:10:22.048	
2 -	38.435	30.764	1:09.199 (1)	75.74		15:11:31.247	
3 -	38.722	30.890	1:09.612 (2)	75.29	0.413	15:12:40.859	
4 -	38.957	31.642	1:10.599	74.24	1.400	15:13:51.458	
5 -	39.389	31.555	1:10.944	73.88	1.745	15:15:02.402	
6 -	40.351	31.468	1:11.819	72.98	2.620	15:16:14.221	
7 -	40.185	31.721	1:11.906	72.89	2.707	15:17:26.127	
8 -	40.170	31.062	1:11.232	73.58	2.033	15:18:37.359	
9 -	39.176	30.982	1:10.158 (3)	74.71	0.959	15:19:47.517	
10 -	39.735	30.898	1:10.633	74.20	1.434	15:20:58.150	

P12 123 R		Mark GALLAGHER		Honda RVF 400 -			
IDEAL LAP TIME : 1:08.888		BEST LAP TIME : 1:09.568		DIFFERENCE : 0.680			
LAP	SECTOR 1	SECTOR 2	LAP TIME	MPH	DIFF	TIME OF DAY	
1 -		30.634	1:14.087	70.74	4.519	15:10:20.701	
2 -	38.254	31.399	1:09.653 (2)	75.25	0.085	15:11:30.354	
3 -	38.520	31.048	1:09.568 (1)	75.34		15:12:39.922	
4 -	39.186	31.853	1:11.039	73.78	1.471	15:13:50.961	
5 -	39.665	31.648	1:11.313	73.50	1.745	15:15:02.274	
6 -	40.214	32.123	1:12.337	72.46	2.769	15:16:14.611	
7 -	39.653	32.015	1:11.668	73.13	2.100	15:17:26.279	
8 -	39.781	31.754	1:11.535	73.27	1.967	15:18:37.814	
9 -	39.232	31.133	1:10.365	74.49	0.797	15:19:48.179	
10 -	39.430	30.892	1:10.322 (3)	74.53	0.754	15:20:58.501	

BMCRC - MRO Championships 2023 - Rnd 2 @ Pembrey

BMCRC Formula 400 & INTA Motorcycles Blue Haze GP 2-Stroke

RACE 18 - SECTOR ANALYSIS



SECTOR 1 = FL to I1, SECTOR 2 = I1 to FL, DIFF = Difference To Personal Best Lap, P = Crossed Finish Line in Pit Lane, D = Time Disallowed

P13 3 GP Tom BARRETT			Honda RS250 -			
IDEAL LAP TIME : 1:09.081		BEST LAP TIME : 1:09.367		DIFFERENCE : 0.286		
LAP	SECTOR 1	SECTOR 2	LAP TIME	MPH	DIFF	TIME OF DAY
1 -		30.983	1:14.678	70.18	5.311	15:10:21.292
2 -	38.285	31.082	1:09.367 (1)	75.56		15:11:30.659
3 -	38.457	31.227	1:09.684 (2)	75.21	0.317	15:12:40.343
4 -	39.032	31.726	1:10.758	74.07	1.391	15:13:51.101
5 -	40.075	31.521	1:11.596	73.21	2.229	15:15:02.697
6 -	40.305	32.002	1:12.307	72.49	2.940	15:16:15.004
7 -	39.788	31.867	1:11.655	73.15	2.288	15:17:26.659
8 -	40.085	31.147	1:11.232	73.58	1.865	15:18:37.891
9 -	39.804	30.796	1:10.600	74.24	1.233	15:19:48.491
10 -	39.461	31.130	1:10.591 (3)	74.25	1.224	15:20:59.082

P14 70 S/R Mike ARTER			Kawasaki ZXR400L3 -			
IDEAL LAP TIME : 1:10.380		BEST LAP TIME : 1:10.629		DIFFERENCE : 0.249		
LAP	SECTOR 1	SECTOR 2	LAP TIME	MPH	DIFF	TIME OF DAY
1 -		32.642	1:19.600	65.84	8.971	15:10:26.214
2 -	40.391	30.824	1:11.215 (3)	73.60	0.586	15:11:37.429
3 -	40.282	31.183	1:11.465	73.34	0.836	15:12:48.894
4 -	40.074	31.158	1:11.232	73.58	0.603	15:14:00.126
5 -	40.405	31.001	1:11.406	73.40	0.777	15:15:11.532
6 -	39.656	31.306	1:10.962 (2)	73.86	0.333	15:16:22.494
7 -	39.556	31.073	1:10.629 (1)	74.21		15:17:33.123
8 -	40.163	31.233	1:11.396	73.41	0.767	15:18:44.519
9 -	40.456	31.051	1:11.507	73.30	0.878	15:19:56.026
10 -	40.525	31.103	1:11.628	73.17	0.999	15:21:07.654

P15 10 S Mike BRUNSDON			Kawasaki NINJA 400 - Quad Bikes Wales			
IDEAL LAP TIME : 1:12.016		BEST LAP TIME : 1:12.181		DIFFERENCE : 0.165		
LAP	SECTOR 1	SECTOR 2	LAP TIME	MPH	DIFF	TIME OF DAY
1 -		33.744	1:20.209	65.34	8.028	15:10:26.823
2 -	41.040	33.079	1:14.119	70.71	1.938	15:11:40.942
3 -	40.795	33.006	1:13.801	71.02	1.620	15:12:54.743
4 -	39.622	32.877	1:12.499	72.29	0.318	15:14:07.242
5 -	39.580	32.874	1:12.454	72.34	0.273	15:15:19.696
6 -	39.528	32.663	1:12.191 (2)	72.60	0.010	15:16:31.887
7 -	39.672	32.509	1:12.181 (1)	72.61		15:17:44.068
8 -	39.507	32.746	1:12.253 (3)	72.54	0.072	15:18:56.321
9 -	40.140	32.942	1:13.082	71.72	0.901	15:20:09.403

P16 91 M Kevin NEAL			Kawasaki ZXR400 -			
IDEAL LAP TIME : 1:12.872		BEST LAP TIME : 1:12.876		DIFFERENCE : 0.004		
LAP	SECTOR 1	SECTOR 2	LAP TIME	MPH	DIFF	TIME OF DAY
1 -		33.036	1:19.803	65.68	6.927	15:10:26.417
2 -	41.198	33.161	1:14.359	70.49	1.483	15:11:40.776
3 -	41.754	33.417	1:15.171	69.72	2.295	15:12:55.947
4 -	41.121	33.394	1:14.515	70.34	1.639	15:14:10.462
5 -	40.937	33.038	1:13.975	70.85	1.099	15:15:24.437
6 -	40.416	32.840	1:13.256 (3)	71.55	0.380	15:16:37.693
7 -	40.623	32.583	1:13.206 (2)	71.60	0.330	15:17:50.899
8 -	41.027	33.101	1:14.128	70.71	1.252	15:19:05.027
9 -	40.420	32.456	1:12.876 (1)	71.92		15:20:17.903

BMCRC - MRO Championships 2023 - Rnd 2 @ Pembrey

BMCRC Formula 400 & INTA Motorcycles Blue Haze GP 2-Stroke

RACE 18 - SECTOR ANALYSIS



SECTOR 1 = FL to I1, SECTOR 2 = I1 to FL, DIFF = Difference To Personal Best Lap, P = Crossed Finish Line in Pit Lane, D = Time Disallowed

P17 24 S		Harley GODZISZ		Honda NC30 - SonicRacing.co.uk			
IDEAL LAP TIME : 1:13.085		BEST LAP TIME : 1:13.529		DIFFERENCE : 0.444			
LAP	SECTOR 1	SECTOR 2	LAP TIME	MPH	DIFF	TIME OF DAY	
1 -		32.519	1:21.025	64.69	7.496	15:10:27.639	
2 -	43.352	32.544	1:15.896	69.06	2.367	15:11:43.535	
3 -	41.539	33.185	1:14.724	70.14	1.195	15:12:58.259	
4 -	41.439	32.817	1:14.256	70.58	0.727	15:14:12.515	
5 -	41.067	32.542	1:13.609 (2)	71.20	0.080	15:15:26.124	
6 -	41.537	32.406	1:13.943	70.88	0.414	15:16:40.067	
7 -	41.308	32.563	1:13.871	70.95	0.342	15:17:53.938	
8 -	41.437	32.337	1:13.774 (3)	71.04	0.245	15:19:07.712	
9 -	40.748	32.781	1:13.529 (1)	71.28		15:20:21.241	

P18 97 S		Nicholas TAIG		Honda VFR400 NC30 - RST, Bell Helmets UK			
IDEAL LAP TIME :		BEST LAP TIME :		DIFFERENCE :			
LAP	SECTOR 1	SECTOR 2	LAP TIME	MPH	DIFF	TIME OF DAY	
1 -		32.618	1:20.447	65.15		15:10:27.061	

BMCRC - MRO Championships 2023 - Rnd 2 @ Pembrey

BMCRC Formula 400 & INTA Motorcycles Blue Haze GP 2-Stroke

RACE 18 - BEST SECTORS

SECTOR 1			SECTOR 2			IDEAL / BEST COMPARISON						
POS	NO	NAME	TIME	NO	NAME	TIME	POS	NO	NAME	IDEAL	BEST	DIFF
									PERFECT LAP	1:04.317		
1	22	BALLERINI	35.615	22	BALLERINI	28.702	1	22	BALLERINI	1:04.317	1:04.615	0.298
2	2	GILL	35.756	2	GILL	28.818	2	2	GILL	1:04.574	1:04.757	0.183
3	151	SMITH	35.778	13	EDMONDSON	28.908	3	151	SMITH	1:04.690	1:05.025	0.335
4	13	EDMONDSON	35.899	151	SMITH	28.912	4	13	EDMONDSON	1:04.807	1:04.905	0.098
5	25	SMITH	36.064	25	SMITH	28.929	5	25	SMITH	1:04.993	1:04.997	0.004
6	16	MAJOR	36.851	16	MAJOR	29.653	6	16	MAJOR	1:06.504	1:06.620	0.116
7	83	GIBSON	37.477	83	GIBSON	29.829	7	83	GIBSON	1:07.306	1:07.306	0.000
8	90	RAPA	37.485	88	PRINOS	29.911	8	90	RAPA	1:07.629	1:07.733	0.104
9	88	PRINOS	38.133	90	RAPA	30.144	9	88	PRINOS	1:08.044	1:08.044	0.000
10	123	GALLAGHER	38.254	186	RICHARDS	30.365	10	186	RICHARDS	1:08.667	1:09.013	0.346
11	3	BARRETT	38.285	123	GALLAGHER	30.634	11	123	GALLAGHER	1:08.888	1:09.568	0.680
12	186	RICHARDS	38.302	188	GILSON	30.764	12	3	BARRETT	1:09.081	1:09.367	0.286
13	188	GILSON	38.435	3	BARRETT	30.796	13	188	GILSON	1:09.199	1:09.199	0.000
14	10	BRUNSDON	39.507	70	ARTER	30.824	14	70	ARTER	1:10.380	1:10.629	0.249
15	70	ARTER	39.556	24	GODZISZ	32.337	15	10	BRUNSDON	1:12.016	1:12.181	0.165
16	91	NEAL	40.416	91	NEAL	32.456	16	91	NEAL	1:12.872	1:12.876	0.004
17	24	GODZISZ	40.748	10	BRUNSDON	32.509	17	24	GODZISZ	1:13.085	1:13.529	0.444
18				97	TAIG	32.618	18	97	TAIG			

BMCRC - MRO Championships 2023 - Rnd 2 @ Pembrey

BMCRC Formula 400 & INTA Motorcycles Blue Haze GP 2-Stroke

RACE 18 - STATISTICS

Competitors Started	18
Planned Start	2023-04-09 @ 15:30:00.000
Actual Start	2023-04-09 @ 15:09:06.614
Finish Time	2023-04-09 @ 15:20:02.213
Track Length	1.4560mi.
Total Laps	168
Total Distance Covered	244.6080mi.

Session Fastest Lap History

NO	CL	NAME	LAP TIME	TIME OF DAY	LAP	VEHICLE
2	M	Andy GILL	1:05.676	15:11:21.432	2	TBC
25	M	Haydon SMITH	1:05.152	15:11:21.529	2	Kawasaki ZXR400
25	M	Haydon SMITH	1:05.091	15:12:26.648	3	Kawasaki ZXR400
151	S	Nick SMITH	1:05.086	15:12:27.223	3	Kawasaki ZXR400
22	GP	Rik BALLERINI	1:04.923	15:12:27.336	3	Suzuki RG500
13	GP	Doug EDMONDSON	1:04.905	15:15:42.398	6	Yamaha TZR250
2	M	Andy GILL	1:04.767	15:16:47.007	7	TBC
22	GP	Rik BALLERINI	1:04.615	15:16:47.848	7	Suzuki RG500

Session Leader History

NO	CL	NAME	FROM LAP	LAPS LED	DISTANCE	VEHICLE
2	M	Andy GILL	1	10	14.56 miles	TBC

Flag History

TYPE	TIME OF DAY
GREEN	15:09:06.614
FINISH	15:20:02.213

Flag Statistics

TYPE	COUNT	TOTAL LAPS	TOTAL TIME
Green	1	10	12:24.696
Red	0	0	0.000
Safety Car	0	0	0.000
FCY	0	0	0.000

BMCRC - MRO Championships 2023 - Rnd 2 @ Pembrey

BMCRC Formula 400 & INTA Motorcycles Blue Haze GP 2-Stroke

RACE 18 - STATISTICS

CLASS : M

3 Starters

Fastest Lap History

NO	NAME	LAP TIME	TIME OF DAY	LAP	VEHICLE
2	Andy GILL	1:05.676	15:11:21.432	2	TBC
25	Haydon SMITH	1:05.152	15:11:21.529	2	Kawasaki ZXR400
25	Haydon SMITH	1:05.091	15:12:26.648	3	Kawasaki ZXR400
2	Andy GILL	1:04.960	15:15:42.241	6	TBC
2	Andy GILL	1:04.767	15:16:47.007	7	TBC
2	Andy GILL	1:04.757	15:18:56.732	9	TBC

Leader History

NO	NAME	FROM LAP	LAPS LED	DISTANCE	VEHICLE
2	Andy GILL	1	10	14.56 miles	TBC

BMCRC - MRO Championships 2023 - Rnd 2 @ Pembrey

BMCRC Formula 400 & INTA Motorcycles Blue Haze GP 2-Stroke

RACE 18 - STATISTICS

CLASS : S

9 Starters

Fastest Lap History

NO	NAME	LAP TIME	TIME OF DAY	LAP	VEHICLE
151	Nick SMITH	1:05.524	15:11:22.138	2	Kawasaki ZXR400
151	Nick SMITH	1:05.086	15:12:27.223	3	Kawasaki ZXR400
151	Nick SMITH	1:05.025	15:17:54.671	8	Kawasaki ZXR400

Leader History

NO	NAME	FROM LAP	LAPS LED	DISTANCE	VEHICLE
151	Nick SMITH	1	10	14.56 miles	Kawasaki ZXR400

BMCRC - MRO Championships 2023 - Rnd 2 @ Pembrey

BMCRC Formula 400 & INTA Motorcycles Blue Haze GP 2-Stroke

RACE 18 - STATISTICS

CLASS : S/R

1 Starters

Fastest Lap History

NO	NAME	LAP TIME	TIME OF DAY	LAP	VEHICLE
70	Mike ARTER	1:11.215	15:11:37.441	2	Kawasaki ZXR400L3
70	Mike ARTER	1:10.962	15:16:22.507	6	Kawasaki ZXR400L3
70	Mike ARTER	1:10.629	15:17:33.135	7	Kawasaki ZXR400L3

Leader History

NO	NAME	FROM LAP	LAPS LED	DISTANCE	VEHICLE
70	Mike ARTER	1	10	14.56 miles	Kawasaki ZXR400L3

BMCRC - MRO Championships 2023 - Rnd 2 @ Pembrey

BMCRC Formula 400 & INTA Motorcycles Blue Haze GP 2-Stroke

RACE 18 - STATISTICS

CLASS : GP

4 Starters

Fastest Lap History

NO	NAME	LAP TIME	TIME OF DAY	LAP	VEHICLE
13	Doug EDMONDSON	1:05.171	15:11:21.909	2	Yamaha TZR250
13	Doug EDMONDSON	1:05.095	15:12:27.005	3	Yamaha TZR250
22	Rik BALLERINI	1:04.923	15:12:27.336	3	Suzuki RG500
13	Doug EDMONDSON	1:04.905	15:15:42.398	6	Yamaha TZR250
22	Rik BALLERINI	1:04.615	15:16:47.848	7	Suzuki RG500

Leader History

NO	NAME	FROM LAP	LAPS LED	DISTANCE	VEHICLE
13	Doug EDMONDSON	1	10	14.56 miles	Yamaha TZR250

BMCRC - MRO Championships 2023 - Rnd 2 @ Pembrey

BMCRC Formula 400 & INTA Motorcycles Blue Haze GP 2-Stroke

RACE 18 - STATISTICS

CLASS : R

1 Starters

Fastest Lap History

NO	NAME	LAP TIME	TIME OF DAY	LAP	VEHICLE
123	Mark GALLAGHER	1:09.653	15:11:30.378	2	Honda RVF 400
123	Mark GALLAGHER	1:09.568	15:12:39.948	3	Honda RVF 400

Leader History

NO	NAME	FROM LAP	LAPS LED	DISTANCE	VEHICLE
123	Mark GALLAGHER	1	10	14.56 miles	Honda RVF 400



BMCRC F1 & F2 SIDECARS



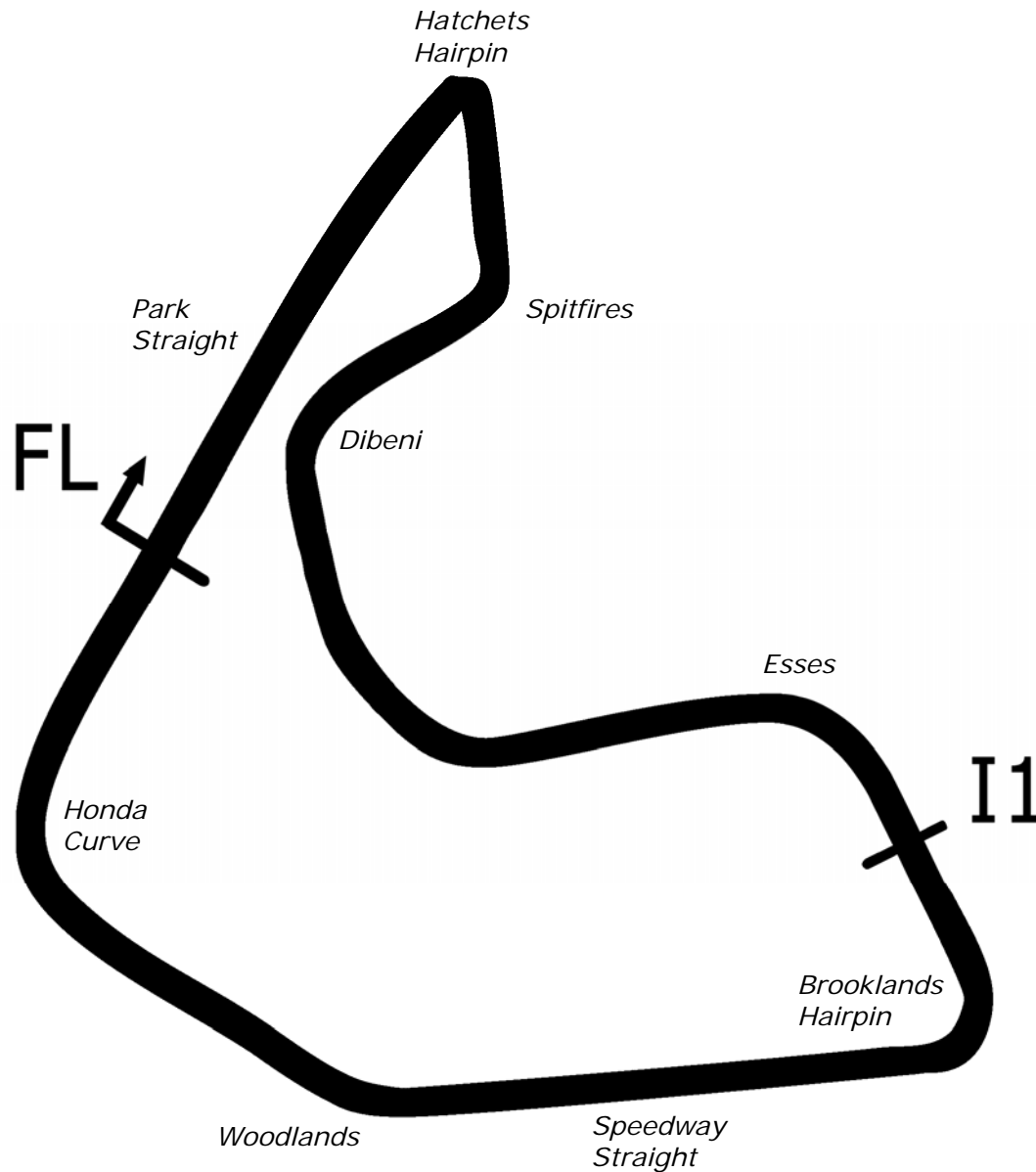
BMCRC-MRO Championships - Round 2
Pembrey
8th / 9th April 2023



Timing & Results Provided by Timing Solutions Ltd

www.tsl-timing.com

Pembrey National



Length	1.4560 miles	2343.2 m	
FL		51.70587 N	4.32386 W
I1	1223m	51.70430 N	4.31667 W
Pit Entry	2067m	51.70391 N	4.32452 W
Pit Exit	100m after FL	51.70664 N	4.32301 W
Pit Entry–Pit Exit	337m, 24.3s @50kph,	20.2s @60kph	

All results available at www.tsl-timing.com

BMCRC - MRO Championships 2023 - Rnd 2 @ Pembrey

BMCRC F1 & F2 Sidecars

QUALIFYING - CLASSIFICATION



POS	NO	CL	PIC NAME	ENTRY	TIME	ON	LAPS	GAP	DIFF	MPH
1	58	F1	1 KIRK / MASTERS	LCR YAMAHA -	1:02.008	8	11			84.53
2	77	F2	1 REEVES / WILKES	- Bonovo Action/ Rich Energy	1:02.139	9	10	0.131	0.131	84.35
3	4	F1	2 PEACH / EDWARDS	LCR - Lifesafety Motorsport	1:02.461	10	11	0.453	0.322	83.91
4	137	F2	2 KNIGHT / HUGHES	LCR HONDA -	1:02.585	4	5	0.577	0.124	83.75
5	11	F1	3 GILBERT / HILDIGE	Ryde 1000 - West Ewell fencing	1:03.207	3	6	1.199	0.622	82.92
6	71	F2	3 R. CROWE / C. CROWE	-	1:03.241	7	11	1.233	0.034	82.88
7	84	F1	4 S. LAIDLAW / J. LAIDLAW	Yamaha YAMAHA - Lfr	1:05.435	9	10	3.427	2.194	80.10
8	113	F2	4 HANDCOCK / BEVAN	Shelbourne - r j contracting	1:05.546	7	10	3.538	0.111	79.96
9	38	F1	5 MOSS / GEDDES	LCR YAMAHA - LifeSafety Motorsport - CharlieMossRa	1:05.560	8	8	3.552	0.014	79.95
10	7	F2	5 PEARSON / PARKER	LCR SUZUKI - ABS Racing	1:05.734	8	9	3.726	0.174	79.73
11	62	F1	6 WRIGHT / BAILEY	RYDE YAMAHA - Stainless Steel Designs Ltd.	1:05.809	5	5	3.801	0.075	79.64
12	37	F2	6 MORPHET / REILLY	LCR SUZUKI -	1:05.912	8	8	3.904	0.103	79.52
13	28	F2	7 KING / SIGSWORTH	Lumley Ireson - Townsend Motors	1:06.045	3	8	4.037	0.133	79.36
14	25	F1	7 MACLAURIN / HOPE	Ars1 YAMAHA - Amr	1:06.299	7	11	4.291	0.254	79.06
15	83	F2	8 BUCHANAN / EVANS	Lumley Ireson KAWASAKI - Bull Inn Racing	1:07.021	5	6	5.013	0.722	78.20
16	17	F2	9 THOMAS / COLE	Shelbourne HONDA - Team Walters And Thomas Side	1:08.529	3	4	6.521	1.508	76.48
17	138	F2	10 O'REILLY / GORDON	LCR SUZUKI -	1:09.456	5	10	7.448	0.927	75.46
18	41	F2	11 RILEY / JAMES	-	1:09.803	4	7	7.795	0.347	75.09

Weather / Track : Bright / Dry

These results are provisional until the conclusion of any judicial and technical matters.

Pembrey National: 1.4560 miles
Date: 08/04/2023 Start: 10:16 Finish: 10:29

Clerk Of Course :

Stewards :

Timekeeper : Sarah Evans

Results can be found at www.tsl-timing.com

Printed - 10:36 Saturday, 08 April 2023



BMCRC - MRO Championships 2023 - Rnd 2 @ Pembrey

BMCRC F1 & F2 Sidecars

QUALIFYING - SECTOR ANALYSIS



SECTOR 1 = FL to I1, SECTOR 2 = I1 to FL, DIFF = Difference To Personal Best Lap, P = Crossed Finish Line in Pit Lane, D = Time Disallowed

P1 58 F1		KIRK / MASTERS		LCR YAMAHA -			
IDEAL LAP TIME : 1:02.008		BEST LAP TIME : 1:02.008		DIFFERENCE : 0.000			
LAP	SECTOR 1	SECTOR 2	LAP TIME	MPH	DIFF	TIME OF DAY	
1 -	38.715	29.858	1:08.573	76.43	6.565	10:19:06.207	
2 -	35.871	28.148	1:04.019	81.87	2.011	10:20:10.226	
3 -	36.244	28.252	1:04.496	81.27	2.488	10:21:14.722	
4 -	35.736	28.667	1:04.403	81.38	2.395	10:22:19.125	
5 -	34.484	27.874	1:02.358 (2)	84.05	0.350	10:23:21.483	
6 -	35.269	28.126	1:03.395	82.68	1.387	10:24:24.878	
7 -	36.939	28.460	1:05.399	80.14	3.391	10:25:30.277	
8 -	34.261	27.747	1:02.008 (1)	84.53		10:26:32.285	
9 -	36.677	28.836	1:05.513	80.00	3.505	10:27:37.798	
10 -	34.619	27.945	1:02.564 (3)	83.77	0.556	10:28:40.362	
11 -	35.733	29.936	1:05.669	79.81	3.661	10:29:46.031	

P2 77 F2		REEVES / WILKES		- Bonovo Action/ Rich Energy			
IDEAL LAP TIME : 1:01.885		BEST LAP TIME : 1:02.139		DIFFERENCE : 0.254			
LAP	SECTOR 1	SECTOR 2	LAP TIME	MPH	DIFF	TIME OF DAY	
1 -	36.316	28.136	1:04.452	81.32	2.313	10:18:48.282	
2 -	35.156	28.097	1:03.253	82.86	1.114	10:19:51.535	
3 -	34.976	28.034	1:03.010	83.18	0.871	10:20:54.545	
4 -	34.715	27.738	1:02.453	83.92	0.314	10:21:56.998	
5 -	34.736	27.861	1:02.597	83.73	0.458	10:22:59.595	
6 -	40.747	IN PIT	2:28.336 P	35.33	1:26.197	10:25:27.931	
7 -		27.603	1:09.617	75.29	7.478	10:26:37.548	
8 -	34.930	27.495	1:02.425 (3)	83.96	0.286	10:27:39.973	
9 -	34.546	27.593	1:02.139 (1)	84.35		10:28:42.112	
10 -	34.390	27.903	1:02.293 (2)	84.14	0.154	10:29:44.405	

P3 4 F1		PEACH / EDWARDS		LCR - Lifesafety Motorsport			
IDEAL LAP TIME : 1:02.461		BEST LAP TIME : 1:02.461		DIFFERENCE : 0.000			
LAP	SECTOR 1	SECTOR 2	LAP TIME	MPH	DIFF	TIME OF DAY	
1 -	36.923	28.974	1:05.897	79.54	3.436	10:18:49.521	
2 -	35.318	28.279	1:03.597	82.41	1.136	10:19:53.118	
3 -	34.578	28.459	1:03.037 (3)	83.15	0.576	10:20:56.155	
4 -	34.869	29.577	1:04.446	81.33	1.985	10:22:00.601	
5 -	36.384	29.588	1:05.972	79.45	3.511	10:23:06.573	
6 -	34.281	30.701	1:04.982	80.66	2.521	10:24:11.555	
7 -	34.541	28.327	1:02.868 (2)	83.37	0.407	10:25:14.423	
8 -	35.708	29.943	1:05.651	79.84	3.190	10:26:20.074	
9 -	35.880	30.014	1:05.894	79.54	3.433	10:27:25.968	
10 -	34.193	28.268	1:02.461 (1)	83.91		10:28:28.429	
11 -	35.439	30.305	1:05.744	79.72	3.283	10:29:34.173	

P4 137 F2		KNIGHT / HUGHES		LCR HONDA -			
IDEAL LAP TIME : 1:02.585		BEST LAP TIME : 1:02.585		DIFFERENCE : 0.000			
LAP	SECTOR 1	SECTOR 2	LAP TIME	MPH	DIFF	TIME OF DAY	
1 -	37.968	29.159	1:07.127 (2)	78.08	4.542	10:19:28.645	
2 -	36.736	IN PIT	1:18.712 P	66.59	16.127	10:20:47.357	
3 -		27.912	1:11.405 (3)	73.40	8.820	10:21:58.762	
4 -	35.108	27.477	1:02.585 (1)	83.75		10:23:01.347	
5 -	37.686	34.234	1:11.920	72.88	9.335	10:24:13.267	

BMCRC - MRO Championships 2023 - Rnd 2 @ Pembrey

BMCRC F1 & F2 Sidecars

QUALIFYING - SECTOR ANALYSIS



SECTOR 1 = FL to I1, SECTOR 2 = I1 to FL, DIFF = Difference To Personal Best Lap, P = Crossed Finish Line in Pit Lane, D = Time Disallowed

P5		11 F1		GILBERT / HILDIGE		Ryde 1000 - West Ewell fencing	
IDEAL LAP TIME : 1:02.785		BEST LAP TIME : 1:03.207		DIFFERENCE : 0.422			
LAP	SECTOR 1	SECTOR 2	LAP TIME	MPH	DIFF	TIME OF DAY	
1 -	37.471	28.139	1:05.610	79.89	2.403	10:19:19.990	
2 -	36.674	27.404	1:04.078	81.80	0.871	10:20:24.068	
3 -	35.502	27.705	1:03.207 (1)	82.92		10:21:27.275	
4 -	35.381	28.033	1:03.414 (2)	82.65	0.207	10:22:30.689	
5 -	35.698	27.910	1:03.608 (3)	82.40	0.401	10:23:34.297	
6 -	36.286	27.721	1:04.007	81.89	0.800	10:24:38.304	

P6		71 F2		R. CROWE / C. CROWE		-	
IDEAL LAP TIME : 1:02.701		BEST LAP TIME : 1:03.241		DIFFERENCE : 0.540			
LAP	SECTOR 1	SECTOR 2	LAP TIME	MPH	DIFF	TIME OF DAY	
1 -	37.003	29.744	1:06.747	78.52	3.506	10:19:01.250	
2 -	36.712	28.225	1:04.937	80.71	1.696	10:20:06.187	
3 -	35.498	28.574	1:04.072	81.80	0.831	10:21:10.259	
4 -	34.792	28.567	1:03.359 (2)	82.72	0.118	10:22:13.618	
5 -	35.427	28.174	1:03.601	82.41	0.360	10:23:17.219	
6 -	34.861	28.860	1:03.721	82.25	0.480	10:24:20.940	
7 -	34.527	28.714	1:03.241 (1)	82.88		10:25:24.181	
8 -	35.277	28.448	1:03.725	82.25	0.484	10:26:27.906	
9 -	35.516	28.397	1:03.913	82.01	0.672	10:27:31.819	
10 -	35.272	29.233	1:04.505	81.25	1.264	10:28:36.324	
11 -	34.938	28.613	1:03.551 (3)	82.47	0.310	10:29:39.875	

P7		84 F1		S. LAIDLAW / J. LAIDLAW		Yamaha YAMAHA - Lfr	
IDEAL LAP TIME :		BEST LAP TIME : 1:05.435		DIFFERENCE :			
LAP	SECTOR 1	SECTOR 2	LAP TIME	MPH	DIFF	TIME OF DAY	
1 -			1:11.693	73.11	6.258	10:19:25.809	
2 -			1:09.452	75.47	4.017	10:20:35.261	
3 -			1:08.511	76.50	3.076	10:21:43.772	
4 -			1:06.992	78.24	1.557	10:22:50.764	
5 -		IN PIT	1:23.401 P	62.84	17.966	10:24:14.165	
6 -			1:21.075	64.65	15.640	10:25:35.240	
7 -			1:07.641	77.49	2.206	10:26:42.881	
8 -			1:06.595 (3)	78.70	1.160	10:27:49.476	
9 -			1:05.435 (1)	80.10		10:28:54.911	
10 -			1:05.571 (2)	79.93	0.136	10:30:00.482	

P8		113 F2		HANDCOCK / BEVAN		Shelbourne - r j contracting	
IDEAL LAP TIME : 1:05.223		BEST LAP TIME : 1:05.546		DIFFERENCE : 0.323			
LAP	SECTOR 1	SECTOR 2	LAP TIME	MPH	DIFF	TIME OF DAY	
1 -	41.808	32.069	1:13.877	70.95	8.331	10:19:23.034	
2 -	39.361	31.032	1:10.393	74.46	4.847	10:20:33.427	
3 -	39.062	30.727	1:09.789	75.10	4.243	10:21:43.216	
4 -	37.377	28.999	1:06.376	78.96	0.830	10:22:49.592	
5 -	39.149	30.092	1:09.241	75.70	3.695	10:23:58.833	
6 -	37.452	29.227	1:06.679	78.60	1.133	10:25:05.512	
7 -	36.262	29.284	1:05.546 (1)	79.96		10:26:11.058	
8 -	36.224	29.389	1:05.613 (2)	79.88	0.067	10:27:16.671	
9 -	36.923	29.319	1:06.242 (3)	79.12	0.696	10:28:22.913	
10 -	37.380	29.273	1:06.653	78.64	1.107	10:29:29.566	

BMCRC - MRO Championships 2023 - Rnd 2 @ Pembrey

BMCRC F1 & F2 Sidecars

QUALIFYING - SECTOR ANALYSIS



SECTOR 1 = FL to I1, SECTOR 2 = I1 to FL, DIFF = Difference To Personal Best Lap, P = Crossed Finish Line in Pit Lane, D = Time Disallowed

P9 38 F1 MOSS / GEDDES			LCR YAMAHA - LifeSafety Motorsport - CharlieMossRacing			
IDEAL LAP TIME : 1:05.560		BEST LAP TIME : 1:05.560		DIFFERENCE : 0.000		
LAP	SECTOR 1	SECTOR 2	LAP TIME	MPH	DIFF	TIME OF DAY
1 -	37.689	30.010	1:07.699	77.42	2.139	10:18:53.621
2 -	36.983	29.422	1:06.405	78.93	0.845	10:20:00.026
3 -	37.036	29.423	1:06.459	78.86	0.899	10:21:06.485
4 -	36.669	29.277	1:05.946 (3)	79.48	0.386	10:22:12.431
5 -	37.205	29.281	1:06.486	78.83	0.926	10:23:18.917
6 -	36.445	29.281	1:05.726 (2)	79.74	0.166	10:24:24.643
7 -	36.864	29.663	1:06.527	78.78	0.967	10:25:31.170
8 -	36.445	29.115	1:05.560 (1)	79.95		10:26:36.730

P10 7 F2 PEARSON / PARKER			LCR SUZUKI - ABS Racing			
IDEAL LAP TIME : 1:05.734		BEST LAP TIME : 1:05.734		DIFFERENCE : 0.000		
LAP	SECTOR 1	SECTOR 2	LAP TIME	MPH	DIFF	TIME OF DAY
1 -	42.375	32.254	1:14.629	70.23	8.895	10:19:22.972
2 -	39.132	30.845	1:09.977	74.90	4.243	10:20:32.949
3 -	38.950	31.781	1:10.731	74.10	4.997	10:21:43.680
4 -	40.379	30.520	1:10.899	73.93	5.165	10:22:54.579
5 -	36.957	29.343	1:06.300 (2)	79.05	0.566	10:24:00.879
6 -	37.124	29.515	1:06.639 (3)	78.65	0.905	10:25:07.518
7 -	37.757	29.479	1:07.236	77.95	1.502	10:26:14.754
8 -	36.475	29.259	1:05.734 (1)	79.73		10:27:20.488
9 -	37.392	29.955	1:07.347	77.82	1.613	10:28:27.835

P11 62 F1 WRIGHT / BAILEY			RYDE YAMAHA - Stainless Steel Designs Ltd.			
IDEAL LAP TIME : 1:05.446		BEST LAP TIME : 1:05.809		DIFFERENCE : 0.363		
LAP	SECTOR 1	SECTOR 2	LAP TIME	MPH	DIFF	TIME OF DAY
1 -	38.885	29.423	1:08.308	76.73	2.499	10:18:57.952
2 -	38.824	29.050	1:07.874	77.22	2.065	10:20:05.826
3 -	37.719	28.820	1:06.539 (2)	78.77	0.730	10:21:12.365
4 -	37.901	29.785	1:07.686 (3)	77.43	1.877	10:22:20.051
5 -	36.626	29.183	1:05.809 (1)	79.64		10:23:25.860

P12 37 F2 MORPHET / REILLY			LCR SUZUKI -			
IDEAL LAP TIME : 1:05.858		BEST LAP TIME : 1:05.912		DIFFERENCE : 0.054		
LAP	SECTOR 1	SECTOR 2	LAP TIME	MPH	DIFF	TIME OF DAY
1 -	38.742	30.105	1:08.847	76.13	2.935	10:19:17.342
2 -	39.020	29.880	1:08.900	76.07	2.988	10:20:26.242
3 -	37.155	29.489	1:06.644	78.65	0.732	10:21:32.886
4 -	37.171	29.522	1:06.693	78.59	0.781	10:22:39.579
5 -	37.247	29.206	1:06.453 (3)	78.87	0.541	10:23:46.032
6 -	37.357	29.383	1:06.740	78.53	0.828	10:24:52.772
7 -	36.825	29.411	1:06.236 (2)	79.13	0.324	10:25:59.008
8 -	36.652	29.260	1:05.912 (1)	79.52		10:27:04.920

P13 28 F2 KING / SIGSWORTH			Lumley Ireson - Townsend Motors			
IDEAL LAP TIME : 1:05.672		BEST LAP TIME : 1:06.045		DIFFERENCE : 0.373		
LAP	SECTOR 1	SECTOR 2	LAP TIME	MPH	DIFF	TIME OF DAY
1 -	39.387	30.139	1:09.526	75.39	3.481	10:19:23.945
2 -	39.376	30.463	1:09.839	75.05	3.794	10:20:33.784
3 -	37.045	29.000	1:06.045 (1)	79.36		10:21:39.829
4 -	38.423	30.138	1:08.561	76.45	2.516	10:22:48.390
5 -	37.855	28.819	1:06.674 (3)	78.61	0.629	10:23:55.064
6 -	37.912	28.627	1:06.539 (2)	78.77	0.494	10:25:01.603
7 -	37.498	29.931	1:07.429	77.73	1.384	10:26:09.032
8 -	37.619	29.269	1:06.888	78.36	0.843	10:27:15.920

BMCRC - MRO Championships 2023 - Rnd 2 @ Pembrey

BMCRC F1 & F2 Sidecars

QUALIFYING - SECTOR ANALYSIS



SECTOR 1 = FL to I1, SECTOR 2 = I1 to FL, DIFF = Difference To Personal Best Lap, P = Crossed Finish Line in Pit Lane, D = Time Disallowed

P14 25 F1 MACLAURIN / HOPE			Ars1 YAMAHA - Amr			
IDEAL LAP TIME : 1:05.987		BEST LAP TIME : 1:06.299		DIFFERENCE : 0.312		
LAP	SECTOR 1	SECTOR 2	LAP TIME	MPH	DIFF	TIME OF DAY
1 -	40.439	30.181	1:10.620	74.22	4.321	10:19:10.949
2 -	38.729	30.168	1:08.897	76.07	2.598	10:20:19.846
3 -	37.245	29.718	1:06.963	78.27	0.664	10:21:26.809
4 -	37.327	29.771	1:07.098	78.11	0.799	10:22:33.907
5 -	38.097	29.893	1:07.990	77.09	1.691	10:23:41.897
6 -	37.835	30.347	1:08.182	76.87	1.883	10:24:50.079
7 -	37.028	29.271	1:06.299 (1)	79.06		10:25:56.378
8 -	36.962	29.615	1:06.577 (3)	78.72	0.278	10:27:02.955
9 -	36.716	29.735	1:06.451 (2)	78.87	0.152	10:28:09.406
10 -	37.009	30.105	1:07.114	78.09	0.815	10:29:16.520
11 -	37.120	29.887	1:07.007	78.22	0.708	10:30:23.527

P15 83 F2 BUCHANAN / EVANS			Lumley Ireson KAWASAKI - Bull Inn Racing			
IDEAL LAP TIME : 1:06.786		BEST LAP TIME : 1:07.021		DIFFERENCE : 0.235		
LAP	SECTOR 1	SECTOR 2	LAP TIME	MPH	DIFF	TIME OF DAY
1 -	41.639	31.941	1:13.580	71.23	6.559	10:19:23.424
2 -	39.549	30.665	1:10.214	74.65	3.193	10:20:33.638
3 -	38.527	29.814	1:08.341 (3)	76.69	1.320	10:21:41.979
4 -	37.684	29.351	1:07.035 (2)	78.19	0.014	10:22:49.014
5 -	37.919	29.102	1:07.021 (1)	78.20		10:23:56.035
6 -	38.216	31.349	1:09.565	75.34	2.544	10:25:05.600

P16 17 F2 THOMAS / COLE			Shelbourne HONDA - Team Walters And Thomas Sidecar racin			
IDEAL LAP TIME : 1:07.845		BEST LAP TIME : 1:08.529		DIFFERENCE : 0.684		
LAP	SECTOR 1	SECTOR 2	LAP TIME	MPH	DIFF	TIME OF DAY
1 -	40.175	30.269	1:10.444 (3)	74.40	1.915	10:18:59.429
2 -	39.254	30.040	1:09.294 (2)	75.64	0.765	10:20:08.723
3 -	37.995	30.534	1:08.529 (1)	76.48		10:21:17.252
4 -	37.805	33.435	1:11.240	73.57	2.711	10:22:28.492

P17 138 F2 O'REILLY / GORDON			LCR SUZUKI -			
IDEAL LAP TIME : 1:08.680		BEST LAP TIME : 1:09.456		DIFFERENCE : 0.776		
LAP	SECTOR 1	SECTOR 2	LAP TIME	MPH	DIFF	TIME OF DAY
1 -	41.767	31.932	1:13.699	71.12	4.243	10:19:15.921
2 -	40.240	31.277	1:11.517	73.29	2.061	10:20:27.438
3 -	39.838	30.949	1:10.787	74.04	1.331	10:21:38.225
4 -	39.076	30.794	1:09.870	75.01	0.414	10:22:48.095
5 -	39.709	29.747	1:09.456 (1)	75.46		10:23:57.551
6 -	39.663	29.823	1:09.486 (2)	75.43	0.030	10:25:07.037
7 -	39.692	30.507	1:10.199	74.66	0.743	10:26:17.236
8 -	39.324	30.227	1:09.551 (3)	75.36	0.095	10:27:26.787
9 -	38.933	30.748	1:09.681	75.22	0.225	10:28:36.468
10 -	39.011	31.055	1:10.066	74.80	0.610	10:29:46.534

P18 41 F2 RILEY / JAMES			-			
IDEAL LAP TIME : 1:09.366		BEST LAP TIME : 1:09.803		DIFFERENCE : 0.437		
LAP	SECTOR 1	SECTOR 2	LAP TIME	MPH	DIFF	TIME OF DAY
1 -	40.873	31.719	1:12.592	72.20	2.789	10:19:18.261
2 -	39.699	30.469	1:10.168 (3)	74.70	0.365	10:20:28.429
3 -	39.123	30.944	1:10.067 (2)	74.80	0.264	10:21:38.496
4 -	39.298	30.505	1:09.803 (1)	75.09		10:22:48.299
5 -	40.116	30.823	1:10.939	73.88	1.136	10:23:59.238
6 -	41.260	30.243	1:11.503	73.30	1.700	10:25:10.741
7 -	39.683	31.122	1:10.805	74.02	1.002	10:26:21.546

BMCRC - MRO Championships 2023 - Rnd 2 @ Pembrey

BMCRC F1 & F2 Sidecars

QUALIFYING - BEST SECTORS

SECTOR 1			SECTOR 2			IDEAL / BEST COMPARISON						
POS	NO	NAME	TIME	NO	NAME	TIME	POS	NO	NAME	IDEAL	BEST	DIFF
									PERFECT LAP	1:01.597		
1	4	PEACH / EDWARDS	34.193	11	GILBERT / HILDIGE	27.404	1	77	REEVES / WILKES	1:01.885	1:02.139	0.254
2	58	KIRK / MASTERS	34.261	137	KNIGHT / HUGHES	27.477	2	58	KIRK / MASTERS	1:02.008	1:02.008	0.000
3	77	REEVES / WILKES	34.390	77	REEVES / WILKES	27.495	3	4	PEACH / EDWARDS	1:02.461	1:02.461	0.000
4	71	R. CROWE / C. CROWE	34.527	58	KIRK / MASTERS	27.747	4	137	KNIGHT / HUGHES	1:02.585	1:02.585	0.000
5	137	KNIGHT / HUGHES	35.108	71	R. CROWE / C. CROWE	28.174	5	71	R. CROWE / C. CROWE	1:02.701	1:03.241	0.540
6	11	GILBERT / HILDIGE	35.381	4	PEACH / EDWARDS	28.268	6	11	GILBERT / HILDIGE	1:02.785	1:03.207	0.422
7	113	HANDCOCK / BEVAN	36.224	28	KING / SIGSWORTH	28.627	7	113	HANDCOCK / BEVAN	1:05.223	1:05.546	0.323
8	38	MOSS / GEDDES	36.445	62	WRIGHT / BAILEY	28.820	8	62	WRIGHT / BAILEY	1:05.446	1:05.809	0.363
9	7	PEARSON / PARKER	36.475	113	HANDCOCK / BEVAN	28.999	9	38	MOSS / GEDDES	1:05.560	1:05.560	0.000
10	62	WRIGHT / BAILEY	36.626	83	BUCHANAN / EVANS	29.102	10	28	KING / SIGSWORTH	1:05.672	1:06.045	0.373
11	37	MORPHET / REILLY	36.652	38	MOSS / GEDDES	29.115	11	7	PEARSON / PARKER	1:05.734	1:05.734	0.000
12	25	MACLAURIN / HOPE	36.716	37	MORPHET / REILLY	29.206	12	37	MORPHET / REILLY	1:05.858	1:05.912	0.054
13	28	KING / SIGSWORTH	37.045	7	PEARSON / PARKER	29.259	13	25	MACLAURIN / HOPE	1:05.987	1:06.299	0.312
14	83	BUCHANAN / EVANS	37.684	25	MACLAURIN / HOPE	29.271	14	83	BUCHANAN / EVANS	1:06.786	1:07.021	0.235
15	17	THOMAS / COLE	37.805	138	O'REILLY / GORDON	29.747	15	17	THOMAS / COLE	1:07.845	1:08.529	0.684
16	138	O'REILLY / GORDON	38.933	17	THOMAS / COLE	30.040	16	138	O'REILLY / GORDON	1:08.680	1:09.456	0.776
17	41	RILEY / JAMES	39.123	41	RILEY / JAMES	30.243	17	41	RILEY / JAMES	1:09.366	1:09.803	0.437
18							18	84	S. LAIDLAW / J. LAID		1:05.435	

BMCRC - MRO Championships 2023 - Rnd 2 @ Pembrey

BMCRC F1 & F2 Sidecars

QUALIFYING - STATISTICS

Competitors Started	18
Planned Start	2023-04-08 @ 10:25:00.000
Actual Start	2023-04-08 @ 10:16:48.803
Finish Time	2023-04-08 @ 10:29:27.812
Track Length	1.4560mi.
Total Laps	150
Total Distance Covered	218.4000mi.

Session Fastest Lap History

NO	CL	NAME	LAP TIME	TIME OF DAY	LAP	VEHICLE
77	F2	REEVES / WILKES	1:04.452	10:18:48.298	1	
77	F2	REEVES / WILKES	1:03.253	10:19:51.552	2	
77	F2	REEVES / WILKES	1:03.010	10:20:54.561	3	
77	F2	REEVES / WILKES	1:02.453	10:21:57.015	4	
58	F1	KIRK / MASTERS	1:02.358	10:23:21.496	5	LCR YAMAHA
58	F1	KIRK / MASTERS	1:02.008	10:26:32.298	8	LCR YAMAHA

Flag History

TYPE	TIME OF DAY
GREEN	10:16:48.803
FINISH	10:29:27.812

Flag Statistics

TYPE	COUNT	TOTAL LAPS	TOTAL TIME
Green	1	11	13:49.089
Red	0	0	0.000
Safety Car	0	0	0.000
FCY	0	0	0.000

BMCRC - MRO Championships 2023 - Rnd 2 @ Pembrey

BMCRC F1 & F2 Sidecars

QUALIFYING - STATISTICS

CLASS : F1

7 Starters

Fastest Lap History

NO	NAME	LAP TIME	TIME OF DAY	LAP	VEHICLE
4	PEACH / EDWARDS	1:05.897	10:18:49.536	1	LCR
11	GILBERT / HILDIGE	1:05.610	10:19:20.013	1	Ryde 1000
4	PEACH / EDWARDS	1:03.597	10:19:53.132	2	LCR
4	PEACH / EDWARDS	1:03.037	10:20:56.170	3	LCR
58	KIRK / MASTERS	1:02.358	10:23:21.496	5	LCR YAMAHA
58	KIRK / MASTERS	1:02.008	10:26:32.298	8	LCR YAMAHA

BMCRC - MRO Championships 2023 - Rnd 2 @ Pembrey

BMCRC F1 & F2 Sidecars

QUALIFYING - STATISTICS

CLASS : F2

11 Starters

Fastest Lap History

NO	NAME	LAP TIME	TIME OF DAY	LAP	VEHICLE
77	REEVES / WILKES	1:04.452	10:18:48.298	1	
77	REEVES / WILKES	1:03.253	10:19:51.552	2	
77	REEVES / WILKES	1:03.010	10:20:54.561	3	
77	REEVES / WILKES	1:02.453	10:21:57.015	4	
77	REEVES / WILKES	1:02.425	10:27:39.990	8	
77	REEVES / WILKES	1:02.139	10:28:42.128	9	

BMCRC - MRO Championships 2023 - Rnd 2 @ Pembrey

BMCRC F1 & F2 Sidecars

RACE 6 - GRID (8 Laps)



ROW 9	18	41	RILEY / JAMES	1:09.803	17	138	O'REILLY / GORDON	1:09.456
ROW 8	16	17	THOMAS / COLE	1:08.529	15	83	BUCHANAN / EVANS	1:07.021
ROW 7	14	25	MACLAURIN / HOPE	1:06.299	13	28	KING / SIGSWORTH	1:06.045
ROW 6	12	37	MORPHET / REILLY	1:05.912	11	62	WRIGHT / BAILEY	1:05.809
ROW 5	10	7	PEARSON / PARKER	1:05.734	9	38	MOSS / GEDDES	1:05.560
ROW 4	8	113	HANDCOCK / BEVAN	1:05.546	7	84	S. LAIDLAW / J. LAIDLAW	1:05.435
ROW 3	6	71	R. CROWE / C. CROWE	1:03.241	5	11	GILBERT / HILDIGE	1:03.207
ROW 2	4	137	KNIGHT / HUGHES	1:02.585	3	4	PEACH / EDWARDS	1:02.461
ROW 1	2	77	REEVES / WILKES	1:02.139	1	58	KIRK / MASTERS	1:02.008
Pole								

Pembrey National: 1.4560 miles

These results are provisional until the conclusion of any judicial and technical matters.

Clerk Of Course :

Stewards :

Timekeeper : Sarah Evans

Results can be found at www.tsl-timing.com

Printed - 10:38 Saturday, 08 April 2023



BMCRC - MRO Championships 2023 - Rnd 2 @ Pembrey

BMCRC F1 & F2 Sidecars

RACE 6 - CLASSIFICATION



POS	NO	CL	PIC NAME	ENTRY	LAPS	TIME	GAP	DIFF	MPH	BEST	ON
1	77	F2	1 REEVES / WILKES	- Bonovo Action/ Rich Energy	8	8:24.583			83.10	1:02.212	8
2	58	F1	1 KIRK / MASTERS	LCR YAMAHA -	8	8:28.799	4.216	4.216	82.41	1:02.152	4
3	11	F1	2 GILBERT / HILDIGE	Ryde 1000 - West Ewell fencing	8	8:36.158	11.575	7.359	81.24	1:02.854	5
4	137	F2	2 KNIGHT / HUGHES	LCR HONDA -	8	8:36.798	12.215	0.640	81.13	1:02.909	4
5	4	F1	3 PEACH / EDWARDS	LCR - Lifesafety Motorsport	8	8:37.405	12.822	0.607	81.04	1:03.235	5
6	84	F1	4 S. LAIDLAW / J. LAIDLAW	Yamaha YAMAHA - Lfr	8	8:51.054	26.471	13.649	78.96	1:05.005	5
7	38	F1	5 MOSS / GEDDES	LCR YAMAHA - LifeSafety Motorsport - CharlieMoss	8	8:59.517	34.934	8.463	77.72	1:05.472	8
8	28	F2	3 KING / SIGSWORTH	Lumley Ireson - Townsend Motors	8	9:00.116	35.533	0.599	77.63	1:06.082	3
9	37	F2	4 MORPHET / REILLY	LCR SUZUKI -	8	9:00.977	36.394	0.861	77.51	1:05.996	7
10	113	F2	5 HANDCOCK / BEVAN	Shelbourne - r j contracting	8	9:01.655	37.072	0.678	77.41	1:06.071	4
11	25	F1	6 MACLAURIN / HOPE	Ars1 YAMAHA - Amr	8	9:01.832	37.249	0.177	77.39	1:06.231	8
12	83	F2	6 BUCHANAN / EVANS	Lumley Ireson KAWASAKI - Bull Inn Racing	8	9:07.863	43.280	6.031	76.53	1:06.494	8
13	41	F2	7 RILEY / JAMES	-	8	9:08.096	43.513	0.233	76.50	1:06.864	8
14	138	F2	8 O'REILLY / GORDON	LCR SUZUKI -	8	9:10.907	46.324	2.811	76.11	1:07.164	4

NOT CLASSIFIED

DNF	71	F2	R. CROWE / C. CROWE	-	1	1:09.310	7 Laps	7 Laps	75.62		
DNF	7	F2	PEARSON / PARKER	LCR SUZUKI - ABS Racing	0						
DNF	62	F1	WRIGHT / BAILEY	RYDE YAMAHA - Stainless Steel Designs Ltd.	0						

NOT STARTED

NS	17	F2	THOMAS / COLE	Shelbourne HONDA - Team Walters And Thomas S							
----	----	----	---------------	--	--	--	--	--	--	--	--

FASTEST LAP

58	F1	KIRK / MASTERS	LCR YAMAHA -	4	1:02.152	84.33 mph	135.72 kph
77	F2	REEVES / WILKES	- Bonovo Action/ Rich Energy	8	1:02.212	84.25 mph	135.59 kph

Class F2 - 92.5% of Race Speed = 76.86 mph

Class F1 - 92.5% of Race Speed = 76.22 mph

Weather / Track : Bright / Dry

These results are provisional until the conclusion of any judicial and technical matters.

Race Distance: 8 Laps / 11.64 miles

Pembrey National: 1.4560 miles

Date: 08/04/2023 Start: 13:56 Finish: 14:04

Clerk Of Course :	Stewards :	Timekeeper : Sarah Evans
-------------------	------------	--------------------------

Results can be found at www.tsl-timing.com

Printed - 14:06 Saturday, 08 April 2023



BMCRC - MRO Championships 2023 - Rnd 2 @ Pembrey

BMCRC F1 & F2 Sidecars

RACE 6 - LAP CHART

LAP 1 @ 13:57:32.311

NO	BEHIND	LAP TIME
77		1:07.925
11	0.416	1:08.341
137	1.244	1:09.169
71	1.385	1:09.310
58	1.859	1:09.784
4	3.324	1:11.249
84	4.278	1:12.203
28	5.433	1:13.358
38	5.860	1:13.785
113	6.350	1:14.275
37	6.713	1:14.638
25	7.132	1:15.057
83	7.898	1:15.823
41	8.450	1:16.375
138	9.377	1:17.302

LAP 2 @ 13:58:34.639

NO	BEHIND	LAP TIME
77		1:02.328
58	2.983	1:03.452
11	3.915	1:05.827
137	4.074	1:05.158
4	4.485	1:03.489
84	7.382	1:05.432
28	11.073	1:07.968
38	11.449	1:07.917
37	11.629	1:07.244
113	11.827	1:07.805
25	12.668	1:07.864
83	12.932	1:07.362
41	13.190	1:07.068
138	15.523	1:08.474

LAP 3 @ 13:59:37.062

NO	BEHIND	LAP TIME
77		1:02.423
58	3.006	1:02.446
137	4.904	1:03.253
11	5.778	1:04.286
4	6.561	1:04.499
84	10.006	1:05.047
28	14.732	1:06.082
38	15.697	1:06.671
113	16.406	1:07.002
37	16.667	1:07.461
25	17.029	1:06.784
41	18.135	1:07.368
83	18.302	1:07.793
138	20.470	1:07.370

LAP 4 @ 14:00:39.614

NO	BEHIND	LAP TIME
77		1:02.552
58	2.606	1:02.152
137	5.261	1:02.909
11	7.661	1:04.435
4	8.287	1:04.278
84	12.923	1:05.469
28	18.588	1:06.408
38	19.563	1:06.418
113	19.925	1:06.071

37	20.457	1:06.342
25	20.786	1:06.309
83	22.554	1:06.804
41	22.819	1:07.236
138	25.082	1:07.164

LAP 5 @ 14:01:41.968

NO	BEHIND	LAP TIME
77		1:02.354
58	2.796	1:02.544
137	7.408	1:04.501
11	8.161	1:02.854
4	9.168	1:03.235
84	15.574	1:05.005
28	22.464	1:06.230
38	23.429	1:06.220
113	23.729	1:06.158
37	24.220	1:06.117
25	24.803	1:06.371
41	28.214	1:07.749
83	29.371	1:09.171
138	30.151	1:07.423

LAP 6 @ 14:02:44.380

NO	BEHIND	LAP TIME
77		1:02.412
58	3.309	1:02.925
137	8.730	1:03.734
11	9.148	1:03.399
4	10.269	1:03.513
84	19.411	1:06.249
28	26.408	1:06.356
38	27.500	1:06.483
113	28.179	1:06.862
37	28.313	1:06.505
25	28.880	1:06.489
41	34.044	1:08.242
83	34.457	1:07.498
138	35.537	1:07.798

LAP 7 @ 14:03:46.757

NO	BEHIND	LAP TIME
77		1:02.377
58	3.751	1:02.819
137	10.395	1:04.042
11	10.573	1:03.802
4	11.333	1:03.441
84	23.130	1:06.096
28	31.432	1:07.401
38	31.674	1:06.551
37	31.932	1:05.996
113	32.662	1:06.860
25	33.230	1:06.727
41	38.861	1:07.194
83	38.998	1:06.918
138	40.565	1:07.405

LAP 8 @ 14:04:48.969

NO	BEHIND	LAP TIME
77		1:02.212
58	4.216	1:02.677
11	11.575	1:03.214
137	12.215	1:04.032

4	12.822	1:03.701
84	26.471	1:05.553
38	34.934	1:05.472
28	35.533	1:06.313
37	36.394	1:06.674
113	37.072	1:06.622
25	37.249	1:06.231
83	43.280	1:06.494
41	43.513	1:06.864
138	46.324	1:07.971

BMCRC - MRO Championships 2023 - Rnd 2 @ Pembrey

BMCRC F1 & F2 Sidecars

RACE 6 - POSITION CHART

No	Name	Lap								
		Pos	1	2	3	4	5	6	7	8
4	PEACH / EDWARDS	1	77	77	77	77	77	77	77	77
11	GILBERT / HILDIGE	2	11	58	58	58	58	58	58	58
25	MACLAURIN / HOPE	3	137	11	137	137	137	137	137	11
38	MOSS / GEDDES	4	71	137	11	11	11	11	11	137
58	KIRK / MASTERS	5	58	4	4	4	4	4	4	4
62	WRIGHT / BAILEY	6	4	84	84	84	84	84	84	84
84	S. LAIDLOW / J. LAIDL	7	84	28	28	28	28	28	28	38
7	PEARSON / PARKER	8	28	38	38	38	38	38	38	28
17	THOMAS / COLE	9	38	37	113	113	113	113	37	37
28	KING / SIGSWORTH	10	113	113	37	37	37	37	113	113
37	MORPHET / REILLY	11	37	25	25	25	25	25	25	25
71	R. CROWE / C. CROWE	12	25	83	41	83	41	41	41	83
77	REEVES / WILKES	13	83	41	83	41	83	83	83	41
83	BUCHANAN / EVANS	14	41	138	138	138	138	138	138	138
113	HANDCOCK / BEVAN	15	138							
137	KNIGHT / HUGHES	16								
138	O'REILLY / GORDON	17								
41	RILEY / JAMES	18								

BMCRC - MRO Championships 2023 - Rnd 2 @ Pembrey

BMCRC F1 & F2 Sidecars

RACE 6 - SECTOR ANALYSIS



SECTOR 1 = FL to I1, SECTOR 2 = I1 to FL, DIFF = Difference To Personal Best Lap, P = Crossed Finish Line in Pit Lane, D = Time Disallowed

P1 77 F2 REEVES / WILKES		- Bonovo Action/ Rich Energy				
IDEAL LAP TIME : 1:02.148		BEST LAP TIME : 1:02.212		DIFFERENCE : 0.064		
LAP	SECTOR 1	SECTOR 2	LAP TIME	MPH	DIFF	TIME OF DAY
1 -		27.970	1:07.925	77.16	5.713	13:57:32.311
2 -	34.607	27.721	1:02.328 (2)	84.09	0.116	13:58:34.639
3 -	34.628	27.795	1:02.423	83.96	0.211	13:59:37.062
4 -	34.577	27.975	1:02.552	83.79	0.340	14:00:39.614
5 -	34.563	27.791	1:02.354 (3)	84.06	0.142	14:01:41.968
6 -	34.478	27.934	1:02.412	83.98	0.200	14:02:44.380
7 -	34.463	27.914	1:02.377	84.03	0.165	14:03:46.757
8 -	34.527	27.685	1:02.212 (1)	84.25		14:04:48.969

P2 58 F1 KIRK / MASTERS		LCR YAMAHA -				
IDEAL LAP TIME : 1:02.101		BEST LAP TIME : 1:02.152		DIFFERENCE : 0.051		
LAP	SECTOR 1	SECTOR 2	LAP TIME	MPH	DIFF	TIME OF DAY
1 -		28.122	1:09.784	75.11	7.632	13:57:34.170
2 -	35.088	28.364	1:03.452	82.60	1.300	13:58:37.622
3 -	34.449	27.997	1:02.446 (2)	83.93	0.294	13:59:40.068
4 -	34.500	27.652	1:02.152 (1)	84.33		14:00:42.220
5 -	34.540	28.004	1:02.544 (3)	83.80	0.392	14:01:44.764
6 -	34.510	28.415	1:02.925	83.29	0.773	14:02:47.689
7 -	34.964	27.855	1:02.819	83.43	0.667	14:03:50.508
8 -	34.630	28.047	1:02.677	83.62	0.525	14:04:53.185

P3 11 F1 GILBERT / HILDIGE		Ryde 1000 - West Ewell fencing				
IDEAL LAP TIME : 1:02.854		BEST LAP TIME : 1:02.854		DIFFERENCE : 0.000		
LAP	SECTOR 1	SECTOR 2	LAP TIME	MPH	DIFF	TIME OF DAY
1 -		27.711	1:08.341	76.69	5.487	13:57:32.727
2 -	36.076	29.751	1:05.827	79.62	2.973	13:58:38.554
3 -	36.369	27.917	1:04.286	81.53	1.432	13:59:42.840
4 -	36.452	27.983	1:04.435	81.34	1.581	14:00:47.275
5 -	35.250	27.604	1:02.854 (1)	83.39		14:01:50.129
6 -	35.767	27.632	1:03.399 (3)	82.67	0.545	14:02:53.528
7 -	35.802	28.000	1:03.802	82.15	0.948	14:03:57.330
8 -	35.609	27.605	1:03.214 (2)	82.91	0.360	14:05:00.544

P4 137 F2 KNIGHT / HUGHES		LCR HONDA -				
IDEAL LAP TIME : 1:02.909		BEST LAP TIME : 1:02.909		DIFFERENCE : 0.000		
LAP	SECTOR 1	SECTOR 2	LAP TIME	MPH	DIFF	TIME OF DAY
1 -		28.041	1:09.169	75.77	6.260	13:57:33.555
2 -	35.985	29.173	1:05.158	80.44	2.249	13:58:38.713
3 -	35.334	27.919	1:03.253 (2)	82.86	0.344	13:59:41.966
4 -	35.119	27.790	1:02.909 (1)	83.32		14:00:44.875
5 -	35.511	28.990	1:04.501	81.26	1.592	14:01:49.376
6 -	35.521	28.213	1:03.734 (3)	82.24	0.825	14:02:53.110
7 -	35.772	28.270	1:04.042	81.84	1.133	14:03:57.152
8 -	36.112	27.920	1:04.032	81.85	1.123	14:05:01.184

P5 4 F1 PEACH / EDWARDS		LCR - Lifesafety Motorsport				
IDEAL LAP TIME : 1:03.098		BEST LAP TIME : 1:03.235		DIFFERENCE : 0.137		
LAP	SECTOR 1	SECTOR 2	LAP TIME	MPH	DIFF	TIME OF DAY
1 -		28.616	1:11.249	73.56	8.014	13:57:35.635
2 -	34.785	28.704	1:03.489 (3)	82.55	0.254	13:58:39.124
3 -	36.008	28.491	1:04.499	81.26	1.264	13:59:43.623
4 -	35.477	28.801	1:04.278	81.54	1.043	14:00:47.901
5 -	34.915	28.320	1:03.235 (1)	82.89		14:01:51.136
6 -	35.045	28.468	1:03.513	82.52	0.278	14:02:54.649
7 -	34.906	28.535	1:03.441 (2)	82.62	0.206	14:03:58.090
8 -	35.388	28.313	1:03.701	82.28	0.466	14:05:01.791

BMCRC - MRO Championships 2023 - Rnd 2 @ Pembrey

BMCRC F1 & F2 Sidecars

RACE 6 - SECTOR ANALYSIS



SECTOR 1 = FL to I1, SECTOR 2 = I1 to FL, DIFF = Difference To Personal Best Lap, P = Crossed Finish Line in Pit Lane, D = Time Disallowed

P6 84 F1		S. LAIDLAW / J. LAIDLAW		Yamaha YAMAHA - Lfr		
IDEAL LAP TIME :		BEST LAP TIME : 1:05.005		DIFFERENCE :		
LAP	SECTOR 1	SECTOR 2	LAP TIME	MPH	DIFF	TIME OF DAY
1 -			1:12.203	72.59	7.198	13:57:36.589
2 -			1:05.432 (3)	80.10	0.427	13:58:42.021
3 -			1:05.047 (2)	80.58	0.042	13:59:47.068
4 -			1:05.469	80.06	0.464	14:00:52.537
5 -			1:05.005 (1)	80.63		14:01:57.542
6 -			1:06.249	79.11	1.244	14:03:03.791
7 -			1:06.096	79.30	1.091	14:04:09.887
8 -			1:05.553	79.95	0.548	14:05:15.440

P7 38 F1		MOSS / GEDDES		LCR YAMAHA - LifeSafety Motorsport - CharlieMossRacing		
IDEAL LAP TIME : 1:05.472		BEST LAP TIME : 1:05.472		DIFFERENCE : 0.000		
LAP	SECTOR 1	SECTOR 2	LAP TIME	MPH	DIFF	TIME OF DAY
1 -		29.446	1:13.785	71.03	8.313	13:57:38.171
2 -	37.102	30.815	1:07.917	77.17	2.445	13:58:46.088
3 -	37.362	29.309	1:06.671	78.61	1.199	13:59:52.759
4 -	37.019	29.399	1:06.418 (3)	78.91	0.946	14:00:59.177
5 -	36.909	29.311	1:06.220 (2)	79.15	0.748	14:02:05.397
6 -	36.949	29.534	1:06.483	78.84	1.011	14:03:11.880
7 -	36.874	29.677	1:06.551	78.76	1.079	14:04:18.431
8 -	36.453	29.019	1:05.472 (1)	80.05		14:05:23.903

P8 28 F2		KING / SIGSWORTH		Lumley Ireson - Townsend Motors		
IDEAL LAP TIME : 1:05.945		BEST LAP TIME : 1:06.082		DIFFERENCE : 0.137		
LAP	SECTOR 1	SECTOR 2	LAP TIME	MPH	DIFF	TIME OF DAY
1 -		29.496	1:13.358	71.45	7.276	13:57:37.744
2 -	38.121	29.847	1:07.968	77.11	1.886	13:58:45.712
3 -	37.475	28.607	1:06.082 (1)	79.31		13:59:51.794
4 -	37.734	28.674	1:06.408	78.93	0.326	14:00:58.202
5 -	37.413	28.817	1:06.230 (2)	79.14	0.148	14:02:04.432
6 -	37.692	28.664	1:06.356	78.99	0.274	14:03:10.788
7 -	37.823	29.578	1:07.401	77.76	1.319	14:04:18.189
8 -	37.781	28.532	1:06.313 (3)	79.04	0.231	14:05:24.502

P9 37 F2		MORPHET / REILLY		LCR SUZUKI -		
IDEAL LAP TIME : 1:05.604		BEST LAP TIME : 1:05.996		DIFFERENCE : 0.392		
LAP	SECTOR 1	SECTOR 2	LAP TIME	MPH	DIFF	TIME OF DAY
1 -		29.930	1:14.638	70.22	8.642	13:57:39.024
2 -	37.138	30.106	1:07.244	77.94	1.248	13:58:46.268
3 -	37.639	29.822	1:07.461	77.69	1.465	13:59:53.729
4 -	36.963	29.379	1:06.342 (3)	79.00	0.346	14:01:00.071
5 -	36.603	29.514	1:06.117 (2)	79.27	0.121	14:02:06.188
6 -	36.996	29.509	1:06.505	78.81	0.509	14:03:12.693
7 -	36.858	29.138	1:05.996 (1)	79.42		14:04:18.689
8 -	37.673	29.001	1:06.674	78.61	0.678	14:05:25.363

P10 113 F2		HANDCOCK / BEVAN		Shelbourne - r j contracting		
IDEAL LAP TIME : 1:06.071		BEST LAP TIME : 1:06.071		DIFFERENCE : 0.000		
LAP	SECTOR 1	SECTOR 2	LAP TIME	MPH	DIFF	TIME OF DAY
1 -		30.158	1:14.275	70.56	8.204	13:57:38.661
2 -	37.656	30.149	1:07.805	77.30	1.734	13:58:46.466
3 -	37.662	29.340	1:07.002	78.23	0.931	13:59:53.468
4 -	36.853	29.218	1:06.071 (1)	79.33		14:00:59.539
5 -	36.900	29.258	1:06.158 (2)	79.22	0.087	14:02:05.697
6 -	37.175	29.687	1:06.862	78.39	0.791	14:03:12.559
7 -	37.634	29.226	1:06.860	78.39	0.789	14:04:19.419
8 -	37.224	29.398	1:06.622 (3)	78.67	0.551	14:05:26.041

BMCRC - MRO Championships 2023 - Rnd 2 @ Pembrey

BMCRC F1 & F2 Sidecars

RACE 6 - SECTOR ANALYSIS



SECTOR 1 = FL to I1, SECTOR 2 = I1 to FL, DIFF = Difference To Personal Best Lap, P = Crossed Finish Line in Pit Lane, D = Time Disallowed

P11 25 F1 MACLAURIN / HOPE			Ars1 YAMAHA - Amr			
IDEAL LAP TIME : 1:06.037		BEST LAP TIME : 1:06.231		DIFFERENCE : 0.194		
LAP	SECTOR 1	SECTOR 2	LAP TIME	MPH	DIFF	TIME OF DAY
1 -		30.195	1:15.057	69.83	8.826	13:57:39.443
2 -	37.423	30.441	1:07.864	77.23	1.633	13:58:47.307
3 -	37.278	29.506	1:06.784	78.48	0.553	13:59:54.091
4 -	37.057	29.252	1:06.309 (2)	79.04	0.078	14:01:00.400
5 -	36.860	29.511	1:06.371 (3)	78.97	0.140	14:02:06.771
6 -	36.787	29.702	1:06.489	78.83	0.258	14:03:13.260
7 -	37.391	29.336	1:06.727	78.55	0.496	14:04:19.987
8 -	36.981	29.250	1:06.231 (1)	79.14		14:05:26.218

P12 83 F2 BUCHANAN / EVANS			Lumley Ireson KAWASAKI - Bull Inn Racing			
IDEAL LAP TIME : 1:06.014		BEST LAP TIME : 1:06.494		DIFFERENCE : 0.480		
LAP	SECTOR 1	SECTOR 2	LAP TIME	MPH	DIFF	TIME OF DAY
1 -		30.015	1:15.823	69.12	9.329	13:57:40.209
2 -	37.518	29.844	1:07.362	77.81	0.868	13:58:47.571
3 -	38.525	29.268	1:07.793	77.31	1.299	13:59:55.364
4 -	37.562	29.242	1:06.804 (2)	78.46	0.310	14:01:02.168
5 -	40.024	29.147	1:09.171	75.77	2.677	14:02:11.339
6 -	37.802	29.696	1:07.498	77.65	1.004	14:03:18.837
7 -	37.961	28.957	1:06.918 (3)	78.32	0.424	14:04:25.755
8 -	37.057	29.437	1:06.494 (1)	78.82		14:05:32.249

P13 41 F2 RILEY / JAMES			-			
IDEAL LAP TIME : 1:06.620		BEST LAP TIME : 1:06.864		DIFFERENCE : 0.244		
LAP	SECTOR 1	SECTOR 2	LAP TIME	MPH	DIFF	TIME OF DAY
1 -		30.322	1:16.375	68.62	9.511	13:57:40.761
2 -	37.571	29.497	1:07.068 (2)	78.15	0.204	13:58:47.829
3 -	37.510	29.858	1:07.368	77.80	0.504	13:59:55.197
4 -	38.126	29.110	1:07.236	77.95	0.372	14:01:02.433
5 -	38.185	29.564	1:07.749	77.36	0.885	14:02:10.182
6 -	38.708	29.534	1:08.242	76.80	1.378	14:03:18.424
7 -	37.802	29.392	1:07.194 (3)	78.00	0.330	14:04:25.618
8 -	37.635	29.229	1:06.864 (1)	78.39		14:05:32.482

P14 138 F2 O'REILLY / GORDON			LCR SUZUKI -			
IDEAL LAP TIME : 1:06.981		BEST LAP TIME : 1:07.164		DIFFERENCE : 0.183		
LAP	SECTOR 1	SECTOR 2	LAP TIME	MPH	DIFF	TIME OF DAY
1 -		30.327	1:17.302	67.80	10.138	13:57:41.688
2 -	38.354	30.120	1:08.474	76.54	1.310	13:58:50.162
3 -	37.558	29.812	1:07.370 (2)	77.80	0.206	13:59:57.532
4 -	37.741	29.423	1:07.164 (1)	78.04		14:01:04.696
5 -	37.781	29.642	1:07.423	77.74	0.259	14:02:12.119
6 -	37.845	29.953	1:07.798	77.31	0.634	14:03:19.917
7 -	37.836	29.569	1:07.405 (3)	77.76	0.241	14:04:27.322
8 -	38.005	29.966	1:07.971	77.11	0.807	14:05:35.293

P15 71 F2 R. CROWE / C. CROWE			-			
IDEAL LAP TIME : 1:02.790		BEST LAP TIME :		DIFFERENCE :		
LAP	SECTOR 1	SECTOR 2	LAP TIME	MPH	DIFF	TIME OF DAY
1 -		27.948	1:09.310	75.62		13:57:33.696

BMCRC - MRO Championships 2023 - Rnd 2 @ Pembrey

BMCRC F1 & F2 Sidecars

RACE 6 - BEST SECTORS

SECTOR 1			SECTOR 2			IDEAL / BEST COMPARISON						
POS	NO	NAME	TIME	NO	NAME	TIME	POS	NO	NAME	IDEAL	BEST	DIFF
									PERFECT LAP	1:02.053		
1	58	KIRK / MASTERS	34.449	11	GILBERT / HILDIGE	27.604	1	58	KIRK / MASTERS	1:02.101	1:02.152	0.051
2	77	REEVES / WILKES	34.463	58	KIRK / MASTERS	27.652	2	77	REEVES / WILKES	1:02.148	1:02.212	0.064
3	4	PEACH / EDWARDS	34.785	77	REEVES / WILKES	27.685	3	71	R. CROWE / C. GROV	1:02.790		
4	71	R. CROWE / C. CROWE	34.842	137	KNIGHT / HUGHES	27.790	4	11	GILBERT / HILDIGE	1:02.854	1:02.854	0.000
5	137	KNIGHT / HUGHES	35.119	71	R. CROWE / C. CROWE	27.948	5	137	KNIGHT / HUGHES	1:02.909	1:02.909	0.000
6	11	GILBERT / HILDIGE	35.250	4	PEACH / EDWARDS	28.313	6	4	PEACH / EDWARDS	1:03.098	1:03.235	0.137
7	38	MOSS / GEDDES	36.453	28	KING / SIGSWORTH	28.532	7	38	MOSS / GEDDES	1:05.472	1:05.472	0.000
8	37	MORPHET / REILLY	36.603	83	BUCHANAN / EVANS	28.957	8	37	MORPHET / REILLY	1:05.604	1:05.996	0.392
9	25	MACLAURIN / HOPE	36.787	37	MORPHET / REILLY	29.001	9	28	KING / SIGSWORTH	1:05.945	1:06.082	0.137
10	113	HANDCOCK / BEVAN	36.853	38	MOSS / GEDDES	29.019	10	83	BUCHANAN / EVANS	1:06.014	1:06.494	0.480
11	83	BUCHANAN / EVANS	37.057	41	RILEY / JAMES	29.110	11	25	MACLAURIN / HOPE	1:06.037	1:06.231	0.194
12	28	KING / SIGSWORTH	37.413	113	HANDCOCK / BEVAN	29.218	12	113	HANDCOCK / BEVAN	1:06.071	1:06.071	0.000
13	41	RILEY / JAMES	37.510	25	MACLAURIN / HOPE	29.250	13	41	RILEY / JAMES	1:06.620	1:06.864	0.244
14	138	O'REILLY / GORDON	37.558	138	O'REILLY / GORDON	29.423	14	138	O'REILLY / GORDON	1:06.981	1:07.164	0.183
15							15	84	S. LAIDLLOW / J. LAID		1:05.005	
16												
17												

BMCRC - MRO Championships 2023 - Rnd 2 @ Pembrey

BMCRC F1 & F2 Sidecars

RACE 6 - STATISTICS

Competitors Started 15
Planned Start 2023-04-08 @ 13:51:00.000
Actual Start 2023-04-08 @ 13:56:24.385
Finish Time 2023-04-08 @ 14:04:48.968
Track Length 1.4560mi.
Total Laps 113
Total Distance Covered 164.5280mi.

Session Fastest Lap History

NO	CL	NAME	LAP TIME	TIME OF DAY	LAP	VEHICLE
77	F2	REEVES / WILKES	1:02.328	13:58:34.655	2	
58	F1	KIRK / MASTERS	1:02.152	14:00:42.233	4	LCR YAMAHA

Session Leader History

NO	CL	NAME	FROM LAP	LAPS LED	DISTANCE	VEHICLE
77	F2	REEVES / WILKES	1	8	11.64 miles	

Flag History

TYPE	TIME OF DAY
GREEN	13:56:24.385
FINISH	14:04:48.968

Flag Statistics

TYPE	COUNT	TOTAL LAPS	TOTAL TIME
Green	1	8	9:29.461
Red	0	0	0.000
Safety Car	0	0	0.000
FCY	0	0	0.000

BMCRC - MRO Championships 2023 - Rnd 2 @ Pembrey

BMCRC F1 & F2 Sidecars

RACE 6 - STATISTICS

CLASS : F1

6 Starters

Fastest Lap History

NO	NAME	LAP TIME	TIME OF DAY	LAP	VEHICLE
58	KIRK / MASTERS	1:03.452	13:58:37.635	2	LCR YAMAHA
58	KIRK / MASTERS	1:02.446	13:59:40.081	3	LCR YAMAHA
58	KIRK / MASTERS	1:02.152	14:00:42.233	4	LCR YAMAHA

Leader History

NO	NAME	FROM LAP	LAPS LED	DISTANCE	VEHICLE
11	GILBERT / HILDIGE	1	1	1.45 miles	Ryde 1000
58	KIRK / MASTERS	2	7	10.19 miles	LCR YAMAHA

BMCRC - MRO Championships 2023 - Rnd 2 @ Pembrey

BMCRC F1 & F2 Sidecars

RACE 6 - STATISTICS

CLASS : F2

9 Starters

Fastest Lap History

NO	NAME	LAP TIME	TIME OF DAY	LAP	VEHICLE
77	REEVES / WILKES	1:02.328	13:58:34.655	2	
77	REEVES / WILKES	1:02.212	14:04:48.986	8	

Leader History

NO	NAME	FROM LAP	LAPS LED	DISTANCE	VEHICLE
77	REEVES / WILKES	1	8	11.64 miles	

BMCRC - MRO Championships 2023 - Rnd 2 @ Pembrey

BMCRC F1 & F2 Sidecars

RACE 17 - GRID (8 Laps)



ROW 9	18	17	THOMAS / COLE	17	62	WRIGHT / BAILEY
ROW 8	16	7	PEARSON / PARKER	15	138	O'REILLY / GORDON 1:07.164
ROW 7	14	41	RILEY / JAMES 1:06.864	13	83	BUCHANAN / EVANS 1:06.494
ROW 6	12	71	R. CROWE / C. CROWE	11	25	MACLAURIN / HOPE 1:06.231
ROW 5	10	28	KING / SIGSWORTH 1:06.082	9	113	HANDCOCK / BEVAN 1:06.071
ROW 4	8	37	MORPHET / REILLY 1:05.996	7	38	MOSS / GEDDES 1:05.472
ROW 3	6	84	S. LAIDLAW / J. LAIDLAW 1:05.005	5	4	PEACH / EDWARDS 1:03.235
ROW 2	4	137	KNIGHT / HUGHES 1:02.909	3	11	GILBERT / HILDIGE 1:02.854
ROW 1	2	77	REEVES / WILKES 1:02.212	1	58	KIRK / MASTERS 1:02.152
Pole						

Pembrey National: 1.4560 miles

These results are provisional until the conclusion of any judicial and technical matters.

Clerk Of Course :	Stewards :	Timekeeper : Sarah Evans
-------------------	------------	--------------------------

Results can be found at www.tsl-timing.com

Printed - 14:09 Saturday, 08 April 2023



BMCRC - MRO Championships 2023 - Rnd 2 @ Pembrey

BMCRC F1 & F2 Sidecars

RACE 17 - CLASSIFICATION



POS	NO	CL	PIC NAME	ENTRY	LAPS	TIME	GAP	DIFF	MPH	BEST	ON
1	77	F2	1 REEVES / WILKES	- Bonovo Action/ Rich Energy	8	8:22.782			83.40	1:01.808	8
2	58	F1	1 KIRK / MASTERS	LCR YAMAHA -	8	8:27.405	4.623	4.623	82.64	1:02.121	3
3	11	F1	2 GILBERT / HILDIGE	Ryde 1000 - West Ewell fencing	8	8:31.963	9.181	4.558	81.90	1:02.677	4
4	137	F2	2 KNIGHT / HUGHES	LCR HONDA -	8	8:36.861	14.079	4.898	81.12	1:03.432	8
5	4	F1	3 PEACH / EDWARDS	LCR - Lifesafety Motorsport	8	8:50.364	27.582	13.503	79.06	1:03.799	8
6	113	F2	3 HANDCOCK / BEVAN	Shelbourne - r j contracting	8	8:53.803	31.021	3.439	78.55	1:05.731	2
7	37	F2	4 MORPHET / REILLY	LCR SUZUKI -	8	8:54.433	31.651	0.630	78.46	1:05.378	8
8	84	F1	4 S. LAIDLOW / J. LAIDLOW	Yamaha YAMAHA - Lfr	8	8:55.597	32.815	1.164	78.29	1:05.738	2
9	28	F2	5 KING / SIGSWORTH	Lumley Ireson - Townsend Motors	8	8:56.146	33.364	0.549	78.21	1:05.488	3
10	83	F2	6 BUCHANAN / EVANS	Lumley Ireson KAWASAKI - Bull Inn Racing	8	9:00.580	37.798	4.434	77.56	1:05.918	5
11	25	F1	5 MACLAURIN / HOPE	Ars1 YAMAHA - Amr	8	9:01.055	38.273	0.475	77.50	1:05.562	6
12	38	F1	6 MOSS / GEDDES	LCR YAMAHA - LifeSafety Motorsport - CharlieMoss	8	9:03.063	40.281	2.008	77.21	1:06.038	4
13	138	F2	7 O'REILLY / GORDON	LCR SUZUKI -	8	9:09.079	46.297	6.016	76.36	1:06.920	7
14	41	F2	8 RILEY / JAMES	-	8	9:12.234	49.452	3.155	75.93	1:06.838	3

NOT STARTED

NS	71	F2	R. CROWE / C. CROWE	-
NS	7	F2	PEARSON / PARKER	LCR SUZUKI - ABS Racing
NS	62	F1	WRIGHT / BAILEY	RYDE YAMAHA - Stainless Steel Designs Ltd.
NS	17	F2	THOMAS / COLE	Shelbourne HONDA - Team Walters And Thomas S

FASTEST LAP

77	F2	REEVES / WILKES	- Bonovo Action/ Rich Energy	8	1:01.808	84.80 mph	136.47 kph
58	F1	KIRK / MASTERS	LCR YAMAHA -	3	1:02.121	84.37 mph	135.79 kph

Class F2 - 92.5% of Race Speed = 77.14 mph

Class F1 - 92.5% of Race Speed = 76.44 mph

Weather / Track : Bright / Dry

These results are provisional until the conclusion of any judicial and technical matters.

Race Distance: 8 Laps / 11.64 miles

Pembrey National: 1.4560 miles

Date: 08/04/2023 Start: 16:38 Finish: 16:46

Clerk Of Course :	Stewards :	Timekeeper : Sarah Evans
-------------------	------------	--------------------------

Results can be found at www.tsl-timing.com

Printed - 16:50 Saturday, 08 April 2023



BMCRC - MRO Championships 2023 - Rnd 2 @ Pembrey

BMCRC F1 & F2 Sidecars

RACE 17 - LAP CHART

LAP 1 @ 16:39:32.540

NO	BEHIND	LAP TIME
77		1:07.252
58	2.226	1:09.478
11	2.444	1:09.696
137	3.018	1:10.270
113	4.326	1:11.578
28	4.670	1:11.922
37	5.568	1:12.820
4	6.080	1:13.332
84	6.212	1:13.464
83	6.738	1:13.990
41	7.346	1:14.598
25	7.410	1:14.662
38	8.066	1:15.318
138	9.347	1:16.599

LAP 2 @ 16:40:35.005

NO	BEHIND	LAP TIME
77		1:02.465
58	2.068	1:02.307
11	2.765	1:02.786
137	4.225	1:03.672
113	7.592	1:05.731
28	8.320	1:06.115
4	8.680	1:05.065
37	9.196	1:06.093
84	9.485	1:05.738
25	11.321	1:06.376
83	12.017	1:07.744
41	12.251	1:07.370
38	13.522	1:07.921
138	15.031	1:08.149

LAP 3 @ 16:41:37.504

NO	BEHIND	LAP TIME
77		1:02.499
58	1.690	1:02.121
11	3.058	1:02.792
137	5.530	1:03.804
113	10.868	1:05.775
28	11.309	1:05.488
4	12.102	1:05.921
37	12.370	1:05.673
84	12.883	1:05.897
25	15.536	1:06.714
83	16.388	1:06.870
41	16.590	1:06.838
38	17.562	1:06.539
138	20.807	1:08.275

LAP 4 @ 16:42:39.955

NO	BEHIND	LAP TIME
77		1:02.451
58	1.549	1:02.310
11	3.284	1:02.677
137	6.738	1:03.659
113	14.924	1:06.507
28	15.238	1:06.380
37	15.893	1:05.974
4	16.063	1:06.412
84	16.589	1:06.157
25	20.583	1:07.498

Weather / Track : Bright / Dry

Results can be found at www.tsl-timing.com

83	20.875	1:06.938
38	21.149	1:06.038
138	26.205	1:07.849
41	27.090	1:12.951

LAP 5 @ 16:43:42.240

NO	BEHIND	LAP TIME
77		1:02.285
58	2.029	1:02.765
11	4.208	1:03.209
137	8.748	1:04.295
113	18.753	1:06.114
28	19.059	1:06.106
4	19.285	1:05.507
37	19.877	1:06.269
84	20.085	1:05.781
83	24.508	1:05.918
25	26.441	1:08.143
38	26.825	1:07.961
138	31.183	1:07.263
41	31.857	1:07.052

LAP 6 @ 16:44:44.251

NO	BEHIND	LAP TIME
77		1:02.011
58	2.879	1:02.861
11	5.782	1:03.585
137	10.942	1:04.205
113	22.669	1:05.927
4	23.227	1:05.953
37	24.223	1:06.357
84	24.403	1:06.329
28	25.202	1:08.154
83	28.563	1:06.066
25	29.992	1:05.562
38	30.976	1:06.162
138	36.264	1:07.092
41	37.332	1:07.486

LAP 7 @ 16:45:46.262

NO	BEHIND	LAP TIME
77		1:02.011
58	3.433	1:02.565
11	7.101	1:03.330
137	12.455	1:03.524
4	25.591	1:04.375
113	26.724	1:06.066
37	28.081	1:05.869
84	28.338	1:05.946
28	29.408	1:06.217
83	32.528	1:05.976
25	34.276	1:06.295
38	35.915	1:06.950
138	41.173	1:06.920
41	43.223	1:07.902

LAP 8 @ 16:46:48.070

NO	BEHIND	LAP TIME
77		1:01.808
58	4.623	1:02.998
11	9.181	1:03.888
137	14.079	1:03.432
4	27.582	1:03.799

113	31.021	1:06.105
37	31.651	1:05.378
84	32.815	1:06.285
28	33.364	1:05.764
83	37.798	1:07.078
25	38.273	1:05.805
38	40.281	1:06.174
138	46.297	1:06.932
41	49.452	1:08.037

Pembrey National: 1.4560 miles
Date: 08/04/2023 Start: 16:38 Finish: 16:46

Printed - 16:50 Saturday, 08 April 2023

BMCRC - MRO Championships 2023 - Rnd 2 @ Pembrey

BMCRC F1 & F2 Sidecars

RACE 17 - POSITION CHART

No	Name	Lap								
		Pos	1	2	3	4	5	6	7	8
58	KIRK / MASTERS	1	77	77	77	77	77	77	77	77
77	REEVES / WILKES	2	58	58	58	58	58	58	58	58
11	GILBERT / HILDIGE	3	11	11	11	11	11	11	11	11
137	KNIGHT / HUGHES	4	137	137	137	137	137	137	137	137
4	PEACH / EDWARDS	5	113	113	113	113	113	113	4	4
84	S. LAIDLAW / J. LAIDLAW	6	28	28	28	28	28	4	113	113
38	MOSS / GEDDES	7	37	4	4	37	4	37	37	37
37	MORPHET / REILLY	8	4	37	37	4	37	84	84	84
113	HANDCOCK / BEVAN	9	84	84	84	84	84	28	28	28
28	KING / SIGSWORTH	10	83	25	25	25	83	83	83	83
25	MACLAURIN / HOPE	11	41	83	83	83	25	25	25	25
71	R. CROWE / C. CROWE	12	25	41	41	38	38	38	38	38
83	BUCHANAN / EVANS	13	38	38	38	138	138	138	138	138
41	RILEY / JAMES	14	138	138	138	41	41	41	41	41
138	O'REILLY / GORDON	15								
7	PEARSON / PARKER	16								
62	WRIGHT / BAILEY	17								
17	THOMAS / COLE	18								

BMCRC - MRO Championships 2023 - Rnd 2 @ Pembrey

BMCRC F1 & F2 Sidecars

RACE 17 - SECTOR ANALYSIS



SECTOR 1 = FL to I1, SECTOR 2 = I1 to FL, DIFF = Difference To Personal Best Lap, P = Crossed Finish Line in Pit Lane, D = Time Disallowed

P1		77 F2		REEVES / WILKES		- Bonovo Action/ Rich Energy	
IDEAL LAP TIME : 1:01.808		BEST LAP TIME : 1:01.808		DIFFERENCE : 0.000			
LAP	SECTOR 1	SECTOR 2	LAP TIME	MPH	DIFF	TIME OF DAY	
1 -		27.641	1:07.252	77.93	5.444	16:39:32.540	
2 -	34.654	27.811	1:02.465	83.91	0.657	16:40:35.005	
3 -	34.561	27.938	1:02.499	83.86	0.691	16:41:37.504	
4 -	34.504	27.947	1:02.451	83.93	0.643	16:42:39.955	
5 -	34.400	27.885	1:02.285	84.15	0.477	16:43:42.240	
6 -	34.259	27.752	1:02.011 (2)	84.52	0.203	16:44:44.251	
7 -	34.322	27.689	1:02.011 (2)	84.52	0.203	16:45:46.262	
8 -	34.226	27.582	1:01.808 (1)	84.80		16:46:48.070	

P2		58 F1		KIRK / MASTERS		LCR YAMAHA -	
IDEAL LAP TIME : 1:02.063		BEST LAP TIME : 1:02.121		DIFFERENCE : 0.058			
LAP	SECTOR 1	SECTOR 2	LAP TIME	MPH	DIFF	TIME OF DAY	
1 -		28.340	1:09.478	75.44	7.357	16:39:34.766	
2 -	34.507	27.800	1:02.307 (2)	84.12	0.186	16:40:37.073	
3 -	34.421	27.700	1:02.121 (1)	84.37		16:41:39.194	
4 -	34.668	27.642	1:02.310 (3)	84.12	0.189	16:42:41.504	
5 -	34.831	27.934	1:02.765	83.51	0.644	16:43:44.269	
6 -	34.969	27.892	1:02.861	83.38	0.740	16:44:47.130	
7 -	34.809	27.756	1:02.565	83.77	0.444	16:45:49.695	
8 -	34.759	28.239	1:02.998	83.20	0.877	16:46:52.693	

P3		11 F1		GILBERT / HILDIGE		Ryde 1000 - West Ewell fencing	
IDEAL LAP TIME : 1:02.568		BEST LAP TIME : 1:02.677		DIFFERENCE : 0.109			
LAP	SECTOR 1	SECTOR 2	LAP TIME	MPH	DIFF	TIME OF DAY	
1 -		27.987	1:09.696	75.20	7.019	16:39:34.984	
2 -	35.301	27.485	1:02.786 (2)	83.48	0.109	16:40:37.770	
3 -	35.124	27.668	1:02.792 (3)	83.47	0.115	16:41:40.562	
4 -	35.233	27.444	1:02.677 (1)	83.62		16:42:43.239	
5 -	35.584	27.625	1:03.209	82.92	0.532	16:43:46.448	
6 -	35.491	28.094	1:03.585	82.43	0.908	16:44:50.033	
7 -	35.555	27.775	1:03.330	82.76	0.653	16:45:53.363	
8 -	35.890	27.998	1:03.888	82.04	1.211	16:46:57.251	

P4		137 F2		KNIGHT / HUGHES		LCR HONDA -	
IDEAL LAP TIME : 1:03.284		BEST LAP TIME : 1:03.432		DIFFERENCE : 0.148			
LAP	SECTOR 1	SECTOR 2	LAP TIME	MPH	DIFF	TIME OF DAY	
1 -		28.773	1:10.270	74.59	6.838	16:39:35.558	
2 -	35.653	28.019	1:03.672	82.32	0.240	16:40:39.230	
3 -	35.618	28.186	1:03.804	82.15	0.372	16:41:43.034	
4 -	35.547	28.112	1:03.659 (3)	82.33	0.227	16:42:46.693	
5 -	35.890	28.405	1:04.295	81.52	0.863	16:43:50.988	
6 -	35.897	28.308	1:04.205	81.63	0.773	16:44:55.193	
7 -	35.322	28.202	1:03.524 (2)	82.51	0.092	16:45:58.717	
8 -	35.265	28.167	1:03.432 (1)	82.63		16:47:02.149	

P5		4 F1		PEACH / EDWARDS		LCR - Lifesafety Motorsport	
IDEAL LAP TIME : 1:03.799		BEST LAP TIME : 1:03.799		DIFFERENCE : 0.000			
LAP	SECTOR 1	SECTOR 2	LAP TIME	MPH	DIFF	TIME OF DAY	
1 -		29.470	1:13.332	71.47	9.533	16:39:38.620	
2 -	36.100	28.965	1:05.065 (3)	80.55	1.266	16:40:43.685	
3 -	36.478	29.443	1:05.921	79.51	2.122	16:41:49.606	
4 -	37.418	28.994	1:06.412	78.92	2.613	16:42:56.018	
5 -	36.711	28.796	1:05.507	80.01	1.708	16:44:01.525	
6 -	37.120	28.833	1:05.953	79.47	2.154	16:45:07.478	
7 -	35.583	28.792	1:04.375 (2)	81.42	0.576	16:46:11.853	
8 -	35.394	28.405	1:03.799 (1)	82.15		16:47:15.652	

BMCRC - MRO Championships 2023 - Rnd 2 @ Pembrey

BMCRC F1 & F2 Sidecars

RACE 17 - SECTOR ANALYSIS



SECTOR 1 = FL to I1, SECTOR 2 = I1 to FL, DIFF = Difference To Personal Best Lap, P = Crossed Finish Line in Pit Lane, D = Time Disallowed

P6 113 F2		HANDCOCK / BEVAN		Shelbourne - r j contracting			
IDEAL LAP TIME : 1:05.522		BEST LAP TIME : 1:05.731		DIFFERENCE : 0.209			
LAP	SECTOR 1	SECTOR 2	LAP TIME	MPH	DIFF	TIME OF DAY	
1 -		29.272	1:11.578	73.22	5.847	16:39:36.866	
2 -	36.562	29.169	1:05.731 (1)	79.74		16:40:42.597	
3 -	36.515	29.260	1:05.775 (2)	79.68	0.044	16:41:48.372	
4 -	37.338	29.169	1:06.507	78.81	0.776	16:42:54.879	
5 -	36.742	29.372	1:06.114	79.28	0.383	16:44:00.993	
6 -	36.920	29.007	1:05.927 (3)	79.50	0.196	16:45:06.920	
7 -	36.959	29.107	1:06.066	79.33	0.335	16:46:12.986	
8 -	36.841	29.264	1:06.105	79.29	0.374	16:47:19.091	

P7 37 F2		MORPHET / REILLY		LCR SUZUKI -			
IDEAL LAP TIME : 1:05.352		BEST LAP TIME : 1:05.378		DIFFERENCE : 0.026			
LAP	SECTOR 1	SECTOR 2	LAP TIME	MPH	DIFF	TIME OF DAY	
1 -		29.533	1:12.820	71.97	7.442	16:39:38.108	
2 -	36.985	29.108	1:06.093	79.30	0.715	16:40:44.201	
3 -	36.381	29.292	1:05.673 (2)	79.81	0.295	16:41:49.874	
4 -	36.931	29.043	1:05.974	79.44	0.596	16:42:55.848	
5 -	37.282	28.987	1:06.269	79.09	0.891	16:44:02.117	
6 -	37.161	29.196	1:06.357	78.99	0.979	16:45:08.474	
7 -	36.428	29.441	1:05.869 (3)	79.57	0.491	16:46:14.343	
8 -	36.407	28.971	1:05.378 (1)	80.17		16:47:19.721	

P8 84 F1		S. LAIDLAW / J. LAIDLAW		Yamaha YAMAHA - Lfr			
IDEAL LAP TIME : 1:05.132		BEST LAP TIME : 1:05.738		DIFFERENCE : 0.606			
LAP	SECTOR 1	SECTOR 2	LAP TIME	MPH	DIFF	TIME OF DAY	
1 -		30.043	1:13.464	71.34	7.726	16:39:38.752	
2 -	36.570	29.168	1:05.738 (1)	79.73		16:40:44.490	
3 -	36.271	29.626	1:05.897 (3)	79.54	0.159	16:41:50.387	
4 -	36.982	29.175	1:06.157	79.22	0.419	16:42:56.544	
5 -	36.761	29.020	1:05.781 (2)	79.68	0.043	16:44:02.325	
6 -	37.468	28.861	1:06.329	79.02	0.591	16:45:08.654	
7 -	36.441	29.505	1:05.946	79.48	0.208	16:46:14.600	
8 -	36.714	29.571	1:06.285	79.07	0.547	16:47:20.885	

P9 28 F2		KING / SIGSWORTH		Lumley Ireson - Townsend Motors			
IDEAL LAP TIME : 1:05.282		BEST LAP TIME : 1:05.488		DIFFERENCE : 0.206			
LAP	SECTOR 1	SECTOR 2	LAP TIME	MPH	DIFF	TIME OF DAY	
1 -		28.979	1:11.922	72.87	6.434	16:39:37.210	
2 -	37.262	28.853	1:06.115	79.28	0.627	16:40:43.325	
3 -	36.599	28.889	1:05.488 (1)	80.03		16:41:48.813	
4 -	37.663	28.717	1:06.380	78.96	0.892	16:42:55.193	
5 -	37.348	28.758	1:06.106 (3)	79.29	0.618	16:44:01.299	
6 -	38.941	29.213	1:08.154	76.90	2.666	16:45:09.453	
7 -	37.286	28.931	1:06.217	79.15	0.729	16:46:15.670	
8 -	36.565	29.199	1:05.764 (2)	79.70	0.276	16:47:21.434	

P10 83 F2		BUCHANAN / EVANS		Lumley Ireson KAWASAKI - Bull Inn Racing			
IDEAL LAP TIME : 1:05.584		BEST LAP TIME : 1:05.918		DIFFERENCE : 0.334			
LAP	SECTOR 1	SECTOR 2	LAP TIME	MPH	DIFF	TIME OF DAY	
1 -		29.675	1:13.990	70.84	8.072	16:39:39.278	
2 -	37.221	30.523	1:07.744	77.37	1.826	16:40:47.022	
3 -	37.227	29.643	1:06.870	78.38	0.952	16:41:53.892	
4 -	37.335	29.603	1:06.938	78.30	1.020	16:43:00.830	
5 -	36.812	29.106	1:05.918 (1)	79.51		16:44:06.748	
6 -	36.845	29.221	1:06.066 (3)	79.33	0.148	16:45:12.814	
7 -	36.478	29.498	1:05.976 (2)	79.44	0.058	16:46:18.790	
8 -	37.435	29.643	1:07.078	78.14	1.160	16:47:25.868	

BMCRC - MRO Championships 2023 - Rnd 2 @ Pembrey

BMCRC F1 & F2 Sidecars

RACE 17 - SECTOR ANALYSIS



SECTOR 1 = FL to I1, SECTOR 2 = I1 to FL, DIFF = Difference To Personal Best Lap, P = Crossed Finish Line in Pit Lane, D = Time Disallowed

P11 25 F1 MACLAURIN / HOPE			Ars1 YAMAHA - Amr			
IDEAL LAP TIME : 1:05.469		BEST LAP TIME : 1:05.562		DIFFERENCE : 0.093		
LAP	SECTOR 1	SECTOR 2	LAP TIME	MPH	DIFF	TIME OF DAY
1 -		29.779	1:14.662	70.20	9.100	16:39:39.950
2 -	36.860	29.516	1:06.376	78.96	0.814	16:40:46.326
3 -	37.068	29.646	1:06.714	78.56	1.152	16:41:53.040
4 -	37.898	29.600	1:07.498	77.65	1.936	16:43:00.538
5 -	38.214	29.929	1:08.143	76.92	2.581	16:44:08.681
6 -	36.274	29.288	1:05.562 (1)	79.94		16:45:14.243
7 -	36.800	29.495	1:06.295 (3)	79.06	0.733	16:46:20.538
8 -	36.610	29.195	1:05.805 (2)	79.65	0.243	16:47:26.343

P12 38 F1 MOSS / GEDDES			LCR YAMAHA - LifeSafety Motorsport - CharlieMossRacing			
IDEAL LAP TIME : 1:05.862		BEST LAP TIME : 1:06.038		DIFFERENCE : 0.176		
LAP	SECTOR 1	SECTOR 2	LAP TIME	MPH	DIFF	TIME OF DAY
1 -		30.150	1:15.318	69.59	9.280	16:39:40.606
2 -	37.581	30.340	1:07.921	77.17	1.883	16:40:48.527
3 -	37.220	29.319	1:06.539	78.77	0.501	16:41:55.066
4 -	36.820	29.218	1:06.038 (1)	79.37		16:43:01.104
5 -	37.932	30.029	1:07.961	77.12	1.923	16:44:09.065
6 -	36.896	29.266	1:06.162 (2)	79.22	0.124	16:45:15.227
7 -	37.460	29.490	1:06.950	78.29	0.912	16:46:22.177
8 -	37.132	29.042	1:06.174 (3)	79.20	0.136	16:47:28.351

P13 138 F2 O'REILLY / GORDON			LCR SUZUKI -			
IDEAL LAP TIME : 1:06.519		BEST LAP TIME : 1:06.920		DIFFERENCE : 0.401		
LAP	SECTOR 1	SECTOR 2	LAP TIME	MPH	DIFF	TIME OF DAY
1 -		30.239	1:16.599	68.42	9.679	16:39:41.887
2 -	37.910	30.239	1:08.149	76.91	1.229	16:40:50.036
3 -	37.810	30.465	1:08.275	76.77	1.355	16:41:58.311
4 -	37.778	30.071	1:07.849	77.25	0.929	16:43:06.160
5 -	36.922	30.341	1:07.263	77.92	0.343	16:44:13.423
6 -	37.100	29.992	1:07.092 (3)	78.12	0.172	16:45:20.515
7 -	36.972	29.948	1:06.920 (1)	78.32		16:46:27.435
8 -	37.335	29.597	1:06.932 (2)	78.31	0.012	16:47:34.367

P14 41 F2 RILEY / JAMES			-			
IDEAL LAP TIME : 1:06.474		BEST LAP TIME : 1:06.838		DIFFERENCE : 0.364		
LAP	SECTOR 1	SECTOR 2	LAP TIME	MPH	DIFF	TIME OF DAY
1 -		29.880	1:14.598	70.26	7.760	16:39:39.886
2 -	37.544	29.826	1:07.370 (3)	77.80	0.532	16:40:47.256
3 -	37.390	29.448	1:06.838 (1)	78.42		16:41:54.094
4 -	37.619	35.332	1:12.951	71.85	6.113	16:43:07.045
5 -	37.026	30.026	1:07.052 (2)	78.17	0.214	16:44:14.097
6 -	37.755	29.731	1:07.486	77.66	0.648	16:45:21.583
7 -	38.289	29.613	1:07.902	77.19	1.064	16:46:29.485
8 -	37.855	30.182	1:08.037	77.04	1.199	16:47:37.522

BMCRC - MRO Championships 2023 - Rnd 2 @ Pembrey

BMCRC F1 & F2 Sidecars

RACE 17 - BEST SECTORS

SECTOR 1			SECTOR 2			IDEAL / BEST COMPARISON						
POS	NO	NAME	TIME	NO	NAME	TIME	POS	NO	NAME	IDEAL	BEST	DIFF
									PERFECT LAP	1:01.670		
1	77	REEVES / WILKES	34.226	11	GILBERT / HILDIGE	27.444	1	77	REEVES / WILKES	1:01.808	1:01.808	0.000
2	58	KIRK / MASTERS	34.421	77	REEVES / WILKES	27.582	2	58	KIRK / MASTERS	1:02.063	1:02.121	0.058
3	11	GILBERT / HILDIGE	35.124	58	KIRK / MASTERS	27.642	3	11	GILBERT / HILDIGE	1:02.568	1:02.677	0.109
4	137	KNIGHT / HUGHES	35.265	137	KNIGHT / HUGHES	28.019	4	137	KNIGHT / HUGHES	1:03.284	1:03.432	0.148
5	4	PEACH / EDWARDS	35.394	4	PEACH / EDWARDS	28.405	5	4	PEACH / EDWARDS	1:03.799	1:03.799	0.000
6	84	S. LAIDLLOW / J. LAIDLLOW	36.271	28	KING / SIGSWORTH	28.717	6	84	S. LAIDLLOW / J. LAIDLLOW	1:05.132	1:05.738	0.606
7	25	MACLAURIN / HOPE	36.274	84	S. LAIDLLOW / J. LAIDLLOW	28.861	7	28	KING / SIGSWORTH	1:05.282	1:05.488	0.206
8	37	MORPHET / REILLY	36.381	37	MORPHET / REILLY	28.971	8	37	MORPHET / REILLY	1:05.352	1:05.378	0.026
9	83	BUCHANAN / EVANS	36.478	113	HANDCOCK / BEVAN	29.007	9	25	MACLAURIN / HOPE	1:05.469	1:05.562	0.093
10	113	HANDCOCK / BEVAN	36.515	38	MOSS / GEDDES	29.042	10	113	HANDCOCK / BEVAN	1:05.522	1:05.731	0.209
11	28	KING / SIGSWORTH	36.565	83	BUCHANAN / EVANS	29.106	11	83	BUCHANAN / EVANS	1:05.584	1:05.918	0.334
12	38	MOSS / GEDDES	36.820	25	MACLAURIN / HOPE	29.195	12	38	MOSS / GEDDES	1:05.862	1:06.038	0.176
13	138	O'REILLY / GORDON	36.922	41	RILEY / JAMES	29.448	13	41	RILEY / JAMES	1:06.474	1:06.838	0.364
14	41	RILEY / JAMES	37.026	138	O'REILLY / GORDON	29.597	14	138	O'REILLY / GORDON	1:06.519	1:06.920	0.401

BMCRC - MRO Championships 2023 - Rnd 2 @ Pembrey

BMCRC F1 & F2 Sidecars

RACE 17 - STATISTICS

Competitors Started 14
Planned Start 2023-04-08 @ 17:08:00.000
Actual Start 2023-04-08 @ 16:38:25.287
Finish Time 2023-04-08 @ 16:46:48.069
Track Length 1.4560mi.
Total Laps 112
Total Distance Covered 163.0720mi.

Session Fastest Lap History

NO	CL	NAME	LAP TIME	TIME OF DAY	LAP	VEHICLE
77	F2	REEVES / WILKES	1:02.465	16:40:35.022	2	
58	F1	KIRK / MASTERS	1:02.307	16:40:37.086	2	LCR YAMAHA
58	F1	KIRK / MASTERS	1:02.121	16:41:39.207	3	LCR YAMAHA
77	F2	REEVES / WILKES	1:02.011	16:44:44.268	6	
77	F2	REEVES / WILKES	1:01.808	16:46:48.087	8	

Session Leader History

NO	CL	NAME	FROM LAP	LAPS LED	DISTANCE	VEHICLE
77	F2	REEVES / WILKES	1	8	11.64 miles	

Flag History

TYPE	TIME OF DAY
GREEN	16:38:25.287
FINISH	16:46:48.069

Flag Statistics

TYPE	COUNT	TOTAL LAPS	TOTAL TIME
Green	1	8	9:24.647
Red	0	0	0.000
Safety Car	0	0	0.000
FCY	0	0	0.000

BMCRC - MRO Championships 2023 - Rnd 2 @ Pembrey

BMCRC F1 & F2 Sidecars

RACE 17 - STATISTICS

CLASS : F1

6 Starters

Fastest Lap History

NO	NAME	LAP TIME	TIME OF DAY	LAP	VEHICLE
58	KIRK / MASTERS	1:02.307	16:40:37.086	2	LCR YAMAHA
58	KIRK / MASTERS	1:02.121	16:41:39.207	3	LCR YAMAHA

Leader History

NO	NAME	FROM LAP	LAPS LED	DISTANCE	VEHICLE
58	KIRK / MASTERS	1	8	11.64 miles	LCR YAMAHA

BMCRC - MRO Championships 2023 - Rnd 2 @ Pembrey

BMCRC F1 & F2 Sidecars

RACE 17 - STATISTICS

CLASS : F2

8 Starters

Fastest Lap History

NO	NAME	LAP TIME	TIME OF DAY	LAP	VEHICLE
77	REEVES / WILKES	1:02.465	16:40:35.022	2	
77	REEVES / WILKES	1:02.451	16:42:39.971	4	
77	REEVES / WILKES	1:02.285	16:43:42.257	5	
77	REEVES / WILKES	1:02.011	16:44:44.268	6	
77	REEVES / WILKES	1:01.808	16:46:48.087	8	

Leader History

NO	NAME	FROM LAP	LAPS LED	DISTANCE	VEHICLE
77	REEVES / WILKES	1	8	11.64 miles	

BMCRC - MRO Championships 2023 - Rnd 2 @ Pembrey

BMCRC F1 & F2 Sidecars

RACE 6 - GRID (10 Laps)



ROW 9	18	17	THOMAS / COLE	17	62	WRIGHT / BAILEY				
ROW 8	16	7	PEARSON / PARKER	15	71	R. CROWE / C. CROWE				
ROW 7			1:06.920	14	138	O'REILLY / GORDON	13	41	RILEY / JAMES	1:06.838
ROW 6			1:06.038	12	38	MOSS / GEDDES	11	83	BUCHANAN / EVANS	1:05.918
ROW 5			1:05.738	10	84	S. LAIDLAW / J. LAIDLAW	9	113	HANDCOCK / BEVAN	1:05.731
ROW 4			1:05.562	8	25	MACLAURIN / HOPE	7	28	KING / SIGSWORTH	1:05.488
ROW 3			1:05.378	6	37	MORPHET / REILLY	5	4	PEACH / EDWARDS	1:03.799
ROW 2			1:03.432	4	137	KNIGHT / HUGHES	3	11	GILBERT / HILDIGE	1:02.677
ROW 1			1:02.121	2	58	KIRK / MASTERS	1	77	REEVES / WILKES	1:01.808
Pole										

Pembrey National: 1.4560 miles

These results are provisional until the conclusion of any judicial and technical matters.

Clerk Of Course :	Stewards :	Timekeeper : Sarah Evans
-------------------	------------	--------------------------

Results can be found at www.tsl-timing.com

Printed - 16:54 Saturday, 08 April 2023



BMCRC - MRO Championships 2023 - Rnd 2 @ Pembrey

BMCRC F1 & F2 Sidecars

RACE 6 - CLASSIFICATION



POS	NO	CL	PIC NAME	ENTRY	LAPS	TIME	GAP	DIFF	MPH	BEST	ON
1	77	F2	1 REEVES / WILKES	- Bonovo Action/ Rich Energy	10	10:24.910			83.87	1:01.718	5
2	137	F2	2 KNIGHT / HUGHES	LCR HONDA -	10	10:45.043	20.133	20.133	81.25	1:03.044	6
3	4	F1	1 PEACH / EDWARDS	LCR - Lifesafety Motorsport	10	10:45.253	20.343	0.210	81.23	1:03.031	3
4	58	F1	2 KIRK / MASTERS	LCR YAMAHA -	10	10:45.698	20.788	0.445	81.17	1:02.888	4
5	11	F1	3 GILBERT / HILDIGE	Ryde 1000 - West Ewell fencing	10	10:54.716	29.806	9.018	80.05	1:03.080	2
6	25	F1	4 MACLAURIN / HOPE	Ars1 YAMAHA - Amr	10	11:00.800	35.890	6.084	79.32	1:03.694	10
7	71	F2	3 R. CROWE / C. CROWE	-	10	11:01.693	36.783	0.893	79.21	1:02.619	8
8	37	F2	4 MORPHET / REILLY	LCR SUZUKI -	10	11:03.232	38.322	1.539	79.03	1:05.050	8
9	84*	F1	5 S. LAIDLAW / J. LAIDLAW	Yamaha YAMAHA - Lfr	10	11:14.140	49.230	10.908	77.75	1:03.270	10
10	28	F2	5 KING / SIGSWORTH	Lumley Ireson - Townsend Motors	10	11:14.921	50.011	0.781	77.66	1:06.272	5
11	113	F2	6 HANDCOCK / BEVAN	Shelbourne - r j contracting	10	11:15.165	50.255	0.244	77.63	1:06.300	4
12	83	F2	7 BUCHANAN / EVANS	Lumley Ireson KAWASAKI - Bull Inn Racing	10	11:19.494	54.584	4.329	77.13	1:05.651	9
13	7	F2	8 PEARSON / DODD	LCR SUZUKI - ABS Racing	10	11:20.492	55.582	0.998	77.02	1:05.222	9
14	138	F2	9 O'REILLY / GORDON	LCR SUZUKI -	10	11:21.274	56.364	0.782	76.93	1:05.700	9
15	17	F1	6 THOMAS / COLE	Shelbourne HONDA - Team Walters And Thomas S	10	11:35.028	1:10.118	13.754	75.41	1:06.691	3

NOT CLASSIFIED

DNF	38	F1	MOSS / GEDDES	LCR YAMAHA - LifeSafety Motorsport - CharlieMoss	2	2:48.791	8 Laps	8 Laps	62.10	1:31.780	2
-----	----	----	---------------	--	---	----------	--------	--------	-------	----------	---

NOT STARTED

NS	41	F2	RILEY / JAMES	-							
NS	62	F1	WRIGHT / BAILEY	RYDE YAMAHA - Stainless Steel Designs Ltd.							

FASTEST LAP

77	F2	REEVES / WILKES	- Bonovo Action/ Rich Energy	5	1:01.718	84.92 mph	136.67 kph
58	F1	KIRK / MASTERS	LCR YAMAHA -	4	1:02.888	83.34 mph	134.13 kph

Sidecar 84 - 10 second penalty - Jump start
Class F2 - 92.5% of Race Speed = 77.57 mph
Class F1 - 92.5% of Race Speed = 75.13 mph

Weather / Track : Bright / Dry

These results are provisional until the conclusion of any judicial and technical matters.

Race Distance: 10 Laps / 14.56 miles

Pembrey National: 1.4560 miles

Date: 09/04/2023 Start: 11:06 Finish: 11:17

Clerk Of Course :

Stewards :

Timekeeper : Sarah Evans

Results can be found at www.tsl-timing.com

Printed - 11:20 Sunday, 09 April 2023



BMCRC - MRO Championships 2023 - Rnd 2 @ Pembrey

BMCRC F1 & F2 Sidecars

RACE 6 - LAP CHART

LAP 1 @ 11:07:42.176		
NO	BEHIND	LAP TIME

77		1:06.747
11	2.697	1:09.444
137	4.148	1:10.895
58	4.336	1:11.083
37	4.745	1:11.492
4	5.070	1:11.817
28	6.636	1:13.383
25	6.958	1:13.705
113	7.097	1:13.844
17	7.844	1:14.591
84	8.030	1:14.777
71	9.004	1:15.751
138	9.070	1:15.817
83	10.110	1:16.857
38	10.264	1:17.011
7	10.782	1:17.529

LAP 2 @ 11:08:44.011		
NO	BEHIND	LAP TIME

77		1:01.835
11	3.942	1:03.080
137	6.144	1:03.831
58	6.215	1:03.714
4	8.003	1:04.768
37	9.025	1:06.115
28	11.505	1:06.704
25	11.984	1:06.861
113	12.644	1:07.382
84	12.985	1:06.790
17	14.135	1:08.126
71	14.328	1:07.159
138	15.530	1:08.295
83	16.133	1:07.858
7	16.373	1:07.426
38	40.209	1:31.780

LAP 3 @ 11:09:46.298		
NO	BEHIND	LAP TIME

77		1:02.287
11	5.123	1:03.468
58	7.612	1:03.684
137	8.210	1:04.353
4	8.747	1:03.031
37	12.035	1:05.297
28	15.820	1:06.602
25	16.373	1:06.676
84	16.608	1:05.910
113	17.821	1:07.464
17	18.539	1:06.691
71	18.672	1:06.631
138	20.430	1:07.187
7	20.935	1:06.849
83	21.408	1:07.562

LAP 4 @ 11:10:48.304		
NO	BEHIND	LAP TIME

77		1:02.006
11	6.974	1:03.857
58	8.494	1:02.888
137	10.373	1:04.169
4	10.680	1:03.939

37	16.869	1:06.840
28	20.391	1:06.577
25	20.746	1:06.379
84	21.078	1:06.476
113	22.115	1:06.300
17	23.811	1:07.278
71	23.950	1:07.284
138	25.792	1:07.368
7	25.880	1:06.951
83	26.247	1:06.845

LAP 5 @ 11:11:50.022		
NO	BEHIND	LAP TIME

77		1:01.718
11	9.945	1:04.689
58	10.248	1:03.472
137	12.115	1:03.460
4	12.714	1:03.752
37	20.561	1:05.410
25	23.605	1:04.577
28	24.945	1:06.272
84	25.428	1:06.068
113	26.834	1:06.437
71	27.734	1:05.502
17	30.897	1:08.804
7	31.343	1:07.181
83	31.613	1:07.084
138	31.904	1:07.830

LAP 6 @ 11:12:51.966		
NO	BEHIND	LAP TIME

77		1:01.944
11	12.069	1:04.068
58	12.366	1:04.062
137	13.215	1:03.044
4	14.068	1:03.298
37	24.163	1:05.546
25	25.759	1:04.098
28	30.111	1:07.110
84	30.356	1:06.872
71	30.633	1:04.843
113	31.465	1:06.575
17	37.525	1:08.572
83	37.813	1:08.144
138	38.019	1:08.059
7	38.536	1:09.137

LAP 7 @ 11:13:53.884		
NO	BEHIND	LAP TIME

77		1:01.918
11	14.646	1:04.495
58	14.986	1:04.538
137	15.337	1:04.040
4	16.278	1:04.128
37	28.018	1:05.773
25	28.217	1:04.376
71	34.119	1:05.404
84	34.867	1:06.429
28	36.145	1:07.952
113	36.527	1:06.980
83	43.094	1:07.199
138	44.128	1:08.027
17	44.768	1:09.161
7	45.027	1:08.409

LAP 8 @ 11:14:56.097		
NO	BEHIND	LAP TIME

77		1:02.213
58	16.582	1:03.809
137	16.929	1:03.805
4	17.253	1:03.188
11	21.034	1:08.601
37	30.855	1:05.050
25	31.127	1:05.123
71	34.525	1:02.619
84	36.505	1:03.851
28	40.350	1:06.418
113	40.927	1:06.613
83	47.395	1:06.514
138	47.920	1:06.005
7	49.012	1:06.198
17	53.600	1:11.045

LAP 9 @ 11:15:58.029		
NO	BEHIND	LAP TIME

77		1:01.932
137	18.312	1:03.315
4	18.876	1:03.555
58	19.380	1:04.730
11	25.759	1:06.657
37	34.331	1:05.408
25	34.506	1:05.311
71	35.906	1:03.313
84	38.270	1:03.697
28	44.940	1:06.522
113	45.456	1:06.461
83	51.114	1:05.651
138	51.688	1:05.700
7	52.302	1:05.222
17	1:01.784	1:10.116

LAP 10 @ 11:17:00.339		
NO	BEHIND	LAP TIME

77		1:02.310
137	20.133	1:04.131
4	20.343	1:03.777
58	20.788	1:03.718
11	29.806	1:06.357
25	35.890	1:03.694
71	36.783	1:03.187
37	38.322	1:06.301
84	39.230	1:03.270
28	50.011	1:07.381
113	50.255	1:07.109
83	54.584	1:05.780
7	55.582	1:05.590
138	56.364	1:06.986
17	1:10.118	1:10.644

BMCRC - MRO Championships 2023 - Rnd 2 @ Pembrey

BMCRC F1 & F2 Sidecars

RACE 6 - POSITION CHART

No	Name	Lap												
		Pos	1	2	3	4	5	6	7	8	9	10		
77	REEVES / WILKES	1	77	77	77	77	77	77	77	77	77	77	77	77
58	KIRK / MASTERS	2	11	11	11	11	11	11	11	11	58	137	137	
11	GILBERT / HILDIGE	3	137	137	58	58	58	58	58	58	137	4	4	
137	KNIGHT / HUGHES	4	58	58	137	137	137	137	137	137	4	58	58	
4	PEACH / EDWARDS	5	37	4	4	4	4	4	4	4	11	11	11	
37	MORPHET / REILLY	6	4	37	37	37	37	37	37	37	37	37	25	
28	KING / SIGSWORTH	7	28	28	28	28	25	25	25	25	25	25	71	
25	MACLAURIN / HOPE	8	25	25	25	25	28	28	71	71	71	37		
113	HANDCOCK / BEVAN	9	113	113	84	84	84	84	84	84	84	84	84	
84	S. LAIDLAW / J. LAIDLAW	10	17	84	113	113	113	71	28	28	28	28	28	
83	BUCHANAN / EVANS	11	84	17	17	17	71	113	113	113	113	113	113	
38	MOSS / GEDDES	12	71	71	71	71	17	17	83	83	83	83	83	
41	RILEY / JAMES	13	138	138	138	138	7	83	138	138	138	7		
138	O'REILLY / GORDON	14	83	83	7	7	83	138	17	7	7	138		
71	R. CROWE / C. CROWE	15	38	7	83	83	138	7	7	17	17	17		
7	PEARSON / DODD	16	7	38										
62	WRIGHT / BAILEY	17												
17	THOMAS / COLE	18												

BMCRC - MRO Championships 2023 - Rnd 2 @ Pembrey

BMCRC F1 & F2 Sidecars

RACE 6 - SECTOR ANALYSIS



SECTOR 1 = FL to I1, SECTOR 2 = I1 to FL, DIFF = Difference To Personal Best Lap, P = Crossed Finish Line in Pit Lane, D = Time Disallowed

P1 77 F2		REEVES / WILKES		- Bonovo Action/ Rich Energy		
IDEAL LAP TIME : 1:01.566		BEST LAP TIME : 1:01.718		DIFFERENCE : 0.152		
LAP	SECTOR 1	SECTOR 2	LAP TIME	MPH	DIFF	TIME OF DAY
1 -		27.690	1:06.747	78.52	5.029	11:07:42.176
2 -	34.093	27.742	1:01.835 (2)	84.76	0.117	11:08:44.011
3 -	34.470	27.817	1:02.287	84.15	0.569	11:09:46.298
4 -	34.409	27.597	1:02.006	84.53	0.288	11:10:48.304
5 -	34.220	27.498	1:01.718 (1)	84.92		11:11:50.022
6 -	34.345	27.599	1:01.944	84.61	0.226	11:12:51.966
7 -	34.445	27.473	1:01.918 (3)	84.65	0.200	11:13:53.884
8 -	34.590	27.623	1:02.213	84.25	0.495	11:14:56.097
9 -	34.352	27.580	1:01.932	84.63	0.214	11:15:58.029
10 -	34.545	27.765	1:02.310	84.12	0.592	11:17:00.339

P2 137 F2		KNIGHT / HUGHES		LCR HONDA -		
IDEAL LAP TIME : 1:03.044		BEST LAP TIME : 1:03.044		DIFFERENCE : 0.000		
LAP	SECTOR 1	SECTOR 2	LAP TIME	MPH	DIFF	TIME OF DAY
1 -		29.964	1:10.895	73.93	7.851	11:07:46.324
2 -	35.600	28.231	1:03.831	82.11	0.787	11:08:50.155
3 -	36.385	27.968	1:04.353	81.45	1.309	11:09:54.508
4 -	35.747	28.422	1:04.169	81.68	1.125	11:10:58.677
5 -	35.552	27.908	1:03.460 (3)	82.59	0.416	11:12:02.137
6 -	35.347	27.697	1:03.044 (1)	83.14		11:13:05.181
7 -	35.663	28.377	1:04.040	81.84	0.996	11:14:09.221
8 -	35.665	28.140	1:03.805	82.15	0.761	11:15:13.026
9 -	35.358	27.957	1:03.315 (2)	82.78	0.271	11:16:16.341
10 -	35.627	28.504	1:04.131	81.73	1.087	11:17:20.472

P3 4 F1		PEACH / EDWARDS		LCR - Lifesafety Motorsport		
IDEAL LAP TIME : 1:02.847		BEST LAP TIME : 1:03.031		DIFFERENCE : 0.184		
LAP	SECTOR 1	SECTOR 2	LAP TIME	MPH	DIFF	TIME OF DAY
1 -		29.326	1:11.817	72.98	8.786	11:07:47.246
2 -	36.364	28.404	1:04.768	80.92	1.737	11:08:52.014
3 -	34.682	28.349	1:03.031 (1)	83.15		11:09:55.045
4 -	34.802	29.137	1:03.939	81.97	0.908	11:10:58.984
5 -	35.472	28.280	1:03.752	82.21	0.721	11:12:02.736
6 -	35.023	28.275	1:03.298 (3)	82.80	0.267	11:13:06.034
7 -	34.992	29.136	1:04.128	81.73	1.097	11:14:10.162
8 -	34.935	28.253	1:03.188 (2)	82.95	0.157	11:15:13.350
9 -	35.390	28.165	1:03.555	82.47	0.524	11:16:16.905
10 -	35.204	28.573	1:03.777	82.18	0.746	11:17:20.682

P4 58 F1		KIRK / MASTERS		LCR YAMAHA -		
IDEAL LAP TIME : 1:02.888		BEST LAP TIME : 1:02.888		DIFFERENCE : 0.000		
LAP	SECTOR 1	SECTOR 2	LAP TIME	MPH	DIFF	TIME OF DAY
1 -		29.050	1:11.083	73.73	8.195	11:07:46.512
2 -	35.681	28.033	1:03.714	82.26	0.826	11:08:50.226
3 -	35.696	27.988	1:03.684 (3)	82.30	0.796	11:09:53.910
4 -	35.024	27.864	1:02.888 (1)	83.34		11:10:56.798
5 -	35.062	28.410	1:03.472 (2)	82.58	0.584	11:12:00.270
6 -	36.084	27.978	1:04.062	81.82	1.174	11:13:04.332
7 -	36.200	28.338	1:04.538	81.21	1.650	11:14:08.870
8 -	35.620	28.189	1:03.809	82.14	0.921	11:15:12.679
9 -	36.475	28.255	1:04.730	80.97	1.842	11:16:17.409
10 -	35.431	28.287	1:03.718	82.26	0.830	11:17:21.127

BMCRC - MRO Championships 2023 - Rnd 2 @ Pembrey

BMCRC F1 & F2 Sidecars

RACE 6 - SECTOR ANALYSIS



SECTOR 1 = FL to I1, SECTOR 2 = I1 to FL, DIFF = Difference To Personal Best Lap, P = Crossed Finish Line in Pit Lane, D = Time Disallowed

P5 11 F1		GILBERT / HILDIGE		Ryde 1000 - West Ewell fencing		
IDEAL LAP TIME : 1:03.080		BEST LAP TIME : 1:03.080		DIFFERENCE : 0.000		
LAP	SECTOR 1	SECTOR 2	LAP TIME	MPH	DIFF	TIME OF DAY
1 -		28.211	1:09.444	75.47	6.364	11:07:44.873
2 -	35.558	27.522	1:03.080 (1)	83.09		11:08:47.953
3 -	35.618	27.850	1:03.468 (2)	82.58	0.388	11:09:51.421
4 -	36.030	27.827	1:03.857 (3)	82.08	0.777	11:10:55.278
5 -	35.954	28.735	1:04.689	81.02	1.609	11:11:59.967
6 -	36.138	27.930	1:04.068	81.81	0.988	11:13:04.035
7 -	36.256	28.239	1:04.495	81.27	1.415	11:14:08.530
8 -	39.910	28.691	1:08.601	76.40	5.521	11:15:17.131
9 -	37.530	29.127	1:06.657	78.63	3.577	11:16:23.788
10 -	36.897	29.460	1:06.357	78.99	3.277	11:17:30.145

P6 25 F1		MACLAURIN / HOPE		Ars1 YAMAHA - Amr		
IDEAL LAP TIME : 1:03.694		BEST LAP TIME : 1:03.694		DIFFERENCE : 0.000		
LAP	SECTOR 1	SECTOR 2	LAP TIME	MPH	DIFF	TIME OF DAY
1 -		29.837	1:13.705	71.11	10.011	11:07:49.134
2 -	37.625	29.236	1:06.861	78.39	3.167	11:08:55.995
3 -	37.294	29.382	1:06.676	78.61	2.982	11:10:02.671
4 -	37.282	29.097	1:06.379	78.96	2.685	11:11:09.050
5 -	36.224	28.353	1:04.577	81.16	0.883	11:12:13.627
6 -	35.703	28.395	1:04.098 (2)	81.77	0.404	11:13:17.725
7 -			1:04.376 (3)	81.42	0.682	11:14:22.101
8 -	36.438	28.685	1:05.123	80.48	1.429	11:15:27.224
9 -	36.366	28.945	1:05.311	80.25	1.617	11:16:32.535
10 -	35.350	28.344	1:03.694 (1)	82.29		11:17:36.229

P7 71 F2		R. CROWE / C. CROWE		-		
IDEAL LAP TIME : 1:02.619		BEST LAP TIME : 1:02.619		DIFFERENCE : 0.000		
LAP	SECTOR 1	SECTOR 2	LAP TIME	MPH	DIFF	TIME OF DAY
1 -		29.842	1:15.751	69.19	13.132	11:07:51.180
2 -	37.513	29.646	1:07.159	78.04	4.540	11:08:58.339
3 -	37.077	29.554	1:06.631	78.66	4.012	11:10:04.970
4 -	38.022	29.262	1:07.284	77.90	4.665	11:11:12.254
5 -	37.197	28.305	1:05.502	80.02	2.883	11:12:17.756
6 -	36.413	28.430	1:04.843	80.83	2.224	11:13:22.599
7 -			1:05.404	80.14	2.785	11:14:28.003
8 -	34.590	28.029	1:02.619 (1)	83.70		11:15:30.622
9 -	34.919	28.394	1:03.313 (3)	82.78	0.694	11:16:33.935
10 -	35.106	28.081	1:03.187 (2)	82.95	0.568	11:17:37.122

P8 37 F2		MORPHET / REILLY		LCR SUZUKI -		
IDEAL LAP TIME : 1:05.001		BEST LAP TIME : 1:05.050		DIFFERENCE : 0.049		
LAP	SECTOR 1	SECTOR 2	LAP TIME	MPH	DIFF	TIME OF DAY
1 -		29.211	1:11.492	73.31	6.442	11:07:46.921
2 -	37.255	28.860	1:06.115	79.28	1.065	11:08:53.036
3 -	36.457	28.840	1:05.297 (2)	80.27	0.247	11:09:58.333
4 -	36.455	30.385	1:06.840	78.42	1.790	11:11:05.173
5 -	36.432	28.978	1:05.410	80.13	0.360	11:12:10.583
6 -	36.503	29.043	1:05.546	79.96	0.496	11:13:16.129
7 -			1:05.773	79.69	0.723	11:14:21.902
8 -	36.390	28.660	1:05.050 (1)	80.57		11:15:26.952
9 -	36.341	29.067	1:05.408 (3)	80.13	0.358	11:16:32.360
10 -	36.427	29.874	1:06.301	79.05	1.251	11:17:38.661

BMCRC - MRO Championships 2023 - Rnd 2 @ Pembrey

BMCRC F1 & F2 Sidecars

RACE 6 - SECTOR ANALYSIS



SECTOR 1 = FL to I1, SECTOR 2 = I1 to FL, DIFF = Difference To Personal Best Lap, P = Crossed Finish Line in Pit Lane, D = Time Disallowed

P9 84 F1		S. LAIDLLOW / J. LAIDLLOW		Yamaha YAMAHA - Lfr		
IDEAL LAP TIME : 1:03.270		BEST LAP TIME : 1:03.270		DIFFERENCE : 0.000		
LAP	SECTOR 1	SECTOR 2	LAP TIME	MPH	DIFF	TIME OF DAY
1 -		30.185	1:14.777	70.09	11.507	11:07:50.206
2 -	37.851	28.939	1:06.790	78.47	3.520	11:08:56.996
3 -	36.815	29.095	1:05.910	79.52	2.640	11:10:02.906
4 -	37.214	29.262	1:06.476	78.84	3.206	11:11:09.382
5 -	37.063	29.005	1:06.068	79.33	2.798	11:12:15.450
6 -	37.648	29.224	1:06.872	78.38	3.602	11:13:22.322
7 -			1:06.429	78.90	3.159	11:14:28.751
8 -	35.423	28.428	1:03.851 (3)	82.09	0.581	11:15:32.602
9 -	35.259	28.438	1:03.697 (2)	82.28	0.427	11:16:36.299
10 -	35.000	28.270	1:03.270 (1)	82.84		11:17:39.569

P10 28 F2		KING / SIGSWORTH		Lumley Ireson - Townsend Motors		
IDEAL LAP TIME : 1:06.021		BEST LAP TIME : 1:06.272		DIFFERENCE : 0.251		
LAP	SECTOR 1	SECTOR 2	LAP TIME	MPH	DIFF	TIME OF DAY
1 -		29.745	1:13.383	71.42	7.111	11:07:48.812
2 -	37.606	29.098	1:06.704	78.57	0.432	11:08:55.516
3 -	37.541	29.061	1:06.602	78.70	0.330	11:10:02.118
4 -	37.605	28.972	1:06.577	78.72	0.305	11:11:08.695
5 -	37.570	28.702	1:06.272 (1)	79.09		11:12:14.967
6 -	37.925	29.185	1:07.110	78.10	0.838	11:13:22.077
7 -			1:07.952	77.13	1.680	11:14:30.029
8 -	37.319	29.099	1:06.418 (2)	78.91	0.146	11:15:36.447
9 -	37.527	28.995	1:06.522 (3)	78.79	0.250	11:16:42.969
10 -	38.098	29.283	1:07.381	77.79	1.109	11:17:50.350

P11 113 F2		HANDCOCK / BEVAN		Shelbourne - r j contracting		
IDEAL LAP TIME : 1:06.246		BEST LAP TIME : 1:06.300		DIFFERENCE : 0.054		
LAP	SECTOR 1	SECTOR 2	LAP TIME	MPH	DIFF	TIME OF DAY
1 -		29.560	1:13.844	70.98	7.544	11:07:49.273
2 -	37.877	29.505	1:07.382	77.78	1.082	11:08:56.655
3 -	38.025	29.439	1:07.464	77.69	1.164	11:10:04.119
4 -	37.037	29.263	1:06.300 (1)	79.05		11:11:10.419
5 -	37.175	29.262	1:06.437 (2)	78.89	0.137	11:12:16.856
6 -	37.028	29.547	1:06.575	78.73	0.275	11:13:23.431
7 -			1:06.980	78.25	0.680	11:14:30.411
8 -	37.246	29.367	1:06.613	78.68	0.313	11:15:37.024
9 -	37.243	29.218	1:06.461 (3)	78.86	0.161	11:16:43.485
10 -	37.819	29.290	1:07.109	78.10	0.809	11:17:50.594

P12 83 F2		BUCHANAN / EVANS		Lumley Ireson KAWASAKI - Bull Inn Racing		
IDEAL LAP TIME : 1:05.553		BEST LAP TIME : 1:05.651		DIFFERENCE : 0.098		
LAP	SECTOR 1	SECTOR 2	LAP TIME	MPH	DIFF	TIME OF DAY
1 -		30.674	1:16.857	68.19	11.206	11:07:52.286
2 -	38.305	29.553	1:07.858	77.24	2.207	11:09:00.144
3 -	37.698	29.864	1:07.562	77.58	1.911	11:10:07.706
4 -	37.134	29.711	1:06.845	78.41	1.194	11:11:14.551
5 -	36.891	30.193	1:07.084	78.13	1.433	11:12:21.635
6 -	38.037	30.107	1:08.144	76.91	2.493	11:13:29.779
7 -	38.002	29.197	1:07.199	78.00	1.548	11:14:36.978
8 -	37.081	29.433	1:06.514 (3)	78.80	0.863	11:15:43.492
9 -	36.356	29.295	1:05.651 (1)	79.84		11:16:49.143
10 -	36.376	29.404	1:05.780 (2)	79.68	0.129	11:17:54.923

BMCRC - MRO Championships 2023 - Rnd 2 @ Pembrey

BMCRC F1 & F2 Sidecars

RACE 6 - SECTOR ANALYSIS



SECTOR 1 = FL to I1, SECTOR 2 = I1 to FL, DIFF = Difference To Personal Best Lap, P = Crossed Finish Line in Pit Lane, D = Time Disallowed

P13		7 F2		PEARSON / DODD		LCR SUZUKI - ABS Racing	
IDEAL LAP TIME : 1:05.222		BEST LAP TIME : 1:05.222		DIFFERENCE : 0.000			
LAP	SECTOR 1	SECTOR 2	LAP TIME	MPH	DIFF	TIME OF DAY	
1 -		30.403	1:17.529	67.60	12.307	11:07:52.958	
2 -	38.020	29.406	1:07.426	77.73	2.204	11:09:00.384	
3 -	37.291	29.558	1:06.849	78.40	1.627	11:10:07.233	
4 -	37.451	29.500	1:06.951	78.29	1.729	11:11:14.184	
5 -	36.814	30.367	1:07.181	78.02	1.959	11:12:21.365	
6 -	38.866	30.271	1:09.137	75.81	3.915	11:13:30.502	
7 -	37.927	30.482	1:08.409	76.62	3.187	11:14:38.911	
8 -	36.950	29.248	1:06.198 (3)	79.18	0.976	11:15:45.109	
9 -	36.356	28.866	1:05.222 (1)	80.36		11:16:50.331	
10 -	36.487	29.103	1:05.590 (2)	79.91	0.368	11:17:55.921	

P14		138 F2		O'REILLY / GORDON		LCR SUZUKI -	
IDEAL LAP TIME : 1:05.700		BEST LAP TIME : 1:05.700		DIFFERENCE : 0.000			
LAP	SECTOR 1	SECTOR 2	LAP TIME	MPH	DIFF	TIME OF DAY	
1 -		30.137	1:15.817	69.13	10.117	11:07:51.246	
2 -	38.699	29.596	1:08.295	76.74	2.595	11:08:59.541	
3 -	37.717	29.470	1:07.187	78.01	1.487	11:10:06.728	
4 -	37.637	29.731	1:07.368	77.80	1.668	11:11:14.096	
5 -	37.862	29.968	1:07.830	77.27	2.130	11:12:21.926	
6 -	38.458	29.601	1:08.059	77.01	2.359	11:13:29.985	
7 -	38.154	29.873	1:08.027	77.05	2.327	11:14:38.012	
8 -	36.551	29.454	1:06.005 (2)	79.41	0.305	11:15:44.017	
9 -	36.510	29.190	1:05.700 (1)	79.78		11:16:49.717	
10 -	37.406	29.580	1:06.986 (3)	78.24	1.286	11:17:56.703	

P15		17 F1		THOMAS / COLE		Shelbourne HONDA - Team Walters And Thomas Sidecar racin	
IDEAL LAP TIME : 1:06.446		BEST LAP TIME : 1:06.691		DIFFERENCE : 0.245			
LAP	SECTOR 1	SECTOR 2	LAP TIME	MPH	DIFF	TIME OF DAY	
1 -		29.632	1:14.591	70.27	7.900	11:07:50.020	
2 -	38.539	29.587	1:08.126 (3)	76.93	1.435	11:08:58.146	
3 -	37.124	29.567	1:06.691 (1)	78.59		11:10:04.837	
4 -	37.956	29.322	1:07.278 (2)	77.90	0.587	11:11:12.115	
5 -	38.396	30.408	1:08.804	76.18	2.113	11:12:20.919	
6 -	38.360	30.212	1:08.572	76.43	1.881	11:13:29.491	
7 -	38.117	31.044	1:09.161	75.78	2.470	11:14:38.652	
8 -	40.128	30.917	1:11.045	73.77	4.354	11:15:49.697	
9 -	38.795	31.321	1:10.116	74.75	3.425	11:16:59.813	
10 -	39.022	31.622	1:10.644	74.19	3.953	11:18:10.457	

P16		38 F1		MOSS / GEDDES		LCR YAMAHA - LifeSafety Motorsport - CharlieMossRacing	
IDEAL LAP TIME : 1:31.540		BEST LAP TIME : 1:31.780		DIFFERENCE : 0.240			
LAP	SECTOR 1	SECTOR 2	LAP TIME	MPH	DIFF	TIME OF DAY	
1 -		30.274	1:17.011	68.06		11:07:52.440	
2 -	1:01.266	30.514	1:31.780 (1)	57.11		11:09:24.220	

BMCRC - MRO Championships 2023 - Rnd 2 @ Pembrey

BMCRC F1 & F2 Sidecars

RACE 6 - BEST SECTORS

SECTOR 1			SECTOR 2			IDEAL / BEST COMPARISON						
POS	NO	NAME	TIME	NO	NAME	TIME	POS	NO	NAME	IDEAL	BEST	DIFF
									PERFECT LAP	1:01.566		
1	77	REEVES / WILKES	34.093	77	REEVES / WILKES	27.473	1	77	REEVES / WILKES	1:01.566	1:01.718	0.152
2	71	R. CROWE / C. CROWE	34.590	11	GILBERT / HILDIGE	27.522	2	71	R. CROWE / C. CROWE	1:02.619	1:02.619	0.000
3	4	PEACH / EDWARDS	34.682	137	KNIGHT / HUGHES	27.697	3	4	PEACH / EDWARDS	1:02.847	1:03.031	0.184
4	84	S. LAIDLLOW / J. LAIDLLOW	35.000	58	KIRK / MASTERS	27.864	4	58	KIRK / MASTERS	1:02.888	1:02.888	0.000
5	58	KIRK / MASTERS	35.024	71	R. CROWE / C. CROWE	28.029	5	137	KNIGHT / HUGHES	1:03.044	1:03.044	0.000
6	137	KNIGHT / HUGHES	35.347	4	PEACH / EDWARDS	28.165	6	11	GILBERT / HILDIGE	1:03.080	1:03.080	0.000
7	25	MACLAURIN / HOPE	35.350	84	S. LAIDLLOW / J. LAIDLLOW	28.270	7	84	S. LAIDLLOW / J. LAIDLLOW	1:03.270	1:03.270	0.000
8	11	GILBERT / HILDIGE	35.558	25	MACLAURIN / HOPE	28.344	8	25	MACLAURIN / HOPE	1:03.694	1:03.694	0.000
9	37	MORPHET / REILLY	36.341	37	MORPHET / REILLY	28.660	9	37	MORPHET / REILLY	1:05.001	1:05.050	0.049
10	83	BUCHANAN / EVANS	36.356	28	KING / SIGSWORTH	28.702	10	7	PEARSON / DODD	1:05.222	1:05.222	0.000
11	7	PEARSON / DODD	36.356	7	PEARSON / DODD	28.866	11	83	BUCHANAN / EVANS	1:05.553	1:05.651	0.098
12	138	O'REILLY / GORDON	36.510	138	O'REILLY / GORDON	29.190	12	138	O'REILLY / GORDON	1:05.700	1:05.700	0.000
13	113	HANDCOCK / BEVAN	37.028	83	BUCHANAN / EVANS	29.197	13	28	KING / SIGSWORTH	1:06.021	1:06.272	0.251
14	17	THOMAS / COLE	37.124	113	HANDCOCK / BEVAN	29.218	14	113	HANDCOCK / BEVAN	1:06.246	1:06.300	0.054
15	28	KING / SIGSWORTH	37.319	17	THOMAS / COLE	29.322	15	17	THOMAS / COLE	1:06.446	1:06.691	0.245
16	38	MOSS / GEDDES	1:01.266	38	MOSS / GEDDES	30.274	16	38	MOSS / GEDDES	1:31.540	1:31.780	0.240

BMCRC - MRO Championships 2023 - Rnd 2 @ Pembrey

BMCRC F1 & F2 Sidecars

RACE 6 - STATISTICS

Competitors Started 16
Planned Start 2023-04-09 @ 11:00:00.000
Actual Start 2023-04-09 @ 11:06:35.428
Finish Time 2023-04-09 @ 11:17:00.338
Track Length 1.4560mi.
Total Laps 152
Total Distance Covered 221.3120mi.

Session Fastest Lap History

NO	CL	NAME	LAP TIME	TIME OF DAY	LAP	VEHICLE
77	F2	REEVES / WILKES	1:01.835	11:08:44.026	2	
77	F2	REEVES / WILKES	1:01.718	11:11:50.038	5	

Session Leader History

NO	CL	NAME	FROM LAP	LAPS LED	DISTANCE	VEHICLE
77	F2	REEVES / WILKES	1	10	14.56 miles	

Flag History

TYPE	TIME OF DAY
GREEN	11:06:35.428
FINISH	11:17:00.338

Flag Statistics

TYPE	COUNT	TOTAL LAPS	TOTAL TIME
Green	1	10	12:06.451
Red	0	0	0.000
Safety Car	0	0	0.000
FCY	0	0	0.000

BMCRC - MRO Championships 2023 - Rnd 2 @ Pembrey

BMCRC F1 & F2 Sidecars

RACE 6 - STATISTICS

CLASS : F1

7 Starters

Fastest Lap History

NO	NAME	LAP TIME	TIME OF DAY	LAP	VEHICLE
11	GILBERT / HILDIGE	1:03.080	11:08:47.976	2	Ryde 1000
4	PEACH / EDWARDS	1:03.031	11:09:55.057	3	LCR
58	KIRK / MASTERS	1:02.888	11:10:56.810	4	LCR YAMAHA

Leader History

NO	NAME	FROM LAP	LAPS LED	DISTANCE	VEHICLE
11	GILBERT / HILDIGE	1	7	10.19 miles	Ryde 1000
58	KIRK / MASTERS	8	1	1.45 miles	LCR YAMAHA
4	PEACH / EDWARDS	9	2	2.91 miles	LCR

BMCRC - MRO Championships 2023 - Rnd 2 @ Pembrey

BMCRC F1 & F2 Sidecars

RACE 6 - STATISTICS

CLASS : F2

9 Starters

Fastest Lap History

NO	NAME	LAP TIME	TIME OF DAY	LAP	VEHICLE
77	REEVES / WILKES	1:01.835	11:08:44.026	2	
77	REEVES / WILKES	1:01.718	11:11:50.038	5	

Leader History

NO	NAME	FROM LAP	LAPS LED	DISTANCE	VEHICLE
77	REEVES / WILKES	1	10	14.56 miles	

BMCRC - MRO Championships 2023 - Rnd 2 @ Pembrey

BMCRC F1 & F2 Sidecars

RACE 17 - GRID (10 Laps)



ROW 9	18	62	WRIGHT / BAILEY	17	41	RILEY / JAMES
ROW 8	16	38	MOSS / GEDDES 1:31.780	15	17	THOMAS / COLE 1:06.691
ROW 7	14	113	HANDCOCK / BEVAN 1:06.300	13	28	KING / SIGSWORTH 1:06.272
ROW 6	12	138	O'REILLY / GORDON 1:05.700	11	83	BUCHANAN / EVANS 1:05.651
ROW 5	10	7	PEARSON / DODD 1:05.222	9	37	MORPHET / REILLY 1:05.050
ROW 4	8	25	MACLAURIN / HOPE 1:03.694	7	84	S. LAIDLAW / J. LAIDLAW 1:03.270
ROW 3	6	11	GILBERT / HILDIGE 1:03.080	5	137	KNIGHT / HUGHES 1:03.044
ROW 2	4	4	PEACH / EDWARDS 1:03.031	3	58	KIRK / MASTERS 1:02.888
ROW 1	2	71	R. CROWE / C. CROWE 1:02.619	1	77	REEVES / WILKES 1:01.718
Pole						

Pembrey National: 1.4560 miles

These results are provisional until the conclusion of any judicial and technical matters.

Clerk Of Course :	Stewards :	Timekeeper : Sarah Evans
-------------------	------------	--------------------------

Results can be found at www.tsl-timing.com

Printed - 11:27 Sunday, 09 April 2023



BMCRC - MRO Championships 2023 - Rnd 2 @ Pembrey



BMCRC F1 & F2 Sidecars

RACE 17 - CLASSIFICATION

POS	NO	CL	PIC NAME	ENTRY	LAPS	TIME	GAP	DIFF	MPH	BEST	ON
1	4	F1	1 PEACH / EDWARDS	LCR - Lifesafety Motorsport	10	10:36.193			82.39	1:02.547	9
2	84	F1	2 S. LAIDLAW / J. LAIDLAW	Yamaha YAMAHA - Lfr	10	10:45.200	9.007	9.007	81.23	1:02.985	4
3	11	F1	3 GILBERT / HILDIGE	Ryde 1000 - West Ewell fencing	10	10:57.960	21.767	12.760	79.66	1:03.446	4
4	113	F2	1 HANDCOCK / BEVAN	Shelbourne - r j contracting	10	11:04.711	28.518	6.751	78.85	1:04.981	7
5	37	F2	2 MORPHET / REILLY	LCR SUZUKI -	10	11:06.143	29.950	1.432	78.68	1:04.993	9
6	7	F2	3 PEARSON / DODD	LCR SUZUKI - ABS Racing	10	11:09.192	32.999	3.049	78.32	1:05.017	9
7	28	F2	4 KING / SIGSWORTH	Lumley Ireson - Townsend Motors	10	11:11.394	35.201	2.202	78.07	1:05.751	4
8	25	F1	4 MACLAURIN / HOPE	Ars1 YAMAHA - Amr	10	11:11.816	35.623	0.422	78.02	1:05.797	8
9	83	F2	5 BUCHANAN / EVANS	Lumley Ireson KAWASAKI - Bull Inn Racing	10	11:19.537	43.344	7.721	77.13	1:05.950	7
10	138	F2	6 O'REILLY / GORDON	LCR SUZUKI -	10	11:23.916	47.723	4.379	76.64	1:06.678	4
11	17	F1	5 THOMAS / COLE	Shelbourne HONDA - Team Walters And Thomas S	10	11:24.085	47.892	0.169	76.62	1:06.612	10

NOT CLASSIFIED

NC	71	F2	R. CROWE / C. CROWE	-	4	4:13.463	6 Laps	6 Laps	82.71	1:01.758	2
----	----	----	---------------------	---	---	----------	--------	--------	-------	----------	---

NOT STARTED

NS	77	F2	REEVES / WILKES	- Bonovo Action/ Rich Energy							
NS	58	F1	KIRK / MASTERS	LCR YAMAHA -							
NS	137	F2	KNIGHT / HUGHES	LCR HONDA -							
NS	38	F1	MOSS / GEDDES	LCR YAMAHA - LifeSafety Motorsport - CharlieMoss							
NS	41	F2	RILEY / JAMES	-							
NS	62	F1	WRIGHT / BAILEY	RYDE YAMAHA - Stainless Steel Designs Ltd.							

FASTEST LAP

	71	F2	R. CROWE / C. CROWE	-	2	1:01.758		84.87 mph		136.59 kph	
	4	F1	PEACH / EDWARDS	LCR - Lifesafety Motorsport	9	1:02.547		83.80 mph		134.86 kph	

Class F1 - 92.5% of Race Speed = 76.21 mph

Class F2 - 92.5% of Race Speed = 72.93 mph

Weather / Track : Bright / Dry

These results are provisional until the conclusion of any judicial and technical matters.

Race Distance: 10 Laps / 14.56 miles

Pembrey National: 1.4560 miles

Date: 09/04/2023 Start: 14:52 Finish: 15:02

Clerk Of Course :	Stewards :	Timekeeper : Sarah Evans
-------------------	------------	--------------------------

Results can be found at www.tsl-timing.com

Printed - 15:05 Sunday, 09 April 2023



BMCRC - MRO Championships 2023 - Rnd 2 @ Pembrey

BMCRC F1 & F2 Sidecars

RACE 17 - LAP CHART

LAP 1 @ 14:53:27.660

NO	BEHIND	LAP TIME
71		1:07.068
4	1.751	1:08.819
25	3.199	1:10.267
84	4.084	1:11.152
37	4.656	1:11.724
11	4.964	1:12.032
113	5.807	1:12.875
28	7.095	1:14.163
138	8.565	1:15.633
83	8.804	1:15.872
17	8.955	1:16.023
7	9.477	1:16.545

LAP 2 @ 14:54:29.418

NO	BEHIND	LAP TIME
71		1:01.758
4	3.253	1:03.260
84	6.547	1:04.221
11	7.626	1:04.420
25	8.289	1:06.848
37	9.275	1:06.377
113	9.614	1:05.565
28	11.838	1:06.501
17	13.868	1:06.671
83	14.689	1:07.643
7	15.053	1:07.334
138	16.094	1:09.287

LAP 3 @ 14:55:31.734

NO	BEHIND	LAP TIME
71		1:02.316
4	3.646	1:02.709
84	7.485	1:03.254
11	8.923	1:03.613
25	12.587	1:06.614
37	12.972	1:06.013
113	13.139	1:05.841
28	16.061	1:06.539
7	18.191	1:05.454
17	19.142	1:07.590
83	20.440	1:08.067
138	22.038	1:08.260

LAP 4 @ 14:56:34.055

NO	BEHIND	LAP TIME
71		1:02.321
4	4.019	1:02.694
84	8.149	1:02.985
11	10.048	1:03.446
25	17.081	1:06.815
113	17.360	1:06.542
37	17.672	1:07.021
28	19.491	1:05.751
7	21.537	1:05.667
17	24.003	1:07.182
83	25.124	1:07.005
138	26.395	1:06.678

LAP 5 @ 14:57:41.150

NO	BEHIND	LAP TIME
4		1:03.076
84	4.884	1:03.830
11	7.185	1:04.232
113	16.926	1:06.661
25	17.328	1:07.342
37	17.645	1:07.068
28	18.633	1:06.237
7	19.730	1:05.288
83	26.102	1:08.073
17	26.175	1:09.267
138	26.471	1:07.171

LAP 6 @ 14:58:45.096

NO	BEHIND	LAP TIME
4		1:03.946
84	3.975	1:03.037
11	8.454	1:05.215
113	18.307	1:05.327
37	20.622	1:06.923
25	21.087	1:07.705
28	21.288	1:06.601
7	21.919	1:06.135
83	28.422	1:06.266
138	29.913	1:07.388
17	30.638	1:08.409

LAP 7 @ 14:59:48.596

NO	BEHIND	LAP TIME
4		1:03.500
84	3.507	1:03.032
11	10.685	1:05.731
113	19.788	1:04.981
37	22.586	1:05.464
28	23.947	1:06.159
7	24.681	1:06.262
25	25.713	1:08.126
83	30.872	1:05.950
138	33.998	1:07.585
17	34.702	1:07.564

LAP 8 @ 15:00:51.410

NO	BEHIND	LAP TIME
4		1:02.814
84	3.991	1:03.298
11	13.990	1:06.119
113	22.763	1:05.789
37	25.249	1:05.477
28	27.089	1:05.956
7	27.603	1:05.736
25	28.696	1:05.797
83	34.463	1:06.405
138	38.451	1:07.267
17	39.321	1:07.433

LAP 9 @ 15:01:53.957

NO	BEHIND	LAP TIME
4		1:02.547
84	5.157	1:03.713
11	17.542	1:06.099
113	25.650	1:05.434

37	27.695	1:04.993
7	30.073	1:05.017
28	31.515	1:06.973
25	32.079	1:05.930
83	39.450	1:07.534
138	43.167	1:07.263
17	44.108	1:07.334

LAP 10 @ 15:02:56.785

NO	BEHIND	LAP TIME
4		1:02.828
84	9.007	1:06.678
11	21.767	1:07.053
113	28.518	1:05.696
37	29.950	1:05.083
7	32.999	1:05.754
28	35.201	1:06.514
25	35.623	1:06.372
83	43.344	1:06.722
138	47.723	1:07.384
17	47.892	1:06.612

BMCRC - MRO Championships 2023 - Rnd 2 @ Pembrey

BMCRC F1 & F2 Sidecars

RACE 17 - POSITION CHART

No	Name	Lap										
		Pos	1	2	3	4	5	6	7	8	9	10
77	REEVES / WILKES	1	71	71	71	71	4	4	4	4	4	4
71	R. CROWE / C. CROW	2	4	4	4	4	84	84	84	84	84	84
58	KIRK / MASTERS	3	25	84	84	84	11	11	11	11	11	11
4	PEACH / EDWARDS	4	84	11	11	11	113	113	113	113	113	113
137	KNIGHT / HUGHES	5	37	25	25	25	25	37	37	37	37	37
11	GILBERT / HILDIGE	6	11	37	37	113	37	25	28	28	7	7
84	S. LAIDLAW / J. LAIDL	7	113	113	113	37	28	28	7	7	28	28
25	MACLAURIN / HOPE	8	28	28	28	28	7	7	25	25	25	25
37	MORPHET / REILLY	9	138	17	7	7	83	83	83	83	83	83
7	PEARSON / DODD	10	83	83	17	17	17	138	138	138	138	138
83	BUCHANAN / EVANS	11	17	7	83	83	138	17	17	17	17	17
138	O'REILLY / GORDON	12	7	138	138	138						
28	KING / SIGSWORTH	13										
113	HANDCOCK / BEVAN	14										
17	THOMAS / COLE	15										
38	MOSS / GEDDES	16										
41	RILEY / JAMES	17										
62	WRIGHT / BAILEY	18										

BMCRC - MRO Championships 2023 - Rnd 2 @ Pembrey

BMCRC F1 & F2 Sidecars

RACE 17 - SECTOR ANALYSIS



SECTOR 1 = FL to I1, SECTOR 2 = I1 to FL, DIFF = Difference To Personal Best Lap, P = Crossed Finish Line in Pit Lane, D = Time Disallowed

P1		4 F1		PEACH / EDWARDS		LCR - Lifesafety Motorsport	
IDEAL LAP TIME : 1:02.547		BEST LAP TIME : 1:02.547		DIFFERENCE : 0.000			
LAP	SECTOR 1	SECTOR 2	LAP TIME	MPH	DIFF	TIME OF DAY	
1 -		28.467	1:08.819	76.16	6.272	14:53:29.411	
2 -	34.818	28.442	1:03.260	82.85	0.713	14:54:32.671	
3 -	34.454	28.255	1:02.709 (3)	83.58	0.162	14:55:35.380	
4 -	34.520	28.174	1:02.694 (2)	83.60	0.147	14:56:38.074	
5 -	34.539	28.537	1:03.076	83.09	0.529	14:57:41.150	
6 -	35.414	28.532	1:03.946	81.96	1.399	14:58:45.096	
7 -	35.167	28.333	1:03.500	82.54	0.953	14:59:48.596	
8 -	34.602	28.212	1:02.814	83.44	0.267	15:00:51.410	
9 -	34.425	28.122	1:02.547 (1)	83.80		15:01:53.957	
10 -	34.466	28.362	1:02.828	83.42	0.281	15:02:56.785	

P2		84 F1		S. LAIDLAW / J. LAIDLAW		Yamaha YAMAHA - Lfr	
IDEAL LAP TIME : 1:02.853		BEST LAP TIME : 1:02.985		DIFFERENCE : 0.132			
LAP	SECTOR 1	SECTOR 2	LAP TIME	MPH	DIFF	TIME OF DAY	
1 -		28.773	1:11.152	73.66	8.167	14:53:31.744	
2 -	35.837	28.384	1:04.221	81.61	1.236	14:54:35.965	
3 -	34.989	28.265	1:03.254	82.86	0.269	14:55:39.219	
4 -	35.106	27.879	1:02.985 (1)	83.21		14:56:42.204	
5 -	35.650	28.180	1:03.830	82.11	0.845	14:57:46.034	
6 -	35.127	27.910	1:03.037 (3)	83.15	0.052	14:58:49.071	
7 -	34.974	28.058	1:03.032 (2)	83.15	0.047	14:59:52.103	
8 -	35.078	28.220	1:03.298	82.80	0.313	15:00:55.401	
9 -	35.656	28.057	1:03.713	82.26	0.728	15:01:59.114	
10 -	38.180	28.498	1:06.678	78.61	3.693	15:03:05.792	

P3		11 F1		GILBERT / HILDIGE		Ryde 1000 - West Ewell fencing	
IDEAL LAP TIME : 1:03.318		BEST LAP TIME : 1:03.446		DIFFERENCE : 0.128			
LAP	SECTOR 1	SECTOR 2	LAP TIME	MPH	DIFF	TIME OF DAY	
1 -		28.023	1:12.032	72.76	8.586	14:53:32.624	
2 -	35.855	28.565	1:04.420	81.36	0.974	14:54:37.044	
3 -	35.728	27.885	1:03.613 (2)	82.39	0.167	14:55:40.657	
4 -	35.433	28.013	1:03.446 (1)	82.61		14:56:44.103	
5 -	35.983	28.249	1:04.232 (3)	81.60	0.786	14:57:48.335	
6 -	36.801	28.414	1:05.215	80.37	1.769	14:58:53.550	
7 -	37.265	28.466	1:05.731	79.74	2.285	14:59:59.281	
8 -	37.269	28.850	1:06.119	79.27	2.673	15:01:05.400	
9 -	37.315	28.784	1:06.099	79.29	2.653	15:02:11.499	
10 -	37.609	29.444	1:07.053	78.17	3.607	15:03:18.552	

P4		113 F2		HANDCOCK / BEVAN		Shelbourne - r j contracting	
IDEAL LAP TIME : 1:04.930		BEST LAP TIME : 1:04.981		DIFFERENCE : 0.051			
LAP	SECTOR 1	SECTOR 2	LAP TIME	MPH	DIFF	TIME OF DAY	
1 -		29.609	1:12.875	71.92	7.894	14:53:33.467	
2 -	36.504	29.061	1:05.565	79.94	0.584	14:54:39.032	
3 -	36.616	29.225	1:05.841	79.60	0.860	14:55:44.873	
4 -	37.034	29.508	1:06.542	78.77	1.561	14:56:51.415	
5 -	37.181	29.480	1:06.661	78.63	1.680	14:57:58.076	
6 -	36.271	29.056	1:05.327 (2)	80.23	0.346	14:59:03.403	
7 -	36.037	28.944	1:04.981 (1)	80.66		15:00:08.384	
8 -	36.554	29.235	1:05.789	79.67	0.808	15:01:14.173	
9 -	36.541	28.893	1:05.434 (3)	80.10	0.453	15:02:19.607	
10 -	36.313	29.383	1:05.696	79.78	0.715	15:03:25.303	

BMCRC - MRO Championships 2023 - Rnd 2 @ Pembrey

BMCRC F1 & F2 Sidecars

RACE 17 - SECTOR ANALYSIS



SECTOR 1 = FL to I1, SECTOR 2 = I1 to FL, DIFF = Difference To Personal Best Lap, P = Crossed Finish Line in Pit Lane, D = Time Disallowed

P5 37 F2 MORPHET / REILLY			LCR SUZUKI -			
IDEAL LAP TIME : 1:04.660		BEST LAP TIME : 1:04.993		DIFFERENCE : 0.333		
LAP	SECTOR 1	SECTOR 2	LAP TIME	MPH	DIFF	TIME OF DAY
1 -		29.451	1:11.724	73.07	6.731	14:53:32.316
2 -	37.137	29.240	1:06.377	78.96	1.384	14:54:38.693
3 -	36.579	29.434	1:06.013	79.40	1.020	14:55:44.706
4 -	37.485	29.536	1:07.021	78.20	2.028	14:56:51.727
5 -	37.135	29.933	1:07.068	78.15	2.075	14:57:58.795
6 -	37.400	29.523	1:06.923	78.32	1.930	14:59:05.718
7 -	36.324	29.140	1:05.464 (3)	80.06	0.471	15:00:11.182
8 -	36.366	29.111	1:05.477	80.05	0.484	15:01:16.659
9 -	36.421	28.572	1:04.993 (1)	80.64		15:02:21.652
10 -	36.088	28.995	1:05.083 (2)	80.53	0.090	15:03:26.735

P6 7 F2 PEARSON / DODD			LCR SUZUKI - ABS Racing			
IDEAL LAP TIME : 1:04.993		BEST LAP TIME : 1:05.017		DIFFERENCE : 0.024		
LAP	SECTOR 1	SECTOR 2	LAP TIME	MPH	DIFF	TIME OF DAY
1 -		30.092	1:16.545	68.47	11.528	14:53:37.137
2 -	37.963	29.371	1:07.334	77.84	2.317	14:54:44.471
3 -	36.430	29.024	1:05.454 (3)	80.08	0.437	14:55:49.925
4 -	36.521	29.146	1:05.667	79.82	0.650	14:56:55.592
5 -	36.347	28.941	1:05.288 (2)	80.28	0.271	14:58:00.880
6 -	36.634	29.501	1:06.135	79.25	1.118	14:59:07.015
7 -	37.451	28.811	1:06.262	79.10	1.245	15:00:13.277
8 -	36.805	28.931	1:05.736	79.73	0.719	15:01:19.013
9 -	36.371	28.646	1:05.017 (1)	80.61		15:02:24.030
10 -	36.503	29.251	1:05.754	79.71	0.737	15:03:29.784

P7 28 F2 KING / SIGSWORTH			Lumley Ireson - Townsend Motors			
IDEAL LAP TIME : 1:05.704		BEST LAP TIME : 1:05.751		DIFFERENCE : 0.047		
LAP	SECTOR 1	SECTOR 2	LAP TIME	MPH	DIFF	TIME OF DAY
1 -		28.946	1:14.163	70.67	8.412	14:53:34.755
2 -	37.313	29.188	1:06.501	78.81	0.750	14:54:41.256
3 -	37.738	28.801	1:06.539	78.77	0.788	14:55:47.795
4 -	37.108	28.643	1:05.751 (1)	79.71		14:56:53.546
5 -	37.203	29.034	1:06.237	79.13	0.486	14:57:59.783
6 -	37.246	29.355	1:06.601	78.70	0.850	14:59:06.384
7 -	37.061	29.098	1:06.159 (3)	79.22	0.408	15:00:12.543
8 -	37.121	28.835	1:05.956 (2)	79.47	0.205	15:01:18.499
9 -	37.890	29.083	1:06.973	78.26	1.222	15:02:25.472
10 -	37.165	29.349	1:06.514	78.80	0.763	15:03:31.986

P8 25 F1 MACLAURIN / HOPE			Ars1 YAMAHA - Amr			
IDEAL LAP TIME : 1:05.161		BEST LAP TIME : 1:05.797		DIFFERENCE : 0.636		
LAP	SECTOR 1	SECTOR 2	LAP TIME	MPH	DIFF	TIME OF DAY
1 -		28.664	1:10.267	74.59	4.470	14:53:30.859
2 -	36.562	30.286	1:06.848	78.41	1.051	14:54:37.707
3 -	37.214	29.400	1:06.614	78.68	0.817	14:55:44.321
4 -	37.333	29.482	1:06.815	78.44	1.018	14:56:51.136
5 -	37.224	30.118	1:07.342	77.83	1.545	14:57:58.478
6 -	38.010	29.695	1:07.705	77.41	1.908	14:59:06.183
7 -	38.577	29.549	1:08.126	76.93	2.329	15:00:14.309
8 -	36.497	29.300	1:05.797 (1)	79.66		15:01:20.106
9 -	36.555	29.375	1:05.930 (2)	79.50	0.133	15:02:26.036
10 -	36.889	29.483	1:06.372 (3)	78.97	0.575	15:03:32.408

BMCRC - MRO Championships 2023 - Rnd 2 @ Pembrey

BMCRC F1 & F2 Sidecars

RACE 17 - SECTOR ANALYSIS



SECTOR 1 = FL to I1, SECTOR 2 = I1 to FL, DIFF = Difference To Personal Best Lap, P = Crossed Finish Line in Pit Lane, D = Time Disallowed

P9 83 F2		BUCHANAN / EVANS		Lumley Ireson KAWASAKI - Bull Inn Racing			
IDEAL LAP TIME : 1:05.920		BEST LAP TIME : 1:05.950		DIFFERENCE : 0.030			
LAP	SECTOR 1	SECTOR 2	LAP TIME	MPH	DIFF	TIME OF DAY	
1 -		29.748	1:15.872	69.08	9.922	14:53:36.464	
2 -	38.134	29.509	1:07.643	77.48	1.693	14:54:44.107	
3 -	38.519	29.548	1:08.067	77.00	2.117	14:55:52.174	
4 -	37.116	29.889	1:07.005	78.22	1.055	14:56:59.179	
5 -	37.924	30.149	1:08.073	76.99	2.123	14:58:07.252	
6 -	36.803	29.463	1:06.266 (2)	79.09	0.316	14:59:13.518	
7 -	36.457	29.493	1:05.950 (1)	79.47		15:00:19.468	
8 -	36.906	29.499	1:06.405 (3)	78.93	0.455	15:01:25.873	
9 -	37.373	30.161	1:07.534	77.61	1.584	15:02:33.407	
10 -	37.028	29.694	1:06.722	78.55	0.772	15:03:40.129	

P10 138 F2		O'REILLY / GORDON		LCR SUZUKI -			
IDEAL LAP TIME : 1:06.506		BEST LAP TIME : 1:06.678		DIFFERENCE : 0.172			
LAP	SECTOR 1	SECTOR 2	LAP TIME	MPH	DIFF	TIME OF DAY	
1 -		29.873	1:15.633	69.30	8.955	14:53:36.225	
2 -	39.260	30.027	1:09.287	75.65	2.609	14:54:45.512	
3 -	38.233	30.027	1:08.260	76.78	1.582	14:55:53.772	
4 -	37.413	29.265	1:06.678 (1)	78.61		14:57:00.450	
5 -	37.411	29.760	1:07.171 (2)	78.03	0.493	14:58:07.621	
6 -	37.275	30.113	1:07.388	77.78	0.710	14:59:15.009	
7 -	37.599	29.986	1:07.585	77.55	0.907	15:00:22.594	
8 -	37.390	29.877	1:07.267	77.92	0.589	15:01:29.861	
9 -	37.241	30.022	1:07.263 (3)	77.92	0.585	15:02:37.124	
10 -	37.564	29.820	1:07.384	77.78	0.706	15:03:44.508	

P11 17 F1		THOMAS / COLE		Shelbourne HONDA - Team Walters And Thomas Sidecar racin			
IDEAL LAP TIME : 1:06.074		BEST LAP TIME : 1:06.612		DIFFERENCE : 0.538			
LAP	SECTOR 1	SECTOR 2	LAP TIME	MPH	DIFF	TIME OF DAY	
1 -		29.298	1:16.023	68.94	9.411	14:53:36.615	
2 -	37.629	29.042	1:06.671 (2)	78.61	0.059	14:54:43.286	
3 -	38.282	29.308	1:07.590	77.54	0.978	14:55:50.876	
4 -	38.071	29.111	1:07.182 (3)	78.02	0.570	14:56:58.058	
5 -	38.678	30.589	1:09.267	75.67	2.655	14:58:07.325	
6 -	37.816	30.593	1:08.409	76.62	1.797	14:59:15.734	
7 -	38.044	29.520	1:07.564	77.57	0.952	15:00:23.298	
8 -	37.988	29.445	1:07.433	77.73	0.821	15:01:30.731	
9 -	37.578	29.756	1:07.334	77.84	0.722	15:02:38.065	
10 -	37.032	29.580	1:06.612 (1)	78.68		15:03:44.677	

P12 71 F2		R. CROWE / C. CROWE		-			
IDEAL LAP TIME : 1:01.700		BEST LAP TIME : 1:01.758		DIFFERENCE : 0.058			
LAP	SECTOR 1	SECTOR 2	LAP TIME	MPH	DIFF	TIME OF DAY	
1 -		28.242	1:07.068	78.15	5.310	14:53:27.660	
2 -	33.950	27.808	1:01.758 (1)	84.87		14:54:29.418	
3 -	34.566	27.750	1:02.316 (2)	84.11	0.558	14:55:31.734	
4 -	34.138	28.183	1:02.321 (3)	84.10	0.563	14:56:34.055	

BMCRC - MRO Championships 2023 - Rnd 2 @ Pembrey

BMCRC F1 & F2 Sidecars

RACE 17 - BEST SECTORS

SECTOR 1			SECTOR 2			IDEAL / BEST COMPARISON						
POS	NO	NAME	TIME	NO	NAME	TIME	POS	NO	NAME	IDEAL	BEST	DIFF
									PERFECT LAP	1:01.700		
1	71	R. CROWE / C. CROWE	33.950	71	R. CROWE / C. CROWE	27.750	1	71	R. CROWE / C. CROWE	1:01.700	1:01.758	0.058
2	4	PEACH / EDWARDS	34.425	84	S. LAIDLLOW / J. LAIDLLOW	27.879	2	4	PEACH / EDWARDS	1:02.547	1:02.547	0.000
3	84	S. LAIDLLOW / J. LAIDLLOW	34.974	11	GILBERT / HILDIGE	27.885	3	84	S. LAIDLLOW / J. LAIDLLOW	1:02.853	1:02.985	0.132
4	11	GILBERT / HILDIGE	35.433	4	PEACH / EDWARDS	28.122	4	11	GILBERT / HILDIGE	1:03.318	1:03.446	0.128
5	113	HANDCOCK / BEVAN	36.037	37	MORPHET / REILLY	28.572	5	37	MORPHET / REILLY	1:04.660	1:04.993	0.333
6	37	MORPHET / REILLY	36.088	28	KING / SIGSWORTH	28.643	6	113	HANDCOCK / BEVAN	1:04.930	1:04.981	0.051
7	7	PEARSON / DODD	36.347	7	PEARSON / DODD	28.646	7	7	PEARSON / DODD	1:04.993	1:05.017	0.024
8	83	BUCHANAN / EVANS	36.457	25	MACLAURIN / HOPE	28.664	8	25	MACLAURIN / HOPE	1:05.161	1:05.797	0.636
9	25	MACLAURIN / HOPE	36.497	113	HANDCOCK / BEVAN	28.893	9	28	KING / SIGSWORTH	1:05.704	1:05.751	0.047
10	17	THOMAS / COLE	37.032	17	THOMAS / COLE	29.042	10	83	BUCHANAN / EVANS	1:05.920	1:05.950	0.030
11	28	KING / SIGSWORTH	37.061	138	O'REILLY / GORDON	29.265	11	17	THOMAS / COLE	1:06.074	1:06.612	0.538
12	138	O'REILLY / GORDON	37.241	83	BUCHANAN / EVANS	29.463	12	138	O'REILLY / GORDON	1:06.506	1:06.678	0.172

BMCRC - MRO Championships 2023 - Rnd 2 @ Pembrey

BMCRC F1 & F2 Sidecars

RACE 17 - STATISTICS

Competitors Started 12
Planned Start 2023-04-09 @ 15:20:00.000
Actual Start 2023-04-09 @ 14:52:20.591
Finish Time 2023-04-09 @ 15:02:56.784
Track Length 1.4560mi.
Total Laps 114
Total Distance Covered 165.9840mi.

Session Fastest Lap History

NO	CL	NAME	LAP TIME	TIME OF DAY	LAP	VEHICLE
71	F2	R. CROWE / C. CROWE	1:01.758	14:54:29.435	2	

Session Leader History

NO	CL	NAME	FROM LAP	LAPS LED	DISTANCE	VEHICLE
71	F2	R. CROWE / C. CROWE	1	4	5.82 miles	
4	F1	PEACH / EDWARDS	5	6	8.73 miles	LCR

Flag History

TYPE	TIME OF DAY
GREEN	14:52:20.591
FINISH	15:02:56.784

Flag Statistics

TYPE	COUNT	TOTAL LAPS	TOTAL TIME
Green	1	10	11:35.957
Red	0	0	0.000
Safety Car	0	0	0.000
FCY	0	0	0.000

BMCRC - MRO Championships 2023 - Rnd 2 @ Pembrey

BMCRC F1 & F2 Sidecars

RACE 17 - STATISTICS

CLASS : F1

5 Starters

Fastest Lap History

NO	NAME	LAP TIME	TIME OF DAY	LAP	VEHICLE
4	PEACH / EDWARDS	1:03.260	14:54:32.684	2	LCR
4	PEACH / EDWARDS	1:02.709	14:55:35.393	3	LCR
4	PEACH / EDWARDS	1:02.694	14:56:38.088	4	LCR
4	PEACH / EDWARDS	1:02.547	15:01:53.970	9	LCR

Leader History

NO	NAME	FROM LAP	LAPS LED	DISTANCE	VEHICLE
4	PEACH / EDWARDS	1	10	14.56 miles	LCR

BMCRC - MRO Championships 2023 - Rnd 2 @ Pembrey

BMCRC F1 & F2 Sidecars

RACE 17 - STATISTICS

CLASS : F2

7 Starters

Fastest Lap History

NO	NAME	LAP TIME	TIME OF DAY	LAP	VEHICLE
71	R. CROWE / C. CROWE	1:01.758	14:54:29.435	2	

Leader History

NO	NAME	FROM LAP	LAPS LED	DISTANCE	VEHICLE
71	R. CROWE / C. CROWE	1	4	5.82 miles	
113	HANDCOCK / BEVAN	5	6	8.73 miles	Shelbourne



DART MOTORSPORT MRO 600 inc CLUBMAN & GP2/EVO CLASS



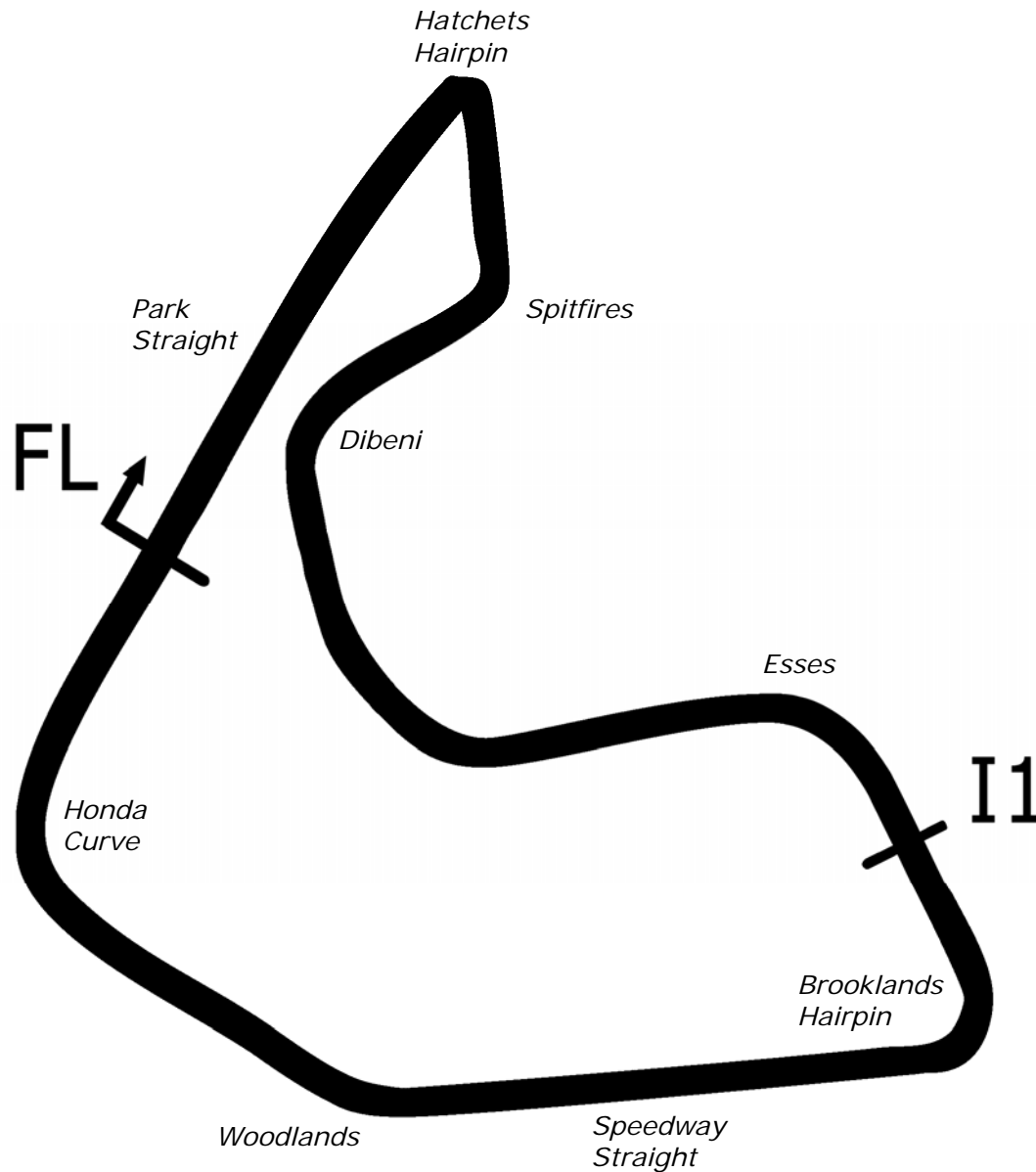
BMCRC-MRO Championships - Round 2
Pembrey
8th / 9th April 2023



Timing & Results Provided by Timing Solutions Ltd

www.tsl-timing.com

Pembrey National



Length	1.4560 miles	2343.2 m	
FL		51.70587 N	4.32386 W
I1	1223m	51.70430 N	4.31667 W
Pit Entry	2067m	51.70391 N	4.32452 W
Pit Exit	100m after FL	51.70664 N	4.32301 W
Pit Entry–Pit Exit	337m, 24.3s @50kph,	20.2s @60kph	

All results available at www.tsl-timing.com

BMCRC - MRO Championships 2023 - Rnd 2 @ Pembrey



DART Motorsport MRO 600 inc Clubman 600 & GP2/EVO

QUALIFYING - CLASSIFICATION

POS	NO	CL	PIC NAME	ENTRY	TIME	ON	LAPS	GAP	DIFF	MPH
1	37		1 Alex LATHAM	Kawasaki ZX6R - BR-8 / McCrash Racing	1:01.316	8	10			85.48
2	51		2 Ross CLARKE	Kawasaki ZX600RR - Ross clarke Farriery	1:01.745	8	12	0.429	0.429	84.89
3	36		3 Harry FOWLE	Yamaha R6 - HF Refinishing Racing	1:01.991	11	12	0.675	0.246	84.55
4	80		4 Morgan CREASEY	Yamaha R6 - Warics Ltd	1:02.227	8	12	0.911	0.236	84.23
5	35		5 Kai DICKINSON	Kawasaki ZX636 -	1:02.449	11	12	1.133	0.222	83.93
6	128		6 Kelvin HOARE	Yamaha R6 - Southern and Country Roofing Ltd	1:02.521	6	11	1.205	0.072	83.83
7	661	EVO	1 Cameron HARRIS	Triumph 675R - Harris / Tony Scott Motorsport	1:02.658	8	12	1.342	0.137	83.65
8	95		7 Grant ROBERTSON	Yamaha R6 - Westcountry Windings	1:02.684	10	12	1.368	0.026	83.61
9	40	C	1 Henry ROSS	Yamaha R6 -	1:02.767	6	9	1.451	0.083	83.50
10	14	C	2 Jack MUIR	Kawasaki ZX636 -	1:02.878	12	12	1.562	0.111	83.36
11	168	C	3 Aaron DALRYMPLE	YAMAHA R6 - Team Blumpkin Racing	1:03.039	6	11	1.723	0.161	83.14
12	87		8 Keith POVAH	Yamaha R6 - @crap.sack give us a follow!	1:03.728	11	11	2.412	0.689	82.24
13	129	C	4 David JAMES	Yamaha R6 -	1:03.770	10	11	2.454	0.042	82.19
14	91	C	5 Sam HIRST	Kawasaki 636 - Team Valley Racing	1:03.786	7	12	2.470	0.016	82.17
15	212		9 Matt PALLETT	Yamaha R6 - BDA Chartered Architects	1:04.005	10	11	2.689	0.219	81.89
16	81		10 Fred McMULLAN	Kawasaki ZX636 - Orwell Motorcycles Ipswich	1:04.599	11	11	3.283	0.594	81.14
17	22	C	6 Toby TRUNDLE	Yamaha R6 - Harris Motorcycles / A. Harland Race Ser	1:04.625	9	11	3.309	0.026	81.10
18	3		11 Joey LAMB DEN	Kawasaki ZX600 RBF -	1:05.017	2	3	3.701	0.392	80.61
19	58	C	7 Paul NICHOLAS	Yamaha YZF R6 - C.F.-THE CLOTHING FIRM	1:06.473	4	8	5.157	1.456	78.85
20	2		12 Andy GILL	TBC -	1:06.657	11	11	5.341	0.184	78.63
21	65		13 Ian SOILLEUX	Kawasaki ZX6 - BDRacing	1:08.676	8	10	7.360	2.019	76.32
22	48	C	8 Max HALL	Yamaha R6 - Hall's Carpentry Bristol & Bath	1:10.031	10	10	8.715	1.355	74.84
23	15	C	9 Dale BREW	Triumph 675 - Ayre Mowers Ltd	1:17.069	8	10	15.753	7.038	68.01
24	47		14 Fenton SEABRIGHT	Yamaha R6 -			1			

Weather / Track : Cloudy / Dry

These results are provisional until the conclusion of any judicial and technical matters.

Pembrey National: 1.4560 miles
Date: 08/04/2023 Start: 09:00 Finish: 09:12

Clerk Of Course :	Stewards :	Timekeeper : Sarah Evans
-------------------	------------	--------------------------

Results can be found at www.tsl-timing.com

Printed - 09:15 Saturday, 08 April 2023



BMCRC - MRO Championships 2023 - Rnd 2 @ Pembrey

DART Motorsport MRO 600 inc Clubman 600 & GP2/EVO

QUALIFYING - SECTOR ANALYSIS



SECTOR 1 = FL to I1, SECTOR 2 = I1 to FL, DIFF = Difference To Personal Best Lap, P = Crossed Finish Line in Pit Lane, D = Time Disallowed

P1 37		Alex LATHAM		Kawasaki ZX6R - BR-8 / McCrash Racing			
IDEAL LAP TIME : 1:01.316		BEST LAP TIME : 1:01.316		DIFFERENCE : 0.000			
LAP	SECTOR 1	SECTOR 2	LAP TIME	MPH	DIFF	TIME OF DAY	
1 -	41.240	28.948	1:10.188	74.67	8.872	09:01:32.250	
2 -	36.199	27.921	1:04.120	81.74	2.804	09:02:36.370	
3 -	35.974	29.195	1:05.169	80.43	3.853	09:03:41.539	
4 -	36.760	27.770	1:04.530	81.22	3.214	09:04:46.069	
5 -	35.766	27.899	1:03.665	82.33	2.349	09:05:49.734	
6 -	35.469	27.529	1:02.998 (3)	83.20	1.682	09:06:52.732	
7 -	34.707	26.957	1:01.664 (2)	85.00	0.348	09:07:54.396	
8 -	34.437	26.879	1:01.316 (1)	85.48		09:08:55.712	
9 -	53.405	28.625	1:22.030	63.89	20.714	09:10:17.742	
10 -	35.814	IN PIT	2:01.966 P	42.97	1:00.650	09:12:19.708	

P2 51		Ross CLARKE		Kawasaki ZX600RR - Ross clarke Farriery			
IDEAL LAP TIME : 1:01.745		BEST LAP TIME : 1:01.745		DIFFERENCE : 0.000			
LAP	SECTOR 1	SECTOR 2	LAP TIME	MPH	DIFF	TIME OF DAY	
1 -	41.149	30.533	1:11.682	73.12	9.937	09:01:34.371	
2 -	37.661	28.681	1:06.342	79.00	4.597	09:02:40.713	
3 -	36.916	29.061	1:05.977	79.44	4.232	09:03:46.690	
4 -	36.048	29.507	1:05.555	79.95	3.810	09:04:52.245	
5 -	35.605	27.924	1:03.529	82.50	1.784	09:05:55.774	
6 -	35.538	27.766	1:03.304	82.80	1.559	09:06:59.078	
7 -	35.451	27.290	1:02.741 (3)	83.54	0.996	09:08:01.819	
8 -	34.588	27.157	1:01.745 (1)	84.89		09:09:03.564	
9 -	35.013	28.106	1:03.119	83.04	1.374	09:10:06.683	
10 -	35.527	28.298	1:03.825	82.12	2.080	09:11:10.508	
11 -	35.625	27.516	1:03.141	83.01	1.396	09:12:13.649	
12 -	34.603	28.036	1:02.639 (2)	83.67	0.894	09:13:16.288	

P3 36		Harry FOWLE		Yamaha R6 - HF Refinishing Racing			
IDEAL LAP TIME : 1:01.426		BEST LAP TIME : 1:01.991		DIFFERENCE : 0.565			
LAP	SECTOR 1	SECTOR 2	LAP TIME	MPH	DIFF	TIME OF DAY	
1 -	41.677	30.592	1:12.269	72.52	10.278	09:01:50.661	
2 -	38.616	28.355	1:06.971	78.26	4.980	09:02:57.632	
3 -	37.442	27.821	1:05.263	80.31	3.272	09:04:02.895	
4 -	35.265	27.294	1:02.559	83.78	0.568	09:05:05.454	
5 -	35.045	27.880	1:02.925	83.29	0.934	09:06:08.379	
6 -	35.774	29.732	1:05.506	80.01	3.515	09:07:13.885	
7 -	35.034	27.342	1:02.376	84.03	0.385	09:08:16.261	
8 -	34.810	27.274	1:02.084 (3)	84.42	0.093	09:09:18.345	
9 -	34.402	28.012	1:02.414	83.98	0.423	09:10:20.759	
10 -	35.714	27.518	1:03.232	82.89	1.241	09:11:23.991	
11 -	34.845	27.146	1:01.991 (1)	84.55		09:12:25.982	
12 -	35.000	27.024	1:02.024 (2)	84.50	0.033	09:13:28.006	

P4 80		Morgan CREASEY		Yamaha R6 - Warics Ltd			
IDEAL LAP TIME : 1:02.227		BEST LAP TIME : 1:02.227		DIFFERENCE : 0.000			
LAP	SECTOR 1	SECTOR 2	LAP TIME	MPH	DIFF	TIME OF DAY	
1 -	39.443	28.662	1:08.105	76.96	5.878	09:01:35.014	
2 -	37.797	28.190	1:05.987	79.43	3.760	09:02:41.001	
3 -	36.897	28.857	1:05.754	79.71	3.527	09:03:46.755	
4 -	36.136	28.253	1:04.389	81.40	2.162	09:04:51.144	
5 -	36.048	27.816	1:03.864 (3)	82.07	1.637	09:05:55.008	
6 -	35.987	33.324	1:09.311	75.62	7.084	09:07:04.319	
7 -	36.416	28.050	1:04.466	81.30	2.239	09:08:08.785	
8 -	35.043	27.184	1:02.227 (1)	84.23		09:09:11.012	
9 -	38.521	31.056	1:09.577	75.33	7.350	09:10:20.589	
10 -	36.881	29.679	1:06.560	78.75	4.333	09:11:27.149	
11 -	35.066	27.224	1:02.290 (2)	84.14	0.063	09:12:29.439	
12 -	35.294	28.725	1:04.019	81.87	1.792	09:13:33.458	

BMCRC - MRO Championships 2023 - Rnd 2 @ Pembrey

DART Motorsport MRO 600 inc Clubman 600 & GP2/EVO

QUALIFYING - SECTOR ANALYSIS



SECTOR 1 = FL to I1, SECTOR 2 = I1 to FL, DIFF = Difference To Personal Best Lap, P = Crossed Finish Line in Pit Lane, D = Time Disallowed

P5 35 Kai DICKINSON		Kawasaki ZX636 -					
IDEAL LAP TIME : 1:02.449		BEST LAP TIME : 1:02.449		DIFFERENCE : 0.000			
LAP	SECTOR 1	SECTOR 2	LAP TIME	MPH	DIFF	TIME OF DAY	
1 -	39.232	30.246	1:09.478	75.44	7.029	09:01:30.618	
2 -	37.494	29.114	1:06.608	78.69	4.159	09:02:37.226	
3 -	37.240	28.514	1:05.754	79.71	3.305	09:03:42.980	
4 -	37.029	28.237	1:05.266	80.31	2.817	09:04:48.246	
5 -	37.920	28.456	1:06.376	78.96	3.927	09:05:54.622	
6 -	36.234	27.616	1:03.850	82.09	1.401	09:06:58.472	
7 -	35.526	27.744	1:03.270 (3)	82.84	0.821	09:08:01.742	
8 -	36.669	27.976	1:04.645	81.08	2.196	09:09:06.387	
9 -	35.750	27.738	1:03.488	82.56	1.039	09:10:09.875	
10 -	35.317	27.547	1:02.864 (2)	83.37	0.415	09:11:12.739	
11 -	34.990	27.459	1:02.449 (1)	83.93		09:12:15.188	
12 -	35.196	28.101	1:03.297	82.80	0.848	09:13:18.485	

P6 128 Kelvin HOARE		Yamaha R6 - Southern and Country Roofing Ltd					
IDEAL LAP TIME : 1:02.174		BEST LAP TIME : 1:02.521		DIFFERENCE : 0.347			
LAP	SECTOR 1	SECTOR 2	LAP TIME	MPH	DIFF	TIME OF DAY	
1 -	39.316	28.519	1:07.835	77.26	5.314	09:01:32.447	
2 -	35.728	27.797	1:03.525	82.51	1.004	09:02:35.972	
3 -	35.563	27.896	1:03.459	82.59	0.938	09:03:39.431	
4 -	36.291	27.907	1:04.198	81.64	1.677	09:04:43.629	
5 -	35.116	28.580	1:03.696	82.29	1.175	09:05:47.325	
6 -	34.934	27.587	1:02.521 (1)	83.83		09:06:49.846	
7 -	34.949	27.646	1:02.595 (2)	83.73	0.074	09:07:52.441	
8 -	34.738	28.253	1:02.991 (3)	83.21	0.470	09:08:55.432	
9 -	35.819	IN PIT	1:39.521 P	52.66	37.000	09:10:34.953	
10 -		28.450	1:16.974	68.09	14.453	09:11:51.927	
11 -	34.587	IN PIT	1:25.094 P	61.59	22.573	09:13:17.021	

P7 661 EVO Cameron HARRIS		Triumph 675R - Harris / Tony Scott Motorsport					
IDEAL LAP TIME : 1:02.594		BEST LAP TIME : 1:02.658		DIFFERENCE : 0.064			
LAP	SECTOR 1	SECTOR 2	LAP TIME	MPH	DIFF	TIME OF DAY	
1 -	38.707	29.961	1:08.668	76.33	6.010	09:01:28.122	
2 -	36.860	28.938	1:05.798	79.66	3.140	09:02:33.920	
3 -	39.084	29.232	1:08.316	76.72	5.658	09:03:42.236	
4 -	37.068	28.306	1:05.374	80.17	2.716	09:04:47.610	
5 -	36.328	28.213	1:04.541	81.21	1.883	09:05:52.151	
6 -	36.267	28.488	1:04.755	80.94	2.097	09:06:56.906	
7 -	35.461	27.920	1:03.381 (3)	82.69	0.723	09:08:00.287	
8 -	35.227	27.431	1:02.658 (1)	83.65		09:09:02.945	
9 -	35.163	28.162	1:03.325 (2)	82.77	0.667	09:10:06.270	
10 -	35.503	29.246	1:04.749	80.95	2.091	09:11:11.019	
11 -	38.076	31.184	1:09.260	75.68	6.602	09:12:20.279	
12 -	42.284	IN PIT	1:31.717 P	57.14	29.059	09:13:51.996	

BMCRC - MRO Championships 2023 - Rnd 2 @ Pembrey

DART Motorsport MRO 600 inc Clubman 600 & GP2/EVO

QUALIFYING - SECTOR ANALYSIS



SECTOR 1 = FL to I1, SECTOR 2 = I1 to FL, DIFF = Difference To Personal Best Lap, P = Crossed Finish Line in Pit Lane, D = Time Disallowed

P8 95		Grant ROBERTSON		Yamaha R6 - Westcountry Windings			
IDEAL LAP TIME : 1:02.373		BEST LAP TIME : 1:02.684		DIFFERENCE : 0.311			
LAP	SECTOR 1	SECTOR 2	LAP TIME	MPH	DIFF	TIME OF DAY	
1 -	38.865	29.214	1:08.079	76.99	5.395	09:01:28.219	
2 -	36.992	28.752	1:05.744	79.72	3.060	09:02:33.963	
3 -	37.394	40.730	1:18.124	67.09	15.440	09:03:52.087	
4 -	37.113	27.937	1:05.050	80.57	2.366	09:04:57.137	
5 -	35.711	28.028	1:03.739	82.23	1.055	09:06:00.876	
6 -	35.352	28.360	1:03.712	82.27	1.028	09:07:04.588	
7 -	34.933	28.015	1:02.948	83.26	0.264	09:08:07.536	
8 -	35.288	27.522	1:02.810 (2)	83.45	0.126	09:09:10.346	
9 -	35.164	27.680	1:02.844 (3)	83.40	0.160	09:10:13.190	
10 -	35.244	27.440	1:02.684 (1)	83.61		09:11:15.874	
11 -	35.210	28.355	1:03.565	82.46	0.881	09:12:19.439	
12 -	35.584	27.624	1:03.208	82.92	0.524	09:13:22.647	

P9 40 C		Henry ROSS		Yamaha R6 -			
IDEAL LAP TIME : 1:02.360		BEST LAP TIME : 1:02.767		DIFFERENCE : 0.407			
LAP	SECTOR 1	SECTOR 2	LAP TIME	MPH	DIFF	TIME OF DAY	
1 -		28.949	1:12.554	72.24	9.787	09:03:41.007	
2 -	36.818	28.068	1:04.886	80.78	2.119	09:04:45.893	
3 -	36.604	28.152	1:04.756	80.94	1.989	09:05:50.649	
4 -	36.353	27.481	1:03.834	82.11	1.067	09:06:54.483	
5 -	35.574	27.439	1:03.013 (3)	83.18	0.246	09:07:57.496	
6 -	35.443	27.324	1:02.767 (1)	83.50		09:09:00.263	
7 -	35.036	52.049	1:27.085	60.18	24.318	09:10:27.348	
8 -	38.521	28.227	1:06.748	78.52	3.981	09:11:34.096	
9 -	35.123	27.683	1:02.806 (2)	83.45	0.039	09:12:36.902	

P10 14 C		Jack MUIR		Kawasaki ZX636 -			
IDEAL LAP TIME : 1:02.878		BEST LAP TIME : 1:02.878		DIFFERENCE : 0.000			
LAP	SECTOR 1	SECTOR 2	LAP TIME	MPH	DIFF	TIME OF DAY	
1 -	38.762	28.920	1:07.682	77.44	4.804	09:01:29.672	
2 -	36.742	28.152	1:04.894	80.77	2.016	09:02:34.566	
3 -	37.933	28.728	1:06.661	78.63	3.783	09:03:41.227	
4 -	37.402	28.120	1:05.522	79.99	2.644	09:04:46.749	
5 -	36.291	27.930	1:04.221	81.61	1.343	09:05:50.970	
6 -	36.917	27.699	1:04.616	81.11	1.738	09:06:55.586	
7 -	35.640	27.792	1:03.432 (3)	82.63	0.554	09:07:59.018	
8 -	35.811	27.691	1:03.502	82.54	0.624	09:09:02.520	
9 -	35.865	28.269	1:04.134	81.72	1.256	09:10:06.654	
10 -	35.474	27.922	1:03.396 (2)	82.68	0.518	09:11:10.050	
11 -	35.903	27.620	1:03.523	82.51	0.645	09:12:13.573	
12 -	35.279	27.599	1:02.878 (1)	83.36		09:13:16.451	

P11 168 C		Aaron DALRYMPLE		YAMAHA R6 - Team Blumpkin Racing			
IDEAL LAP TIME : 1:02.922		BEST LAP TIME : 1:03.039		DIFFERENCE : 0.117			
LAP	SECTOR 1	SECTOR 2	LAP TIME	MPH	DIFF	TIME OF DAY	
1 -		IN PIT	1:19.014 P	66.33	15.975	09:02:15.368	
2 -		28.584	1:13.677	71.14	10.638	09:03:29.045	
3 -	38.132	27.758	1:05.890	79.55	2.851	09:04:34.935	
4 -	37.348	28.080	1:05.428	80.11	2.389	09:05:40.363	
5 -	35.666	28.148	1:03.814	82.13	0.775	09:06:44.177	
6 -	35.470	27.569	1:03.039 (1)	83.14		09:07:47.216	
7 -	35.696	27.960	1:03.656 (3)	82.34	0.617	09:08:50.872	
8 -	36.206	28.199	1:04.405	81.38	1.366	09:09:55.277	
9 -	35.741	28.897	1:04.638	81.09	1.599	09:10:59.915	
10 -	35.353	27.726	1:03.079 (2)	83.09	0.040	09:12:02.994	
11 -	36.211	27.993	1:04.204	81.63	1.165	09:13:07.198	

BMCRC - MRO Championships 2023 - Rnd 2 @ Pembrey

DART Motorsport MRO 600 inc Clubman 600 & GP2/EVO

QUALIFYING - SECTOR ANALYSIS



SECTOR 1 = FL to I1, SECTOR 2 = I1 to FL, DIFF = Difference To Personal Best Lap, P = Crossed Finish Line in Pit Lane, D = Time Disallowed

P12 87		Keith POVAH		Yamaha R6 - @crap.sack give us a follow!			
IDEAL LAP TIME : 1:03.728		BEST LAP TIME : 1:03.728		DIFFERENCE : 0.000			
LAP	SECTOR 1	SECTOR 2	LAP TIME	MPH	DIFF	TIME OF DAY	
1 -	42.734	32.104	1:14.838	70.03	11.110	09:01:43.568	
2 -	37.722	30.320	1:08.042	77.03	4.314	09:02:51.610	
3 -	37.254	29.071	1:06.325	79.02	2.597	09:03:57.935	
4 -	36.737	28.751	1:05.488	80.03	1.760	09:05:03.423	
5 -	36.566	28.608	1:05.174	80.42	1.446	09:06:08.597	
6 -	36.240	29.818	1:06.058	79.34	2.330	09:07:14.655	
7 -	36.940	28.530	1:05.470	80.06	1.742	09:08:20.125	
8 -	36.251	28.626	1:04.877 (3)	80.79	1.149	09:09:25.002	
9 -	36.309	29.508	1:05.817	79.63	2.089	09:10:30.819	
10 -	36.076	28.385	1:04.461 (2)	81.31	0.733	09:11:35.280	
11 -	35.621	28.107	1:03.728 (1)	82.24		09:12:39.008	

P13 129 C		David JAMES		Yamaha R6 -			
IDEAL LAP TIME : 1:03.770		BEST LAP TIME : 1:03.770		DIFFERENCE : 0.000			
LAP	SECTOR 1	SECTOR 2	LAP TIME	MPH	DIFF	TIME OF DAY	
1 -	40.368	30.309	1:10.677	74.16	6.907	09:01:34.893	
2 -	39.067	30.330	1:09.397	75.53	5.627	09:02:44.290	
3 -	37.387	29.316	1:06.703	78.58	2.933	09:03:50.993	
4 -	37.198	28.231	1:05.429	80.11	1.659	09:04:56.422	
5 -	35.969	28.309	1:04.278 (2)	81.54	0.508	09:06:00.700	
6 -	36.278	28.383	1:04.661	81.06	0.891	09:07:05.361	
7 -	36.420	28.117	1:04.537 (3)	81.21	0.767	09:08:09.898	
8 -	36.994	28.306	1:05.300	80.26	1.530	09:09:15.198	
9 -	35.962	28.946	1:04.908	80.75	1.138	09:10:20.106	
10 -	35.661	28.109	1:03.770 (1)	82.19		09:11:23.876	
11 -	45.056	IN PIT	1:46.402 P	49.26	42.632	09:13:10.278	

P14 91 C		Sam HIRST		Kawasaki 636 - Team Valley Racing			
IDEAL LAP TIME : 1:03.261		BEST LAP TIME : 1:03.786		DIFFERENCE : 0.525			
LAP	SECTOR 1	SECTOR 2	LAP TIME	MPH	DIFF	TIME OF DAY	
1 -	39.949	28.904	1:08.853	76.12	5.067	09:01:31.670	
2 -	36.999	28.729	1:05.728	79.74	1.942	09:02:37.398	
3 -	36.401	28.585	1:04.986	80.65	1.200	09:03:42.384	
4 -	37.124	28.323	1:05.447	80.08	1.661	09:04:47.831	
5 -	36.280	27.692	1:03.972 (3)	81.93	0.186	09:05:51.803	
6 -	36.329	28.111	1:04.440	81.34	0.654	09:06:56.243	
7 -	35.769	28.017	1:03.786 (1)	82.17		09:08:00.029	
8 -	36.234	27.798	1:04.032	81.85	0.246	09:09:04.061	
9 -	36.152	28.091	1:04.243	81.59	0.457	09:10:08.304	
10 -	36.250	28.456	1:04.706	81.00	0.920	09:11:13.010	
11 -	36.243	28.917	1:05.160	80.44	1.374	09:12:18.170	
12 -	35.569	28.270	1:03.839 (2)	82.10	0.053	09:13:22.009	

P15 212		Matt PALLETT		Yamaha R6 - BDA Chartered Architects			
IDEAL LAP TIME : 1:03.614		BEST LAP TIME : 1:04.005		DIFFERENCE : 0.391			
LAP	SECTOR 1	SECTOR 2	LAP TIME	MPH	DIFF	TIME OF DAY	
1 -	40.843	30.423	1:11.266	73.54	7.261	09:02:00.780	
2 -	38.922	29.880	1:08.802	76.18	4.797	09:03:09.582	
3 -	40.726	29.037	1:09.763	75.13	5.758	09:04:19.345	
4 -	37.597	28.816	1:06.413	78.92	2.408	09:05:25.758	
5 -	36.817	29.154	1:05.971	79.45	1.966	09:06:31.729	
6 -	37.179	28.465	1:05.644	79.84	1.639	09:07:37.373	
7 -	36.869	28.382	1:05.251	80.32	1.246	09:08:42.624	
8 -	36.833	28.289	1:05.122	80.48	1.117	09:09:47.746	
9 -	36.615	28.187	1:04.802 (3)	80.88	0.797	09:10:52.548	
10 -	36.090	27.915	1:04.005 (1)	81.89		09:11:56.553	
11 -	35.699	28.328	1:04.027 (2)	81.86	0.022	09:13:00.580	

BMCRC - MRO Championships 2023 - Rnd 2 @ Pembrey

DART Motorsport MRO 600 inc Clubman 600 & GP2/EVO

QUALIFYING - SECTOR ANALYSIS



SECTOR 1 = FL to I1, SECTOR 2 = I1 to FL, DIFF = Difference To Personal Best Lap, P = Crossed Finish Line in Pit Lane, D = Time Disallowed

P16 81		Fred McMULLAN		Kawasaki ZX636 - Orwell Motorcycles ipswich			
IDEAL LAP TIME : 1:04.599		BEST LAP TIME : 1:04.599		DIFFERENCE : 0.000			
LAP	SECTOR 1	SECTOR 2	LAP TIME	MPH	DIFF	TIME OF DAY	
1 -	41.553	32.594	1:14.147	70.69	9.548	09:01:41.344	
2 -	38.631	29.870	1:08.501	76.51	3.902	09:02:49.845	
3 -	37.747	29.328	1:07.075	78.14	2.476	09:03:56.920	
4 -	36.751	28.623	1:05.374 (3)	80.17	0.775	09:05:02.294	
5 -	36.728	28.739	1:05.467	80.06	0.868	09:06:07.761	
6 -	36.857	30.312	1:07.169	78.03	2.570	09:07:14.930	
7 -	38.355	28.867	1:07.222	77.97	2.623	09:08:22.152	
8 -	36.205	28.883	1:05.088 (2)	80.53	0.489	09:09:27.240	
9 -	36.666	30.519	1:07.185	78.01	2.586	09:10:34.425	
10 -	36.265	29.319	1:05.584	79.92	0.985	09:11:40.009	
11 -	36.198	28.401	1:04.599 (1)	81.14		09:12:44.608	

P17 22 C		Toby TRUNDLE		Yamaha R6 - Harris Motorcycles / A. Harland Race Services			
IDEAL LAP TIME : 1:04.625		BEST LAP TIME : 1:04.625		DIFFERENCE : 0.000			
LAP	SECTOR 1	SECTOR 2	LAP TIME	MPH	DIFF	TIME OF DAY	
1 -	41.500	31.295	1:12.795	72.00	8.170	09:01:34.413	
2 -	39.405	30.330	1:09.735	75.16	5.110	09:02:44.148	
3 -	37.344	30.732	1:08.076	76.99	3.451	09:03:52.224	
4 -	37.980	29.473	1:07.453	77.70	2.828	09:04:59.677	
5 -	38.084	29.274	1:07.358	77.81	2.733	09:06:07.035	
6 -	36.874	30.887	1:07.761	77.35	3.136	09:07:14.796	
7 -	37.296	29.789	1:07.085	78.13	2.460	09:08:21.881	
8 -	36.208	29.027	1:05.235 (2)	80.34	0.610	09:09:27.116	
9 -	35.969	28.656	1:04.625 (1)	81.10		09:10:31.741	
10 -	41.084	29.820	1:10.904	73.92	6.279	09:11:42.645	
11 -	37.652	29.394	1:07.046 (3)	78.17	2.421	09:12:49.691	

P18 3		Joey LAMBDEN		Kawasaki ZX600 RBF -			
IDEAL LAP TIME : 1:05.017		BEST LAP TIME : 1:05.017		DIFFERENCE : 0.000			
LAP	SECTOR 1	SECTOR 2	LAP TIME	MPH	DIFF	TIME OF DAY	
1 -	39.074	29.085	1:08.159 (2)	76.90	3.142	09:01:34.574	
2 -	36.777	28.240	1:05.017 (1)	80.61		09:02:39.591	
3 -	37.911	IN PIT	1:23.996 P	62.40	18.979	09:04:03.587	

P19 58 C		Paul NICHOLAS		Yamaha YZF R6 - C.F~THE CLOTHING FIRM			
IDEAL LAP TIME : 1:06.149		BEST LAP TIME : 1:06.473		DIFFERENCE : 0.324			
LAP	SECTOR 1	SECTOR 2	LAP TIME	MPH	DIFF	TIME OF DAY	
1 -	41.357	31.426	1:12.783	72.01	6.310	09:02:07.665	
2 -	39.180	29.808	1:08.988	75.97	2.515	09:03:16.653	
3 -	38.353	29.576	1:07.929	77.16	1.456	09:04:24.582	
4 -	37.117	29.356	1:06.473 (1)	78.85		09:05:31.055	
5 -	37.604	29.656	1:07.260 (3)	77.93	0.787	09:06:38.315	
6 -	37.896	29.554	1:07.450	77.71	0.977	09:07:45.765	
7 -	38.656	29.276	1:07.932	77.15	1.459	09:08:53.697	
8 -	36.873	29.601	1:06.474 (2)	78.85	0.001	09:10:00.171	

BMCRC - MRO Championships 2023 - Rnd 2 @ Pembrey

DART Motorsport MRO 600 inc Clubman 600 & GP2/EVO

QUALIFYING - SECTOR ANALYSIS



SECTOR 1 = FL to I1, SECTOR 2 = I1 to FL, DIFF = Difference To Personal Best Lap, P = Crossed Finish Line in Pit Lane, D = Time Disallowed

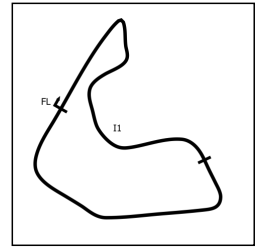
P20 2		Andy GILL		TBC -		
IDEAL LAP TIME : 1:06.559		BEST LAP TIME : 1:06.657		DIFFERENCE : 0.098		
LAP	SECTOR 1	SECTOR 2	LAP TIME	MPH	DIFF	TIME OF DAY
1 -	45.340	33.682	1:19.022	66.33	12.365	09:01:49.370
2 -	41.184	31.104	1:12.288	72.50	5.631	09:03:01.658
3 -	40.253	31.745	1:11.998	72.80	5.341	09:04:13.656
4 -	39.329	30.625	1:09.954	74.92	3.297	09:05:23.610
5 -	38.454	30.676	1:09.130	75.82	2.473	09:06:32.740
6 -	38.505	30.236	1:08.741	76.25	2.084	09:07:41.481
7 -	38.301	30.054	1:08.355	76.68	1.698	09:08:49.836
8 -	37.556	29.742	1:07.298 (3)	77.88	0.641	09:09:57.134
9 -	37.562	29.468	1:07.030 (2)	78.19	0.373	09:11:04.164
10 -	37.786	29.746	1:07.532	77.61	0.875	09:12:11.696
11 -	37.654	29.003	1:06.657 (1)	78.63		09:13:18.353

P21 65		Ian SOILLEUX		Kawasaki ZX6 - BDRacing		
IDEAL LAP TIME : 1:08.527		BEST LAP TIME : 1:08.676		DIFFERENCE : 0.149		
LAP	SECTOR 1	SECTOR 2	LAP TIME	MPH	DIFF	TIME OF DAY
1 -	42.934	32.941	1:15.875	69.08	7.199	09:01:44.276
2 -	40.603	31.132	1:11.735	73.06	3.059	09:02:56.011
3 -	41.582	IN PIT	1:44.500 P	50.15	35.824	09:04:40.511
4 -		34.761	1:23.619	62.68	14.943	09:06:04.130
5 -	39.552	30.698	1:10.250	74.61	1.574	09:07:14.380
6 -	39.884	30.859	1:10.743	74.09	2.067	09:08:25.123
7 -	38.725	30.696	1:09.421 (3)	75.50	0.745	09:09:34.544
8 -	38.400	30.276	1:08.676 (1)	76.32		09:10:43.220
9 -	38.371	30.842	1:09.213 (2)	75.73	0.537	09:11:52.433
10 -	38.251	51.534	1:29.785	58.37	21.109	09:13:22.218

P22 48 C		Max HALL		Yamaha R6 - Hall's Carpentry Bristol & Bath		
IDEAL LAP TIME : 1:09.578		BEST LAP TIME : 1:10.031		DIFFERENCE : 0.453		
LAP	SECTOR 1	SECTOR 2	LAP TIME	MPH	DIFF	TIME OF DAY
1 -		IN PIT	1:26.911 P	60.30	16.880	09:01:51.692
2 -		32.266	1:31.469	57.30	21.438	09:03:23.161
3 -	41.193	29.926	1:11.119	73.70	1.088	09:04:34.280
4 -	42.126	30.772	1:12.898	71.90	2.867	09:05:47.178
5 -	40.256	30.480	1:10.736 (3)	74.10	0.705	09:06:57.914
6 -	40.449	30.561	1:11.010	73.81	0.979	09:08:08.924
7 -	39.801	30.552	1:10.353 (2)	74.50	0.322	09:09:19.277
8 -	39.652	31.457	1:11.109	73.71	1.078	09:10:30.386
9 -	39.958	31.114	1:11.072	73.75	1.041	09:11:41.458
10 -	40.019	30.012	1:10.031 (1)	74.84		09:12:51.489

P23 15 C		Dale BREW		Triumph 675 - Ayre Mowers Ltd		
IDEAL LAP TIME : 1:16.847		BEST LAP TIME : 1:17.069		DIFFERENCE : 0.222		
LAP	SECTOR 1	SECTOR 2	LAP TIME	MPH	DIFF	TIME OF DAY
1 -	48.026	36.398	1:24.424	62.08	7.355	09:01:52.757
2 -	45.148	34.476	1:19.624	65.82	2.555	09:03:12.381
3 -	45.661	34.055	1:19.716	65.75	2.647	09:04:32.097
4 -	44.552	33.896	1:18.448	66.81	1.379	09:05:50.545
5 -	44.971	33.185	1:18.156	67.06	1.087	09:07:08.701
6 -	44.553	33.834	1:18.387	66.86	1.318	09:08:27.088
7 -	43.662	33.658	1:17.320 (2)	67.79	0.251	09:09:44.408
8 -	43.683	33.386	1:17.069 (1)	68.01		09:11:01.477
9 -	43.997	33.941	1:17.938 (3)	67.25	0.869	09:12:19.415
10 -	45.230	33.884	1:19.114	66.25	2.045	09:13:38.529

BMCRC - MRO Championships 2023 - Rnd 2 @ Pembrey
DART Motorsport MRO 600 inc Clubman 600 & GP2/EVO
QUALIFYING - SECTOR ANALYSIS



SECTOR 1 = FL to I1, SECTOR 2 = I1 to FL, DIFF = Difference To Personal Best Lap, P = Crossed Finish Line in Pit Lane, D = Time Disallowed

P24	47	Fenton SEABRIGHT	Yamaha R6 -			
IDEAL LAP TIME :		BEST LAP TIME :	DIFFERENCE :			
LAP	SECTOR 1	SECTOR 2	LAP TIME	MPH	DIFF	TIME OF DAY
1 -		IN PIT	1:06.566	P 78.74		09:02:54.542

BMCRC - MRO Championships 2023 - Rnd 2 @ Pembrey

DART Motorsport MRO 600 inc Clubman 600 & GP2/EVO

QUALIFYING - BEST SECTORS

SECTOR 1			SECTOR 2			IDEAL / BEST COMPARISON						
POS	NO	NAME	TIME	NO	NAME	TIME	POS	NO	NAME	IDEAL	BEST	DIFF
									PERFECT LAP	1:01.281		
1	36	FOWLE	34.402	37	LATHAM	26.879	1	37	LATHAM	1:01.316	1:01.316	0.000
2	37	LATHAM	34.437	36	FOWLE	27.024	2	36	FOWLE	1:01.426	1:01.991	0.565
3	128	HOARE	34.587	51	CLARKE	27.157	3	51	CLARKE	1:01.745	1:01.745	0.000
4	51	CLARKE	34.588	80	CREASEY	27.184	4	128	HOARE	1:02.174	1:02.521	0.347
5	95	ROBERTSON	34.933	40	ROSS	27.324	5	80	CREASEY	1:02.227	1:02.227	0.000
6	35	DICKINSON	34.990	661	HARRIS	27.431	6	40	ROSS	1:02.360	1:02.767	0.407
7	40	ROSS	35.036	95	ROBERTSON	27.440	7	95	ROBERTSON	1:02.373	1:02.684	0.311
8	80	CREASEY	35.043	35	DICKINSON	27.459	8	35	DICKINSON	1:02.449	1:02.449	0.000
9	661	HARRIS	35.163	168	DALRYMPLE	27.569	9	661	HARRIS	1:02.594	1:02.658	0.064
10	14	MUIR	35.279	128	HOARE	27.587	10	14	MUIR	1:02.878	1:02.878	0.000
11	168	DALRYMPLE	35.353	14	MUIR	27.599	11	168	DALRYMPLE	1:02.922	1:03.039	0.117
12	91	HIRST	35.569	91	HIRST	27.692	12	91	HIRST	1:03.261	1:03.786	0.525
13	87	POVAH	35.621	212	PALLET	27.915	13	212	PALLET	1:03.614	1:04.005	0.391
14	129	JAMES	35.661	87	POVAH	28.107	14	87	POVAH	1:03.728	1:03.728	0.000
15	212	PALLET	35.699	129	JAMES	28.109	15	129	JAMES	1:03.770	1:03.770	0.000
16	22	TRUNDLE	35.969	3	LAMBDEN	28.240	16	81	McMULLAN	1:04.599	1:04.599	0.000
17	81	McMULLAN	36.198	81	McMULLAN	28.401	17	22	TRUNDLE	1:04.625	1:04.625	0.000
18	3	LAMBDEN	36.777	22	TRUNDLE	28.656	18	3	LAMBDEN	1:05.017	1:05.017	0.000
19	58	NICHOLAS	36.873	2	GILL	29.003	19	58	NICHOLAS	1:06.149	1:06.473	0.324
20	2	GILL	37.556	58	NICHOLAS	29.276	20	2	GILL	1:06.559	1:06.657	0.098
21	65	SOILLEUX	38.251	48	HALL	29.926	21	65	SOILLEUX	1:08.527	1:08.676	0.149
22	48	HALL	39.652	65	SOILLEUX	30.276	22	48	HALL	1:09.578	1:10.031	0.453
23	15	BREW	43.662	15	BREW	33.185	23	15	BREW	1:16.847	1:17.069	0.222
24							24	47	SEABRIGHT			

BMCRC - MRO Championships 2023 - Rnd 2 @ Pembrey
DART Motorsport MRO 600 inc Clubman 600 & GP2/EVO
QUALIFYING - STATISTICS

Competitors Started 24
Planned Start 2023-04-08 @ 09:00:00.000
Actual Start 2023-04-08 @ 09:00:03.556
Finish Time 2023-04-08 @ 09:12:36.901
Track Length 1.4560mi.
Total Laps 245
Total Distance Covered 356.7200mi.

Session Fastest Lap History

NO	CL	NAME	LAP TIME	TIME OF DAY	LAP	VEHICLE
661	EVO	Cameron HARRIS	1:08.668	09:01:28.133	1	Triumph 675R
95		Grant ROBERTSON	1:08.079	09:01:28.219	1	Yamaha R6
14	C	Jack MUIR	1:07.682	09:01:29.710	1	Kawasaki ZX636
661	EVO	Cameron HARRIS	1:05.798	09:02:33.931	2	Triumph 675R
95		Grant ROBERTSON	1:05.744	09:02:33.963	2	Yamaha R6
14	C	Jack MUIR	1:04.894	09:02:34.603	2	Kawasaki ZX636
128		Kelvin HOARE	1:03.525	09:02:36.000	2	Yamaha R6
128		Kelvin HOARE	1:03.459	09:03:39.459	3	Yamaha R6
36		Harry FOWLE	1:02.559	09:05:05.465	4	Yamaha R6
128		Kelvin HOARE	1:02.521	09:06:49.875	6	Yamaha R6
37		Alex LATHAM	1:01.664	09:07:54.424	7	Kawasaki ZX6R
37		Alex LATHAM	1:01.316	09:08:55.740	8	Kawasaki ZX6R

Flag History

TYPE	TIME OF DAY
GREEN	09:00:03.556
FINISH	09:12:36.901

Flag Statistics

TYPE	COUNT	TOTAL LAPS	TOTAL TIME
Green	1	12	14:06.881
Red	0	0	0.000
Safety Car	0	0	0.000
FCY	0	0	0.000

BMCRC - MRO Championships 2023 - Rnd 2 @ Pembrey

DART Motorsport MRO 600 inc Clubman 600 & GP2/EVO

QUALIFYING - STATISTICS

CLASS :

14 Starters

Fastest Lap History

NO	NAME	LAP TIME	TIME OF DAY	LAP	VEHICLE
95	Grant ROBERTSON	1:08.079	09:01:28.219	1	Yamaha R6
128	Kelvin HOARE	1:07.835	09:01:32.474	1	Yamaha R6
95	Grant ROBERTSON	1:05.744	09:02:33.963	2	Yamaha R6
128	Kelvin HOARE	1:03.525	09:02:36.000	2	Yamaha R6
128	Kelvin HOARE	1:03.459	09:03:39.459	3	Yamaha R6
36	Harry FOWLE	1:02.559	09:05:05.465	4	Yamaha R6
128	Kelvin HOARE	1:02.521	09:06:49.875	6	Yamaha R6
37	Alex LATHAM	1:01.664	09:07:54.424	7	Kawasaki ZX6R
37	Alex LATHAM	1:01.316	09:08:55.740	8	Kawasaki ZX6R

BMCRC - MRO Championships 2023 - Rnd 2 @ Pembrey
DART Motorsport MRO 600 inc Clubman 600 & GP2/EVO
QUALIFYING - STATISTICS

CLASS : C

9 Starters

Fastest Lap History

NO	NAME	LAP TIME	TIME OF DAY	LAP	VEHICLE
14	Jack MUIR	1:07.682	09:01:29.710	1	Kawasaki ZX636
14	Jack MUIR	1:04.894	09:02:34.603	2	Kawasaki ZX636
40	Henry ROSS	1:04.886	09:04:45.921	2	Yamaha R6
40	Henry ROSS	1:04.756	09:05:50.649	3	Yamaha R6
14	Jack MUIR	1:04.221	09:05:51.007	5	Kawasaki ZX636
91	Sam HIRST	1:03.972	09:05:51.831	5	Kawasaki 636
168	Aaron DALRYMPLE	1:03.814	09:06:44.185	5	YAMAHA R6
168	Aaron DALRYMPLE	1:03.039	09:07:47.223	6	YAMAHA R6
40	Henry ROSS	1:03.013	09:07:57.523	5	Yamaha R6
40	Henry ROSS	1:02.767	09:09:00.289	6	Yamaha R6

BMCRC - MRO Championships 2023 - Rnd 2 @ Pembrey
DART Motorsport MRO 600 inc Clubman 600 & GP2/EVO
QUALIFYING - STATISTICS

CLASS : EVO

1 Starters

Fastest Lap History

NO	NAME	LAP TIME	TIME OF DAY	LAP	VEHICLE
661	Cameron HARRIS	1:08.668	09:01:28.133	1	Triumph 675R
661	Cameron HARRIS	1:05.798	09:02:33.931	2	Triumph 675R
661	Cameron HARRIS	1:05.374	09:04:47.620	4	Triumph 675R
661	Cameron HARRIS	1:04.541	09:05:52.161	5	Triumph 675R
661	Cameron HARRIS	1:03.381	09:08:00.297	7	Triumph 675R
661	Cameron HARRIS	1:02.658	09:09:02.955	8	Triumph 675R

BMCRC - MRO Championships 2023 - Rnd 2 @ Pembrey



DART Motorsport MRO 600 inc Clubman 600 & GP2/EVO

RACE 1 - GRID (8 Laps)

ROW 8	24	47	Fenton SEABRIGHT	1:17.069	23	15	Dale BREW	1:10.031	22	48	Max HALL				
ROW 7				1:08.676	21	65	Ian SOILLEUX	1:06.657	20	2	Andy GILL	1:06.473	19	58	Paul NICHOLAS
ROW 6				1:05.017	18	3	Joey LAMB DEN	1:04.625	17	22	Toby TRUNDLE	1:04.599	16	81	Fred McMULLAN
ROW 5				1:04.005	15	212	Matt PALLETT	1:03.786	14	91	Sam HIRST	1:03.770	13	129	David JAMES
ROW 4				1:03.728	12	87	Keith POVAH	1:03.039	11	168	Aaron DALRYMPLE	1:02.878	10	14	Jack MUIR
ROW 3				1:02.767	9	40	Henry ROSS	1:02.684	8	95	Grant ROBERTSON	1:02.658	7	661	Cameron HARRIS
ROW 2				1:02.521	6	128	Kelvin HOARE	1:02.449	5	35	Kai DICKINSON	1:02.227	4	80	Morgan CREASEY
ROW 1				1:01.991	3	36	Harry FOWLE	1:01.745	2	51	Ross CLARKE	1:01.316	1	37	Alex LATHAM
Pole															

Pembrey National: 1.4560 miles

These results are provisional until the conclusion of any judicial and technical matters.

Clerk Of Course :	Stewards :	Timekeeper : Sarah Evans
-------------------	------------	--------------------------

Results can be found at www.tsl-timing.com

Printed - 09:17 Saturday, 08 April 2023



BMCRC - MRO Championships 2023 - Rnd 2 @ Pembrey



DART Motorsport MRO 600 inc Clubman 600 & GP2/EVO

RACE 1 - CLASSIFICATION

POS	NO	CL	PIC NAME	ENTRY	LAPS	TIME	GAP	DIFF	MPH	BEST	ON
1	47		1 Fenton SEABRIGHT	Yamaha R6 -	8	8:05.293			86.40	58.821	7
2	36		2 Harry FOWLE	Yamaha R6 - HF Refinishing Racing	8	8:16.178	10.885	10.885	84.51	1:00.548	8
3	37		3 Alex LATHAM	Kawasaki ZX6R - BR-8 / McCrash Racing	8	8:17.344	12.051	1.166	84.31	1:00.956	8
4	128		4 Kelvin HOARE	Yamaha R6 - Southern and Country Roofing Ltd	8	8:18.472	13.179	1.128	84.12	1:01.209	2
5	51		5 Ross CLARKE	Kawasaki ZX600RR - Ross clarke Farriery	8	8:21.958	16.665	3.486	83.53	1:00.977	5
6	95		6 Grant ROBERTSON	Yamaha R6 - Westcountry Windings	8	8:24.133	18.840	2.175	83.17	1:01.768	5
7	3		7 Joey LAMB DEN	Kawasaki ZX600 RBF -	8	8:24.395	19.102	0.262	83.13	1:01.472	5
8	661	EVO	1 Cameron HARRIS	Triumph 675R - Harris / Tony Scott Motorsport	8	8:25.944	20.651	1.549	82.88	1:01.617	5
9	35		8 Kai DICKINSON	Kawasaki ZX636 -	8	8:30.003	24.710	4.059	82.22	1:02.340	8
10	14	C	1 Jack MUIR	Kawasaki ZX636 -	8	8:30.456	25.163	0.453	82.14	1:02.304	6
11	40	C	2 Henry ROSS	Yamaha R6 -	8	8:30.732	25.439	0.276	82.10	1:02.502	5
12	168	C	3 Aaron DALRYMPLE	YAMAHA R6 - Team Blumpkin Racing	8	8:32.096	26.803	1.364	81.88	1:02.263	8
13	212		9 Matt PALLETT	Yamaha R6 - BDA Chartered Architects	8	8:32.343	27.050	0.247	81.84	1:01.390	8
14	91	C	4 Sam HIRST	Kawasaki 636 - Team Valley Racing	8	8:34.294	29.001	1.951	81.53	1:02.265	8
15	87		10 Keith POVAH	Yamaha R6 - @crap.sack give us a follow!	8	8:34.437	29.144	0.143	81.51	1:02.194	8
16	129	C	5 David JAMES	Yamaha R6 -	8	8:42.143	36.850	7.706	80.30	1:03.782	4
17	81		11 Fred McMULLAN	Kawasaki ZX636 - Orwell Motorcycles ipswich	8	8:43.171	37.878	1.028	80.15	1:03.655	6
18	2		12 Andy GILL	TBC -	8	8:45.112	39.819	1.941	79.85	1:03.457	6
19	22	C	6 Toby TRUNDLE	Yamaha R6 - Harris Motorcycles / A. Harland Race S	8	8:52.667	47.374	7.555	78.72	1:05.001	7
20	58	C	7 Paul NICHOLAS	Yamaha YZF R6 - C.F~THE CLOTHING FIRM	8	8:56.625	51.332	3.958	78.14	1:05.226	2
21	48	C	8 Max HALL	Yamaha R6 - Hall's Carpentry Bristol & Bath	7	8:10.119	1 Lap	1 Lap	74.86	1:08.355	7
22	65		13 Ian SOILLEUX	Kawasaki ZX6 - BDRacing	7	8:14.022	1 Lap	3.903	74.27	1:08.319	6
23	15	C	9 Dale BREW	Triumph 675 - Ayre Mowers Ltd	7	8:52.639	1 Lap	38.617	68.88	1:13.622	4

NOT CLASSIFIED

DNF	80		Morgan CREASEY	Yamaha R6 - Warics Ltd	4	4:18.569	4 Laps	3 Laps	81.08	1:02.671	4
-----	----	--	----------------	------------------------	---	----------	--------	--------	-------	----------	---

FASTEST LAP

	47		Fenton SEABRIGHT	Yamaha R6 -	7	58.821		89.11 mph	143.41 kph		
	661	EVO	Cameron HARRIS	Triumph 675R - Harris / Tony Scott Motorsport	5	1:01.617		85.06 mph	136.90 kph		
	168	C	Aaron DALRYMPLE	YAMAHA R6 - Team Blumpkin Racing	8	1:02.263		84.18 mph	135.48 kph		

Class - 92.5% of Race Speed = 79.92 mph
 Class EVO - 92.5% of Race Speed = 76.66 mph
 Class C - 92.5% of Race Speed = 75.97 mph

Weather / Track : Bright / Dry

These results are provisional until the conclusion of any judicial and technical matters.

Race Distance: 8 Laps / 11.64 miles
 Pembrey National: 1.4560 miles
 Date: 08/04/2023 Start: 11:43 Finish: 11:51

Clerk Of Course :	Stewards :	Timekeeper : Sarah Evans
-------------------	------------	--------------------------

Results can be found at www.tsl-timing.com

Printed - 11:54 Saturday, 08 April 2023



BMCRC - MRO Championships 2023 - Rnd 2 @ Pembrey

DART Motorsport MRO 600 inc Clubman 600 & GP2/EVO

RACE 1 - POSITION CHART

No	Name	Lap Pos								
			1	2	3	4	5	6	7	8
37	LATHAM	1	36	47	47	47	47	47	47	47
51	CLARKE	2	37	36	36	36	128	36	36	36
36	FOWLE	3	47	128	128	128	36	128	128	37
80	CREASEY	4	128	37	37	37	37	37	37	128
35	DICKINSON	5	80	95	95	95	95	95	51	51
128	HOARE	6	95	661	661	661	51	51	95	95
661	HARRIS	7	51	3	3	51	661	661	3	3
95	ROBERTSON	8	661	80	51	3	3	3	661	661
40	ROSS	9	3	51	80	80	14	14	14	35
14	MUIR	10	35	35	35	35	35	35	35	14
168	DALRYMPLE	11	168	168	14	14	40	40	40	40
87	POVAH	12	14	14	168	168	168	168	168	168
129	JAMES	13	87	40	40	40	212	212	212	212
91	HIRST	14	40	212	212	212	91	91	91	91
212	PALLET	15	212	91	91	91	87	87	87	87
81	McMULLAN	16	91	129	129	87	129	129	129	129
22	TRUNDLE	17	129	87	87	129	81	81	81	81
3	LAMB DEN	18	22	22	81	81	2	2	2	2
58	NICHOLAS	19	2	81	2	2	22	22	22	22
2	GILL	20	81	2	22	22	58	58	58	58
65	SOILLEUX	21	58	58	58	58	48	48	48	
48	HALL	22	48	48	48	48	65	65	65	
15	BREW	23	65	65	65	65	15	15	15	
47	SEABRIGHT	24	15	15	15	15				

BMCRC - MRO Championships 2023 - Rnd 2 @ Pembrey

DART Motorsport MRO 600 inc Clubman 600 & GP2/EVO

RACE 1 - SECTOR ANALYSIS



SECTOR 1 = FL to I1, SECTOR 2 = I1 to FL, DIFF = Difference To Personal Best Lap, P = Crossed Finish Line in Pit Lane, D = Time Disallowed

P1 47		Fenton SEABRIGHT		Yamaha R6 -		
IDEAL LAP TIME : 58.776		BEST LAP TIME : 58.821		DIFFERENCE : 0.045		
LAP	SECTOR 1	SECTOR 2	LAP TIME	MPH	DIFF	TIME OF DAY
1 -		26.528	1:07.492	77.66	8.671	11:44:11.317
2 -	33.995	26.029	1:00.024	87.32	1.203	11:45:11.341
3 -	33.114	26.336	59.450	88.16	0.629	11:46:10.791
4 -	33.021	26.007	59.028 (3)	88.79	0.207	11:47:09.819
5 -	32.993	25.994	58.987 (2)	88.86	0.166	11:48:08.806
6 -	36.298	26.104	1:02.402	83.99	3.581	11:49:11.208
7 -	32.782	26.039	58.821 (1)	89.11		11:50:10.029
8 -	32.973	26.116	59.089	88.70	0.268	11:51:09.118

P2 36		Harry FOWLE		Yamaha R6 - HF Refinishing Racing		
IDEAL LAP TIME : 1:00.486		BEST LAP TIME : 1:00.548		DIFFERENCE : 0.062		
LAP	SECTOR 1	SECTOR 2	LAP TIME	MPH	DIFF	TIME OF DAY
1 -		27.176	1:06.740	78.53	6.192	11:44:10.565
2 -	34.911	26.817	1:01.728	84.91	1.180	11:45:12.293
3 -	34.178	26.864	1:01.042 (3)	85.86	0.494	11:46:13.335
4 -	34.531	27.198	1:01.729	84.91	1.181	11:47:15.064
5 -	34.041	27.555	1:01.596	85.09	1.048	11:48:16.660
6 -	35.009	27.069	1:02.078	84.43	1.530	11:49:18.738
7 -	33.905	26.812	1:00.717 (2)	86.32	0.169	11:50:19.455
8 -	33.967	26.581	1:00.548 (1)	86.56		11:51:20.003

P3 37		Alex LATHAM		Kawasaki ZX6R - BR-8 / McCrash Racing		
IDEAL LAP TIME : 1:00.896		BEST LAP TIME : 1:00.956		DIFFERENCE : 0.060		
LAP	SECTOR 1	SECTOR 2	LAP TIME	MPH	DIFF	TIME OF DAY
1 -		27.161	1:06.870	78.38	5.914	11:44:10.695
2 -	34.940	27.174	1:02.114	84.38	1.158	11:45:12.809
3 -	34.401	26.987	1:01.388	85.38	0.432	11:46:14.197
4 -	34.126	27.088	1:01.214 (3)	85.62	0.258	11:47:15.411
5 -	34.094	27.392	1:01.486	85.24	0.530	11:48:16.897
6 -	34.946	27.228	1:02.174	84.30	1.218	11:49:19.071
7 -	34.140	27.002	1:01.142 (2)	85.72	0.186	11:50:20.213
8 -	34.154	26.802	1:00.956 (1)	85.98		11:51:21.169

P4 128		Kelvin HOARE		Yamaha R6 - Southern and Country Roofing Ltd		
IDEAL LAP TIME : 1:00.777		BEST LAP TIME : 1:01.209		DIFFERENCE : 0.432		
LAP	SECTOR 1	SECTOR 2	LAP TIME	MPH	DIFF	TIME OF DAY
1 -		27.009	1:07.521	77.62	6.312	11:44:11.346
2 -	34.424	26.785	1:01.209 (1)	85.63		11:45:12.555
3 -	34.126	27.122	1:01.248 (3)	85.57	0.039	11:46:13.803
4 -	34.228	27.295	1:01.523	85.19	0.314	11:47:15.326
5 -	33.992	27.247	1:01.239 (2)	85.59	0.030	11:48:16.565
6 -	34.770	27.456	1:02.226	84.23	1.017	11:49:18.791
7 -	34.283	27.057	1:01.340	85.45	0.131	11:50:20.131
8 -	34.624	27.542	1:02.166	84.31	0.957	11:51:22.297

P5 51		Ross CLARKE		Kawasaki ZX600RR - Ross clarke Farriery		
IDEAL LAP TIME : 1:00.659		BEST LAP TIME : 1:00.977		DIFFERENCE : 0.318		
LAP	SECTOR 1	SECTOR 2	LAP TIME	MPH	DIFF	TIME OF DAY
1 -		28.344	1:09.206	75.73	8.229	11:44:13.031
2 -	35.936	27.530	1:03.466	82.58	2.489	11:45:16.497
3 -	35.078	27.128	1:02.206	84.26	1.229	11:46:18.703
4 -	34.579	27.510	1:02.089	84.42	1.112	11:47:20.792
5 -	33.920	27.057	1:00.977 (1)	85.96		11:48:21.769
6 -	34.428	27.494	1:01.922	84.64	0.945	11:49:23.691
7 -	34.248	26.739	1:00.987 (2)	85.94	0.010	11:50:24.678
8 -	34.261	26.844	1:01.105 (3)	85.78	0.128	11:51:25.783

BMCRC - MRO Championships 2023 - Rnd 2 @ Pembrey

DART Motorsport MRO 600 inc Clubman 600 & GP2/EVO

RACE 1 - SECTOR ANALYSIS



SECTOR 1 = FL to I1, SECTOR 2 = I1 to FL, DIFF = Difference To Personal Best Lap, P = Crossed Finish Line in Pit Lane, D = Time Disallowed

P6 95		Grant ROBERTSON		Yamaha R6 - Westcountry Windings			
IDEAL LAP TIME : 1:01.768		BEST LAP TIME : 1:01.768		DIFFERENCE : 0.000			
LAP	SECTOR 1	SECTOR 2	LAP TIME	MPH	DIFF	TIME OF DAY	
1 -		27.515	1:09.027	75.93	7.259	11:44:12.852	
2 -	34.919	27.308	1:02.227	84.23	0.459	11:45:15.079	
3 -	35.000	27.442	1:02.442	83.94	0.674	11:46:17.521	
4 -	34.611	27.316	1:01.927 (2)	84.64	0.159	11:47:19.448	
5 -	34.534	27.234	1:01.768 (1)	84.85		11:48:21.216	
6 -	34.763	27.671	1:02.434	83.95	0.666	11:49:23.650	
7 -	34.828	27.522	1:02.350	84.06	0.582	11:50:26.000	
8 -	34.558	27.400	1:01.958 (3)	84.59	0.190	11:51:27.958	

P7 3		Joey LAMBDEN		Kawasaki ZX600 RBF -			
IDEAL LAP TIME : 1:01.417		BEST LAP TIME : 1:01.472		DIFFERENCE : 0.055			
LAP	SECTOR 1	SECTOR 2	LAP TIME	MPH	DIFF	TIME OF DAY	
1 -		27.466	1:09.743	75.15	8.271	11:44:13.568	
2 -	35.148	27.570	1:02.718	83.57	1.246	11:45:16.286	
3 -	34.725	27.620	1:02.345	84.07	0.873	11:46:18.631	
4 -	34.887	27.368	1:02.255	84.19	0.783	11:47:20.886	
5 -	34.291	27.181	1:01.472 (1)	85.26		11:48:22.358	
6 -	34.658	27.886	1:02.544	83.80	1.072	11:49:24.902	
7 -	34.433	27.193	1:01.626 (2)	85.05	0.154	11:50:26.528	
8 -	34.236	27.456	1:01.692 (3)	84.96	0.220	11:51:28.220	

P8 661 EVO		Cameron HARRIS		Triumph 675R - Harris / Tony Scott Motorsport			
IDEAL LAP TIME : 1:01.617		BEST LAP TIME : 1:01.617		DIFFERENCE : 0.000			
LAP	SECTOR 1	SECTOR 2	LAP TIME	MPH	DIFF	TIME OF DAY	
1 -		27.974	1:09.294	75.64	7.677	11:44:13.119	
2 -	35.443	27.521	1:02.964	83.24	1.347	11:45:16.083	
3 -	34.760	27.631	1:02.391	84.01	0.774	11:46:18.474	
4 -	34.784	27.313	1:02.097 (3)	84.40	0.480	11:47:20.571	
5 -	34.394	27.223	1:01.617 (1)	85.06		11:48:22.188	
6 -	34.697	27.372	1:02.069 (2)	84.44	0.452	11:49:24.257	
7 -	34.973	27.945	1:02.918	83.30	1.301	11:50:27.175	
8 -	34.654	27.940	1:02.594	83.73	0.977	11:51:29.769	

P9 35		Kai DICKINSON		Kawasaki ZX636 -			
IDEAL LAP TIME : 1:02.311		BEST LAP TIME : 1:02.340		DIFFERENCE : 0.029			
LAP	SECTOR 1	SECTOR 2	LAP TIME	MPH	DIFF	TIME OF DAY	
1 -		27.745	1:09.892	74.99	7.552	11:44:13.717	
2 -	35.593	27.647	1:03.240	82.88	0.900	11:45:16.957	
3 -	35.679	27.341	1:03.020	83.17	0.680	11:46:19.977	
4 -	35.098	27.424	1:02.522 (2)	83.83	0.182	11:47:22.499	
5 -	35.787	27.691	1:03.478	82.57	1.138	11:48:25.977	
6 -	35.366	27.222	1:02.588 (3)	83.74	0.248	11:49:28.565	
7 -	35.197	27.726	1:02.923	83.30	0.583	11:50:31.488	
8 -	35.127	27.213	1:02.340 (1)	84.08		11:51:33.828	

P10 14 C		Jack MUIR		Kawasaki ZX636 -			
IDEAL LAP TIME : 1:02.182		BEST LAP TIME : 1:02.304		DIFFERENCE : 0.122			
LAP	SECTOR 1	SECTOR 2	LAP TIME	MPH	DIFF	TIME OF DAY	
1 -		28.128	1:10.737	74.09	8.433	11:44:14.562	
2 -	35.599	27.415	1:03.014	83.18	0.710	11:45:17.576	
3 -	35.333	27.291	1:02.624 (3)	83.69	0.320	11:46:20.200	
4 -	35.056	27.509	1:02.565 (2)	83.77	0.261	11:47:22.765	
5 -	35.327	27.411	1:02.738	83.54	0.434	11:48:25.503	
6 -	34.891	27.413	1:02.304 (1)	84.12		11:49:27.807	
7 -	35.758	27.603	1:03.361	82.72	1.057	11:50:31.168	
8 -	35.656	27.457	1:03.113	83.05	0.809	11:51:34.281	

BMCRC - MRO Championships 2023 - Rnd 2 @ Pembrey

DART Motorsport MRO 600 inc Clubman 600 & GP2/EVO

RACE 1 - SECTOR ANALYSIS



SECTOR 1 = FL to I1, SECTOR 2 = I1 to FL, DIFF = Difference To Personal Best Lap, P = Crossed Finish Line in Pit Lane, D = Time Disallowed

P11 40 C		Henry ROSS		Yamaha R6 -		
IDEAL LAP TIME : 1:02.502		BEST LAP TIME : 1:02.502		DIFFERENCE : 0.000		
LAP	SECTOR 1	SECTOR 2	LAP TIME	MPH	DIFF	TIME OF DAY
1 -		28.660	1:11.903	72.89	9.401	11:44:15.728
2 -	35.176	27.392	1:02.568 (2)	83.77	0.066	11:45:18.296
3 -	35.313	27.461	1:02.774	83.49	0.272	11:46:21.070
4 -	35.137	27.492	1:02.629 (3)	83.69	0.127	11:47:23.699
5 -	35.125	27.377	1:02.502 (1)	83.86		11:48:26.201
6 -	35.228	27.453	1:02.681	83.62	0.179	11:49:28.882
7 -	35.245	27.585	1:02.830	83.42	0.328	11:50:31.712
8 -	35.250	27.595	1:02.845	83.40	0.343	11:51:34.557

P12 168 C		Aaron DALRYMPLE		YAMAHA R6 - Team Blumpkin Racing		
IDEAL LAP TIME : 1:02.170		BEST LAP TIME : 1:02.263		DIFFERENCE : 0.093		
LAP	SECTOR 1	SECTOR 2	LAP TIME	MPH	DIFF	TIME OF DAY
1 -		28.026	1:10.507	74.34	8.244	11:44:14.332
2 -	35.388	27.710	1:03.098	83.07	0.835	11:45:17.430
3 -	36.003	27.395	1:03.398	82.67	1.135	11:46:20.828
4 -	35.111	27.264	1:02.375 (2)	84.03	0.112	11:47:23.203
5 -	35.911	28.068	1:03.979	81.92	1.716	11:48:27.182
6 -	35.242	27.819	1:03.061 (3)	83.11	0.798	11:49:30.243
7 -	35.811	27.604	1:03.415	82.65	1.152	11:50:33.658
8 -	34.906	27.357	1:02.263 (1)	84.18		11:51:35.921

P13 212		Matt PALLETT		Yamaha R6 - BDA Chartered Architects		
IDEAL LAP TIME : 1:01.390		BEST LAP TIME : 1:01.390		DIFFERENCE : 0.000		
LAP	SECTOR 1	SECTOR 2	LAP TIME	MPH	DIFF	TIME OF DAY
1 -		29.299	1:12.426	72.37	11.036	11:44:16.251
2 -	35.530	28.274	1:03.804	82.15	2.414	11:45:20.055
3 -	35.504	27.880	1:03.384	82.69	1.994	11:46:23.439
4 -	35.174	27.802	1:02.976	83.23	1.586	11:47:26.415
5 -	35.270	27.520	1:02.790 (3)	83.47	1.400	11:48:29.205
6 -	35.406	27.587	1:02.993	83.20	1.603	11:49:32.198
7 -	35.425	27.155	1:02.580 (2)	83.75	1.190	11:50:34.778
8 -	34.571	26.819	1:01.390 (1)	85.38		11:51:36.168

P14 91 C		Sam HIRST		Kawasaki 636 - Team Valley Racing		
IDEAL LAP TIME : 1:02.265		BEST LAP TIME : 1:02.265		DIFFERENCE : 0.000		
LAP	SECTOR 1	SECTOR 2	LAP TIME	MPH	DIFF	TIME OF DAY
1 -		29.108	1:12.777	72.02	10.512	11:44:16.602
2 -	35.893	28.216	1:04.109	81.76	1.844	11:45:20.711
3 -	35.327	28.072	1:03.399	82.67	1.134	11:46:24.110
4 -	35.234	27.737	1:02.971	83.23	0.706	11:47:27.081
5 -	35.002	27.684	1:02.686 (2)	83.61	0.421	11:48:29.767
6 -	35.047	27.922	1:02.969 (3)	83.24	0.704	11:49:32.736
7 -	35.442	27.676	1:03.118	83.04	0.853	11:50:35.854
8 -	34.691	27.574	1:02.265 (1)	84.18		11:51:38.119

P15 87		Keith POVAH		Yamaha R6 - @crap.sack give us a follow!		
IDEAL LAP TIME : 1:01.939		BEST LAP TIME : 1:02.194		DIFFERENCE : 0.255		
LAP	SECTOR 1	SECTOR 2	LAP TIME	MPH	DIFF	TIME OF DAY
1 -		28.983	1:11.770	73.03	9.576	11:44:15.595
2 -	35.080	30.624	1:05.704	79.77	3.510	11:45:21.299
3 -	35.727	28.006	1:03.733	82.24	1.539	11:46:25.032
4 -	35.053	27.651	1:02.704 (3)	83.59	0.510	11:47:27.736
5 -	34.851	27.659	1:02.510 (2)	83.85	0.316	11:48:30.246
6 -	35.303	27.406	1:02.709	83.58	0.515	11:49:32.955
7 -	35.453	27.660	1:03.113	83.05	0.919	11:50:36.068
8 -	35.106	27.088	1:02.194 (1)	84.27		11:51:38.262

BMCRC - MRO Championships 2023 - Rnd 2 @ Pembrey

DART Motorsport MRO 600 inc Clubman 600 & GP2/EVO

RACE 1 - SECTOR ANALYSIS



SECTOR 1 = FL to I1, SECTOR 2 = I1 to FL, DIFF = Difference To Personal Best Lap, P = Crossed Finish Line in Pit Lane, D = Time Disallowed

P16 129 C		David JAMES		Yamaha R6 -		
IDEAL LAP TIME : 1:03.520		BEST LAP TIME : 1:03.782		DIFFERENCE : 0.262		
LAP	SECTOR 1	SECTOR 2	LAP TIME	MPH	DIFF	TIME OF DAY
1 -		28.668	1:12.908	71.89	9.126	11:44:16.733
2 -	36.050	28.196	1:04.246	81.58	0.464	11:45:20.979
3 -	35.646	28.291	1:03.937 (3)	81.98	0.155	11:46:24.916
4 -	35.908	27.874	1:03.782 (1)	82.17		11:47:28.698
5 -	36.161	28.123	1:04.284	81.53	0.502	11:48:32.982
6 -	35.733	28.167	1:03.900 (2)	82.02	0.118	11:49:36.882
7 -	36.318	28.403	1:04.721	80.98	0.939	11:50:41.603
8 -	36.283	28.082	1:04.365	81.43	0.583	11:51:45.968

P17 81		Fred McMULLAN		Kawasaki ZX636 - Orwell Motorcycles ipswich		
IDEAL LAP TIME : 1:03.470		BEST LAP TIME : 1:03.655		DIFFERENCE : 0.185		
LAP	SECTOR 1	SECTOR 2	LAP TIME	MPH	DIFF	TIME OF DAY
1 -		28.944	1:14.352	70.49	10.697	11:44:18.177
2 -	36.495	28.790	1:05.285	80.28	1.630	11:45:23.462
3 -	35.827	28.255	1:04.082	81.79	0.427	11:46:27.544
4 -	36.153	27.963	1:04.116	81.75	0.461	11:47:31.660
5 -	35.940	28.147	1:04.087	81.78	0.432	11:48:35.747
6 -	35.526	28.129	1:03.655 (1)	82.34		11:49:39.402
7 -	35.752	28.100	1:03.852 (3)	82.08	0.197	11:50:43.254
8 -	35.798	27.944	1:03.742 (2)	82.23	0.087	11:51:46.996

P18 2		Andy GILL		TBC -		
IDEAL LAP TIME : 1:03.289		BEST LAP TIME : 1:03.457		DIFFERENCE : 0.168		
LAP	SECTOR 1	SECTOR 2	LAP TIME	MPH	DIFF	TIME OF DAY
1 -		29.352	1:14.196	70.64	10.739	11:44:18.021
2 -	36.281	29.513	1:05.794	79.66	2.337	11:45:23.815
3 -	35.940	28.387	1:04.327	81.48	0.870	11:46:28.142
4 -	36.135	28.048	1:04.183 (3)	81.66	0.726	11:47:32.325
5 -	36.725	28.067	1:04.792	80.89	1.335	11:48:37.117
6 -	35.386	28.071	1:03.457 (1)	82.60		11:49:40.574
7 -	35.646	27.903	1:03.549 (2)	82.48	0.092	11:50:44.123
8 -	36.144	28.670	1:04.814	80.87	1.357	11:51:48.937

P19 22 C		Toby TRUNDLE		Yamaha R6 - Harris Motorcycles / A. Harland Race Services		
IDEAL LAP TIME : 1:04.744		BEST LAP TIME : 1:05.001		DIFFERENCE : 0.257		
LAP	SECTOR 1	SECTOR 2	LAP TIME	MPH	DIFF	TIME OF DAY
1 -		29.644	1:13.811	71.01	8.810	11:44:17.636
2 -	36.364	29.383	1:05.747	79.72	0.746	11:45:23.383
3 -	37.046	28.815	1:05.861	79.58	0.860	11:46:29.244
4 -	36.418	29.158	1:05.576	79.93	0.575	11:47:34.820
5 -	36.598	28.948	1:05.546 (3)	79.96	0.545	11:48:40.366
6 -	36.302	29.459	1:05.761	79.70	0.760	11:49:46.127
7 -	36.105	28.896	1:05.001 (1)	80.63		11:50:51.128
8 -	35.929	29.435	1:05.364 (2)	80.19	0.363	11:51:56.492

P20 58 C		Paul NICHOLAS		Yamaha YZF R6 - C.F~THE CLOTHING FIRM		
IDEAL LAP TIME : 1:05.057		BEST LAP TIME : 1:05.226		DIFFERENCE : 0.169		
LAP	SECTOR 1	SECTOR 2	LAP TIME	MPH	DIFF	TIME OF DAY
1 -		29.871	1:15.138	69.75	9.912	11:44:18.963
2 -	36.188	29.038	1:05.226 (1)	80.36		11:45:24.189
3 -	36.615	29.021	1:05.636 (2)	79.85	0.410	11:46:29.825
4 -	36.567	29.373	1:05.940	79.49	0.714	11:47:35.765
5 -	36.960	28.869	1:05.829 (3)	79.62	0.603	11:48:41.594
6 -	36.822	29.642	1:06.464	78.86	1.238	11:49:48.058
7 -	37.022	29.100	1:06.122	79.27	0.896	11:50:54.180
8 -	36.890	29.380	1:06.270	79.09	1.044	11:52:00.450

BMCRC - MRO Championships 2023 - Rnd 2 @ Pembrey

DART Motorsport MRO 600 inc Clubman 600 & GP2/EVO

RACE 1 - SECTOR ANALYSIS



SECTOR 1 = FL to I1, SECTOR 2 = I1 to FL, DIFF = Difference To Personal Best Lap, P = Crossed Finish Line in Pit Lane, D = Time Disallowed

P21 48 C		Max HALL		Yamaha R6 - Hall's Carpentry Bristol & Bath			
IDEAL LAP TIME : 1:07.966		BEST LAP TIME : 1:08.355		DIFFERENCE : 0.389			
LAP	SECTOR 1	SECTOR 2	LAP TIME	MPH	DIFF	TIME OF DAY	
1 -		30.400	1:17.322	67.78	8.967	11:44:21.147	
2 -	39.070	30.366	1:09.436	75.48	1.081	11:45:30.583	
3 -	38.661	30.197	1:08.858	76.12	0.503	11:46:39.441	
4 -	39.000	29.852	1:08.852	76.12	0.497	11:47:48.293	
5 -	39.285	29.553	1:08.838 (3)	76.14	0.483	11:48:57.131	
6 -	38.816	29.642	1:08.458 (2)	76.56	0.103	11:50:05.589	
7 -	38.413	29.942	1:08.355 (1)	76.68		11:51:13.944	

P22 65		Ian SOILLEUX		Kawasaki ZX6 - BDRacing			
IDEAL LAP TIME : 1:07.996		BEST LAP TIME : 1:08.319		DIFFERENCE : 0.323			
LAP	SECTOR 1	SECTOR 2	LAP TIME	MPH	DIFF	TIME OF DAY	
1 -		31.625	1:21.036	64.68	12.717	11:44:24.861	
2 -	39.038	30.586	1:09.624	75.28	1.305	11:45:34.485	
3 -	38.667	30.086	1:08.753	76.23	0.434	11:46:43.238	
4 -	38.733	30.284	1:09.017	75.94	0.698	11:47:52.255	
5 -	38.511	30.089	1:08.600 (2)	76.40	0.281	11:49:00.855	
6 -	38.206	30.113	1:08.319 (1)	76.72		11:50:09.174	
7 -	38.883	29.790	1:08.673 (3)	76.32	0.354	11:51:17.847	

P23 15 C		Dale BREW		Triumph 675 - Ayre Mowers Ltd			
IDEAL LAP TIME : 1:13.481		BEST LAP TIME : 1:13.622		DIFFERENCE : 0.141			
LAP	SECTOR 1	SECTOR 2	LAP TIME	MPH	DIFF	TIME OF DAY	
1 -		32.796	1:22.689	63.38	9.067	11:44:26.514	
2 -	41.644	32.492	1:14.136 (3)	70.70	0.514	11:45:40.650	
3 -	41.379	32.710	1:14.089 (2)	70.74	0.467	11:46:54.739	
4 -	41.520	32.102	1:13.622 (1)	71.19		11:48:08.361	
5 -	43.136	33.753	1:16.889	68.17	3.267	11:49:25.250	
6 -	42.197	33.422	1:15.619	69.31	1.997	11:50:40.869	
7 -	42.452	33.143	1:15.595	69.33	1.973	11:51:56.464	

P24 80		Morgan CREASEY		Yamaha R6 - Warics Ltd			
IDEAL LAP TIME : 1:02.635		BEST LAP TIME : 1:02.671		DIFFERENCE : 0.036			
LAP	SECTOR 1	SECTOR 2	LAP TIME	MPH	DIFF	TIME OF DAY	
1 -		27.938	1:08.242	76.80	5.571	11:44:12.067	
2 -	36.150	28.250	1:04.400 (3)	81.39	1.729	11:45:16.467	
3 -	35.676	27.580	1:03.256 (2)	82.86	0.585	11:46:19.723	
4 -	35.055	27.616	1:02.671 (1)	83.63		11:47:22.394	

BMCRC - MRO Championships 2023 - Rnd 2 @ Pembrey

DART Motorsport MRO 600 inc Clubman 600 & GP2/EVO

RACE 1 - BEST SECTORS

SECTOR 1			SECTOR 2			IDEAL / BEST COMPARISON						
POS	NO	NAME	TIME	NO	NAME	TIME	POS	NO	NAME	IDEAL	BEST	DIFF
									PERFECT LAP	58.776		
1	47	SEABRIGHT	32.782	47	SEABRIGHT	25.994	1	47	SEABRIGHT	58.776	58.821	0.045
2	36	FOWLE	33.905	36	FOWLE	26.581	2	36	FOWLE	1:00.486	1:00.548	0.062
3	51	CLARKE	33.920	51	CLARKE	26.739	3	51	CLARKE	1:00.659	1:00.977	0.318
4	128	HOARE	33.992	128	HOARE	26.785	4	128	HOARE	1:00.777	1:01.209	0.432
5	37	LATHAM	34.094	37	LATHAM	26.802	5	37	LATHAM	1:00.896	1:00.956	0.060
6	3	LAMBDEN	34.236	212	PALLET	26.819	6	212	PALLET	1:01.390	1:01.390	0.000
7	661	HARRIS	34.394	87	POVAH	27.088	7	3	LAMBDEN	1:01.417	1:01.472	0.055
8	95	ROBERTSON	34.534	3	LAMBDEN	27.181	8	661	HARRIS	1:01.617	1:01.617	0.000
9	212	PALLET	34.571	35	DICKINSON	27.213	9	95	ROBERTSON	1:01.768	1:01.768	0.000
10	91	HIRST	34.691	661	HARRIS	27.223	10	87	POVAH	1:01.939	1:02.194	0.255
11	87	POVAH	34.851	95	ROBERTSON	27.234	11	168	DALRYMPLE	1:02.170	1:02.263	0.093
12	14	MUIR	34.891	168	DALRYMPLE	27.264	12	14	MUIR	1:02.182	1:02.304	0.122
13	168	DALRYMPLE	34.906	14	MUIR	27.291	13	91	HIRST	1:02.265	1:02.265	0.000
14	80	CREASEY	35.055	40	ROSS	27.377	14	35	DICKINSON	1:02.311	1:02.340	0.029
15	35	DICKINSON	35.098	91	HIRST	27.574	15	40	ROSS	1:02.502	1:02.502	0.000
16	40	ROSS	35.125	80	CREASEY	27.580	16	80	CREASEY	1:02.635	1:02.671	0.036
17	2	GILL	35.386	129	JAMES	27.874	17	2	GILL	1:03.289	1:03.457	0.168
18	81	McMULLAN	35.526	2	GILL	27.903	18	81	McMULLAN	1:03.470	1:03.655	0.185
19	129	JAMES	35.646	81	McMULLAN	27.944	19	129	JAMES	1:03.520	1:03.782	0.262
20	22	TRUNDLE	35.929	22	TRUNDLE	28.815	20	22	TRUNDLE	1:04.744	1:05.001	0.257
21	58	NICHOLAS	36.188	58	NICHOLAS	28.869	21	58	NICHOLAS	1:05.057	1:05.226	0.169
22	65	SOILLEUX	38.206	48	HALL	29.553	22	48	HALL	1:07.966	1:08.355	0.389
23	48	HALL	38.413	65	SOILLEUX	29.790	23	65	SOILLEUX	1:07.996	1:08.319	0.323
24	15	BREW	41.379	15	BREW	32.102	24	15	BREW	1:13.481	1:13.622	0.141

BMCRC - MRO Championships 2023 - Rnd 2 @ Pembrey

DART Motorsport MRO 600 inc Clubman 600 & GP2/EVO

RACE 1 - STATISTICS

Competitors Started	24
Planned Start	2023-04-08 @ 11:50:00.000
Actual Start	2023-04-08 @ 11:43:03.824
Finish Time	2023-04-08 @ 11:51:07.203
Track Length	1.4560mi.
Total Laps	185
Total Distance Covered	269.3600mi.

Session Fastest Lap History

NO	CL	NAME	LAP TIME	TIME OF DAY	LAP	VEHICLE
47		Fenton SEABRIGHT	1:00.024	11:45:11.355	2	Yamaha R6
47		Fenton SEABRIGHT	59.450	11:46:10.805	3	Yamaha R6
47		Fenton SEABRIGHT	59.028	11:47:09.833	4	Yamaha R6
47		Fenton SEABRIGHT	58.987	11:48:08.821	5	Yamaha R6
47		Fenton SEABRIGHT	58.821	11:50:10.044	7	Yamaha R6

Session Leader History

NO	CL	NAME	FROM LAP	LAPS LED	DISTANCE	VEHICLE
36		Harry FOWLE	1	1	1.45 miles	Yamaha R6
47		Fenton SEABRIGHT	2	7	10.19 miles	Yamaha R6

Flag History

TYPE	TIME OF DAY
GREEN	11:43:03.824
FINISH	11:51:07.203

Flag Statistics

TYPE	COUNT	TOTAL LAPS	TOTAL TIME
Green	1	8	9:16.524
Red	0	0	0.000
Safety Car	0	0	0.000
FCY	0	0	0.000

BMCRC - MRO Championships 2023 - Rnd 2 @ Pembrey

DART Motorsport MRO 600 inc Clubman 600 & GP2/EVO

RACE 1 - STATISTICS

CLASS :

14 Starters

Fastest Lap History

NO	NAME	LAP TIME	TIME OF DAY	LAP	VEHICLE
47	Fenton SEABRIGHT	1:00.024	11:45:11.355	2	Yamaha R6
47	Fenton SEABRIGHT	59.450	11:46:10.805	3	Yamaha R6
47	Fenton SEABRIGHT	59.028	11:47:09.833	4	Yamaha R6
47	Fenton SEABRIGHT	58.987	11:48:08.821	5	Yamaha R6
47	Fenton SEABRIGHT	58.821	11:50:10.044	7	Yamaha R6

Leader History

NO	NAME	FROM LAP	LAPS LED	DISTANCE	VEHICLE
36	Harry FOWLE	1	1	1.45 miles	Yamaha R6
47	Fenton SEABRIGHT	2	7	10.19 miles	Yamaha R6

BMCRC - MRO Championships 2023 - Rnd 2 @ Pembrey
DART Motorsport MRO 600 inc Clubman 600 & GP2/EVO
RACE 1 - STATISTICS

CLASS : C

9 Starters

Fastest Lap History

NO	NAME	LAP TIME	TIME OF DAY	LAP	VEHICLE
168	Aaron DALRYMPLE	1:03.098	11:45:17.438	2	YAMAHA R6
14	Jack MUIR	1:03.014	11:45:17.613	2	Kawasaki ZX636
40	Henry ROSS	1:02.568	11:45:18.323	2	Yamaha R6
14	Jack MUIR	1:02.565	11:47:22.803	4	Kawasaki ZX636
168	Aaron DALRYMPLE	1:02.375	11:47:23.210	4	YAMAHA R6
14	Jack MUIR	1:02.304	11:49:27.845	6	Kawasaki ZX636
168	Aaron DALRYMPLE	1:02.263	11:51:35.928	8	YAMAHA R6

Leader History

NO	NAME	FROM LAP	LAPS LED	DISTANCE	VEHICLE
168	Aaron DALRYMPLE	1	2	2.91 miles	YAMAHA R6
14	Jack MUIR	3	6	8.73 miles	Kawasaki ZX636

BMCRC - MRO Championships 2023 - Rnd 2 @ Pembrey

DART Motorsport MRO 600 inc Clubman 600 & GP2/EVO

RACE 1 - STATISTICS

CLASS : EVO

1 Starters

Fastest Lap History

NO	NAME	LAP TIME	TIME OF DAY	LAP	VEHICLE
661	Cameron HARRIS	1:02.964	11:45:16.094	2	Triumph 675R
661	Cameron HARRIS	1:02.391	11:46:18.485	3	Triumph 675R
661	Cameron HARRIS	1:02.097	11:47:20.581	4	Triumph 675R
661	Cameron HARRIS	1:01.617	11:48:22.198	5	Triumph 675R

Leader History

NO	NAME	FROM LAP	LAPS LED	DISTANCE	VEHICLE
661	Cameron HARRIS	1	8	11.64 miles	Triumph 675R

BMCRC - MRO Championships 2023 - Rnd 2 @ Pembrey



DART Motorsport MRO 600 inc Clubman 600 & GP2/EVO

RACE 12 - GRID (8 Laps)

ROW 8	24	1:13.622	15	Dale BREW	23	1:08.355	48	Max HALL	22	1:08.319	65	Ian SOILLEUX		
ROW 7			21	1:05.226	58	Paul NICHOLAS	20	1:05.001	22	Toby TRUNDLE	19	1:03.782	129	David JAMES
ROW 6	18	1:03.655	81	Fred McMULLAN	17	1:03.457	2	Andy GILL	16	1:02.671	80	Morgan CREASEY		
ROW 5			15	1:02.502	40	Henry ROSS	14	1:02.340	35	Kai DICKINSON	13	1:02.304	14	Jack MUIR
ROW 4	12	1:02.265	91	Sam HIRST	11	1:02.263	168	Aaron DALRYMPLE	10	1:02.194	87	Keith POVAH		
ROW 3			9	1:01.768	95	Grant ROBERTSON	8	1:01.617	661	Cameron HARRIS	7	1:01.472	3	Joey LAMB DEN
ROW 2	6	1:01.390	212	Matt PALLETT	5	1:01.209	128	Kelvin HOARE	4	1:00.977	51	Ross CLARKE		
ROW 1			3	1:00.956	37	Alex LATHAM	2	1:00.548	36	Harry FOWLE	1	58.821	47	Fenton SEABRIGHT
Pole														

Pembrey National: 1.4560 miles

These results are provisional until the conclusion of any judicial and technical matters.

Clerk Of Course :	Stewards :	Timekeeper : Sarah Evans
-------------------	------------	--------------------------

Results can be found at www.tsl-timing.com

Printed - 11:56 Saturday, 08 April 2023



BMCRC - MRO Championships 2023 - Rnd 2 @ Pembrey



DART Motorsport MRO 600 inc Clubman 600 & GP2/EVO

RACE 12 - CLASSIFICATION

POS	NO	CL	PIC NAME	ENTRY	LAPS	TIME	GAP	DIFF	MPH	BEST	ON
1	47		1 Fenton SEABRIGHT	Yamaha R6 -	8	8:01.270			87.12	58.934	5
2	36		2 Harry FOWLE	Yamaha R6 - HF Refinishing Racing	8	8:16.971	15.701	15.701	84.37	1:01.155	3
3	40	C	1 Henry ROSS	Yamaha R6 -	8	8:23.297	22.027	6.326	83.31	1:01.010	7
4	212		3 Matt PALLETT	Yamaha R6 - BDA Chartered Architects	8	8:25.748	24.478	2.451	82.91	1:01.963	8
5	91	C	2 Sam HIRST	Kawasaki 636 - Team Valley Racing	8	8:29.201	27.931	3.453	82.35	1:02.415	7
6	35		4 Kai DICKINSON	Kawasaki ZX636 -	8	8:29.693	28.423	0.492	82.27	1:02.014	7
7	95		5 Grant ROBERTSON	Yamaha R6 - Westcountry Windings	8	8:30.934	29.664	1.241	82.07	1:02.103	5
8	80		6 Morgan CREASEY	Yamaha R6 - Warics Ltd	8	8:36.282	35.012	5.348	81.22	1:02.635	5
9	14	C	3 Jack MUIR	Kawasaki ZX636 -	8	8:36.475	35.205	0.193	81.19	1:02.336	8
10	2		7 Andy GILL	TBC -	8	8:40.295	39.025	3.820	80.59	1:03.126	8
11	51		8 Ross CLARKE	Kawasaki ZX600RR - Ross clarke Farriery	8	8:49.287	48.017	8.992	79.22	1:01.854	5
12	129	C	4 David JAMES	Yamaha R6 -	8	8:50.033	48.763	0.746	79.11	1:03.904	8
13	81		9 Fred McMULLAN	Kawasaki ZX636 - Orwell Motorcycles ipswich	8	8:50.485	49.215	0.452	79.04	1:03.703	8
14	87		10 Keith POVAH	Yamaha R6 - @crap.sack give us a follow!	8	8:55.617	54.347	5.132	78.28	1:04.140	7
15	22	C	5 Toby TRUNDLE	Yamaha R6 - Harris Motorcycles / A. Harland Race S	8	8:55.748	54.478	0.131	78.26	1:05.086	7
16	58	C	6 Paul NICHOLAS	Yamaha YZF R6 - C.F~THE CLOTHING FIRM	8	9:05.326	1:04.056	9.578	76.89	1:05.665	3
17	48	C	7 Max HALL	Yamaha R6 - Hall's Carpentry Bristol & Bath	7	8:06.637	1 Lap	1 Lap	75.39	1:07.807	4
18	65		11 Ian SOILLEUX	Kawasaki ZX6 - BDRacing	7	8:10.334	1 Lap	3.697	74.82	1:07.680	7
19	15	C	8 Dale BREW	Triumph 675 - Ayre Mowers Ltd	7	9:11.081	1 Lap	1:00.747	66.58	1:15.105	3

NOT CLASSIFIED

DNF	3*		Joey LAMBDEN	Kawasaki ZX600 RBF -	6	6:53.134	2 Laps	1 Lap	76.12	1:02.519	2
DNF	661	EVO	Cameron HARRIS	Triumph 675R - Harris / Tony Scott Motorsport	1	2:03.429	7 Laps	5 Laps	42.46		
DNF	37		Alex LATHAM	Kawasaki ZX6R - BR-8 / McCrash Racing	0						
DNF	128		Kelvin HOARE	Yamaha R6 - Southern and Country Roofing Ltd	0						
DNF	168	C	Aaron DALRYMPLE	YAMAHA R6 - Team Blumpkin Racing	0						

FASTEST LAP

	47		Fenton SEABRIGHT	Yamaha R6 -	5	58.934		88.94 mph		143.13 kph	
	40	C	Henry ROSS	Yamaha R6 -	7	1:01.010		85.91 mph		138.26 kph	

Bike 3 - 10 second penalty - Yellow flag infringement

Class - 92.5% of Race Speed = 80.58 mph

Class C - 92.5% of Race Speed = 77.06 mph

Weather / Track : Bright / Dry

These results are provisional until the conclusion of any judicial and technical matters.

Race Distance: 8 Laps / 11.64 miles

Pembrey National: 1.4560 miles

Date: 08/04/2023 Start: 15:21 Finish: 15:29

Clerk Of Course :	Stewards :	Timekeeper : Sarah Evans
-------------------	------------	--------------------------

Results can be found at www.tsl-timing.com

Printed - 15:30 Saturday, 08 April 2023



BMCRC - MRO Championships 2023 - Rnd 2 @ Pembrey

DART Motorsport MRO 600 inc Clubman 600 & GP2/EVO

RACE 12 - LAP CHART

LAP 1 @ 15:22:08.358		
NO	BEHIND	LAP TIME

47		1:04.666
36	1.566	1:06.232
212	4.345	1:09.011
91	5.058	1:09.724
40	5.183	1:09.849
35	5.697	1:10.363
95	8.160	1:12.826
2	8.501	1:13.167
80	8.566	1:13.232
3	8.646	1:13.312
14	10.235	1:14.901
22	11.603	1:16.269
48	11.810	1:16.476
81	12.435	1:17.101
129	14.148	1:18.814
65	14.759	1:19.425
58	14.807	1:19.473
87	18.503	1:23.169
51	25.422	1:30.088
15	30.961	1:35.627
661	58.763	2:03.429 P

LAP 2 @ 15:23:07.890		
NO	BEHIND	LAP TIME

47		59.532
36	3.642	1:01.608
212	6.861	1:02.048
91	8.382	1:02.856
40	8.477	1:02.826
35	8.985	1:02.820
95	11.482	1:02.854
3	11.633	1:02.519
80	13.141	1:04.107
2	14.275	1:05.306
14	14.721	1:04.018
22	17.741	1:05.670
81	19.403	1:06.500
129	19.715	1:05.099
48	21.482	1:09.204
58	21.634	1:06.359
87	24.014	1:05.043
65	24.667	1:09.440
51	30.795	1:04.905
15	47.438	1:16.009

LAP 3 @ 15:24:07.221		
NO	BEHIND	LAP TIME

47		59.331
36	5.466	1:01.155
212	9.780	1:02.250
40	10.398	1:01.252
91	12.102	1:03.051
35	14.679	1:05.025
3	14.823	1:02.521
95	15.235	1:03.084
80	17.458	1:03.648
2	18.382	1:03.438
14	18.537	1:03.147
22	24.011	1:05.601
81	24.530	1:04.458
129	24.856	1:04.472
58	27.968	1:05.665

87	29.258	1:04.575
48	30.085	1:07.934
51	33.905	1:02.441
65	34.063	1:08.727

LAP 4 @ 15:25:06.667		
NO	BEHIND	LAP TIME

47		59.446
15	1 Lap	1:15.105
36	7.212	1:01.192
212	13.821	1:03.487
40	14.019	1:03.067
91	15.453	1:02.797
35	17.852	1:02.619
3	18.386	1:03.009
95	18.601	1:02.812
80	20.867	1:02.855
2	22.406	1:03.470
14	22.800	1:03.709
129	30.642	1:05.232
22	30.853	1:06.288
81	30.890	1:05.806
87	34.669	1:04.857
58	35.013	1:06.491
51	37.668	1:03.209
48	38.446	1:07.807
65	43.465	1:08.848

LAP 5 @ 15:26:05.601		
NO	BEHIND	LAP TIME

47		58.934
36	10.786	1:02.508
212	17.462	1:02.575
40	17.826	1:02.741
91	19.972	1:03.453
15	1 Lap	1:15.443
35	21.029	1:02.111
95	21.770	1:02.103
3	23.459	1:04.007
80	24.568	1:02.635
14	26.567	1:02.701
2	27.915	1:04.443
129	35.718	1:04.010
81	36.166	1:04.210
22	37.339	1:05.420
87	40.049	1:04.314
51	40.588	1:01.854
58	42.439	1:06.360
48	48.186	1:08.674
65	52.759	1:08.228

LAP 6 @ 15:27:05.683		
NO	BEHIND	LAP TIME

47		1:00.082
36	12.450	1:01.746
40	19.084	1:01.340
212	19.533	1:02.153
91	22.336	1:02.446
35	23.514	1:02.567
95	23.924	1:02.236
80	27.904	1:03.418
14	29.619	1:03.134
2	31.643	1:03.810
15	1 Lap	1:17.014

129	39.817	1:04.181
81	40.210	1:04.126
3	41.143	1:17.766 P
22	42.791	1:05.534
51	42.890	1:02.384
87	44.350	1:04.383
58	48.950	1:06.593
48	56.688	1:08.584

LAP 7 @ 15:28:04.807		
NO	BEHIND	LAP TIME

47		59.124
65	1 Lap	1:07.986
36	14.689	1:01.363
40	20.970	1:01.010
212	22.670	1:02.261
91	25.627	1:02.415
35	26.404	1:02.014
95	27.061	1:02.261
80	31.975	1:03.195
14	33.024	1:02.529
2	36.054	1:03.535
129	45.014	1:04.321
81	45.667	1:04.581
51	45.755	1:01.989
22	48.753	1:05.086
87	49.366	1:04.140
15	1 Lap	1:16.324
58	57.298	1:07.472

LAP 8 @ 15:29:04.962		
NO	BEHIND	LAP TIME

47		1:00.155
48	1 Lap	1:07.958
65	1 Lap	1:07.680
36	15.701	1:01.167
40	22.027	1:01.212
212	24.478	1:01.963
91	27.931	1:02.459
35	28.423	1:02.174
95	29.664	1:02.758
80	35.012	1:03.192
14	35.205	1:02.336
2	39.025	1:03.126
51	48.017	1:02.417
129	48.763	1:03.904
81	49.215	1:03.703
87	54.347	1:05.136
22	54.478	1:05.880
58	1:04.056	1:06.913
15	1 Lap	1:15.559

BMCRC - MRO Championships 2023 - Rnd 2 @ Pembrey
DART Motorsport MRO 600 inc Clubman 600 & GP2/EVO
RACE 12 - POSITION CHART

No	Name	Lap								
		Pos	1	2	3	4	5	6	7	8
47	SEABRIGHT	1	47	47	47	47	47	47	47	47
36	FOWLE	2	36	36	36	36	36	36	36	36
37	LATHAM	3	212	212	212	212	212	40	40	40
51	CLARKE	4	91	91	40	40	40	212	212	212
128	HOARE	5	40	40	91	91	91	91	91	91
212	PALLET	6	35	35	35	35	35	35	35	35
3	LAMB DEN	7	95	95	3	3	95	95	95	95
661	HARRIS	8	2	3	95	95	3	80	80	80
95	ROBERTSON	9	80	80	80	80	80	14	14	14
87	POVAH	10	3	2	2	2	14	2	2	2
168	DALRYMPLE	11	14	14	14	14	2	129	129	51
91	HIRST	12	22	22	22	129	129	81	81	129
14	MUIR	13	48	81	81	22	81	3	51	81
35	DICKINSON	14	81	129	129	81	22	22	22	87
40	ROSS	15	129	48	58	87	87	51	87	22
80	CREASEY	16	65	58	87	58	51	87	58	58
2	GILL	17	58	87	48	51	58	58	48	
81	McMULLAN	18	87	65	51	48	48	48	65	
129	JAMES	19	51	51	65	65	65	65	15	
22	TRUNDLE	20	15	15	15	15	15	15		
58	NICHOLAS	21	661							
65	SOILLEUX	22								
48	HALL	23								
15	BREW	24								

BMCRC - MRO Championships 2023 - Rnd 2 @ Pembrey

DART Motorsport MRO 600 inc Clubman 600 & GP2/EVO

RACE 12 - SECTOR ANALYSIS



SECTOR 1 = FL to I1, SECTOR 2 = I1 to FL, DIFF = Difference To Personal Best Lap, P = Crossed Finish Line in Pit Lane, D = Time Disallowed

P1 47		Fenton SEABRIGHT		Yamaha R6 -		
IDEAL LAP TIME : 58.874		BEST LAP TIME : 58.934		DIFFERENCE : 0.060		
LAP	SECTOR 1	SECTOR 2	LAP TIME	MPH	DIFF	TIME OF DAY
1 -		26.941	1:04.666	81.05	5.732	15:22:08.358
2 -	33.475	26.057	59.532	88.04	0.598	15:23:07.890
3 -	33.151	26.180	59.331 (3)	88.34	0.397	15:24:07.221
4 -	33.195	26.251	59.446	88.17	0.512	15:25:06.667
5 -	32.868	26.066	58.934 (1)	88.94		15:26:05.601
6 -	33.985	26.097	1:00.082	87.24	1.148	15:27:05.683
7 -	32.817	26.307	59.124 (2)	88.65	0.190	15:28:04.807
8 -	33.866	26.289	1:00.155	87.13	1.221	15:29:04.962

P2 36		Harry FOWLE		Yamaha R6 - HF Refinishing Racing		
IDEAL LAP TIME : 1:01.068		BEST LAP TIME : 1:01.155		DIFFERENCE : 0.087		
LAP	SECTOR 1	SECTOR 2	LAP TIME	MPH	DIFF	TIME OF DAY
1 -		27.161	1:06.232	79.13	5.077	15:22:09.924
2 -	34.689	26.919	1:01.608	85.07	0.453	15:23:11.532
3 -	34.354	26.801	1:01.155 (1)	85.71		15:24:12.687
4 -	34.267	26.925	1:01.192 (3)	85.65	0.037	15:25:13.879
5 -	35.373	27.135	1:02.508	83.85	1.353	15:26:16.387
6 -	34.620	27.126	1:01.746	84.88	0.591	15:27:18.133
7 -	34.369	26.994	1:01.363	85.41	0.208	15:28:19.496
8 -	34.308	26.859	1:01.167 (2)	85.69	0.012	15:29:20.663

P3 40 C		Henry ROSS		Yamaha R6 -		
IDEAL LAP TIME : 1:00.918		BEST LAP TIME : 1:01.010		DIFFERENCE : 0.092		
LAP	SECTOR 1	SECTOR 2	LAP TIME	MPH	DIFF	TIME OF DAY
1 -		27.838	1:09.849	75.04	8.839	15:22:13.541
2 -	34.995	27.831	1:02.826	83.43	1.816	15:23:16.367
3 -	34.252	27.000	1:01.252 (3)	85.57	0.242	15:24:17.619
4 -	35.622	27.445	1:03.067	83.11	2.057	15:25:20.686
5 -	34.819	27.922	1:02.741	83.54	1.731	15:26:23.427
6 -	34.413	26.927	1:01.340	85.45	0.330	15:27:24.767
7 -	34.061	26.949	1:01.010 (1)	85.91		15:28:25.777
8 -	34.355	26.857	1:01.212 (2)	85.63	0.202	15:29:26.989

P4 212		Matt PALLETT		Yamaha R6 - BDA Chartered Architects		
IDEAL LAP TIME : 1:01.830		BEST LAP TIME : 1:01.963		DIFFERENCE : 0.133		
LAP	SECTOR 1	SECTOR 2	LAP TIME	MPH	DIFF	TIME OF DAY
1 -		27.760	1:09.011	75.95	7.048	15:22:12.703
2 -	34.805	27.243	1:02.048 (2)	84.47	0.085	15:23:14.751
3 -	34.891	27.359	1:02.250	84.20	0.287	15:24:17.001
4 -	36.022	27.465	1:03.487	82.56	1.524	15:25:20.488
5 -	34.830	27.745	1:02.575	83.76	0.612	15:26:23.063
6 -	35.034	27.119	1:02.153 (3)	84.33	0.190	15:27:25.216
7 -	34.810	27.451	1:02.261	84.18	0.298	15:28:27.477
8 -	34.711	27.252	1:01.963 (1)	84.59		15:29:29.440

P5 91 C		Sam HIRST		Kawasaki 636 - Team Valley Racing		
IDEAL LAP TIME : 1:02.308		BEST LAP TIME : 1:02.415		DIFFERENCE : 0.107		
LAP	SECTOR 1	SECTOR 2	LAP TIME	MPH	DIFF	TIME OF DAY
1 -		27.835	1:09.724	75.17	7.309	15:22:13.416
2 -	35.021	27.835	1:02.856	83.39	0.441	15:23:16.272
3 -	35.411	27.640	1:03.051	83.13	0.636	15:24:19.323
4 -	35.119	27.678	1:02.797	83.46	0.382	15:25:22.120
5 -	35.237	28.216	1:03.453	82.60	1.038	15:26:25.573
6 -	34.902	27.544	1:02.446 (2)	83.93	0.031	15:27:28.019
7 -	34.768	27.647	1:02.415 (1)	83.97		15:28:30.434
8 -	34.764	27.695	1:02.459 (3)	83.92	0.044	15:29:32.893

BMCRC - MRO Championships 2023 - Rnd 2 @ Pembrey

DART Motorsport MRO 600 inc Clubman 600 & GP2/EVO

RACE 12 - SECTOR ANALYSIS



SECTOR 1 = FL to I1, SECTOR 2 = I1 to FL, DIFF = Difference To Personal Best Lap, P = Crossed Finish Line in Pit Lane, D = Time Disallowed

P6 35		Kai DICKINSON		Kawasaki ZX636 -			
IDEAL LAP TIME : 1:02.014		BEST LAP TIME : 1:02.014		DIFFERENCE : 0.000			
LAP	SECTOR 1	SECTOR 2	LAP TIME	MPH	DIFF	TIME OF DAY	
1 -		27.731	1:10.363	74.49	8.349	15:22:14.055	
2 -	35.513	27.307	1:02.820	83.43	0.806	15:23:16.875	
3 -	37.539	27.486	1:05.025	80.60	3.011	15:24:21.900	
4 -	35.123	27.496	1:02.619	83.70	0.605	15:25:24.519	
5 -	34.863	27.248	1:02.111 (2)	84.39	0.097	15:26:26.630	
6 -	35.192	27.375	1:02.567	83.77	0.553	15:27:29.197	
7 -	34.798	27.216	1:02.014 (1)	84.52		15:28:31.211	
8 -	34.928	27.246	1:02.174 (3)	84.30	0.160	15:29:33.385	

P7 95		Grant ROBERTSON		Yamaha R6 - Westcountry Windings			
IDEAL LAP TIME : 1:02.002		BEST LAP TIME : 1:02.103		DIFFERENCE : 0.101			
LAP	SECTOR 1	SECTOR 2	LAP TIME	MPH	DIFF	TIME OF DAY	
1 -		28.926	1:12.826	71.97	10.723	15:22:16.518	
2 -	35.197	27.657	1:02.854	83.39	0.751	15:23:19.372	
3 -	35.524	27.560	1:03.084	83.08	0.981	15:24:22.456	
4 -	34.980	27.832	1:02.812	83.44	0.709	15:25:25.268	
5 -	34.862	27.241	1:02.103 (1)	84.40		15:26:27.371	
6 -	34.946	27.290	1:02.236 (2)	84.22	0.133	15:27:29.607	
7 -	34.761	27.500	1:02.261 (3)	84.18	0.158	15:28:31.868	
8 -	35.124	27.634	1:02.758	83.52	0.655	15:29:34.626	

P8 80		Morgan CREASEY		Yamaha R6 - Warics Ltd			
IDEAL LAP TIME : 1:02.635		BEST LAP TIME : 1:02.635		DIFFERENCE : 0.000			
LAP	SECTOR 1	SECTOR 2	LAP TIME	MPH	DIFF	TIME OF DAY	
1 -		29.119	1:13.232	71.57	10.597	15:22:16.924	
2 -	36.256	27.851	1:04.107	81.76	1.472	15:23:21.031	
3 -	35.741	27.907	1:03.648	82.35	1.013	15:24:24.679	
4 -	35.332	27.523	1:02.855 (2)	83.39	0.220	15:25:27.534	
5 -	35.180	27.455	1:02.635 (1)	83.68		15:26:30.169	
6 -	35.582	27.836	1:03.418	82.65	0.783	15:27:33.587	
7 -	35.502	27.693	1:03.195	82.94	0.560	15:28:36.782	
8 -	35.394	27.798	1:03.192 (3)	82.94	0.557	15:29:39.974	

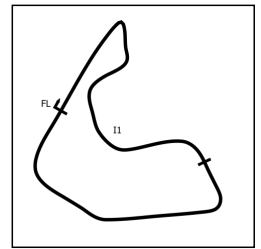
P9 14 C		Jack MUIR		Kawasaki ZX636 -			
IDEAL LAP TIME : 1:02.336		BEST LAP TIME : 1:02.336		DIFFERENCE : 0.000			
LAP	SECTOR 1	SECTOR 2	LAP TIME	MPH	DIFF	TIME OF DAY	
1 -		28.072	1:14.901	69.98	12.565	15:22:18.593	
2 -	36.525	27.493	1:04.018	81.87	1.682	15:23:22.611	
3 -	35.672	27.475	1:03.147	83.00	0.811	15:24:25.758	
4 -	35.696	28.013	1:03.709	82.27	1.373	15:25:29.467	
5 -	35.467	27.234	1:02.701 (3)	83.59	0.365	15:26:32.168	
6 -	35.510	27.624	1:03.134	83.02	0.798	15:27:35.302	
7 -	35.383	27.146	1:02.529 (2)	83.82	0.193	15:28:37.831	
8 -	35.206	27.130	1:02.336 (1)	84.08		15:29:40.167	

P10 2		Andy GILL		TBC -			
IDEAL LAP TIME : 1:03.077		BEST LAP TIME : 1:03.126		DIFFERENCE : 0.049			
LAP	SECTOR 1	SECTOR 2	LAP TIME	MPH	DIFF	TIME OF DAY	
1 -		29.420	1:13.167	71.63	10.041	15:22:16.859	
2 -	36.097	29.209	1:05.306	80.26	2.180	15:23:22.165	
3 -	35.550	27.888	1:03.438 (2)	82.62	0.312	15:24:25.603	
4 -	35.459	28.011	1:03.470 (3)	82.58	0.344	15:25:29.073	
5 -	36.426	28.017	1:04.443	81.33	1.317	15:26:33.516	
6 -	35.719	28.091	1:03.810	82.14	0.684	15:27:37.326	
7 -	35.497	28.038	1:03.535	82.49	0.409	15:28:40.861	
8 -	35.189	27.937	1:03.126 (1)	83.03		15:29:43.987	

BMCRC - MRO Championships 2023 - Rnd 2 @ Pembrey

DART Motorsport MRO 600 inc Clubman 600 & GP2/EVO

RACE 12 - SECTOR ANALYSIS



SECTOR 1 = FL to I1, SECTOR 2 = I1 to FL, DIFF = Difference To Personal Best Lap, P = Crossed Finish Line in Pit Lane, D = Time Disallowed

P11 51		Ross CLARKE		Kawasaki ZX600RR - Ross clarke Farriery			
IDEAL LAP TIME : 1:01.654		BEST LAP TIME : 1:01.854		DIFFERENCE : 0.200			
LAP	SECTOR 1	SECTOR 2	LAP TIME	MPH	DIFF	TIME OF DAY	
1 -		29.115	1:30.088	58.18	28.234	15:22:33.780	
2 -	36.894	28.011	1:04.905	80.75	3.051	15:23:38.685	
3 -	34.984	27.457	1:02.441	83.94	0.587	15:24:41.126	
4 -	35.643	27.566	1:03.209	82.92	1.355	15:25:44.335	
5 -	34.569	27.285	1:01.854 (1)	84.74		15:26:46.189	
6 -	35.299	27.085	1:02.384 (3)	84.02	0.530	15:27:48.573	
7 -	34.648	27.341	1:01.989 (2)	84.55	0.135	15:28:50.562	
8 -	34.801	27.616	1:02.417	83.97	0.563	15:29:52.979	

P12 129 C		David JAMES		Yamaha R6 -			
IDEAL LAP TIME : 1:03.733		BEST LAP TIME : 1:03.904		DIFFERENCE : 0.171			
LAP	SECTOR 1	SECTOR 2	LAP TIME	MPH	DIFF	TIME OF DAY	
1 -		28.887	1:18.814	66.50	14.910	15:22:22.506	
2 -	36.912	28.187	1:05.099	80.51	1.195	15:23:27.605	
3 -	35.958	28.514	1:04.472	81.30	0.568	15:24:32.077	
4 -	36.281	28.951	1:05.232	80.35	1.328	15:25:37.309	
5 -	35.814	28.196	1:04.010 (2)	81.88	0.106	15:26:41.319	
6 -	35.860	28.321	1:04.181 (3)	81.66	0.277	15:27:45.500	
7 -	36.217	28.104	1:04.321	81.49	0.417	15:28:49.821	
8 -	35.985	27.919	1:03.904 (1)	82.02		15:29:53.725	

P13 81		Fred McMULLAN		Kawasaki ZX636 - Orwell Motorcycles ipswich			
IDEAL LAP TIME : 1:03.652		BEST LAP TIME : 1:03.703		DIFFERENCE : 0.051			
LAP	SECTOR 1	SECTOR 2	LAP TIME	MPH	DIFF	TIME OF DAY	
1 -		28.825	1:17.101	67.98	13.398	15:22:20.793	
2 -	38.016	28.484	1:06.500	78.82	2.797	15:23:27.293	
3 -	36.004	28.454	1:04.458	81.31	0.755	15:24:31.751	
4 -	36.370	29.436	1:05.806	79.65	2.103	15:25:37.557	
5 -	36.164	28.046	1:04.210 (3)	81.63	0.507	15:26:41.767	
6 -	36.192	27.934	1:04.126 (2)	81.73	0.423	15:27:45.893	
7 -	36.608	27.973	1:04.581	81.16	0.878	15:28:50.474	
8 -	35.718	27.985	1:03.703 (1)	82.28		15:29:54.177	

P14 87		Keith POVAH		Yamaha R6 - @crap.sack give us a follow!			
IDEAL LAP TIME : 1:04.008		BEST LAP TIME : 1:04.140		DIFFERENCE : 0.132			
LAP	SECTOR 1	SECTOR 2	LAP TIME	MPH	DIFF	TIME OF DAY	
1 -		28.736	1:23.169	63.02	19.029	15:22:26.861	
2 -	36.401	28.642	1:05.043	80.58	0.903	15:23:31.904	
3 -	36.060	28.515	1:04.575	81.17	0.435	15:24:36.479	
4 -	35.996	28.861	1:04.857	80.81	0.717	15:25:41.336	
5 -	35.936	28.378	1:04.314 (2)	81.50	0.174	15:26:45.650	
6 -	35.690	28.693	1:04.383 (3)	81.41	0.243	15:27:50.033	
7 -	35.822	28.318	1:04.140 (1)	81.72		15:28:54.173	
8 -	36.043	29.093	1:05.136	80.47	0.996	15:29:59.309	

P15 22 C		Toby TRUNDLE		Yamaha R6 - Harris Motorcycles / A. Harland Race Services			
IDEAL LAP TIME : 1:04.884		BEST LAP TIME : 1:05.086		DIFFERENCE : 0.202			
LAP	SECTOR 1	SECTOR 2	LAP TIME	MPH	DIFF	TIME OF DAY	
1 -		29.727	1:16.269	68.72	11.183	15:22:19.961	
2 -	36.705	28.965	1:05.670	79.81	0.584	15:23:25.631	
3 -	36.186	29.415	1:05.601	79.90	0.515	15:24:31.232	
4 -	36.485	29.803	1:06.288	79.07	1.202	15:25:37.520	
5 -	36.641	28.779	1:05.420 (2)	80.12	0.334	15:26:42.940	
6 -	36.159	29.375	1:05.534 (3)	79.98	0.448	15:27:48.474	
7 -	36.361	28.725	1:05.086 (1)	80.53		15:28:53.560	
8 -	36.466	29.414	1:05.880	79.56	0.794	15:29:59.440	

BMCRC - MRO Championships 2023 - Rnd 2 @ Pembrey

DART Motorsport MRO 600 inc Clubman 600 & GP2/EVO

RACE 12 - SECTOR ANALYSIS



SECTOR 1 = FL to I1, SECTOR 2 = I1 to FL, DIFF = Difference To Personal Best Lap, P = Crossed Finish Line in Pit Lane, D = Time Disallowed

P16 58 C		Paul NICHOLAS		Yamaha YZF R6 - C.F-THE CLOTHING FIRM		
IDEAL LAP TIME : 1:05.665		BEST LAP TIME : 1:05.665		DIFFERENCE : 0.000		
LAP	SECTOR 1	SECTOR 2	LAP TIME	MPH	DIFF	TIME OF DAY
1 -		29.182	1:19.473	65.95	13.808	15:22:23.165
2 -	36.824	29.535	1:06.359 (2)	78.98	0.694	15:23:29.524
3 -	36.621	29.044	1:05.665 (1)	79.82		15:24:35.189
4 -	36.743	29.748	1:06.491	78.83	0.826	15:25:41.680
5 -	36.837	29.523	1:06.360 (3)	78.98	0.695	15:26:48.040
6 -	37.041	29.552	1:06.593	78.71	0.928	15:27:54.633
7 -	37.939	29.533	1:07.472	77.68	1.807	15:29:02.105
8 -	37.461	29.452	1:06.913	78.33	1.248	15:30:09.018

P17 48 C		Max HALL		Yamaha R6 - Hall's Carpentry Bristol & Bath		
IDEAL LAP TIME : 1:07.704		BEST LAP TIME : 1:07.807		DIFFERENCE : 0.103		
LAP	SECTOR 1	SECTOR 2	LAP TIME	MPH	DIFF	TIME OF DAY
1 -		30.274	1:16.476	68.53	8.669	15:22:20.168
2 -	39.087	30.117	1:09.204	75.74	1.397	15:23:29.372
3 -	38.352	29.582	1:07.934 (2)	77.15	0.127	15:24:37.306
4 -	38.122	29.685	1:07.807 (1)	77.30		15:25:45.113
5 -	38.454	30.220	1:08.674	76.32	0.867	15:26:53.787
6 -	38.426	30.158	1:08.584	76.42	0.777	15:28:02.371
7 -	38.177	29.781	1:07.958 (3)	77.12	0.151	15:29:10.329

P18 65		Ian SOILLEUX		Kawasaki ZX6 - BDRacing		
IDEAL LAP TIME : 1:07.552		BEST LAP TIME : 1:07.680		DIFFERENCE : 0.128		
LAP	SECTOR 1	SECTOR 2	LAP TIME	MPH	DIFF	TIME OF DAY
1 -		30.512	1:19.425	65.99	11.745	15:22:23.117
2 -	39.668	29.772	1:09.440	75.48	1.760	15:23:32.557
3 -	38.589	30.138	1:08.727	76.26	1.047	15:24:41.284
4 -	38.849	29.999	1:08.848	76.13	1.168	15:25:50.132
5 -	38.259	29.969	1:08.228 (3)	76.82	0.548	15:26:58.360
6 -	37.805	30.181	1:07.986 (2)	77.09	0.306	15:28:06.346
7 -	37.933	29.747	1:07.680 (1)	77.44		15:29:14.026

P19 15 C		Dale BREW		Triumph 675 - Ayre Mowers Ltd		
IDEAL LAP TIME : 1:14.930		BEST LAP TIME : 1:15.105		DIFFERENCE : 0.175		
LAP	SECTOR 1	SECTOR 2	LAP TIME	MPH	DIFF	TIME OF DAY
1 -		33.675	1:35.627	54.81	20.522	15:22:39.319
2 -	42.884	33.125	1:16.009	68.96	0.904	15:23:55.328
3 -	41.986	33.119	1:15.105 (1)	69.79		15:25:10.433
4 -	42.109	33.334	1:15.443 (2)	69.47	0.338	15:26:25.876
5 -	42.995	34.019	1:17.014	68.06	1.909	15:27:42.890
6 -	42.917	33.407	1:16.324	68.67	1.219	15:28:59.214
7 -	42.615	32.944	1:15.559 (3)	69.37	0.454	15:30:14.773

P20 3		Joey LAMBDEN		Kawasaki ZX600 RBF -		
IDEAL LAP TIME : 1:01.943		BEST LAP TIME : 1:02.519		DIFFERENCE : 0.576		
LAP	SECTOR 1	SECTOR 2	LAP TIME	MPH	DIFF	TIME OF DAY
1 -		27.518	1:13.312	71.49	10.793	15:22:17.004
2 -	35.604	26.915	1:02.519 (1)	83.84		15:23:19.523
3 -	35.028	27.493	1:02.521 (2)	83.83	0.002	15:24:22.044
4 -	35.094	27.915	1:03.009 (3)	83.18	0.490	15:25:25.053
5 -	35.794	28.213	1:04.007	81.89	1.488	15:26:29.060
6 -	36.987	IN PIT	1:17.766 P	67.40	15.247	15:27:46.826

P21 661 EVO		Cameron HARRIS		Triumph 675R - Harris / Tony Scott Motorsport		
IDEAL LAP TIME :		BEST LAP TIME :		DIFFERENCE :		
LAP	SECTOR 1	SECTOR 2	LAP TIME	MPH	DIFF	TIME OF DAY
1 -		IN PIT	2:03.429 P	42.46		15:23:07.121

BMCRC - MRO Championships 2023 - Rnd 2 @ Pembrey

DART Motorsport MRO 600 inc Clubman 600 & GP2/EVO

RACE 12 - BEST SECTORS

SECTOR 1			SECTOR 2			IDEAL / BEST COMPARISON						
POS	NO	NAME	TIME	NO	NAME	TIME	POS	NO	NAME	IDEAL	BEST	DIFF
									PERFECT LAP	58.874		
1	47	SEABRIGHT	32.817	47	SEABRIGHT	26.057	1	47	SEABRIGHT	58.874	58.934	0.060
2	40	ROSS	34.061	36	FOWLE	26.801	2	40	ROSS	1:00.918	1:01.010	0.092
3	36	FOWLE	34.267	40	ROSS	26.857	3	36	FOWLE	1:01.068	1:01.155	0.087
4	51	CLARKE	34.569	3	LAMB DEN	26.915	4	51	CLARKE	1:01.654	1:01.854	0.200
5	212	PALLET	34.711	51	CLARKE	27.085	5	212	PALLET	1:01.830	1:01.963	0.133
6	95	ROBERTSON	34.761	212	PALLET	27.119	6	3	LAMB DEN	1:01.943	1:02.519	0.576
7	91	HIRST	34.764	14	MUIR	27.130	7	95	ROBERTSON	1:02.002	1:02.103	0.101
8	35	DICKINSON	34.798	35	DICKINSON	27.216	8	35	DICKINSON	1:02.014	1:02.014	0.000
9	3	LAMB DEN	35.028	95	ROBERTSON	27.241	9	91	HIRST	1:02.308	1:02.415	0.107
10	80	CREASEY	35.180	80	CREASEY	27.455	10	14	MUIR	1:02.336	1:02.336	0.000
11	2	GILL	35.189	91	HIRST	27.544	11	80	CREASEY	1:02.635	1:02.635	0.000
12	14	MUIR	35.206	2	GILL	27.888	12	2	GILL	1:03.077	1:03.126	0.049
13	87	POVAH	35.690	129	JAMES	27.919	13	81	McMULLAN	1:03.652	1:03.703	0.051
14	81	McMULLAN	35.718	81	McMULLAN	27.934	14	129	JAMES	1:03.733	1:03.904	0.171
15	129	JAMES	35.814	87	POVAH	28.318	15	87	POVAH	1:04.008	1:04.140	0.132
16	22	TRUNDLE	36.159	22	TRUNDLE	28.725	16	22	TRUNDLE	1:04.884	1:05.086	0.202
17	58	NICHOLAS	36.621	58	NICHOLAS	29.044	17	58	NICHOLAS	1:05.665	1:05.665	0.000
18	65	SOILLEUX	37.805	48	HALL	29.582	18	65	SOILLEUX	1:07.552	1:07.680	0.128
19	48	HALL	38.122	65	SOILLEUX	29.747	19	48	HALL	1:07.704	1:07.807	0.103
20	15	BREW	41.986	15	BREW	32.944	20	15	BREW	1:14.930	1:15.105	0.175
21							21	661	HARRIS			
22												
23												
24												

BMCRC - MRO Championships 2023 - Rnd 2 @ Pembrey
DART Motorsport MRO 600 inc Clubman 600 & GP2/EVO
RACE 12 - STATISTICS

Competitors Started 24
Planned Start 2023-04-08 @ 15:38:00.000
Actual Start 2023-04-08 @ 15:21:03.692
Finish Time 2023-04-08 @ 15:29:04.961
Track Length 1.4560mi.
Total Laps 156
Total Distance Covered 227.1360mi.

Session Fastest Lap History

NO	CL	NAME	LAP TIME	TIME OF DAY	LAP	VEHICLE
47		Fenton SEABRIGHT	59.532	15:23:07.905	2	Yamaha R6
47		Fenton SEABRIGHT	59.331	15:24:07.235	3	Yamaha R6
47		Fenton SEABRIGHT	58.934	15:26:05.616	5	Yamaha R6

Session Leader History

NO	CL	NAME	FROM LAP	LAPS LED	DISTANCE	VEHICLE
47		Fenton SEABRIGHT	1	8	11.64 miles	Yamaha R6

Flag History

TYPE	TIME OF DAY
GREEN	15:21:03.692
FINISH	15:29:04.961

Flag Statistics

TYPE	COUNT	TOTAL LAPS	TOTAL TIME
Green	1	8	9:26.301
Red	0	0	0.000
Safety Car	0	0	0.000
FCY	0	0	0.000

BMCRC - MRO Championships 2023 - Rnd 2 @ Pembrey
DART Motorsport MRO 600 inc Clubman 600 & GP2/EVO
RACE 12 - STATISTICS

CLASS :

14 Starters

Fastest Lap History

NO	NAME	LAP TIME	TIME OF DAY	LAP	VEHICLE
47	Fenton SEABRIGHT	59.532	15:23:07.905	2	Yamaha R6
47	Fenton SEABRIGHT	59.331	15:24:07.235	3	Yamaha R6
47	Fenton SEABRIGHT	58.934	15:26:05.616	5	Yamaha R6

Leader History

NO	NAME	FROM LAP	LAPS LED	DISTANCE	VEHICLE
47	Fenton SEABRIGHT	1	8	11.64 miles	Yamaha R6

BMCRC - MRO Championships 2023 - Rnd 2 @ Pembrey
DART Motorsport MRO 600 inc Clubman 600 & GP2/EVO
RACE 12 - STATISTICS

CLASS : C

9 Starters

Fastest Lap History

NO	NAME	LAP TIME	TIME OF DAY	LAP	VEHICLE
91	Sam HIRST	1:02.856	15:23:16.300	2	Kawasaki 636
40	Henry ROSS	1:02.826	15:23:16.367	2	Yamaha R6
40	Henry ROSS	1:01.252	15:24:17.645	3	Yamaha R6
40	Henry ROSS	1:01.010	15:28:25.804	7	Yamaha R6

Leader History

NO	NAME	FROM LAP	LAPS LED	DISTANCE	VEHICLE
91	Sam HIRST	1	2	2.91 miles	Kawasaki 636
40	Henry ROSS	3	6	8.73 miles	Yamaha R6

BMCRC - MRO Championships 2023 - Rnd 2 @ Pembrey
DART Motorsport MRO 600 inc Clubman 600 & GP2/EVO
RACE 12 - STATISTICS

CLASS : EVO

1 Starters

Leader History

NO	NAME	FROM LAP	LAPS LED	DISTANCE	VEHICLE
661	Cameron HARRIS	1	1	1.45 miles	Triumph 675R

BMCRC - MRO Championships 2023 - Rnd 2 @ Pembrey



DART Motorsport MRO 600 inc Clubman 600 & GP2/EVO

RACE 1 - GRID (10 Laps)

ROW 8	24 1:15.105 15 Dale BREW	23 1:07.807 48 Max HALL	22 1:07.680 65 Ian SOILLEUX
ROW 7	21 1:05.665 58 Paul NICHOLAS	20 1:05.086 22 Toby TRUNDLE	19 1:04.140 87 Keith POVAH
ROW 6	18 1:03.904 129 David JAMES	17 1:03.703 168 Aaron DALRYMPLE	16 1:03.703 81 Fred McMULLAN
ROW 5	15 1:03.126 2 Andy GILL	14 1:02.635 661 Cameron HARRIS	13 1:02.635 80 Morgan CREASEY
ROW 4	12 1:02.519 3 Joey LAMBDEN	11 1:02.415 128 Kelvin HOARE	10 1:02.415 91 Sam HIRST
ROW 3	9 1:02.336 37 Alex LATHAM	8 1:02.103 14 Jack MUIR	7 1:02.103 95 Grant ROBERTSON
ROW 2	6 1:02.014 35 Kai DICKINSON	5 1:01.963 212 Matt PALLETT	4 1:01.854 51 Ross CLARKE
ROW 1	3 1:01.155 36 Harry FOWLE	2 1:01.010 40 Henry ROSS	1 58.934 47 Fenton SEABRIGHT
Pole			

Pembrey National: 1.4560 miles

These results are provisional until the conclusion of any judicial and technical matters.

Clerk Of Course :	Stewards :	Timekeeper : Sarah Evans
-------------------	------------	--------------------------

Results can be found at www.tsl-timing.com

Printed - 15:36 Saturday, 08 April 2023



BMCRC - MRO Championships 2023 - Rnd 2 @ Pembrey



DART Motorsport MRO 600 inc Clubman 600 & GP2/EVO

RACE 1 - CLASSIFICATION

POS	NO	CL	PIC NAME	ENTRY	LAPS	TIME	GAP	DIFF	MPH	BEST	ON
1	47		1 Fenton SEABRIGHT	Yamaha R6 -	10	10:04.204			86.75	58.614	7
2	36		2 Harry FOWLE	Yamaha R6 - HF Refinishing Racing	10	10:23.172	18.968	18.968	84.11	1:01.205	7
3	3		3 Joey LAMBDEN	Kawasaki ZX600 RBF -	10	10:23.599	19.395	0.427	84.05	1:01.197	4
4	40	C	1 Henry ROSS	Yamaha R6 -	10	10:23.741	19.537	0.142	84.03	1:00.783	10
5	95		4 Grant ROBERTSON	Yamaha R6 - Westcountry Windings	10	10:24.457	20.253	0.716	83.93	1:01.019	4
6	37		5 Alex LATHAM	Kawasaki ZX6R - BR-8 / McCrash Racing	10	10:24.590	20.386	0.133	83.92	1:01.273	9
7	128		6 Kelvin HOARE	Yamaha R6 - Southern and Country Roofing Ltd	10	10:32.836	28.632	8.246	82.82	1:02.069	5
8	35		7 Kai DICKINSON	Kawasaki ZX636 -	10	10:33.223	29.019	0.387	82.77	1:01.984	10
9	91	C	2 Sam HIRST	Kawasaki 636 - Team Valley Racing	10	10:35.683	31.479	2.460	82.45	1:02.212	7
10	212		8 Matt PALLETT	Yamaha R6 - BDA Chartered Architects	10	10:35.962	31.758	0.279	82.42	1:02.162	10
11	80		9 Morgan CREASEY	Yamaha R6 - Warics Ltd	10	10:36.418	32.214	0.456	82.36	1:02.320	4
12	51		10 Ross CLARKE	Kawasaki ZX600RR - Ross clarke Farriery	10	10:52.000	47.796	15.582	80.39	1:02.342	5
13	87		11 Keith POVAH	Yamaha R6 - @crap.sack give us a follow!	10	10:54.094	49.890	2.094	80.13	1:03.376	10
14	129	C	3 David JAMES	Yamaha R6 -	10	10:54.265	50.061	0.171	80.11	1:03.729	10
15	81		12 Fred McMULLAN	Kawasaki ZX636 - Orwell Motorcycles ipswich	10	10:54.790	50.586	0.525	80.05	1:03.585	6
16	2		13 Andy GILL	TBC -	10	10:56.058	51.854	1.268	79.89	1:03.248	8
17	22	C	4 Toby TRUNDLE	Yamaha R6 - Harris Motorcycles / A. Harland Race C	10	11:01.237	57.033	5.179	79.26	1:04.456	8
18	48	C	5 Max HALL	Yamaha R6 - Hall's Carpentry Bristol & Bath	9	10:34.445	1 Lap	1 Lap	74.35	1:08.219	6
19	65		14 Ian SOILLEUX	Kawasaki ZX6 - BDRacing	9	11:05.336	1 Lap	30.891	70.90	1:09.905	5
20	15	C	6 Dale BREW	Triumph 675 - Ayre Mowers Ltd	8	10:15.459	2 Laps	1 Lap	68.13	1:14.774	8
21	168	C	7 Aaron DALRYMPLE	YAMAHA R6 - Team Blumpkin Racing	8	10:53.956	2 Laps	38.497	64.12	1:04.142	7

NOT CLASSIFIED

NC	14	C	Jack MUIR	Kawasaki ZX636 -	6	6:22.026	4 Laps	2 Laps	82.32	1:01.696	4
NC	661	EVO	Cameron HARRIS	Triumph 675R - Harris / Tony Scott Motorsport	2	2:28.683	8 Laps	4 Laps	70.50	1:17.256	2

NOT STARTED

NS	58	C	Paul NICHOLAS	Yamaha YZF R6 - C.F-THE CLOTHING FIRM
----	----	---	---------------	---------------------------------------

FASTEST LAP

47	Fenton SEABRIGHT	Yamaha R6 -	7	58.614	89.42 mph	143.91 kph
40	C Henry ROSS	Yamaha R6 -	10	1:00.783	86.23 mph	138.78 kph
661	EVO Cameron HARRIS	Triumph 675R - Harris / Tony Scott Motorsport	2	1:17.256	67.84 mph	109.18 kph

Class - 92.5% of Race Speed = 80.24 mph
 Class C - 92.5% of Race Speed = 77.72 mph

Weather / Track : Bright / Dry

These results are provisional until the conclusion of any judicial and technical matters.

Race Distance: 10 Laps / 14.56 miles

Pembrey National: 1.4560 miles

Date: 09/04/2023 Start: 09:18 Finish: 09:29

Clerk Of Course :	Stewards :	Timekeeper : Sarah Evans
-------------------	------------	--------------------------

Results can be found at www.tsl-timing.com

Printed - 09:34 Sunday, 09 April 2023



BMCRC - MRO Championships 2023 - Rnd 2 @ Pembrey

DART Motorsport MRO 600 inc Clubman 600 & GP2/EVO

RACE 1 - POSITION CHART

No	Name	Lap												
		Pos	1	2	3	4	5	6	7	8	9	10		
47	SEABRIGHT	1	47	47	47	47	47	47	47	47	47	47	47	47
40	ROSS	2	36	36	36	36	3	3	3	36	36	36		
36	FOWLE	3	40	95	3	3	36	36	36	3	3	3		
51	CLARKE	4	3	3	95	95	95	95	95	95	95	95	40	
212	PALLET	5	51	40	40	40	40	40	40	40	40	40	95	
35	DICKINSON	6	95	37	37	37	37	37	37	37	37	37	37	
95	ROBERTSON	7	37	51	51	14	14	14	128	128	128	128		
14	MUIR	8	212	212	14	51	51	128	35	35	35	35		
37	LATHAM	9	35	14	128	128	128	51	91	91	91	91		
91	HIRST	10	14	128	212	35	35	35	80	80	80	212		
128	HOARE	11	91	35	35	212	91	91	212	212	212	80		
3	LAMBDEN	12	80	80	91	91	212	212	51	51	51	51		
80	CREASEY	13	128	91	80	80	80	80	129	129	129	87		
661	HARRIS	14	661	87	87	87	129	129	81	81	87	129		
2	GILL	15	87	81	81	129	87	81	87	87	81	81		
81	McMULLAN	16	81	129	129	81	81	87	2	2	2	2		
168	DALRYMPLE	17	129	22	22	2	2	2	22	22	22	22		
129	JAMES	18	22	2	2	22	22	22	48	48	48			
87	POVAH	19	2	661	48	48	48	48	65	65	65			
22	TRUNDLE	20	65	65	65	65	65	65	15	15				
58	NICHOLAS	21	48	48	15	15	15	15	168	168				
65	SOILLEUX	22	15	15	168	168	168	168						
48	HALL	23	168	168										
15	BREW	24												

BMCRC - MRO Championships 2023 - Rnd 2 @ Pembrey

DART Motorsport MRO 600 inc Clubman 600 & GP2/EVO

RACE 1 - SECTOR ANALYSIS



SECTOR 1 = FL to I1, SECTOR 2 = I1 to FL, DIFF = Difference To Personal Best Lap, P = Crossed Finish Line in Pit Lane, D = Time Disallowed

P1 47		Fenton SEABRIGHT		Yamaha R6 -		
IDEAL LAP TIME : 58.614		BEST LAP TIME : 58.614		DIFFERENCE : 0.000		
LAP	SECTOR 1	SECTOR 2	LAP TIME	MPH	DIFF	TIME OF DAY
1 -		27.580	1:07.362	77.81	8.748	09:20:04.792
2 -	34.526	26.915	1:01.441	85.31	2.827	09:21:06.233
3 -	33.890	26.482	1:00.372	86.82	1.758	09:22:06.605
4 -	33.452	26.408	59.860	87.56	1.246	09:23:06.465
5 -	33.338	26.814	1:00.152	87.13	1.538	09:24:06.617
6 -	33.160	25.978	59.138	88.63	0.524	09:25:05.755
7 -	32.727	25.887	58.614 (1)	89.42		09:26:04.369
8 -	32.806	26.365	59.171	88.58	0.557	09:27:03.540
9 -	32.902	26.114	59.016 (2)	88.81	0.402	09:28:02.556
10 -	32.870	26.208	59.078 (3)	88.72	0.464	09:29:01.634

P2 36		Harry FOWLE		Yamaha R6 - HF Refinishing Racing		
IDEAL LAP TIME : 1:01.205		BEST LAP TIME : 1:01.205		DIFFERENCE : 0.000		
LAP	SECTOR 1	SECTOR 2	LAP TIME	MPH	DIFF	TIME OF DAY
1 -		27.875	1:08.199	76.85	6.994	09:20:05.629
2 -	35.221	27.112	1:02.333	84.09	1.128	09:21:07.962
3 -	34.631	27.010	1:01.641	85.03	0.436	09:22:09.603
4 -	34.480	27.045	1:01.525	85.19	0.320	09:23:11.128
5 -	34.681	27.299	1:01.980	84.56	0.775	09:24:13.108
6 -	35.299	26.790	1:02.089	84.42	0.884	09:25:15.197
7 -	34.457	26.748	1:01.205 (1)	85.64		09:26:16.402
8 -	34.585	26.974	1:01.559	85.14	0.354	09:27:17.961
9 -	34.584	26.808	1:01.392 (3)	85.37	0.187	09:28:19.353
10 -			1:01.249 (2)	85.57	0.044	09:29:20.602

P3 3		Joey LAMB DEN		Kawasaki ZX600 RBF -		
IDEAL LAP TIME : 1:01.170		BEST LAP TIME : 1:01.197		DIFFERENCE : 0.027		
LAP	SECTOR 1	SECTOR 2	LAP TIME	MPH	DIFF	TIME OF DAY
1 -		27.274	1:08.724	76.27	7.527	09:20:06.154
2 -	35.355	27.042	1:02.397	84.00	1.200	09:21:08.551
3 -	34.581	26.974	1:01.555	85.15	0.358	09:22:10.106
4 -	34.210	26.987	1:01.197 (1)	85.65		09:23:11.303
5 -	34.334	26.960	1:01.294 (3)	85.51	0.097	09:24:12.597
6 -	34.629	27.110	1:01.739	84.89	0.542	09:25:14.336
7 -	34.239	27.232	1:01.471	85.26	0.274	09:26:15.807
8 -	35.389	27.083	1:02.472	83.90	1.275	09:27:18.279
9 -	34.486	26.994	1:01.480	85.25	0.283	09:28:19.759
10 -			1:01.270 (2)	85.54	0.073	09:29:21.029

P4 40 C		Henry ROSS		Yamaha R6 -		
IDEAL LAP TIME : 1:01.094		BEST LAP TIME : 1:00.783		DIFFERENCE : -0.311		
LAP	SECTOR 1	SECTOR 2	LAP TIME	MPH	DIFF	TIME OF DAY
1 -		27.761	1:08.379	76.65	7.596	09:20:05.809
2 -	36.055	27.390	1:03.445	82.61	2.662	09:21:09.254
3 -	34.746	26.923	1:01.669	84.99	0.886	09:22:10.923
4 -	34.662	26.727	1:01.389 (3)	85.38	0.606	09:23:12.312
5 -	34.724	27.044	1:01.768	84.85	0.985	09:24:14.080
6 -	34.811	26.972	1:01.783	84.83	1.000	09:25:15.863
7 -	34.367	26.839	1:01.206 (2)	85.63	0.423	09:26:17.069
8 -	34.617	27.267	1:01.884	84.70	1.101	09:27:18.953
9 -	34.635	26.800	1:01.435	85.31	0.652	09:28:20.388
10 -			1:00.783 (1)	86.23		09:29:21.171

BMCRC - MRO Championships 2023 - Rnd 2 @ Pembrey

DART Motorsport MRO 600 inc Clubman 600 & GP2/EVO

RACE 1 - SECTOR ANALYSIS



SECTOR 1 = FL to I1, SECTOR 2 = I1 to FL, DIFF = Difference To Personal Best Lap, P = Crossed Finish Line in Pit Lane, D = Time Disallowed

P5 95		Grant ROBERTSON		Yamaha R6 - Westcountry Windings		
IDEAL LAP TIME : 1:00.992		BEST LAP TIME : 1:01.019		DIFFERENCE : 0.027		
LAP	SECTOR 1	SECTOR 2	LAP TIME	MPH	DIFF	TIME OF DAY
1 -		27.964	1:08.818	76.16	7.799	09:20:06.248
2 -	35.119	26.927	1:02.046	84.47	1.027	09:21:08.294
3 -	34.946	27.294	1:02.240	84.21	1.221	09:22:10.534
4 -	34.347	26.672	1:01.019 (1)	85.90		09:23:11.553
5 -	34.569	27.146	1:01.715	84.93	0.696	09:24:13.268
6 -	35.413	26.940	1:02.353	84.06	1.334	09:25:15.621
7 -	34.320	26.978	1:01.298 (2)	85.51	0.279	09:26:16.919
8 -	34.577	27.199	1:01.776	84.84	0.757	09:27:18.695
9 -	34.516	27.065	1:01.581 (3)	85.11	0.562	09:28:20.276
10 -			1:01.611	85.07	0.592	09:29:21.887

P6 37		Alex LATHAM		Kawasaki ZX6R - BR-8 / McCrash Racing		
IDEAL LAP TIME : 1:01.082		BEST LAP TIME : 1:01.273		DIFFERENCE : 0.191		
LAP	SECTOR 1	SECTOR 2	LAP TIME	MPH	DIFF	TIME OF DAY
1 -		27.935	1:09.575	75.33	8.302	09:20:07.005
2 -	35.116	27.672	1:02.788	83.48	1.515	09:21:09.793
3 -	34.343	27.110	1:01.453	85.29	0.180	09:22:11.246
4 -	34.484	26.821	1:01.305 (3)	85.50	0.032	09:23:12.551
5 -	34.595	27.085	1:01.680	84.98	0.407	09:24:14.231
6 -	34.938	27.066	1:02.004	84.53	0.731	09:25:16.235
7 -	34.623	27.208	1:01.831	84.77	0.558	09:26:18.066
8 -	34.557	26.747	1:01.304 (2)	85.50	0.031	09:27:19.370
9 -	34.534	26.739	1:01.273 (1)	85.54		09:28:20.643
10 -			1:01.377	85.40	0.104	09:29:22.020

P7 128		Kelvin HOARE		Yamaha R6 - Southern and Country Roofing Ltd		
IDEAL LAP TIME : 1:01.576		BEST LAP TIME : 1:02.069		DIFFERENCE : 0.493		
LAP	SECTOR 1	SECTOR 2	LAP TIME	MPH	DIFF	TIME OF DAY
1 -		27.750	1:10.653	74.18	8.584	09:20:08.083
2 -	35.574	27.406	1:02.980	83.22	0.911	09:21:11.063
3 -	35.106	27.174	1:02.280	84.16	0.211	09:22:13.343
4 -	35.121	27.343	1:02.464	83.91	0.395	09:23:15.807
5 -	34.402	27.667	1:02.069 (1)	84.44		09:24:17.876
6 -	34.883	27.410	1:02.293	84.14	0.224	09:25:20.169
7 -	35.297	27.709	1:03.006	83.19	0.937	09:26:23.175
8 -	34.963	27.699	1:02.662	83.64	0.593	09:27:25.837
9 -	34.555	27.694	1:02.249 (3)	84.20	0.180	09:28:28.086
10 -			1:02.180 (2)	84.29	0.111	09:29:30.266

P8 35		Kai DICKINSON		Kawasaki ZX636 -		
IDEAL LAP TIME : 1:02.048		BEST LAP TIME : 1:01.984		DIFFERENCE : -0.064		
LAP	SECTOR 1	SECTOR 2	LAP TIME	MPH	DIFF	TIME OF DAY
1 -		27.968	1:09.799	75.09	7.815	09:20:07.229
2 -	36.047	27.940	1:03.987	81.91	2.003	09:21:11.216
3 -	35.414	27.449	1:02.863	83.38	0.879	09:22:14.079
4 -	34.907	27.213	1:02.120 (2)	84.37	0.136	09:23:16.199
5 -	35.018	27.334	1:02.352	84.06	0.368	09:24:18.551
6 -	34.847	27.372	1:02.219 (3)	84.24	0.235	09:25:20.770
7 -	34.926	27.609	1:02.535	83.81	0.551	09:26:23.305
8 -	35.157	27.749	1:02.906	83.32	0.922	09:27:26.211
9 -	34.835	27.623	1:02.458	83.92	0.474	09:28:28.669
10 -			1:01.984 (1)	84.56		09:29:30.653

BMCRC - MRO Championships 2023 - Rnd 2 @ Pembrey

DART Motorsport MRO 600 inc Clubman 600 & GP2/EVO

RACE 1 - SECTOR ANALYSIS



SECTOR 1 = FL to I1, SECTOR 2 = I1 to FL, DIFF = Difference To Personal Best Lap, P = Crossed Finish Line in Pit Lane, D = Time Disallowed

P9 91 C		Sam HIRST		Kawasaki 636 - Team Valley Racing			
IDEAL LAP TIME : 1:02.008		BEST LAP TIME : 1:02.212		DIFFERENCE : 0.204			
LAP	SECTOR 1	SECTOR 2	LAP TIME	MPH	DIFF	TIME OF DAY	
1 -		27.822	1:10.121	74.75	7.909	09:20:07.551	
2 -	36.443	27.637	1:04.080	81.79	1.868	09:21:11.631	
3 -	35.118	27.596	1:02.714	83.57	0.502	09:22:14.345	
4 -	35.115	27.399	1:02.514	83.84	0.302	09:23:16.859	
5 -	35.156	27.346	1:02.502 (3)	83.86	0.290	09:24:19.361	
6 -	35.064	28.072	1:03.136	83.02	0.924	09:25:22.497	
7 -	34.662	27.550	1:02.212 (1)	84.25		09:26:24.709	
8 -	34.939	28.117	1:03.056	83.12	0.844	09:27:27.765	
9 -	34.662	27.714	1:02.376 (2)	84.03	0.164	09:28:30.141	
10 -			1:02.972	83.23	0.760	09:29:33.113	

P10 212		Matt PALLETT		Yamaha R6 - BDA Chartered Architects			
IDEAL LAP TIME : 1:02.122		BEST LAP TIME : 1:02.162		DIFFERENCE : 0.040			
LAP	SECTOR 1	SECTOR 2	LAP TIME	MPH	DIFF	TIME OF DAY	
1 -		28.266	1:09.625	75.28	7.463	09:20:07.055	
2 -	35.637	27.919	1:03.556	82.47	1.394	09:21:10.611	
3 -	35.398	27.936	1:03.334	82.76	1.172	09:22:13.945	
4 -	35.316	27.373	1:02.689	83.61	0.527	09:23:16.634	
5 -	35.247	27.647	1:02.894	83.34	0.732	09:24:19.528	
6 -	35.050	28.020	1:03.070	83.10	0.908	09:25:22.598	
7 -	36.116	27.443	1:03.559	82.46	1.397	09:26:26.157	
8 -	34.749	27.920	1:02.669 (3)	83.63	0.507	09:27:28.826	
9 -	35.019	27.385	1:02.404 (2)	83.99	0.242	09:28:31.230	
10 -			1:02.162 (1)	84.32		09:29:33.392	

P11 80		Morgan CREASEY		Yamaha R6 - Warics Ltd			
IDEAL LAP TIME : 1:02.038		BEST LAP TIME : 1:02.320		DIFFERENCE : 0.282			
LAP	SECTOR 1	SECTOR 2	LAP TIME	MPH	DIFF	TIME OF DAY	
1 -		27.905	1:10.436	74.41	8.116	09:20:07.866	
2 -	35.912	27.685	1:03.597	82.41	1.277	09:21:11.463	
3 -	35.930	27.280	1:03.210	82.92	0.890	09:22:14.673	
4 -	35.049	27.271	1:02.320 (1)	84.10		09:23:16.993	
5 -	35.503	27.280	1:02.783	83.48	0.463	09:24:19.776	
6 -	35.091	27.739	1:02.830	83.42	0.510	09:25:22.606	
7 -	35.133	27.223	1:02.356 (2)	84.05	0.036	09:26:24.962	
8 -	35.218	28.500	1:03.718	82.26	1.398	09:27:28.680	
9 -	34.815	27.559	1:02.374 (3)	84.03	0.054	09:28:31.054	
10 -			1:02.794	83.47	0.474	09:29:33.848	

P12 51		Ross CLARKE		Kawasaki ZX600RR - Ross clarke Farriery			
IDEAL LAP TIME : 1:02.342		BEST LAP TIME : 1:02.342		DIFFERENCE : 0.000			
LAP	SECTOR 1	SECTOR 2	LAP TIME	MPH	DIFF	TIME OF DAY	
1 -		28.285	1:08.777	76.21	6.435	09:20:06.207	
2 -	35.505	28.109	1:03.614	82.39	1.272	09:21:09.821	
3 -	35.275	27.543	1:02.818	83.44	0.476	09:22:12.639	
4 -	35.293	27.394	1:02.687 (3)	83.61	0.345	09:23:15.326	
5 -	35.004	27.338	1:02.342 (1)	84.07		09:24:17.668	
6 -	35.118	27.530	1:02.648 (2)	83.66	0.306	09:25:20.316	
7 -	40.228	28.124	1:08.352	76.68	6.010	09:26:28.668	
8 -	36.057	28.691	1:04.748	80.95	2.406	09:27:33.416	
9 -	36.471	28.959	1:05.430	80.11	3.088	09:28:38.846	
10 -			1:10.584	74.26	8.242	09:29:49.430	

BMCRC - MRO Championships 2023 - Rnd 2 @ Pembrey

DART Motorsport MRO 600 inc Clubman 600 & GP2/EVO

RACE 1 - SECTOR ANALYSIS



SECTOR 1 = FL to I1, SECTOR 2 = I1 to FL, DIFF = Difference To Personal Best Lap, P = Crossed Finish Line in Pit Lane, D = Time Disallowed

P13 87		Keith POVAH		Yamaha R6 - @crap.sack give us a follow!			
IDEAL LAP TIME : 1:03.545		BEST LAP TIME : 1:03.376		DIFFERENCE : -0.169			
LAP	SECTOR 1	SECTOR 2	LAP TIME	MPH	DIFF	TIME OF DAY	
1 -		28.828	1:13.510	71.30	10.134	09:20:10.940	
2 -	36.692	29.526	1:06.218	79.15	2.842	09:21:17.158	
3 -	35.959	28.548	1:04.507	81.25	1.131	09:22:21.665	
4 -	36.117	28.576	1:04.693	81.02	1.317	09:23:26.358	
5 -	36.328	28.444	1:04.772	80.92	1.396	09:24:31.130	
6 -	36.029	27.987	1:04.016	81.87	0.640	09:25:35.146	
7 -	35.631	29.700	1:05.331	80.23	1.955	09:26:40.477	
8 -	35.573	28.151	1:03.724 (2)	82.25	0.348	09:27:44.201	
9 -	35.975	27.972	1:03.947 (3)	81.96	0.571	09:28:48.148	
10 -			1:03.376 (1)	82.70		09:29:51.524	

P14 129 C		David JAMES		Yamaha R6 -			
IDEAL LAP TIME : 1:03.618		BEST LAP TIME : 1:03.729		DIFFERENCE : 0.111			
LAP	SECTOR 1	SECTOR 2	LAP TIME	MPH	DIFF	TIME OF DAY	
1 -		28.956	1:14.735	70.13	11.006	09:20:12.165	
2 -	36.178	29.196	1:05.374	80.17	1.645	09:21:17.539	
3 -	36.352	28.060	1:04.412	81.37	0.683	09:22:21.951	
4 -	36.197	28.407	1:04.604	81.13	0.875	09:23:26.555	
5 -	35.851	28.142	1:03.993 (3)	81.90	0.264	09:24:30.548	
6 -	35.558	28.316	1:03.874 (2)	82.06	0.145	09:25:34.422	
7 -	35.837	28.820	1:04.657	81.06	0.928	09:26:39.079	
8 -	36.082	28.661	1:04.743	80.96	1.014	09:27:43.822	
9 -	35.897	28.247	1:04.144	81.71	0.415	09:28:47.966	
10 -			1:03.729 (1)	82.24		09:29:51.695	

P15 81		Fred McMULLAN		Kawasaki ZX636 - Orwell Motorcycles ipswich			
IDEAL LAP TIME : 1:03.505		BEST LAP TIME : 1:03.585		DIFFERENCE : 0.080			
LAP	SECTOR 1	SECTOR 2	LAP TIME	MPH	DIFF	TIME OF DAY	
1 -		28.913	1:13.923	70.90	10.338	09:20:11.353	
2 -	36.705	29.320	1:06.025	79.38	2.440	09:21:17.378	
3 -	36.068	28.328	1:04.396	81.39	0.811	09:22:21.774	
4 -	36.572	28.311	1:04.883	80.78	1.298	09:23:26.657	
5 -	36.306	28.234	1:04.540	81.21	0.955	09:24:31.197	
6 -	35.736	27.849	1:03.585 (1)	82.43		09:25:34.782	
7 -	35.656	29.372	1:05.028	80.60	1.443	09:26:39.810	
8 -	35.882	28.319	1:04.201 (3)	81.64	0.616	09:27:44.011	
9 -	36.313	27.938	1:04.251	81.58	0.666	09:28:48.262	
10 -			1:03.958 (2)	81.95	0.373	09:29:52.220	

P16 2		Andy GILL		TBC -			
IDEAL LAP TIME : 1:03.248		BEST LAP TIME : 1:03.248		DIFFERENCE : 0.000			
LAP	SECTOR 1	SECTOR 2	LAP TIME	MPH	DIFF	TIME OF DAY	
1 -		29.959	1:15.628	69.30	12.380	09:20:13.058	
2 -	37.317	29.492	1:06.809	78.45	3.561	09:21:19.867	
3 -	36.405	28.758	1:05.163	80.43	1.915	09:22:25.030	
4 -	36.002	28.240	1:04.242 (3)	81.59	0.994	09:23:29.272	
5 -	36.236	28.118	1:04.354	81.44	1.106	09:24:33.626	
6 -	35.958	28.294	1:04.252	81.57	1.004	09:25:37.878	
7 -	35.629	28.836	1:04.465	81.30	1.217	09:26:42.343	
8 -	35.385	27.863	1:03.248 (1)	82.87		09:27:45.591	
9 -	35.568	28.063	1:03.631 (2)	82.37	0.383	09:28:49.222	
10 -			1:04.266	81.56	1.018	09:29:53.488	

BMCRC - MRO Championships 2023 - Rnd 2 @ Pembrey

DART Motorsport MRO 600 inc Clubman 600 & GP2/EVO

RACE 1 - SECTOR ANALYSIS



SECTOR 1 = FL to I1, SECTOR 2 = I1 to FL, DIFF = Difference To Personal Best Lap, P = Crossed Finish Line in Pit Lane, D = Time Disallowed

P17 22 C Toby TRUNDLE			Yamaha R6 - Harris Motorcycles / A. Harland Race Services			
IDEAL LAP TIME : 1:04.365		BEST LAP TIME : 1:04.456		DIFFERENCE : 0.091		
LAP	SECTOR 1	SECTOR 2	LAP TIME	MPH	DIFF	TIME OF DAY
1 -		30.299	1:15.228	69.67	10.772	09:20:12.658
2 -	37.141	29.709	1:06.850	78.40	2.394	09:21:19.508
3 -	36.499	28.814	1:05.313	80.25	0.857	09:22:24.821
4 -	36.699	28.806	1:05.505	80.01	1.049	09:23:30.326
5 -	36.082	28.588	1:04.670 (2)	81.05	0.214	09:24:34.996
6 -	36.125	28.650	1:04.775	80.92	0.319	09:25:39.771
7 -	35.940	28.965	1:04.905	80.75	0.449	09:26:44.676
8 -	35.927	28.529	1:04.456 (1)	81.32		09:27:49.132
9 -	35.836	28.960	1:04.796	80.89	0.340	09:28:53.928
10 -	35.916	28.823	1:04.739 (3)	80.96	0.283	09:29:58.667

P18 48 C Max HALL			Yamaha R6 - Hall's Carpentry Bristol & Bath			
IDEAL LAP TIME : 1:08.219		BEST LAP TIME : 1:08.219		DIFFERENCE : 0.000		
LAP	SECTOR 1	SECTOR 2	LAP TIME	MPH	DIFF	TIME OF DAY
1 -		31.780	1:20.201	65.35	11.982	09:20:17.631
2 -	40.589	30.671	1:11.260	73.55	3.041	09:21:28.891
3 -	39.041	29.676	1:08.717 (3)	76.27	0.498	09:22:37.608
4 -	38.995	29.930	1:08.925	76.04	0.706	09:23:46.533
5 -	39.043	29.988	1:09.031	75.93	0.812	09:24:55.564
6 -	38.543	29.676	1:08.219 (1)	76.83		09:26:03.783
7 -	40.661	29.844	1:10.505	74.34	2.286	09:27:14.288
8 -	39.254	29.974	1:09.228	75.71	1.009	09:28:23.516
9 -			1:08.359 (2)	76.67	0.140	09:29:31.875

P19 65 Ian SOILLEUX			Kawasaki ZX6 - BDRacing			
IDEAL LAP TIME : 1:09.837		BEST LAP TIME : 1:09.905		DIFFERENCE : 0.068		
LAP	SECTOR 1	SECTOR 2	LAP TIME	MPH	DIFF	TIME OF DAY
1 -		31.802	1:20.019	65.50	10.114	09:20:17.449
2 -	40.145	31.217	1:11.362	73.45	1.457	09:21:28.811
3 -	40.183	30.806	1:10.989	73.83	1.084	09:22:39.800
4 -	39.801	30.351	1:10.152 (2)	74.71	0.247	09:23:49.952
5 -	39.486	30.419	1:09.905 (1)	74.98		09:24:59.857
6 -	39.971	30.923	1:10.894 (3)	73.93	0.989	09:26:10.751
7 -	45.134	32.934	1:18.068	67.14	8.163	09:27:28.819
8 -	42.646	31.993	1:14.639	70.22	4.734	09:28:43.458
9 -	45.962	33.346	1:19.308	66.09	9.403	09:30:02.766

P20 15 C Dale BREW			Triumph 675 - Ayre Mowers Ltd			
IDEAL LAP TIME : 1:14.399		BEST LAP TIME : 1:14.774		DIFFERENCE : 0.375		
LAP	SECTOR 1	SECTOR 2	LAP TIME	MPH	DIFF	TIME OF DAY
1 -		33.926	1:25.449	61.34	10.675	09:20:22.879
2 -	42.506	33.012	1:15.518 (3)	69.40	0.744	09:21:38.397
3 -	43.224	32.724	1:15.948	69.01	1.174	09:22:54.345
4 -	41.816	33.102	1:14.918 (2)	69.96	0.144	09:24:09.263
5 -	43.305	33.893	1:17.198	67.89	2.424	09:25:26.461
6 -	41.675	34.056	1:15.731	69.21	0.957	09:26:42.192
7 -	41.939	33.984	1:15.923	69.03	1.149	09:27:58.115
8 -	41.796	32.978	1:14.774 (1)	70.09		09:29:12.889

BMCRC - MRO Championships 2023 - Rnd 2 @ Pembrey

DART Motorsport MRO 600 inc Clubman 600 & GP2/EVO

RACE 1 - SECTOR ANALYSIS



SECTOR 1 = FL to I1, SECTOR 2 = I1 to FL, DIFF = Difference To Personal Best Lap, P = Crossed Finish Line in Pit Lane, D = Time Disallowed

P21 168 C		Aaron DALRYMPLE		YAMAHA R6 - Team Blumpkin Racing			
IDEAL LAP TIME : 1:04.142		BEST LAP TIME : 1:04.142		DIFFERENCE : 0.000			
LAP	SECTOR 1	SECTOR 2	LAP TIME	MPH	DIFF	TIME OF DAY	
1 -		IN PIT	3:01.913	P 28.81	1:57.771	09:21:59.343	
2 -		29.258	1:23.593	62.70	19.451	09:23:22.936	
3 -	37.095	28.435	1:05.530	79.98	1.388	09:24:28.466	
4 -	36.720	28.239	1:04.959	80.69	0.817	09:25:33.425	
5 -	36.229	28.925	1:05.154	80.44	1.012	09:26:38.579	
6 -	36.353	28.100	1:04.453 (3)	81.32	0.311	09:27:43.032	
7 -	36.128	28.014	1:04.142 (1)	81.71		09:28:47.174	
8 -			1:04.212 (2)	81.62	0.070	09:29:51.386	

P22 14 C		Jack MUIR		Kawasaki ZX636 -			
IDEAL LAP TIME : 1:01.638		BEST LAP TIME : 1:01.696		DIFFERENCE : 0.058			
LAP	SECTOR 1	SECTOR 2	LAP TIME	MPH	DIFF	TIME OF DAY	
1 -		27.858	1:09.918	74.96	8.222	09:20:07.348	
2 -	36.049	27.320	1:03.369	82.71	1.673	09:21:10.717	
3 -	34.881	27.386	1:02.267 (2)	84.17	0.571	09:22:12.984	
4 -	34.812	26.884	1:01.696 (1)	84.95		09:23:14.680	
5 -	35.019	27.256	1:02.275 (3)	84.16	0.579	09:24:16.955	
6 -	34.754	27.747	1:02.501	83.86	0.805	09:25:19.456	

P23 661 EVO		Cameron HARRIS		Triumph 675R - Harris / Tony Scott Motorsport			
IDEAL LAP TIME : 1:05.604		BEST LAP TIME : 1:17.256		DIFFERENCE : 11.652			
LAP	SECTOR 1	SECTOR 2	LAP TIME	MPH	DIFF	TIME OF DAY	
1 -		28.596	1:11.427	73.38		09:20:08.857	
2 -	37.008	40.248	1:17.256 (1)	67.84		09:21:26.113	

BMCRC - MRO Championships 2023 - Rnd 2 @ Pembrey

DART Motorsport MRO 600 inc Clubman 600 & GP2/EVO

RACE 1 - BEST SECTORS

SECTOR 1			SECTOR 2			IDEAL / BEST COMPARISON						
POS	NO	NAME	TIME	NO	NAME	TIME	POS	NO	NAME	IDEAL	BEST	DIFF
									PERFECT LAP	58.614		
1	47	SEABRIGHT	32.727	47	SEABRIGHT	25.887	1	47	SEABRIGHT	58.614	58.614	0.000
2	3	LAMBDEN	34.210	95	ROBERTSON	26.672	2	95	ROBERTSON	1:00.992	1:01.019	0.027
3	95	ROBERTSON	34.320	40	ROSS	26.727	3	37	LATHAM	1:01.082	1:01.273	0.191
4	37	LATHAM	34.343	37	LATHAM	26.739	4	40	ROSS	1:01.094	1:00.783	-0.311
5	40	ROSS	34.367	36	FOWLE	26.748	5	3	LAMBDEN	1:01.170	1:01.197	0.027
6	128	HOARE	34.402	14	MUIR	26.884	6	36	FOWLE	1:01.205	1:01.205	0.000
7	36	FOWLE	34.457	3	LAMBDEN	26.960	7	128	HOARE	1:01.576	1:02.069	0.493
8	91	HIRST	34.662	128	HOARE	27.174	8	14	MUIR	1:01.638	1:01.696	0.058
9	212	PALLET	34.749	35	DICKINSON	27.213	9	91	HIRST	1:02.008	1:02.212	0.204
10	14	MUIR	34.754	80	CREASEY	27.223	10	80	CREASEY	1:02.038	1:02.320	0.282
11	80	CREASEY	34.815	51	CLARKE	27.338	11	35	DICKINSON	1:02.048	1:01.984	-0.064
12	35	DICKINSON	34.835	91	HIRST	27.346	12	212	PALLET	1:02.122	1:02.162	0.040
13	51	CLARKE	35.004	212	PALLET	27.373	13	51	CLARKE	1:02.342	1:02.342	0.000
14	2	GILL	35.385	81	McMULLAN	27.849	14	2	GILL	1:03.248	1:03.248	0.000
15	129	JAMES	35.558	2	GILL	27.863	15	81	McMULLAN	1:03.505	1:03.585	0.080
16	87	POVAH	35.573	87	POVAH	27.972	16	87	POVAH	1:03.545	1:03.376	-0.169
17	81	McMULLAN	35.656	168	DALRYMPLE	28.014	17	129	JAMES	1:03.618	1:03.729	0.111
18	22	TRUNDLE	35.836	129	JAMES	28.060	18	168	DALRYMPLE	1:04.142	1:04.142	0.000
19	168	DALRYMPLE	36.128	22	TRUNDLE	28.529	19	22	TRUNDLE	1:04.365	1:04.456	0.091
20	661	HARRIS	37.008	661	HARRIS	28.596	20	661	HARRIS	1:05.604	1:17.256	11.652
21	48	HALL	38.543	48	HALL	29.676	21	48	HALL	1:08.219	1:08.219	0.000
22	65	SOILLEUX	39.486	65	SOILLEUX	30.351	22	65	SOILLEUX	1:09.837	1:09.905	0.068
23	15	BREW	41.675	15	BREW	32.724	23	15	BREW	1:14.399	1:14.774	0.375

BMCRC - MRO Championships 2023 - Rnd 2 @ Pembrey

DART Motorsport MRO 600 inc Clubman 600 & GP2/EVO

RACE 1 - STATISTICS

Competitors Started 23
Planned Start 2023-04-09 @ 09:20:00.000
Actual Start 2023-04-09 @ 09:18:57.429
Finish Time 2023-04-09 @ 09:29:01.633
Track Length 1.4560mi.
Total Laps 212
Total Distance Covered 308.6720mi.

Session Fastest Lap History

NO	CL	NAME	LAP TIME	TIME OF DAY	LAP	VEHICLE
47		Fenton SEABRIGHT	1:01.441	09:21:06.247	2	Yamaha R6
47		Fenton SEABRIGHT	1:00.372	09:22:06.619	3	Yamaha R6
47		Fenton SEABRIGHT	59.860	09:23:06.480	4	Yamaha R6
47		Fenton SEABRIGHT	59.138	09:25:05.769	6	Yamaha R6
47		Fenton SEABRIGHT	58.614	09:26:04.381	7	Yamaha R6

Session Leader History

NO	CL	NAME	FROM LAP	LAPS LED	DISTANCE	VEHICLE
47		Fenton SEABRIGHT	1	10	14.56 miles	Yamaha R6

Flag History

TYPE	TIME OF DAY
GREEN	09:18:57.429
FINISH	09:29:01.633

Flag Statistics

TYPE	COUNT	TOTAL LAPS	TOTAL TIME
Green	1	10	11:38.490
Red	0	0	0.000
Safety Car	0	0	0.000
FCY	0	0	0.000

BMCRC - MRO Championships 2023 - Rnd 2 @ Pembrey

DART Motorsport MRO 600 inc Clubman 600 & GP2/EVO

RACE 1 - STATISTICS

CLASS :

14 Starters

Fastest Lap History

NO	NAME	LAP TIME	TIME OF DAY	LAP	VEHICLE
47	Fenton SEABRIGHT	1:01.441	09:21:06.247	2	Yamaha R6
47	Fenton SEABRIGHT	1:00.372	09:22:06.619	3	Yamaha R6
47	Fenton SEABRIGHT	59.860	09:23:06.480	4	Yamaha R6
47	Fenton SEABRIGHT	59.138	09:25:05.769	6	Yamaha R6
47	Fenton SEABRIGHT	58.614	09:26:04.381	7	Yamaha R6

Leader History

NO	NAME	FROM LAP	LAPS LED	DISTANCE	VEHICLE
47	Fenton SEABRIGHT	1	10	14.56 miles	Yamaha R6

BMCRC - MRO Championships 2023 - Rnd 2 @ Pembrey

DART Motorsport MRO 600 inc Clubman 600 & GP2/EVO

RACE 1 - STATISTICS

CLASS : C

8 Starters

Fastest Lap History

NO	NAME	LAP TIME	TIME OF DAY	LAP	VEHICLE
40	Henry ROSS	1:03.445	09:21:09.280	2	Yamaha R6
14	Jack MUIR	1:03.369	09:21:10.717	2	Kawasaki ZX636
40	Henry ROSS	1:01.669	09:22:10.949	3	Yamaha R6
40	Henry ROSS	1:01.389	09:23:12.339	4	Yamaha R6
40	Henry ROSS	1:01.206	09:26:17.069	7	Yamaha R6
40	Henry ROSS	1:00.783	09:29:21.171	10	Yamaha R6

Leader History

NO	NAME	FROM LAP	LAPS LED	DISTANCE	VEHICLE
40	Henry ROSS	1	10	14.56 miles	Yamaha R6

BMCRC - MRO Championships 2023 - Rnd 2 @ Pembrey
DART Motorsport MRO 600 inc Clubman 600 & GP2/EVO
RACE 1 - STATISTICS

CLASS : EVO

1 Starters

Fastest Lap History

NO	NAME	LAP TIME	TIME OF DAY	LAP	VEHICLE
661	Cameron HARRIS	1:17.256	09:21:26.133	2	Triumph 675R

Leader History

NO	NAME	FROM LAP	LAPS LED	DISTANCE	VEHICLE
661	Cameron HARRIS	1	2	2.91 miles	Triumph 675R

BMCRC - MRO Championships 2023 - Rnd 2 @ Pembrey



DART Motorsport MRO 600 inc Clubman 600 & GP2/EVO

RACE 12 - GRID (10 Laps)

ROW 8	24 58 Paul NICHOLAS	1:17.256	23 661 Cameron HARRIS	1:14.774	22 15 Dale BREW
ROW 7		1:09.905	21 65 Ian SOILLEUX	1:08.219	19 22 Toby TRUNDLE
ROW 6	18 168 Aaron DALRYMPLE	1:04.142	17 129 David JAMES	1:03.729	16 81 Fred McMULLAN
ROW 5		1:03.376	15 87 Keith POVAH	1:03.248	13 51 Ross CLARKE
ROW 4	12 80 Morgan CREASEY	1:02.320	11 91 Sam HIRST	1:02.212	10 212 Matt PALLETT
ROW 3		1:02.069	9 128 Kelvin HOARE	1:01.984	7 14 Jack MUIR
ROW 2	6 37 Alex LATHAM	1:01.273	5 36 Harry FOWLE	1:01.205	4 3 Joey LAMBDEN
ROW 1		1:01.019	3 95 Grant ROBERTSON	1:00.783	1 47 Fenton SEABRIGHT
					Pole

Pembrey National: 1.4560 miles

These results are provisional until the conclusion of any judicial and technical matters.

Clerk Of Course :	Stewards :	Timekeeper : Sarah Evans
-------------------	------------	--------------------------

Results can be found at www.tsl-timing.com

Printed - 09:36 Sunday, 09 April 2023



BMCRC - MRO Championships 2023 - Rnd 2 @ Pembrey



DART Motorsport MRO 600 inc Clubman 600 & GP2/EVO

RACE 12 - CLASSIFICATION

POS	NO	CL	PIC NAME	ENTRY	LAPS	TIME	GAP	DIFF	MPH	BEST	ON
1	47		1 Fenton SEABRIGHT	Yamaha R6 -	5	5:00.895			87.09	58.765	5
2	36		2 Harry FOWLE	Yamaha R6 - HF Refinishing Racing	5	5:09.948	9.053	9.053	84.55	1:00.587	3
3	3		3 Joey LAMBDEN	Kawasaki ZX600 RBF -	5	5:12.584	11.689	2.636	83.84	1:00.946	5
4	128		4 Kelvin HOARE	Yamaha R6 - Southern and Country Roofing Ltd	5	5:13.101	12.206	0.517	83.70	1:01.184	5
5	14	C	1 Jack MUIR	Kawasaki ZX636 -	5	5:16.969	16.074	3.868	82.68	1:01.638	3
6	35		5 Kai DICKINSON	Kawasaki ZX636 -	5	5:17.820	16.925	0.851	82.46	1:02.050	4
7	80		6 Morgan CREASEY	Yamaha R6 - Warics Ltd	5	5:18.137	17.242	0.317	82.37	1:01.834	5
8	91	C	2 Sam HIRST	Kawasaki 636 - Team Valley Racing	5	5:18.580	17.685	0.443	82.26	1:01.765	3
9	40	C	3 Henry ROSS	Yamaha R6 -	5	5:18.838	17.943	0.258	82.19	1:01.419	4
10	87		7 Keith POVAH	Yamaha R6 - @crap.sack give us a follow!	5	5:20.626	19.731	1.788	81.73	1:02.424	5
11	95*		8 Grant ROBERTSON	Yamaha R6 - Westcountry Windings	5	5:23.562	22.667	2.936	80.99	1:01.373	5
12	51		9 Ross CLARKE	Kawasaki ZX600RR - Ross clarke Farriery	4	4:22.912	1 Lap	1 Lap	79.74	1:03.376	2
13	661	EVO	1 Cameron HARRIS	Triumph 675R - Harris / Tony Scott Motorsport	4	4:22.960	1 Lap	0.048	79.73	1:03.508	3
14	81		10 Fred McMULLAN	Kawasaki ZX636 - Orwell Motorcycles Ipswich	4	4:23.216	1 Lap	0.256	79.65	1:03.577	3
15	168	C	4 Aaron DALRYMPLE	YAMAHA R6 - Team Blumpkin Racing	4	4:23.332	1 Lap	0.116	79.61	1:03.575	3
16	129	C	5 David JAMES	Yamaha R6 -	4	4:24.815	1 Lap	1.483	79.17	1:03.756	4
17	2		11 Andy GILL	TBC -	4	4:25.390	1 Lap	0.575	79.00	1:03.403	4
18	22	C	6 Toby TRUNDLE	Yamaha R6 - Harris Motorcycles / A. Harland Race	4	4:28.238	1 Lap	2.848	78.16	1:04.453	4
19	48	C	7 Max HALL	Yamaha R6 - Hall's Carpentry Bristol & Bath	4	4:37.198	1 Lap	8.960	75.63	1:06.910	2
20	15	C	8 Dale BREW	Triumph 675 - Ayre Mowers Ltd	4	4:55.026	1 Lap	17.828	71.06	1:11.652	2

NOT CLASSIFIED

NC	37		Alex LATHAM	Kawasaki ZX6R - BR-8 / McCrash Racing	4	4:12.607	1 Lap		82.99	1:01.173	4
DNF	212		Matt PALLETT	Yamaha R6 - BDA Chartered Architects	2	2:10.763	3 Laps	2 Laps	80.16	1:02.070	2

NOT STARTED

NS	65		Ian SOILLEUX	Kawasaki ZX6 - BDRacing							
NS	58	C	Paul NICHOLAS	Yamaha YZF R6 - C.F.-THE CLOTHING FIRM							

FASTEST LAP

	47		Fenton SEABRIGHT	Yamaha R6 -	5	58.765			89.19 mph	143.54 kph	
	40	C	Henry ROSS	Yamaha R6 -	4	1:01.419			85.34 mph	137.34 kph	
	661	EVO	Cameron HARRIS	Triumph 675R - Harris / Tony Scott Motorsport	3	1:03.508			82.53 mph	132.82 kph	

Bike 95 - 10 second penalty - Jump start
Bike 37 - Not running at time of Red Flag
Class - 92.5% of Race Speed = 80.55 mph
Class C - 92.5% of Race Speed = 76.47 mph
Class EVO - 92.5% of Race Speed = 73.75 mph
 Red Flag (end of session): 12:54

Weather / Track : Bright / Dry

These results are provisional until the conclusion of any judicial and technical matters.

Race Distance: 5 Laps / 7.28 miles
 Pembrey National: 1.4560 miles
 Date: 09/04/2023 Start: 12:49 Finish: 00:00

Clerk Of Course :	Stewards :	Timekeeper : Sarah Evans
-------------------	------------	--------------------------

Results can be found at www.tsl-timing.com

Printed - 13:02 Sunday, 09 April 2023



BMCRC - MRO Championships 2023 - Rnd 2 @ Pembrey

DART Motorsport MRO 600 inc Clubman 600 & GP2/EVO

RACE 12 - LAP CHART

LAP 1 @ 12:50:36.958

NO	BEHIND	LAP TIME
47		1:03.763
36	2.379	1:06.142
95	2.737	1:06.500
40	3.087	1:06.850
3	3.313	1:07.076
37	3.567	1:07.330
128	3.839	1:07.602
35	4.820	1:08.583
212	4.930	1:08.693
14	5.286	1:09.049
80	5.960	1:09.723
91	6.165	1:09.928
87	6.490	1:10.253
51	6.962	1:10.725
81	7.766	1:11.529
661	7.777	1:11.540
168	8.396	1:12.159
2	8.919	1:12.682
129	9.268	1:13.031
22	10.283	1:14.046
48	11.270	1:15.033
15	15.040	1:18.803

LAP 2 @ 12:51:36.152

NO	BEHIND	LAP TIME
47		59.194
36	4.213	1:01.028
95	5.204	1:01.661
3	5.419	1:01.300
128	6.005	1:01.360
37	6.566	1:02.193
212	7.806	1:02.070
35	8.207	1:02.581
14	8.352	1:02.260
80	8.645	1:01.879
91	9.223	1:02.252
87	9.772	1:02.476
51	11.144	1:03.376
40	11.273	1:07.380
661	12.227	1:03.644
81	12.600	1:04.028
168	13.059	1:03.857
129	14.191	1:04.117
2	14.219	1:04.494
22	15.931	1:04.842
48	18.986	1:06.910
15	27.498	1:11.652

LAP 3 @ 12:52:35.570

NO	BEHIND	LAP TIME
47		59.418
36	5.382	1:00.587
95	7.608	1:01.822
3	7.725	1:01.724
128	7.994	1:01.407
37	9.059	1:01.911
14	10.572	1:01.638
35	11.084	1:02.295
91	11.570	1:01.765
80	11.696	1:02.469
87	13.240	1:02.886
40	13.582	1:01.727

51	15.391	1:03.665
661	16.317	1:03.508
81	16.759	1:03.577
168	17.216	1:03.575
129	18.684	1:03.911
2	19.612	1:04.811
22	21.410	1:04.897
48	27.280	1:07.712
15	40.840	1:12.760

LAP 4 @ 12:53:35.325

NO	BEHIND	LAP TIME
47		59.755
36	6.601	1:00.974
3	9.508	1:01.538
128	9.787	1:01.548
95	10.059	1:02.206
37	10.477	1:01.173
14	12.919	1:02.102
35	13.379	1:02.050
80	14.173	1:02.232
91	14.227	1:02.412
40	15.246	1:01.419
87	16.072	1:02.587
51	20.782	1:05.146
661	20.830	1:04.268
81	21.086	1:04.082
168	21.202	1:03.741
129	22.685	1:03.756
2	23.260	1:03.403
22	26.108	1:04.453
48	35.068	1:07.543
15	52.896	1:11.811

LAP 5 @ 12:54:34.090

NO	BEHIND	LAP TIME
47		58.765
36	9.053	1:01.217
3	11.689	1:00.946
128	12.206	1:01.184
95	12.667	1:01.373
14	16.074	1:01.920
35	16.925	1:02.311
80	17.242	1:01.834
91	17.685	1:02.223
40	17.943	1:01.462
87	19.731	1:02.424

BMCRC - MRO Championships 2023 - Rnd 2 @ Pembrey

DART Motorsport MRO 600 inc Clubman 600 & GP2/EVO

RACE 12 - POSITION CHART

No	Name	Lap Pos	Lap					
			1	2	3	4	5	6
47	SEABRIGHT	1	47	47	47	47	47	
40	ROSS	2	36	36	36	36	36	
95	ROBERTSON	3	95	95	95	3	3	
3	LAMB DEN	4	40	3	3	128	128	
36	FOWLE	5	3	128	128	95	95	
37	LATHAM	6	37	37	37	37	14	
14	MUIR	7	128	212	14	14	35	
35	DICKINSON	8	35	35	35	35	80	
128	HOARE	9	212	14	91	80	91	
212	PALLET T	10	14	80	80	91	40	
91	HIRST	11	80	91	87	40	87	
80	CREASEY	12	91	87	40	87		
51	CLARKE	13	87	51	51	51		
2	GILL	14	51	40	661	661		
87	POVAH	15	81	661	81	81		
81	McMULLAN	16	661	81	168	168		
129	JAMES	17	168	168	129	129		
168	DALRYMPLE	18	2	129	2	2		
22	TRUNDLE	19	129	2	22	22		
48	HALL	20	22	22	48	48		
65	SOILLEUX	21	48	48	15	15		
15	BREW	22	15	15				
661	HARRIS	23						
58	NICHOLAS	24						

BMCRC - MRO Championships 2023 - Rnd 2 @ Pembrey

DART Motorsport MRO 600 inc Clubman 600 & GP2/EVO

RACE 12 - SECTOR ANALYSIS



SECTOR 1 = FL to I1, SECTOR 2 = I1 to FL, DIFF = Difference To Personal Best Lap, P = Crossed Finish Line in Pit Lane, D = Time Disallowed

P1 47		Fenton SEABRIGHT		Yamaha R6 -		
IDEAL LAP TIME : 58.720		BEST LAP TIME : 58.765		DIFFERENCE : 0.045		
LAP	SECTOR 1	SECTOR 2	LAP TIME	MPH	DIFF	TIME OF DAY
1 -		26.520	1:03.763	82.20	4.998	12:50:36.958
2 -	33.196	25.998	59.194 (2)	88.54	0.429	12:51:36.152
3 -	32.811	26.607	59.418 (3)	88.21	0.653	12:52:35.570
4 -	33.069	26.686	59.755	87.71	0.990	12:53:35.325
5 -	32.722	26.043	58.765 (1)	89.19		12:54:34.090

P2 36		Harry FOWLE		Yamaha R6 - HF Refinishing Racing		
IDEAL LAP TIME : 1:00.587		BEST LAP TIME : 1:00.587		DIFFERENCE : 0.000		
LAP	SECTOR 1	SECTOR 2	LAP TIME	MPH	DIFF	TIME OF DAY
1 -		26.927	1:06.142	79.24	5.555	12:50:39.337
2 -	34.357	26.671	1:01.028 (3)	85.88	0.441	12:51:40.365
3 -	34.018	26.569	1:00.587 (1)	86.51		12:52:40.952
4 -	34.331	26.643	1:00.974 (2)	85.96	0.387	12:53:41.926
5 -	34.428	26.789	1:01.217	85.62	0.630	12:54:43.143

P3 3		Joey LAMBDEN		Kawasaki ZX600 RBF -		
IDEAL LAP TIME : 1:00.946		BEST LAP TIME : 1:00.946		DIFFERENCE : 0.000		
LAP	SECTOR 1	SECTOR 2	LAP TIME	MPH	DIFF	TIME OF DAY
1 -		27.276	1:07.076	78.14	6.130	12:50:40.271
2 -	34.326	26.974	1:01.300 (2)	85.50	0.354	12:51:41.571
3 -	34.398	27.326	1:01.724	84.91	0.778	12:52:43.295
4 -	34.408	27.130	1:01.538 (3)	85.17	0.592	12:53:44.833
5 -	34.050	26.896	1:00.946 (1)	86.00		12:54:45.779

P4 128		Kelvin HOARE		Yamaha R6 - Southern and Country Roofing Ltd		
IDEAL LAP TIME : 1:00.863		BEST LAP TIME : 1:01.184		DIFFERENCE : 0.321		
LAP	SECTOR 1	SECTOR 2	LAP TIME	MPH	DIFF	TIME OF DAY
1 -		26.873	1:07.602	77.53	6.418	12:50:40.797
2 -	34.544	26.816	1:01.360 (2)	85.42	0.176	12:51:42.157
3 -	34.047	27.360	1:01.407 (3)	85.35	0.223	12:52:43.564
4 -	34.493	27.055	1:01.548	85.16	0.364	12:53:45.112
5 -	34.226	26.958	1:01.184 (1)	85.66		12:54:46.296

P5 14 C		Jack MUIR		Kawasaki ZX636 -		
IDEAL LAP TIME : 1:01.402		BEST LAP TIME : 1:01.638		DIFFERENCE : 0.236		
LAP	SECTOR 1	SECTOR 2	LAP TIME	MPH	DIFF	TIME OF DAY
1 -		27.423	1:09.049	75.91	7.411	12:50:42.244
2 -	35.154	27.106	1:02.260	84.18	0.622	12:51:44.504
3 -	34.296	27.342	1:01.638 (1)	85.03		12:52:46.142
4 -	34.745	27.357	1:02.102 (3)	84.40	0.464	12:53:48.244
5 -	34.531	27.389	1:01.920 (2)	84.65	0.282	12:54:50.164

P6 35		Kai DICKINSON		Kawasaki ZX636 -		
IDEAL LAP TIME : 1:02.050		BEST LAP TIME : 1:02.050		DIFFERENCE : 0.000		
LAP	SECTOR 1	SECTOR 2	LAP TIME	MPH	DIFF	TIME OF DAY
1 -		27.427	1:08.583	76.42	6.533	12:50:41.778
2 -	35.416	27.165	1:02.581	83.75	0.531	12:51:44.359
3 -	34.937	27.358	1:02.295 (2)	84.14	0.245	12:52:46.654
4 -	34.896	27.154	1:02.050 (1)	84.47		12:53:48.704
5 -	34.969	27.342	1:02.311 (3)	84.11	0.261	12:54:51.015

BMCRC - MRO Championships 2023 - Rnd 2 @ Pembrey

DART Motorsport MRO 600 inc Clubman 600 & GP2/EVO

RACE 12 - SECTOR ANALYSIS



SECTOR 1 = FL to I1, SECTOR 2 = I1 to FL, DIFF = Difference To Personal Best Lap, P = Crossed Finish Line in Pit Lane, D = Time Disallowed

P7 80		Morgan CREASEY		Yamaha R6 - Warics Ltd			
IDEAL LAP TIME : 1:01.834		BEST LAP TIME : 1:01.834		DIFFERENCE : 0.000			
LAP	SECTOR 1	SECTOR 2	LAP TIME	MPH	DIFF	TIME OF DAY	
1 -		27.638	1:09.723	75.17	7.889	12:50:42.918	
2 -	34.874	27.005	1:01.879 (2)	84.70	0.045	12:51:44.797	
3 -	35.258	27.211	1:02.469	83.90	0.635	12:52:47.266	
4 -	35.084	27.148	1:02.232 (3)	84.22	0.398	12:53:49.498	
5 -	34.852	26.982	1:01.834 (1)	84.76		12:54:51.332	

P8 91 C		Sam HIRST		Kawasaki 636 - Team Valley Racing			
IDEAL LAP TIME : 1:01.765		BEST LAP TIME : 1:01.765		DIFFERENCE : 0.000			
LAP	SECTOR 1	SECTOR 2	LAP TIME	MPH	DIFF	TIME OF DAY	
1 -		27.936	1:09.928	74.95	8.163	12:50:43.123	
2 -	34.867	27.385	1:02.252 (3)	84.19	0.487	12:51:45.375	
3 -	34.525	27.240	1:01.765 (1)	84.86		12:52:47.140	
4 -	35.073	27.339	1:02.412	83.98	0.647	12:53:49.552	
5 -	34.651	27.572	1:02.223 (2)	84.23	0.458	12:54:51.775	

P9 40 C		Henry ROSS		Yamaha R6 -			
IDEAL LAP TIME : 1:01.155		BEST LAP TIME : 1:01.419		DIFFERENCE : 0.264			
LAP	SECTOR 1	SECTOR 2	LAP TIME	MPH	DIFF	TIME OF DAY	
1 -		27.176	1:06.850	78.40	5.431	12:50:40.045	
2 -	34.319	33.061	1:07.380	77.79	5.961	12:51:47.425	
3 -	34.768	26.959	1:01.727 (3)	84.91	0.308	12:52:49.152	
4 -	34.208	27.211	1:01.419 (1)	85.34		12:53:50.571	
5 -	34.196	27.266	1:01.462 (2)	85.28	0.043	12:54:52.033	

P10 87		Keith POVAH		Yamaha R6 - @crap.sack give us a follow!			
IDEAL LAP TIME : 1:01.743		BEST LAP TIME : 1:02.424		DIFFERENCE : 0.681			
LAP	SECTOR 1	SECTOR 2	LAP TIME	MPH	DIFF	TIME OF DAY	
1 -		27.886	1:10.253	74.60	7.829	12:50:43.448	
2 -	35.134	27.342	1:02.476 (2)	83.89	0.052	12:51:45.924	
3 -	35.116	27.770	1:02.886	83.35	0.462	12:52:48.810	
4 -	34.401	28.186	1:02.587 (3)	83.74	0.163	12:53:51.397	
5 -	34.871	27.553	1:02.424 (1)	83.96		12:54:53.821	

P11 95		Grant ROBERTSON		Yamaha R6 - Westcountry Windings			
IDEAL LAP TIME : 1:01.246		BEST LAP TIME : 1:01.373		DIFFERENCE : 0.127			
LAP	SECTOR 1	SECTOR 2	LAP TIME	MPH	DIFF	TIME OF DAY	
1 -		26.969	1:06.500	78.82	5.127	12:50:39.695	
2 -	34.438	27.223	1:01.661 (2)	85.00	0.288	12:51:41.356	
3 -	34.475	27.347	1:01.822 (3)	84.78	0.449	12:52:43.178	
4 -	34.708	27.498	1:02.206	84.26	0.833	12:53:45.384	
5 -	34.277	27.096	1:01.373 (1)	85.40		12:54:46.757	

P12 51		Ross CLARKE		Kawasaki ZX600RR - Ross clarke Farriery			
IDEAL LAP TIME : 1:02.997		BEST LAP TIME : 1:03.376		DIFFERENCE : 0.379			
LAP	SECTOR 1	SECTOR 2	LAP TIME	MPH	DIFF	TIME OF DAY	
1 -		27.947	1:10.725	74.11	7.349	12:50:43.920	
2 -	35.050	28.326	1:03.376 (1)	82.70		12:51:47.296	
3 -	35.104	28.561	1:03.665 (2)	82.33	0.289	12:52:50.961	
4 -	35.998	29.148	1:05.146 (3)	80.45	1.770	12:53:56.107	

BMCRC - MRO Championships 2023 - Rnd 2 @ Pembrey

DART Motorsport MRO 600 inc Clubman 600 & GP2/EVO

RACE 12 - SECTOR ANALYSIS



SECTOR 1 = FL to I1, SECTOR 2 = I1 to FL, DIFF = Difference To Personal Best Lap, P = Crossed Finish Line in Pit Lane, D = Time Disallowed

P13 661 EVO		Cameron HARRIS		Triumph 675R - Harris / Tony Scott Motorsport		
IDEAL LAP TIME : 1:03.417		BEST LAP TIME : 1:03.508		DIFFERENCE : 0.091		
LAP	SECTOR 1	SECTOR 2	LAP TIME	MPH	DIFF	TIME OF DAY
1 -		28.403	1:11.540	73.26	8.032	12:50:44.735
2 -	35.722	27.922	1:03.644 (2)	82.35	0.136	12:51:48.379
3 -	35.495	28.013	1:03.508 (1)	82.53		12:52:51.887
4 -	35.596	28.672	1:04.268 (3)	81.55	0.760	12:53:56.155

P14 81		Fred McMULLAN		Kawasaki ZX636 - Orwell Motorcycles ipswich		
IDEAL LAP TIME : 1:03.413		BEST LAP TIME : 1:03.577		DIFFERENCE : 0.164		
LAP	SECTOR 1	SECTOR 2	LAP TIME	MPH	DIFF	TIME OF DAY
1 -		28.009	1:11.529	73.27	7.952	12:50:44.724
2 -	36.066	27.962	1:04.028 (2)	81.86	0.451	12:51:48.752
3 -	35.708	27.869	1:03.577 (1)	82.44		12:52:52.329
4 -	35.544	28.538	1:04.082 (3)	81.79	0.505	12:53:56.411

P15 168 C		Aaron DALRYMPLE		YAMAHA R6 - Team Blumpkin Racing		
IDEAL LAP TIME : 1:03.510		BEST LAP TIME : 1:03.575		DIFFERENCE : 0.065		
LAP	SECTOR 1	SECTOR 2	LAP TIME	MPH	DIFF	TIME OF DAY
1 -		28.341	1:12.159	72.63	8.584	12:50:45.354
2 -	35.846	28.011	1:03.857 (3)	82.08	0.282	12:51:49.211
3 -	35.583	27.992	1:03.575 (1)	82.44		12:52:52.786
4 -	35.518	28.223	1:03.741 (2)	82.23	0.166	12:53:56.527

P16 129 C		David JAMES		Yamaha R6 -		
IDEAL LAP TIME : 1:03.579		BEST LAP TIME : 1:03.756		DIFFERENCE : 0.177		
LAP	SECTOR 1	SECTOR 2	LAP TIME	MPH	DIFF	TIME OF DAY
1 -		28.608	1:13.031	71.77	9.275	12:50:46.226
2 -	35.999	28.118	1:04.117 (3)	81.75	0.361	12:51:50.343
3 -	35.461	28.450	1:03.911 (2)	82.01	0.155	12:52:54.254
4 -	35.531	28.225	1:03.756 (1)	82.21		12:53:58.010

P17 2		Andy GILL		TBC -		
IDEAL LAP TIME : 1:03.403		BEST LAP TIME : 1:03.403		DIFFERENCE : 0.000		
LAP	SECTOR 1	SECTOR 2	LAP TIME	MPH	DIFF	TIME OF DAY
1 -		28.447	1:12.682	72.11	9.279	12:50:45.877
2 -	35.861	28.633	1:04.494 (2)	81.27	1.091	12:51:50.371
3 -	35.985	28.826	1:04.811 (3)	80.87	1.408	12:52:55.182
4 -	35.555	27.848	1:03.403 (1)	82.67		12:53:58.585

P18 22 C		Toby TRUNDLE		Yamaha R6 - Harris Motorcycles / A. Harland Race Services		
IDEAL LAP TIME : 1:04.387		BEST LAP TIME : 1:04.453		DIFFERENCE : 0.066		
LAP	SECTOR 1	SECTOR 2	LAP TIME	MPH	DIFF	TIME OF DAY
1 -		29.100	1:14.046	70.78	9.593	12:50:47.241
2 -	36.240	28.602	1:04.842 (2)	80.83	0.389	12:51:52.083
3 -	35.929	28.968	1:04.897 (3)	80.76	0.444	12:52:56.980
4 -	35.785	28.668	1:04.453 (1)	81.32		12:54:01.433

P19 48 C		Max HALL		Yamaha R6 - Hall's Carpentry Bristol & Bath		
IDEAL LAP TIME : 1:06.605		BEST LAP TIME : 1:06.910		DIFFERENCE : 0.305		
LAP	SECTOR 1	SECTOR 2	LAP TIME	MPH	DIFF	TIME OF DAY
1 -		29.761	1:15.033	69.85	8.123	12:50:48.228
2 -	37.654	29.256	1:06.910 (1)	78.33		12:51:55.138
3 -	37.572	30.140	1:07.712 (3)	77.41	0.802	12:53:02.850
4 -	38.087	29.456	1:07.543 (2)	77.60	0.633	12:54:10.393

BMCRC - MRO Championships 2023 - Rnd 2 @ Pembrey

DART Motorsport MRO 600 inc Clubman 600 & GP2/EVO

RACE 12 - SECTOR ANALYSIS



SECTOR 1 = FL to I1, SECTOR 2 = I1 to FL, DIFF = Difference To Personal Best Lap, P = Crossed Finish Line in Pit Lane, D = Time Disallowed

P20		15 C		Dale BREW		Triumph 675 - Ayre Mowers Ltd	
IDEAL LAP TIME : 1:11.328		BEST LAP TIME : 1:11.652		DIFFERENCE : 0.324			
LAP	SECTOR 1	SECTOR 2	LAP TIME	MPH	DIFF	TIME OF DAY	
1 -		31.644	1:18.803	66.51	7.151	12:50:51.998	
2 -	39.837	31.815	1:11.652 (1)	73.15		12:52:03.650	
3 -	39.684	33.076	1:12.760 (3)	72.03	1.108	12:53:16.410	
4 -	40.032	31.779	1:11.811 (2)	72.99	0.159	12:54:28.221	

P21		37		Alex LATHAM		Kawasaki ZX6R - BR-8 / McCrash Racing	
IDEAL LAP TIME : 1:01.173		BEST LAP TIME : 1:01.173		DIFFERENCE : 0.000			
LAP	SECTOR 1	SECTOR 2	LAP TIME	MPH	DIFF	TIME OF DAY	
1 -		27.266	1:07.330	77.84	6.157	12:50:40.525	
2 -	35.080	27.113	1:02.193 (3)	84.27	1.020	12:51:42.718	
3 -	34.731	27.180	1:01.911 (2)	84.66	0.738	12:52:44.629	
4 -	34.066	27.107	1:01.173 (1)	85.68		12:53:45.802	

P22		212		Matt PALLETT		Yamaha R6 - BDA Chartered Architects	
IDEAL LAP TIME : 1:01.767		BEST LAP TIME : 1:02.070		DIFFERENCE : 0.303			
LAP	SECTOR 1	SECTOR 2	LAP TIME	MPH	DIFF	TIME OF DAY	
1 -		27.315	1:08.693	76.30	6.623	12:50:41.888	
2 -	34.880	27.190	1:02.070 (1)	84.44		12:51:43.958	

BMCRC - MRO Championships 2023 - Rnd 2 @ Pembrey

DART Motorsport MRO 600 inc Clubman 600 & GP2/EVO

RACE 12 - BEST SECTORS

SECTOR 1			SECTOR 2			IDEAL / BEST COMPARISON						
POS	NO	NAME	TIME	NO	NAME	TIME	POS	NO	NAME	IDEAL	BEST	DIFF
									PERFECT LAP	58.720		
1	47	SEABRIGHT	32.722	47	SEABRIGHT	25.998	1	47	SEABRIGHT	58.720	58.765	0.045
2	36	FOWLE	34.018	36	FOWLE	26.569	2	36	FOWLE	1:00.587	1:00.587	0.000
3	128	HOARE	34.047	128	HOARE	26.816	3	128	HOARE	1:00.863	1:01.184	0.321
4	3	LAMBDEN	34.050	3	LAMBDEN	26.896	4	3	LAMBDEN	1:00.946	1:00.946	0.000
5	37	LATHAM	34.066	40	ROSS	26.959	5	40	ROSS	1:01.155	1:01.419	0.264
6	40	ROSS	34.196	95	ROBERTSON	26.969	6	37	LATHAM	1:01.173	1:01.173	0.000
7	95	ROBERTSON	34.277	80	CREASEY	26.982	7	95	ROBERTSON	1:01.246	1:01.373	0.127
8	14	MUIR	34.296	14	MUIR	27.106	8	14	MUIR	1:01.402	1:01.638	0.236
9	87	POVAH	34.401	37	LATHAM	27.107	9	87	POVAH	1:01.743	1:02.424	0.681
10	91	HIRST	34.525	35	DICKINSON	27.154	10	91	HIRST	1:01.765	1:01.765	0.000
11	212	PALLET	34.577	212	PALLET	27.190	11	212	PALLET	1:01.767	1:02.070	0.303
12	80	CREASEY	34.852	91	HIRST	27.240	12	80	CREASEY	1:01.834	1:01.834	0.000
13	35	DICKINSON	34.896	87	POVAH	27.342	13	35	DICKINSON	1:02.050	1:02.050	0.000
14	51	CLARKE	35.050	2	GILL	27.848	14	51	CLARKE	1:02.997	1:03.376	0.379
15	129	JAMES	35.461	81	McMULLAN	27.869	15	2	GILL	1:03.403	1:03.403	0.000
16	661	HARRIS	35.495	661	HARRIS	27.922	16	81	McMULLAN	1:03.413	1:03.577	0.164
17	168	DALRYMPLE	35.518	51	CLARKE	27.947	17	661	HARRIS	1:03.417	1:03.508	0.091
18	81	McMULLAN	35.544	168	DALRYMPLE	27.992	18	168	DALRYMPLE	1:03.510	1:03.575	0.065
19	2	GILL	35.555	129	JAMES	28.118	19	129	JAMES	1:03.579	1:03.756	0.177
20	22	TRUNDLE	35.785	22	TRUNDLE	28.602	20	22	TRUNDLE	1:04.387	1:04.453	0.066
21	48	HALL	37.349	48	HALL	29.256	21	48	HALL	1:06.605	1:06.910	0.305
22	15	BREW	39.684	15	BREW	31.644	22	15	BREW	1:11.328	1:11.652	0.324

BMCRC - MRO Championships 2023 - Rnd 2 @ Pembrey
DART Motorsport MRO 600 inc Clubman 600 & GP2/EVO
RACE 12 - STATISTICS

Competitors Started 22
Planned Start 2023-04-09 @ 13:40:00.000
Actual Start 2023-04-09 @ 12:49:33.194
Finish Time
Track Length 1.4560mi.
Total Laps 97
Total Distance Covered 141.2320mi.

Session Fastest Lap History

NO	CL	NAME	LAP TIME	TIME OF DAY	LAP	VEHICLE
47		Fenton SEABRIGHT	59.194	12:51:36.166	2	Yamaha R6
47		Fenton SEABRIGHT	58.765	12:54:34.104	5	Yamaha R6

Session Leader History

NO	CL	NAME	FROM LAP	LAPS LED	DISTANCE	VEHICLE
47		Fenton SEABRIGHT	1	5	7.28 miles	Yamaha R6

Flag History

TYPE	TIME OF DAY
GREEN	12:49:33.194
RED	12:54:58.799

Flag Statistics

TYPE	COUNT	TOTAL LAPS	TOTAL TIME
Green	1	5	5:25.604
Red	1	0	5:19.192
Safety Car	0	0	0.000
FCY	0	0	0.000

BMCRC - MRO Championships 2023 - Rnd 2 @ Pembrey
DART Motorsport MRO 600 inc Clubman 600 & GP2/EVO
RACE 12 - STATISTICS

CLASS :

13 Starters

Fastest Lap History

NO	NAME	LAP TIME	TIME OF DAY	LAP	VEHICLE
47	Fenton SEABRIGHT	59.194	12:51:36.166	2	Yamaha R6
47	Fenton SEABRIGHT	58.765	12:54:34.104	5	Yamaha R6

Leader History

NO	NAME	FROM LAP	LAPS LED	DISTANCE	VEHICLE
47	Fenton SEABRIGHT	1	5	7.28 miles	Yamaha R6

BMCRC - MRO Championships 2023 - Rnd 2 @ Pembrey
DART Motorsport MRO 600 inc Clubman 600 & GP2/EVO
RACE 12 - STATISTICS

CLASS : C

8 Starters

Fastest Lap History

NO	NAME	LAP TIME	TIME OF DAY	LAP	VEHICLE
14	Jack MUIR	1:02.260	12:51:44.504	2	Kawasaki ZX636
91	Sam HIRST	1:02.252	12:51:45.402	2	Kawasaki 636
14	Jack MUIR	1:01.638	12:52:46.178	3	Kawasaki ZX636
40	Henry ROSS	1:01.419	12:53:50.597	4	Yamaha R6

Leader History

NO	NAME	FROM LAP	LAPS LED	DISTANCE	VEHICLE
40	Henry ROSS	1	1	1.45 miles	Yamaha R6
14	Jack MUIR	2	4	5.82 miles	Kawasaki ZX636

BMCRC - MRO Championships 2023 - Rnd 2 @ Pembrey
DART Motorsport MRO 600 inc Clubman 600 & GP2/EVO
RACE 12 - STATISTICS

CLASS : EVO

1 Starters

Fastest Lap History

NO	NAME	LAP TIME	TIME OF DAY	LAP	VEHICLE
661	Cameron HARRIS	1:03.644	12:51:48.389	2	Triumph 675R
661	Cameron HARRIS	1:03.508	12:52:51.896	3	Triumph 675R

Leader History

NO	NAME	FROM LAP	LAPS LED	DISTANCE	VEHICLE
661	Cameron HARRIS	1	4	5.82 miles	Triumph 675R

**Properly
Protected**

.GO.UK



MRO MINITWINS & BMCRC ROOKIE MINITWINS

Supported by Properly Protected



BMCRC-MRO Championships - Round 2

Pembrey

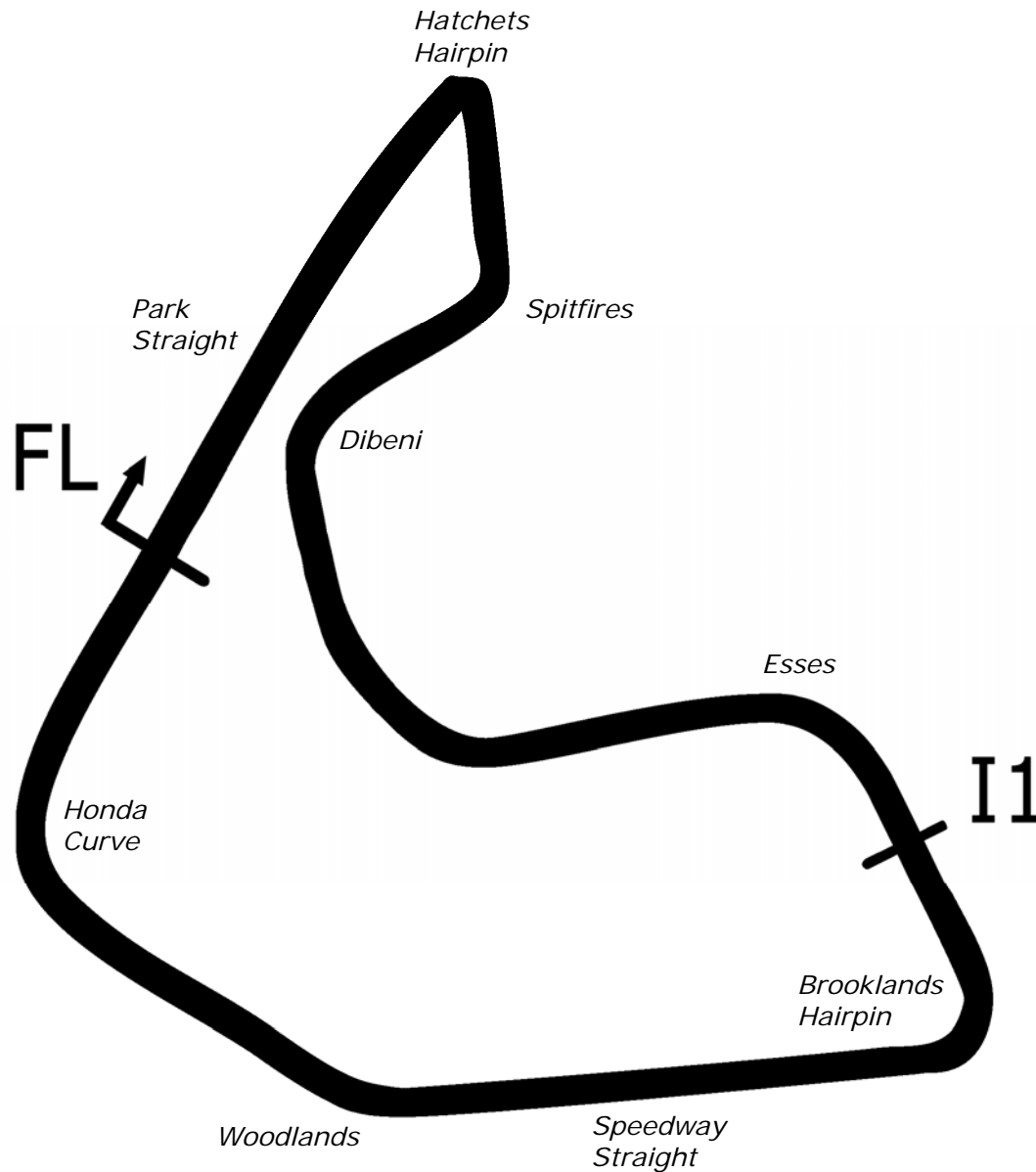
8th / 9th April 2023



Timing & Results Provided by Timing Solutions Ltd

www.tsl-timing.com

Pembrey National



Length	1.4560 miles	2343.2 m	
FL		51.70587 N	4.32386 W
I1	1223m	51.70430 N	4.31667 W
Pit Entry	2067m	51.70391 N	4.32452 W
Pit Exit	100m after FL	51.70664 N	4.32301 W
Pit Entry–Pit Exit	337m, 24.3s @50kph,	20.2s @60kph	

All results available at www.tsl-timing.com

BMCR - MRO Championships 2023 - Rnd 2 @ Pembrey



MRO Minitwins & BMCR Rookie Minitwins

QUALIFYING - CLASSIFICATION

POS	NO	CL	PIC NAME	ENTRY	TIME	ON	LAPS	GAP	DIFF	MPH
1	1		1 David TWYFORD	Suzuki SV650 - MHP, IMP Racing	1:04.243	4	11			81.59
2	5		2 Barry MANTELL	Suzuki SV650 S - Swedish car connection	1:05.300	5	10	1.057	1.057	80.26
3	58		3 Stacey KILLWORTH	Suzuki SV650 - Greenplant/Everns	1:05.800	10	10	1.557	0.500	79.65
4	19		4 Kevin LILLEY	Suzuki SV650 - Trafalgar Cleaning Eqpt. / Steve Jordar	1:06.082	6	10	1.839	0.282	79.31
5	21	RMT	1 Toby FINNIS	Suzuki SV650 - NOKA RACING - PRIME/TWT	1:06.695	6	10	2.452	0.613	78.59
6	3		5 Oliver ARBON	Suzuki SV650 - tt plumbing and heating	1:07.258	9	10	3.015	0.563	77.93
7	99		6 Lee ELLIS	Suzuki SV650 - ATP Motorsport	1:07.293	10	10	3.050	0.035	77.89
8	191		7 Justin GRACE	Suzuki SV650 - G-Race Motorsports	1:08.689	8	9	4.446	1.396	76.30
9	81		8 Malvern MAY	Suzuki SV650 - IMP racing	1:08.762	9	9	4.519	0.073	76.22
10	73		9 Esteban LECOQ	Suzuki SV650 -	1:09.105	9	10	4.862	0.343	75.84
11	15	RMT	2 James SVENSEN	Suzuki SV650S -	1:09.235	6	10	4.992	0.130	75.70
12	93		10 Tony BOTTO	Suzuki SV 650 - TB Motorcycles	1:09.493	9	10	5.250	0.258	75.42
13	167	RMT	3 Terry SMITH	Suzuki SV650 - IMP Racing	1:09.587	10	10	5.344	0.094	75.32
14	666	RMT	4 James LLEWELLYN	Suzuki SV650 - Tough Films Ltd	1:09.836	10	10	5.593	0.249	75.05
15	127	RMT	5 Matthew CHAM	Ducati MONSTER 696 - In development	1:10.460	4	8	6.217	0.624	74.39
16	67	RMT	6 Simon HARVEY	Suzuki SV650 - Kids Inheritance (Sorry)	1:11.400	8	9	7.157	0.940	73.41
17	47		11 Tristan BOHANAN	Suzuki SV 650 -	1:13.454	5	6	9.211	2.054	71.35
18	777	RMT	7 Richard HIRST	Suzuki SV650 - Northern garage conversion	1:13.776	5	9	9.533	0.322	71.04
19	910	RMT	8 Harry GOWER	Suzuki SV650 - RightGear Motorcycles			0			

Weather / Track : Bright / Dry

These results are provisional until the conclusion of any judicial and technical matters.

Pembrey National: 1.4560 miles
Date: 08/04/2023 Start: 10:48 Finish: 11:06

Clerk Of Course :

Stewards :

Timekeeper : Sarah Evans

Results can be found at www.tsl-timing.com

Printed - 11:08 Saturday, 08 April 2023



BMCRC - MRO Championships 2023 - Rnd 2 @ Pembrey

MRO Minitwins & BMCRC Rookie Minitwins

QUALIFYING - SECTOR ANALYSIS



SECTOR 1 = FL to I1, SECTOR 2 = I1 to FL, DIFF = Difference To Personal Best Lap, P = Crossed Finish Line in Pit Lane, D = Time Disallowed

P1		1		David TWYFORD		Suzuki SV650 - MHP, IMP Racing	
IDEAL LAP TIME : 1:04.013		BEST LAP TIME : 1:04.243		DIFFERENCE : 0.230			
LAP	SECTOR 1	SECTOR 2	LAP TIME	MPH	DIFF	TIME OF DAY	
1 -	41.148	31.503	1:12.651	72.14	8.408	10:49:38.253	
2 -		29.399	8:13.758	10.61	7:09.515	10:57:52.011	
3 -	36.321	28.341	1:04.662	81.06	0.419	10:58:56.673	
4 -	35.833	28.410	1:04.243 (1)	81.59		11:00:00.916	
5 -	35.777	28.647	1:04.424 (2)	81.36	0.181	11:01:05.340	
6 -	36.391	28.756	1:05.147	80.45	0.904	11:02:10.487	
7 -	35.944	28.784	1:04.728	80.97	0.485	11:03:15.215	
8 -	37.783	29.415	1:07.198	78.00	2.955	11:04:22.413	
9 -	35.961	28.481	1:04.442 (3)	81.33	0.199	11:05:26.855	
10 -	36.383	28.236	1:04.619	81.11	0.376	11:06:31.474	
11 -	40.148	IN PIT	1:32.451 P	56.69	28.208	11:08:03.925	

P2		5		Barry MANTELL		Suzuki SV650 S - Swedish car connection	
IDEAL LAP TIME : 1:05.105		BEST LAP TIME : 1:05.300		DIFFERENCE : 0.195			
LAP	SECTOR 1	SECTOR 2	LAP TIME	MPH	DIFF	TIME OF DAY	
1 -	39.298	30.693	1:09.991	74.88	4.691	10:49:32.592	
2 -		30.510	8:24.056	10.39	7:18.756	10:57:56.648	
3 -	37.426	29.032	1:06.458	78.87	1.158	10:59:03.106	
4 -	37.146	29.681	1:06.827	78.43	1.527	11:00:09.933	
5 -	36.373	28.927	1:05.300 (1)	80.26		11:01:15.233	
6 -	36.257	29.218	1:05.475 (2)	80.05	0.175	11:02:20.708	
7 -	37.184	29.206	1:06.390	78.95	1.090	11:03:27.098	
8 -	37.220	31.007	1:08.227	76.82	2.927	11:04:35.325	
9 -	36.680	28.848	1:05.528 (3)	79.99	0.228	11:05:40.853	
10 -	36.595	29.988	1:06.583	78.72	1.283	11:06:47.436	

P3		58		Stacey KILLWORTH		Suzuki SV650 - Greenplant/Everns	
IDEAL LAP TIME : 1:05.794		BEST LAP TIME : 1:05.800		DIFFERENCE : 0.006			
LAP	SECTOR 1	SECTOR 2	LAP TIME	MPH	DIFF	TIME OF DAY	
1 -	41.024	30.738	1:11.762	73.04	5.962	10:49:37.668	
2 -		30.016	8:27.204	10.33	7:21.404	10:58:04.872	
3 -	37.880	29.567	1:07.447	77.71	1.647	10:59:12.319	
4 -	38.273	30.487	1:08.760	76.23	2.960	11:00:21.079	
5 -	37.961	29.757	1:07.718	77.40	1.918	11:01:28.797	
6 -	37.227	29.581	1:06.808	78.45	1.008	11:02:35.605	
7 -	37.319	29.503	1:06.822	78.44	1.022	11:03:42.427	
8 -	36.739	29.565	1:06.304 (2)	79.05	0.504	11:04:48.731	
9 -	36.808	29.606	1:06.414 (3)	78.92	0.614	11:05:55.145	
10 -	36.291	29.509	1:05.800 (1)	79.65		11:07:00.945	

P4		19		Kevin LILLEY		Suzuki SV650 - Trafalgar Cleaning Eqpt. / Steve Jordan Motorcy	
IDEAL LAP TIME : 1:06.027		BEST LAP TIME : 1:06.082		DIFFERENCE : 0.055			
LAP	SECTOR 1	SECTOR 2	LAP TIME	MPH	DIFF	TIME OF DAY	
1 -	40.745	30.943	1:11.688	73.11	5.606	10:49:37.430	
2 -		29.462	8:16.357	10.56	7:10.275	10:57:53.787	
3 -	37.532	30.094	1:07.626	77.50	1.544	10:59:01.413	
4 -	37.053	29.466	1:06.519	78.79	0.437	11:00:07.932	
5 -	37.197	29.306	1:06.503	78.81	0.421	11:01:14.435	
6 -	36.831	29.251	1:06.082 (1)	79.31		11:02:20.517	
7 -	37.146	29.196	1:06.342 (3)	79.00	0.260	11:03:26.859	
8 -	37.249	29.496	1:06.745	78.53	0.663	11:04:33.604	
9 -	36.895	29.432	1:06.327 (2)	79.02	0.245	11:05:39.931	
10 -	37.248	29.797	1:07.045	78.18	0.963	11:06:46.976	

BMCRC - MRO Championships 2023 - Rnd 2 @ Pembrey

MRO Minitwins & BMCRC Rookie Minitwins

QUALIFYING - SECTOR ANALYSIS



SECTOR 1 = FL to I1, SECTOR 2 = I1 to FL, DIFF = Difference To Personal Best Lap, P = Crossed Finish Line in Pit Lane, D = Time Disallowed

P5		21 RMT		Toby FINNIS		Suzuki SV650 - NOKA RACING - PRIME/TWT	
IDEAL LAP TIME : 1:06.501		BEST LAP TIME : 1:06.695		DIFFERENCE : 0.194			
LAP	SECTOR 1	SECTOR 2	LAP TIME	MPH	DIFF	TIME OF DAY	
1 -	41.338	31.255	1:12.593	72.20	5.898	10:49:38.788	
2 -		30.004	8:14.839	10.59	7:08.144	10:57:53.627	
3 -	38.413	30.121	1:08.534	76.48	1.839	10:59:02.161	
4 -	37.947	30.124	1:08.071	77.00	1.376	11:00:10.232	
5 -	37.750	29.662	1:07.412	77.75	0.717	11:01:17.644	
6 -	37.354	29.341	1:06.695 (1)	78.59		11:02:24.339	
7 -	37.698	29.352	1:07.050	78.17	0.355	11:03:31.389	
8 -	37.370	29.511	1:06.881 (3)	78.37	0.186	11:04:38.270	
9 -	37.728	30.717	1:08.445	76.58	1.750	11:05:46.715	
10 -	37.160	29.646	1:06.806 (2)	78.46	0.111	11:06:53.521	

P6		3		Oliver ARBON		Suzuki SV650 - tt plumbing and heating	
IDEAL LAP TIME : 1:07.258		BEST LAP TIME : 1:07.258		DIFFERENCE : 0.000			
LAP	SECTOR 1	SECTOR 2	LAP TIME	MPH	DIFF	TIME OF DAY	
1 -	41.289	32.075	1:13.364	71.44	6.106	10:49:44.639	
2 -		31.616	8:16.956	10.54	7:09.698	10:58:01.595	
3 -	38.934	30.823	1:09.757	75.14	2.499	10:59:11.352	
4 -	39.119	31.224	1:10.343	74.51	3.085	11:00:21.695	
5 -	38.597	30.308	1:08.905	76.06	1.647	11:01:30.600	
6 -	37.965	29.835	1:07.800 (2)	77.30	0.542	11:02:38.400	
7 -	38.432	29.848	1:08.280	76.76	1.022	11:03:46.680	
8 -	37.954	30.347	1:08.301	76.74	1.043	11:04:54.981	
9 -	37.643	29.615	1:07.258 (1)	77.93		11:06:02.239	
10 -	37.964	30.002	1:07.966 (3)	77.12	0.708	11:07:10.205	

P7		99		Lee ELLIS		Suzuki SV650 - ATP Motorsport	
IDEAL LAP TIME : 1:07.207		BEST LAP TIME : 1:07.293		DIFFERENCE : 0.086			
LAP	SECTOR 1	SECTOR 2	LAP TIME	MPH	DIFF	TIME OF DAY	
1 -	39.641	30.900	1:10.541	74.30	3.248	10:49:32.484	
2 -		30.746	8:23.858	10.40	7:16.565	10:57:56.342	
3 -	38.284	30.058	1:08.342	76.69	1.049	10:59:04.684	
4 -	37.945	30.181	1:08.126	76.93	0.833	11:00:12.810	
5 -	37.784	29.859	1:07.643	77.48	0.350	11:01:20.453	
6 -	38.287	29.920	1:08.207	76.84	0.914	11:02:28.660	
7 -	38.161	29.828	1:07.989	77.09	0.696	11:03:36.649	
8 -	37.832	29.743	1:07.575 (3)	77.56	0.282	11:04:44.224	
9 -	37.711	29.801	1:07.512 (2)	77.63	0.219	11:05:51.736	
10 -	37.464	29.829	1:07.293 (1)	77.89		11:06:59.029	

P8		191		Justin GRACE		Suzuki SV650 - G-Race Motorsports	
IDEAL LAP TIME : 1:08.689		BEST LAP TIME : 1:08.689		DIFFERENCE : 0.000			
LAP	SECTOR 1	SECTOR 2	LAP TIME	MPH	DIFF	TIME OF DAY	
1 -	59.557	IN PIT	8:05.855 P	10.78	6:57.166	10:56:42.090	
2 -		34.629	1:43.700	50.54	35.011	10:58:25.790	
3 -	40.763	32.823	1:13.586	71.23	4.897	10:59:39.376	
4 -	39.657	31.116	1:10.773	74.06	2.084	11:00:50.149	
5 -	40.148	31.240	1:11.388	73.42	2.699	11:02:01.537	
6 -	39.481	30.900	1:10.381 (3)	74.47	1.692	11:03:11.918	
7 -	39.429	31.001	1:10.430	74.42	1.741	11:04:22.348	
8 -	38.036	30.653	1:08.689 (1)	76.30		11:05:31.037	
9 -	39.019	31.124	1:10.143 (2)	74.72	1.454	11:06:41.180	

BMCRC - MRO Championships 2023 - Rnd 2 @ Pembrey

MRO Minitwins & BMCRC Rookie Minitwins

QUALIFYING - SECTOR ANALYSIS



SECTOR 1 = FL to I1, SECTOR 2 = I1 to FL, DIFF = Difference To Personal Best Lap, P = Crossed Finish Line in Pit Lane, D = Time Disallowed

P9 81 Malvern MAY		Suzuki SV650 - IMP racing				
IDEAL LAP TIME : 1:08.762		BEST LAP TIME : 1:08.762		DIFFERENCE : 0.000		
LAP	SECTOR 1	SECTOR 2	LAP TIME	MPH	DIFF	TIME OF DAY
1 -			9:18.734	9.38	8:09.972	10:58:08.219
2 -			1:10.924	73.90	2.162	10:59:19.143
3 -			1:10.268	74.59	1.506	11:00:29.411
4 -	39.195	30.811	1:10.006	74.87	1.244	11:01:39.417
5 -	39.002	30.910	1:09.912	74.97	1.150	11:02:49.329
6 -	38.855	31.189	1:10.044	74.83	1.282	11:03:59.373
7 -	39.007	30.822	1:09.829 (3)	75.06	1.067	11:05:09.202
8 -	38.613	31.047	1:09.660 (2)	75.24	0.898	11:06:18.862
9 -	38.231	30.531	1:08.762 (1)	76.22		11:07:27.624

P10 73 Esteban LECOQ		Suzuki SV650 -				
IDEAL LAP TIME : 1:08.778		BEST LAP TIME : 1:09.105		DIFFERENCE : 0.327		
LAP	SECTOR 1	SECTOR 2	LAP TIME	MPH	DIFF	TIME OF DAY
1 -	41.001	32.059	1:13.060	71.74	3.955	10:49:38.398
2 -		31.985	8:20.598	10.47	7:11.493	10:57:58.996
3 -	40.094	31.595	1:11.689	73.11	2.584	10:59:10.685
4 -	39.524	32.241	1:11.765	73.03	2.660	11:00:22.450
5 -	38.660	30.627	1:09.287 (2)	75.65	0.182	11:01:31.737
6 -	38.309	31.407	1:09.716	75.18	0.611	11:02:41.453
7 -	38.521	30.898	1:09.419 (3)	75.50	0.314	11:03:50.872
8 -	38.592	31.271	1:09.863	75.02	0.758	11:05:00.735
9 -	38.151	30.954	1:09.105 (1)	75.84		11:06:09.840
10 -	39.972	IN PIT	1:41.391 P	51.69	32.286	11:07:51.231

P11 15 RMT James SVENSEN		Suzuki SV650S -				
IDEAL LAP TIME : 1:08.820		BEST LAP TIME : 1:09.235		DIFFERENCE : 0.415		
LAP	SECTOR 1	SECTOR 2	LAP TIME	MPH	DIFF	TIME OF DAY
1 -	40.898	31.465	1:12.363	72.43	3.128	10:49:39.749
2 -		32.148	8:31.109	10.25	7:21.874	10:58:10.858
3 -	39.286	30.858	1:10.144	74.72	0.909	10:59:21.002
4 -	39.373	31.177	1:10.550	74.29	1.315	11:00:31.552
5 -	39.288	30.860	1:10.148	74.72	0.913	11:01:41.700
6 -	38.773	30.462	1:09.235 (1)	75.70		11:02:50.935
7 -	38.736	30.525	1:09.261 (2)	75.67	0.026	11:04:00.196
8 -	38.656	30.824	1:09.480	75.44	0.245	11:05:09.676
9 -	38.358	31.020	1:09.378 (3)	75.55	0.143	11:06:19.054
10 -	39.100	30.636	1:09.736	75.16	0.501	11:07:28.790

P12 93 Tony BOTTO		Suzuki SV 650 - TB Motorcycles				
IDEAL LAP TIME : 1:09.242		BEST LAP TIME : 1:09.493		DIFFERENCE : 0.251		
LAP	SECTOR 1	SECTOR 2	LAP TIME	MPH	DIFF	TIME OF DAY
1 -	41.354	33.263	1:14.617	70.24	5.124	10:49:42.203
2 -		32.560	8:28.228	10.31	7:18.735	10:58:10.431
3 -	39.064	31.031	1:10.095 (3)	74.77	0.602	10:59:20.526
4 -	39.612	33.996	1:13.608	71.20	4.115	11:00:34.134
5 -	38.769	31.330	1:10.099	74.77	0.606	11:01:44.233
6 -	39.552	31.559	1:11.111	73.71	1.618	11:02:55.344
7 -	38.518	31.717	1:10.235	74.62	0.742	11:04:05.579
8 -	38.705	31.908	1:10.613	74.22	1.120	11:05:16.192
9 -	38.211	31.282	1:09.493 (1)	75.42		11:06:25.685
10 -	38.512	31.373	1:09.885 (2)	75.00	0.392	11:07:35.570

BMCRC - MRO Championships 2023 - Rnd 2 @ Pembrey

MRO Minitwins & BMCRC Rookie Minitwins

QUALIFYING - SECTOR ANALYSIS



SECTOR 1 = FL to I1, SECTOR 2 = I1 to FL, DIFF = Difference To Personal Best Lap, P = Crossed Finish Line in Pit Lane, D = Time Disallowed

P13 167 RMT Terry SMITH		Suzuki SV650 - IMP Racing					
IDEAL LAP TIME : 1:09.587		BEST LAP TIME : 1:09.587		DIFFERENCE : 0.000			
LAP	SECTOR 1	SECTOR 2	LAP TIME	MPH	DIFF	TIME OF DAY	
1 -	43.211	33.272	1:16.483	68.53	6.896	10:49:45.299	
2 -		32.793	8:22.312	10.43	7:12.725	10:58:07.611	
3 -	39.929	32.053	1:11.982	72.81	2.395	10:59:19.593	
4 -	40.035	31.923	1:11.958	72.84	2.371	11:00:31.551	
5 -	40.156	31.946	1:12.102	72.69	2.515	11:01:43.653	
6 -	39.833	31.555	1:11.388	73.42	1.801	11:02:55.041	
7 -	39.706	31.779	1:11.485	73.32	1.898	11:04:06.526	
8 -	39.179	31.452	1:10.631 (3)	74.21	1.044	11:05:17.157	
9 -	38.660	31.421	1:10.081 (2)	74.79	0.494	11:06:27.238	
10 -	38.502	31.085	1:09.587 (1)	75.32		11:07:36.825	

P14 666 RMT James LLEWELLYN		Suzuki SV650 - Tough Films Ltd					
IDEAL LAP TIME : 1:09.692		BEST LAP TIME : 1:09.836		DIFFERENCE : 0.144			
LAP	SECTOR 1	SECTOR 2	LAP TIME	MPH	DIFF	TIME OF DAY	
1 -	43.286	33.332	1:16.618	68.41	6.782	10:49:51.687	
2 -	51.151	IN PIT	6:46.377 P	12.89	5:36.541	10:56:38.064	
3 -		32.951	1:36.804	54.14	26.968	10:58:14.868	
4 -	41.330	32.394	1:13.724	71.09	3.888	10:59:28.592	
5 -	40.206	31.138	1:11.344	73.46	1.508	11:00:39.936	
6 -	39.179	31.200	1:10.379	74.47	0.543	11:01:50.315	
7 -	39.509	30.905	1:10.414	74.43	0.578	11:03:00.729	
8 -	39.346	30.929	1:10.275 (3)	74.58	0.439	11:04:11.004	
9 -	39.104	30.871	1:09.975 (2)	74.90	0.139	11:05:20.979	
10 -	39.248	30.588	1:09.836 (1)	75.05		11:06:30.815	

P15 127 RMT Matthew CHAM		Ducati MONSTER 696 - In development					
IDEAL LAP TIME : 1:10.336		BEST LAP TIME : 1:10.460		DIFFERENCE : 0.124			
LAP	SECTOR 1	SECTOR 2	LAP TIME	MPH	DIFF	TIME OF DAY	
1 -	44.629	34.300	1:18.929	66.40	8.469	10:49:51.814	
2 -		33.680	8:21.799	10.44	7:11.339	10:58:13.613	
3 -	41.877	32.618	1:14.495	70.36	4.035	10:59:28.108	
4 -	39.239	31.221	1:10.460 (1)	74.39		11:00:38.568	
5 -	39.842	31.736	1:11.578 (3)	73.22	1.118	11:01:50.146	
6 -	41.014	31.725	1:12.739	72.06	2.279	11:03:02.885	
7 -	41.151	31.688	1:12.839	71.96	2.379	11:04:15.724	
8 -	39.115	31.527	1:10.642 (2)	74.19	0.182	11:05:26.366	

P16 67 RMT Simon HARVEY		Suzuki SV650 - Kids Inheritance (Sorry)					
IDEAL LAP TIME : 1:11.252		BEST LAP TIME : 1:11.400		DIFFERENCE : 0.148			
LAP	SECTOR 1	SECTOR 2	LAP TIME	MPH	DIFF	TIME OF DAY	
1 -	44.212	32.985	1:17.197	67.89	5.797	10:49:44.747	
2 -		33.566	8:28.583	10.30	7:17.183	10:58:13.330	
3 -	42.104	32.755	1:14.859	70.01	3.459	10:59:28.189	
4 -	41.402	31.643	1:13.045	71.75	1.645	11:00:41.234	
5 -	40.400	31.363	1:11.763 (2)	73.04	0.363	11:01:52.997	
6 -	40.675	31.631	1:12.306	72.49	0.906	11:03:05.303	
7 -	40.547	31.401	1:11.948 (3)	72.85	0.548	11:04:17.251	
8 -	39.889	31.511	1:11.400 (1)	73.41		11:05:28.651	
9 -	40.994	31.691	1:12.685	72.11	1.285	11:06:41.336	

BMCRC - MRO Championships 2023 - Rnd 2 @ Pembrey

MRO Minitwins & BMCRC Rookie Minitwins

QUALIFYING - SECTOR ANALYSIS



SECTOR 1 = FL to I1, SECTOR 2 = I1 to FL, DIFF = Difference To Personal Best Lap, P = Crossed Finish Line in Pit Lane, D = Time Disallowed

P17 47		Tristan BOHANAN		Suzuki SV 650 -			
IDEAL LAP TIME : 1:13.405		BEST LAP TIME : 1:13.454		DIFFERENCE : 0.049			
LAP	SECTOR 1	SECTOR 2	LAP TIME	MPH	DIFF	TIME OF DAY	
1 -	43.571	34.288	1:17.859	67.32	4.405	10:49:46.802	
2 -		34.171	8:27.805	10.32	7:14.351	10:58:14.607	
3 -	41.774	33.253	1:15.027	69.86	1.573	10:59:29.634	
4 -	41.387	32.474	1:13.861 (2)	70.96	0.407	11:00:43.495	
5 -	40.931	32.523	1:13.454 (1)	71.35		11:01:56.949	
6 -	41.565	32.882	1:14.447 (3)	70.40	0.993	11:03:11.396	

P18 777 RMT		Richard HIRST		Suzuki SV650 - Northern garage conversion			
IDEAL LAP TIME : 1:13.543		BEST LAP TIME : 1:13.776		DIFFERENCE : 0.233			
LAP	SECTOR 1	SECTOR 2	LAP TIME	MPH	DIFF	TIME OF DAY	
1 -		IN PIT	7:58.330 P	10.95	6:44.554	10:56:39.438	
2 -		34.792	1:40.179	52.32	26.403	10:58:19.617	
3 -	42.182	33.347	1:15.529	69.39	1.753	10:59:35.146	
4 -	41.490	33.110	1:14.600	70.26	0.824	11:00:49.746	
5 -	40.815	32.961	1:13.776 (1)	71.04		11:02:03.522	
6 -	41.699	32.911	1:14.610	70.25	0.834	11:03:18.132	
7 -	41.104	34.218	1:15.322	69.58	1.546	11:04:33.454	
8 -	40.954	32.964	1:13.918 (3)	70.91	0.142	11:05:47.372	
9 -	40.632	33.154	1:13.786 (2)	71.03	0.010	11:07:01.158	

BMCRC - MRO Championships 2023 - Rnd 2 @ Pembrey

MRO Minitwins & BMCRC Rookie Minitwins

QUALIFYING - BEST SECTORS

SECTOR 1			SECTOR 2			IDEAL / BEST COMPARISON						
POS	NO	NAME	TIME	NO	NAME	TIME	POS	NO	NAME	IDEAL	BEST	DIFF
									PERFECT LAP	1:04.013		
1	1	TWYFORD	35.777	1	TWYFORD	28.236	1	1	TWYFORD	1:04.013	1:04.243	0.230
2	5	MANTELL	36.257	5	MANTELL	28.848	2	5	MANTELL	1:05.105	1:05.300	0.195
3	58	KILLWORTH	36.291	19	LILLEY	29.196	3	58	KILLWORTH	1:05.794	1:05.800	0.006
4	19	LILLEY	36.831	21	FINNIS	29.341	4	19	LILLEY	1:06.027	1:06.082	0.055
5	21	FINNIS	37.160	58	KILLWORTH	29.503	5	21	FINNIS	1:06.501	1:06.695	0.194
6	99	ELLIS	37.464	3	ARBON	29.615	6	99	ELLIS	1:07.207	1:07.293	0.086
7	3	ARBON	37.643	99	ELLIS	29.743	7	3	ARBON	1:07.258	1:07.258	0.000
8	191	GRACE	38.036	15	SVENSEN	30.462	8	191	GRACE	1:08.689	1:08.689	0.000
9	73	LECOQ	38.151	81	MAY	30.531	9	81	MAY	1:08.762	1:08.762	0.000
10	93	BOTTO	38.211	666	LLEWELLYN	30.588	10	73	LECOQ	1:08.778	1:09.105	0.327
11	81	MAY	38.231	73	LECOQ	30.627	11	15	SVENSEN	1:08.820	1:09.235	0.415
12	15	SVENSEN	38.358	191	GRACE	30.653	12	93	BOTTO	1:09.242	1:09.493	0.251
13	167	SMITH	38.502	93	BOTTO	31.031	13	167	SMITH	1:09.587	1:09.587	0.000
14	666	LLEWELLYN	39.104	167	SMITH	31.085	14	666	LLEWELLYN	1:09.692	1:09.836	0.144
15	127	CHAM	39.115	127	CHAM	31.221	15	127	CHAM	1:10.336	1:10.460	0.124
16	67	HARVEY	39.889	67	HARVEY	31.363	16	67	HARVEY	1:11.252	1:11.400	0.148
17	910	GOWER	40.513	47	BOHANAN	32.474	17	47	BOHANAN	1:13.405	1:13.454	0.049
18	777	HIRST	40.632	777	HIRST	32.911	18	777	HIRST	1:13.543	1:13.776	0.233
19	47	BOHANAN	40.931									

BMCRC - MRO Championships 2023 - Rnd 2 @ Pembrey

MRO Minitwins & BMCRC Rookie Minitwins

QUALIFYING - STATISTICS

Competitors Started	19
Planned Start	2023-04-08 @ 10:59:00.000
Actual Start	2023-04-08 @ 10:48:02.530
Finish Time	2023-04-08 @ 11:06:38.018
Track Length	1.4560mi.
Total Laps	171
Total Distance Covered	248.9760mi.

Session Fastest Lap History

NO	CL	NAME	LAP TIME	TIME OF DAY	LAP	VEHICLE
99		Lee ELLIS	1:10.541	10:49:32.499	1	Suzuki SV650
5		Barry MANTELL	1:09.991	10:49:32.592	1	Suzuki SV650 S
1		David TWYFORD	1:04.662	10:58:56.699	3	Suzuki SV650
1		David TWYFORD	1:04.243	11:00:00.942	4	Suzuki SV650

Flag History

TYPE	TIME OF DAY
GREEN	10:48:02.530
RED	10:49:57.091
GREEN	10:56:37.334
FINISH	11:06:38.018

Flag Statistics

TYPE	COUNT	TOTAL LAPS	TOTAL TIME
Green	2	11	13:38.165
Red	1	0	6:40.243
Safety Car	0	0	0.000
FCY	0	0	0.000

BMCRC - MRO Championships 2023 - Rnd 2 @ Pembrey

MRO Minitwins & BMCRC Rookie Minitwins

QUALIFYING - STATISTICS

CLASS :

11 Starters

Fastest Lap History

NO	NAME	LAP TIME	TIME OF DAY	LAP	VEHICLE
99	Lee ELLIS	1:10.541	10:49:32.499	1	Suzuki SV650
5	Barry MANTELL	1:09.991	10:49:32.592	1	Suzuki SV650 S
1	David TWYFORD	1:04.662	10:58:56.699	3	Suzuki SV650
1	David TWYFORD	1:04.243	11:00:00.942	4	Suzuki SV650

BMCRC - MRO Championships 2023 - Rnd 2 @ Pembrey

MRO Minitwins & BMCRC Rookie Minitwins

QUALIFYING - STATISTICS

CLASS : RMT

8 Starters

Fastest Lap History

NO	NAME	LAP TIME	TIME OF DAY	LAP	VEHICLE
21	Toby FINNIS	1:12.593	10:49:38.813	1	Suzuki SV650
15	James SVENSEN	1:12.363	10:49:39.761	1	Suzuki SV650S
21	Toby FINNIS	1:08.534	10:59:02.187	3	Suzuki SV650
21	Toby FINNIS	1:08.071	11:00:10.259	4	Suzuki SV650
21	Toby FINNIS	1:07.412	11:01:17.672	5	Suzuki SV650
21	Toby FINNIS	1:06.695	11:02:24.365	6	Suzuki SV650

BMCRC - MRO Championships 2023 - Rnd 2 @ Pembrey



MRO Minitwins & BMCRC Rookie Minitwins

RACE 9 - GRID (8 Laps)

ROW 7	1		1		19	910 Harry GOWER
ROW 6	18	777 Richard HIRST 1:13.776	17	47 Tristan BOHANAN 1:13.454	16	67 Simon HARVEY 1:11.400
ROW 5	15	127 Matthew CHAM 1:10.460	14	666 James LLEWELLYN 1:09.836	13	167 Terry SMITH 1:09.587
ROW 4	12	93 Tony BOTTO 1:09.493	11	15 James SVENSEN 1:09.235	10	73 Esteban LECOQ 1:09.105
ROW 3	9	81 Malvern MAY 1:08.762	8	191 Justin GRACE 1:08.689	7	99 Lee ELLIS 1:07.293
ROW 2	6	3 Oliver ARBON 1:07.258	5	21 Toby FINNIS 1:06.695	4	19 Kevin LILLEY 1:06.082
ROW 1	3	58 Stacey KILLWORTH 1:05.800	2	5 Barry MANTELL 1:05.300	1	1 David TWYFORD 1:04.243
Pole						

Pembrey National: 1.4560 miles

These results are provisional until the conclusion of any judicial and technical matters.

Clerk Of Course :	Stewards :	Timekeeper : Sarah Evans
-------------------	------------	--------------------------

Results can be found at www.tsl-timing.com

Printed - 11:11 Saturday, 08 April 2023



BMCRC - MRO Championships 2023 - Rnd 2 @ Pembrey



MRO Minitwins & BMCRC Rookie Minitwins

RACE 9 - CLASSIFICATION

POS	NO	CL	PIC NAME	ENTRY	LAPS	TIME	GAP	DIFF	MPH	BEST	ON
1	1		1 David TWYFORD	Suzuki SV650 - MHP, IMP Racing	8	8:36.061			81.25	1:03.653	2
2	19		2 Kevin LILLEY	Suzuki SV650 - Trafalgar Cleaning Eqpt. / Steve Jorr	8	8:45.491	9.430	9.430	79.79	1:04.723	4
3	5		3 Barry MANTELL	Suzuki SV650 S - Swedish car connection	8	8:49.036	12.975	3.545	79.26	1:04.884	2
4	58*		4 Stacey KILLWORTH	Suzuki SV650 - Greenplant/Everns	8	8:56.847	20.786	7.811	78.10	1:06.121	5
5	99		5 Lee ELLIS	Suzuki SV650 - ATP Motorsport	8	8:59.220	23.159	2.373	77.76	1:06.148	7
6	21	RMT	1 Toby FINNIS	Suzuki SV650 - NOKA RACING - PRIME/TWT	8	8:59.437	23.376	0.217	77.73	1:06.075	7
7	3		6 Oliver ARBON	Suzuki SV650 - tt plumbing and heating	8	9:17.351	41.290	17.914	75.23	1:06.937	8
8	73		7 Esteban LECOQ	Suzuki SV650 -	8	9:18.932	42.871	1.581	75.02	1:08.583	3
9	81		8 Malvern MAY	Suzuki SV650 - IMP racing	8	9:19.129	43.068	0.197	74.99	1:07.127	7
10	15	RMT	2 James SVENSEN	Suzuki SV650S -	8	9:19.271	43.210	0.142	74.97	1:08.224	8
11	127	RMT	3 Matthew CHAM	Ducati MONSTER 696 - In development	8	9:21.650	45.589	2.379	74.65	1:08.839	8
12	67	RMT	4 Simon HARVEY	Suzuki SV650 - Kids Inheritance (Sorry)	8	9:28.143	52.082	6.493	73.80	1:09.372	4
13	93		9 Tony BOTTO	Suzuki SV 650 - TB Motorcycles	8	9:28.310	52.249	0.167	73.78	1:08.695	7
14	47		10 Tristan BOHANAN	Suzuki SV 650 -	8	9:28.822	52.761	0.512	73.71	1:08.745	6
15	666	RMT	5 James LLEWELLYN	Suzuki SV650 - Tough Films Ltd	8	9:28.929	52.868	0.107	73.70	1:09.032	6
16	167	RMT	6 Terry SMITH	Suzuki SV650 - IMP Racing	8	9:29.709	53.648	0.780	73.60	1:08.751	8
17	191		11 Justin GRACE	Suzuki SV650 - G-Race Motorsports	8	9:38.175	1:02.114	8.466	72.52	1:09.901	2
18	777	RMT	7 Richard HIRST	Suzuki SV650 - Northern garage conversion	7	8:36.296	1 Lap	1 Lap	71.06	1:12.009	2

FASTEST LAP

1			David TWYFORD	Suzuki SV650 - MHP, IMP Racing	2	1:03.653		82.34 mph	132.52 kph
21	RMT		Toby FINNIS	Suzuki SV650 - NOKA RACING - PRIME/TWT	7	1:06.075		79.32 mph	127.66 kph

Bike 58 - Transponder not working

Class - 92.5% of Race Speed = 75.15 mph

Class RMT - 92.5% of Race Speed = 71.90 mph

Race Distance: 8 Laps / 11.64 miles

Pembrey National: 1.4560 miles

Date: 08/04/2023 Start: 14:40 Finish: 14:48

Weather / Track : Bright / Dry

These results are provisional until the conclusion of any judicial and technical matters.

Clerk Of Course :	Stewards :	Timekeeper : Sarah Evans
-------------------	------------	--------------------------

Results can be found at www.tsl-timing.com

Printed - 14:50 Saturday, 08 April 2023



BMCRC - MRO Championships 2023 - Rnd 2 @ Pembrey

MRO Minitwins & BMCRC Rookie Minitwins

RACE 9 - LAP CHART

LAP 1 @ 14:41:24.919			LAP 4 @ 14:44:36.278			LAP 7 @ 14:47:48.024		
NO	BEHIND	LAP TIME	NO	BEHIND	LAP TIME	NO	BEHIND	LAP TIME
1		1:08.536	1		1:03.674	1		1:03.688
5	1.590	1:10.126	5	5.237	1:05.092	19	8.930	1:05.192
58	2.073	1:10.609	19	5.402	1:04.723	5	10.782	1:06.905
19	2.207	1:10.743	58	11.512	1:06.691	58	18.781	1:06.334
99	3.744	1:12.280	99	13.566	1:07.064	99	20.665	1:06.148
21	4.443	1:12.979	21	13.887	1:06.621	21	21.540	1:06.075
73	6.911	1:15.447	73	22.363	1:09.136	73	38.653	1:08.719
127	7.113	1:15.649	127	23.051	1:09.052	3	38.773	1:07.833
167	7.812	1:16.348	81	23.445	1:08.774	81	38.950	1:07.127
81	7.904	1:16.440	15	23.609	1:09.333	15	39.406	1:08.655
15	8.098	1:16.634	3	23.771	1:08.950	127	41.170	1:09.489
191	8.876	1:17.412	67	27.850	1:09.372	67	45.607	1:10.094
3	8.923	1:17.459	167	28.947	1:11.093	93	45.839	1:08.695
67	9.656	1:18.192	191	29.522	1:11.152	47	47.170	1:09.202
93	10.178	1:18.714	93	29.754	1:10.316	666	47.809	1:09.284
666	11.292	1:19.828	666	30.143	1:11.163	167	49.317	1:09.913
47	11.932	1:20.468	47	30.372	1:09.837	191	53.108	1:11.379
777	12.271	1:20.807	777	37.537	1:12.440			

LAP 2 @ 14:42:28.572			LAP 5 @ 14:45:40.275			LAP 8 @ 14:48:52.444		
NO	BEHIND	LAP TIME	NO	BEHIND	LAP TIME	NO	BEHIND	LAP TIME
1		1:03.653	1		1:03.997	1		1:04.420
5	2.821	1:04.884	19	6.316	1:04.911	777	1 Lap	1:12.889
19	3.371	1:04.817	5	6.378	1:05.138	19	9.430	1:04.920
58	5.369	1:06.949	58	13.636	1:06.121	5	12.975	1:06.613
99	7.121	1:07.030	99	15.791	1:06.222	58	20.786	1:06.425
21	8.274	1:07.484	21	16.584	1:06.694	99	23.159	1:06.914
73	12.350	1:09.092	73	28.654	1:10.288	21	23.376	1:06.256
127	12.671	1:09.211	127	28.928	1:09.874	3	41.290	1:06.937
15	12.877	1:08.432	81	29.063	1:09.615	73	42.871	1:08.638
81	13.258	1:09.007	15	29.094	1:09.482	81	43.068	1:08.538
3	13.549	1:08.279	3	29.264	1:09.490	15	43.210	1:08.224
167	14.445	1:10.286	67	33.540	1:09.687	127	45.589	1:08.839
191	15.124	1:09.901	167	35.991	1:11.041	67	52.082	1:10.895
93	16.173	1:09.648	93	36.145	1:10.388	93	52.249	1:10.830
67	16.446	1:10.443	191	36.804	1:11.279	47	52.761	1:10.011
666	16.925	1:09.286	47	36.972	1:10.597	666	52.868	1:09.479
47	17.995	1:09.716	666	37.242	1:11.096	167	53.648	1:08.751
777	20.627	1:12.009	777	46.661	1:13.121	191	1:02.114	1:13.426

LAP 3 @ 14:43:32.604			LAP 6 @ 14:46:44.336		
NO	BEHIND	LAP TIME	NO	BEHIND	LAP TIME
1		1:04.032	1		1:04.061
5	3.819	1:05.030	19	7.426	1:05.171
19	4.353	1:05.014	5	7.565	1:05.248
58	8.495	1:07.158	58	16.135	1:06.560
99	10.176	1:07.087	99	18.205	1:06.475
21	10.940	1:06.698	21	19.153	1:06.630
73	16.901	1:08.583	73	33.622	1:09.029
127	17.673	1:09.034	15	34.439	1:09.406
15	17.950	1:09.105	3	34.628	1:09.425
81	18.345	1:09.119	127	35.369	1:10.502
3	18.495	1:08.978	81	35.511	1:10.509
167	21.528	1:11.115	67	39.201	1:09.722
191	22.044	1:10.952	93	40.832	1:08.748
67	22.152	1:09.738	47	41.656	1:08.745
666	22.654	1:09.761	666	42.213	1:09.032
93	23.112	1:10.971	167	43.092	1:11.162
47	24.209	1:10.246	191	45.417	1:12.674
777	28.771	1:12.176	777	55.454	1:12.854

BMCRC - MRO Championships 2023 - Rnd 2 @ Pembrey

MRO Minitwins & BMCRC Rookie Minitwins

RACE 9 - POSITION CHART

No	Name	Lap Pos	Lap							
			1	2	3	4	5	6	7	8
1	TWYFORD	1	1	1	1	1	1	1	1	1
5	MANTELL	2	5	5	5	5	19	19	19	19
58	KILLWORTH	3	58	19	19	19	5	5	5	5
19	LILLEY	4	19	58	58	58	58	58	58	58
21	FINNIS	5	99	99	99	99	99	99	99	99
3	ARBON	6	21	21	21	21	21	21	21	21
99	ELLIS	7	73	73	73	73	73	73	73	3
191	GRACE	8	127	127	127	127	127	15	3	73
81	MAY	9	167	15	15	81	81	3	81	81
73	LECOQ	10	81	81	81	15	15	127	15	15
15	SVENSEN	11	15	3	3	3	3	81	127	127
93	BOTTO	12	191	167	167	67	67	67	67	67
167	SMITH	13	3	191	191	167	167	93	93	93
666	LLEWELLYN	14	67	93	67	191	93	47	47	47
127	CHAM	15	93	67	666	93	191	666	666	666
67	HARVEY	16	666	666	93	666	47	167	167	167
47	BOHANAN	17	47	47	47	47	666	191	191	191
777	HIRST	18	777	777	777	777	777	777	777	777

BMCRC - MRO Championships 2023 - Rnd 2 @ Pembrey

MRO Minitwins & BMCRC Rookie Minitwins

RACE 9 - SECTOR ANALYSIS



SECTOR 1 = FL to I1, SECTOR 2 = I1 to FL, DIFF = Difference To Personal Best Lap, P = Crossed Finish Line in Pit Lane, D = Time Disallowed

P1		1		David TWYFORD		Suzuki SV650 - MHP, IMP Racing	
IDEAL LAP TIME : 1:03.526		BEST LAP TIME : 1:03.653		DIFFERENCE : 0.127			
LAP	SECTOR 1	SECTOR 2	LAP TIME	MPH	DIFF	TIME OF DAY	
1 -		28.192	1:08.536	76.47	4.883	14:41:24.919	
2 -	35.626	28.027	1:03.653 (1)	82.34		14:42:28.572	
3 -	35.771	28.261	1:04.032	81.85	0.379	14:43:32.604	
4 -	35.658	28.016	1:03.674 (2)	82.31	0.021	14:44:36.278	
5 -	35.845	28.152	1:03.997	81.90	0.344	14:45:40.275	
6 -	35.654	28.407	1:04.061	81.82	0.408	14:46:44.336	
7 -	35.510	28.178	1:03.688 (3)	82.30	0.035	14:47:48.024	
8 -	35.806	28.614	1:04.420	81.36	0.767	14:48:52.444	

P2		19		Kevin LILLEY		Suzuki SV650 - Trafalgar Cleaning Eqpt. / Steve Jordan Motorcy	
IDEAL LAP TIME : 1:04.408		BEST LAP TIME : 1:04.723		DIFFERENCE : 0.315			
LAP	SECTOR 1	SECTOR 2	LAP TIME	MPH	DIFF	TIME OF DAY	
1 -		28.954	1:10.743	74.09	6.020	14:41:27.126	
2 -	36.384	28.433	1:04.817 (2)	80.86	0.094	14:42:31.943	
3 -	36.313	28.701	1:05.014	80.62	0.291	14:43:36.957	
4 -	35.975	28.748	1:04.723 (1)	80.98		14:44:41.680	
5 -	36.092	28.819	1:04.911 (3)	80.75	0.188	14:45:46.591	
6 -	36.372	28.799	1:05.171	80.42	0.448	14:46:51.762	
7 -	36.463	28.729	1:05.192	80.40	0.469	14:47:56.954	
8 -	36.168	28.752	1:04.920	80.73	0.197	14:49:01.874	

P3		5		Barry MANTELL		Suzuki SV650 S - Swedish car connection	
IDEAL LAP TIME : 1:04.420		BEST LAP TIME : 1:04.884		DIFFERENCE : 0.464			
LAP	SECTOR 1	SECTOR 2	LAP TIME	MPH	DIFF	TIME OF DAY	
1 -		28.988	1:10.126	74.74	5.242	14:41:26.509	
2 -	35.983	28.901	1:04.884 (1)	80.78		14:42:31.393	
3 -	35.924	29.106	1:05.030 (2)	80.60	0.146	14:43:36.423	
4 -	36.085	29.007	1:05.092 (3)	80.52	0.208	14:44:41.515	
5 -	36.533	28.605	1:05.138	80.46	0.254	14:45:46.653	
6 -	36.752	28.496	1:05.248	80.33	0.364	14:46:51.901	
7 -	37.307	29.598	1:06.905	78.34	2.021	14:47:58.806	
8 -	36.802	29.811	1:06.613	78.68	1.729	14:49:05.419	

P4		58		Stacey KILLWORTH		Suzuki SV650 - Greenplant/Everns	
IDEAL LAP TIME :		BEST LAP TIME : 1:06.121		DIFFERENCE :			
LAP	SECTOR 1	SECTOR 2	LAP TIME	MPH	DIFF	TIME OF DAY	
1 -			1:10.609	74.23	4.488	14:41:26.992	
2 -			1:06.949	78.29	0.828	14:42:33.941	
3 -			1:07.158	78.04	1.037	14:43:41.099	
4 -			1:06.691	78.59	0.570	14:44:47.790	
5 -			1:06.121 (1)	79.27		14:45:53.911	
6 -			1:06.560	78.75	0.439	14:47:00.471	
7 -			1:06.334 (2)	79.01	0.213	14:48:06.805	
8 -			1:06.425 (3)	78.91	0.304	14:49:13.230	

P5		99		Lee ELLIS		Suzuki SV650 - ATP Motorsport	
IDEAL LAP TIME : 1:06.148		BEST LAP TIME : 1:06.148		DIFFERENCE : 0.000			
LAP	SECTOR 1	SECTOR 2	LAP TIME	MPH	DIFF	TIME OF DAY	
1 -		29.341	1:12.280	72.51	6.132	14:41:28.663	
2 -	37.599	29.431	1:07.030	78.19	0.882	14:42:35.693	
3 -	37.641	29.446	1:07.087	78.13	0.939	14:43:42.780	
4 -	37.711	29.353	1:07.064	78.15	0.916	14:44:49.844	
5 -	37.058	29.164	1:06.222 (2)	79.15	0.074	14:45:56.066	
6 -	37.208	29.267	1:06.475 (3)	78.85	0.327	14:47:02.541	
7 -	37.058	29.090	1:06.148 (1)	79.24		14:48:08.689	
8 -	37.566	29.348	1:06.914	78.33	0.766	14:49:15.603	

BMCRC - MRO Championships 2023 - Rnd 2 @ Pembrey

MRO Minitwins & BMCRC Rookie Minitwins

RACE 9 - SECTOR ANALYSIS



SECTOR 1 = FL to I1, SECTOR 2 = I1 to FL, DIFF = Difference To Personal Best Lap, P = Crossed Finish Line in Pit Lane, D = Time Disallowed

P6		21 RMT		Toby FINNIS		Suzuki SV650 - NOKA RACING - PRIME/TWT	
IDEAL LAP TIME : 1:06.075		BEST LAP TIME : 1:06.075		DIFFERENCE : 0.000			
LAP	SECTOR 1	SECTOR 2	LAP TIME	MPH	DIFF	TIME OF DAY	
1 -		29.871	1:12.979	71.82	6.904	14:41:29.362	
2 -	37.797	29.687	1:07.484	77.67	1.409	14:42:36.846	
3 -	37.348	29.350	1:06.698	78.58	0.623	14:43:43.544	
4 -	37.405	29.216	1:06.621 (3)	78.67	0.546	14:44:50.165	
5 -	37.319	29.375	1:06.694	78.59	0.619	14:45:56.859	
6 -	37.038	29.592	1:06.630	78.66	0.555	14:47:03.489	
7 -	36.915	29.160	1:06.075 (1)	79.32		14:48:09.564	
8 -	37.056	29.200	1:06.256 (2)	79.11	0.181	14:49:15.820	

P7		3		Oliver ARBON		Suzuki SV650 - tt plumbing and heating	
IDEAL LAP TIME : 1:06.564		BEST LAP TIME : 1:06.937		DIFFERENCE : 0.373			
LAP	SECTOR 1	SECTOR 2	LAP TIME	MPH	DIFF	TIME OF DAY	
1 -		30.977	1:17.459	67.66	10.522	14:41:33.842	
2 -	38.329	29.950	1:08.279 (3)	76.76	1.342	14:42:42.121	
3 -	38.555	30.423	1:08.978	75.98	2.041	14:43:51.099	
4 -	38.469	30.481	1:08.950	76.02	2.013	14:45:00.049	
5 -	38.292	31.198	1:09.490	75.42	2.553	14:46:09.539	
6 -	38.992	30.433	1:09.425	75.50	2.488	14:47:18.964	
7 -	37.086	30.747	1:07.833 (2)	77.27	0.896	14:48:26.797	
8 -	37.459	29.478	1:06.937 (1)	78.30		14:49:33.734	

P8		73		Esteban LECOQ		Suzuki SV650 -	
IDEAL LAP TIME : 1:08.435		BEST LAP TIME : 1:08.583		DIFFERENCE : 0.148			
LAP	SECTOR 1	SECTOR 2	LAP TIME	MPH	DIFF	TIME OF DAY	
1 -		31.083	1:15.447	69.47	6.864	14:41:31.830	
2 -	38.296	30.796	1:09.092	75.86	0.509	14:42:40.922	
3 -	37.838	30.745	1:08.583 (1)	76.42		14:43:49.505	
4 -	38.107	31.029	1:09.136	75.81	0.553	14:44:58.641	
5 -	38.938	31.350	1:10.288	74.57	1.705	14:46:08.929	
6 -	38.277	30.752	1:09.029	75.93	0.446	14:47:17.958	
7 -	37.911	30.808	1:08.719 (3)	76.27	0.136	14:48:26.677	
8 -	38.041	30.597	1:08.638 (2)	76.36	0.055	14:49:35.315	

P9		81		Malvern MAY		Suzuki SV650 - IMP racing	
IDEAL LAP TIME : 1:07.127		BEST LAP TIME : 1:07.127		DIFFERENCE : 0.000			
LAP	SECTOR 1	SECTOR 2	LAP TIME	MPH	DIFF	TIME OF DAY	
1 -		31.525	1:16.440	68.57	9.313	14:41:32.823	
2 -	38.143	30.864	1:09.007	75.95	1.880	14:42:41.830	
3 -	38.615	30.504	1:09.119	75.83	1.992	14:43:50.949	
4 -	38.168	30.606	1:08.774 (3)	76.21	1.647	14:44:59.723	
5 -	38.263	31.352	1:09.615	75.29	2.488	14:46:09.338	
6 -	39.481	31.028	1:10.509	74.33	3.382	14:47:19.847	
7 -	37.212	29.915	1:07.127 (1)	78.08		14:48:26.974	
8 -	37.933	30.605	1:08.538 (2)	76.47	1.411	14:49:35.512	

P10		15 RMT		James SVENSEN		Suzuki SV650S -	
IDEAL LAP TIME : 1:07.979		BEST LAP TIME : 1:08.224		DIFFERENCE : 0.245			
LAP	SECTOR 1	SECTOR 2	LAP TIME	MPH	DIFF	TIME OF DAY	
1 -		30.860	1:16.634	68.39	8.410	14:41:33.017	
2 -	38.269	30.163	1:08.432 (2)	76.59	0.208	14:42:41.449	
3 -	38.615	30.490	1:09.105	75.84	0.881	14:43:50.554	
4 -	38.344	30.989	1:09.333	75.60	1.109	14:44:59.887	
5 -	38.265	31.217	1:09.482	75.43	1.258	14:46:09.369	
6 -	38.828	30.578	1:09.406	75.52	1.182	14:47:18.775	
7 -	38.022	30.633	1:08.655 (3)	76.34	0.431	14:48:27.430	
8 -	37.816	30.408	1:08.224 (1)	76.82		14:49:35.654	

BMCRC - MRO Championships 2023 - Rnd 2 @ Pembrey

MRO Minitwins & BMCRC Rookie Minitwins

RACE 9 - SECTOR ANALYSIS



SECTOR 1 = FL to I1, SECTOR 2 = I1 to FL, DIFF = Difference To Personal Best Lap, P = Crossed Finish Line in Pit Lane, D = Time Disallowed

P11 127 RMT Matthew CHAM			Ducati MONSTER 696 - In development			
IDEAL LAP TIME : 1:08.814		BEST LAP TIME : 1:08.839		DIFFERENCE : 0.025		
LAP	SECTOR 1	SECTOR 2	LAP TIME	MPH	DIFF	TIME OF DAY
1 -		30.947	1:15.649	69.28	6.810	14:41:32.032
2 -	38.673	30.538	1:09.211	75.73	0.372	14:42:41.243
3 -	38.477	30.557	1:09.034 (2)	75.92	0.195	14:43:50.277
4 -	38.341	30.711	1:09.052 (3)	75.90	0.213	14:44:59.329
5 -	38.442	31.432	1:09.874	75.01	1.035	14:46:09.203
6 -	39.187	31.315	1:10.502	74.34	1.663	14:47:19.705
7 -	38.842	30.647	1:09.489	75.43	0.650	14:48:29.194
8 -	38.276	30.563	1:08.839 (1)	76.14		14:49:38.033

P12 67 RMT Simon HARVEY			Suzuki SV650 - Kids Inheritance (Sorry)			
IDEAL LAP TIME : 1:09.270		BEST LAP TIME : 1:09.372		DIFFERENCE : 0.102		
LAP	SECTOR 1	SECTOR 2	LAP TIME	MPH	DIFF	TIME OF DAY
1 -		30.834	1:18.192	67.03	8.820	14:41:34.575
2 -	39.768	30.675	1:10.443	74.40	1.071	14:42:45.018
3 -	39.020	30.718	1:09.738	75.16	0.366	14:43:54.756
4 -	38.802	30.570	1:09.372 (1)	75.55		14:45:04.128
5 -	39.029	30.658	1:09.687 (2)	75.21	0.315	14:46:13.815
6 -	39.119	30.603	1:09.722 (3)	75.17	0.350	14:47:23.537
7 -	38.700	31.394	1:10.094	74.77	0.722	14:48:33.631
8 -	39.711	31.184	1:10.895	73.93	1.523	14:49:44.526

P13 93 Tony BOTTO			Suzuki SV 650 - TB Motorcycles			
IDEAL LAP TIME : 1:08.392		BEST LAP TIME : 1:08.695		DIFFERENCE : 0.303		
LAP	SECTOR 1	SECTOR 2	LAP TIME	MPH	DIFF	TIME OF DAY
1 -		30.902	1:18.714	66.59	10.019	14:41:35.097
2 -	38.887	30.761	1:09.648 (3)	75.25	0.953	14:42:44.745
3 -	39.942	31.029	1:10.971	73.85	2.276	14:43:55.716
4 -	39.288	31.028	1:10.316	74.54	1.621	14:45:06.032
5 -	39.384	31.004	1:10.388	74.46	1.693	14:46:16.420
6 -	37.839	30.909	1:08.748 (2)	76.24	0.053	14:47:25.168
7 -	38.142	30.553	1:08.695 (1)	76.30		14:48:33.863
8 -	39.697	31.133	1:10.830	74.00	2.135	14:49:44.693

P14 47 Tristan BOHANAN			Suzuki SV 650 -			
IDEAL LAP TIME : 1:08.745		BEST LAP TIME : 1:08.745		DIFFERENCE : 0.000		
LAP	SECTOR 1	SECTOR 2	LAP TIME	MPH	DIFF	TIME OF DAY
1 -		32.293	1:20.468	65.13	11.723	14:41:36.851
2 -	39.010	30.706	1:09.716 (3)	75.18	0.971	14:42:46.567
3 -	38.955	31.291	1:10.246	74.61	1.501	14:43:56.813
4 -	38.621	31.216	1:09.837	75.05	1.092	14:45:06.650
5 -	39.340	31.257	1:10.597	74.24	1.852	14:46:17.247
6 -	38.093	30.652	1:08.745 (1)	76.24		14:47:25.992
7 -	38.262	30.940	1:09.202 (2)	75.74	0.457	14:48:35.194
8 -	38.807	31.204	1:10.011	74.86	1.266	14:49:45.205

P15 666 RMT James LEWELLYN			Suzuki SV650 - Tough Films Ltd			
IDEAL LAP TIME : 1:08.809		BEST LAP TIME : 1:09.032		DIFFERENCE : 0.223		
LAP	SECTOR 1	SECTOR 2	LAP TIME	MPH	DIFF	TIME OF DAY
1 -		31.437	1:19.828	65.66	10.796	14:41:36.211
2 -	38.578	30.708	1:09.286 (3)	75.65	0.254	14:42:45.497
3 -	38.796	30.965	1:09.761	75.13	0.729	14:43:55.258
4 -	39.793	31.370	1:11.163	73.65	2.131	14:45:06.421
5 -	39.765	31.331	1:11.096	73.72	2.064	14:46:17.517
6 -	38.609	30.423	1:09.032 (1)	75.93		14:47:26.549
7 -	38.386	30.898	1:09.284 (2)	75.65	0.252	14:48:35.833
8 -	38.666	30.813	1:09.479	75.44	0.447	14:49:45.312

BMCRC - MRO Championships 2023 - Rnd 2 @ Pembrey

MRO Minitwins & BMCRC Rookie Minitwins

RACE 9 - SECTOR ANALYSIS



SECTOR 1 = FL to I1, SECTOR 2 = I1 to FL, DIFF = Difference To Personal Best Lap, P = Crossed Finish Line in Pit Lane, D = Time Disallowed

P16 167 RMT Terry SMITH		Suzuki SV650 - IMP Racing				
IDEAL LAP TIME : 1:08.751		BEST LAP TIME : 1:08.751		DIFFERENCE : 0.000		
LAP	SECTOR 1	SECTOR 2	LAP TIME	MPH	DIFF	TIME OF DAY
1 -		30.845	1:16.348	68.65	7.597	14:41:32.731
2 -	39.652	30.634	1:10.286 (3)	74.57	1.535	14:42:43.017
3 -	39.689	31.426	1:11.115	73.70	2.364	14:43:54.132
4 -	40.064	31.029	1:11.093	73.72	2.342	14:45:05.225
5 -	39.972	31.069	1:11.041	73.78	2.290	14:46:16.266
6 -	39.642	31.520	1:11.162	73.65	2.411	14:47:27.428
7 -	39.047	30.866	1:09.913 (2)	74.97	1.162	14:48:37.341
8 -	38.486	30.265	1:08.751 (1)	76.24		14:49:46.092

P17 191 Justin GRACE		Suzuki SV650 - G-Race Motorsports				
IDEAL LAP TIME : 1:09.810		BEST LAP TIME : 1:09.901		DIFFERENCE : 0.091		
LAP	SECTOR 1	SECTOR 2	LAP TIME	MPH	DIFF	TIME OF DAY
1 -		31.202	1:17.412	67.71	7.511	14:41:33.795
2 -	39.383	30.518	1:09.901 (1)	74.98		14:42:43.696
3 -	39.787	31.165	1:10.952 (2)	73.87	1.051	14:43:54.648
4 -	39.910	31.242	1:11.152 (3)	73.66	1.251	14:45:05.800
5 -	39.993	31.286	1:11.279	73.53	1.378	14:46:17.079
6 -	40.510	32.164	1:12.674	72.12	2.773	14:47:29.753
7 -	39.568	31.811	1:11.379	73.43	1.478	14:48:41.132
8 -	39.292	34.134	1:13.426	71.38	3.525	14:49:54.558

P18 777 RMT Richard HIRST		Suzuki SV650 - Northern garage conversion				
IDEAL LAP TIME : 1:12.009		BEST LAP TIME : 1:12.009		DIFFERENCE : 0.000		
LAP	SECTOR 1	SECTOR 2	LAP TIME	MPH	DIFF	TIME OF DAY
1 -		32.084	1:20.807	64.86	8.798	14:41:37.190
2 -	39.998	32.011	1:12.009 (1)	72.79		14:42:49.199
3 -	40.080	32.096	1:12.176 (2)	72.62	0.167	14:44:01.375
4 -	40.389	32.051	1:12.440 (3)	72.35	0.431	14:45:13.815
5 -	40.595	32.526	1:13.121	71.68	1.112	14:46:26.936
6 -	40.550	32.304	1:12.854	71.94	0.845	14:47:39.790
7 -	40.718	32.171	1:12.889	71.91	0.880	14:48:52.679

BMCRC - MRO Championships 2023 - Rnd 2 @ Pembrey

MRO Minitwins & BMCRC Rookie Minitwins

RACE 9 - BEST SECTORS

SECTOR 1			SECTOR 2			IDEAL / BEST COMPARISON						
POS	NO	NAME	TIME	NO	NAME	TIME	POS	NO	NAME	IDEAL	BEST	DIFF
									PERFECT LAP	1:03.526		
1	1	TWYFORD	35.510	1	TWYFORD	28.016	1	1	TWYFORD	1:03.526	1:03.653	0.127
2	5	MANTELL	35.924	19	LILLEY	28.433	2	19	LILLEY	1:04.408	1:04.723	0.315
3	19	LILLEY	35.975	5	MANTELL	28.496	3	5	MANTELL	1:04.420	1:04.884	0.464
4	21	FINNIS	36.915	99	ELLIS	29.090	4	21	FINNIS	1:06.075	1:06.075	0.000
5	99	ELLIS	37.058	21	FINNIS	29.160	5	99	ELLIS	1:06.148	1:06.148	0.000
6	3	ARBON	37.086	3	ARBON	29.478	6	3	ARBON	1:06.564	1:06.937	0.373
7	81	MAY	37.212	81	MAY	29.915	7	81	MAY	1:07.127	1:07.127	0.000
8	15	SVENSEN	37.816	15	SVENSEN	30.163	8	15	SVENSEN	1:07.979	1:08.224	0.245
9	73	LECOQ	37.838	167	SMITH	30.265	9	93	BOTTO	1:08.392	1:08.695	0.303
10	93	BOTTO	37.839	666	LLEWELLYN	30.423	10	73	LECOQ	1:08.435	1:08.583	0.148
11	47	BOHANAN	38.093	191	GRACE	30.518	11	47	BOHANAN	1:08.745	1:08.745	0.000
12	127	CHAM	38.276	127	CHAM	30.538	12	167	SMITH	1:08.751	1:08.751	0.000
13	666	LLEWELLYN	38.386	93	BOTTO	30.553	13	666	LLEWELLYN	1:08.809	1:09.032	0.223
14	167	SMITH	38.486	67	HARVEY	30.570	14	127	CHAM	1:08.814	1:08.839	0.025
15	67	HARVEY	38.700	73	LECOQ	30.597	15	67	HARVEY	1:09.270	1:09.372	0.102
16	191	GRACE	39.292	47	BOHANAN	30.652	16	191	GRACE	1:09.810	1:09.901	0.091
17	777	HIRST	39.998	777	HIRST	32.011	17	777	HIRST	1:12.009	1:12.009	0.000
18							18	58	KILLWORTH		1:06.121	

BMCRC - MRO Championships 2023 - Rnd 2 @ Pembrey

MRO Minitwins & BMCRC Rookie Minitwins

RACE 9 - STATISTICS

Competitors Started 18
Planned Start 2023-04-08 @ 14:44:00.000
Actual Start 2023-04-08 @ 14:40:16.382
Finish Time 2023-04-08 @ 14:48:52.443
Track Length 1.4560mi.
Total Laps 143
Total Distance Covered 208.2080mi.

Session Fastest Lap History

NO	CL	NAME	LAP TIME	TIME OF DAY	LAP	VEHICLE
1		David TWYFORD	1:03.653	14:42:28.597	2	Suzuki SV650

Session Leader History

NO	CL	NAME	FROM LAP	LAPS LED	DISTANCE	VEHICLE
1		David TWYFORD	1	8	11.64 miles	Suzuki SV650

Flag History

TYPE	TIME OF DAY
GREEN	14:40:16.382
FINISH	14:48:52.443

Flag Statistics

TYPE	COUNT	TOTAL LAPS	TOTAL TIME
Green	1	8	9:47.227
Red	0	0	0.000
Safety Car	0	0	0.000
FCY	0	0	0.000

BMCRC - MRO Championships 2023 - Rnd 2 @ Pembrey

MRO Minitwins & BMCRC Rookie Minitwins

RACE 9 - STATISTICS

CLASS :

11 Starters

Fastest Lap History

NO	NAME	LAP TIME	TIME OF DAY	LAP	VEHICLE
1	David TWYFORD	1:03.653	14:42:28.597	2	Suzuki SV650

Leader History

NO	NAME	FROM LAP	LAPS LED	DISTANCE	VEHICLE
1	David TWYFORD	1	8	11.64 miles	Suzuki SV650

BMCRC - MRO Championships 2023 - Rnd 2 @ Pembrey

MRO Minitwins & BMCRC Rookie Minitwins

RACE 9 - STATISTICS

CLASS : RMT

7 Starters

Fastest Lap History

NO	NAME	LAP TIME	TIME OF DAY	LAP	VEHICLE
21	Toby FINNIS	1:07.484	14:42:36.872	2	Suzuki SV650
21	Toby FINNIS	1:06.698	14:43:43.571	3	Suzuki SV650
21	Toby FINNIS	1:06.621	14:44:50.190	4	Suzuki SV650
21	Toby FINNIS	1:06.075	14:48:09.590	7	Suzuki SV650

Leader History

NO	NAME	FROM LAP	LAPS LED	DISTANCE	VEHICLE
21	Toby FINNIS	1	8	11.64 miles	Suzuki SV650

BMCRC - MRO Championships 2023 - Rnd 2 @ Pembrey



MRO Minitwins & BMCRC Rookie Minitwins

RACE 19 - GRID (8 Laps)

ROW 7	1		1		19	910 Harry GOWER
ROW 6	18	777 Richard HIRST 1:12.009	17	191 Justin GRACE 1:09.901	16	67 Simon HARVEY 1:09.372
ROW 5	15	666 James LLEWELLYN 1:09.032	14	127 Matthew CHAM 1:08.839	13	167 Terry SMITH 1:08.751
ROW 4	12	47 Tristan BOHANAN 1:08.745	11	93 Tony BOTTO 1:08.695	10	73 Esteban LECOQ 1:08.583
ROW 3	9	15 James SVENSEN 1:08.224	8	81 Malvern MAY 1:07.127	7	3 Oliver ARBON 1:06.937
ROW 2	6	99 Lee ELLIS 1:06.148	5	58 Stacey KILLWORTH 1:06.121	4	21 Toby FINNIS 1:06.075
ROW 1	3	5 Barry MANTELL 1:04.884	2	19 Kevin LILLEY 1:04.723	1	1 David TWYFORD 1:03.653
Pole						

Pembrey National: 1.4560 miles

These results are provisional until the conclusion of any judicial and technical matters.

Clerk Of Course :	Stewards :	Timekeeper : Sarah Evans
-------------------	------------	--------------------------

Results can be found at www.tsl-timing.com

Printed - 14:57 Saturday, 08 April 2023



BMCRC - MRO Championships 2023 - Rnd 2 @ Pembrey



MRO Minitwins & BMCRC Rookie Minitwins

RACE 19 - CLASSIFICATION

POS	NO	CL	PIC NAME	ENTRY	LAPS	TIME	GAP	DIFF	MPH	BEST	ON
1	1		1 David TWYFORD	Suzuki SV650 - MHP, IMP Racing	8	8:36.553			81.17	1:03.420	3
2	58		2 Stacey KILLWORTH	Suzuki SV650 - Greenplant/Everns	8	8:47.700	11.147	11.147	79.46	1:04.491	7
3	19		3 Kevin LILLEY	Suzuki SV650 - Trafalgar Cleaning Eqpt. / Steve Jorr	8	8:49.954	13.401	2.254	79.12	1:05.056	5
4	99		4 Lee ELLIS	Suzuki SV650 - ATP Motorsport	8	8:50.135	13.582	0.181	79.09	1:05.346	7
5	81		5 Malvern MAY	Suzuki SV650 - IMP racing	8	9:02.892	26.339	12.757	77.23	1:06.913	2
6	21	RMT	1 Toby FINNIS	Suzuki SV650 - NOKA RACING - PRIME/TWT	8	9:02.978	26.425	0.086	77.22	1:05.913	2
7	15	RMT	2 James SVENSEN	Suzuki SV650S -	8	9:09.648	33.095	6.670	76.29	1:07.344	5
8	3		6 Oliver ARBON	Suzuki SV650 - tt plumbing and heating	8	9:15.667	39.114	6.019	75.46	1:06.828	8
9	127	RMT	3 Matthew CHAM	Ducati MONSTER 696 - In development	8	9:19.071	42.518	3.404	75.00	1:08.795	8
10	73		7 Esteban LECOQ	Suzuki SV650 -	8	9:22.477	45.924	3.406	74.55	1:08.182	5
11	67	RMT	4 Simon HARVEY	Suzuki SV650 - Kids Inheritance (Sorry)	8	9:28.366	51.813	5.889	73.77	1:09.508	5
12	47		8 Tristan BOHANAN	Suzuki SV 650 -	8	9:29.067	52.514	0.701	73.68	1:09.614	5
13	191		9 Justin GRACE	Suzuki SV650 - G-Race Motorsports	8	9:29.132	52.579	0.065	73.67	1:09.191	5
14	666	RMT	5 James LLEWELLYN	Suzuki SV650 - Tough Films Ltd	8	9:30.381	53.828	1.249	73.51	1:08.980	5
15	910	RMT	6 Harry GOWER	Suzuki SV650 - RightGear Motorcycles	8	9:32.121	55.568	1.740	73.29	1:08.527	8
16	777	RMT	7 Richard HIRST	Suzuki SV650 - Northern garage conversion	7	8:38.650	1 Lap	1 Lap	70.74	1:12.372	3

NOT CLASSIFIED

DNF	93		Tony BOTTO	Suzuki SV 650 - TB Motorcycles	1	1:20.643	7 Laps	6 Laps	64.99		
DNF	5		Barry MANTELL	Suzuki SV650 S - Swedish car connection	0						

NOT STARTED

NS	167	RMT	Terry SMITH	Suzuki SV650 - IMP Racing							
----	-----	-----	-------------	---------------------------	--	--	--	--	--	--	--

FASTEST LAP

	1		David TWYFORD	Suzuki SV650 - MHP, IMP Racing	3	1:03.420		82.64 mph		133.01 kph	
	21	RMT	Toby FINNIS	Suzuki SV650 - NOKA RACING - PRIME/TWT	2	1:05.913		79.52 mph		127.97 kph	

Class - 92.5% of Race Speed = 75.08 mph
 Class RMT - 92.5% of Race Speed = 71.42 mph

Weather / Track : Bright / Dry

These results are provisional until the conclusion of any judicial and technical matters.

Race Distance: 8 Laps / 11.64 miles

Pembrey National: 1.4560 miles

Date: 08/04/2023 Start: 17:05 Finish: 17:13

Clerk Of Course :	Stewards :	Timekeeper : Sarah Evans
-------------------	------------	--------------------------

Results can be found at www.tsl-timing.com

Printed - 17:16 Saturday, 08 April 2023



BMCRC - MRO Championships 2023 - Rnd 2 @ Pembrey

MRO Minitwins & BMCRC Rookie Minitwins

RACE 19 - LAP CHART

LAP 1 @ 17:06:28.543

NO	BEHIND	LAP TIME
1		1:08.546
99	1.851	1:10.397
19	2.731	1:11.277
58	2.818	1:11.364
21	3.611	1:12.157
81	4.500	1:13.046
15	5.589	1:14.135
127	6.152	1:14.698
73	8.662	1:17.208
67	8.764	1:17.310
47	8.987	1:17.533
3	9.148	1:17.694
666	9.679	1:18.225
191	10.057	1:18.603
910	11.612	1:20.158
93	12.097	1:20.643
777	12.344	1:20.890

LAP 2 @ 17:07:32.386

NO	BEHIND	LAP TIME
1		1:03.843
99	3.785	1:05.777
19	4.155	1:05.267
58	4.577	1:05.602
21	5.681	1:05.913
81	7.570	1:06.913
15	10.082	1:08.336
127	11.157	1:08.848
67	14.504	1:09.583
73	15.291	1:10.472
3	15.435	1:10.130
47	15.707	1:10.563
666	15.959	1:10.123
191	16.536	1:10.322
910	20.129	1:12.360
777	21.444	1:12.943

LAP 3 @ 17:08:35.806

NO	BEHIND	LAP TIME
1		1:03.420
99	5.872	1:05.507
58	6.231	1:05.074
19	6.285	1:05.550
21	8.784	1:06.523
81	11.188	1:07.038
15	14.738	1:08.076
127	16.992	1:09.255
67	21.581	1:10.497
3	21.582	1:09.567
73	22.057	1:10.186
666	22.477	1:09.938
47	22.750	1:10.463
191	22.972	1:09.856
910	27.663	1:10.954
777	30.396	1:12.372

LAP 4 @ 17:09:39.600

NO	BEHIND	LAP TIME
1		1:03.794
58	8.172	1:05.735
99	8.300	1:06.222

19	8.443	1:05.952
21	12.025	1:07.035
81	14.357	1:06.963
15	18.913	1:07.969
127	22.540	1:09.342
3	26.954	1:09.166
73	27.989	1:09.726
67	28.163	1:10.376
666	28.505	1:09.822
47	28.925	1:09.969
191	29.407	1:10.229
910	33.749	1:09.880
777	39.159	1:12.557

LAP 5 @ 17:10:43.748

NO	BEHIND	LAP TIME
1		1:04.148
19	9.351	1:05.056
58	9.485	1:05.461
99	10.137	1:05.985
21	15.088	1:07.211
81	17.728	1:07.519
15	22.109	1:07.344
127	27.352	1:08.960
3	30.268	1:07.462
73	32.023	1:08.182
666	33.337	1:08.980
67	33.523	1:09.508
47	34.391	1:09.614
191	34.450	1:09.191
910	39.512	1:09.911
777	48.148	1:13.137

LAP 6 @ 17:11:47.734

NO	BEHIND	LAP TIME
1		1:03.986
58	10.509	1:05.010
19	10.762	1:05.397
99	11.562	1:05.411
21	18.827	1:07.725
81	20.954	1:07.212
15	26.094	1:07.971
127	33.280	1:09.914
3	33.940	1:07.658
73	36.940	1:08.903
67	39.765	1:10.228
666	40.117	1:10.766
47	40.321	1:09.916
191	40.551	1:10.087
910	45.517	1:09.991
777	58.270	1:14.108

LAP 7 @ 17:12:51.862

NO	BEHIND	LAP TIME
1		1:04.128
58	10.872	1:04.491
19	12.259	1:05.625
99	12.780	1:05.346
21	22.850	1:08.151
81	23.744	1:06.918
15	29.717	1:07.751
3	36.974	1:07.162
127	38.411	1:09.259
73	41.420	1:08.608

47	46.626	1:10.433
67	46.696	1:11.059
666	46.812	1:10.823
191	47.192	1:10.769
910	51.729	1:10.340

LAP 8 @ 17:13:56.550

NO	BEHIND	LAP TIME
1		1:04.688
777	1 Lap	1:12.643
58	11.147	1:04.963
19	13.401	1:05.830
99	13.582	1:05.490
81	26.339	1:07.283
21	26.425	1:08.263
15	33.095	1:08.066
3	39.114	1:06.828
127	42.518	1:08.795
73	45.924	1:09.192
67	51.813	1:09.805
47	52.514	1:10.576
191	52.579	1:10.075
666	53.828	1:11.704
910	55.568	1:08.527

BMCRC - MRO Championships 2023 - Rnd 2 @ Pembrey

MRO Minitwins & BMCRC Rookie Minitwins

RACE 19 - POSITION CHART

No	Name	Lap Pos	Lap							
			1	2	3	4	5	6	7	8
1	TWYFORD	1	1	1	1	1	1	1	1	1
19	LILLEY	2	99	99	99	58	19	58	58	58
5	MANTELL	3	19	19	58	99	58	19	19	19
21	FINNIS	4	58	58	19	19	99	99	99	99
58	KILLWORTH	5	21	21	21	21	21	21	21	81
99	ELLIS	6	81	81	81	81	81	81	81	21
3	ARBON	7	15	15	15	15	15	15	15	15
81	MAY	8	127	127	127	127	127	127	3	3
15	SVENSEN	9	73	67	67	3	3	3	127	127
73	LECOQ	10	67	73	3	73	73	73	73	73
93	BOTTO	11	47	3	73	67	666	67	47	67
47	BOHANAN	12	3	47	666	666	67	666	67	47
167	SMITH	13	666	666	47	47	47	47	666	191
127	CHAM	14	191	191	191	191	191	191	191	666
666	LLEWELLYN	15	910	910	910	910	910	910	910	910
67	HARVEY	16	93	777	777	777	777	777	777	777
191	GRACE	17	777							
777	HIRST	18								
910	GOWER	19								

BMCRC - MRO Championships 2023 - Rnd 2 @ Pembrey

MRO Minitwins & BMCRC Rookie Minitwins

RACE 19 - SECTOR ANALYSIS



SECTOR 1 = FL to I1, SECTOR 2 = I1 to FL, DIFF = Difference To Personal Best Lap, P = Crossed Finish Line in Pit Lane, D = Time Disallowed

P1		1		David TWYFORD		Suzuki SV650 - MHP, IMP Racing	
IDEAL LAP TIME : 1:03.420		BEST LAP TIME : 1:03.420		DIFFERENCE : 0.000			
LAP	SECTOR 1	SECTOR 2	LAP TIME	MPH	DIFF	TIME OF DAY	
1 -		28.231	1:08.546	76.46	5.126	17:06:28.543	
2 -	35.699	28.144	1:03.843 (3)	82.10	0.423	17:07:32.386	
3 -	35.356	28.064	1:03.420 (1)	82.64		17:08:35.806	
4 -			1:03.794 (2)	82.16	0.374	17:09:39.600	
5 -	35.767	28.381	1:04.148	81.71	0.728	17:10:43.748	
6 -	35.644	28.342	1:03.986	81.91	0.566	17:11:47.734	
7 -	35.813	28.315	1:04.128	81.73	0.708	17:12:51.862	
8 -	36.132	28.556	1:04.688	81.02	1.268	17:13:56.550	

P2		58		Stacey KILLWORTH		Suzuki SV650 - Greenplant/Everns	
IDEAL LAP TIME : 1:04.384		BEST LAP TIME : 1:04.491		DIFFERENCE : 0.107			
LAP	SECTOR 1	SECTOR 2	LAP TIME	MPH	DIFF	TIME OF DAY	
1 -		29.213	1:11.364	73.44	6.873	17:06:31.361	
2 -	36.719	28.883	1:05.602	79.90	1.111	17:07:36.963	
3 -	35.816	29.258	1:05.074	80.54	0.583	17:08:42.037	
4 -			1:05.735	79.73	1.244	17:09:47.772	
5 -	36.696	28.765	1:05.461	80.07	0.970	17:10:53.233	
6 -	36.211	28.799	1:05.010 (3)	80.62	0.519	17:11:58.243	
7 -	35.619	28.872	1:04.491 (1)	81.27		17:13:02.734	
8 -	36.022	28.941	1:04.963 (2)	80.68	0.472	17:14:07.697	

P3		19		Kevin LILLEY		Suzuki SV650 - Trafalgar Cleaning Eqpt. / Steve Jordan Motorcy	
IDEAL LAP TIME : 1:04.819		BEST LAP TIME : 1:05.056		DIFFERENCE : 0.237			
LAP	SECTOR 1	SECTOR 2	LAP TIME	MPH	DIFF	TIME OF DAY	
1 -		29.269	1:11.277	73.53	6.221	17:06:31.274	
2 -	36.676	28.591	1:05.267 (2)	80.31	0.211	17:07:36.541	
3 -	36.816	28.734	1:05.550	79.96	0.494	17:08:42.091	
4 -			1:05.952	79.47	0.896	17:09:48.043	
5 -	36.401	28.655	1:05.056 (1)	80.57		17:10:53.099	
6 -	36.725	28.672	1:05.397 (3)	80.15	0.341	17:11:58.496	
7 -	36.228	29.397	1:05.625	79.87	0.569	17:13:04.121	
8 -	36.831	28.999	1:05.830	79.62	0.774	17:14:09.951	

P4		99		Lee ELLIS		Suzuki SV650 - ATP Motorsport	
IDEAL LAP TIME : 1:05.112		BEST LAP TIME : 1:05.346		DIFFERENCE : 0.234			
LAP	SECTOR 1	SECTOR 2	LAP TIME	MPH	DIFF	TIME OF DAY	
1 -		29.011	1:10.397	74.45	5.051	17:06:30.394	
2 -	36.648	29.129	1:05.777	79.68	0.431	17:07:36.171	
3 -	36.357	29.150	1:05.507	80.01	0.161	17:08:41.678	
4 -			1:06.222	79.15	0.876	17:09:47.900	
5 -	37.047	28.938	1:05.985	79.43	0.639	17:10:53.885	
6 -	36.656	28.755	1:05.411 (2)	80.13	0.065	17:11:59.296	
7 -	36.453	28.893	1:05.346 (1)	80.21		17:13:04.642	
8 -	36.629	28.861	1:05.490 (3)	80.03	0.144	17:14:10.132	

P5		81		Malvern MAY		Suzuki SV650 - IMP racing	
IDEAL LAP TIME : 1:06.451		BEST LAP TIME : 1:06.913		DIFFERENCE : 0.462			
LAP	SECTOR 1	SECTOR 2	LAP TIME	MPH	DIFF	TIME OF DAY	
1 -		29.881	1:13.046	71.75	6.133	17:06:33.043	
2 -	36.895	30.018	1:06.913 (1)	78.33		17:07:39.956	
3 -	37.028	30.010	1:07.038	78.18	0.125	17:08:46.994	
4 -			1:06.963 (3)	78.27	0.050	17:09:53.957	
5 -	37.319	30.200	1:07.519	77.63	0.606	17:11:01.476	
6 -	36.890	30.322	1:07.212	77.98	0.299	17:12:08.688	
7 -	36.570	30.348	1:06.918 (2)	78.32	0.005	17:13:15.606	
8 -	36.991	30.292	1:07.283	77.90	0.370	17:14:22.889	

BMCRC - MRO Championships 2023 - Rnd 2 @ Pembrey

MRO Minitwins & BMCRC Rookie Minitwins

RACE 19 - SECTOR ANALYSIS



SECTOR 1 = FL to I1, SECTOR 2 = I1 to FL, DIFF = Difference To Personal Best Lap, P = Crossed Finish Line in Pit Lane, D = Time Disallowed

P6		21 RMT		Toby FINNIS		Suzuki SV650 - NOKA RACING - PRIME/TWT	
IDEAL LAP TIME : 1:05.913		BEST LAP TIME : 1:05.913		DIFFERENCE : 0.000			
LAP	SECTOR 1	SECTOR 2	LAP TIME	MPH	DIFF	TIME OF DAY	
1 -		29.414	1:12.157	72.64	6.244	17:06:32.154	
2 -	36.742	29.171	1:05.913 (1)	79.52		17:07:38.067	
3 -	36.814	29.709	1:06.523 (2)	78.79	0.610	17:08:44.590	
4 -			1:07.035 (3)	78.19	1.122	17:09:51.625	
5 -	37.504	29.707	1:07.211	77.98	1.298	17:10:58.836	
6 -	37.661	30.064	1:07.725	77.39	1.812	17:12:06.561	
7 -	37.908	30.243	1:08.151	76.91	2.238	17:13:14.712	
8 -	37.562	30.701	1:08.263	76.78	2.350	17:14:22.975	

P7		15 RMT		James SVENSEN		Suzuki SV650S -	
IDEAL LAP TIME : 1:07.312		BEST LAP TIME : 1:07.344		DIFFERENCE : 0.032			
LAP	SECTOR 1	SECTOR 2	LAP TIME	MPH	DIFF	TIME OF DAY	
1 -		30.305	1:14.135	70.70	6.791	17:06:34.132	
2 -	38.192	30.144	1:08.336	76.70	0.992	17:07:42.468	
3 -			1:08.076	76.99	0.732	17:08:50.544	
4 -			1:07.969 (3)	77.11	0.625	17:09:58.513	
5 -	37.409	29.935	1:07.344 (1)	77.83		17:11:05.857	
6 -	37.815	30.156	1:07.971	77.11	0.627	17:12:13.828	
7 -	37.627	30.124	1:07.751 (2)	77.36	0.407	17:13:21.579	
8 -	37.377	30.689	1:08.066	77.00	0.722	17:14:29.645	

P8		3		Oliver ARBON		Suzuki SV650 - tt plumbing and heating	
IDEAL LAP TIME : 1:06.805		BEST LAP TIME : 1:06.828		DIFFERENCE : 0.023			
LAP	SECTOR 1	SECTOR 2	LAP TIME	MPH	DIFF	TIME OF DAY	
1 -		31.346	1:17.694	67.46	10.866	17:06:37.691	
2 -	39.323	30.807	1:10.130	74.74	3.302	17:07:47.821	
3 -			1:09.567	75.34	2.739	17:08:57.388	
4 -			1:09.166	75.78	2.338	17:10:06.554	
5 -	37.574	29.888	1:07.462 (3)	77.69	0.634	17:11:14.016	
6 -	37.699	29.959	1:07.658	77.47	0.830	17:12:21.674	
7 -	37.392	29.770	1:07.162 (2)	78.04	0.334	17:13:28.836	
8 -	37.415	29.413	1:06.828 (1)	78.43		17:14:35.664	

P9		127 RMT		Matthew CHAM		Ducati MONSTER 696 - In development	
IDEAL LAP TIME : 1:08.586		BEST LAP TIME : 1:08.795		DIFFERENCE : 0.209			
LAP	SECTOR 1	SECTOR 2	LAP TIME	MPH	DIFF	TIME OF DAY	
1 -		30.410	1:14.698	70.16	5.903	17:06:34.695	
2 -	38.423	30.425	1:08.848 (2)	76.13	0.053	17:07:43.543	
3 -			1:09.255	75.68	0.460	17:08:52.798	
4 -			1:09.342	75.59	0.547	17:10:02.140	
5 -	38.226	30.734	1:08.960 (3)	76.00	0.165	17:11:11.100	
6 -	38.628	31.286	1:09.914	74.97	1.119	17:12:21.014	
7 -	38.598	30.661	1:09.259	75.68	0.464	17:13:30.273	
8 -	38.176	30.619	1:08.795 (1)	76.19		17:14:39.068	

P10		73		Esteban LECOQ		Suzuki SV650 -	
IDEAL LAP TIME : 1:08.182		BEST LAP TIME : 1:08.182		DIFFERENCE : 0.000			
LAP	SECTOR 1	SECTOR 2	LAP TIME	MPH	DIFF	TIME OF DAY	
1 -		31.298	1:17.208	67.88	9.026	17:06:37.205	
2 -	39.480	30.992	1:10.472	74.37	2.290	17:07:47.677	
3 -			1:10.186	74.68	2.004	17:08:57.863	
4 -			1:09.726	75.17	1.544	17:10:07.589	
5 -	37.511	30.671	1:08.182 (1)	76.87		17:11:15.771	
6 -	38.079	30.824	1:08.903 (3)	76.07	0.721	17:12:24.674	
7 -	37.806	30.802	1:08.608 (2)	76.39	0.426	17:13:33.282	
8 -	38.342	30.850	1:09.192	75.75	1.010	17:14:42.474	

BMCRC - MRO Championships 2023 - Rnd 2 @ Pembrey

MRO Minitwins & BMCRC Rookie Minitwins

RACE 19 - SECTOR ANALYSIS



SECTOR 1 = FL to I1, SECTOR 2 = I1 to FL, DIFF = Difference To Personal Best Lap, P = Crossed Finish Line in Pit Lane, D = Time Disallowed

P11 67 RMT		Simon HARVEY		Suzuki SV650 - Kids Inheritance (Sorry)			
IDEAL LAP TIME : 1:08.850		BEST LAP TIME : 1:09.508		DIFFERENCE : 0.658			
LAP	SECTOR 1	SECTOR 2	LAP TIME	MPH	DIFF	TIME OF DAY	
1 -		31.554	1:17.310	67.79	7.802	17:06:37.307	
2 -	39.008	30.575	1:09.583 (2)	75.32	0.075	17:07:46.890	
3 -			1:10.497	74.35	0.989	17:08:57.387	
4 -			1:10.376	74.47	0.868	17:10:07.763	
5 -	38.439	31.069	1:09.508 (1)	75.41		17:11:17.271	
6 -	39.027	31.201	1:10.228	74.63	0.720	17:12:27.499	
7 -	39.156	31.903	1:11.059	73.76	1.551	17:13:38.558	
8 -	39.394	30.411	1:09.805 (3)	75.08	0.297	17:14:48.363	

P12 47		Tristan BOHANAN		Suzuki SV 650 -			
IDEAL LAP TIME : 1:09.368		BEST LAP TIME : 1:09.614		DIFFERENCE : 0.246			
LAP	SECTOR 1	SECTOR 2	LAP TIME	MPH	DIFF	TIME OF DAY	
1 -		31.350	1:17.533	67.60	7.919	17:06:37.530	
2 -	39.346	31.217	1:10.563	74.28	0.949	17:07:48.093	
3 -			1:10.463	74.38	0.849	17:08:58.556	
4 -			1:09.969 (3)	74.91	0.355	17:10:08.525	
5 -	38.551	31.063	1:09.614 (1)	75.29		17:11:18.139	
6 -	38.717	31.199	1:09.916 (2)	74.96	0.302	17:12:28.055	
7 -	38.870	31.563	1:10.433	74.41	0.819	17:13:38.488	
8 -	39.759	30.817	1:10.576	74.26	0.962	17:14:49.064	

P13 191		Justin GRACE		Suzuki SV650 - G-Race Motorsports			
IDEAL LAP TIME : 1:08.744		BEST LAP TIME : 1:09.191		DIFFERENCE : 0.447			
LAP	SECTOR 1	SECTOR 2	LAP TIME	MPH	DIFF	TIME OF DAY	
1 -		31.323	1:18.603	66.68	9.412	17:06:38.600	
2 -	39.075	31.247	1:10.322	74.53	1.131	17:07:48.922	
3 -			1:09.856 (2)	75.03	0.665	17:08:58.778	
4 -			1:10.229	74.63	1.038	17:10:09.007	
5 -	38.314	30.877	1:09.191 (1)	75.75		17:11:18.198	
6 -	38.823	31.264	1:10.087	74.78	0.896	17:12:28.285	
7 -	39.044	31.725	1:10.769	74.06	1.578	17:13:39.054	
8 -	39.645	30.430	1:10.075 (3)	74.79	0.884	17:14:49.129	

P14 666 RMT		James LLEWELLYN		Suzuki SV650 - Tough Films Ltd			
IDEAL LAP TIME : 1:08.980		BEST LAP TIME : 1:08.980		DIFFERENCE : 0.000			
LAP	SECTOR 1	SECTOR 2	LAP TIME	MPH	DIFF	TIME OF DAY	
1 -		31.463	1:18.225	67.00	9.245	17:06:38.222	
2 -	39.086	31.037	1:10.123	74.74	1.143	17:07:48.345	
3 -			1:09.938 (3)	74.94	0.958	17:08:58.283	
4 -			1:09.822 (2)	75.07	0.842	17:10:08.105	
5 -	38.326	30.654	1:08.980 (1)	75.98		17:11:17.085	
6 -	39.446	31.320	1:10.766	74.06	1.786	17:12:27.851	
7 -	39.389	31.434	1:10.823	74.00	1.843	17:13:38.674	
8 -	40.419	31.285	1:11.704	73.10	2.724	17:14:50.378	

P15 910 RMT		Harry GOWER		Suzuki SV650 - RightGear Motorcycles			
IDEAL LAP TIME : 1:08.527		BEST LAP TIME : 1:08.527		DIFFERENCE : 0.000			
LAP	SECTOR 1	SECTOR 2	LAP TIME	MPH	DIFF	TIME OF DAY	
1 -		32.261	1:20.158	65.39	11.631	17:06:40.155	
2 -	40.745	31.615	1:12.360	72.43	3.833	17:07:52.515	
3 -			1:10.954	73.87	2.427	17:09:03.469	
4 -	38.940	30.940	1:09.880 (2)	75.00	1.353	17:10:13.349	
5 -	38.805	31.106	1:09.911 (3)	74.97	1.384	17:11:23.260	
6 -	39.103	30.888	1:09.991	74.88	1.464	17:12:33.251	
7 -	39.071	31.269	1:10.340	74.51	1.813	17:13:43.591	
8 -	38.338	30.189	1:08.527 (1)	76.48		17:14:52.118	

BMCRC - MRO Championships 2023 - Rnd 2 @ Pembrey

MRO Minitwins & BMCRC Rookie Minitwins

RACE 19 - SECTOR ANALYSIS



SECTOR 1 = FL to I1, SECTOR 2 = I1 to FL, DIFF = Difference To Personal Best Lap, P = Crossed Finish Line in Pit Lane, D = Time Disallowed

P16 777 RMT Richard HIRST		Suzuki SV650 - Northern garage conversion				
IDEAL LAP TIME : 1:12.427		BEST LAP TIME : 1:12.372		DIFFERENCE : -0.055		
LAP	SECTOR 1	SECTOR 2	LAP TIME	MPH	DIFF	TIME OF DAY
1 -		32.431	1:20.890	64.79	8.518	17:06:40.887
2 -	40.634	32.309	1:12.943	71.85	0.571	17:07:53.830
3 -			1:12.372 (1)	72.42		17:09:06.202
4 -	40.435	32.122	1:12.557 (2)	72.24	0.185	17:10:18.759
5 -	40.576	32.561	1:13.137	71.66	0.765	17:11:31.896
6 -	41.790	32.318	1:14.108	70.72	1.736	17:12:46.004
7 -	40.651	31.992	1:12.643 (3)	72.15	0.271	17:13:58.647

P17 93 Tony BOTTO		Suzuki SV 650 - TB Motorcycles				
IDEAL LAP TIME :		BEST LAP TIME :		DIFFERENCE :		
LAP	SECTOR 1	SECTOR 2	LAP TIME	MPH	DIFF	TIME OF DAY
1 -		33.621	1:20.643	64.99		17:06:40.640

BMCRC - MRO Championships 2023 - Rnd 2 @ Pembrey

MRO Minitwins & BMCRC Rookie Minitwins

RACE 19 - BEST SECTORS

SECTOR 1			SECTOR 2			IDEAL / BEST COMPARISON						
POS	NO	NAME	TIME	NO	NAME	TIME	POS	NO	NAME	IDEAL	BEST	DIFF
									PERFECT LAP	1:03.420		
1	1	TWYFORD	35.356	1	TWYFORD	28.064	1	1	TWYFORD	1:03.420	1:03.420	0.000
2	58	KILLWORTH	35.619	19	LILLEY	28.591	2	58	KILLWORTH	1:04.384	1:04.491	0.107
3	19	LILLEY	36.228	99	ELLIS	28.755	3	19	LILLEY	1:04.819	1:05.056	0.237
4	99	ELLIS	36.357	58	KILLWORTH	28.765	4	99	ELLIS	1:05.112	1:05.346	0.234
5	81	MAY	36.570	21	FINNIS	29.171	5	21	FINNIS	1:05.913	1:05.913	0.000
6	21	FINNIS	36.742	3	ARBON	29.413	6	81	MAY	1:06.451	1:06.913	0.462
7	15	SVENSEN	37.377	81	MAY	29.881	7	3	ARBON	1:06.805	1:06.828	0.023
8	3	ARBON	37.392	15	SVENSEN	29.935	8	15	SVENSEN	1:07.312	1:07.344	0.032
9	73	LECOQ	37.511	910	GOWER	30.189	9	73	LECOQ	1:08.182	1:08.182	0.000
10	127	CHAM	38.176	127	CHAM	30.410	10	910	GOWER	1:08.527	1:08.527	0.000
11	191	GRACE	38.314	67	HARVEY	30.411	11	127	CHAM	1:08.586	1:08.795	0.209
12	666	LLEWELLYN	38.326	191	GRACE	30.430	12	191	GRACE	1:08.744	1:09.191	0.447
13	910	GOWER	38.338	666	LLEWELLYN	30.654	13	67	HARVEY	1:08.850	1:09.508	0.658
14	67	HARVEY	38.439	73	LECOQ	30.671	14	666	LLEWELLYN	1:08.980	1:08.980	0.000
15	47	BOHANAN	38.551	47	BOHANAN	30.817	15	47	BOHANAN	1:09.368	1:09.614	0.246
16	777	HIRST	40.435	777	HIRST	31.992	16	777	HIRST	1:12.427	1:12.372	-0.055
17				93	BOTTO	33.621	17	93	BOTTO			
18												

BMCRC - MRO Championships 2023 - Rnd 2 @ Pembrey

MRO Minitwins & BMCRC Rookie Minitwins

RACE 19 - STATISTICS

Competitors Started 18
Planned Start 2023-04-08 @ 17:44:00.000
Actual Start 2023-04-08 @ 17:05:19.996
Finish Time 2023-04-08 @ 17:13:56.549
Track Length 1.4560mi.
Total Laps 128
Total Distance Covered 186.3680mi.

Session Fastest Lap History

NO	CL	NAME	LAP TIME	TIME OF DAY	LAP	VEHICLE
1		David TWYFORD	1:03.843	17:07:32.412	2	Suzuki SV650
1		David TWYFORD	1:03.420	17:08:35.831	3	Suzuki SV650

Session Leader History

NO	CL	NAME	FROM LAP	LAPS LED	DISTANCE	VEHICLE
1		David TWYFORD	1	8	11.64 miles	Suzuki SV650

Flag History

TYPE	TIME OF DAY
GREEN	17:05:19.996
FINISH	17:13:56.549

Flag Statistics

TYPE	COUNT	TOTAL LAPS	TOTAL TIME
Green	1	8	9:43.295
Red	0	0	0.000
Safety Car	0	0	0.000
FCY	0	0	0.000

BMCRC - MRO Championships 2023 - Rnd 2 @ Pembrey

MRO Minitwins & BMCRC Rookie Minitwins

RACE 19 - STATISTICS

CLASS :

11 Starters

Fastest Lap History

NO	NAME	LAP TIME	TIME OF DAY	LAP	VEHICLE
1	David TWYFORD	1:03.843	17:07:32.412	2	Suzuki SV650
1	David TWYFORD	1:03.420	17:08:35.831	3	Suzuki SV650

Leader History

NO	NAME	FROM LAP	LAPS LED	DISTANCE	VEHICLE
1	David TWYFORD	1	8	11.64 miles	Suzuki SV650

BMCRC - MRO Championships 2023 - Rnd 2 @ Pembrey

MRO Minitwins & BMCRC Rookie Minitwins

RACE 19 - STATISTICS

CLASS : RMT

7 Starters

Fastest Lap History

NO	NAME	LAP TIME	TIME OF DAY	LAP	VEHICLE
21	Toby FINNIS	1:05.913	17:07:38.094	2	Suzuki SV650

Leader History

NO	NAME	FROM LAP	LAPS LED	DISTANCE	VEHICLE
21	Toby FINNIS	1	8	11.64 miles	Suzuki SV650

BMCRC - MRO Championships 2023 - Rnd 2 @ Pembrey



MRO Minitwins & BMCRC Rookie Minitwins

RACE 9 - GRID (10 Laps)

ROW 7	1		1		19	167 Terry SMITH
ROW 6	18	777 Richard HIRST 1:12.372	17	93 Tony BOTTO	16	47 Tristan BOHANAN 1:09.614
ROW 5	15	67 Simon HARVEY 1:09.508	14	191 Justin GRACE 1:09.191	13	666 James LLEWELLYN 1:08.980
ROW 4	12	127 Matthew CHAM 1:08.795	11	910 Harry GOWER 1:08.527	10	73 Esteban LECOQ 1:08.182
ROW 3	9	5 Barry MANTELL	8	15 James SVENSEN 1:07.344	7	81 Malvern MAY 1:06.913
ROW 2	6	3 Oliver ARBON 1:06.828	5	21 Toby FINNIS 1:05.913	4	99 Lee ELLIS 1:05.346
ROW 1	3	19 Kevin LILLEY 1:05.056	2	58 Stacey KILLWORTH 1:04.491	1	1 David TWYFORD 1:03.420
Pole						

Pembrey National: 1.4560 miles

These results are provisional until the conclusion of any judicial and technical matters.

Clerk Of Course :	Stewards :	Timekeeper : Sarah Evans
-------------------	------------	--------------------------

Results can be found at www.tsl-timing.com

Printed - 17:19 Saturday, 08 April 2023



BMCRC - MRO Championships 2023 - Rnd 2 @ Pembrey



MRO Minitwins & BMCRC Rookie Minitwins

RACE 9 - CLASSIFICATION

POS	NO	CL	PIC NAME	ENTRY	LAPS	TIME	GAP	DIFF	MPH	BEST	ON
1	1		1 David TWYFORD	Suzuki SV650 - MHP, IMP Racing	10	10:44.579			81.31	1:03.462	4
2	19		2 Kevin LILLEY	Suzuki SV650 - Trafalgar Cleaning Eqpt. / Steve Jorr	10	11:00.069	15.490	15.490	79.40	1:04.723	3
3	99		3 Lee ELLIS	Suzuki SV650 - ATP Motorsport	10	11:00.379	15.800	0.310	79.37	1:04.795	7
4	58		4 Stacey KILLWORTH	Suzuki SV650 - Greenplant/Everns	10	11:00.498	15.919	0.119	79.35	1:04.564	7
5	5		5 Barry MANTELL	Suzuki SV650 S - Swedish car connection	10	11:01.033	16.454	0.535	79.29	1:04.604	8
6	21	RMT	1 Toby FINNIS	Suzuki SV650 - NOKA RACING - PRIME/TWT	10	11:03.423	18.844	2.390	79.00	1:05.476	5
7	3		6 Oliver ARBON	Suzuki SV650 - tt plumbing and heating	10	11:05.991	21.412	2.568	78.70	1:05.613	5
8	81		7 Malvern MAY	Suzuki SV650 - IMP racing	10	11:23.095	38.516	17.104	76.73	1:06.879	7
9	15	RMT	2 James SVENSEN	Suzuki SV650S -	10	11:23.402	38.823	0.307	76.69	1:07.292	4
10	910	RMT	3 Harry GOWER	Suzuki SV650 - RightGear Motorcycles	10	11:26.564	41.985	3.162	76.34	1:06.520	10
11	127	RMT	4 Matthew CHAM	Ducati MONSTER 696 - In development	10	11:32.999	48.420	6.435	75.63	1:08.220	8
12	73		8 Esteban LECOQ	Suzuki SV650 -	10	11:34.708	50.129	1.709	75.45	1:08.465	5
13	167	RMT	5 Terry SMITH	Suzuki SV650 - IMP Racing	10	11:43.024	58.445	8.316	74.55	1:08.403	9
14	191		9 Justin GRACE	Suzuki SV650 - G-Race Motorsports	10	11:43.436	58.857	0.412	74.51	1:08.640	10
15	47		10 Tristan BOHANAN	Suzuki SV 650 -	10	11:44.527	59.948	1.091	74.39	1:08.981	4
16	93		11 Tony BOTTO	Suzuki SV 650 - TB Motorcycles	10	11:49.495	1:04.916	4.968	73.87	1:08.462	8
17	67	RMT	6 Simon HARVEY	Suzuki SV650 - Kids Inheritance (Sorry)	9	10:46.583	1 Lap	1 Lap	72.95	1:09.590	6
18	777	RMT	7 Richard HIRST	Suzuki SV650 - Northern garage conversion	9	11:00.319	1 Lap	13.736	71.44	1:11.098	8

NOT STARTED

NS 666 RMT James LLEWELLYN Suzuki SV650 - Tough Films Ltd

FASTEST LAP

1	David TWYFORD	Suzuki SV650 - MHP, IMP Racing	4	1:03.462	82.59 mph	132.92 kph
21	RMT Toby FINNIS	Suzuki SV650 - NOKA RACING - PRIME/TWT	5	1:05.476	80.05 mph	128.83 kph

Class - 92.5% of Race Speed = 75.21 mph

Class RMT - 92.5% of Race Speed = 73.07 mph

Weather / Track : Bright / Dry

These results are provisional until the conclusion of any judicial and technical matters.

Race Distance: 10 Laps / 14.56 miles

Pembrey National: 1.4560 miles

Date: 09/04/2023 Start: 11:57 Finish: 12:08

Clerk Of Course :	Stewards :	Timekeeper : Sarah Evans
-------------------	------------	--------------------------

Results can be found at www.tsl-timing.com

Printed - 12:10 Sunday, 09 April 2023



BMCRC - MRO Championships 2023 - Rnd 2 @ Pembrey

MRO Minitwins & BMCRC Rookie Minitwins

RACE 9 - LAP CHART

LAP 1 @ 11:58:57.942			LAP 4 @ 12:02:09.578			LAP 7 @ 12:05:21.597			LAP 10 @ 12:08:34.669		
NO	BEHIND	LAP TIME	NO	BEHIND	LAP TIME	NO	BEHIND	LAP TIME	NO	BEHIND	LAP TIME
1		1:07.852	1		1:03.462	1		1:04.064	1		1:04.268
99	2.747	1:10.599	19	7.164	1:05.176	19	11.508	1:05.553	67	1 Lap	1:11.070
58	2.829	1:10.681	58	8.115	1:05.128	58	11.752	1:04.564	19	15.490	1:05.552
19	3.030	1:10.882	99	8.783	1:05.939	99	12.366	1:04.795	777	1 Lap	1:11.855
21	3.436	1:11.288	21	9.197	1:05.950	5	13.563	1:05.038	99	15.800	1:05.599
3	3.943	1:11.795	3	9.742	1:05.803	21	14.402	1:06.042	58	15.919	1:05.583
5	4.881	1:12.733	5	9.868	1:05.650	3	15.495	1:06.233	5	16.454	1:05.983
15	5.467	1:13.319	15	16.579	1:07.292	15	27.695	1:07.619	21	18.844	1:06.353
81	5.683	1:13.535	81	18.634	1:07.877	81	28.116	1:06.879	3	21.412	1:06.231
191	7.025	1:14.877	73	22.310	1:09.278	910	34.220	1:07.052	81	38.516	1:07.555
73	7.220	1:15.072	127	22.360	1:09.200	127	36.497	1:08.918	15	38.823	1:07.890
127	7.282	1:15.134	910	22.618	1:07.741	73	36.586	1:09.201	910	41.985	1:06.520
47	8.280	1:16.132	47	25.165	1:08.981	47	43.972	1:10.108	127	48.420	1:08.353
910	10.049	1:17.901	191	26.067	1:10.142	191	44.203	1:10.120	73	50.129	1:09.087
167	11.068	1:18.920	167	29.246	1:09.308	167	44.418	1:09.382	167	58.445	1:08.994
67	11.439	1:19.291	67	34.484	1:11.009	93	51.347	1:08.796	191	58.857	1:08.640
93	12.070	1:19.922	93	34.817	1:10.953	67	52.971	1:09.918	47	59.948	1:09.141
777	13.761	1:21.613	777	39.450	1:12.325				93	1:04.916	1:09.037

LAP 2 @ 12:00:02.219			LAP 5 @ 12:03:13.429			LAP 8 @ 12:06:26.182		
NO	BEHIND	LAP TIME	NO	BEHIND	LAP TIME	NO	BEHIND	LAP TIME
1		1:04.277	1		1:03.851	1		1:04.585
99	4.387	1:05.917	19	8.339	1:05.026	777	1 Lap	1:12.979
19	4.624	1:05.871	58	10.198	1:05.934	19	12.939	1:06.016
58	4.759	1:06.207	99	10.743	1:05.811	58	13.112	1:05.945
21	5.010	1:05.851	21	10.822	1:05.476	99	13.303	1:05.522
3	5.565	1:05.899	3	11.504	1:05.613	5	13.582	1:04.604
5	6.530	1:05.926	5	11.721	1:05.704	21	15.428	1:05.611
15	8.904	1:07.714	15	20.599	1:07.871	3	17.470	1:06.560
81	9.845	1:08.439	81	22.199	1:07.416	15	31.039	1:07.929
73	11.581	1:08.638	81	22.199	1:07.416	81	31.582	1:08.051
127	11.721	1:08.716	73	26.924	1:08.465	910	37.177	1:07.542
191	13.305	1:10.557	910	27.061	1:08.294	127	40.132	1:08.220
47	13.554	1:09.551	127	27.280	1:08.771	73	40.764	1:08.763
910	14.573	1:08.801	47	31.533	1:10.219	191	49.387	1:09.769
167	17.786	1:10.995	191	31.958	1:09.742	167	49.535	1:09.702
67	18.815	1:11.653	167	34.659	1:09.264	47	50.255	1:10.868
93	19.188	1:11.395	67	41.631	1:10.998	93	55.224	1:08.462
777	22.443	1:12.959	93	41.796	1:10.830	67	59.421	1:11.035
			777	48.338	1:12.739			

LAP 3 @ 12:01:06.116			LAP 6 @ 12:04:17.533			LAP 9 @ 12:07:30.401		
NO	BEHIND	LAP TIME	NO	BEHIND	LAP TIME	NO	BEHIND	LAP TIME
1		1:03.897	1		1:04.104	1		1:04.219
19	5.450	1:04.723	19	10.019	1:05.784	777	1 Lap	1:11.098
99	6.306	1:05.816	58	11.252	1:05.158	19	14.206	1:05.486
58	6.449	1:05.587	99	11.635	1:04.996	99	14.469	1:05.385
21	6.709	1:05.596	21	12.424	1:05.706	58	14.604	1:05.711
3	7.401	1:05.733	5	12.589	1:04.972	5	14.739	1:05.376
5	7.680	1:05.047	3	13.326	1:05.926	21	16.759	1:05.550
15	12.749	1:07.742	15	24.140	1:07.645	3	19.449	1:06.198
81	14.219	1:08.271	81	25.301	1:07.206	15	35.201	1:08.381
73	16.494	1:08.810	910	31.232	1:08.275	81	35.229	1:07.866
127	16.622	1:08.798	73	31.449	1:08.629	910	39.733	1:06.775
910	18.339	1:07.663	127	31.643	1:08.467	127	44.335	1:08.422
191	19.387	1:09.979	47	37.928	1:10.499	73	45.310	1:08.765
47	19.646	1:09.989	191	38.147	1:10.293	167	53.719	1:08.403
167	23.400	1:09.511	167	39.100	1:08.545	191	54.485	1:09.317
67	26.937	1:12.019	93	46.615	1:08.923	47	55.075	1:09.039
93	27.326	1:12.035	67	47.117	1:09.590	93	1:00.147	1:09.142
777	30.587	1:12.041	777	56.944	1:12.710			

Weather / Track : Bright / Dry

Pembrey National: 1.4560 miles
Date: 09/04/2023 Start: 11:57 Finish: 12:08

Results can be found at www.tsl-timing.com

Printed - 12:10 Sunday, 09 April 2023

BMCRC - MRO Championships 2023 - Rnd 2 @ Pembrey

MRO Minitwins & BMCRC Rookie Minitwins

RACE 9 - POSITION CHART

No	Name	Lap Pos	Lap											
			1	2	3	4	5	6	7	8	9	10		
1	TWYFORD	1	1	1	1	1	1	1	1	1	1	1	1	1
58	KILLWORTH	2	99	99	19	19	19	19	19	19	19	19	19	19
19	LILLEY	3	58	19	99	58	58	58	58	58	58	99	99	99
99	ELLIS	4	19	58	58	99	99	99	99	99	99	58	58	58
21	FINNIS	5	21	21	21	21	21	21	21	5	5	5	5	5
3	ARBON	6	3	3	3	3	3	3	5	21	21	21	21	21
81	MAY	7	5	5	5	5	5	5	3	3	3	3	3	3
15	SVENSEN	8	15	15	15	15	15	15	15	15	15	15	15	81
5	MANTELL	9	81	81	81	81	81	81	81	81	81	81	81	15
73	LECOQ	10	191	73	73	73	73	73	910	910	910	910	910	910
910	GOWER	11	73	127	127	127	127	910	73	127	127	127	127	127
127	CHAM	12	127	191	910	910	127	127	73	73	73	73	73	73
666	LLEWELLYN	13	47	47	191	47	47	47	47	47	191	167	167	167
191	GRACE	14	910	910	47	191	191	191	191	167	191	191	191	191
67	HARVEY	15	167	167	167	167	167	167	167	167	47	47	47	47
47	BOHANAN	16	67	67	67	67	67	67	93	93	93	93	93	93
93	BOTTO	17	93	93	93	93	93	93	67	67	67	67	67	67
777	HIRST	18	777	777	777	777	777	777	777	777	777	777	777	777
167	SMITH	19												

BMCRC - MRO Championships 2023 - Rnd 2 @ Pembrey

MRO Minitwins & BMCRC Rookie Minitwins

RACE 9 - SECTOR ANALYSIS



SECTOR 1 = FL to I1, SECTOR 2 = I1 to FL, DIFF = Difference To Personal Best Lap, P = Crossed Finish Line in Pit Lane, D = Time Disallowed

P1		1		David TWYFORD		Suzuki SV650 - MHP, IMP Racing	
IDEAL LAP TIME : 1:03.462		BEST LAP TIME : 1:03.462		DIFFERENCE : 0.000			
LAP	SECTOR 1	SECTOR 2	LAP TIME	MPH	DIFF	TIME OF DAY	
1 -		28.292	1:07.852	77.25	4.390	11:58:57.942	
2 -	35.729	28.548	1:04.277	81.54	0.815	12:00:02.219	
3 -	35.704	28.193	1:03.897 (3)	82.03	0.435	12:01:06.116	
4 -	35.306	28.156	1:03.462 (1)	82.59		12:02:09.578	
5 -	35.444	28.407	1:03.851 (2)	82.09	0.389	12:03:13.429	
6 -	35.670	28.434	1:04.104	81.76	0.642	12:04:17.533	
7 -	35.515	28.549	1:04.064	81.81	0.602	12:05:21.597	
8 -	36.093	28.492	1:04.585	81.15	1.123	12:06:26.182	
9 -	35.969	28.250	1:04.219	81.62	0.757	12:07:30.401	
10 -	35.700	28.568	1:04.268	81.55	0.806	12:08:34.669	

P2		19		Kevin LILLEY		Suzuki SV650 - Trafalgar Cleaning Eqpt. / Steve Jordan Motorcy	
IDEAL LAP TIME : 1:04.547		BEST LAP TIME : 1:04.723		DIFFERENCE : 0.176			
LAP	SECTOR 1	SECTOR 2	LAP TIME	MPH	DIFF	TIME OF DAY	
1 -		29.207	1:10.882	73.94	6.159	11:59:00.972	
2 -	36.467	29.404	1:05.871	79.57	1.148	12:00:06.843	
3 -	35.811	28.912	1:04.723 (1)	80.98		12:01:11.566	
4 -	36.317	28.859	1:05.176 (3)	80.42	0.453	12:02:16.742	
5 -	36.290	28.736	1:05.026 (2)	80.60	0.303	12:03:21.768	
6 -	36.631	29.153	1:05.784	79.67	1.061	12:04:27.552	
7 -			1:05.553	79.95	0.830	12:05:33.105	
8 -	36.648	29.368	1:06.016	79.39	1.293	12:06:39.121	
9 -	36.385	29.101	1:05.486	80.04	0.763	12:07:44.607	
10 -	36.460	29.092	1:05.552	79.96	0.829	12:08:50.159	

P3		99		Lee ELLIS		Suzuki SV650 - ATP Motorsport	
IDEAL LAP TIME : 1:04.884		BEST LAP TIME : 1:04.795		DIFFERENCE : -0.089			
LAP	SECTOR 1	SECTOR 2	LAP TIME	MPH	DIFF	TIME OF DAY	
1 -		29.500	1:10.599	74.24	5.804	11:59:00.689	
2 -	36.560	29.357	1:05.917	79.51	1.122	12:00:06.606	
3 -	36.786	29.030	1:05.816	79.64	1.021	12:01:12.422	
4 -	37.219	28.720	1:05.939	79.49	1.144	12:02:18.361	
5 -	36.570	29.241	1:05.811	79.64	1.016	12:03:24.172	
6 -	36.287	28.709	1:04.996 (2)	80.64	0.201	12:04:29.168	
7 -			1:04.795 (1)	80.89		12:05:33.963	
8 -	36.175	29.347	1:05.522	79.99	0.727	12:06:39.485	
9 -	36.324	29.061	1:05.385 (3)	80.16	0.590	12:07:44.870	
10 -	36.381	29.218	1:05.599	79.90	0.804	12:08:50.469	

P4		58		Stacey KILLWORTH		Suzuki SV650 - Greenplant/Everns	
IDEAL LAP TIME : 1:04.948		BEST LAP TIME : 1:04.564		DIFFERENCE : -0.384			
LAP	SECTOR 1	SECTOR 2	LAP TIME	MPH	DIFF	TIME OF DAY	
1 -		29.357	1:10.681	74.15	6.117	11:59:00.771	
2 -	37.076	29.131	1:06.207	79.16	1.643	12:00:06.978	
3 -	36.630	28.957	1:05.587	79.91	1.023	12:01:12.565	
4 -	36.307	28.821	1:05.128 (2)	80.48	0.564	12:02:17.693	
5 -	36.938	28.996	1:05.934	79.49	1.370	12:03:23.627	
6 -	36.127	29.031	1:05.158 (3)	80.44	0.594	12:04:28.785	
7 -			1:04.564 (1)	81.18		12:05:33.349	
8 -	36.346	29.599	1:05.945	79.48	1.381	12:06:39.294	
9 -	36.649	29.062	1:05.711	79.76	1.147	12:07:45.005	
10 -	36.452	29.131	1:05.583	79.92	1.019	12:08:50.588	

BMCRC - MRO Championships 2023 - Rnd 2 @ Pembrey

MRO Minitwins & BMCRC Rookie Minitwins

RACE 9 - SECTOR ANALYSIS



SECTOR 1 = FL to I1, SECTOR 2 = I1 to FL, DIFF = Difference To Personal Best Lap, P = Crossed Finish Line in Pit Lane, D = Time Disallowed

P5		5		Barry MANTELL		Suzuki SV650 S - Swedish car connection	
IDEAL LAP TIME : 1:04.604		BEST LAP TIME : 1:04.604		DIFFERENCE : 0.000			
LAP	SECTOR 1	SECTOR 2	LAP TIME	MPH	DIFF	TIME OF DAY	
1 -		29.594	1:12.733	72.06	8.129	11:59:02.823	
2 -	36.848	29.078	1:05.926	79.50	1.322	12:00:08.749	
3 -	36.115	28.932	1:05.047	80.58	0.443	12:01:13.796	
4 -	36.691	28.959	1:05.650	79.84	1.046	12:02:19.446	
5 -	36.804	28.900	1:05.704	79.77	1.100	12:03:25.150	
6 -	36.196	28.776	1:04.972 (2)	80.67	0.368	12:04:30.122	
7 -			1:05.038 (3)	80.59	0.434	12:05:35.160	
8 -	35.969	28.635	1:04.604 (1)	81.13		12:06:39.764	
9 -	36.381	28.995	1:05.376	80.17	0.772	12:07:45.140	
10 -	36.697	29.286	1:05.983	79.43	1.379	12:08:51.123	

P6		21 RMT		Toby FINNIS		Suzuki SV650 - NOKA RACING - PRIME/TWT	
IDEAL LAP TIME : 1:05.311		BEST LAP TIME : 1:05.476		DIFFERENCE : 0.165			
LAP	SECTOR 1	SECTOR 2	LAP TIME	MPH	DIFF	TIME OF DAY	
1 -		29.243	1:11.288	73.52	5.812	11:59:01.378	
2 -	36.722	29.129	1:05.851	79.59	0.375	12:00:07.229	
3 -	36.582	29.014	1:05.596 (3)	79.90	0.120	12:01:12.825	
4 -	37.133	28.817	1:05.950	79.47	0.474	12:02:18.775	
5 -	36.506	28.970	1:05.476 (1)	80.05		12:03:24.251	
6 -	36.850	28.856	1:05.706	79.77	0.230	12:04:29.957	
7 -			1:06.042	79.36	0.566	12:05:35.999	
8 -	36.494	29.117	1:05.611	79.88	0.135	12:06:41.610	
9 -	36.630	28.920	1:05.550 (2)	79.96	0.074	12:07:47.160	
10 -	36.769	29.584	1:06.353	78.99	0.877	12:08:53.513	

P7		3		Oliver ARBON		Suzuki SV650 - tt plumbing and heating	
IDEAL LAP TIME : 1:05.605		BEST LAP TIME : 1:05.613		DIFFERENCE : 0.008			
LAP	SECTOR 1	SECTOR 2	LAP TIME	MPH	DIFF	TIME OF DAY	
1 -		29.241	1:11.795	73.00	6.182	11:59:01.885	
2 -	36.667	29.232	1:05.899	79.53	0.286	12:00:07.784	
3 -	36.713	29.020	1:05.733 (2)	79.74	0.120	12:01:13.517	
4 -	36.691	29.112	1:05.803 (3)	79.65	0.190	12:02:19.320	
5 -	36.675	28.938	1:05.613 (1)	79.88		12:03:24.933	
6 -	36.739	29.187	1:05.926	79.50	0.313	12:04:30.859	
7 -			1:06.233	79.13	0.620	12:05:37.092	
8 -	37.208	29.352	1:06.560	78.75	0.947	12:06:43.652	
9 -	36.726	29.472	1:06.198	79.18	0.585	12:07:49.850	
10 -	36.944	29.287	1:06.231	79.14	0.618	12:08:56.081	

P8		81		Malvern MAY		Suzuki SV650 - IMP racing	
IDEAL LAP TIME : 1:06.939		BEST LAP TIME : 1:06.879		DIFFERENCE : -0.060			
LAP	SECTOR 1	SECTOR 2	LAP TIME	MPH	DIFF	TIME OF DAY	
1 -		30.191	1:13.535	71.27	6.656	11:59:03.625	
2 -	38.474	29.965	1:08.439	76.58	1.560	12:00:12.064	
3 -	37.650	30.621	1:08.271	76.77	1.392	12:01:20.335	
4 -	37.578	30.299	1:07.877	77.22	0.998	12:02:28.212	
5 -	37.391	30.025	1:07.416 (3)	77.75	0.537	12:03:35.628	
6 -	37.458	29.748	1:07.206 (2)	77.99	0.327	12:04:42.834	
7 -			1:06.879 (1)	78.37		12:05:49.713	
8 -	37.791	30.260	1:08.051	77.02	1.172	12:06:57.764	
9 -	37.476	30.390	1:07.866	77.23	0.987	12:08:05.630	
10 -	37.191	30.364	1:07.555	77.59	0.676	12:09:13.185	

BMCRC - MRO Championships 2023 - Rnd 2 @ Pembrey

MRO Minitwins & BMCRC Rookie Minitwins

RACE 9 - SECTOR ANALYSIS



SECTOR 1 = FL to I1, SECTOR 2 = I1 to FL, DIFF = Difference To Personal Best Lap, P = Crossed Finish Line in Pit Lane, D = Time Disallowed

P9		15 RMT	James SVENSEN	Suzuki SV650S -		
IDEAL LAP TIME : 1:07.238		BEST LAP TIME : 1:07.292		DIFFERENCE : 0.054		
LAP	SECTOR 1	SECTOR 2	LAP TIME	MPH	DIFF	TIME OF DAY
1 -		30.420	1:13.319	71.48	6.027	11:59:03.409
2 -	37.780	29.934	1:07.714	77.40	0.422	12:00:11.123
3 -	37.445	30.297	1:07.742	77.37	0.450	12:01:18.865
4 -	37.499	29.793	1:07.292 (1)	77.89		12:02:26.157
5 -	37.768	30.103	1:07.871	77.22	0.579	12:03:34.028
6 -	37.528	30.117	1:07.645 (3)	77.48	0.353	12:04:41.673
7 -			1:07.619 (2)	77.51	0.327	12:05:49.292
8 -	37.815	30.114	1:07.929	77.16	0.637	12:06:57.221
9 -	37.722	30.659	1:08.381	76.65	1.089	12:08:05.602
10 -	37.839	30.051	1:07.890	77.20	0.598	12:09:13.492

P10		910 RMT	Harry GOWER	Suzuki SV650 - RightGear Motorcycles		
IDEAL LAP TIME : 1:06.520		BEST LAP TIME : 1:06.520		DIFFERENCE : 0.000		
LAP	SECTOR 1	SECTOR 2	LAP TIME	MPH	DIFF	TIME OF DAY
1 -		30.928	1:17.901	67.28	11.381	11:59:07.991
2 -	38.589	30.212	1:08.801	76.18	2.281	12:00:16.792
3 -	37.667	29.996	1:07.663	77.46	1.143	12:01:24.455
4 -	37.536	30.205	1:07.741	77.37	1.221	12:02:32.196
5 -	37.933	30.361	1:08.294	76.75	1.774	12:03:40.490
6 -	37.963	30.312	1:08.275	76.77	1.755	12:04:48.765
7 -			1:07.052 (3)	78.17	0.532	12:05:55.817
8 -	37.490	30.052	1:07.542	77.60	1.022	12:07:03.359
9 -	37.061	29.714	1:06.775 (2)	78.49	0.255	12:08:10.134
10 -	36.810	29.710	1:06.520 (1)	78.79		12:09:16.654

P11		127 RMT	Matthew CHAM	Ducati MONSTER 696 - In development		
IDEAL LAP TIME : 1:08.010		BEST LAP TIME : 1:08.220		DIFFERENCE : 0.210		
LAP	SECTOR 1	SECTOR 2	LAP TIME	MPH	DIFF	TIME OF DAY
1 -		30.530	1:15.134	69.76	6.914	11:59:05.224
2 -	38.335	30.381	1:08.716	76.27	0.496	12:00:13.940
3 -	38.454	30.344	1:08.798	76.18	0.578	12:01:22.738
4 -	38.552	30.648	1:09.200	75.74	0.980	12:02:31.938
5 -	38.017	30.754	1:08.771	76.21	0.551	12:03:40.709
6 -	37.940	30.527	1:08.467	76.55	0.247	12:04:49.176
7 -			1:08.918	76.05	0.698	12:05:58.094
8 -	37.694	30.526	1:08.220 (1)	76.83		12:07:06.314
9 -	38.106	30.316	1:08.422 (3)	76.60	0.202	12:08:14.736
10 -	37.846	30.507	1:08.353 (2)	76.68	0.133	12:09:23.089

P12		73	Esteban LECOQ	Suzuki SV650 -		
IDEAL LAP TIME : 1:08.236		BEST LAP TIME : 1:08.465		DIFFERENCE : 0.229		
LAP	SECTOR 1	SECTOR 2	LAP TIME	MPH	DIFF	TIME OF DAY
1 -		30.967	1:15.072	69.82	6.607	11:59:05.162
2 -	38.199	30.439	1:08.638 (3)	76.36	0.173	12:00:13.800
3 -	38.240	30.570	1:08.810	76.17	0.345	12:01:22.610
4 -	38.391	30.887	1:09.278	75.66	0.813	12:02:31.888
5 -	37.797	30.668	1:08.465 (1)	76.55		12:03:40.353
6 -	37.824	30.805	1:08.629 (2)	76.37	0.164	12:04:48.982
7 -			1:09.201	75.74	0.736	12:05:58.183
8 -	38.080	30.683	1:08.763	76.22	0.298	12:07:06.946
9 -	38.009	30.756	1:08.765	76.22	0.300	12:08:15.711
10 -	38.251	30.836	1:09.087	75.86	0.622	12:09:24.798

BMCRC - MRO Championships 2023 - Rnd 2 @ Pembrey

MRO Minitwins & BMCRC Rookie Minitwins

RACE 9 - SECTOR ANALYSIS



SECTOR 1 = FL to I1, SECTOR 2 = I1 to FL, DIFF = Difference To Personal Best Lap, P = Crossed Finish Line in Pit Lane, D = Time Disallowed

P13 167 RMT Terry SMITH			Suzuki SV650 - IMP Racing			
IDEAL LAP TIME : 1:08.403		BEST LAP TIME : 1:08.403		DIFFERENCE : 0.000		
LAP	SECTOR 1	SECTOR 2	LAP TIME	MPH	DIFF	TIME OF DAY
1 -		30.959	1:18.920	66.41	10.517	11:59:09.010
2 -	39.975	31.020	1:10.995	73.83	2.592	12:00:20.005
3 -	38.446	31.065	1:09.511	75.40	1.108	12:01:29.516
4 -	38.698	30.610	1:09.308	75.62	0.905	12:02:38.824
5 -	38.632	30.632	1:09.264	75.67	0.861	12:03:48.088
6 -			1:08.545 (2)	76.46	0.142	12:04:56.633
7 -	38.428	30.954	1:09.382	75.54	0.979	12:06:06.015
8 -	38.707	30.995	1:09.702	75.20	1.299	12:07:15.717
9 -	37.996	30.407	1:08.403 (1)	76.62		12:08:24.120
10 -	38.074	30.920	1:08.994 (3)	75.97	0.591	12:09:33.114

P14 191 Justin GRACE			Suzuki SV650 - G-Race Motorsports			
IDEAL LAP TIME : 1:08.640		BEST LAP TIME : 1:08.640		DIFFERENCE : 0.000		
LAP	SECTOR 1	SECTOR 2	LAP TIME	MPH	DIFF	TIME OF DAY
1 -		30.471	1:14.877	70.00	6.237	11:59:04.967
2 -	39.769	30.788	1:10.557	74.28	1.917	12:00:15.524
3 -	38.700	31.279	1:09.979	74.90	1.339	12:01:25.503
4 -	39.043	31.099	1:10.142	74.72	1.502	12:02:35.645
5 -	38.826	30.916	1:09.742 (3)	75.15	1.102	12:03:45.387
6 -			1:10.293	74.56	1.653	12:04:55.680
7 -	38.889	31.231	1:10.120	74.75	1.480	12:06:05.800
8 -	38.591	31.178	1:09.769	75.12	1.129	12:07:15.569
9 -	38.862	30.455	1:09.317 (2)	75.61	0.677	12:08:24.886
10 -	38.204	30.436	1:08.640 (1)	76.36		12:09:33.526

P15 47 Tristan BOHANAN			Suzuki SV 650 -			
IDEAL LAP TIME : 1:08.706		BEST LAP TIME : 1:08.981		DIFFERENCE : 0.275		
LAP	SECTOR 1	SECTOR 2	LAP TIME	MPH	DIFF	TIME OF DAY
1 -		30.747	1:16.132	68.84	7.151	11:59:06.222
2 -	38.713	30.838	1:09.551	75.36	0.570	12:00:15.773
3 -	38.940	31.049	1:09.989	74.89	1.008	12:01:25.762
4 -	38.605	30.376	1:08.981 (1)	75.98		12:02:34.743
5 -	39.051	31.168	1:10.219	74.64	1.238	12:03:44.962
6 -			1:10.499	74.34	1.518	12:04:55.461
7 -	38.844	31.264	1:10.108	74.76	1.127	12:06:05.569
8 -	39.660	31.208	1:10.868	73.96	1.887	12:07:16.437
9 -	38.330	30.709	1:09.039 (2)	75.92	0.058	12:08:25.476
10 -	38.392	30.749	1:09.141 (3)	75.81	0.160	12:09:34.617

P16 93 Tony BOTTO			Suzuki SV 650 - TB Motorcycles			
IDEAL LAP TIME : 1:08.400		BEST LAP TIME : 1:08.462		DIFFERENCE : 0.062		
LAP	SECTOR 1	SECTOR 2	LAP TIME	MPH	DIFF	TIME OF DAY
1 -		31.648	1:19.922	65.58	11.460	11:59:10.012
2 -	39.962	31.433	1:11.395	73.41	2.933	12:00:21.407
3 -	39.998	32.037	1:12.035	72.76	3.573	12:01:33.442
4 -	39.902	31.051	1:10.953	73.87	2.491	12:02:44.395
5 -	39.604	31.226	1:10.830	74.00	2.368	12:03:55.225
6 -			1:08.923 (3)	76.05	0.461	12:05:04.148
7 -	37.851	30.945	1:08.796 (2)	76.19	0.334	12:06:12.944
8 -	37.626	30.836	1:08.462 (1)	76.56		12:07:21.406
9 -	37.891	31.251	1:09.142	75.80	0.680	12:08:30.548
10 -	38.263	30.774	1:09.037	75.92	0.575	12:09:39.585

BMCRC - MRO Championships 2023 - Rnd 2 @ Pembrey

MRO Minitwins & BMCRC Rookie Minitwins

RACE 9 - SECTOR ANALYSIS



SECTOR 1 = FL to I1, SECTOR 2 = I1 to FL, DIFF = Difference To Personal Best Lap, P = Crossed Finish Line in Pit Lane, D = Time Disallowed

P17 67 RMT Simon HARVEY		Suzuki SV650 - Kids Inheritance (Sorry)				
IDEAL LAP TIME : 1:09.918		BEST LAP TIME : 1:09.590		DIFFERENCE : -0.328		
LAP	SECTOR 1	SECTOR 2	LAP TIME	MPH	DIFF	TIME OF DAY
1 -		31.459	1:19.291	66.10	9.701	11:59:09.381
2 -	40.315	31.338	1:11.653	73.15	2.063	12:00:21.034
3 -	40.162	31.857	1:12.019	72.78	2.429	12:01:33.053
4 -	39.917	31.092	1:11.009	73.81	1.419	12:02:44.062
5 -	39.771	31.227	1:10.998 (3)	73.82	1.408	12:03:55.060
6 -			1:09.590 (1)	75.32		12:05:04.650
7 -	39.256	30.662	1:09.918 (2)	74.96	0.328	12:06:14.568
8 -	40.113	30.922	1:11.035	73.78	1.445	12:07:25.603
9 -	40.151	30.919	1:11.070	73.75	1.480	12:08:36.673

P18 777 RMT Richard HIRST		Suzuki SV650 - Northern garage conversion				
IDEAL LAP TIME : 1:11.098		BEST LAP TIME : 1:11.098		DIFFERENCE : 0.000		
LAP	SECTOR 1	SECTOR 2	LAP TIME	MPH	DIFF	TIME OF DAY
1 -		32.373	1:21.613	64.22	10.515	11:59:11.703
2 -	40.576	32.383	1:12.959	71.84	1.861	12:00:24.662
3 -	40.148	31.893	1:12.041 (3)	72.75	0.943	12:01:36.703
4 -	39.994	32.331	1:12.325	72.47	1.227	12:02:49.028
5 -	40.520	32.219	1:12.739	72.06	1.641	12:04:01.767
6 -			1:12.710	72.08	1.612	12:05:14.477
7 -	40.398	32.581	1:12.979	71.82	1.881	12:06:27.456
8 -	39.436	31.662	1:11.098 (1)	73.72		12:07:38.554
9 -	39.788	32.067	1:11.855 (2)	72.94	0.757	12:08:50.409

BMCRC - MRO Championships 2023 - Rnd 2 @ Pembrey

MRO Minitwins & BMCRC Rookie Minitwins

RACE 9 - BEST SECTORS

SECTOR 1			SECTOR 2			IDEAL / BEST COMPARISON						
POS	NO	NAME	TIME	NO	NAME	TIME	POS	NO	NAME	IDEAL	BEST	DIFF
									PERFECT LAP	1:03.462		
1	1	TWYFORD	35.306	1	TWYFORD	28.156	1	1	TWYFORD	1:03.462	1:03.462	0.000
2	19	LILLEY	35.811	5	MANTELL	28.635	2	19	LILLEY	1:04.547	1:04.723	0.176
3	5	MANTELL	35.969	99	ELLIS	28.709	3	5	MANTELL	1:04.604	1:04.604	0.000
4	58	KILLWORTH	36.127	19	LILLEY	28.736	4	99	ELLIS	1:04.884	1:04.795	-0.089
5	99	ELLIS	36.175	21	FINNIS	28.817	5	58	KILLWORTH	1:04.948	1:04.564	-0.384
6	21	FINNIS	36.494	58	KILLWORTH	28.821	6	21	FINNIS	1:05.311	1:05.476	0.165
7	3	ARBON	36.667	3	ARBON	28.938	7	3	ARBON	1:05.605	1:05.613	0.008
8	910	GOWER	36.810	910	GOWER	29.710	8	910	GOWER	1:06.520	1:06.520	0.000
9	81	MAY	37.191	81	MAY	29.748	9	81	MAY	1:06.939	1:06.879	-0.060
10	15	SVENSEN	37.445	15	SVENSEN	29.793	10	15	SVENSEN	1:07.238	1:07.292	0.054
11	93	BOTTO	37.626	127	CHAM	30.316	11	127	CHAM	1:08.010	1:08.220	0.210
12	127	CHAM	37.694	47	BOHANAN	30.376	12	73	LECOQ	1:08.236	1:08.465	0.229
13	73	LECOQ	37.797	167	SMITH	30.407	13	93	BOTTO	1:08.400	1:08.462	0.062
14	167	SMITH	37.996	191	GRACE	30.436	14	167	SMITH	1:08.403	1:08.403	0.000
15	191	GRACE	38.204	73	LECOQ	30.439	15	191	GRACE	1:08.640	1:08.640	0.000
16	47	BOHANAN	38.330	67	HARVEY	30.662	16	47	BOHANAN	1:08.706	1:08.981	0.275
17	67	HARVEY	39.256	93	BOTTO	30.774	17	67	HARVEY	1:09.918	1:09.590	-0.328
18	777	HIRST	39.436	777	HIRST	31.662	18	777	HIRST	1:11.098	1:11.098	0.000

BMCRC - MRO Championships 2023 - Rnd 2 @ Pembrey

MRO Minitwins & BMCRC Rookie Minitwins

RACE 9 - STATISTICS

Competitors Started 18
Planned Start 2023-04-09 @ 12:00:00.000
Actual Start 2023-04-09 @ 11:57:50.089
Finish Time 2023-04-09 @ 12:08:34.668
Track Length 1.4560mi.
Total Laps 178
Total Distance Covered 259.1680mi.

Session Fastest Lap History

NO	CL	NAME	LAP TIME	TIME OF DAY	LAP	VEHICLE
1		David TWYFORD	1:04.277	12:00:02.243	2	Suzuki SV650
1		David TWYFORD	1:03.897	12:01:06.140	3	Suzuki SV650
1		David TWYFORD	1:03.462	12:02:09.602	4	Suzuki SV650

Session Leader History

NO	CL	NAME	FROM LAP	LAPS LED	DISTANCE	VEHICLE
1		David TWYFORD	1	10	14.56 miles	Suzuki SV650

Flag History

TYPE	TIME OF DAY
GREEN	11:57:50.089
FINISH	12:08:34.668

Flag Statistics

TYPE	COUNT	TOTAL LAPS	TOTAL TIME
Green	1	10	12:06.276
Red	0	0	0.000
Safety Car	0	0	0.000
FCY	0	0	0.000

BMCRC - MRO Championships 2023 - Rnd 2 @ Pembrey

MRO Minitwins & BMCRC Rookie Minitwins

RACE 9 - STATISTICS

CLASS :

11 Starters

Fastest Lap History

NO	NAME	LAP TIME	TIME OF DAY	LAP	VEHICLE
1	David TWYFORD	1:04.277	12:00:02.243	2	Suzuki SV650
1	David TWYFORD	1:03.897	12:01:06.140	3	Suzuki SV650
1	David TWYFORD	1:03.462	12:02:09.602	4	Suzuki SV650

Leader History

NO	NAME	FROM LAP	LAPS LED	DISTANCE	VEHICLE
1	David TWYFORD	1	10	14.56 miles	Suzuki SV650

BMCRC - MRO Championships 2023 - Rnd 2 @ Pembrey

MRO Minitwins & BMCRC Rookie Minitwins

RACE 9 - STATISTICS

CLASS : RMT

7 Starters

Fastest Lap History

NO	NAME	LAP TIME	TIME OF DAY	LAP	VEHICLE
21	Toby FINNIS	1:05.851	12:00:07.253	2	Suzuki SV650
21	Toby FINNIS	1:05.596	12:01:12.849	3	Suzuki SV650
21	Toby FINNIS	1:05.476	12:03:24.251	5	Suzuki SV650

Leader History

NO	NAME	FROM LAP	LAPS LED	DISTANCE	VEHICLE
21	Toby FINNIS	1	10	14.56 miles	Suzuki SV650

BMCRC - MRO Championships 2023 - Rnd 2 @ Pembrey



MRO Minitwins & BMCRC Rookie Minitwins

RACE 20 - GRID (10 Laps)

ROW 7	1		1		19	666 James LLEWELLYN
ROW 6	18	777 Richard HIRST 1:11.098	17	67 Simon HARVEY 1:09.590	16	47 Tristan BOHANAN 1:08.981
ROW 5	15	191 Justin GRACE 1:08.640	14	73 Esteban LECOQ 1:08.465	13	93 Tony BOTTO 1:08.462
ROW 4	12	167 Terry SMITH 1:08.403	11	127 Matthew CHAM 1:08.220	10	15 James SVENSEN 1:07.292
ROW 3	9	81 Malvern MAY 1:06.879	8	910 Harry GOWER 1:06.520	7	3 Oliver ARBON 1:05.613
ROW 2	6	21 Toby FINNIS 1:05.476	5	99 Lee ELLIS 1:04.795	4	19 Kevin LILLEY 1:04.723
ROW 1	3	5 Barry MANTELL 1:04.604	2	58 Stacey KILLWORTH 1:04.564	1	1 David TWYFORD 1:03.462
Pole						

Pembrey National: 1.4560 miles

These results are provisional until the conclusion of any judicial and technical matters.

Clerk Of Course :	Stewards :	Timekeeper : Sarah Evans
-------------------	------------	--------------------------

Results can be found at www.tsl-timing.com

Printed - 12:12 Sunday, 09 April 2023



BMCRC - MRO Championships 2023 - Rnd 2 @ Pembrey



MRO Minitwins & BMCRC Rookie Minitwins

RACE 20 - CLASSIFICATION

POS	NO	CL	PIC NAME	ENTRY	LAPS	TIME	GAP	DIFF	MPH	BEST	ON
1	1		1 David TWYFORD	Suzuki SV650 - MHP, IMP Racing	10	10:47.124			80.99	1:03.647	2
2	58		2 Stacey KILLWORTH	Suzuki SV650 - Greenplant/Everns	10	10:53.826	6.702	6.702	80.16	1:04.598	10
3	5		3 Barry MANTELL	Suzuki SV650 S - Swedish car connection	10	10:53.983	6.859	0.157	80.14	1:04.540	9
4	99		4 Lee ELLIS	Suzuki SV650 - ATP Motorsport	10	10:55.842	8.718	1.859	79.92	1:04.543	5
5	19		5 Kevin LILLEY	Suzuki SV650 - Trafalgar Cleaning Eqpt. / Steve Jorr	10	11:00.520	13.396	4.678	79.35	1:04.840	5
6	21	RMT	1 Toby FINNIS	Suzuki SV650 - NOKA RACING - PRIME/TWT	10	11:06.180	19.056	5.660	78.68	1:05.503	2
7	910	RMT	2 Harry GOWER	Suzuki SV650 - RightGear Motorcycles	10	11:11.252	24.128	5.072	78.08	1:05.915	7
8	81		6 Malvern MAY	Suzuki SV650 - IMP racing	10	11:22.645	35.521	11.393	76.78	1:06.381	10
9	15	RMT	3 James SVENSEN	Suzuki SV650S -	10	11:23.040	35.916	0.395	76.73	1:06.935	9
10	127	RMT	4 Matthew CHAM	Ducati MONSTER 696 - In development	10	11:27.314	40.190	4.274	76.26	1:07.439	2
11	47		7 Tristan BOHANAN	Suzuki SV 650 -	10	11:40.601	53.477	13.287	74.81	1:08.519	3
12	191		8 Justin GRACE	Suzuki SV650 - G-Race Motorsports	10	11:42.859	55.735	2.258	74.57	1:08.912	10
13	167	RMT	5 Terry SMITH	Suzuki SV650 - IMP Racing	10	11:44.098	56.974	1.239	74.44	1:08.817	4
14	93		9 Tony BOTTO	Suzuki SV 650 - TB Motorcycles	10	11:54.491	1:07.367	10.393	73.36	1:08.835	10
15	67	RMT	6 Simon HARVEY	Suzuki SV650 - Kids Inheritance (Sorry)	10	11:55.737	1:08.613	1.246	73.23	1:09.851	9
16	777	RMT	7 Richard HIRST	Suzuki SV650 - Northern garage conversion	10	11:56.824	1:09.700	1.087	73.12	1:09.985	9

NOT STARTED

NS	3		Oliver ARBON	Suzuki SV650 - tt plumbing and heating
NS	73		Esteban LECOQ	Suzuki SV650 -
NS	666	RMT	James LLEWELLYN	Suzuki SV650 - Tough Films Ltd

FASTEST LAP

1	David TWYFORD	Suzuki SV650 - MHP, IMP Racing	2	1:03.647	82.35 mph	132.53 kph
21	RMT Toby FINNIS	Suzuki SV650 - NOKA RACING - PRIME/TWT	2	1:05.503	80.02 mph	128.78 kph

Class - 92.5% of Race Speed = 74.91 mph

Class RMT - 92.5% of Race Speed = 72.77 mph

Weather / Track : Bright / Dry

These results are provisional until the conclusion of any judicial and technical matters.

Race Distance: 10 Laps / 14.56 miles

Pembrey National: 1.4560 miles

Date: 09/04/2023 Start: 15:43 Finish: 15:54

Clerk Of Course :	Stewards :	Timekeeper : Sarah Evans
-------------------	------------	--------------------------

Results can be found at www.tsl-timing.com

Printed - 15:58 Sunday, 09 April 2023



BMCRC - MRO Championships 2023 - Rnd 2 @ Pembrey

MRO Minitwins & BMCRC Rookie Minitwins

RACE 20 - LAP CHART

LAP 1 @ 15:44:46.222

NO	BEHIND	LAP TIME
1		1:08.548
5	1.405	1:09.953
58	1.552	1:10.100
99	2.389	1:10.937
21	2.687	1:11.235
19	2.827	1:11.375
15	4.327	1:12.875
127	5.099	1:13.647
81	6.486	1:15.034
910	6.539	1:15.087
167	7.580	1:16.128
191	7.725	1:16.273
47	7.974	1:16.522
67	10.306	1:18.854
93	10.990	1:19.538
777	11.266	1:19.814

LAP 2 @ 15:45:49.869

NO	BEHIND	LAP TIME
1		1:03.647
58	3.133	1:05.228
5	3.470	1:05.712
99	4.081	1:05.339
21	4.543	1:05.503
19	4.725	1:05.545
15	8.706	1:08.026
127	8.891	1:07.439
910	9.226	1:06.334
81	10.024	1:07.185
47	13.174	1:08.847
191	13.620	1:09.542
167	14.348	1:10.415
67	17.669	1:11.010
93	18.321	1:10.978
777	18.981	1:11.362

LAP 3 @ 15:46:53.919

NO	BEHIND	LAP TIME
1		1:04.050
58	3.972	1:04.889
5	4.311	1:04.891
99	5.095	1:05.064
19	5.615	1:04.940
21	6.452	1:05.959
127	12.499	1:07.658
910	12.603	1:07.427
15	13.053	1:08.397
81	13.533	1:07.559
47	17.643	1:08.519
191	18.922	1:09.352
167	19.331	1:09.033
67	23.908	1:10.289
93	25.216	1:10.945
777	25.370	1:10.439

LAP 4 @ 15:47:57.919

NO	BEHIND	LAP TIME
1		1:04.000
58	4.947	1:04.975
5	5.188	1:04.877
99	6.090	1:04.995

19	6.898	1:05.283
21	8.099	1:05.647
910	14.543	1:05.940
127	16.299	1:07.800
15	16.617	1:07.564
81	17.110	1:07.577
47	23.109	1:09.466
191	23.990	1:09.068
167	24.148	1:08.817
67	31.035	1:11.127
93	32.158	1:10.942
777	32.729	1:11.359

LAP 5 @ 15:49:02.182

NO	BEHIND	LAP TIME
1		1:04.263
58	5.393	1:04.709
5	5.677	1:04.752
99	6.370	1:04.543
19	7.475	1:04.840
21	10.151	1:06.315
910	16.532	1:06.252
127	19.602	1:07.566
81	20.043	1:07.196
15	20.196	1:07.842
47	27.718	1:08.872
191	29.540	1:09.813
167	30.218	1:10.333
67	37.567	1:10.795
93	38.540	1:10.645
777	39.180	1:10.714

LAP 6 @ 15:50:06.004

NO	BEHIND	LAP TIME
1		1:03.822
58	6.401	1:04.830
5	6.793	1:04.938
99	7.755	1:05.207
19	8.717	1:05.064
21	12.544	1:06.215
910	18.921	1:06.211
127	23.721	1:07.941
81	23.890	1:07.669
15	24.115	1:07.741
47	33.047	1:09.151
191	36.205	1:10.487
167	36.463	1:10.067
67	44.697	1:10.952
93	45.251	1:10.533
777	45.805	1:10.447

LAP 7 @ 15:51:10.191

NO	BEHIND	LAP TIME
1		1:04.187
58	7.039	1:04.825
5	7.272	1:04.666
99	8.639	1:05.071
19	10.043	1:05.513
21	14.142	1:05.785
910	20.649	1:05.915
127	27.197	1:07.663
81	27.570	1:07.867
15	27.718	1:07.790
47	38.523	1:09.663

191	41.155	1:09.137
167	41.437	1:09.161
67	51.955	1:11.445
93	52.694	1:11.630
777	53.279	1:11.661

LAP 8 @ 15:52:14.458

NO	BEHIND	LAP TIME
1		1:04.267
58	7.830	1:05.058
5	8.039	1:05.034
99	9.420	1:05.048
19	11.345	1:05.569
21	16.259	1:06.384
910	22.483	1:06.101
15	31.730	1:08.279
127	31.770	1:08.840
81	32.149	1:08.846
47	43.906	1:09.650
191	47.002	1:10.114
167	47.047	1:09.877
67	58.567	1:10.879
93	58.882	1:10.455
777	59.844	1:10.832

LAP 9 @ 15:53:18.723

NO	BEHIND	LAP TIME
1		1:04.265
58	8.179	1:04.614
5	8.314	1:04.540
99	9.818	1:04.663
19	13.182	1:06.102
21	18.506	1:06.512
910	24.140	1:05.922
15	34.400	1:06.935
81	35.215	1:07.331
127	36.596	1:09.091
47	49.659	1:10.018
167	52.577	1:09.795
191	52.898	1:10.161
67	1:04.153	1:09.851
93	1:04.607	1:09.990
777	1:05.564	1:09.985

LAP 10 @ 15:54:24.798

NO	BEHIND	LAP TIME
1		1:06.075
58	6.702	1:04.598
5	6.859	1:04.620
99	8.718	1:04.975
19	13.396	1:06.289
21	19.056	1:06.625
910	24.128	1:06.063
81	35.521	1:06.381
15	35.916	1:07.591
127	40.190	1:09.669
47	53.477	1:09.893
191	55.735	1:08.912
167	56.974	1:10.472
93	1:07.367	1:08.835
67	1:08.613	1:10.535
777	1:09.700	1:10.211

BMCRC - MRO Championships 2023 - Rnd 2 @ Pembrey

MRO Minitwins & BMCRC Rookie Minitwins

RACE 20 - POSITION CHART

No	Name	Lap Pos	Lap											
			1	2	3	4	5	6	7	8	9	10		
1	TWYFORD	1	1	1	1	1	1	1	1	1	1	1	1	1
58	KILLWORTH	2	5	58	58	58	58	58	58	58	58	58	58	58
5	MANTELL	3	58	5	5	5	5	5	5	5	5	5	5	5
19	LILLEY	4	99	99	99	99	99	99	99	99	99	99	99	99
99	ELLIS	5	21	21	19	19	19	19	19	19	19	19	19	19
21	FINNIS	6	19	19	21	21	21	21	21	21	21	21	21	21
3	ARBON	7	15	15	127	910	910	910	910	910	910	910	910	910
910	GOWER	8	127	127	910	127	127	127	127	15	15	81		
81	MAY	9	81	910	15	15	81	81	81	127	81	15		
15	SVENSEN	10	910	81	81	81	15	15	15	81	127	127		
127	CHAM	11	167	47	47	47	47	47	47	47	47	47	47	47
167	SMITH	12	191	191	191	191	191	191	191	191	167	191		
93	BOTTO	13	47	167	167	167	167	167	167	167	191	167		
73	LECOQ	14	67	67	67	67	67	67	67	67	67	93		
191	GRACE	15	93	93	93	93	93	93	93	93	93	67		
47	BOHANAN	16	777	777	777	777	777	777	777	777	777	777	777	777
67	HARVEY	17												
777	HIRST	18												
666	LLEWELLYN	19												

BMCRC - MRO Championships 2023 - Rnd 2 @ Pembrey

MRO Minitwins & BMCRC Rookie Minitwins

RACE 20 - SECTOR ANALYSIS



SECTOR 1 = FL to I1, SECTOR 2 = I1 to FL, DIFF = Difference To Personal Best Lap, P = Crossed Finish Line in Pit Lane, D = Time Disallowed

P1 1		David TWYFORD		Suzuki SV650 - MHP, IMP Racing		
IDEAL LAP TIME : 1:03.409		BEST LAP TIME : 1:03.647		DIFFERENCE : 0.238		
LAP	SECTOR 1	SECTOR 2	LAP TIME	MPH	DIFF	TIME OF DAY
1 -		28.440	1:08.548	76.46	4.901	15:44:46.222
2 -	35.137	28.510	1:03.647 (1)	82.35		15:45:49.869
3 -	35.536	28.514	1:04.050	81.83	0.403	15:46:53.919
4 -	35.510	28.490	1:04.000 (3)	81.90	0.353	15:47:57.919
5 -	35.840	28.423	1:04.263	81.56	0.616	15:49:02.182
6 -	35.406	28.416	1:03.822 (2)	82.12	0.175	15:50:06.004
7 -	35.664	28.523	1:04.187	81.66	0.540	15:51:10.191
8 -	35.906	28.361	1:04.267	81.55	0.620	15:52:14.458
9 -	35.993	28.272	1:04.265	81.56	0.618	15:53:18.723
10 -	36.145	29.930	1:06.075	79.32	2.428	15:54:24.798

P2 58		Stacey KILLWORTH		Suzuki SV650 - Greenplant/Everns		
IDEAL LAP TIME : 1:04.420		BEST LAP TIME : 1:04.598		DIFFERENCE : 0.178		
LAP	SECTOR 1	SECTOR 2	LAP TIME	MPH	DIFF	TIME OF DAY
1 -		28.803	1:10.100	74.77	5.502	15:44:47.774
2 -	36.007	29.221	1:05.228	80.35	0.630	15:45:53.002
3 -	35.951	28.938	1:04.889	80.77	0.291	15:46:57.891
4 -	35.965	29.010	1:04.975	80.67	0.377	15:48:02.866
5 -	35.869	28.840	1:04.709 (3)	81.00	0.111	15:49:07.575
6 -	35.783	29.047	1:04.830	80.85	0.232	15:50:12.405
7 -	35.820	29.005	1:04.825	80.85	0.227	15:51:17.230
8 -	35.920	29.138	1:05.058	80.56	0.460	15:52:22.288
9 -	35.617	28.997	1:04.614 (2)	81.12	0.016	15:53:26.902
10 -	35.679	28.919	1:04.598 (1)	81.14		15:54:31.500

P3 5		Barry MANTELL		Suzuki SV650 S - Swedish car connection		
IDEAL LAP TIME : 1:04.420		BEST LAP TIME : 1:04.540		DIFFERENCE : 0.120		
LAP	SECTOR 1	SECTOR 2	LAP TIME	MPH	DIFF	TIME OF DAY
1 -		29.140	1:09.953	74.93	5.413	15:44:47.627
2 -	36.721	28.991	1:05.712	79.76	1.172	15:45:53.339
3 -	36.080	28.811	1:04.891	80.77	0.351	15:46:58.230
4 -	36.000	28.877	1:04.877	80.79	0.337	15:48:03.107
5 -	35.970	28.782	1:04.752	80.94	0.212	15:49:07.859
6 -	35.945	28.993	1:04.938	80.71	0.398	15:50:12.797
7 -	36.081	28.585	1:04.666 (3)	81.05	0.126	15:51:17.463
8 -	35.951	29.083	1:05.034	80.59	0.494	15:52:22.497
9 -	35.835	28.705	1:04.540 (1)	81.21		15:53:27.037
10 -	35.974	28.646	1:04.620 (2)	81.11	0.080	15:54:31.657

P4 99		Lee ELLIS		Suzuki SV650 - ATP Motorsport		
IDEAL LAP TIME : 1:04.543		BEST LAP TIME : 1:04.543		DIFFERENCE : 0.000		
LAP	SECTOR 1	SECTOR 2	LAP TIME	MPH	DIFF	TIME OF DAY
1 -		29.132	1:10.937	73.89	6.394	15:44:48.611
2 -	36.488	28.851	1:05.339	80.22	0.796	15:45:53.950
3 -	36.136	28.928	1:05.064	80.56	0.521	15:46:59.014
4 -	36.193	28.802	1:04.995	80.64	0.452	15:48:04.009
5 -	35.953	28.590	1:04.543 (1)	81.21		15:49:08.552
6 -	36.121	29.086	1:05.207	80.38	0.664	15:50:13.759
7 -	36.162	28.909	1:05.071	80.55	0.528	15:51:18.830
8 -	36.285	28.763	1:05.048	80.58	0.505	15:52:23.878
9 -	36.017	28.646	1:04.663 (2)	81.06	0.120	15:53:28.541
10 -	36.033	28.942	1:04.975 (3)	80.67	0.432	15:54:33.516

BMCRC - MRO Championships 2023 - Rnd 2 @ Pembrey

MRO Minitwins & BMCRC Rookie Minitwins

RACE 20 - SECTOR ANALYSIS



SECTOR 1 = FL to I1, SECTOR 2 = I1 to FL, DIFF = Difference To Personal Best Lap, P = Crossed Finish Line in Pit Lane, D = Time Disallowed

P5 19 Kevin LILLEY		Suzuki SV650 - Trafalgar Cleaning Eqpt. / Steve Jordan Motorcy				
IDEAL LAP TIME : 1:04.840		BEST LAP TIME : 1:04.840		DIFFERENCE : 0.000		
LAP	SECTOR 1	SECTOR 2	LAP TIME	MPH	DIFF	TIME OF DAY
1 -		29.080	1:11.375	73.43	6.535	15:44:49.049
2 -	36.565	28.980	1:05.545	79.96	0.705	15:45:54.594
3 -	36.062	28.878	1:04.940 (2)	80.71	0.100	15:46:59.534
4 -	36.239	29.044	1:05.283	80.29	0.443	15:48:04.817
5 -	36.035	28.805	1:04.840 (1)	80.83		15:49:09.657
6 -	36.089	28.975	1:05.064 (3)	80.56	0.224	15:50:14.721
7 -	36.413	29.100	1:05.513	80.00	0.673	15:51:20.234
8 -	36.352	29.217	1:05.569	79.94	0.729	15:52:25.803
9 -	36.897	29.205	1:06.102	79.29	1.262	15:53:31.905
10 -	36.686	29.603	1:06.289	79.07	1.449	15:54:38.194

P6 21 RMT Toby FINNIS		Suzuki SV650 - NOKA RACING - PRIME/TWT				
IDEAL LAP TIME : 1:05.503		BEST LAP TIME : 1:05.503		DIFFERENCE : 0.000		
LAP	SECTOR 1	SECTOR 2	LAP TIME	MPH	DIFF	TIME OF DAY
1 -		29.187	1:11.235	73.58	5.732	15:44:48.909
2 -	36.414	29.089	1:05.503 (1)	80.02		15:45:54.412
3 -	36.502	29.457	1:05.959	79.46	0.456	15:47:00.371
4 -	36.473	29.174	1:05.647 (2)	79.84	0.144	15:48:06.018
5 -	36.666	29.649	1:06.315	79.04	0.812	15:49:12.333
6 -	36.675	29.540	1:06.215	79.16	0.712	15:50:18.548
7 -	36.476	29.309	1:05.785 (3)	79.67	0.282	15:51:24.333
8 -	37.070	29.314	1:06.384	78.95	0.881	15:52:30.717
9 -	37.005	29.507	1:06.512	78.80	1.009	15:53:37.229
10 -	36.781	29.844	1:06.625	78.67	1.122	15:54:43.854

P7 910 RMT Harry GOWER		Suzuki SV650 - RightGear Motorcycles				
IDEAL LAP TIME : 1:05.689		BEST LAP TIME : 1:05.915		DIFFERENCE : 0.226		
LAP	SECTOR 1	SECTOR 2	LAP TIME	MPH	DIFF	TIME OF DAY
1 -		29.850	1:15.087	69.80	9.172	15:44:52.761
2 -	36.888	29.446	1:06.334	79.01	0.419	15:45:59.095
3 -	37.594	29.833	1:07.427	77.73	1.512	15:47:06.522
4 -	36.717	29.223	1:05.940 (3)	79.49	0.025	15:48:12.462
5 -	36.821	29.431	1:06.252	79.11	0.337	15:49:18.714
6 -	36.727	29.484	1:06.211	79.16	0.296	15:50:24.925
7 -	36.840	29.075	1:05.915 (1)	79.52		15:51:30.840
8 -	36.838	29.263	1:06.101	79.29	0.186	15:52:36.941
9 -	36.680	29.242	1:05.922 (2)	79.51	0.007	15:53:42.863
10 -	36.614	29.449	1:06.063	79.34	0.148	15:54:48.926

P8 81 Malvern MAY		Suzuki SV650 - IMP racing				
IDEAL LAP TIME : 1:06.223		BEST LAP TIME : 1:06.381		DIFFERENCE : 0.158		
LAP	SECTOR 1	SECTOR 2	LAP TIME	MPH	DIFF	TIME OF DAY
1 -		30.844	1:15.034	69.85	8.653	15:44:52.708
2 -	37.401	29.784	1:07.185 (2)	78.01	0.804	15:45:59.893
3 -	37.402	30.157	1:07.559	77.58	1.178	15:47:07.452
4 -	37.319	30.258	1:07.577	77.56	1.196	15:48:15.029
5 -	37.005	30.191	1:07.196 (3)	78.00	0.815	15:49:22.225
6 -	37.406	30.263	1:07.669	77.45	1.288	15:50:29.894
7 -	37.604	30.263	1:07.867	77.23	1.486	15:51:37.761
8 -			1:08.846	76.13	2.465	15:52:46.607
9 -	37.835	29.496	1:07.331	77.84	0.950	15:53:53.938
10 -	36.727	29.654	1:06.381 (1)	78.96		15:55:00.319

BMCRC - MRO Championships 2023 - Rnd 2 @ Pembrey

MRO Minitwins & BMCRC Rookie Minitwins

RACE 20 - SECTOR ANALYSIS



SECTOR 1 = FL to I1, SECTOR 2 = I1 to FL, DIFF = Difference To Personal Best Lap, P = Crossed Finish Line in Pit Lane, D = Time Disallowed

P9		15 RMT		James SVENSEN		Suzuki SV650S -	
IDEAL LAP TIME : 1:06.838		BEST LAP TIME : 1:06.935		DIFFERENCE : 0.097			
LAP	SECTOR 1	SECTOR 2	LAP TIME	MPH	DIFF	TIME OF DAY	
1 -		29.930	1:12.875	71.92	5.940	15:44:50.549	
2 -	37.750	30.276	1:08.026	77.05	1.091	15:45:58.575	
3 -	38.219	30.178	1:08.397	76.63	1.462	15:47:06.972	
4 -	37.518	30.046	1:07.564 (2)	77.57	0.629	15:48:14.536	
5 -	37.287	30.555	1:07.842	77.26	0.907	15:49:22.378	
6 -	37.459	30.282	1:07.741	77.37	0.806	15:50:30.119	
7 -	37.441	30.349	1:07.790	77.32	0.855	15:51:37.909	
8 -	37.739	30.540	1:08.279	76.76	1.344	15:52:46.188	
9 -	36.908	30.027	1:06.935 (1)	78.30		15:53:53.123	
10 -	37.384	30.207	1:07.591 (3)	77.54	0.656	15:55:00.714	

P10		127 RMT		Matthew CHAM		Ducati MONSTER 696 - In development	
IDEAL LAP TIME : 1:07.177		BEST LAP TIME : 1:07.439		DIFFERENCE : 0.262			
LAP	SECTOR 1	SECTOR 2	LAP TIME	MPH	DIFF	TIME OF DAY	
1 -		29.790	1:13.647	71.17	6.208	15:44:51.321	
2 -	37.606	29.833	1:07.439 (1)	77.72		15:45:58.760	
3 -	37.564	30.094	1:07.658 (3)	77.47	0.219	15:47:06.418	
4 -	37.831	29.969	1:07.800	77.30	0.361	15:48:14.218	
5 -	37.387	30.179	1:07.566 (2)	77.57	0.127	15:49:21.784	
6 -	37.687	30.254	1:07.941	77.14	0.502	15:50:29.725	
7 -	37.545	30.118	1:07.663	77.46	0.224	15:51:37.388	
8 -	38.035	30.805	1:08.840	76.14	1.401	15:52:46.228	
9 -	38.448	30.643	1:09.091	75.86	1.652	15:53:55.319	
10 -	38.380	31.289	1:09.669	75.23	2.230	15:55:04.988	

P11		47		Tristan BOHANAN		Suzuki SV 650 -	
IDEAL LAP TIME : 1:08.421		BEST LAP TIME : 1:08.519		DIFFERENCE : 0.098			
LAP	SECTOR 1	SECTOR 2	LAP TIME	MPH	DIFF	TIME OF DAY	
1 -		31.063	1:16.522	68.49	8.003	15:44:54.196	
2 -	37.955	30.892	1:08.847 (2)	76.13	0.328	15:46:03.043	
3 -	38.053	30.466	1:08.519 (1)	76.49		15:47:11.562	
4 -	38.341	31.125	1:09.466	75.45	0.947	15:48:21.028	
5 -	38.243	30.629	1:08.872 (3)	76.10	0.353	15:49:29.900	
6 -	38.244	30.907	1:09.151	75.79	0.632	15:50:39.051	
7 -	38.615	31.048	1:09.663	75.24	1.144	15:51:48.714	
8 -	38.557	31.093	1:09.650	75.25	1.131	15:52:58.364	
9 -	38.622	31.396	1:10.018	74.86	1.499	15:54:08.382	
10 -	38.717	31.176	1:09.893	74.99	1.374	15:55:18.275	

P12		191		Justin GRACE		Suzuki SV650 - G-Race Motorsports	
IDEAL LAP TIME : 1:08.537		BEST LAP TIME : 1:08.912		DIFFERENCE : 0.375			
LAP	SECTOR 1	SECTOR 2	LAP TIME	MPH	DIFF	TIME OF DAY	
1 -		31.330	1:16.273	68.72	7.361	15:44:53.947	
2 -	38.688	30.854	1:09.542	75.37	0.630	15:46:03.489	
3 -	39.006	30.346	1:09.352	75.57	0.440	15:47:12.841	
4 -	38.363	30.705	1:09.068 (2)	75.89	0.156	15:48:21.909	
5 -	38.746	31.067	1:09.813	75.08	0.901	15:49:31.722	
6 -	39.142	31.345	1:10.487	74.36	1.575	15:50:42.209	
7 -	38.191	30.946	1:09.137 (3)	75.81	0.225	15:51:51.346	
8 -	38.722	31.392	1:10.114	74.75	1.202	15:53:01.460	
9 -	38.978	31.183	1:10.161	74.70	1.249	15:54:11.621	
10 -	38.552	30.360	1:08.912 (1)	76.06		15:55:20.533	

BMCRC - MRO Championships 2023 - Rnd 2 @ Pembrey

MRO Minitwins & BMCRC Rookie Minitwins

RACE 20 - SECTOR ANALYSIS



SECTOR 1 = FL to I1, SECTOR 2 = I1 to FL, DIFF = Difference To Personal Best Lap, P = Crossed Finish Line in Pit Lane, D = Time Disallowed

P13 167 RMT Terry SMITH		Suzuki SV650 - IMP Racing				
IDEAL LAP TIME : 1:08.565		BEST LAP TIME : 1:08.817		DIFFERENCE : 0.252		
LAP	SECTOR 1	SECTOR 2	LAP TIME	MPH	DIFF	TIME OF DAY
1 -		31.384	1:16.128	68.85	7.311	15:44:53.802
2 -	39.434	30.981	1:10.415	74.43	1.598	15:46:04.217
3 -	38.814	30.219	1:09.033 (2)	75.92	0.216	15:47:13.250
4 -	38.346	30.471	1:08.817 (1)	76.16		15:48:22.067
5 -	39.737	30.596	1:10.333	74.52	1.516	15:49:32.400
6 -	38.801	31.266	1:10.067	74.80	1.250	15:50:42.467
7 -	38.462	30.699	1:09.161 (3)	75.78	0.344	15:51:51.628
8 -	38.871	31.006	1:09.877	75.01	1.060	15:53:01.505
9 -	38.761	31.034	1:09.795	75.09	0.978	15:54:11.300
10 -	39.519	30.953	1:10.472	74.37	1.655	15:55:21.772

P14 93 Tony BOTTO		Suzuki SV 650 - TB Motorcycles				
IDEAL LAP TIME : 1:08.835		BEST LAP TIME : 1:08.835		DIFFERENCE : 0.000		
LAP	SECTOR 1	SECTOR 2	LAP TIME	MPH	DIFF	TIME OF DAY
1 -		31.590	1:19.538	65.90	10.703	15:44:57.212
2 -	39.530	31.448	1:10.978	73.84	2.143	15:46:08.190
3 -	39.209	31.736	1:10.945	73.88	2.110	15:47:19.135
4 -	39.165	31.777	1:10.942	73.88	2.107	15:48:30.077
5 -	39.046	31.599	1:10.645	74.19	1.810	15:49:40.722
6 -	39.213	31.320	1:10.533	74.31	1.698	15:50:51.255
7 -	40.095	31.535	1:11.630	73.17	2.795	15:52:02.885
8 -	39.036	31.419	1:10.455 (3)	74.39	1.620	15:53:13.340
9 -	39.135	30.855	1:09.990 (2)	74.89	1.155	15:54:23.330
10 -	38.109	30.726	1:08.835 (1)	76.14		15:55:32.165

P15 67 RMT Simon HARVEY		Suzuki SV650 - Kids Inheritance (Sorry)				
IDEAL LAP TIME : 1:09.851		BEST LAP TIME : 1:09.851		DIFFERENCE : 0.000		
LAP	SECTOR 1	SECTOR 2	LAP TIME	MPH	DIFF	TIME OF DAY
1 -		31.486	1:18.854	66.47	9.003	15:44:56.528
2 -	39.978	31.032	1:11.010	73.81	1.159	15:46:07.538
3 -	39.606	30.683	1:10.289 (2)	74.57	0.438	15:47:17.827
4 -	39.830	31.297	1:11.127	73.69	1.276	15:48:28.954
5 -	39.531	31.264	1:10.795	74.03	0.944	15:49:39.749
6 -	39.882	31.070	1:10.952	73.87	1.101	15:50:50.701
7 -	40.381	31.064	1:11.445	73.36	1.594	15:52:02.146
8 -	39.590	31.289	1:10.879	73.95	1.028	15:53:13.025
9 -	39.229	30.622	1:09.851 (1)	75.03		15:54:22.876
10 -	39.385	31.150	1:10.535 (3)	74.31	0.684	15:55:33.411

P16 777 RMT Richard HIRST		Suzuki SV650 - Northern garage conversion				
IDEAL LAP TIME : 1:09.985		BEST LAP TIME : 1:09.985		DIFFERENCE : 0.000		
LAP	SECTOR 1	SECTOR 2	LAP TIME	MPH	DIFF	TIME OF DAY
1 -		32.166	1:19.814	65.67	9.829	15:44:57.488
2 -	39.492	31.870	1:11.362	73.45	1.377	15:46:08.850
3 -	39.028	31.411	1:10.439 (3)	74.41	0.454	15:47:19.289
4 -	39.488	31.871	1:11.359	73.45	1.374	15:48:30.648
5 -	39.254	31.460	1:10.714	74.12	0.729	15:49:41.362
6 -	38.911	31.536	1:10.447	74.40	0.462	15:50:51.809
7 -	39.770	31.891	1:11.661	73.14	1.676	15:52:03.470
8 -	39.393	31.439	1:10.832	74.00	0.847	15:53:14.302
9 -	38.820	31.165	1:09.985 (1)	74.89		15:54:24.287
10 -	39.004	31.207	1:10.211 (2)	74.65	0.226	15:55:34.498

BMCRC - MRO Championships 2023 - Rnd 2 @ Pembrey

MRO Minitwins & BMCRC Rookie Minitwins

RACE 20 - BEST SECTORS

SECTOR 1			SECTOR 2			IDEAL / BEST COMPARISON						
POS	NO	NAME	TIME	NO	NAME	TIME	POS	NO	NAME	IDEAL	BEST	DIFF
									PERFECT LAP	1:03.409		
1	1	TWYFORD	35.137	1	TWYFORD	28.272	1	1	TWYFORD	1:03.409	1:03.647	0.238
2	58	KILLWORTH	35.617	5	MANTELL	28.585	2	58	KILLWORTH	1:04.420	1:04.598	0.178
3	5	MANTELL	35.835	99	ELLIS	28.590	3	5	MANTELL	1:04.420	1:04.540	0.120
4	99	ELLIS	35.953	58	KILLWORTH	28.803	4	99	ELLIS	1:04.543	1:04.543	0.000
5	19	LILLEY	36.035	19	LILLEY	28.805	5	19	LILLEY	1:04.840	1:04.840	0.000
6	21	FINNIS	36.414	910	GOWER	29.075	6	21	FINNIS	1:05.503	1:05.503	0.000
7	910	GOWER	36.614	21	FINNIS	29.089	7	910	GOWER	1:05.689	1:05.915	0.226
8	81	MAY	36.727	81	MAY	29.496	8	81	MAY	1:06.223	1:06.381	0.158
9	15	SVENSEN	36.908	127	CHAM	29.790	9	15	SVENSEN	1:06.838	1:06.935	0.097
10	127	CHAM	37.387	15	SVENSEN	29.930	10	127	CHAM	1:07.177	1:07.439	0.262
11	47	BOHANAN	37.955	167	SMITH	30.219	11	47	BOHANAN	1:08.421	1:08.519	0.098
12	93	BOTTO	38.109	191	GRACE	30.346	12	191	GRACE	1:08.537	1:08.912	0.375
13	191	GRACE	38.191	47	BOHANAN	30.466	13	167	SMITH	1:08.565	1:08.817	0.252
14	167	SMITH	38.346	67	HARVEY	30.622	14	93	BOTTO	1:08.835	1:08.835	0.000
15	777	HIRST	38.820	93	BOTTO	30.726	15	67	HARVEY	1:09.851	1:09.851	0.000
16	67	HARVEY	39.229	777	HIRST	31.165	16	777	HIRST	1:09.985	1:09.985	0.000

BMCRC - MRO Championships 2023 - Rnd 2 @ Pembrey

MRO Minitwins & BMCRC Rookie Minitwins

RACE 20 - STATISTICS

Competitors Started 16
Planned Start 2023-04-09 @ 16:20:00.000
Actual Start 2023-04-09 @ 15:43:37.674
Finish Time 2023-04-09 @ 15:54:24.797
Track Length 1.4560mi.
Total Laps 160
Total Distance Covered 232.9600mi.

Session Fastest Lap History

NO	CL	NAME	LAP TIME	TIME OF DAY	LAP	VEHICLE
1		David TWYFORD	1:03.647	15:45:49.894	2	Suzuki SV650

Session Leader History

NO	CL	NAME	FROM LAP	LAPS LED	DISTANCE	VEHICLE
1		David TWYFORD	1	10	14.56 miles	Suzuki SV650

Flag History

TYPE	TIME OF DAY
GREEN	15:43:37.674
FINISH	15:54:24.797

Flag Statistics

TYPE	COUNT	TOTAL LAPS	TOTAL TIME
Green	1	10	12:18.039
Red	0	0	0.000
Safety Car	0	0	0.000
FCY	0	0	0.000

BMCRC - MRO Championships 2023 - Rnd 2 @ Pembrey

MRO Minitwins & BMCRC Rookie Minitwins

RACE 20 - STATISTICS

CLASS :

9 Starters

Fastest Lap History

NO	NAME	LAP TIME	TIME OF DAY	LAP	VEHICLE
1	David TWYFORD	1:03.647	15:45:49.894	2	Suzuki SV650

Leader History

NO	NAME	FROM LAP	LAPS LED	DISTANCE	VEHICLE
1	David TWYFORD	1	10	14.56 miles	Suzuki SV650

BMCRC - MRO Championships 2023 - Rnd 2 @ Pembrey

MRO Minitwins & BMCRC Rookie Minitwins

RACE 20 - STATISTICS

CLASS : RMT

7 Starters

Fastest Lap History

NO	NAME	LAP TIME	TIME OF DAY	LAP	VEHICLE
21	Toby FINNIS	1:05.503	15:45:54.438	2	Suzuki SV650

Leader History

NO	NAME	FROM LAP	LAPS LED	DISTANCE	VEHICLE
21	Toby FINNIS	1	10	14.56 miles	Suzuki SV650

Kawasaki

*Team
Green*
JUNIOR CUP

ACU TEAM GREEN JUNIOR CUP & SENIOR NINJA SERIES



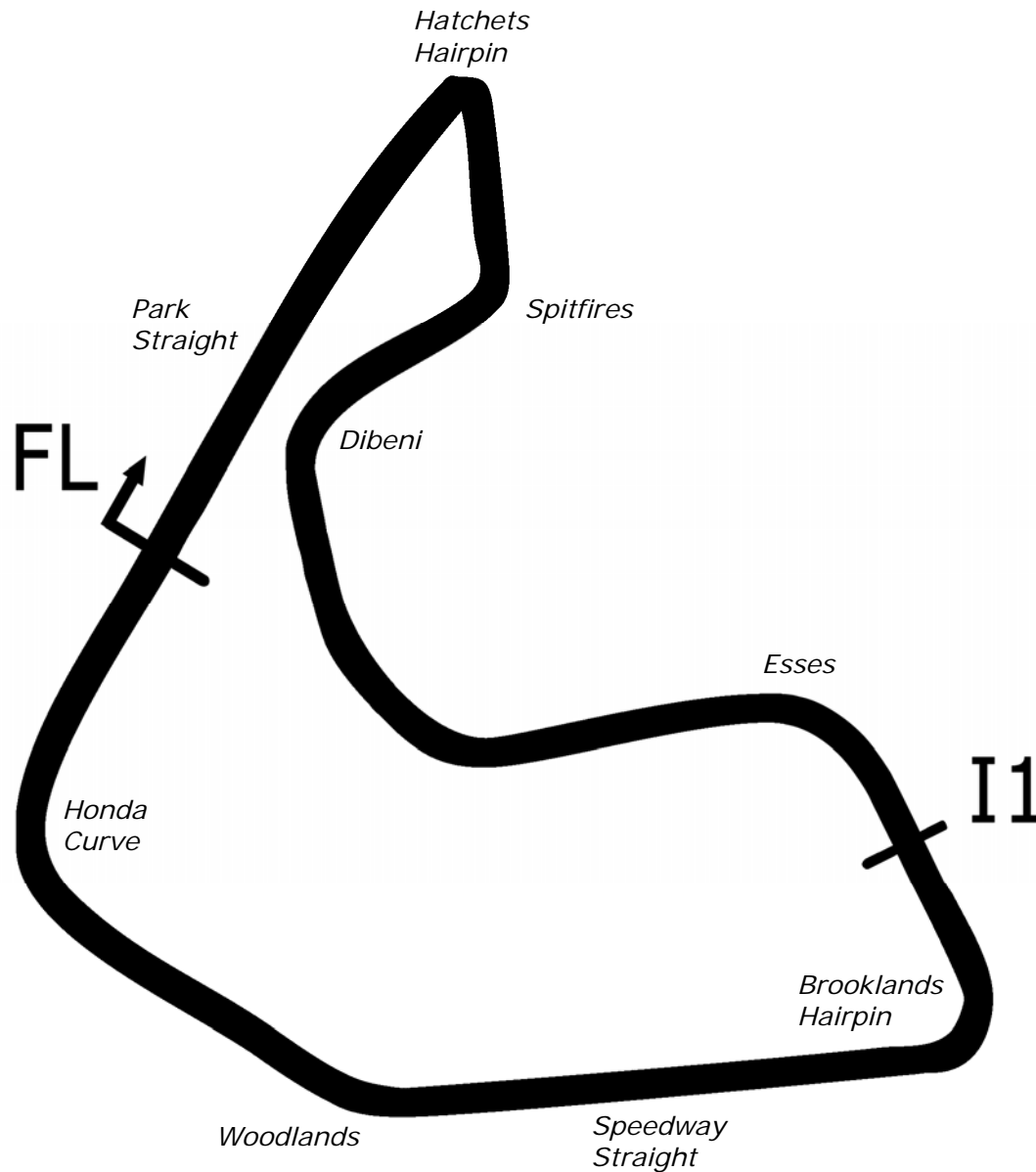
BMCRC-MRO Championships - Round 2
Pembrey
8th / 9th April 2023



Timing & Results Provided by Timing Solutions Ltd

www.tsl-timing.com

Pembrey National



Length	1.4560 miles	2343.2 m	
FL		51.70587 N	4.32386 W
I1	1223m	51.70430 N	4.31667 W
Pit Entry	2067m	51.70391 N	4.32452 W
Pit Exit	100m after FL	51.70664 N	4.32301 W
Pit Entry–Pit Exit	337m, 24.3s @50kph,	20.2s @60kph	

All results available at www.tsl-timing.com

BMCRC - MRO Championships 2023 - Rnd 2 @ Pembrey



ACU Team Green Junior Cup & Senior Ninja Series

QUALIFYING - CLASSIFICATION

Kawasaki

POS	NO	CL	PIC NAME	ENTRY	TIME	ON	LAPS	GAP	DIFF	MPH
1	35	J	1 Zack WESTON	Kawasaki NINJA 400 - NW Racing	1:06.856	10	11			78.40
2	1	S	1 Phil ATKINSON	Kawasaki NINJA 400 - ROSE MOT/Q Oil Treatments	1:07.100	9	10	0.244	0.244	78.11
3	31	J	2 Robbie PARK	Kawasaki NINJA - The Biltong Banter Box	1:07.917	9	11	1.061	0.817	77.17
4	191	J	3 Craig DANCE	Kawasaki NINJA 400 - 2 brothers scaffolding	1:08.454	10	11	1.598	0.537	76.57
5	34	S	2 Oliver ARBON	Kawasaki NINJA 400 - tt plumbing and heating	1:08.652	10	11	1.796	0.198	76.35
6	77	S	3 Joe WHITE	Kawasaki NINJA 400 - Just In Graphics /MZ CONTRAC	1:09.882	9	11	3.026	1.230	75.00
7	18	J	4 George HIGGINS	Kawasaki NINJA 400 - Aztec Racing	1:09.959	4	11	3.103	0.077	74.92
8	65	S	4 Konrad BREESE	Kawasaki NINJA 300 - STIHL Racing	1:10.400	6	10	3.544	0.441	74.45
9	27	S	5 Ben BROWN	Kawasaki NINJA - Hunts Motorcycles	1:10.515	8	11	3.659	0.115	74.33
10	277	S	6 Richard HAYWARD	Kawasaki EX300 - GForce/Hayward R Ltd/SnapOn	1:10.817	10	11	3.961	0.302	74.01
11	45	J	5 Marley MACKENZIE	Kawasaki NINJA - Kirkcaldy Kawasaki, ELPM	1:11.094	9	10	4.238	0.277	73.72
12	10	S	7 Mike BRUNSDON	Kawasaki NINJA 400 - Quad Bikes Wales	1:11.459	7	10	4.603	0.365	73.35
13	99	S	8 Jack WOLFF	Kawasaki NINJA 300 - Nym Technologies Racing	1:11.666	4	10	4.810	0.207	73.13
14	0	J	6 Jack NEWTON	Kawasaki NINJA 400 -	1:13.025	7	10	6.169	1.359	71.77
15	49	J	7 Ralph CROFT	Kawasaki NINJA 300 -	1:13.613	9	10	6.757	0.588	71.20
16	400	S	9 Stuart THURTL	Kawasaki NINJA 400 - TeamTortoise Racing	1:14.586	10	10	7.730	0.973	70.27
17	33	J	8 Patrick KLINGE	Kawasaki NINJA 300 - Klingklong Racing	1:16.911	8	10	10.055	2.325	68.15
18	73	S	10 Jemma HANNAFORD	Kawasaki NINJA 300 -	1:17.243	7	9	10.387	0.332	67.85
19	12	J	9 Kees RAMSEY	Kawasaki NINJA 400 -	1:17.699	9	9	10.843	0.456	67.46
20	4	S	11 Nigel FRANKLIN	Kawasaki NINJA - Jane Franklin	1:19.923	9	9	13.067	2.224	65.58
21	16	J	10 Aleisha LAYTON	Kawasaki NINJA 300 -	1:22.208	6	9	15.352	2.285	63.76

Weather / Track : Cloudy / Dry

These results are provisional until the conclusion of any judicial and technical matters.

Pembrey National: 1.4560 miles
Date: 08/04/2023 Start: 09:47 Finish: 09:59

Clerk Of Course :	Stewards :	Timekeeper : Sarah Evans
-------------------	------------	--------------------------

Results can be found at www.tsl-timing.com

Printed - 10:04 Saturday, 08 April 2023



BMCRC - MRO Championships 2023 - Rnd 2 @ Pembrey

ACU Team Green Junior Cup & Senior Ninja Series

QUALIFYING - SECTOR ANALYSIS



SECTOR 1 = FL to I1, SECTOR 2 = I1 to FL, DIFF = Difference To Personal Best Lap, P = Crossed Finish Line in Pit Lane, D = Time Disallowed

P1 35 J Zack WESTON		Kawasaki NINJA 400 - NW Racing				
IDEAL LAP TIME : 1:06.856		BEST LAP TIME : 1:06.856		DIFFERENCE : 0.000		
LAP	SECTOR 1	SECTOR 2	LAP TIME	MPH	DIFF	TIME OF DAY
1 -	41.716	31.278	1:12.994	71.80	6.138	09:48:41.531
2 -	38.153	31.433	1:09.586	75.32	2.730	09:49:51.117
3 -	38.612	IN PIT	1:19.762	P 65.71	12.906	09:51:10.879
4 -		30.903	1:14.780	70.09	7.924	09:52:25.659
5 -	37.022	30.650	1:07.672	(3) 77.45	0.816	09:53:33.331
6 -	36.835	30.935	1:07.770	77.34	0.914	09:54:41.101
7 -	36.918	30.270	1:07.188	(2) 78.01	0.332	09:55:48.289
8 -	38.572	30.133	1:08.705	76.29	1.849	09:56:56.994
9 -	37.408	30.358	1:07.766	77.34	0.910	09:58:04.760
10 -	36.824	30.032	1:06.856	(1) 78.40		09:59:11.616
11 -	37.891	30.528	1:08.419	76.61	1.563	10:00:20.035

P2 1 S Phil ATKINSON		Kawasaki NINJA 400 - ROSE MOT/Q Oil Treatments				
IDEAL LAP TIME : 1:07.051		BEST LAP TIME : 1:07.100		DIFFERENCE : 0.049		
LAP	SECTOR 1	SECTOR 2	LAP TIME	MPH	DIFF	TIME OF DAY
1 -	45.051	33.937	1:18.988	66.35	11.888	09:49:42.725
2 -	40.196	31.760	1:11.956	72.84	4.856	09:50:54.681
3 -	37.803	30.899	1:08.702	76.29	1.602	09:52:03.383
4 -	37.743	30.827	1:08.570	76.44	1.470	09:53:11.953
5 -	37.253	30.985	1:08.238	76.81	1.138	09:54:20.191
6 -	37.762	31.777	1:09.539	75.37	2.439	09:55:29.730
7 -	54.286	34.410	1:28.696	59.09	21.596	09:56:58.426
8 -	37.146	30.471	1:07.617	(2) 77.51	0.517	09:58:06.043
9 -	36.657	30.443	1:07.100	(1) 78.11		09:59:13.143
10 -	37.236	30.394	1:07.630	(3) 77.50	0.530	10:00:20.773

P3 31 J Robbie PARK		Kawasaki NINJA - The Biltong Banter Box				
IDEAL LAP TIME : 1:07.694		BEST LAP TIME : 1:07.917		DIFFERENCE : 0.223		
LAP	SECTOR 1	SECTOR 2	LAP TIME	MPH	DIFF	TIME OF DAY
1 -	42.048	32.686	1:14.734	70.13	6.817	09:48:37.750
2 -	38.581	34.655	1:13.236	71.57	5.319	09:49:50.986
3 -	38.267	31.373	1:09.640	75.26	1.723	09:51:00.626
4 -	37.627	31.231	1:08.858	76.12	0.941	09:52:09.484
5 -	37.558	31.191	1:08.749	76.24	0.832	09:53:18.233
6 -	37.204	31.163	1:08.367	(3) 76.66	0.450	09:54:26.600
7 -	37.336	31.021	1:08.357	(2) 76.67	0.440	09:55:34.957
8 -	40.735	31.580	1:12.315	72.48	4.398	09:56:47.272
9 -	37.358	30.559	1:07.917	(1) 77.17		09:57:55.189
10 -	37.523	30.921	1:08.444	76.58	0.527	09:59:03.633
11 -	37.135	31.339	1:08.474	76.54	0.557	10:00:12.107

P4 191 J Craig DANCE		Kawasaki NINJA 400 - 2 brothers scaffolding				
IDEAL LAP TIME : 1:08.236		BEST LAP TIME : 1:08.454		DIFFERENCE : 0.218		
LAP	SECTOR 1	SECTOR 2	LAP TIME	MPH	DIFF	TIME OF DAY
1 -	49.045	35.123	1:24.168	62.27	15.714	09:48:59.152
2 -	42.485	32.917	1:15.402	69.51	6.948	09:50:14.554
3 -	39.185	31.292	1:10.477	74.37	2.023	09:51:25.031
4 -	39.957	31.164	1:11.121	73.69	2.667	09:52:36.152
5 -	38.134	31.273	1:09.407	75.51	0.953	09:53:45.559
6 -	37.979	33.125	1:11.104	73.71	2.650	09:54:56.663
7 -	38.439	30.835	1:09.274	(3) 75.66	0.820	09:56:05.937
8 -	37.832	32.579	1:10.411	74.44	1.957	09:57:16.348
9 -	38.194	30.920	1:09.114	(2) 75.83	0.660	09:58:25.462
10 -	38.050	30.404	1:08.454	(1) 76.57		09:59:33.916
11 -	38.253	31.041	1:09.294	75.64	0.840	10:00:43.210

BMCRC - MRO Championships 2023 - Rnd 2 @ Pembrey

ACU Team Green Junior Cup & Senior Ninja Series

QUALIFYING - SECTOR ANALYSIS



SECTOR 1 = FL to I1, SECTOR 2 = I1 to FL, DIFF = Difference To Personal Best Lap, P = Crossed Finish Line in Pit Lane, D = Time Disallowed

P5 34 S		Oliver ARBON		Kawasaki NINJA 400 - tt plumbing and heating			
IDEAL LAP TIME : 1:08.616		BEST LAP TIME : 1:08.652		DIFFERENCE : 0.036			
LAP	SECTOR 1	SECTOR 2	LAP TIME	MPH	DIFF	TIME OF DAY	
1 -	43.810	33.710	1:17.520	67.61	8.868	09:48:50.425	
2 -	40.639	31.355	1:11.994	72.80	3.342	09:50:02.419	
3 -	40.388	31.565	1:11.953	72.84	3.301	09:51:14.372	
4 -	39.911	31.216	1:11.127	73.69	2.475	09:52:25.499	
5 -	39.541	31.921	1:11.462	73.34	2.810	09:53:36.961	
6 -	39.154	31.175	1:10.329	74.52	1.677	09:54:47.290	
7 -	39.911	31.421	1:11.332	73.48	2.680	09:55:58.622	
8 -	38.359	30.635	1:08.994 (3)	75.97	0.342	09:57:07.616	
9 -	39.006	30.899	1:09.905	74.98	1.253	09:58:17.521	
10 -	38.215	30.437	1:08.652 (1)	76.35		09:59:26.173	
11 -	38.179	30.784	1:08.963 (2)	76.00	0.311	10:00:35.136	

P6 77 S		Joe WHITE		Kawasaki NINJA 400 - Just In Graphics /MZ CONTRACTS/ Silver			
IDEAL LAP TIME : 1:09.832		BEST LAP TIME : 1:09.882		DIFFERENCE : 0.050			
LAP	SECTOR 1	SECTOR 2	LAP TIME	MPH	DIFF	TIME OF DAY	
1 -	45.754	33.249	1:19.003	66.34	9.121	09:48:53.175	
2 -	40.773	32.029	1:12.802	71.99	2.920	09:50:05.977	
3 -	39.689	32.110	1:11.799	73.00	1.917	09:51:17.776	
4 -	39.627	31.365	1:10.992	73.83	1.110	09:52:28.768	
5 -	39.101	31.702	1:10.803	74.03	0.921	09:53:39.571	
6 -	39.903	31.105	1:11.008	73.81	1.126	09:54:50.579	
7 -	39.333	31.450	1:10.783	74.05	0.901	09:56:01.362	
8 -	39.337	31.202	1:10.539 (3)	74.30	0.657	09:57:11.901	
9 -	38.983	30.899	1:09.882 (1)	75.00		09:58:21.783	
10 -	40.107	31.137	1:11.244	73.57	1.362	09:59:33.027	
11 -	38.933	31.378	1:10.311 (2)	74.54	0.429	10:00:43.338	

P7 18 J		George HIGGINS		Kawasaki NINJA 400 - Aztec Racing			
IDEAL LAP TIME : 1:09.604		BEST LAP TIME : 1:09.959		DIFFERENCE : 0.355			
LAP	SECTOR 1	SECTOR 2	LAP TIME	MPH	DIFF	TIME OF DAY	
1 -	41.319	32.567	1:13.886	70.94	3.927	09:48:39.996	
2 -	39.963	31.774	1:11.737	73.06	1.778	09:49:51.733	
3 -	39.447	31.986	1:11.433	73.37	1.474	09:51:03.166	
4 -	38.612	31.347	1:09.959 (1)	74.92		09:52:13.125	
5 -	39.011	31.410	1:10.421	74.43	0.462	09:53:23.546	
6 -	39.262	32.016	1:11.278	73.53	1.319	09:54:34.824	
7 -	38.293	32.422	1:10.715	74.12	0.756	09:55:45.539	
8 -	41.630	31.684	1:13.314	71.49	3.355	09:56:58.853	
9 -	38.683	31.311	1:09.994 (2)	74.88	0.035	09:58:08.847	
10 -	38.721	31.400	1:10.121 (3)	74.75	0.162	09:59:18.968	
11 -	38.770	31.728	1:10.498	74.35	0.539	10:00:29.466	

P8 65 S		Konrad BREESE		Kawasaki NINJA 300 - STIHL Racing			
IDEAL LAP TIME : 1:10.248		BEST LAP TIME : 1:10.400		DIFFERENCE : 0.152			
LAP	SECTOR 1	SECTOR 2	LAP TIME	MPH	DIFF	TIME OF DAY	
1 -	44.855	33.360	1:18.215	67.01	7.815	09:49:32.749	
2 -	40.713	32.160	1:12.873	71.92	2.473	09:50:45.622	
3 -	40.599	31.836	1:12.435	72.36	2.035	09:51:58.057	
4 -	39.646	31.785	1:11.431	73.37	1.031	09:53:09.488	
5 -	39.061	31.575	1:10.636 (2)	74.20	0.236	09:54:20.124	
6 -	38.673	31.727	1:10.400 (1)	74.45		09:55:30.524	
7 -	40.706	32.094	1:12.800	72.00	2.400	09:56:43.324	
8 -	39.119	31.724	1:10.843 (3)	73.98	0.443	09:57:54.167	
9 -	39.023	32.769	1:11.792	73.01	1.392	09:59:05.959	
10 -	38.801	32.408	1:11.209	73.60	0.809	10:00:17.168	

BMCRC - MRO Championships 2023 - Rnd 2 @ Pembrey

ACU Team Green Junior Cup & Senior Ninja Series

QUALIFYING - SECTOR ANALYSIS



SECTOR 1 = FL to I1, SECTOR 2 = I1 to FL, DIFF = Difference To Personal Best Lap, P = Crossed Finish Line in Pit Lane, D = Time Disallowed

P9 27 S		Ben BROWN		Kawasaki NINJA - Hunts Motorcycles			
IDEAL LAP TIME : 1:10.435		BEST LAP TIME : 1:10.515		DIFFERENCE : 0.080			
LAP	SECTOR 1	SECTOR 2	LAP TIME	MPH	DIFF	TIME OF DAY	
1 -	43.826	33.649	1:17.475	67.65	6.960	09:48:49.160	
2 -	40.628	32.470	1:13.098	71.70	2.583	09:50:02.258	
3 -	40.824	31.864	1:12.688	72.11	2.173	09:51:14.946	
4 -	39.562	31.966	1:11.528	73.28	1.013	09:52:26.474	
5 -	38.836	31.904	1:10.740 (3)	74.09	0.225	09:53:37.214	
6 -	39.221	31.684	1:10.905	73.92	0.390	09:54:48.119	
7 -	39.328	32.006	1:11.334	73.47	0.819	09:55:59.453	
8 -	38.876	31.639	1:10.515 (1)	74.33		09:57:09.968	
9 -	39.093	31.599	1:10.692 (2)	74.14	0.177	09:58:20.660	
10 -	39.639	32.036	1:11.675	73.13	1.160	09:59:32.335	
11 -	39.540	32.016	1:11.556	73.25	1.041	10:00:43.891	

P10 277 S		Richard HAYWARD		Kawasaki EX300 - GForce/Hayward R Ltd/SnapOn			
IDEAL LAP TIME : 1:10.817		BEST LAP TIME : 1:10.817		DIFFERENCE : 0.000			
LAP	SECTOR 1	SECTOR 2	LAP TIME	MPH	DIFF	TIME OF DAY	
1 -	45.001	33.843	1:18.844	66.48	8.027	09:48:48.957	
2 -	40.463	32.419	1:12.882	71.91	2.065	09:50:01.839	
3 -	40.280	32.505	1:12.785	72.01	1.968	09:51:14.624	
4 -	40.198	32.112	1:12.310	72.48	1.493	09:52:26.934	
5 -	40.295	32.080	1:12.375	72.42	1.558	09:53:39.309	
6 -	40.571	32.204	1:12.775	72.02	1.958	09:54:52.084	
7 -	39.184	32.274	1:11.458 (3)	73.35	0.641	09:56:03.542	
8 -	40.023	33.912	1:13.935	70.89	3.118	09:57:17.477	
9 -	39.288	32.086	1:11.374 (2)	73.43	0.557	09:58:28.851	
10 -	38.937	31.880	1:10.817 (1)	74.01		09:59:39.668	
11 -	39.643	32.280	1:11.923	72.87	1.106	10:00:51.591	

P11 45 J		Marley MACKENZIE		Kawasaki NINJA - Kirkcaldy Kawasaki, ELPM			
IDEAL LAP TIME : 1:11.094		BEST LAP TIME : 1:11.094		DIFFERENCE : 0.000			
LAP	SECTOR 1	SECTOR 2	LAP TIME	MPH	DIFF	TIME OF DAY	
1 -	51.308	37.375	1:28.683	59.10	17.589	09:49:00.976	
2 -	45.944	35.134	1:21.078	64.64	9.984	09:50:22.054	
3 -	43.466	33.721	1:17.187	67.90	6.093	09:51:39.241	
4 -	41.687	32.881	1:14.568	70.29	3.474	09:52:53.809	
5 -	41.070	32.676	1:13.746	71.07	2.652	09:54:07.555	
6 -	40.410	32.409	1:12.819	71.98	1.725	09:55:20.374	
7 -	40.014	32.386	1:12.400	72.39	1.306	09:56:32.774	
8 -	40.017	32.184	1:12.201 (3)	72.59	1.107	09:57:44.975	
9 -	39.397	31.697	1:11.094 (1)	73.72		09:58:56.069	
10 -	39.482	31.702	1:11.184 (2)	73.63	0.090	10:00:07.253	

P12 10 S		Mike BRUNSDON		Kawasaki NINJA 400 - Quad Bikes Wales			
IDEAL LAP TIME : 1:11.241		BEST LAP TIME : 1:11.459		DIFFERENCE : 0.218			
LAP	SECTOR 1	SECTOR 2	LAP TIME	MPH	DIFF	TIME OF DAY	
1 -	47.357	34.505	1:21.862	64.02	10.403	09:48:57.375	
2 -	43.316	33.671	1:16.987	68.08	5.528	09:50:14.362	
3 -	40.309	32.211	1:12.520 (3)	72.27	1.061	09:51:26.882	
4 -	39.994	32.015	1:12.009 (2)	72.79	0.550	09:52:38.891	
5 -	40.352	32.353	1:12.705	72.09	1.246	09:53:51.596	
6 -	40.248	32.817	1:13.065	71.73	1.606	09:55:04.661	
7 -	39.226	32.233	1:11.459 (1)	73.35		09:56:16.120	
8 -	40.225	33.336	1:13.561	71.25	2.102	09:57:29.681	
9 -	46.619	33.330	1:19.949	65.56	8.490	09:58:49.630	
10 -	41.303	32.576	1:13.879	70.94	2.420	10:00:03.509	

BMCRC - MRO Championships 2023 - Rnd 2 @ Pembrey

ACU Team Green Junior Cup & Senior Ninja Series

QUALIFYING - SECTOR ANALYSIS



SECTOR 1 = FL to I1, SECTOR 2 = I1 to FL, DIFF = Difference To Personal Best Lap, P = Crossed Finish Line in Pit Lane, D = Time Disallowed

P13 99 S		Jack WOLFF		Kawasaki NINJA 300 - Nym Technologies Racing			
IDEAL LAP TIME : 1:11.514		BEST LAP TIME : 1:11.666		DIFFERENCE : 0.152			
LAP	SECTOR 1	SECTOR 2	LAP TIME	MPH	DIFF	TIME OF DAY	
1 -	44.426	33.756	1:18.182	67.04	6.516	09:48:51.409	
2 -	39.987	31.832	1:11.819 (2)	72.98	0.153	09:50:03.228	
3 -	40.749	33.049	1:13.798	71.02	2.132	09:51:17.026	
4 -	39.682	31.984	1:11.666 (1)	73.13		09:52:28.692	
5 -	39.800	32.165	1:11.965 (3)	72.83	0.299	09:53:40.657	
6 -	40.791	33.903	1:14.694	70.17	3.028	09:54:55.351	
7 -	40.361	31.862	1:12.223	72.57	0.557	09:56:07.574	
8 -	41.599	34.298	1:15.897	69.06	4.231	09:57:23.471	
9 -	40.868	32.517	1:13.385	71.42	1.719	09:58:36.856	
10 -	40.358	32.438	1:12.796	72.00	1.130	09:59:49.652	

P14 0 J		Jack NEWTON		Kawasaki NINJA 400 -			
IDEAL LAP TIME : 1:12.485		BEST LAP TIME : 1:13.025		DIFFERENCE : 0.540			
LAP	SECTOR 1	SECTOR 2	LAP TIME	MPH	DIFF	TIME OF DAY	
1 -	47.925	35.314	1:23.239	62.97	10.214	09:48:51.566	
2 -	43.521	33.458	1:16.979	68.09	3.954	09:50:08.545	
3 -	42.320	33.196	1:15.516	69.41	2.491	09:51:24.061	
4 -	41.717	32.162	1:13.879	70.94	0.854	09:52:37.940	
5 -	40.901	32.341	1:13.242	71.56	0.217	09:53:51.182	
6 -	40.492	32.767	1:13.259	71.54	0.234	09:55:04.441	
7 -	40.570	32.455	1:13.025 (1)	71.77		09:56:17.466	
8 -	40.451	32.583	1:13.034 (2)	71.76	0.009	09:57:30.500	
9 -	41.076	32.034	1:13.110 (3)	71.69	0.085	09:58:43.610	
10 -	40.878	32.445	1:13.323	71.48	0.298	09:59:56.933	

P15 49 J		Ralph CROFT		Kawasaki NINJA 300 -			
IDEAL LAP TIME : 1:13.105		BEST LAP TIME : 1:13.613		DIFFERENCE : 0.508			
LAP	SECTOR 1	SECTOR 2	LAP TIME	MPH	DIFF	TIME OF DAY	
1 -	48.648	36.143	1:24.791	61.81	11.178	09:48:55.711	
2 -	44.620	36.122	1:20.742	64.91	7.129	09:50:16.453	
3 -	43.203	34.732	1:17.935	67.25	4.322	09:51:34.388	
4 -	42.978	33.942	1:16.920	68.14	3.307	09:52:51.308	
5 -	43.085	35.601	1:18.686	66.61	5.073	09:54:09.994	
6 -	42.210	33.853	1:16.063	68.91	2.450	09:55:26.057	
7 -	41.582	33.766	1:15.348	69.56	1.735	09:56:41.405	
8 -	41.855	32.851	1:14.706 (3)	70.16	1.093	09:57:56.111	
9 -	40.368	33.245	1:13.613 (1)	71.20		09:59:09.724	
10 -	41.379	32.737	1:14.116 (2)	70.72	0.503	10:00:23.840	

P16 400 S		Stuart THURTLE		Kawasaki NINJA 400 - TeamTortoise Racing			
IDEAL LAP TIME : 1:14.279		BEST LAP TIME : 1:14.586		DIFFERENCE : 0.307			
LAP	SECTOR 1	SECTOR 2	LAP TIME	MPH	DIFF	TIME OF DAY	
1 -	49.083	37.672	1:26.755	60.41	12.169	09:48:53.594	
2 -	45.608	35.959	1:21.567	64.26	6.981	09:50:15.161	
3 -	43.876	34.680	1:18.556	66.72	3.970	09:51:33.717	
4 -	42.230	33.766	1:15.996	68.97	1.410	09:52:49.713	
5 -	42.377	33.577	1:15.954	69.01	1.368	09:54:05.667	
6 -	41.838	33.465	1:15.303	69.60	0.717	09:55:20.970	
7 -	41.584	33.344	1:14.928 (3)	69.95	0.342	09:56:35.898	
8 -	41.764	33.208	1:14.972	69.91	0.386	09:57:50.870	
9 -	41.444	33.221	1:14.665 (2)	70.20	0.079	09:59:05.535	
10 -	41.071	33.515	1:14.586 (1)	70.27		10:00:20.121	

BMCRC - MRO Championships 2023 - Rnd 2 @ Pembrey

ACU Team Green Junior Cup & Senior Ninja Series

QUALIFYING - SECTOR ANALYSIS



SECTOR 1 = FL to I1, SECTOR 2 = I1 to FL, DIFF = Difference To Personal Best Lap, P = Crossed Finish Line in Pit Lane, D = Time Disallowed

P17 33 J		Patrick KLINGE		Kawasaki NINJA 300 - Klingklong Racing			
IDEAL LAP TIME : 1:16.493		BEST LAP TIME : 1:16.911		DIFFERENCE : 0.418			
LAP	SECTOR 1	SECTOR 2	LAP TIME	MPH	DIFF	TIME OF DAY	
1 -	52.672	39.382	1:32.054	56.94	15.143	09:49:09.504	
2 -	46.242	35.710	1:21.952	63.95	5.041	09:50:31.456	
3 -	46.065	35.648	1:21.713	64.14	4.802	09:51:53.169	
4 -	44.424	33.903	1:18.327	66.91	1.416	09:53:11.496	
5 -	43.291	34.353	1:17.644	67.50	0.733	09:54:29.140	
6 -	42.942	34.175	1:17.117 (3)	67.96	0.206	09:55:46.257	
7 -	42.759	34.339	1:17.098 (2)	67.98	0.187	09:57:03.355	
8 -	43.177	33.734	1:16.911 (1)	68.15		09:58:20.266	
9 -	44.273	34.153	1:18.426	66.83	1.515	09:59:38.692	
10 -	43.478	34.019	1:17.497	67.63	0.586	10:00:56.189	

P18 73 S		Jemma HANNAFORD		Kawasaki NINJA 300 -			
IDEAL LAP TIME : 1:16.692		BEST LAP TIME : 1:17.243		DIFFERENCE : 0.551			
LAP	SECTOR 1	SECTOR 2	LAP TIME	MPH	DIFF	TIME OF DAY	
1 -	49.761	35.494	1:25.255	61.48	8.012	09:49:32.315	
2 -	44.321	35.243	1:19.564	65.87	2.321	09:50:51.879	
3 -	43.504	35.426	1:18.930	66.40	1.687	09:52:10.809	
4 -	43.642	42.597	1:26.239	60.77	8.996	09:53:37.048	
5 -	44.046	34.215	1:18.261	66.97	1.018	09:54:55.309	
6 -	43.979	33.844	1:17.823	67.35	0.580	09:56:13.132	
7 -	43.108	34.135	1:17.243 (1)	67.85		09:57:30.375	
8 -	43.238	34.262	1:17.500 (3)	67.63	0.257	09:58:47.875	
9 -	43.820	33.584	1:17.404 (2)	67.71	0.161	10:00:05.279	

P19 12 J		Kees RAMSEY		Kawasaki NINJA 400 -			
IDEAL LAP TIME : 1:17.699		BEST LAP TIME : 1:17.699		DIFFERENCE : 0.000			
LAP	SECTOR 1	SECTOR 2	LAP TIME	MPH	DIFF	TIME OF DAY	
1 -	53.945	38.834	1:32.779	56.49	15.080	09:49:04.601	
2 -	49.269	37.128	1:26.397	60.66	8.698	09:50:30.998	
3 -	47.655	37.008	1:24.663	61.91	6.964	09:51:55.661	
4 -	47.776	37.028	1:24.804	61.80	7.105	09:53:20.465	
5 -	45.185	35.831	1:21.016 (3)	64.69	3.317	09:54:41.481	
6 -	45.585	35.887	1:21.472	64.33	3.773	09:56:02.953	
7 -	45.384	35.690	1:21.074	64.65	3.375	09:57:24.027	
8 -	44.043	34.881	1:18.924 (2)	66.41	1.225	09:58:42.951	
9 -	43.322	34.377	1:17.699 (1)	67.46		10:00:00.650	

P20 4 S		Nigel FRANKLIN		Kawasaki NINJA - Jane Franklin			
IDEAL LAP TIME : 1:19.923		BEST LAP TIME : 1:19.923		DIFFERENCE : 0.000			
LAP	SECTOR 1	SECTOR 2	LAP TIME	MPH	DIFF	TIME OF DAY	
1 -	56.673	41.457	1:38.130	53.41	18.207	09:49:52.121	
2 -	50.309	37.766	1:28.075	59.51	8.152	09:51:20.196	
3 -	48.144	36.455	1:24.599	61.95	4.676	09:52:44.795	
4 -	48.435	36.614	1:25.049	61.63	5.126	09:54:09.844	
5 -	47.539	35.701	1:23.240	62.96	3.317	09:55:33.084	
6 -	47.359	35.923	1:23.282	62.93	3.359	09:56:56.366	
7 -	46.539	35.667	1:22.206 (3)	63.76	2.283	09:58:18.572	
8 -	45.858	35.509	1:21.367 (2)	64.41	1.444	09:59:39.939	
9 -	44.925	34.998	1:19.923 (1)	65.58		10:00:59.862	

BMCRC - MRO Championships 2023 - Rnd 2 @ Pembrey

ACU Team Green Junior Cup & Senior Ninja Series

QUALIFYING - SECTOR ANALYSIS



SECTOR 1 = FL to I1, SECTOR 2 = I1 to FL, DIFF = Difference To Personal Best Lap, P = Crossed Finish Line in Pit Lane, D = Time Disallowed

P21 16 J		Aleisha LAYTON		Kawasaki NINJA 300 -			
IDEAL LAP TIME : 1:22.208		BEST LAP TIME : 1:22.208		DIFFERENCE : 0.000			
LAP	SECTOR 1	SECTOR 2	LAP TIME	MPH	DIFF	TIME OF DAY	
1 -	50.384	40.078	1:30.462	57.94	8.254	09:49:02.015	
2 -	49.705	38.145	1:27.850	59.66	5.642	09:50:29.865	
3 -	48.079	37.247	1:25.326	61.43	3.118	09:51:55.191	
4 -	47.807	37.392	1:25.199	61.52	2.991	09:53:20.390	
5 -	46.601	36.978	1:23.579	62.71	1.371	09:54:43.969	
6 -	45.955	36.253	1:22.208 (1)	63.76		09:56:06.177	
7 -	46.647	36.988	1:23.635	62.67	1.427	09:57:29.812	
8 -	46.310	36.884	1:23.194 (3)	63.00	0.986	09:58:53.006	
9 -	46.153	36.584	1:22.737 (2)	63.35	0.529	10:00:15.743	

BMCRC - MRO Championships 2023 - Rnd 2 @ Pembrey

ACU Team Green Junior Cup & Senior Ninja Series

QUALIFYING - BEST SECTORS

SECTOR 1				SECTOR 2				IDEAL / BEST COMPARISON				
POS	NO	NAME	TIME	NO	NAME	TIME	POS	NO	NAME	IDEAL	BEST	DIFF
									PERFECT LAP	1:06.689		
1	1	ATKINSON	36.657	35	WESTON	30.032	1	35	WESTON	1:06.856	1:06.856	0.000
2	35	WESTON	36.824	1	ATKINSON	30.394	2	1	ATKINSON	1:07.051	1:07.100	0.049
3	31	PARK	37.135	191	DANCE	30.404	3	31	PARK	1:07.694	1:07.917	0.223
4	191	DANCE	37.832	34	ARBON	30.437	4	191	DANCE	1:08.236	1:08.454	0.218
5	34	ARBON	38.179	31	PARK	30.559	5	34	ARBON	1:08.616	1:08.652	0.036
6	18	HIGGINS	38.293	77	WHITE	30.899	6	18	HIGGINS	1:09.604	1:09.959	0.355
7	65	BREESE	38.673	18	HIGGINS	31.311	7	77	WHITE	1:09.832	1:09.882	0.050
8	27	BROWN	38.836	65	BREESE	31.575	8	65	BREESE	1:10.248	1:10.400	0.152
9	77	WHITE	38.933	27	BROWN	31.599	9	27	BROWN	1:10.435	1:10.515	0.080
10	277	HAYWARD	38.937	45	MACKENZIE	31.697	10	277	HAYWARD	1:10.817	1:10.817	0.000
11	10	BRUNSDON	39.226	99	WOLFF	31.832	11	45	MACKENZIE	1:11.094	1:11.094	0.000
12	45	MACKENZIE	39.397	277	HAYWARD	31.880	12	10	BRUNSDON	1:11.241	1:11.459	0.218
13	99	WOLFF	39.682	10	BRUNSDON	32.015	13	99	WOLFF	1:11.514	1:11.666	0.152
14	49	CROFT	40.368	0	NEWTON	32.034	14	0	NEWTON	1:12.485	1:13.025	0.540
15	0	NEWTON	40.451	49	CROFT	32.737	15	49	CROFT	1:13.105	1:13.613	0.508
16	400	THURTL	41.071	400	THURTL	33.208	16	400	THURTL	1:14.279	1:14.586	0.307
17	33	KLINGE	42.759	73	HANNAFORD	33.584	17	33	KLINGE	1:16.493	1:16.911	0.418
18	73	HANNAFORD	43.108	33	KLINGE	33.734	18	73	HANNAFORD	1:16.692	1:17.243	0.551
19	12	RAMSEY	43.322	12	RAMSEY	34.377	19	12	RAMSEY	1:17.699	1:17.699	0.000
20	4	FRANKLIN	44.925	4	FRANKLIN	34.998	20	4	FRANKLIN	1:19.923	1:19.923	0.000
21	16	LAYTON	45.955	16	LAYTON	36.253	21	16	LAYTON	1:22.208	1:22.208	0.000

BMCRC - MRO Championships 2023 - Rnd 2 @ Pembrey

ACU Team Green Junior Cup & Senior Ninja Series

QUALIFYING - STATISTICS

Competitors Started	21
Planned Start	2023-04-08 @ 09:51:00.000
Actual Start	2023-04-08 @ 09:47:10.377
Finish Time	2023-04-08 @ 09:59:43.915
Track Length	1.4560mi.
Total Laps	214
Total Distance Covered	311.5840mi.

Session Fastest Lap History

NO	CL	NAME	LAP TIME	TIME OF DAY	LAP	VEHICLE
31	J	Robbie PARK	1:14.734	09:48:37.765	1	Kawasaki NINJA
18	J	George HIGGINS	1:13.886	09:48:40.012	1	Kawasaki NINJA 400
35	J	Zack WESTON	1:12.994	09:48:41.551	1	Kawasaki NINJA 400
35	J	Zack WESTON	1:09.586	09:49:51.138	2	Kawasaki NINJA 400
1	S	Phil ATKINSON	1:08.702	09:52:03.396	3	Kawasaki NINJA 400
1	S	Phil ATKINSON	1:08.570	09:53:11.966	4	Kawasaki NINJA 400
35	J	Zack WESTON	1:07.672	09:53:33.351	5	Kawasaki NINJA 400
35	J	Zack WESTON	1:07.188	09:55:48.309	7	Kawasaki NINJA 400
35	J	Zack WESTON	1:06.856	09:59:11.635	10	Kawasaki NINJA 400

Flag History

TYPE	TIME OF DAY
GREEN	09:47:10.377
FINISH	09:59:43.915

Flag Statistics

TYPE	COUNT	TOTAL LAPS	TOTAL TIME
Green	1	11	13:58.698
Red	0	0	0.000
Safety Car	0	0	0.000
FCY	0	0	0.000

BMCRC - MRO Championships 2023 - Rnd 2 @ Pembrey

ACU Team Green Junior Cup & Senior Ninja Series

QUALIFYING - STATISTICS

CLASS : S

11 Starters

Fastest Lap History

NO	NAME	LAP TIME	TIME OF DAY	LAP	VEHICLE
277	Richard HAYWARD	1:18.844	09:48:48.970	1	Kawasaki EX300
27	Ben BROWN	1:17.475	09:48:49.202	1	Kawasaki NINJA
277	Richard HAYWARD	1:12.882	09:50:01.852	2	Kawasaki EX300
34	Oliver ARBON	1:11.994	09:50:02.418	2	Kawasaki NINJA 400
99	Jack WOLFF	1:11.819	09:50:03.270	2	Kawasaki NINJA 300
77	Joe WHITE	1:11.799	09:51:17.792	3	Kawasaki NINJA 400
1	Phil ATKINSON	1:08.702	09:52:03.396	3	Kawasaki NINJA 400
1	Phil ATKINSON	1:08.570	09:53:11.966	4	Kawasaki NINJA 400
1	Phil ATKINSON	1:08.238	09:54:20.191	5	Kawasaki NINJA 400
1	Phil ATKINSON	1:07.617	09:58:06.056	8	Kawasaki NINJA 400
1	Phil ATKINSON	1:07.100	09:59:13.157	9	Kawasaki NINJA 400

BMCRC - MRO Championships 2023 - Rnd 2 @ Pembrey

ACU Team Green Junior Cup & Senior Ninja Series

QUALIFYING - STATISTICS

CLASS : J

10 Starters

Fastest Lap History

NO	NAME	LAP TIME	TIME OF DAY	LAP	VEHICLE
31	Robbie PARK	1:14.734	09:48:37.765	1	Kawasaki NINJA
18	George HIGGINS	1:13.886	09:48:40.012	1	Kawasaki NINJA 400
35	Zack WESTON	1:12.994	09:48:41.551	1	Kawasaki NINJA 400
35	Zack WESTON	1:09.586	09:49:51.138	2	Kawasaki NINJA 400
31	Robbie PARK	1:08.858	09:52:09.499	4	Kawasaki NINJA
31	Robbie PARK	1:08.749	09:53:18.247	5	Kawasaki NINJA
35	Zack WESTON	1:07.672	09:53:33.351	5	Kawasaki NINJA 400
35	Zack WESTON	1:07.188	09:55:48.309	7	Kawasaki NINJA 400
35	Zack WESTON	1:06.856	09:59:11.635	10	Kawasaki NINJA 400

BMCRC - MRO Championships 2023 - Rnd 2 @ Pembrey

ACU Team Green Junior Cup & Senior Ninja Series

RACE 4 - GRID (8 Laps)



Kawasaki

ROW 7	21	16	Aleisha LAYTON	1:22.208	20	4	Nigel FRANKLIN	1:19.923	19	12	Kees RAMSEY	1:17.699
ROW 6	18	73	Jemma HANNAFORD	1:17.243	17	33	Patrick KLINGE	1:16.911	16	400	Stuart THURTL	1:14.586
ROW 5	15	49	Ralph CROFT	1:13.613	14	0	Jack NEWTON	1:13.025	13	99	Jack WOLFF	1:11.666
ROW 4	12	10	Mike BRUNSDON	1:11.459	11	45	Marley MACKENZIE	1:11.094	10	277	Richard HAYWARD	1:10.817
ROW 3	9	27	Ben BROWN	1:10.515	8	65	Konrad BREESE	1:10.400	7	18	George HIGGINS	1:09.959
ROW 2	6	77	Joe WHITE	1:09.882	5	34	Oliver ARBON	1:08.652	4	191	Craig DANCE	1:08.454
ROW 1	3	31	Robbie PARK	1:07.917	2	1	Phil ATKINSON	1:07.100	1	35	Zack WESTON	1:06.856
Pole												

Pembrey National: 1.4560 miles

These results are provisional until the conclusion of any judicial and technical matters.

Clerk Of Course :	Stewards :	Timekeeper : Sarah Evans
-------------------	------------	--------------------------

Results can be found at www.tsl-timing.com

Printed - 10:05 Saturday, 08 April 2023



BMCRC - MRO Championships 2023 - Rnd 2 @ Pembrey



ACU Team Green Junior Cup & Senior Ninja Series

RACE 4 - CLASSIFICATION

Kawasaki

POS	NO	CL	PIC NAME	ENTRY	LAPS	TIME	GAP	DIFF	MPH	BEST	ON
1	35	J	1 Zack WESTON	Kawasaki NINJA 400 - NW Racing	8	9:02.929			77.23	1:06.692	4
2	191	J	2 Craig DANCE	Kawasaki NINJA 400 - 2 brothers scaffolding	8	9:06.468	3.539	3.539	76.73	1:07.187	5
3	1	S	1 Phil ATKINSON	Kawasaki NINJA 400 - ROSE MOT/Q Oil Treatments	8	9:14.289	11.360	7.821	75.65	1:07.561	4
4	34	S	2 Oliver ARBON	Kawasaki NINJA 400 - tt plumbing and heating	8	9:20.349	17.420	6.060	74.83	1:09.097	4
5	18	J	3 George HIGGINS	Kawasaki NINJA 400 - Aztec Racing	8	9:20.999	18.070	0.650	74.74	1:08.952	3
6	45	J	4 Marley MACKENZIE	Kawasaki NINJA - Kirkcaldy Kawasaki, ELPM	8	9:24.691	21.762	3.692	74.25	1:09.266	4
7	77	S	3 Joe WHITE	Kawasaki NINJA 400 - Just In Graphics /MZ CONTR	8	9:25.191	22.262	0.500	74.19	1:09.410	4
8	27	S	4 Ben BROWN	Kawasaki NINJA - Hunts Motorcycles	8	9:27.113	24.184	1.922	73.94	1:09.432	4
9	277	S	5 Richard HAYWARD	Kawasaki EX300 - GForce/Hayward R Ltd/SnapOn	8	9:27.251	24.322	0.138	73.92	1:09.246	4
10	65	S	6 Konrad BREESE	Kawasaki NINJA 300 - STIHL Racing	8	9:33.164	30.235	5.913	73.16	1:09.812	8
11	99	S	7 Jack WOLFF	Kawasaki NINJA 300 - Nym Technologies Racing	8	9:33.750	30.821	0.586	73.08	1:09.914	2
12	10	S	8 Mike BRUNSDON	Kawasaki NINJA 400 - Quad Bikes Wales	8	9:48.358	45.429	14.608	71.27	1:10.614	3
13	49	J	5 Ralph CROFT	Kawasaki NINJA 300 -	8	9:56.289	53.360	7.931	70.32	1:13.329	4
14	400	S	9 Stuart THURTLIE	Kawasaki NINJA 400 - TeamTortoise Racing	8	9:58.914	55.985	2.625	70.01	1:13.356	2
15	33	J	6 Patrick KLINGE	Kawasaki NINJA 300 - Klingklong Racing	7	9:03.059	1 Lap	1 Lap	67.56	1:15.368	7
16	73	S	10 Jemma HANNAFORD	Kawasaki NINJA 300 -	7	9:05.320	1 Lap	2.261	67.28	1:14.562	7
17	4	S	11 Nigel FRANKLIN	Kawasaki NINJA - Jane Franklin	7	9:08.339	1 Lap	3.019	66.91	1:15.795	6
18	12	J	7 Kees RAMSEY	Kawasaki NINJA 400 -	7	9:10.925	1 Lap	2.586	66.59	1:15.465	7
19	16	J	8 Aleisha LAYTON	Kawasaki NINJA 300 -	7	9:47.807	1 Lap	36.882	62.42	1:21.395	5

NOT CLASSIFIED

DNF	31	J	Robbie PARK	Kawasaki NINJA - The Biltong Banter Box	3	3:26.320	5 Laps	4 Laps	76.21	1:07.098	2
DNF	0	J	Jack NEWTON	Kawasaki NINJA 400 -	0						

FASTEST LAP

	35	J	Zack WESTON	Kawasaki NINJA 400 - NW Racing	4	1:06.692			78.59 mph	126.48 kph	
	1	S	Phil ATKINSON	Kawasaki NINJA 400 - ROSE MOT/Q Oil Treatments	4	1:07.561			77.58 mph	124.85 kph	

Class J - 92.5% of Race Speed = 71.43 mph

Class S - 92.5% of Race Speed = 69.97 mph

Race Distance: 8 Laps / 11.64 miles

Pembrey National: 1.4560 miles

Date: 08/04/2023 Start: 12:25 Finish: 12:34

Weather / Track : Bright / Dry

These results are provisional until the conclusion of any judicial and technical matters.

Clerk Of Course :	Stewards :	Timekeeper : Sarah Evans
-------------------	------------	--------------------------

Results can be found at www.tsl-timing.com

Printed - 12:40 Saturday, 08 April 2023



BMCRC - MRO Championships 2023 - Rnd 2 @ Pembrey

ACU Team Green Junior Cup & Senior Ninja Series

RACE 4 - LAP CHART

LAP 1 @ 12:26:22.350

NO	BEHIND	LAP TIME
35		1:11.386
31	0.626	1:12.012
191	1.529	1:12.915
34	3.146	1:14.532
18	4.208	1:15.594
77	4.256	1:15.642
27	4.694	1:16.080
1	4.820	1:16.206
277	5.580	1:16.966
45	6.296	1:17.682
99	7.071	1:18.457
10	7.359	1:18.745
65	9.322	1:20.708
400	9.745	1:21.131
49	10.050	1:21.436
73	14.005	1:25.391
33	14.057	1:25.443
4	15.991	1:27.377
12	17.168	1:28.554
16	19.911	1:31.297

73	35.617	1:17.724
4	37.960	1:17.724
12	39.435	1:17.828
16	51.694	1:22.372

400	43.633	1:14.328
33	1:00.328	1:15.904
73	1:03.395	1:15.307
4	1:04.699	1:15.795

LAP 4 @ 12:29:43.146

NO	BEHIND	LAP TIME
35		1:06.692
191	3.560	1:07.645
1	8.486	1:07.561
34	10.734	1:09.097
18	11.598	1:09.361
77	13.131	1:09.410
27	13.643	1:09.432
45	13.810	1:09.266
277	14.032	1:09.246
99	17.356	1:10.614
65	19.141	1:09.994
10	19.683	1:11.311
400	29.335	1:13.563
49	29.863	1:13.329
33	43.570	1:16.799
73	46.953	1:18.028
4	47.890	1:16.622
12	49.951	1:17.208

LAP 7 @ 12:33:05.573

NO	BEHIND	LAP TIME
35		1:07.246
12	1 Lap	1:15.702
191	3.602	1:07.520
1	11.019	1:08.364
34	16.635	1:09.290
18	17.249	1:09.396
45	20.766	1:10.213
77	20.942	1:10.242
27	22.329	1:11.156
277	22.480	1:11.162
65	28.743	1:11.085
99	28.903	1:11.963
16	1 Lap	1:23.184
10	41.510	1:11.824
49	48.090	1:13.571
400	50.220	1:13.833

LAP 2 @ 12:27:29.501

NO	BEHIND	LAP TIME
35		1:07.151
31	0.573	1:07.098
191	2.142	1:07.764
34	5.778	1:09.783
1	6.691	1:09.022
18	6.930	1:09.873
77	7.396	1:10.291
27	7.934	1:10.391
277	8.406	1:09.977
45	8.614	1:09.469
99	9.834	1:09.914
10	11.403	1:11.195
65	12.789	1:10.618
400	15.950	1:13.356
49	16.803	1:13.904
33	24.150	1:17.244
73	24.846	1:17.992
4	27.189	1:18.349
12	28.560	1:18.543
16	36.275	1:23.515

LAP 5 @ 12:30:51.080

NO	BEHIND	LAP TIME
35		1:07.934
16	1 Lap	1:23.838
191	2.813	1:07.187
1	8.814	1:08.262
34	12.134	1:09.334
18	12.980	1:09.316
77	15.153	1:09.956
45	15.526	1:09.650
27	15.799	1:10.090
277	16.136	1:10.038
99	20.571	1:11.149
65	21.277	1:10.070
10	31.382	1:19.633
49	35.546	1:13.617
400	36.552	1:15.151
33	51.671	1:16.035
73	55.335	1:16.316
4	56.151	1:16.195
12	59.642	1:17.625

LAP 8 @ 12:34:13.893

NO	BEHIND	LAP TIME
35		1:08.320
33	1 Lap	1:15.368
73	1 Lap	1:14.562
191	3.539	1:08.257
4	1 Lap	1:16.277
12	1 Lap	1:15.465
1	11.360	1:08.661
34	17.420	1:09.105
18	18.070	1:09.141
45	21.762	1:09.316
77	22.262	1:09.640
27	24.184	1:10.175
277	24.322	1:10.162
65	30.235	1:09.812
99	30.821	1:10.238
16	1 Lap	1:22.206
10	45.429	1:12.239
49	53.360	1:13.590
400	55.985	1:14.085

LAP 3 @ 12:28:36.454

NO	BEHIND	LAP TIME
35		1:06.953
31	0.830	1:07.210
191	2.607	1:07.418
1	7.617	1:07.879
34	8.329	1:09.504
18	8.929	1:08.952
77	10.413	1:09.970
27	10.903	1:09.922
45	11.236	1:09.575
277	11.478	1:10.025
99	13.434	1:10.553
10	15.064	1:10.614
65	15.839	1:10.003
400	22.464	1:13.467
49	23.226	1:13.376
33	33.463	1:16.266

LAP 6 @ 12:31:58.327

NO	BEHIND	LAP TIME
35		1:07.247
191	3.328	1:07.762
1	9.901	1:08.334
34	14.591	1:09.704
16	1 Lap	1:21.395
18	15.099	1:09.366
45	17.799	1:09.520
77	17.946	1:10.040
27	18.419	1:09.867
277	18.564	1:09.675
99	24.186	1:10.862
65	24.904	1:10.874
10	36.932	1:12.797
49	41.765	1:13.466

Weather / Track : Bright / Dry

Results can be found at www.tsl-timing.com

Pembrey National: 1.4560 miles
Date: 08/04/2023 Start: 12:25 Finish: 12:34

Printed - 12:40 Saturday, 08 April 2023

BMCRC - MRO Championships 2023 - Rnd 2 @ Pembrey

ACU Team Green Junior Cup & Senior Ninja Series

RACE 4 - POSITION CHART

No	Name	Lap								
		Pos	1	2	3	4	5	6	7	8
35	WESTON	1	35	35	35	35	35	35	35	35
1	ATKINSON	2	31	31	31	191	191	191	191	191
31	PARK	3	191	191	191	1	1	1	1	1
191	DANCE	4	34	34	1	34	34	34	34	34
34	ARBON	5	18	1	34	18	18	18	18	18
77	WHITE	6	77	18	18	77	77	45	45	45
18	HIGGINS	7	27	77	77	27	45	77	77	77
65	BREESE	8	1	27	27	45	27	27	27	27
27	BROWN	9	277	277	45	277	277	277	277	277
277	HAYWARD	10	45	45	277	99	99	99	65	65
45	MACKENZIE	11	99	99	99	65	65	65	99	99
10	BRUNSDON	12	10	10	10	10	10	10	10	10
99	WOLFF	13	65	65	65	400	49	49	49	49
0	NEWTON	14	400	400	400	49	400	400	400	400
49	CROFT	15	49	49	49	33	33	33	33	33
400	THURTLLE	16	73	33	33	73	73	73	73	73
33	KLINGE	17	33	73	73	4	4	4	4	4
73	HANNAFORD	18	4	4	4	12	12	12	12	12
12	RAMSEY	19	12	12	12	16	16	16	16	16
4	FRANKLIN	20	16	16	16					
16	LAYTON	21								

BMCRC - MRO Championships 2023 - Rnd 2 @ Pembrey

ACU Team Green Junior Cup & Senior Ninja Series

RACE 4 - SECTOR ANALYSIS



SECTOR 1 = FL to I1, SECTOR 2 = I1 to FL, DIFF = Difference To Personal Best Lap, P = Crossed Finish Line in Pit Lane, D = Time Disallowed

P1 35 J Zack WESTON		Kawasaki NINJA 400 - NW Racing				
IDEAL LAP TIME : 1:06.692		BEST LAP TIME : 1:06.692		DIFFERENCE : 0.000		
LAP	SECTOR 1	SECTOR 2	LAP TIME	MPH	DIFF	TIME OF DAY
1 -		30.347	1:11.386	73.42	4.694	12:26:22.350
2 -	36.972	30.179	1:07.151 (3)	78.05	0.459	12:27:29.501
3 -	36.686	30.267	1:06.953 (2)	78.28	0.261	12:28:36.454
4 -	36.600	30.092	1:06.692 (1)	78.59		12:29:43.146
5 -	37.271	30.663	1:07.934	77.15	1.242	12:30:51.080
6 -	36.792	30.455	1:07.247	77.94	0.555	12:31:58.327
7 -	36.939	30.307	1:07.246	77.94	0.554	12:33:05.573
8 -	37.594	30.726	1:08.320	76.72	1.628	12:34:13.893

P2 191 J Craig DANCE		Kawasaki NINJA 400 - 2 brothers scaffolding				
IDEAL LAP TIME : 1:07.186		BEST LAP TIME : 1:07.187		DIFFERENCE : 0.001		
LAP	SECTOR 1	SECTOR 2	LAP TIME	MPH	DIFF	TIME OF DAY
1 -		30.412	1:12.915	71.88	5.728	12:26:23.879
2 -	37.467	30.297	1:07.764	77.35	0.577	12:27:31.643
3 -	37.153	30.265	1:07.418 (2)	77.74	0.231	12:28:39.061
4 -	37.211	30.434	1:07.645	77.48	0.458	12:29:46.706
5 -	36.977	30.210	1:07.187 (1)	78.01		12:30:53.893
6 -	37.452	30.310	1:07.762	77.35	0.575	12:32:01.655
7 -	36.976	30.544	1:07.520 (3)	77.63	0.333	12:33:09.175
8 -	37.805	30.452	1:08.257	76.79	1.070	12:34:17.432

P3 1 S Phil ATKINSON		Kawasaki NINJA 400 - ROSE MOT/Q Oil Treatments				
IDEAL LAP TIME : 1:07.560		BEST LAP TIME : 1:07.561		DIFFERENCE : 0.001		
LAP	SECTOR 1	SECTOR 2	LAP TIME	MPH	DIFF	TIME OF DAY
1 -		31.313	1:16.206	68.78	8.645	12:26:27.170
2 -	38.445	30.577	1:09.022	75.94	1.461	12:27:36.192
3 -	37.229	30.650	1:07.879 (2)	77.21	0.318	12:28:44.071
4 -	36.983	30.578	1:07.561 (1)	77.58		12:29:51.632
5 -	37.335	30.927	1:08.262 (3)	76.78	0.701	12:30:59.894
6 -	37.207	31.127	1:08.334	76.70	0.773	12:32:08.228
7 -	37.546	30.818	1:08.364	76.67	0.803	12:33:16.592
8 -	37.483	31.178	1:08.661	76.34	1.100	12:34:25.253

P4 34 S Oliver ARBON		Kawasaki NINJA 400 - tt plumbing and heating				
IDEAL LAP TIME : 1:08.803		BEST LAP TIME : 1:09.097		DIFFERENCE : 0.294		
LAP	SECTOR 1	SECTOR 2	LAP TIME	MPH	DIFF	TIME OF DAY
1 -		30.918	1:14.532	70.32	5.435	12:26:25.496
2 -	38.900	30.883	1:09.783	75.11	0.686	12:27:35.279
3 -	38.870	30.634	1:09.504	75.41	0.407	12:28:44.783
4 -	38.567	30.530	1:09.097 (1)	75.85		12:29:53.880
5 -	38.570	30.764	1:09.334	75.59	0.237	12:31:03.214
6 -	38.632	31.072	1:09.704	75.19	0.607	12:32:12.918
7 -	38.573	30.717	1:09.290 (3)	75.64	0.193	12:33:22.208
8 -	38.273	30.832	1:09.105 (2)	75.84	0.008	12:34:31.313

P5 18 J George HIGGINS		Kawasaki NINJA 400 - Aztec Racing				
IDEAL LAP TIME : 1:08.934		BEST LAP TIME : 1:08.952		DIFFERENCE : 0.018		
LAP	SECTOR 1	SECTOR 2	LAP TIME	MPH	DIFF	TIME OF DAY
1 -		31.580	1:15.594	69.33	6.642	12:26:26.558
2 -	38.649	31.224	1:09.873	75.01	0.921	12:27:36.431
3 -	38.022	30.930	1:08.952 (1)	76.01		12:28:45.383
4 -	38.098	31.263	1:09.361	75.56	0.409	12:29:54.744
5 -	38.063	31.253	1:09.316 (3)	75.61	0.364	12:31:04.060
6 -	38.085	31.281	1:09.366	75.56	0.414	12:32:13.426
7 -	38.177	31.219	1:09.396	75.53	0.444	12:33:22.822
8 -	38.004	31.137	1:09.141 (2)	75.81	0.189	12:34:31.963

BMCRC - MRO Championships 2023 - Rnd 2 @ Pembrey

ACU Team Green Junior Cup & Senior Ninja Series

RACE 4 - SECTOR ANALYSIS



SECTOR 1 = FL to I1, SECTOR 2 = I1 to FL, DIFF = Difference To Personal Best Lap, P = Crossed Finish Line in Pit Lane, D = Time Disallowed

P6 45 J		Marley MACKENZIE		Kawasaki NINJA - Kirkcaldy Kawasaki, ELPM		
IDEAL LAP TIME : 1:09.038		BEST LAP TIME : 1:09.266		DIFFERENCE : 0.228		
LAP	SECTOR 1	SECTOR 2	LAP TIME	MPH	DIFF	TIME OF DAY
1 -		31.595	1:17.682	67.47	8.416	12:26:28.646
2 -	38.406	31.063	1:09.469 (3)	75.45	0.203	12:27:38.115
3 -	38.213	31.362	1:09.575	75.33	0.309	12:28:47.690
4 -	38.052	31.214	1:09.266 (1)	75.67		12:29:56.956
5 -	38.336	31.314	1:09.650	75.25	0.384	12:31:06.606
6 -	38.260	31.260	1:09.520	75.39	0.254	12:32:16.126
7 -	38.833	31.380	1:10.213	74.65	0.947	12:33:26.339
8 -	37.975	31.341	1:09.316 (2)	75.61	0.050	12:34:35.655

P7 77 S		Joe WHITE		Kawasaki NINJA 400 - Just In Graphics /MZ CONTRACTS/ Silve		
IDEAL LAP TIME : 1:09.325		BEST LAP TIME : 1:09.410		DIFFERENCE : 0.085		
LAP	SECTOR 1	SECTOR 2	LAP TIME	MPH	DIFF	TIME OF DAY
1 -		31.339	1:15.642	69.29	6.232	12:26:26.606
2 -	39.398	30.893	1:10.291	74.57	0.881	12:27:36.897
3 -	38.909	31.061	1:09.970	74.91	0.560	12:28:46.867
4 -	38.499	30.911	1:09.410 (1)	75.51		12:29:56.277
5 -	38.789	31.167	1:09.956 (3)	74.92	0.546	12:31:06.233
6 -	39.035	31.005	1:10.040	74.83	0.630	12:32:16.273
7 -	39.416	30.826	1:10.242	74.62	0.832	12:33:26.515
8 -	38.750	30.890	1:09.640 (2)	75.26	0.230	12:34:36.155

P8 27 S		Ben BROWN		Kawasaki NINJA - Hunts Motorcycles		
IDEAL LAP TIME : 1:09.376		BEST LAP TIME : 1:09.432		DIFFERENCE : 0.056		
LAP	SECTOR 1	SECTOR 2	LAP TIME	MPH	DIFF	TIME OF DAY
1 -		31.491	1:16.080	68.89	6.648	12:26:27.044
2 -	39.196	31.195	1:10.391	74.46	0.959	12:27:37.435
3 -	38.536	31.386	1:09.922 (3)	74.96	0.490	12:28:47.357
4 -	38.181	31.251	1:09.432 (1)	75.49		12:29:56.789
5 -	38.795	31.295	1:10.090	74.78	0.658	12:31:06.879
6 -	38.585	31.282	1:09.867 (2)	75.02	0.435	12:32:16.746
7 -	39.259	31.897	1:11.156	73.66	1.724	12:33:27.902
8 -	38.493	31.682	1:10.175	74.69	0.743	12:34:38.077

P9 277 S		Richard HAYWARD		Kawasaki EX300 - GForce/Hayward R Ltd/SnapOn		
IDEAL LAP TIME : 1:09.246		BEST LAP TIME : 1:09.246		DIFFERENCE : 0.000		
LAP	SECTOR 1	SECTOR 2	LAP TIME	MPH	DIFF	TIME OF DAY
1 -		31.487	1:16.966	68.10	7.720	12:26:27.930
2 -	38.478	31.499	1:09.977 (3)	74.90	0.731	12:27:37.907
3 -	38.187	31.838	1:10.025	74.85	0.779	12:28:47.932
4 -	38.098	31.148	1:09.246 (1)	75.69		12:29:57.178
5 -	38.683	31.355	1:10.038	74.83	0.792	12:31:07.216
6 -	38.433	31.242	1:09.675 (2)	75.22	0.429	12:32:16.891
7 -	38.863	32.299	1:11.162	73.65	1.916	12:33:28.053
8 -	38.509	31.653	1:10.162	74.70	0.916	12:34:38.215

P10 65 S		Konrad BREESE		Kawasaki NINJA 300 - STIHL Racing		
IDEAL LAP TIME : 1:09.771		BEST LAP TIME : 1:09.812		DIFFERENCE : 0.041		
LAP	SECTOR 1	SECTOR 2	LAP TIME	MPH	DIFF	TIME OF DAY
1 -		32.662	1:20.708	64.94	10.896	12:26:31.672
2 -	39.378	31.240	1:10.618	74.22	0.806	12:27:42.290
3 -	38.675	31.328	1:10.003 (3)	74.87	0.191	12:28:52.293
4 -	38.538	31.456	1:09.994 (2)	74.88	0.182	12:30:02.287
5 -	38.775	31.295	1:10.070	74.80	0.258	12:31:12.357
6 -	38.731	32.143	1:10.874	73.95	1.062	12:32:23.231
7 -	38.807	32.278	1:11.085	73.73	1.273	12:33:34.316
8 -	38.579	31.233	1:09.812 (1)	75.08		12:34:44.128

BMCRC - MRO Championships 2023 - Rnd 2 @ Pembrey

ACU Team Green Junior Cup & Senior Ninja Series

RACE 4 - SECTOR ANALYSIS



SECTOR 1 = FL to I1, SECTOR 2 = I1 to FL, DIFF = Difference To Personal Best Lap, P = Crossed Finish Line in Pit Lane, D = Time Disallowed

P11 99 S		Jack WOLFF		Kawasaki NINJA 300 - Nym Technologies Racing			
IDEAL LAP TIME : 1:09.906		BEST LAP TIME : 1:09.914		DIFFERENCE : 0.008			
LAP	SECTOR 1	SECTOR 2	LAP TIME	MPH	DIFF	TIME OF DAY	
1 -		32.592	1:18.457	66.80	8.543	12:26:29.421	
2 -	38.575	31.339	1:09.914 (1)	74.97		12:27:39.335	
3 -	38.849	31.704	1:10.553 (3)	74.29	0.639	12:28:49.888	
4 -	38.883	31.731	1:10.614	74.22	0.700	12:30:00.502	
5 -	39.329	31.820	1:11.149	73.67	1.235	12:31:11.651	
6 -	38.910	31.952	1:10.862	73.96	0.948	12:32:22.513	
7 -	39.146	32.817	1:11.963	72.83	2.049	12:33:34.476	
8 -	38.907	31.331	1:10.238 (2)	74.62	0.324	12:34:44.714	

P12 10 S		Mike BRUNSDON		Kawasaki NINJA 400 - Quad Bikes Wales			
IDEAL LAP TIME : 1:10.614		BEST LAP TIME : 1:10.614		DIFFERENCE : 0.000			
LAP	SECTOR 1	SECTOR 2	LAP TIME	MPH	DIFF	TIME OF DAY	
1 -		33.210	1:18.745	66.56	8.131	12:26:29.709	
2 -	39.134	32.061	1:11.195 (2)	73.62	0.581	12:27:40.904	
3 -	38.899	31.715	1:10.614 (1)	74.22		12:28:51.518	
4 -	39.088	32.223	1:11.311 (3)	73.50	0.697	12:30:02.829	
5 -	39.501	40.132	1:19.633	65.82	9.019	12:31:22.462	
6 -	40.046	32.751	1:12.797	72.00	2.183	12:32:35.259	
7 -	39.673	32.151	1:11.824	72.97	1.210	12:33:47.083	
8 -	39.358	32.881	1:12.239	72.55	1.625	12:34:59.322	

P13 49 J		Ralph CROFT		Kawasaki NINJA 300 -			
IDEAL LAP TIME : 1:12.695		BEST LAP TIME : 1:13.329		DIFFERENCE : 0.634			
LAP	SECTOR 1	SECTOR 2	LAP TIME	MPH	DIFF	TIME OF DAY	
1 -		33.620	1:21.436	64.36	8.107	12:26:32.400	
2 -	41.579	32.325	1:13.904	70.92	0.575	12:27:46.304	
3 -	40.370	33.006	1:13.376 (2)	71.43	0.047	12:28:59.680	
4 -	40.725	32.604	1:13.329 (1)	71.48		12:30:13.009	
5 -	40.775	32.842	1:13.617	71.20	0.288	12:31:26.626	
6 -	40.525	32.941	1:13.466 (3)	71.34	0.137	12:32:40.092	
7 -	40.567	33.004	1:13.571	71.24	0.242	12:33:53.663	
8 -	40.820	32.770	1:13.590	71.22	0.261	12:35:07.253	

P14 400 S		Stuart THURTLÉ		Kawasaki NINJA 400 - TeamTortoise Racing			
IDEAL LAP TIME : 1:13.284		BEST LAP TIME : 1:13.356		DIFFERENCE : 0.072			
LAP	SECTOR 1	SECTOR 2	LAP TIME	MPH	DIFF	TIME OF DAY	
1 -		33.665	1:21.131	64.60	7.775	12:26:32.095	
2 -	40.654	32.702	1:13.356 (1)	71.45		12:27:45.451	
3 -	40.781	32.686	1:13.467 (2)	71.34	0.111	12:28:58.918	
4 -	40.598	32.965	1:13.563 (3)	71.25	0.207	12:30:12.481	
5 -	41.956	33.195	1:15.151	69.74	1.795	12:31:27.632	
6 -	41.260	33.068	1:14.328	70.51	0.972	12:32:41.960	
7 -	40.721	33.112	1:13.833	70.99	0.477	12:33:55.793	
8 -	40.916	33.169	1:14.085	70.75	0.729	12:35:09.878	

P15 33 J		Patrick KLINGE		Kawasaki NINJA 300 - Klingklong Racing			
IDEAL LAP TIME : 1:15.131		BEST LAP TIME : 1:15.368		DIFFERENCE : 0.237			
LAP	SECTOR 1	SECTOR 2	LAP TIME	MPH	DIFF	TIME OF DAY	
1 -		34.024	1:25.443	61.34	10.075	12:26:36.407	
2 -	43.681	33.563	1:17.244	67.85	1.876	12:27:53.651	
3 -	42.353	33.913	1:16.266	68.72	0.898	12:29:09.917	
4 -	42.974	33.825	1:16.799	68.25	1.431	12:30:26.716	
5 -	42.673	33.362	1:16.035 (3)	68.93	0.667	12:31:42.751	
6 -	42.545	33.359	1:15.904 (2)	69.05	0.536	12:32:58.655	
7 -	41.772	33.596	1:15.368 (1)	69.54		12:34:14.023	

BMCRC - MRO Championships 2023 - Rnd 2 @ Pembrey

ACU Team Green Junior Cup & Senior Ninja Series

RACE 4 - SECTOR ANALYSIS



SECTOR 1 = FL to I1, SECTOR 2 = I1 to FL, DIFF = Difference To Personal Best Lap, P = Crossed Finish Line in Pit Lane, D = Time Disallowed

P16		73 S		Jemma HANNAFORD		Kawasaki NINJA 300 -	
IDEAL LAP TIME : 1:14.562		BEST LAP TIME : 1:14.562		DIFFERENCE : 0.000			
LAP	SECTOR 1	SECTOR 2	LAP TIME	MPH	DIFF	TIME OF DAY	
1 -		34.186	1:25.391	61.38	10.829	12:26:36.355	
2 -	44.260	33.732	1:17.992	67.20	3.430	12:27:54.347	
3 -	43.474	34.250	1:17.724	67.43	3.162	12:29:12.071	
4 -	43.581	34.447	1:18.028	67.17	3.466	12:30:30.099	
5 -	42.377	33.939	1:16.316 (3)	68.68	1.754	12:31:46.415	
6 -	42.119	33.188	1:15.307 (2)	69.60	0.745	12:33:01.722	
7 -	41.864	32.698	1:14.562 (1)	70.29		12:34:16.284	

P17		4 S		Nigel FRANKLIN		Kawasaki NINJA - Jane Franklin	
IDEAL LAP TIME : 1:15.795		BEST LAP TIME : 1:15.795		DIFFERENCE : 0.000			
LAP	SECTOR 1	SECTOR 2	LAP TIME	MPH	DIFF	TIME OF DAY	
1 -		34.489	1:27.377	59.98	11.582	12:26:38.341	
2 -	43.995	34.354	1:18.349	66.90	2.554	12:27:56.690	
3 -	43.475	34.249	1:17.724	67.43	1.929	12:29:14.414	
4 -	42.694	33.928	1:16.622	68.40	0.827	12:30:31.036	
5 -	42.361	33.834	1:16.195 (2)	68.79	0.400	12:31:47.231	
6 -	42.133	33.662	1:15.795 (1)	69.15		12:33:03.026	
7 -	42.534	33.743	1:16.277 (3)	68.71	0.482	12:34:19.303	

P18		12 J		Kees RAMSEY		Kawasaki NINJA 400 -	
IDEAL LAP TIME : 1:15.348		BEST LAP TIME : 1:15.465		DIFFERENCE : 0.117			
LAP	SECTOR 1	SECTOR 2	LAP TIME	MPH	DIFF	TIME OF DAY	
1 -		35.408	1:28.554	59.19	13.089	12:26:39.518	
2 -	43.955	34.588	1:18.543	66.73	3.078	12:27:58.061	
3 -	43.609	34.219	1:17.828	67.34	2.363	12:29:15.889	
4 -	42.902	34.306	1:17.208 (3)	67.88	1.743	12:30:33.097	
5 -	43.395	34.230	1:17.625	67.52	2.160	12:31:50.722	
6 -	42.361	33.341	1:15.702 (2)	69.23	0.237	12:33:06.424	
7 -	42.478	32.987	1:15.465 (1)	69.45		12:34:21.889	

P19		16 J		Aleisha LAYTON		Kawasaki NINJA 300 -	
IDEAL LAP TIME : 1:21.395		BEST LAP TIME : 1:21.395		DIFFERENCE : 0.000			
LAP	SECTOR 1	SECTOR 2	LAP TIME	MPH	DIFF	TIME OF DAY	
1 -		37.073	1:31.297	57.41	9.902	12:26:42.261	
2 -	46.706	36.809	1:23.515	62.76	2.120	12:28:05.776	
3 -	45.782	36.590	1:22.372 (3)	63.63	0.977	12:29:28.148	
4 -	46.841	36.997	1:23.838	62.52	2.443	12:30:51.986	
5 -	45.084	36.311	1:21.395 (1)	64.39		12:32:13.381	
6 -	46.542	36.642	1:23.184	63.01	1.789	12:33:36.565	
7 -	45.561	36.645	1:22.206 (2)	63.76	0.811	12:34:58.771	

P20		31 J		Robbie PARK		Kawasaki NINJA - The Biltong Banter Box	
IDEAL LAP TIME : 1:07.098		BEST LAP TIME : 1:07.098		DIFFERENCE : 0.000			
LAP	SECTOR 1	SECTOR 2	LAP TIME	MPH	DIFF	TIME OF DAY	
1 -		30.613	1:12.012	72.78	4.914	12:26:22.976	
2 -	36.711	30.387	1:07.098 (1)	78.11		12:27:30.074	
3 -	36.711	30.499	1:07.210 (2)	77.98	0.112	12:28:37.284	

BMCRC - MRO Championships 2023 - Rnd 2 @ Pembrey

ACU Team Green Junior Cup & Senior Ninja Series

RACE 4 - BEST SECTORS

SECTOR 1			SECTOR 2			IDEAL / BEST COMPARISON						
POS	NO	NAME	TIME	NO	NAME	TIME	POS	NO	NAME	IDEAL	BEST	DIFF
									PERFECT LAP	1:06.692		
1	35	WESTON	36.600	35	WESTON	30.092	1	35	WESTON	1:06.692	1:06.692	0.000
2	31	PARK	36.711	191	DANCE	30.210	2	31	PARK	1:07.098	1:07.098	0.000
3	191	DANCE	36.976	31	PARK	30.387	3	191	DANCE	1:07.186	1:07.187	0.001
4	1	ATKINSON	36.983	34	ARBON	30.530	4	1	ATKINSON	1:07.560	1:07.561	0.001
5	45	MACKENZIE	37.975	1	ATKINSON	30.577	5	34	ARBON	1:08.803	1:09.097	0.294
6	18	HIGGINS	38.004	77	WHITE	30.826	6	18	HIGGINS	1:08.934	1:08.952	0.018
7	277	HAYWARD	38.098	18	HIGGINS	30.930	7	45	MACKENZIE	1:09.038	1:09.266	0.228
8	27	BROWN	38.181	45	MACKENZIE	31.063	8	277	HAYWARD	1:09.246	1:09.246	0.000
9	34	ARBON	38.273	277	HAYWARD	31.148	9	77	WHITE	1:09.325	1:09.410	0.085
10	77	WHITE	38.499	27	BROWN	31.195	10	27	BROWN	1:09.376	1:09.432	0.056
11	65	BREESE	38.538	65	BREESE	31.233	11	65	BREESE	1:09.771	1:09.812	0.041
12	99	WOLFF	38.575	99	WOLFF	31.331	12	99	WOLFF	1:09.906	1:09.914	0.008
13	10	BRUNSDON	38.899	10	BRUNSDON	31.715	13	10	BRUNSDON	1:10.614	1:10.614	0.000
14	49	CROFT	40.370	49	CROFT	32.325	14	49	CROFT	1:12.695	1:13.329	0.634
15	400	THURTL	40.598	400	THURTL	32.686	15	400	THURTL	1:13.284	1:13.356	0.072
16	33	KLINGE	41.772	73	HANNAFORD	32.698	16	73	HANNAFORD	1:14.562	1:14.562	0.000
17	73	HANNAFORD	41.864	12	RAMSEY	32.987	17	33	KLINGE	1:15.131	1:15.368	0.237
18	4	FRANKLIN	42.133	33	KLINGE	33.359	18	12	RAMSEY	1:15.348	1:15.465	0.117
19	12	RAMSEY	42.361	4	FRANKLIN	33.662	19	4	FRANKLIN	1:15.795	1:15.795	0.000
20	16	LAYTON	45.084	16	LAYTON	36.311	20	16	LAYTON	1:21.395	1:21.395	0.000
21												

BMCRC - MRO Championships 2023 - Rnd 2 @ Pembrey

ACU Team Green Junior Cup & Senior Ninja Series

RACE 4 - STATISTICS

Competitors Started 20
Planned Start 2023-04-08 @ 12:44:00.000
Actual Start 2023-04-08 @ 12:25:10.963
Finish Time 2023-04-08 @ 12:34:13.892
Track Length 1.4560mi.
Total Laps 150
Total Distance Covered 218.4000mi.

Session Fastest Lap History

NO	CL	NAME	LAP TIME	TIME OF DAY	LAP	VEHICLE
35	J	Zack WESTON	1:07.151	12:27:29.521	2	Kawasaki NINJA 400
31	J	Robbie PARK	1:07.098	12:27:30.088	2	Kawasaki NINJA
35	J	Zack WESTON	1:06.953	12:28:36.475	3	Kawasaki NINJA 400
35	J	Zack WESTON	1:06.692	12:29:43.166	4	Kawasaki NINJA 400

Session Leader History

NO	CL	NAME	FROM LAP	LAPS LED	DISTANCE	VEHICLE
35	J	Zack WESTON	1	8	11.64 miles	Kawasaki NINJA 400

Flag History

TYPE	TIME OF DAY
GREEN	12:25:10.963
FINISH	12:34:13.892

Flag Statistics

TYPE	COUNT	TOTAL LAPS	TOTAL TIME
Green	1	8	10:20.829
Red	0	0	0.000
Safety Car	0	0	0.000
FCY	0	0	0.000

BMCRC - MRO Championships 2023 - Rnd 2 @ Pembrey

ACU Team Green Junior Cup & Senior Ninja Series

RACE 4 - STATISTICS

CLASS : S

11 Starters

Fastest Lap History

NO	NAME	LAP TIME	TIME OF DAY	LAP	VEHICLE
34	Oliver ARBON	1:09.783	12:27:35.319	2	Kawasaki NINJA 400
1	Phil ATKINSON	1:09.022	12:27:36.205	2	Kawasaki NINJA 400
1	Phil ATKINSON	1:07.879	12:28:44.084	3	Kawasaki NINJA 400
1	Phil ATKINSON	1:07.561	12:29:51.646	4	Kawasaki NINJA 400

Leader History

NO	NAME	FROM LAP	LAPS LED	DISTANCE	VEHICLE
34	Oliver ARBON	1	2	2.91 miles	Kawasaki NINJA 400
1	Phil ATKINSON	3	6	8.73 miles	Kawasaki NINJA 400

BMCRC - MRO Championships 2023 - Rnd 2 @ Pembrey

ACU Team Green Junior Cup & Senior Ninja Series

RACE 4 - STATISTICS

CLASS : J

9 Starters

Fastest Lap History

NO	NAME	LAP TIME	TIME OF DAY	LAP	VEHICLE
35	Zack WESTON	1:07.151	12:27:29.521	2	Kawasaki NINJA 400
31	Robbie PARK	1:07.098	12:27:30.088	2	Kawasaki NINJA
35	Zack WESTON	1:06.953	12:28:36.475	3	Kawasaki NINJA 400
35	Zack WESTON	1:06.692	12:29:43.166	4	Kawasaki NINJA 400

Leader History

NO	NAME	FROM LAP	LAPS LED	DISTANCE	VEHICLE
35	Zack WESTON	1	8	11.64 miles	Kawasaki NINJA 400

BMCRC - MRO Championships 2023 - Rnd 2 @ Pembrey

ACU Team Green Junior Cup & Senior Ninja Series

RACE 15 - GRID (8 Laps)



Kawasaki

ROW 7	21	16	Aleisha LAYTON	1:21.395	20	0	Jack NEWTON	1:15.795	19	4	Nigel FRANKLIN
ROW 6	18	12	Kees RAMSEY	1:15.465	17	33	Patrick KLINGE	1:15.368	16	73	Jemma HANNAFORD
ROW 5	15	400	Stuart THURTL	1:13.356	14	49	Ralph CROFT	1:13.329	13	10	Mike BRUNSDON
ROW 4	12	99	Jack WOLFF	1:09.914	11	65	Konrad BREESE	1:09.812	10	27	Ben BROWN
ROW 3	9	77	Joe WHITE	1:09.410	8	45	Marley MACKENZIE	1:09.266	7	277	Richard HAYWARD
ROW 2	6	34	Oliver ARBON	1:09.097	5	18	George HIGGINS	1:08.952	4	1	Phil ATKINSON
ROW 1	3	191	Craig DANCE	1:07.187	2	31	Robbie PARK	1:07.098	1	35	Zack WESTON
Pole											

Pembrey National: 1.4560 miles

These results are provisional until the conclusion of any judicial and technical matters.

Clerk Of Course :	Stewards :	Timekeeper : Sarah Evans
-------------------	------------	--------------------------

Results can be found at www.tsl-timing.com

Printed - 12:43 Saturday, 08 April 2023



BMCRC - MRO Championships 2023 - Rnd 2 @ Pembrey



ACU Team Green Junior Cup & Senior Ninja Series

RACE 15 - CLASSIFICATION

Kawasaki

POS	NO	CL	PIC NAME	ENTRY	LAPS	TIME	GAP	DIFF	MPH	BEST	ON
1	35	J	1 Zack WESTON	Kawasaki NINJA 400 - NW Racing	8	8:59.736			77.69	1:06.187	7
2	191	J	2 Craig DANCE	Kawasaki NINJA 400 - 2 brothers scaffolding	8	8:59.791	0.055	0.055	77.68	1:05.934	7
3	1	S	1 Phil ATKINSON	Kawasaki NINJA 400 - ROSE MOT/Q Oil Treatments	8	9:03.547	3.811	3.756	77.14	1:06.964	4
4	31	J	3 Robbie PARK	Kawasaki NINJA - The Biltong Banter Box	8	9:06.138	6.402	2.591	76.78	1:06.995	2
5	34	S	2 Oliver ARBON	Kawasaki NINJA 400 - tt plumbing and heating	8	9:13.746	14.010	7.608	75.72	1:08.189	2
6	77	S	3 Joe WHITE	Kawasaki NINJA 400 - Just In Graphics /MZ CONTR	8	9:21.184	21.448	7.438	74.72	1:09.285	5
7	65	S	4 Konrad BREESE	Kawasaki NINJA 300 - STIHL Racing	8	9:21.820	22.084	0.636	74.63	1:08.919	7
8	18	J	4 George HIGGINS	Kawasaki NINJA 400 - Aztec Racing	8	9:23.514	23.778	1.694	74.41	1:08.441	8
9	45	J	5 Marley MACKENZIE	Kawasaki NINJA - Kirkcaldy Kawasaki, ELPM	8	9:23.566	23.830	0.052	74.40	1:08.795	8
10	277	S	5 Richard HAYWARD	Kawasaki EX300 - GForce/Hayward R Ltd/SnapOn	8	9:23.833	24.097	0.267	74.37	1:08.165	8
11	99	S	6 Jack WOLFF	Kawasaki NINJA 300 - Nym Technologies Racing	8	9:26.641	26.905	2.808	74.00	1:09.646	6
12	27	S	7 Ben BROWN	Kawasaki NINJA - Hunts Motorcycles	8	9:27.140	27.404	0.499	73.93	1:09.881	7
13	10	S	8 Mike BRUNSDON	Kawasaki NINJA 400 - Quad Bikes Wales	8	9:47.929	48.193	20.789	71.32	1:12.069	2
14	0	J	6 Jack NEWTON	Kawasaki NINJA 400 -	8	9:52.578	52.842	4.649	70.76	1:11.501	8
15	49	J	7 Ralph CROFT	Kawasaki NINJA 300 -	8	9:52.909	53.173	0.331	70.72	1:11.990	7
16	400	S	9 Stuart THURTLÉ	Kawasaki NINJA 400 - TeamTortoise Racing	8	10:00.424	1:00.688	7.515	69.83	1:13.818	2
17	33	J	8 Patrick KLINGE	Kawasaki NINJA 300 - Klingklong Racing	8	10:15.241	1:15.505	14.817	68.15	1:14.693	6
18	12	J	9 Kees RAMSEY	Kawasaki NINJA 400 -	8	10:20.204	1:20.468	4.963	67.61	1:14.024	6
19	73	S	10 Jemma HANNAFORD	Kawasaki NINJA 300 -	7	8:59.846	1 Lap	1 Lap	67.96	1:13.580	7
20	4	S	11 Nigel FRANKLIN	Kawasaki NINJA - Jane Franklin	7	9:08.350	1 Lap	8.504	66.91	1:16.284	5
21	16	J	10 Aleisha LAYTON	Kawasaki NINJA 300 -	7	9:46.596	1 Lap	38.246	62.54	1:21.597	5

FASTEST LAP

191	J	Craig DANCE	Kawasaki NINJA 400 - 2 brothers scaffolding	7	1:05.934	79.49 mph	127.93 kph
1	S	Phil ATKINSON	Kawasaki NINJA 400 - ROSE MOT/Q Oil Treatments	4	1:06.964	78.27 mph	125.97 kph

Class J - 92.5% of Race Speed = 71.86 mph

Class S - 92.5% of Race Speed = 71.35 mph

Weather / Track : Bright / Dry

These results are provisional until the conclusion of any judicial and technical matters.

Race Distance: 8 Laps / 11.64 miles

Pembrey National: 1.4560 miles

Date: 08/04/2023 Start: 16:03 Finish: 16:12

Clerk Of Course :	Stewards :	Timekeeper : Sarah Evans
-------------------	------------	--------------------------

Results can be found at www.tsl-timing.com

Printed - 16:15 Saturday, 08 April 2023



BMCRC - MRO Championships 2023 - Rnd 2 @ Pembrey

ACU Team Green Junior Cup & Senior Ninja Series

RACE 15 - LAP CHART

LAP 1 @ 16:04:48.487

NO	BEHIND	LAP TIME
35		1:11.538
31	1.130	1:12.668
1	1.255	1:12.793
191	1.281	1:12.819
34	1.887	1:13.425
77	2.921	1:14.459
27	4.010	1:15.548
18	4.472	1:16.010
65	4.529	1:16.067
99	4.672	1:16.210
277	5.053	1:16.591
45	5.461	1:16.999
10	8.244	1:19.782
400	8.460	1:19.998
49	10.247	1:21.785
0	10.992	1:22.530
73	12.995	1:24.533
33	14.381	1:25.919
4	15.096	1:26.634
12	15.448	1:26.986
16	18.030	1:29.568

LAP 2 @ 16:05:55.779

NO	BEHIND	LAP TIME
35		1:07.292
191	0.340	1:06.351
31	0.833	1:06.995
1	1.445	1:07.482
34	2.784	1:08.189
77	5.074	1:09.445
27	6.770	1:10.052
65	6.897	1:09.660
18	7.086	1:09.906
45	7.663	1:09.494
277	7.894	1:10.133
99	8.083	1:10.703
10	13.021	1:12.069
400	14.986	1:13.818
0	17.934	1:14.234
49	18.223	1:15.268
73	21.707	1:16.004
33	22.689	1:15.600
4	24.417	1:16.613
12	24.564	1:16.408
16	32.360	1:21.622

LAP 3 @ 16:07:03.251

NO	BEHIND	LAP TIME
191		1:07.132
35	0.127	1:07.599
31	0.361	1:07.000
1	0.996	1:07.023
34	3.803	1:08.491
77	7.002	1:09.400
65	8.918	1:09.493
27	9.417	1:10.119
18	9.747	1:10.133
277	10.034	1:09.612
45	10.241	1:10.050
99	10.596	1:09.985
10	18.150	1:12.601
400	22.291	1:14.777

0	23.473	1:13.011
49	24.028	1:13.277
73	30.100	1:15.865
33	30.419	1:15.202
12	34.168	1:17.076
4	35.164	1:18.219
16	46.660	1:21.772

LAP 4 @ 16:08:09.853

NO	BEHIND	LAP TIME
191		1:06.602
35	0.182	1:06.657
31	0.816	1:07.057
1	1.358	1:06.964
34	5.849	1:08.648
77	9.932	1:09.532
65	11.327	1:09.011
27	13.241	1:10.426
45	13.299	1:09.660
18	13.435	1:10.290
277	13.560	1:10.128
99	13.757	1:09.763
10	24.289	1:12.741
0	30.828	1:13.957
400	31.053	1:15.364
49	31.432	1:14.006
33	40.220	1:16.403
73	43.319	1:19.821
12	43.521	1:15.955
4	46.107	1:17.545
16	1:03.276	1:23.218

LAP 5 @ 16:09:16.301

NO	BEHIND	LAP TIME
35		1:06.266
191	0.229	1:06.677
31	2.017	1:07.649
1	2.175	1:07.265
34	8.070	1:08.669
77	12.769	1:09.285
65	13.936	1:09.057
18	16.051	1:09.064
277	16.314	1:09.202
45	16.568	1:09.717
99	17.155	1:09.846
27	17.744	1:10.951
10	30.340	1:12.499
49	37.385	1:12.401
0	37.657	1:13.277
400	39.139	1:14.534
33	50.117	1:16.345
12	51.207	1:14.134
73	52.563	1:15.692
4	55.943	1:16.284

LAP 6 @ 16:10:23.296

NO	BEHIND	LAP TIME
35		1:06.995
191	0.301	1:07.067
1	2.670	1:07.490
31	3.366	1:08.344
34	10.131	1:09.056
16	1 Lap	1:21.597
77	15.551	1:09.777

65	16.204	1:09.263
18	19.295	1:10.239
277	19.436	1:10.117
45	19.602	1:10.029
99	19.806	1:09.646
27	20.780	1:10.031
10	36.309	1:12.964
49	42.567	1:12.177
0	42.837	1:12.175
400	46.128	1:13.984
33	57.815	1:14.693
12	58.236	1:14.024
73	59.919	1:14.351
4	1:05.405	1:16.457

LAP 7 @ 16:11:29.483

NO	BEHIND	LAP TIME
35		1:06.187
191	0.048	1:05.934
1	3.511	1:07.028
31	4.932	1:07.753
34	12.914	1:08.970
77	18.846	1:09.482
65	18.936	1:08.919
45	22.237	1:08.822
18	22.539	1:09.431
277	23.134	1:09.885
99	24.311	1:10.692
27	24.474	1:09.881
16	1 Lap	1:22.015
10	42.755	1:12.633
49	48.370	1:11.990
0	48.543	1:11.893
400	53.903	1:13.962
33	1:06.621	1:14.993
12	1:06.684	1:14.635

LAP 8 @ 16:12:36.685

NO	BEHIND	LAP TIME
35		1:07.202
191	0.055	1:07.209
73	1 Lap	1:13.580
1	3.811	1:07.502
31	6.402	1:08.672
4	1 Lap	1:16.598
34	14.010	1:08.298
77	21.448	1:09.804
65	22.084	1:10.350
18	23.778	1:08.441
45	23.830	1:08.795
277	24.097	1:08.165
99	26.905	1:09.796
27	27.404	1:10.132
16	1 Lap	1:26.804
10	48.193	1:12.640
0	52.842	1:11.501
49	53.173	1:12.005
400	1:00.688	1:13.987
33	1:15.505	1:16.086
12	1:20.468	1:20.986

BMCRC - MRO Championships 2023 - Rnd 2 @ Pembrey

ACU Team Green Junior Cup & Senior Ninja Series

RACE 15 - POSITION CHART

No	Name	Lap Pos								
			1	2	3	4	5	6	7	8
35	WESTON	1	35	35	191	191	35	35	35	35
31	PARK	2	31	191	35	35	191	191	191	191
191	DANCE	3	1	31	31	31	31	1	1	1
1	ATKINSON	4	191	1	1	1	1	31	31	31
18	HIGGINS	5	34	34	34	34	34	34	34	34
34	ARBON	6	77	77	77	77	77	77	77	77
277	HAYWARD	7	27	27	65	65	65	65	65	65
45	MACKENZIE	8	18	65	27	27	18	18	45	18
77	WHITE	9	65	18	18	45	277	277	18	45
27	BROWN	10	99	45	277	18	45	45	277	277
65	BREESE	11	277	277	45	277	99	99	99	99
99	WOLFF	12	45	99	99	99	27	27	27	27
10	BRUNSDON	13	10	10	10	10	10	10	10	10
49	CROFT	14	400	400	400	0	49	49	49	0
400	THURTLIE	15	49	0	0	400	0	0	0	49
73	HANNAFORD	16	0	49	49	49	400	400	400	400
33	KLINGE	17	73	73	73	33	33	33	33	33
12	RAMSEY	18	33	33	33	73	12	12	12	12
4	FRANKLIN	19	4	4	12	12	73	73	73	
0	NEWTON	20	12	12	4	4	4	4	4	
16	LAYTON	21	16	16	16	16	16	16	16	

BMCRC - MRO Championships 2023 - Rnd 2 @ Pembrey

ACU Team Green Junior Cup & Senior Ninja Series

RACE 15 - SECTOR ANALYSIS



SECTOR 1 = FL to I1, SECTOR 2 = I1 to FL, DIFF = Difference To Personal Best Lap, P = Crossed Finish Line in Pit Lane, D = Time Disallowed

P1 35 J Zack WESTON		Kawasaki NINJA 400 - NW Racing				
IDEAL LAP TIME : 1:06.032		BEST LAP TIME : 1:06.187		DIFFERENCE : 0.155		
LAP	SECTOR 1	SECTOR 2	LAP TIME	MPH	DIFF	TIME OF DAY
1 -		30.421	1:11.538	73.26	5.351	16:04:48.487
2 -	36.855	30.437	1:07.292	77.89	1.105	16:05:55.779
3 -	37.359	30.240	1:07.599	77.53	1.412	16:07:03.378
4 -	36.734	29.923	1:06.657 (3)	78.63	0.470	16:08:10.035
5 -	36.109	30.157	1:06.266 (2)	79.09	0.079	16:09:16.301
6 -	36.774	30.221	1:06.995	78.23	0.808	16:10:23.296
7 -	36.164	30.023	1:06.187 (1)	79.19		16:11:29.483
8 -	37.141	30.061	1:07.202	77.99	1.015	16:12:36.685

P2 191 J Craig DANCE		Kawasaki NINJA 400 - 2 brothers scaffolding				
IDEAL LAP TIME : 1:05.790		BEST LAP TIME : 1:05.934		DIFFERENCE : 0.144		
LAP	SECTOR 1	SECTOR 2	LAP TIME	MPH	DIFF	TIME OF DAY
1 -		31.407	1:12.819	71.98	6.885	16:04:49.768
2 -	36.288	30.063	1:06.351 (2)	78.99	0.417	16:05:56.119
3 -	36.701	30.431	1:07.132	78.07	1.198	16:07:03.251
4 -	36.600	30.002	1:06.602 (3)	78.70	0.668	16:08:09.853
5 -	36.578	30.099	1:06.677	78.61	0.743	16:09:16.530
6 -	36.780	30.287	1:07.067	78.15	1.133	16:10:23.597
7 -	36.111	29.823	1:05.934 (1)	79.49		16:11:29.531
8 -	37.530	29.679	1:07.209	77.98	1.275	16:12:36.740

P3 1 S Phil ATKINSON		Kawasaki NINJA 400 - ROSE MOT/Q Oil Treatments				
IDEAL LAP TIME : 1:06.917		BEST LAP TIME : 1:06.964		DIFFERENCE : 0.047		
LAP	SECTOR 1	SECTOR 2	LAP TIME	MPH	DIFF	TIME OF DAY
1 -		30.807	1:12.793	72.00	5.829	16:04:49.742
2 -	37.056	30.426	1:07.482	77.67	0.518	16:05:57.224
3 -	36.690	30.333	1:07.023 (2)	78.20	0.059	16:07:04.247
4 -	36.584	30.380	1:06.964 (1)	78.27		16:08:11.211
5 -	36.698	30.567	1:07.265	77.92	0.301	16:09:18.476
6 -	36.940	30.550	1:07.490	77.66	0.526	16:10:25.966
7 -	36.613	30.415	1:07.028 (3)	78.20	0.064	16:11:32.994
8 -	36.980	30.522	1:07.502	77.65	0.538	16:12:40.496

P4 31 J Robbie PARK		Kawasaki NINJA - The Biltong Banter Box				
IDEAL LAP TIME : 1:06.899		BEST LAP TIME : 1:06.995		DIFFERENCE : 0.096		
LAP	SECTOR 1	SECTOR 2	LAP TIME	MPH	DIFF	TIME OF DAY
1 -		31.046	1:12.668	72.13	5.673	16:04:49.617
2 -	36.715	30.280	1:06.995 (1)	78.23		16:05:56.612
3 -	36.779	30.221	1:07.000 (2)	78.23	0.005	16:07:03.612
4 -	36.678	30.379	1:07.057 (3)	78.16	0.062	16:08:10.669
5 -	36.960	30.689	1:07.649	77.48	0.654	16:09:18.318
6 -	37.745	30.599	1:08.344	76.69	1.349	16:10:26.662
7 -	37.115	30.638	1:07.753	77.36	0.758	16:11:34.415
8 -	37.124	31.548	1:08.672	76.32	1.677	16:12:43.087

P5 34 S Oliver ARBON		Kawasaki NINJA 400 - tt plumbing and heating				
IDEAL LAP TIME : 1:08.027		BEST LAP TIME : 1:08.189		DIFFERENCE : 0.162		
LAP	SECTOR 1	SECTOR 2	LAP TIME	MPH	DIFF	TIME OF DAY
1 -		30.169	1:13.425	71.38	5.236	16:04:50.374
2 -	37.897	30.292	1:08.189 (1)	76.86		16:05:58.563
3 -	37.858	30.633	1:08.491 (3)	76.52	0.302	16:07:07.054
4 -	38.182	30.466	1:08.648	76.35	0.459	16:08:15.702
5 -	38.053	30.616	1:08.669	76.33	0.480	16:09:24.371
6 -	38.404	30.652	1:09.056	75.90	0.867	16:10:33.427
7 -	38.231	30.739	1:08.970	75.99	0.781	16:11:42.397
8 -	37.953	30.345	1:08.298 (2)	76.74	0.109	16:12:50.695

BMCRC - MRO Championships 2023 - Rnd 2 @ Pembrey

ACU Team Green Junior Cup & Senior Ninja Series

RACE 15 - SECTOR ANALYSIS



SECTOR 1 = FL to I1, SECTOR 2 = I1 to FL, DIFF = Difference To Personal Best Lap, P = Crossed Finish Line in Pit Lane, D = Time Disallowed

P6		77 S		Joe WHITE		Kawasaki NINJA 400 - Just In Graphics /MZ CONTRACTS/ Silver	
IDEAL LAP TIME : 1:09.149		BEST LAP TIME : 1:09.285		DIFFERENCE : 0.136			
LAP	SECTOR 1	SECTOR 2	LAP TIME	MPH	DIFF	TIME OF DAY	
1 -		30.897	1:14.459	70.39	5.174	16:04:51.408	
2 -	38.303	31.142	1:09.445 (3)	75.47	0.160	16:06:00.853	
3 -	38.408	30.992	1:09.400 (2)	75.52	0.115	16:07:10.253	
4 -	38.493	31.039	1:09.532	75.38	0.247	16:08:19.785	
5 -	38.323	30.962	1:09.285 (1)	75.65		16:09:29.070	
6 -	38.913	30.864	1:09.777	75.11	0.492	16:10:38.847	
7 -	38.341	31.141	1:09.482	75.43	0.197	16:11:48.329	
8 -	38.958	30.846	1:09.804	75.09	0.519	16:12:58.133	

P7		65 S		Konrad BREESE		Kawasaki NINJA 300 - STIHL Racing	
IDEAL LAP TIME : 1:08.653		BEST LAP TIME : 1:08.919		DIFFERENCE : 0.266			
LAP	SECTOR 1	SECTOR 2	LAP TIME	MPH	DIFF	TIME OF DAY	
1 -		31.472	1:16.067	68.90	7.148	16:04:53.016	
2 -	38.329	31.331	1:09.660	75.24	0.741	16:06:02.676	
3 -	38.268	31.225	1:09.493	75.42	0.574	16:07:12.169	
4 -	37.907	31.104	1:09.011 (2)	75.95	0.092	16:08:21.180	
5 -	38.071	30.986	1:09.057 (3)	75.90	0.138	16:09:30.237	
6 -	38.294	30.969	1:09.263	75.67	0.344	16:10:39.500	
7 -	38.173	30.746	1:08.919 (1)	76.05		16:11:48.419	
8 -	39.012	31.338	1:10.350	74.50	1.431	16:12:58.769	

P8		18 J		George HIGGINS		Kawasaki NINJA 400 - Aztec Racing	
IDEAL LAP TIME : 1:08.441		BEST LAP TIME : 1:08.441		DIFFERENCE : 0.000			
LAP	SECTOR 1	SECTOR 2	LAP TIME	MPH	DIFF	TIME OF DAY	
1 -		31.670	1:16.010	68.95	7.569	16:04:52.959	
2 -	38.526	31.380	1:09.906	74.98	1.465	16:06:02.865	
3 -	38.699	31.434	1:10.133	74.73	1.692	16:07:12.998	
4 -	38.217	32.073	1:10.290	74.57	1.849	16:08:23.288	
5 -	37.767	31.297	1:09.064 (2)	75.89	0.623	16:09:32.352	
6 -	39.061	31.178	1:10.239	74.62	1.798	16:10:42.591	
7 -	38.235	31.196	1:09.431 (3)	75.49	0.990	16:11:52.022	
8 -	37.600	30.841	1:08.441 (1)	76.58		16:13:00.463	

P9		45 J		Marley MACKENZIE		Kawasaki NINJA - Kirkcaldy Kawasaki, ELPM	
IDEAL LAP TIME : 1:08.615		BEST LAP TIME : 1:08.795		DIFFERENCE : 0.180			
LAP	SECTOR 1	SECTOR 2	LAP TIME	MPH	DIFF	TIME OF DAY	
1 -		31.622	1:16.999	68.07	8.204	16:04:53.948	
2 -	38.261	31.233	1:09.494 (3)	75.42	0.699	16:06:03.442	
3 -	38.670	31.380	1:10.050	74.82	1.255	16:07:13.492	
4 -	37.835	31.825	1:09.660	75.24	0.865	16:08:23.152	
5 -	38.716	31.001	1:09.717	75.18	0.922	16:09:32.869	
6 -	38.675	31.354	1:10.029	74.84	1.234	16:10:42.898	
7 -	37.614	31.208	1:08.822 (2)	76.16	0.027	16:11:51.720	
8 -	37.731	31.064	1:08.795 (1)	76.19		16:13:00.515	

P10		277 S		Richard HAYWARD		Kawasaki EX300 - GForce/Hayward R Ltd/SnapOn	
IDEAL LAP TIME : 1:08.165		BEST LAP TIME : 1:08.165		DIFFERENCE : 0.000			
LAP	SECTOR 1	SECTOR 2	LAP TIME	MPH	DIFF	TIME OF DAY	
1 -		31.432	1:16.591	68.43	8.426	16:04:53.540	
2 -	38.189	31.944	1:10.133	74.73	1.968	16:06:03.673	
3 -	38.085	31.527	1:09.612 (3)	75.29	1.447	16:07:13.285	
4 -	38.321	31.807	1:10.128	74.74	1.963	16:08:23.413	
5 -	37.912	31.290	1:09.202 (2)	75.74	1.037	16:09:32.615	
6 -	38.522	31.595	1:10.117	74.75	1.952	16:10:42.732	
7 -	38.352	31.533	1:09.885	75.00	1.720	16:11:52.617	
8 -	37.179	30.986	1:08.165 (1)	76.89		16:13:00.782	

BMCRC - MRO Championships 2023 - Rnd 2 @ Pembrey

ACU Team Green Junior Cup & Senior Ninja Series

RACE 15 - SECTOR ANALYSIS



SECTOR 1 = FL to I1, SECTOR 2 = I1 to FL, DIFF = Difference To Personal Best Lap, P = Crossed Finish Line in Pit Lane, D = Time Disallowed

P11 99 S		Jack WOLFF		Kawasaki NINJA 300 - Nym Technologies Racing			
IDEAL LAP TIME : 1:09.335		BEST LAP TIME : 1:09.646		DIFFERENCE : 0.311			
LAP	SECTOR 1	SECTOR 2	LAP TIME	MPH	DIFF	TIME OF DAY	
1 -		31.422	1:16.210	68.77	6.564	16:04:53.159	
2 -	38.819	31.884	1:10.703	74.13	1.057	16:06:03.862	
3 -	38.617	31.368	1:09.985	74.89	0.339	16:07:13.847	
4 -	38.098	31.665	1:09.763 (2)	75.13	0.117	16:08:23.610	
5 -	38.609	31.237	1:09.846	75.04	0.200	16:09:33.456	
6 -	38.400	31.246	1:09.646 (1)	75.26		16:10:43.102	
7 -	38.414	32.278	1:10.692	74.14	1.046	16:11:53.794	
8 -	38.410	31.386	1:09.796 (3)	75.09	0.150	16:13:03.590	

P12 27 S		Ben BROWN		Kawasaki NINJA - Hunts Motorcycles			
IDEAL LAP TIME : 1:09.628		BEST LAP TIME : 1:09.881		DIFFERENCE : 0.253			
LAP	SECTOR 1	SECTOR 2	LAP TIME	MPH	DIFF	TIME OF DAY	
1 -		31.467	1:15.548	69.38	5.667	16:04:52.497	
2 -	38.389	31.663	1:10.052 (3)	74.82	0.171	16:06:02.549	
3 -	38.880	31.239	1:10.119	74.75	0.238	16:07:12.668	
4 -	38.417	32.009	1:10.426	74.42	0.545	16:08:23.094	
5 -	39.647	31.304	1:10.951	73.87	1.070	16:09:34.045	
6 -	38.526	31.505	1:10.031 (2)	74.84	0.150	16:10:44.076	
7 -	38.561	31.320	1:09.881 (1)	75.00		16:11:53.957	
8 -	38.760	31.372	1:10.132	74.73	0.251	16:13:04.089	

P13 10 S		Mike BRUNSDON		Kawasaki NINJA 400 - Quad Bikes Wales			
IDEAL LAP TIME : 1:12.067		BEST LAP TIME : 1:12.069		DIFFERENCE : 0.002			
LAP	SECTOR 1	SECTOR 2	LAP TIME	MPH	DIFF	TIME OF DAY	
1 -		32.955	1:19.782	65.69	7.713	16:04:56.731	
2 -	39.422	32.647	1:12.069 (1)	72.73		16:06:08.800	
3 -	39.615	32.986	1:12.601 (3)	72.19	0.532	16:07:21.401	
4 -	39.723	33.018	1:12.741	72.05	0.672	16:08:34.142	
5 -	39.549	32.950	1:12.499 (2)	72.29	0.430	16:09:46.641	
6 -	39.637	33.327	1:12.964	71.83	0.895	16:10:59.605	
7 -	39.776	32.857	1:12.633	72.16	0.564	16:12:12.238	
8 -	39.420	33.220	1:12.640	72.15	0.571	16:13:24.878	

P14 0 J		Jack NEWTON		Kawasaki NINJA 400 -			
IDEAL LAP TIME : 1:11.501		BEST LAP TIME : 1:11.501		DIFFERENCE : 0.000			
LAP	SECTOR 1	SECTOR 2	LAP TIME	MPH	DIFF	TIME OF DAY	
1 -		33.139	1:22.530	63.51	11.029	16:04:59.479	
2 -	41.374	32.860	1:14.234	70.60	2.733	16:06:13.713	
3 -	40.806	32.205	1:13.011	71.79	1.510	16:07:26.724	
4 -	40.639	33.318	1:13.957	70.87	2.456	16:08:40.681	
5 -	40.952	32.325	1:13.277	71.53	1.776	16:09:53.958	
6 -	40.089	32.086	1:12.175 (3)	72.62	0.674	16:11:06.133	
7 -	39.716	32.177	1:11.893 (2)	72.90	0.392	16:12:18.026	
8 -	39.538	31.963	1:11.501 (1)	73.30		16:13:29.527	

P15 49 J		Ralph CROFT		Kawasaki NINJA 300 -			
IDEAL LAP TIME : 1:11.702		BEST LAP TIME : 1:11.990		DIFFERENCE : 0.288			
LAP	SECTOR 1	SECTOR 2	LAP TIME	MPH	DIFF	TIME OF DAY	
1 -		33.454	1:21.785	64.08	9.795	16:04:58.734	
2 -	42.303	32.965	1:15.268	69.63	3.278	16:06:14.002	
3 -	40.661	32.616	1:13.277	71.53	1.287	16:07:27.279	
4 -	40.197	33.809	1:14.006	70.82	2.016	16:08:41.285	
5 -	40.039	32.362	1:12.401	72.39	0.411	16:09:53.686	
6 -	39.785	32.392	1:12.177 (3)	72.62	0.187	16:11:05.863	
7 -	39.340	32.650	1:11.990 (1)	72.81		16:12:17.853	
8 -	39.539	32.466	1:12.005 (2)	72.79	0.015	16:13:29.858	

BMCRC - MRO Championships 2023 - Rnd 2 @ Pembrey

ACU Team Green Junior Cup & Senior Ninja Series

RACE 15 - SECTOR ANALYSIS



SECTOR 1 = FL to I1, SECTOR 2 = I1 to FL, DIFF = Difference To Personal Best Lap, P = Crossed Finish Line in Pit Lane, D = Time Disallowed

P16 400 S		Stuart THURTLÉ		Kawasaki NINJA 400 - TeamTortoise Racing			
IDEAL LAP TIME : 1:13.471		BEST LAP TIME : 1:13.818		DIFFERENCE : 0.347			
LAP	SECTOR 1	SECTOR 2	LAP TIME	MPH	DIFF	TIME OF DAY	
1 -		32.846	1:19.998	65.52	6.180	16:04:56.947	
2 -	40.815	33.003	1:13.818 (1)	71.00		16:06:10.765	
3 -	41.379	33.398	1:14.777	70.09	0.959	16:07:25.542	
4 -	41.361	34.003	1:15.364	69.55	1.546	16:08:40.906	
5 -	41.356	33.178	1:14.534	70.32	0.716	16:09:55.440	
6 -	41.139	32.845	1:13.984 (3)	70.84	0.166	16:11:09.424	
7 -	41.306	32.656	1:13.962 (2)	70.86	0.144	16:12:23.386	
8 -	40.941	33.046	1:13.987	70.84	0.169	16:13:37.373	

P17 33 J		Patrick KLINGE		Kawasaki NINJA 300 - Klingklong Racing			
IDEAL LAP TIME : 1:14.596		BEST LAP TIME : 1:14.693		DIFFERENCE : 0.097			
LAP	SECTOR 1	SECTOR 2	LAP TIME	MPH	DIFF	TIME OF DAY	
1 -		33.987	1:25.919	61.00	11.226	16:05:02.868	
2 -	41.989	33.611	1:15.600	69.33	0.907	16:06:18.468	
3 -	41.911	33.291	1:15.202 (3)	69.70	0.509	16:07:33.670	
4 -	42.789	33.614	1:16.403	68.60	1.710	16:08:50.073	
5 -	42.676	33.669	1:16.345	68.65	1.652	16:10:06.418	
6 -	41.333	33.360	1:14.693 (1)	70.17		16:11:21.111	
7 -	41.730	33.263	1:14.993 (2)	69.89	0.300	16:12:36.104	
8 -	42.474	33.612	1:16.086	68.89	1.393	16:13:52.190	

P18 12 J		Kees RAMSEY		Kawasaki NINJA 400 -			
IDEAL LAP TIME : 1:13.854		BEST LAP TIME : 1:14.024		DIFFERENCE : 0.170			
LAP	SECTOR 1	SECTOR 2	LAP TIME	MPH	DIFF	TIME OF DAY	
1 -		34.382	1:26.986	60.25	12.962	16:05:03.935	
2 -	42.977	33.431	1:16.408	68.60	2.384	16:06:20.343	
3 -	43.365	33.711	1:17.076	68.00	3.052	16:07:37.419	
4 -	42.406	33.549	1:15.955	69.00	1.931	16:08:53.374	
5 -	41.018	33.116	1:14.134 (2)	70.70	0.110	16:10:07.508	
6 -	40.748	33.276	1:14.024 (1)	70.80		16:11:21.532	
7 -	41.529	33.106	1:14.635 (3)	70.22	0.611	16:12:36.167	
8 -	46.716	34.270	1:20.986	64.72	6.962	16:13:57.153	

P19 73 S		Jemma HANNAFORD		Kawasaki NINJA 300 -			
IDEAL LAP TIME : 1:13.580		BEST LAP TIME : 1:13.580		DIFFERENCE : 0.000			
LAP	SECTOR 1	SECTOR 2	LAP TIME	MPH	DIFF	TIME OF DAY	
1 -		33.418	1:24.533	62.00	10.953	16:05:01.482	
2 -	42.431	33.573	1:16.004	68.96	2.424	16:06:17.486	
3 -	42.159	33.706	1:15.865	69.09	2.285	16:07:33.351	
4 -	46.035	33.786	1:19.821	65.66	6.241	16:08:53.172	
5 -	42.346	33.346	1:15.692 (3)	69.24	2.112	16:10:08.864	
6 -	41.476	32.875	1:14.351 (2)	70.49	0.771	16:11:23.215	
7 -	40.731	32.849	1:13.580 (1)	71.23		16:12:36.795	

P20 4 S		Nigel FRANKLIN		Kawasaki NINJA - Jane Franklin			
IDEAL LAP TIME : 1:15.672		BEST LAP TIME : 1:16.284		DIFFERENCE : 0.612			
LAP	SECTOR 1	SECTOR 2	LAP TIME	MPH	DIFF	TIME OF DAY	
1 -		34.943	1:26.634	60.50	10.350	16:05:03.583	
2 -	42.888	33.725	1:16.613	68.41	0.329	16:06:20.196	
3 -	43.669	34.550	1:18.219	67.01	1.935	16:07:38.415	
4 -	43.477	34.068	1:17.545	67.59	1.261	16:08:55.960	
5 -	42.720	33.564	1:16.284 (1)	68.71		16:10:12.244	
6 -	42.892	33.565	1:16.457 (2)	68.55	0.173	16:11:28.701	
7 -	43.646	32.952	1:16.598 (3)	68.42	0.314	16:12:45.299	

BMCRC - MRO Championships 2023 - Rnd 2 @ Pembrey

ACU Team Green Junior Cup & Senior Ninja Series

RACE 15 - SECTOR ANALYSIS



SECTOR 1 = FL to I1, SECTOR 2 = I1 to FL, DIFF = Difference To Personal Best Lap, P = Crossed Finish Line in Pit Lane, D = Time Disallowed

P21 16 J		Aleisha LAYTON		Kawasaki NINJA 300 -			
IDEAL LAP TIME : 1:21.052		BEST LAP TIME : 1:21.597		DIFFERENCE : 0.545			
LAP	SECTOR 1	SECTOR 2	LAP TIME	MPH	DIFF	TIME OF DAY	
1 -		35.915	1:29.568	58.52	7.971	16:05:06.517	
2 -	45.137	36.485	1:21.622 (2)	64.21	0.025	16:06:28.139	
3 -	45.397	36.375	1:21.772 (3)	64.10	0.175	16:07:49.911	
4 -	46.665	36.553	1:23.218	62.98	1.621	16:09:13.129	
5 -	45.467	36.130	1:21.597 (1)	64.23		16:10:34.726	
6 -	45.722	36.293	1:22.015	63.91	0.418	16:11:56.741	
7 -	49.540	37.264	1:26.804	60.38	5.207	16:13:23.545	

BMCRC - MRO Championships 2023 - Rnd 2 @ Pembrey

ACU Team Green Junior Cup & Senior Ninja Series

RACE 15 - BEST SECTORS

SECTOR 1			SECTOR 2			IDEAL / BEST COMPARISON						
POS	NO	NAME	TIME	NO	NAME	TIME	POS	NO	NAME	IDEAL	BEST	DIFF
									PERFECT LAP	1:05.788		
1	35	WESTON	36.109	191	DANCE	29.679	1	191	DANCE	1:05.790	1:05.934	0.144
2	191	DANCE	36.111	35	WESTON	29.923	2	35	WESTON	1:06.032	1:06.187	0.155
3	1	ATKINSON	36.584	34	ARBON	30.169	3	31	PARK	1:06.899	1:06.995	0.096
4	31	PARK	36.678	31	PARK	30.221	4	1	ATKINSON	1:06.917	1:06.964	0.047
5	277	HAYWARD	37.179	1	ATKINSON	30.333	5	34	ARBON	1:08.027	1:08.189	0.162
6	18	HIGGINS	37.600	65	BREESE	30.746	6	277	HAYWARD	1:08.165	1:08.165	0.000
7	45	MACKENZIE	37.614	18	HIGGINS	30.841	7	18	HIGGINS	1:08.441	1:08.441	0.000
8	34	ARBON	37.858	77	WHITE	30.846	8	45	MACKENZIE	1:08.615	1:08.795	0.180
9	65	BREESE	37.907	277	HAYWARD	30.986	9	65	BREESE	1:08.653	1:08.919	0.266
10	99	WOLFF	38.098	45	MACKENZIE	31.001	10	77	WHITE	1:09.149	1:09.285	0.136
11	77	WHITE	38.303	99	WOLFF	31.237	11	99	WOLFF	1:09.335	1:09.646	0.311
12	27	BROWN	38.389	27	BROWN	31.239	12	27	BROWN	1:09.628	1:09.881	0.253
13	49	CROFT	39.340	0	NEWTON	31.963	13	0	NEWTON	1:11.501	1:11.501	0.000
14	10	BRUNSDON	39.420	49	CROFT	32.362	14	49	CROFT	1:11.702	1:11.990	0.288
15	0	NEWTON	39.538	10	BRUNSDON	32.647	15	10	BRUNSDON	1:12.067	1:12.069	0.002
16	73	HANNAFORD	40.731	400	THURTLE	32.656	16	400	THURTLE	1:13.471	1:13.818	0.347
17	12	RAMSEY	40.748	73	HANNAFORD	32.849	17	73	HANNAFORD	1:13.580	1:13.580	0.000
18	400	THURTLE	40.815	4	FRANKLIN	32.952	18	12	RAMSEY	1:13.854	1:14.024	0.170
19	33	KLINGE	41.333	12	RAMSEY	33.106	19	33	KLINGE	1:14.596	1:14.693	0.097
20	4	FRANKLIN	42.720	33	KLINGE	33.263	20	4	FRANKLIN	1:15.672	1:16.284	0.612
21	16	LAYTON	45.137	16	LAYTON	35.915	21	16	LAYTON	1:21.052	1:21.597	0.545

BMCRC - MRO Championships 2023 - Rnd 2 @ Pembrey

ACU Team Green Junior Cup & Senior Ninja Series

RACE 15 - STATISTICS

Competitors Started 21
Planned Start 2023-04-08 @ 16:32:00.000
Actual Start 2023-04-08 @ 16:03:36.948
Finish Time 2023-04-08 @ 16:12:36.684
Track Length 1.4560mi.
Total Laps 165
Total Distance Covered 240.2400mi.

Session Fastest Lap History

NO	CL	NAME	LAP TIME	TIME OF DAY	LAP	VEHICLE
35	J	Zack WESTON	1:07.292	16:05:55.799	2	Kawasaki NINJA 400
191	J	Craig DANCE	1:06.351	16:05:56.136	2	Kawasaki NINJA 400
35	J	Zack WESTON	1:06.266	16:09:16.320	5	Kawasaki NINJA 400
35	J	Zack WESTON	1:06.187	16:11:29.502	7	Kawasaki NINJA 400
191	J	Craig DANCE	1:05.934	16:11:29.531	7	Kawasaki NINJA 400

Session Leader History

NO	CL	NAME	FROM LAP	LAPS LED	DISTANCE	VEHICLE
35	J	Zack WESTON	1	2	2.91 miles	Kawasaki NINJA 400
191	J	Craig DANCE	3	2	2.91 miles	Kawasaki NINJA 400
35	J	Zack WESTON	5	4	5.82 miles	Kawasaki NINJA 400

Flag History

TYPE	TIME OF DAY
GREEN	16:03:36.948
FINISH	16:12:36.684

Flag Statistics

TYPE	COUNT	TOTAL LAPS	TOTAL TIME
Green	1	8	10:34.446
Red	0	0	0.000
Safety Car	0	0	0.000
FCY	0	0	0.000

BMCRC - MRO Championships 2023 - Rnd 2 @ Pembrey

ACU Team Green Junior Cup & Senior Ninja Series

RACE 15 - STATISTICS

CLASS : S

11 Starters

Fastest Lap History

NO	NAME	LAP TIME	TIME OF DAY	LAP	VEHICLE
1	Phil ATKINSON	1:07.482	16:05:57.237	2	Kawasaki NINJA 400
1	Phil ATKINSON	1:07.023	16:07:04.260	3	Kawasaki NINJA 400
1	Phil ATKINSON	1:06.964	16:08:11.224	4	Kawasaki NINJA 400

Leader History

NO	NAME	FROM LAP	LAPS LED	DISTANCE	VEHICLE
1	Phil ATKINSON	1	8	11.64 miles	Kawasaki NINJA 400

BMCRC - MRO Championships 2023 - Rnd 2 @ Pembrey

ACU Team Green Junior Cup & Senior Ninja Series

RACE 15 - STATISTICS

CLASS : J

10 Starters

Fastest Lap History

NO	NAME	LAP TIME	TIME OF DAY	LAP	VEHICLE
35	Zack WESTON	1:07.292	16:05:55.799	2	Kawasaki NINJA 400
191	Craig DANCE	1:06.351	16:05:56.136	2	Kawasaki NINJA 400
35	Zack WESTON	1:06.266	16:09:16.320	5	Kawasaki NINJA 400
35	Zack WESTON	1:06.187	16:11:29.502	7	Kawasaki NINJA 400
191	Craig DANCE	1:05.934	16:11:29.531	7	Kawasaki NINJA 400

Leader History

NO	NAME	FROM LAP	LAPS LED	DISTANCE	VEHICLE
35	Zack WESTON	1	2	2.91 miles	Kawasaki NINJA 400
191	Craig DANCE	3	2	2.91 miles	Kawasaki NINJA 400
35	Zack WESTON	5	4	5.82 miles	Kawasaki NINJA 400

BMCRC - MRO Championships 2023 - Rnd 2 @ Pembrey

ACU Team Green Junior Cup & Senior Ninja Series

RACE 4 - GRID (10 Laps)



Kawasaki

ROW 7	21	16	Aleisha LAYTON	1:21.597	20	4	Nigel FRANKLIN	1:16.284	19	33	Patrick KLINGE	1:14.693
ROW 6	18	12	Kees RAMSEY	1:14.024	17	400	Stuart THURTLÉ	1:13.818	16	73	Jemma HANNAFORD	1:13.580
ROW 5	15	10	Mike BRUNSDON	1:12.069	14	49	Ralph CROFT	1:11.990	13	0	Jack NEWTON	1:11.501
ROW 4	12	27	Ben BROWN	1:09.881	11	99	Jack WOLFF	1:09.646	10	77	Joe WHITE	1:09.285
ROW 3	9	65	Konrad BREESE	1:08.919	8	45	Marley MACKENZIE	1:08.795	7	18	George HIGGINS	1:08.441
ROW 2	6	34	Oliver ARBON	1:08.189	5	277	Richard HAYWARD	1:08.165	4	31	Robbie PARK	1:06.995
ROW 1	3	1	Phil ATKINSON	1:06.964	2	35	Zack WESTON	1:06.187	1	191	Craig DANCE	1:05.934
Pole												

Pembrey National: 1.4560 miles

These results are provisional until the conclusion of any judicial and technical matters.

Clerk Of Course :	Stewards :	Timekeeper : Sarah Evans
-------------------	------------	--------------------------

Results can be found at www.tsl-timing.com

Printed - 16:18 Saturday, 08 April 2023



BMCRC - MRO Championships 2023 - Rnd 2 @ Pembrey



ACU Team Green Junior Cup & Senior Ninja Series

RACE 4 - CLASSIFICATION

Kawasaki

POS	NO	CL	PIC NAME	ENTRY	LAPS	TIME	GAP	DIFF	MPH	BEST	ON
1	191	J	1 Craig DANCE	Kawasaki NINJA 400 - 2 brothers scaffolding	10	11:14.684			77.68	1:05.909	7
2	1	S	1 Phil ATKINSON	Kawasaki NINJA 400 - ROSE MOT/Q Oil Treatment	10	11:15.337	0.653	0.653	77.61	1:06.286	6
3	31	J	2 Robbie PARK	Kawasaki NINJA - The Biltong Banter Box	10	11:27.386	12.702	12.049	76.25	1:07.711	7
4	45	J	3 Marley MACKENZIE	Kawasaki NINJA - Kirkcaldy Kawasaki, ELPM	10	11:42.307	27.623	14.921	74.63	1:09.017	9
5	34	S	2 Oliver ARBON	Kawasaki NINJA 400 - tt plumbing and heating	10	11:42.558	27.874	0.251	74.60	1:08.874	6
6	65	S	3 Konrad BREESE	Kawasaki NINJA 300 - STIHL Racing	10	11:42.746	28.062	0.188	74.58	1:09.123	6
7	77	S	4 Joe WHITE	Kawasaki NINJA 400 - Just In Graphics /MZ CONTR	10	11:42.902	28.218	0.156	74.57	1:09.039	10
8	18	J	4 George HIGGINS	Kawasaki NINJA 400 - Aztec Racing	10	11:43.415	28.731	0.513	74.51	1:08.781	10
9	99	S	5 Jack WOLFF	Kawasaki NINJA 300 - Nym Technologies Racing	10	11:44.408	29.724	0.993	74.41	1:09.059	3
10	277	S	6 Richard HAYWARD	Kawasaki EX300 - GForce/Hayward R Ltd/SnapOn	10	11:44.764	30.080	0.356	74.37	1:09.351	7
11	27	S	7 Ben BROWN	Kawasaki NINJA - Hunts Motorcycles	10	11:52.830	38.146	8.066	73.53	1:09.725	5
12	0	J	5 Jack NEWTON	Kawasaki NINJA 400 -	10	12:08.537	53.853	15.707	71.94	1:11.427	5
13	49	J	6 Ralph CROFT	Kawasaki NINJA 300 -	10	12:08.781	54.097	0.244	71.92	1:10.973	9
14	10	S	8 Mike BRUNSDON	Kawasaki NINJA 400 - Quad Bikes Wales	10	12:14.903	1:00.219	6.122	71.32	1:11.163	6
15	400	S	9 Stuart THURTLIE	Kawasaki NINJA 400 - TeamTortoise Racing	10	12:25.400	1:10.716	10.497	70.31	1:13.015	10
16	12	J	7 Kees RAMSEY	Kawasaki NINJA 400 -	9	11:16.366	1 Lap	1 Lap	69.74	1:13.496	6
17	73	S	10 Jemma HANNAFORD	Kawasaki NINJA 300 -	9	11:24.807	1 Lap	8.441	68.88	1:13.450	6
18	33	J	8 Patrick KLINGE	Kawasaki NINJA 300 - Klingklong Racing	9	11:36.120	1 Lap	11.313	67.76	1:15.180	7
19	4*	S	11 Nigel FRANKLIN	Kawasaki NINJA - Jane Franklin	9	11:45.872	1 Lap	9.752	66.83	1:15.071	6
20	16	J	9 Aleisha LAYTON	Kawasaki NINJA 300 -	9	12:14.450	1 Lap	28.578	64.23	1:18.949	9

NOT CLASSIFIED

DNF	35	J	Zack WESTON	Kawasaki NINJA 400 - NW Racing	8	9:01.319	2 Laps	1 Lap	77.46	1:06.374	7
-----	----	---	-------------	--------------------------------	---	----------	--------	-------	-------	----------	---

FASTEST LAP

191	J	Craig DANCE	Kawasaki NINJA 400 - 2 brothers scaffolding	7	1:05.909	79.52 mph	127.98 kph
1	S	Phil ATKINSON	Kawasaki NINJA 400 - ROSE MOT/Q Oil Treatment	6	1:06.286	79.07 mph	127.25 kph

Bike 4 - 10 second penalty - Yellow flag infringement

Class J - 92.5% of Race Speed = 71.85 mph

Class S - 92.5% of Race Speed = 71.78 mph

Weather / Track : Bright / Drying

These results are provisional until the conclusion of any judicial and technical matters.

Race Distance: 10 Laps / 14.56 miles

Pembrey National: 1.4560 miles

Date: 09/04/2023 Start: 10:31 Finish: 10:42

Clerk Of Course :	Stewards :	Timekeeper : Sarah Evans
-------------------	------------	--------------------------

Results can be found at www.tsl-timing.com

Printed - 10:46 Sunday, 09 April 2023



BMCRC - MRO Championships 2023 - Rnd 2 @ Pembrey

ACU Team Green Junior Cup & Senior Ninja Series

RACE 4 - POSITION CHART

No	Name	Lap Pos										
			1	2	3	4	5	6	7	8	9	10
191	DANCE	1	191	35	191	191	35	35	35	191	191	191
35	WESTON	2	35	191	35	1	191	1	191	35	1	1
1	ATKINSON	3	1	1	1	35	1	191	1	1	31	31
31	PARK	4	31	31	31	31	31	31	31	31	34	45
277	HAYWARD	5	18	18	34	34	34	34	34	34	45	34
34	ARBON	6	277	277	18	18	65	65	65	65	65	65
18	HIGGINS	7	77	34	65	65	45	18	45	45	77	77
45	MACKENZIE	8	34	77	277	77	18	45	77	77	18	18
65	BREESE	9	65	65	77	45	77	77	18	18	277	99
77	WHITE	10	99	45	45	277	277	277	277	277	99	277
99	WOLFF	11	45	99	99	99	99	99	99	99	27	27
27	BROWN	12	27	27	27	27	27	27	27	27	0	0
0	NEWTON	13	0	0	0	0	0	0	0	0	49	49
49	CROFT	14	10	10	10	10	10	10	10	10	10	10
10	BRUNSDON	15	49	49	49	49	49	49	49	49	400	400
73	HANNAFORD	16	400	400	400	400	400	400	400	400	12	
400	THURTLLE	17	4	12	12	12	12	12	12	12	12	73
12	RAMSEY	18	12	4	73	73	73	73	73	73	4	
33	KLINGE	19	33	33	33	33	4	4	4	4	33	
4	FRANKLIN	20	73	73	4	4	33	33	33	33	16	
16	LAYTON	21	16	16	16	16	16	16	16	16		

BMCRC - MRO Championships 2023 - Rnd 2 @ Pembrey

ACU Team Green Junior Cup & Senior Ninja Series

RACE 4 - SECTOR ANALYSIS



SECTOR 1 = FL to I1, SECTOR 2 = I1 to FL, DIFF = Difference To Personal Best Lap, P = Crossed Finish Line in Pit Lane, D = Time Disallowed

P1		191 J		Craig DANCE		Kawasaki NINJA 400 - 2 brothers scaffolding	
IDEAL LAP TIME : 1:05.909		BEST LAP TIME : 1:05.909		DIFFERENCE : 0.000			
LAP	SECTOR 1	SECTOR 2	LAP TIME	MPH	DIFF	TIME OF DAY	
1 -		30.681	1:12.924	71.87	7.015	10:32:51.894	
2 -	37.019	30.162	1:07.181	78.02	1.272	10:33:59.075	
3 -	36.428	30.401	1:06.829	78.43	0.920	10:35:05.904	
4 -	36.606	30.049	1:06.655 (2)	78.63	0.746	10:36:12.559	
5 -	36.875	30.521	1:07.396	77.77	1.487	10:37:19.955	
6 -	37.276	29.729	1:07.005	78.22	1.096	10:38:26.960	
7 -	36.214	29.695	1:05.909 (1)	79.52		10:39:32.869	
8 -	36.822	30.534	1:07.356	77.81	1.447	10:40:40.225	
9 -	36.361	30.397	1:06.758	78.51	0.849	10:41:46.983	
10 -	36.479	30.192	1:06.671 (3)	78.61	0.762	10:42:53.654	

P2		1 S		Phil ATKINSON		Kawasaki NINJA 400 - ROSE MOT/Q Oil Treatments	
IDEAL LAP TIME : 1:06.210		BEST LAP TIME : 1:06.286		DIFFERENCE : 0.076			
LAP	SECTOR 1	SECTOR 2	LAP TIME	MPH	DIFF	TIME OF DAY	
1 -		30.968	1:13.383	71.42	7.097	10:32:52.353	
2 -	36.816	30.245	1:07.061	78.16	0.775	10:33:59.414	
3 -	36.267	30.363	1:06.630 (3)	78.66	0.344	10:35:06.044	
4 -	36.281	30.371	1:06.652	78.64	0.366	10:36:12.696	
5 -	36.875	30.611	1:07.486	77.66	1.200	10:37:20.182	
6 -	36.218	30.068	1:06.286 (1)	79.07		10:38:26.468	
7 -	36.438	30.645	1:07.083	78.13	0.797	10:39:33.551	
8 -	36.455	30.670	1:07.125	78.08	0.839	10:40:40.676	
9 -	36.142	30.935	1:07.077	78.14	0.791	10:41:47.753	
10 -	36.272	30.282	1:06.554 (2)	78.75	0.268	10:42:54.307	

P3		31 J		Robbie PARK		Kawasaki NINJA - The Biltong Banter Box	
IDEAL LAP TIME : 1:07.654		BEST LAP TIME : 1:07.711		DIFFERENCE : 0.057			
LAP	SECTOR 1	SECTOR 2	LAP TIME	MPH	DIFF	TIME OF DAY	
1 -		30.866	1:13.726	71.09	6.015	10:32:52.696	
2 -	37.144	30.658	1:07.802 (2)	77.30	0.091	10:34:00.498	
3 -	37.635	30.956	1:08.591	76.41	0.880	10:35:09.089	
4 -	37.386	30.728	1:08.114	76.95	0.403	10:36:17.203	
5 -	37.419	30.830	1:08.249	76.80	0.538	10:37:25.452	
6 -	37.250	31.111	1:08.361	76.67	0.650	10:38:33.813	
7 -	37.201	30.510	1:07.711 (1)	77.41		10:39:41.524	
8 -	37.270	30.580	1:07.850 (3)	77.25	0.139	10:40:49.374	
9 -	37.158	31.011	1:08.169	76.89	0.458	10:41:57.543	
10 -	37.834	30.979	1:08.813	76.17	1.102	10:43:06.356	

P4		45 J		Marley MACKENZIE		Kawasaki NINJA - Kirkcaldy Kawasaki, ELPM	
IDEAL LAP TIME : 1:08.792		BEST LAP TIME : 1:09.017		DIFFERENCE : 0.225			
LAP	SECTOR 1	SECTOR 2	LAP TIME	MPH	DIFF	TIME OF DAY	
1 -		31.436	1:17.856	67.32	8.839	10:32:56.826	
2 -	38.690	31.242	1:09.932	74.95	0.915	10:34:06.758	
3 -	38.313	31.046	1:09.359	75.57	0.342	10:35:16.117	
4 -	38.532	31.065	1:09.597	75.31	0.580	10:36:25.714	
5 -	38.314	30.814	1:09.128 (3)	75.82	0.111	10:37:34.842	
6 -	38.350	30.860	1:09.210	75.73	0.193	10:38:44.052	
7 -	38.164	31.551	1:09.715	75.18	0.698	10:39:53.767	
8 -	38.448	30.972	1:09.420	75.50	0.403	10:41:03.187	
9 -	38.038	30.979	1:09.017 (1)	75.94		10:42:12.204	
10 -	37.978	31.095	1:09.073 (2)	75.88	0.056	10:43:21.277	

BMCRC - MRO Championships 2023 - Rnd 2 @ Pembrey

ACU Team Green Junior Cup & Senior Ninja Series

RACE 4 - SECTOR ANALYSIS



SECTOR 1 = FL to I1, SECTOR 2 = I1 to FL, DIFF = Difference To Personal Best Lap, P = Crossed Finish Line in Pit Lane, D = Time Disallowed

P5 34 S		Oliver ARBON		Kawasaki NINJA 400 - tt plumbing and heating			
IDEAL LAP TIME : 1:08.858		BEST LAP TIME : 1:08.874		DIFFERENCE : 0.016			
LAP	SECTOR 1	SECTOR 2	LAP TIME	MPH	DIFF	TIME OF DAY	
1 -		30.800	1:16.864	68.19	7.990	10:32:55.834	
2 -	38.400	30.839	1:09.239 (3)	75.70	0.365	10:34:05.073	
3 -	38.414	30.852	1:09.266	75.67	0.392	10:35:14.339	
4 -	38.802	31.603	1:10.405	74.44	1.531	10:36:24.744	
5 -	38.766	30.686	1:09.452	75.47	0.578	10:37:34.196	
6 -	38.229	30.645	1:08.874 (1)	76.10		10:38:43.070	
7 -	38.788	31.477	1:10.265	74.59	1.391	10:39:53.335	
8 -	38.620	30.629	1:09.249	75.69	0.375	10:41:02.584	
9 -	38.500	30.678	1:09.178 (2)	75.76	0.304	10:42:11.762	
10 -	38.824	30.942	1:09.766	75.13	0.892	10:43:21.528	

P6 65 S		Konrad BREESE		Kawasaki NINJA 300 - STIHL Racing			
IDEAL LAP TIME : 1:08.885		BEST LAP TIME : 1:09.123		DIFFERENCE : 0.238			
LAP	SECTOR 1	SECTOR 2	LAP TIME	MPH	DIFF	TIME OF DAY	
1 -		31.445	1:17.305	67.80	8.182	10:32:56.275	
2 -	38.568	30.953	1:09.521	75.39	0.398	10:34:05.796	
3 -	38.838	30.747	1:09.585	75.32	0.462	10:35:15.381	
4 -	38.138	31.426	1:09.564	75.34	0.441	10:36:24.945	
5 -	38.324	31.084	1:09.408	75.51	0.285	10:37:34.353	
6 -	38.207	30.916	1:09.123 (1)	75.83		10:38:43.476	
7 -	38.465	31.776	1:10.241	74.62	1.118	10:39:53.717	
8 -	38.303	31.014	1:09.317 (3)	75.61	0.194	10:41:03.034	
9 -	38.500	30.928	1:09.428	75.49	0.305	10:42:12.462	
10 -	38.278	30.976	1:09.254 (2)	75.68	0.131	10:43:21.716	

P7 77 S		Joe WHITE		Kawasaki NINJA 400 - Just In Graphics /MZ CONTRACTS/ Silver			
IDEAL LAP TIME : 1:08.746		BEST LAP TIME : 1:09.039		DIFFERENCE : 0.293			
LAP	SECTOR 1	SECTOR 2	LAP TIME	MPH	DIFF	TIME OF DAY	
1 -		31.228	1:16.741	68.30	7.702	10:32:55.711	
2 -	38.925	30.905	1:09.830	75.06	0.791	10:34:05.541	
3 -	38.920	31.265	1:10.185	74.68	1.146	10:35:15.726	
4 -	38.757	31.002	1:09.759	75.13	0.720	10:36:25.485	
5 -	39.020	30.739	1:09.759	75.13	0.720	10:37:35.244	
6 -	38.609	30.763	1:09.372 (3)	75.55	0.333	10:38:44.616	
7 -	38.493	31.189	1:09.682	75.22	0.643	10:39:54.298	
8 -	38.334	30.739	1:09.073 (2)	75.88	0.034	10:41:03.371	
9 -	38.810	30.652	1:09.462	75.45	0.423	10:42:12.833	
10 -	38.094	30.945	1:09.039 (1)	75.92		10:43:21.872	

P8 18 J		George HIGGINS		Kawasaki NINJA 400 - Aztec Racing			
IDEAL LAP TIME : 1:08.724		BEST LAP TIME : 1:08.781		DIFFERENCE : 0.057			
LAP	SECTOR 1	SECTOR 2	LAP TIME	MPH	DIFF	TIME OF DAY	
1 -		31.638	1:15.715	69.22	6.934	10:32:54.685	
2 -	38.588	31.322	1:09.910	74.97	1.129	10:34:04.595	
3 -	39.019	31.384	1:10.403	74.45	1.622	10:35:14.998	
4 -	38.266	31.537	1:09.803	75.09	1.022	10:36:24.801	
5 -	38.912	31.164	1:10.076	74.79	1.295	10:37:34.877	
6 -	37.870	31.032	1:08.902 (2)	76.07	0.121	10:38:43.779	
7 -	38.304	32.216	1:10.520	74.32	1.739	10:39:54.299	
8 -	38.524	31.032	1:09.556 (3)	75.35	0.775	10:41:03.855	
9 -	38.709	31.040	1:09.749	75.14	0.968	10:42:13.604	
10 -	37.692	31.089	1:08.781 (1)	76.20		10:43:22.385	

BMCRC - MRO Championships 2023 - Rnd 2 @ Pembrey

ACU Team Green Junior Cup & Senior Ninja Series

RACE 4 - SECTOR ANALYSIS



SECTOR 1 = FL to I1, SECTOR 2 = I1 to FL, DIFF = Difference To Personal Best Lap, P = Crossed Finish Line in Pit Lane, D = Time Disallowed

P9 99 S		Jack WOLFF		Kawasaki NINJA 300 - Nym Technologies Racing			
IDEAL LAP TIME : 1:08.858		BEST LAP TIME : 1:09.059		DIFFERENCE : 0.201			
LAP	SECTOR 1	SECTOR 2	LAP TIME	MPH	DIFF	TIME OF DAY	
1 -		31.351	1:17.566	67.57	8.507	10:32:56.536	
2 -	39.210	31.530	1:10.740	74.09	1.681	10:34:07.276	
3 -	38.216	30.843	1:09.059 (1)	75.90		10:35:16.335	
4 -	38.686	31.618	1:10.304	74.55	1.245	10:36:26.639	
5 -	38.376	31.006	1:09.382	75.54	0.323	10:37:36.021	
6 -	38.281	31.467	1:09.748	75.15	0.689	10:38:45.769	
7 -	38.222	31.048	1:09.270 (3)	75.66	0.211	10:39:55.039	
8 -	38.152	31.436	1:09.588	75.32	0.529	10:41:04.627	
9 -	38.211	31.390	1:09.601	75.30	0.542	10:42:14.228	
10 -	38.015	31.135	1:09.150 (2)	75.80	0.091	10:43:23.378	

P10 277 S		Richard HAYWARD		Kawasaki EX300 - GForce/Hayward R Ltd/SnapOn			
IDEAL LAP TIME : 1:09.050		BEST LAP TIME : 1:09.351		DIFFERENCE : 0.301			
LAP	SECTOR 1	SECTOR 2	LAP TIME	MPH	DIFF	TIME OF DAY	
1 -		31.766	1:16.078	68.89	6.727	10:32:55.048	
2 -	38.510	31.356	1:09.866	75.02	0.515	10:34:04.914	
3 -	38.822	31.942	1:10.764	74.07	1.413	10:35:15.678	
4 -	38.955	31.751	1:10.706	74.13	1.355	10:36:26.384	
5 -	38.315	31.039	1:09.354 (2)	75.57	0.003	10:37:35.738	
6 -	38.288	31.322	1:09.610	75.29	0.259	10:38:45.348	
7 -	38.011	31.340	1:09.351 (1)	75.58		10:39:54.699	
8 -	38.291	31.202	1:09.493 (3)	75.42	0.142	10:41:04.192	
9 -	38.191	31.360	1:09.551	75.36	0.200	10:42:13.743	
10 -	38.223	31.768	1:09.991	74.88	0.640	10:43:23.734	

P11 27 S		Ben BROWN		Kawasaki NINJA - Hunts Motorcycles			
IDEAL LAP TIME : 1:09.725		BEST LAP TIME : 1:09.725		DIFFERENCE : 0.000			
LAP	SECTOR 1	SECTOR 2	LAP TIME	MPH	DIFF	TIME OF DAY	
1 -		31.427	1:18.088	67.12	8.363	10:32:57.058	
2 -	39.935	31.619	1:11.554	73.25	1.829	10:34:08.612	
3 -	39.036	31.387	1:10.423	74.43	0.698	10:35:19.035	
4 -	38.939	31.813	1:10.752	74.08	1.027	10:36:29.787	
5 -	38.573	31.152	1:09.725 (1)	75.17		10:37:39.512	
6 -	38.779	31.573	1:10.352	74.50	0.627	10:38:49.864	
7 -	38.833	31.262	1:10.095 (2)	74.77	0.370	10:39:59.959	
8 -	38.690	31.548	1:10.238 (3)	74.62	0.513	10:41:10.197	
9 -	39.454	31.680	1:11.134	73.68	1.409	10:42:21.331	
10 -	39.030	31.439	1:10.469	74.38	0.744	10:43:31.800	

P12 0 J		Jack NEWTON		Kawasaki NINJA 400 -			
IDEAL LAP TIME : 1:11.348		BEST LAP TIME : 1:11.427		DIFFERENCE : 0.079			
LAP	SECTOR 1	SECTOR 2	LAP TIME	MPH	DIFF	TIME OF DAY	
1 -		32.605	1:20.442	65.15	9.015	10:32:59.412	
2 -	40.798	32.874	1:13.672	71.14	2.245	10:34:13.084	
3 -	39.958	31.938	1:11.896	72.90	0.469	10:35:24.980	
4 -	39.738	31.892	1:11.630 (3)	73.17	0.203	10:36:36.610	
5 -	39.680	31.747	1:11.427 (1)	73.38		10:37:48.037	
6 -	39.730	31.937	1:11.667	73.13	0.240	10:38:59.704	
7 -	39.758	31.779	1:11.537 (2)	73.27	0.110	10:40:11.241	
8 -	40.627	32.152	1:12.779	72.02	1.352	10:41:24.020	
9 -	39.635	32.076	1:11.711	73.09	0.284	10:42:35.731	
10 -	40.063	31.713	1:11.776	73.02	0.349	10:43:47.507	

BMCRC - MRO Championships 2023 - Rnd 2 @ Pembrey

ACU Team Green Junior Cup & Senior Ninja Series

RACE 4 - SECTOR ANALYSIS



SECTOR 1 = FL to I1, SECTOR 2 = I1 to FL, DIFF = Difference To Personal Best Lap, P = Crossed Finish Line in Pit Lane, D = Time Disallowed

P13 49 J		Ralph CROFT		Kawasaki NINJA 300 -			
IDEAL LAP TIME : 1:10.797		BEST LAP TIME : 1:10.973		DIFFERENCE : 0.176			
LAP	SECTOR 1	SECTOR 2	LAP TIME	MPH	DIFF	TIME OF DAY	
1 -		33.140	1:21.579	64.25	10.606	10:33:00.549	
2 -	40.300	32.647	1:12.947	71.85	1.974	10:34:13.496	
3 -	40.122	32.135	1:12.257	72.54	1.284	10:35:25.753	
4 -	39.950	31.961	1:11.911	72.89	0.938	10:36:37.664	
5 -	39.314	32.512	1:11.826	72.97	0.853	10:37:49.490	
6 -	39.770	32.236	1:12.006	72.79	1.033	10:39:01.496	
7 -	40.225	32.058	1:12.283	72.51	1.310	10:40:13.779	
8 -	38.972	32.337	1:11.309 (2)	73.50	0.336	10:41:25.088	
9 -	39.007	31.966	1:10.973 (1)	73.85		10:42:36.061	
10 -	39.865	31.825	1:11.690 (3)	73.11	0.717	10:43:47.751	

P14 10 S		Mike BRUNSDON		Kawasaki NINJA 400 - Quad Bikes Wales			
IDEAL LAP TIME : 1:11.154		BEST LAP TIME : 1:11.163		DIFFERENCE : 0.009			
LAP	SECTOR 1	SECTOR 2	LAP TIME	MPH	DIFF	TIME OF DAY	
1 -		32.553	1:20.659	64.98	9.496	10:32:59.629	
2 -	40.732	32.894	1:13.626	71.19	2.463	10:34:13.255	
3 -	40.053	31.940	1:11.993 (3)	72.80	0.830	10:35:25.248	
4 -	39.781	31.953	1:11.734 (2)	73.06	0.571	10:36:36.982	
5 -	39.741	32.294	1:12.035	72.76	0.872	10:37:49.017	
6 -	39.214	31.949	1:11.163 (1)	73.65		10:39:00.180	
7 -	39.513	32.485	1:11.998	72.80	0.835	10:40:12.178	
8 -	39.482	32.943	1:12.425	72.37	1.262	10:41:24.603	
9 -	39.292	33.067	1:12.359	72.43	1.196	10:42:36.962	
10 -	41.253	35.658	1:16.911	68.15	5.748	10:43:53.873	

P15 400 S		Stuart THURTLÉ		Kawasaki NINJA 400 - TeamTortoise Racing			
IDEAL LAP TIME : 1:12.834		BEST LAP TIME : 1:13.015		DIFFERENCE : 0.181			
LAP	SECTOR 1	SECTOR 2	LAP TIME	MPH	DIFF	TIME OF DAY	
1 -		32.915	1:22.763	63.33	9.748	10:33:01.733	
2 -	41.399	33.076	1:14.475	70.38	1.460	10:34:16.208	
3 -	40.984	32.877	1:13.861	70.96	0.846	10:35:30.069	
4 -	40.450	32.881	1:13.331 (3)	71.47	0.316	10:36:43.400	
5 -	40.883	32.933	1:13.816	71.00	0.801	10:37:57.216	
6 -	40.687	32.972	1:13.659	71.16	0.644	10:39:10.875	
7 -	40.705	32.655	1:13.360	71.45	0.345	10:40:24.235	
8 -	40.737	32.547	1:13.284 (2)	71.52	0.269	10:41:37.519	
9 -	40.826	33.010	1:13.836	70.98	0.821	10:42:51.355	
10 -	40.287	32.728	1:13.015 (1)	71.78		10:44:04.370	

P16 12 J		Kees RAMSEY		Kawasaki NINJA 400 -			
IDEAL LAP TIME : 1:12.924		BEST LAP TIME : 1:13.496		DIFFERENCE : 0.572			
LAP	SECTOR 1	SECTOR 2	LAP TIME	MPH	DIFF	TIME OF DAY	
1 -			1:24.853	61.77	11.357	10:33:03.823	
2 -	41.234	32.832	1:14.066	70.76	0.570	10:34:17.889	
3 -	40.963	33.016	1:13.979	70.85	0.483	10:35:31.868	
4 -	41.262	32.954	1:14.216	70.62	0.720	10:36:46.084	
5 -	41.303	33.227	1:14.530	70.32	1.034	10:38:00.614	
6 -	40.702	32.794	1:13.496 (1)	71.31		10:39:14.110	
7 -	41.232	32.818	1:14.050	70.78	0.554	10:40:28.160	
8 -	40.736	32.933	1:13.669 (3)	71.15	0.173	10:41:41.829	
9 -	40.130	33.377	1:13.507 (2)	71.30	0.011	10:42:55.336	

BMCRC - MRO Championships 2023 - Rnd 2 @ Pembrey

ACU Team Green Junior Cup & Senior Ninja Series

RACE 4 - SECTOR ANALYSIS



SECTOR 1 = FL to I1, SECTOR 2 = I1 to FL, DIFF = Difference To Personal Best Lap, P = Crossed Finish Line in Pit Lane, D = Time Disallowed

P17 73 S		Jemma HANNAFORD		Kawasaki NINJA 300 -			
IDEAL LAP TIME : 1:13.024		BEST LAP TIME : 1:13.450		DIFFERENCE : 0.426			
LAP	SECTOR 1	SECTOR 2	LAP TIME	MPH	DIFF	TIME OF DAY	
1 -		33.970	1:25.774	61.10	12.324	10:33:04.744	
2 -	43.412	33.025	1:16.437	68.57	2.987	10:34:21.181	
3 -	42.642	33.326	1:15.968	68.99	2.518	10:35:37.149	
4 -	41.465	33.075	1:14.540	70.31	1.090	10:36:51.689	
5 -	41.928	33.205	1:15.133	69.76	1.683	10:38:06.822	
6 -	40.837	32.613	1:13.450 (1)	71.36		10:39:20.272	
7 -	40.535	34.479	1:15.014	69.87	1.564	10:40:35.286	
8 -	40.411	33.677	1:14.088 (2)	70.74	0.638	10:41:49.374	
9 -	41.461	32.942	1:14.403 (3)	70.44	0.953	10:43:03.777	

P18 33 J		Patrick KLINGE		Kawasaki NINJA 300 - Klingklong Racing			
IDEAL LAP TIME : 1:14.956		BEST LAP TIME : 1:15.180		DIFFERENCE : 0.224			
LAP	SECTOR 1	SECTOR 2	LAP TIME	MPH	DIFF	TIME OF DAY	
1 -		34.045	1:25.384	61.38	10.204	10:33:04.354	
2 -	43.230	33.305	1:16.535	68.48	1.355	10:34:20.889	
3 -	43.430	33.416	1:16.846	68.20	1.666	10:35:37.735	
4 -	42.601	34.360	1:16.961	68.10	1.781	10:36:54.696	
5 -	44.036	33.774	1:17.810	67.36	2.630	10:38:12.506	
6 -	41.733	33.458	1:15.191 (2)	69.71	0.011	10:39:27.697	
7 -	41.957	33.223	1:15.180 (1)	69.72		10:40:42.877	
8 -	41.750	34.370	1:16.120	68.85	0.940	10:41:58.997	
9 -	42.051	34.042	1:16.093 (3)	68.88	0.913	10:43:15.090	

P19 4 S		Nigel FRANKLIN		Kawasaki NINJA - Jane Franklin			
IDEAL LAP TIME : 1:14.767		BEST LAP TIME : 1:15.071		DIFFERENCE : 0.304			
LAP	SECTOR 1	SECTOR 2	LAP TIME	MPH	DIFF	TIME OF DAY	
1 -		33.913	1:24.701	61.88	9.630	10:33:03.671	
2 -	43.280	33.790	1:17.070	68.01	1.999	10:34:20.741	
3 -	43.330	34.015	1:17.345	67.76	2.274	10:35:38.086	
4 -	42.079	34.807	1:16.886	68.17	1.815	10:36:54.972	
5 -	43.568	33.802	1:17.370	67.74	2.299	10:38:12.342	
6 -	41.629	33.442	1:15.071 (1)	69.82		10:39:27.413	
7 -	42.047	33.138	1:15.185 (2)	69.71	0.114	10:40:42.598	
8 -	41.814	34.420	1:16.234	68.75	1.163	10:41:58.832	
9 -	41.997	34.013	1:16.010 (3)	68.95	0.939	10:43:14.842	

P20 16 J		Aleisha LAYTON		Kawasaki NINJA 300 -			
IDEAL LAP TIME : 1:18.752		BEST LAP TIME : 1:18.949		DIFFERENCE : 0.197			
LAP	SECTOR 1	SECTOR 2	LAP TIME	MPH	DIFF	TIME OF DAY	
1 -		36.629	1:30.290	58.05	11.341	10:33:09.260	
2 -	45.224	36.492	1:21.716	64.14	2.767	10:34:30.976	
3 -	45.342	36.033	1:21.375	64.41	2.426	10:35:52.351	
4 -	44.926	35.924	1:20.850	64.83	1.901	10:37:13.201	
5 -	44.313	35.270	1:19.583 (3)	65.86	0.634	10:38:32.784	
6 -	45.776	36.065	1:21.841	64.04	2.892	10:39:54.625	
7 -	43.924	35.378	1:19.302 (2)	66.09	0.353	10:41:13.927	
8 -	44.146	36.398	1:20.544	65.07	1.595	10:42:34.471	
9 -	43.482	35.467	1:18.949 (1)	66.39		10:43:53.420	

BMCRC - MRO Championships 2023 - Rnd 2 @ Pembrey

ACU Team Green Junior Cup & Senior Ninja Series

RACE 4 - SECTOR ANALYSIS



SECTOR 1 = FL to I1, SECTOR 2 = I1 to FL, DIFF = Difference To Personal Best Lap, P = Crossed Finish Line in Pit Lane, D = Time Disallowed

P21 35 J		Zack WESTON		Kawasaki NINJA 400 - NW Racing			
IDEAL LAP TIME : 1:06.096		BEST LAP TIME : 1:06.374		DIFFERENCE : 0.278			
LAP	SECTOR 1	SECTOR 2	LAP TIME	MPH	DIFF	TIME OF DAY	
1 -		30.355	1:13.004	71.79	6.630	10:32:51.974	
2 -	36.717	30.224	1:06.941	78.30	0.567	10:33:58.915	
3 -	36.458	30.624	1:07.082	78.13	0.708	10:35:05.997	
4 -	36.827	30.018	1:06.845 (3)	78.41	0.471	10:36:12.842	
5 -	36.898	30.083	1:06.981	78.25	0.607	10:37:19.823	
6 -	36.470	29.925	1:06.395 (2)	78.94	0.021	10:38:26.218	
7 -	36.263	30.111	1:06.374 (1)	78.97		10:39:32.592	
8 -	37.253	30.444	1:07.697	77.42	1.323	10:40:40.289	

BMCRC - MRO Championships 2023 - Rnd 2 @ Pembrey

ACU Team Green Junior Cup & Senior Ninja Series

RACE 4 - BEST SECTORS

SECTOR 1			SECTOR 2			IDEAL / BEST COMPARISON						
POS	NO	NAME	TIME	NO	NAME	TIME	POS	NO	NAME	IDEAL	BEST	DIFF
									PERFECT LAP	1:05.837		
1	1	ATKINSON	36.142	191	DANCE	29.695	1	191	DANCE	1:05.909	1:05.909	0.000
2	35	WESTON	36.171	35	WESTON	29.925	2	35	WESTON	1:06.096	1:06.374	0.278
3	191	DANCE	36.214	1	ATKINSON	30.068	3	1	ATKINSON	1:06.210	1:06.286	0.076
4	31	PARK	37.144	31	PARK	30.510	4	31	PARK	1:07.654	1:07.711	0.057
5	18	HIGGINS	37.692	34	ARBON	30.629	5	18	HIGGINS	1:08.724	1:08.781	0.057
6	45	MACKENZIE	37.978	77	WHITE	30.652	6	77	WHITE	1:08.746	1:09.039	0.293
7	277	HAYWARD	38.011	65	BREESE	30.747	7	45	MACKENZIE	1:08.792	1:09.017	0.225
8	99	WOLFF	38.015	45	MACKENZIE	30.814	8	99	WOLFF	1:08.858	1:09.059	0.201
9	77	WHITE	38.094	99	WOLFF	30.843	9	34	ARBON	1:08.858	1:08.874	0.016
10	65	BREESE	38.138	18	HIGGINS	31.032	10	65	BREESE	1:08.885	1:09.123	0.238
11	34	ARBON	38.229	277	HAYWARD	31.039	11	277	HAYWARD	1:09.050	1:09.351	0.301
12	27	BROWN	38.573	27	BROWN	31.152	12	27	BROWN	1:09.725	1:09.725	0.000
13	49	CROFT	38.972	0	NEWTON	31.713	13	49	CROFT	1:10.797	1:10.973	0.176
14	10	BRUNSDON	39.214	49	CROFT	31.825	14	10	BRUNSDON	1:11.154	1:11.163	0.009
15	0	NEWTON	39.635	10	BRUNSDON	31.940	15	0	NEWTON	1:11.348	1:11.427	0.079
16	12	RAMSEY	40.130	400	THURTLE	32.547	16	400	THURTLE	1:12.834	1:13.015	0.181
17	400	THURTLE	40.287	73	HANNAFORD	32.613	17	12	RAMSEY	1:12.924	1:13.496	0.572
18	73	HANNAFORD	40.411	12	RAMSEY	32.794	18	73	HANNAFORD	1:13.024	1:13.450	0.426
19	4	FRANKLIN	41.629	4	FRANKLIN	33.138	19	4	FRANKLIN	1:14.767	1:15.071	0.304
20	33	KLINGE	41.733	33	KLINGE	33.223	20	33	KLINGE	1:14.956	1:15.180	0.224
21	16	LAYTON	43.482	16	LAYTON	35.270	21	16	LAYTON	1:18.752	1:18.949	0.197

BMCRC - MRO Championships 2023 - Rnd 2 @ Pembrey

ACU Team Green Junior Cup & Senior Ninja Series

RACE 4 - STATISTICS

Competitors Started	21
Planned Start	2023-04-09 @ 10:20:00.000
Actual Start	2023-04-09 @ 10:31:38.969
Finish Time	2023-04-09 @ 10:42:53.653
Track Length	1.4560mi.
Total Laps	203
Total Distance Covered	295.5680mi.

Session Fastest Lap History

NO	CL	NAME	LAP TIME	TIME OF DAY	LAP	VEHICLE
35	J	Zack WESTON	1:06.941	10:33:58.934	2	Kawasaki NINJA 400
191	J	Craig DANCE	1:06.829	10:35:05.919	3	Kawasaki NINJA 400
1	S	Phil ATKINSON	1:06.630	10:35:06.016	3	Kawasaki NINJA 400
35	J	Zack WESTON	1:06.395	10:38:26.237	6	Kawasaki NINJA 400
1	S	Phil ATKINSON	1:06.286	10:38:26.480	6	Kawasaki NINJA 400
191	J	Craig DANCE	1:05.909	10:39:32.885	7	Kawasaki NINJA 400

Session Leader History

NO	CL	NAME	FROM LAP	LAPS LED	DISTANCE	VEHICLE
191	J	Craig DANCE	1	1	1.45 miles	Kawasaki NINJA 400
35	J	Zack WESTON	2	1	1.45 miles	Kawasaki NINJA 400
191	J	Craig DANCE	3	2	2.91 miles	Kawasaki NINJA 400
35	J	Zack WESTON	5	3	4.36 miles	Kawasaki NINJA 400
191	J	Craig DANCE	8	3	4.36 miles	Kawasaki NINJA 400

Flag History

TYPE	TIME OF DAY
GREEN	10:31:38.969
FINISH	10:42:53.653

Flag Statistics

TYPE	COUNT	TOTAL LAPS	TOTAL TIME
Green	1	10	12:45.442
Red	0	0	0.000
Safety Car	0	0	0.000
FCY	0	0	0.000

BMCRC - MRO Championships 2023 - Rnd 2 @ Pembrey

ACU Team Green Junior Cup & Senior Ninja Series

RACE 4 - STATISTICS

CLASS : S

11 Starters

Fastest Lap History

NO	NAME	LAP TIME	TIME OF DAY	LAP	VEHICLE
1	Phil ATKINSON	1:07.061	10:33:59.426	2	Kawasaki NINJA 400
1	Phil ATKINSON	1:06.630	10:35:06.016	3	Kawasaki NINJA 400
1	Phil ATKINSON	1:06.286	10:38:26.480	6	Kawasaki NINJA 400

Leader History

NO	NAME	FROM LAP	LAPS LED	DISTANCE	VEHICLE
1	Phil ATKINSON	1	10	14.56 miles	Kawasaki NINJA 400

BMCRC - MRO Championships 2023 - Rnd 2 @ Pembrey

ACU Team Green Junior Cup & Senior Ninja Series

RACE 4 - STATISTICS

CLASS : J

10 Starters

Fastest Lap History

NO	NAME	LAP TIME	TIME OF DAY	LAP	VEHICLE
35	Zack WESTON	1:06.941	10:33:58.934	2	Kawasaki NINJA 400
191	Craig DANCE	1:06.829	10:35:05.919	3	Kawasaki NINJA 400
191	Craig DANCE	1:06.655	10:36:12.572	4	Kawasaki NINJA 400
35	Zack WESTON	1:06.395	10:38:26.237	6	Kawasaki NINJA 400
35	Zack WESTON	1:06.374	10:39:32.611	7	Kawasaki NINJA 400
191	Craig DANCE	1:05.909	10:39:32.885	7	Kawasaki NINJA 400

Leader History

NO	NAME	FROM LAP	LAPS LED	DISTANCE	VEHICLE
191	Craig DANCE	1	1	1.45 miles	Kawasaki NINJA 400
35	Zack WESTON	2	1	1.45 miles	Kawasaki NINJA 400
191	Craig DANCE	3	2	2.91 miles	Kawasaki NINJA 400
35	Zack WESTON	5	3	4.36 miles	Kawasaki NINJA 400
191	Craig DANCE	8	3	4.36 miles	Kawasaki NINJA 400

BMCRC - MRO Championships 2023 - Rnd 2 @ Pembrey

ACU Team Green Junior Cup & Senior Ninja Series

RACE 15 - GRID (10 Laps)



ROW 7	21	16	Aleisha LAYTON	1:18.949	20	33	Patrick KLINGE	1:15.180	19	4	Nigel FRANKLIN	1:15.071
ROW 6	18	12	Kees RAMSEY	1:13.496	17	73	Jemma HANNAFORD	1:13.450	16	400	Stuart THURTL	1:13.015
ROW 5	15	0	Jack NEWTON	1:11.427	14	10	Mike BRUNSDON	1:11.163	13	49	Ralph CROFT	1:10.973
ROW 4	12	27	Ben BROWN	1:09.725	11	277	Richard HAYWARD	1:09.351	10	65	Konrad BREESE	1:09.123
ROW 3	9	99	Jack WOLFF	1:09.059	8	77	Joe WHITE	1:09.039	7	45	Marley MACKENZIE	1:09.017
ROW 2	6	34	Oliver ARBON	1:08.874	5	18	George HIGGINS	1:08.781	4	31	Robbie PARK	1:07.711
ROW 1	3	35	Zack WESTON	1:06.374	2	1	Phil ATKINSON	1:06.286	1	191	Craig DANCE	1:05.909
Pole												

Pembrey National: 1.4560 miles

These results are provisional until the conclusion of any judicial and technical matters.

Clerk Of Course :	Stewards :	Timekeeper : Sarah Evans
-------------------	------------	--------------------------

Results can be found at www.tsl-timing.com

Printed - 10:49 Sunday, 09 April 2023



BMCRC - MRO Championships 2023 - Rnd 2 @ Pembrey



ACU Team Green Junior Cup & Senior Ninja Series

RACE 15 - CLASSIFICATION

Kawasaki

POS	NO	CL	PIC NAME	ENTRY	LAPS	TIME	GAP	DIFF	MPH	BEST	ON
1	35	J	1 Zack WESTON	Kawasaki NINJA 400 - NW Racing	10	11:13.101			77.87	1:06.540	4
2	191	J	2 Craig DANCE	Kawasaki NINJA 400 - 2 brothers scaffolding	10	11:13.408	0.307	0.307	77.83	1:06.195	2
3	1	S	1 Phil ATKINSON	Kawasaki NINJA 400 - ROSE MOT/Q Oil Treatments	10	11:13.482	0.381	0.074	77.82	1:06.185	2
4	34	S	2 Oliver ARBON	Kawasaki NINJA 400 - tt plumbing and heating	10	11:29.802	16.701	16.320	75.98	1:07.640	5
5	18	J	3 George HIGGINS	Kawasaki NINJA 400 - Aztec Racing	10	11:30.664	17.563	0.862	75.89	1:08.049	5
6	31	J	4 Robbie PARK	Kawasaki NINJA - The Biltong Banter Box	10	11:35.721	22.620	5.057	75.34	1:07.847	4
7	65	S	3 Konrad BREESE	Kawasaki NINJA 300 - STIHL Racing	10	11:41.273	28.172	5.552	74.74	1:08.759	9
8	27	S	4 Ben BROWN	Kawasaki NINJA - Hunts Motorcycles	10	11:41.533	28.432	0.260	74.71	1:09.217	4
9	45	J	5 Marley MACKENZIE	Kawasaki NINJA - Kirkcaldy Kawasaki, ELPM	10	11:42.457	29.356	0.924	74.61	1:08.853	9
10	277	S	5 Richard HAYWARD	Kawasaki EX300 - GForce/Hayward R Ltd/SnapOn	10	11:42.584	29.483	0.127	74.60	1:09.077	9
11	77	S	6 Joe WHITE	Kawasaki NINJA 400 - Just In Graphics /MZ CONTR	10	11:47.283	34.182	4.699	74.10	1:09.433	7
12	0	J	6 Jack NEWTON	Kawasaki NINJA 400 -	10	12:00.749	47.648	13.466	72.72	1:10.218	8
13	49	J	7 Ralph CROFT	Kawasaki NINJA 300 -	10	12:01.044	47.943	0.295	72.69	1:10.265	9
14	400	S	7 Stuart THURTLIE	Kawasaki NINJA 400 - TeamTortoise Racing	10	12:16.902	1:03.801	15.858	71.13	1:12.548	6
15	10*	S	8 Mike BRUNSDON	Kawasaki NINJA 400 - Quad Bikes Wales	10	12:24.265	1:11.164	7.363	70.42	1:11.799	4
16	12	J	8 Kees RAMSEY	Kawasaki NINJA 400 -	9	11:20.915	1 Lap	1 Lap	69.28	1:13.454	9
17	33	J	9 Patrick KLINGE	Kawasaki NINJA 300 - Klingklong Racing	9	11:21.048	1 Lap	0.133	69.26	1:13.949	9
18	4	S	9 Nigel FRANKLIN	Kawasaki NINJA - Jane Franklin	9	11:33.886	1 Lap	12.838	67.98	1:15.521	4
19	16	J	10 Aleisha LAYTON	Kawasaki NINJA 300 -	9	11:46.350	1 Lap	12.464	66.78	1:16.457	9

NOT CLASSIFIED

DNF	73	S	Jemma HANNAFORD	Kawasaki NINJA 300 -	8	10:14.958	2 Laps	1 Lap	68.18	1:15.057	7
DNF	99	S	Jack WOLFF	Kawasaki NINJA 300 - Nym Technologies Racing	4	4:46.682	6 Laps	4 Laps	73.13	1:09.866	4

FASTEST LAP

	1	S	Phil ATKINSON	Kawasaki NINJA 400 - ROSE MOT/Q Oil Treatments	2	1:06.185			79.19 mph	127.45 kph	
	191	J	Craig DANCE	Kawasaki NINJA 400 - 2 brothers scaffolding	2	1:06.195			79.18 mph	127.43 kph	

Bike 10 - 10 second penalty - Jump start
 Class J - 92.5% of Race Speed = 72.02 mph
 Class S - 92.5% of Race Speed = 71.98 mph

Weather / Track : Bright / Dry

These results are provisional until the conclusion of any judicial and technical matters.

Race Distance: 10 Laps / 14.56 miles

Pembrey National: 1.4560 miles

Date: 09/04/2023 Start: 14:09 Finish: 14:21

Clerk Of Course :	Stewards :	Timekeeper : Sarah Evans
-------------------	------------	--------------------------

Results can be found at www.tsl-timing.com

Printed - 14:24 Sunday, 09 April 2023



BMCRC - MRO Championships 2023 - Rnd 2 @ Pembrey

ACU Team Green Junior Cup & Senior Ninja Series

RACE 15 - POSITION CHART

No	Name	Lap										
		Pos	1	2	3	4	5	6	7	8	9	10
191	DANCE	1	35	35	35	35	35	35	191	191	191	35
1	ATKINSON	2	191	191	191	191	191	191	35	35	35	191
35	WESTON	3	1	1	1	1	1	1	1	1	1	1
31	PARK	4	31	31	31	31	31	34	34	34	31	34
18	HIGGINS	5	18	34	34	34	34	31	31	31	34	18
34	ARBON	6	34	18	18	18	18	18	18	18	18	31
45	MACKENZIE	7	77	65	65	27	65	277	65	65	65	65
77	WHITE	8	27	27	27	65	27	65	27	27	27	27
99	WOLFF	9	99	77	277	277	277	27	277	45	45	45
65	BREESE	10	65	277	77	45	45	45	45	277	277	277
277	HAYWARD	11	277	99	45	99	77	77	77	77	77	77
27	BROWN	12	45	45	99	77	49	49	49	0	0	0
49	CROFT	13	10	0	49	0	0	0	0	49	49	49
10	BRUNSDON	14	0	49	0	49	10	10	10	10	10	10
0	NEWTON	15	49	10	10	10	400	400	400	400	400	400
400	THURTL	16	400	400	400	400	33	33	33	33	12	
73	HANNAFORD	17	4	12	12	12	12	12	12	12	33	
12	RAMSEY	18	12	33	33	33	73	73	73	73	4	
4	FRANKLIN	19	33	4	73	73	4	4	4	4	16	
33	KLINGE	20	73	73	4	4	16	16	16	16		
16	LAYTON	21	16	16	16	16						

BMCRC - MRO Championships 2023 - Rnd 2 @ Pembrey

ACU Team Green Junior Cup & Senior Ninja Series

RACE 15 - SECTOR ANALYSIS



SECTOR 1 = FL to I1, SECTOR 2 = I1 to FL, DIFF = Difference To Personal Best Lap, P = Crossed Finish Line in Pit Lane, D = Time Disallowed

P1		35 J		Zack WESTON		Kawasaki NINJA 400 - NW Racing	
IDEAL LAP TIME : 1:06.472		BEST LAP TIME : 1:06.540		DIFFERENCE : 0.068			
LAP	SECTOR 1	SECTOR 2	LAP TIME	MPH	DIFF	TIME OF DAY	
1 -		30.142	1:10.789	74.04	4.249	14:11:09.610	
2 -	36.396	30.173	1:06.569 (2)	78.73	0.029	14:12:16.179	
3 -	36.780	30.454	1:07.234	77.96	0.694	14:13:23.413	
4 -	36.423	30.117	1:06.540 (1)	78.77		14:14:29.953	
5 -	36.638	30.144	1:06.782	78.48	0.242	14:15:36.735	
6 -	37.114	30.242	1:07.356	77.81	0.816	14:16:44.091	
7 -	36.898	30.111	1:07.009	78.22	0.469	14:17:51.100	
8 -	36.731	30.076	1:06.807	78.45	0.267	14:18:57.907	
9 -	36.839	30.504	1:07.343	77.83	0.803	14:20:05.250	
10 -	36.497	30.175	1:06.672 (3)	78.61	0.132	14:21:11.922	

P2		191 J		Craig DANCE		Kawasaki NINJA 400 - 2 brothers scaffolding	
IDEAL LAP TIME : 1:05.973		BEST LAP TIME : 1:06.195		DIFFERENCE : 0.222			
LAP	SECTOR 1	SECTOR 2	LAP TIME	MPH	DIFF	TIME OF DAY	
1 -		30.250	1:11.325	73.48	5.130	14:11:10.146	
2 -	35.979	30.216	1:06.195 (1)	79.18		14:12:16.341	
3 -	36.344	30.767	1:07.111	78.10	0.916	14:13:23.452	
4 -	36.670	29.994	1:06.664 (2)	78.62	0.469	14:14:30.116	
5 -	36.635	30.152	1:06.787	78.48	0.592	14:15:36.903	
6 -	37.165	30.178	1:07.343	77.83	1.148	14:16:44.246	
7 -	36.521	30.195	1:06.716 (3)	78.56	0.521	14:17:50.962	
8 -	36.632	30.272	1:06.904	78.34	0.709	14:18:57.866	
9 -	36.719	30.602	1:07.321	77.85	1.126	14:20:05.187	
10 -	36.730	30.312	1:07.042	78.18	0.847	14:21:12.229	

P3		1 S		Phil ATKINSON		Kawasaki NINJA 400 - ROSE MOT/Q Oil Treatments	
IDEAL LAP TIME : 1:06.054		BEST LAP TIME : 1:06.185		DIFFERENCE : 0.131			
LAP	SECTOR 1	SECTOR 2	LAP TIME	MPH	DIFF	TIME OF DAY	
1 -		30.302	1:11.777	73.02	5.592	14:11:10.598	
2 -	36.070	30.115	1:06.185 (1)	79.19		14:12:16.783	
3 -	36.295	30.477	1:06.772	78.49	0.587	14:13:23.555	
4 -	36.937	30.127	1:07.064	78.15	0.879	14:14:30.619	
5 -	36.311	29.984	1:06.295 (2)	79.06	0.110	14:15:36.914	
6 -	37.040	30.700	1:07.740	77.37	1.555	14:16:44.654	
7 -	36.519	30.251	1:06.770	78.50	0.585	14:17:51.424	
8 -	36.608	30.299	1:06.907	78.34	0.722	14:18:58.331	
9 -	36.568	31.033	1:07.601	77.53	1.416	14:20:05.932	
10 -	36.194	30.177	1:06.371 (3)	78.97	0.186	14:21:12.303	

P4		34 S		Oliver ARBON		Kawasaki NINJA 400 - tt plumbing and heating	
IDEAL LAP TIME : 1:07.640		BEST LAP TIME : 1:07.640		DIFFERENCE : 0.000			
LAP	SECTOR 1	SECTOR 2	LAP TIME	MPH	DIFF	TIME OF DAY	
1 -		30.655	1:14.142	70.69	6.502	14:11:12.963	
2 -	38.008	30.338	1:08.346	76.69	0.706	14:12:21.309	
3 -	37.640	30.170	1:07.810 (2)	77.29	0.170	14:13:29.119	
4 -	37.655	30.568	1:08.223 (3)	76.83	0.583	14:14:37.342	
5 -	37.597	30.043	1:07.640 (1)	77.49		14:15:44.982	
6 -	38.530	30.671	1:09.201	75.74	1.561	14:16:54.183	
7 -	38.280	30.329	1:08.609	76.39	0.969	14:18:02.792	
8 -	38.339	30.351	1:08.690	76.30	1.050	14:19:11.482	
9 -	38.541	30.172	1:08.713	76.28	1.073	14:20:20.195	
10 -	37.916	30.512	1:08.428	76.60	0.788	14:21:28.623	

BMCRC - MRO Championships 2023 - Rnd 2 @ Pembrey

ACU Team Green Junior Cup & Senior Ninja Series

RACE 15 - SECTOR ANALYSIS



SECTOR 1 = FL to I1, SECTOR 2 = I1 to FL, DIFF = Difference To Personal Best Lap, P = Crossed Finish Line in Pit Lane, D = Time Disallowed

P5 18 J George HIGGINS		Kawasaki NINJA 400 - Aztec Racing				
IDEAL LAP TIME : 1:08.049		BEST LAP TIME : 1:08.049		DIFFERENCE : 0.000		
LAP	SECTOR 1	SECTOR 2	LAP TIME	MPH	DIFF	TIME OF DAY
1 -		31.242	1:14.087	70.74	6.038	14:11:12.908
2 -	37.442	31.296	1:08.738	76.25	0.689	14:12:21.646
3 -	37.522	30.853	1:08.375 (2)	76.65	0.326	14:13:30.021
4 -	37.567	30.865	1:08.432	76.59	0.383	14:14:38.453
5 -	37.358	30.691	1:08.049 (1)	77.02		14:15:46.502
6 -	37.819	30.805	1:08.624	76.38	0.575	14:16:55.126
7 -	37.647	31.078	1:08.725	76.26	0.676	14:18:03.851
8 -	37.479	31.179	1:08.658	76.34	0.609	14:19:12.509
9 -	37.682	30.738	1:08.420 (3)	76.60	0.371	14:20:20.929
10 -	37.448	31.108	1:08.556	76.45	0.507	14:21:29.485

P6 31 J Robbie PARK		Kawasaki NINJA - The Biltong Banter Box				
IDEAL LAP TIME : 1:07.813		BEST LAP TIME : 1:07.847		DIFFERENCE : 0.034		
LAP	SECTOR 1	SECTOR 2	LAP TIME	MPH	DIFF	TIME OF DAY
1 -		30.966	1:13.543	71.27	5.696	14:11:12.364
2 -	37.296	30.917	1:08.213	76.84	0.366	14:12:20.577
3 -	37.223	30.887	1:08.110	76.95	0.263	14:13:28.687
4 -	37.105	30.742	1:07.847 (1)	77.25		14:14:36.534
5 -	37.248	30.755	1:08.003 (3)	77.07	0.156	14:15:44.537
6 -	39.033	31.064	1:10.097	74.77	2.250	14:16:54.634
7 -	37.974	30.708	1:08.682	76.31	0.835	14:18:03.316
8 -	37.863	30.859	1:08.722	76.27	0.875	14:19:12.038
9 -	37.171	30.794	1:07.965 (2)	77.12	0.118	14:20:20.003
10 -	37.491	37.048	1:14.539	70.32	6.692	14:21:34.542

P7 65 S Konrad BREESE		Kawasaki NINJA 300 - STIHL Racing				
IDEAL LAP TIME : 1:08.697		BEST LAP TIME : 1:08.759		DIFFERENCE : 0.062		
LAP	SECTOR 1	SECTOR 2	LAP TIME	MPH	DIFF	TIME OF DAY
1 -		31.688	1:16.451	68.56	7.692	14:11:15.272
2 -	37.836	31.174	1:09.010 (3)	75.95	0.251	14:12:24.282
3 -	38.294	31.160	1:09.454	75.46	0.695	14:13:33.736
4 -	38.327	31.177	1:09.504	75.41	0.745	14:14:43.240
5 -	38.152	31.137	1:09.289	75.64	0.530	14:15:52.529
6 -	38.869	31.672	1:10.541	74.30	1.782	14:17:03.070
7 -	38.113	30.944	1:09.057	75.90	0.298	14:18:12.127
8 -	37.830	31.162	1:08.992 (2)	75.97	0.233	14:19:21.119
9 -	37.753	31.006	1:08.759 (1)	76.23		14:20:29.878
10 -	38.726	31.490	1:10.216	74.64	1.457	14:21:40.094

P8 27 S Ben BROWN		Kawasaki NINJA - Hunts Motorcycles				
IDEAL LAP TIME : 1:08.826		BEST LAP TIME : 1:09.217		DIFFERENCE : 0.391		
LAP	SECTOR 1	SECTOR 2	LAP TIME	MPH	DIFF	TIME OF DAY
1 -		31.267	1:15.507	69.41	6.290	14:11:14.328
2 -	38.554	31.484	1:10.038	74.83	0.821	14:12:24.366
3 -	38.091	31.432	1:09.523	75.39	0.306	14:13:33.889
4 -	37.825	31.392	1:09.217 (1)	75.72		14:14:43.106
5 -	38.516	31.155	1:09.671	75.23	0.454	14:15:52.777
6 -	38.947	31.346	1:10.293	74.56	1.076	14:17:03.070
7 -	37.945	31.323	1:09.268 (2)	75.67	0.051	14:18:12.338
8 -	37.977	31.306	1:09.283 (3)	75.65	0.066	14:19:21.621
9 -	37.846	31.498	1:09.344	75.58	0.127	14:20:30.965
10 -	38.388	31.001	1:09.389	75.53	0.172	14:21:40.354

BMCRC - MRO Championships 2023 - Rnd 2 @ Pembrey

ACU Team Green Junior Cup & Senior Ninja Series

RACE 15 - SECTOR ANALYSIS



SECTOR 1 = FL to I1, SECTOR 2 = I1 to FL, DIFF = Difference To Personal Best Lap, P = Crossed Finish Line in Pit Lane, D = Time Disallowed

P9 45 J		Marley MACKENZIE		Kawasaki NINJA - Kirkcaldy Kawasaki, ELPM		
IDEAL LAP TIME : 1:08.751		BEST LAP TIME : 1:08.853		DIFFERENCE : 0.102		
LAP	SECTOR 1	SECTOR 2	LAP TIME	MPH	DIFF	TIME OF DAY
1 -		31.693	1:17.253	67.84	8.400	14:11:16.074
2 -	38.408	31.199	1:09.607	75.30	0.754	14:12:25.681
3 -	38.278	31.551	1:09.829	75.06	0.976	14:13:35.510
4 -	37.839	31.135	1:08.974 (2)	75.99	0.121	14:14:44.484
5 -	38.006	31.267	1:09.273	75.66	0.420	14:15:53.757
6 -	38.183	31.462	1:09.645	75.26	0.792	14:17:03.402
7 -	38.300	30.947	1:09.247 (3)	75.69	0.394	14:18:12.649
8 -	38.652	31.114	1:09.766	75.13	0.913	14:19:22.415
9 -	37.941	30.912	1:08.853 (1)	76.12		14:20:31.268
10 -	38.776	31.234	1:10.010	74.86	1.157	14:21:41.278

P10 277 S		Richard HAYWARD		Kawasaki EX300 - GForce/Hayward R Ltd/SnapOn		
IDEAL LAP TIME : 1:08.810		BEST LAP TIME : 1:09.077		DIFFERENCE : 0.267		
LAP	SECTOR 1	SECTOR 2	LAP TIME	MPH	DIFF	TIME OF DAY
1 -		31.852	1:16.745	68.29	7.668	14:11:15.566
2 -	38.071	31.499	1:09.570	75.34	0.493	14:12:25.136
3 -	38.029	31.449	1:09.478	75.44	0.401	14:13:34.614
4 -	37.768	31.405	1:09.173 (3)	75.77	0.096	14:14:43.787
5 -	37.957	31.213	1:09.170 (2)	75.77	0.093	14:15:52.957
6 -	38.061	31.876	1:09.937	74.94	0.860	14:17:02.894
7 -	38.556	31.046	1:09.602	75.30	0.525	14:18:12.496
8 -	39.033	31.186	1:10.219	74.64	1.142	14:19:22.715
9 -	37.764	31.313	1:09.077 (1)	75.88		14:20:31.792
10 -	38.412	31.201	1:09.613	75.29	0.536	14:21:41.405

P11 77 S		Joe WHITE		Kawasaki NINJA 400 - Just In Graphics /MZ CONTRACTS/ Silver		
IDEAL LAP TIME : 1:09.433		BEST LAP TIME : 1:09.433		DIFFERENCE : 0.000		
LAP	SECTOR 1	SECTOR 2	LAP TIME	MPH	DIFF	TIME OF DAY
1 -		31.273	1:15.366	69.54	5.933	14:11:14.187
2 -	39.087	31.260	1:10.347	74.51	0.914	14:12:24.534
3 -	39.221	31.615	1:10.836	73.99	1.403	14:13:35.370
4 -	38.952	31.310	1:10.262	74.60	0.829	14:14:45.632
5 -	38.985	31.229	1:10.214	74.65	0.781	14:15:55.846
6 -	38.952	31.303	1:10.255	74.60	0.822	14:17:06.101
7 -	38.355	31.078	1:09.433 (1)	75.49		14:18:15.534
8 -	38.663	31.290	1:09.953 (2)	74.93	0.520	14:19:25.487
9 -	39.074	31.084	1:10.158 (3)	74.71	0.725	14:20:35.645
10 -	38.728	31.731	1:10.459	74.39	1.026	14:21:46.104

P12 0 J		Jack NEWTON		Kawasaki NINJA 400 -		
IDEAL LAP TIME : 1:10.218		BEST LAP TIME : 1:10.218		DIFFERENCE : 0.000		
LAP	SECTOR 1	SECTOR 2	LAP TIME	MPH	DIFF	TIME OF DAY
1 -		32.453	1:19.403	66.01	9.185	14:11:18.224
2 -	39.634	32.428	1:12.062	72.73	1.844	14:12:30.286
3 -	40.043	32.167	1:12.210	72.58	1.992	14:13:42.496
4 -	39.344	31.919	1:11.263	73.55	1.045	14:14:53.759
5 -	39.506	31.835	1:11.341	73.47	1.123	14:16:05.100
6 -	39.038	32.275	1:11.313	73.50	1.095	14:17:16.413
7 -	38.957	32.372	1:11.329	73.48	1.111	14:18:27.742
8 -	38.790	31.428	1:10.218 (1)	74.64		14:19:37.960
9 -	39.073	31.521	1:10.594 (2)	74.24	0.376	14:20:48.554
10 -	38.952	32.064	1:11.016 (3)	73.80	0.798	14:21:59.570

BMCRC - MRO Championships 2023 - Rnd 2 @ Pembrey

ACU Team Green Junior Cup & Senior Ninja Series

RACE 15 - SECTOR ANALYSIS



SECTOR 1 = FL to I1, SECTOR 2 = I1 to FL, DIFF = Difference To Personal Best Lap, P = Crossed Finish Line in Pit Lane, D = Time Disallowed

P13 49 J		Ralph CROFT		Kawasaki NINJA 300 -			
IDEAL LAP TIME : 1:10.265		BEST LAP TIME : 1:10.265		DIFFERENCE : 0.000			
LAP	SECTOR 1	SECTOR 2	LAP TIME	MPH	DIFF	TIME OF DAY	
1 -		32.724	1:19.814	65.67	9.549	14:11:18.635	
2 -	39.850	32.200	1:12.050	72.74	1.785	14:12:30.685	
3 -	39.359	32.284	1:11.643	73.16	1.378	14:13:42.328	
4 -	39.613	31.961	1:11.574	73.23	1.309	14:14:53.902	
5 -	39.023	31.971	1:10.994 (3)	73.83	0.729	14:16:04.896	
6 -	39.004	32.311	1:11.315	73.49	1.050	14:17:16.211	
7 -	38.800	32.604	1:11.404	73.40	1.139	14:18:27.615	
8 -	39.078	31.908	1:10.986 (2)	73.83	0.721	14:19:38.601	
9 -	38.632	31.633	1:10.265 (1)	74.59		14:20:48.866	
10 -	39.236	31.763	1:10.999	73.82	0.734	14:21:59.865	

P14 400 S		Stuart THURTLÉ		Kawasaki NINJA 400 - TeamTortoise Racing			
IDEAL LAP TIME : 1:12.380		BEST LAP TIME : 1:12.548		DIFFERENCE : 0.168			
LAP	SECTOR 1	SECTOR 2	LAP TIME	MPH	DIFF	TIME OF DAY	
1 -		32.496	1:20.200	65.35	7.652	14:11:19.021	
2 -	40.206	32.499	1:12.705 (2)	72.09	0.157	14:12:31.726	
3 -	40.385	32.766	1:13.151	71.65	0.603	14:13:44.877	
4 -	40.350	32.687	1:13.037	71.76	0.489	14:14:57.914	
5 -	40.563	32.648	1:13.211	71.59	0.663	14:16:11.125	
6 -	39.884	32.664	1:12.548 (1)	72.25		14:17:23.673	
7 -	40.751	32.559	1:13.310	71.49	0.762	14:18:36.983	
8 -	40.001	32.881	1:12.882 (3)	71.91	0.334	14:19:49.865	
9 -	40.423	32.546	1:12.969	71.83	0.421	14:21:02.834	
10 -	39.987	32.902	1:12.889	71.91	0.341	14:22:15.723	

P15 10 S		Mike BRUNSDON		Kawasaki NINJA 400 - Quad Bikes Wales			
IDEAL LAP TIME : 1:11.704		BEST LAP TIME : 1:11.799		DIFFERENCE : 0.095			
LAP	SECTOR 1	SECTOR 2	LAP TIME	MPH	DIFF	TIME OF DAY	
1 -		32.726	1:19.274	66.11	7.475	14:11:18.095	
2 -	39.982	33.160	1:13.142	71.66	1.343	14:12:31.237	
3 -	39.606	32.465	1:12.071 (3)	72.72	0.272	14:13:43.308	
4 -	39.397	32.402	1:11.799 (1)	73.00		14:14:55.107	
5 -	39.487	32.928	1:12.415	72.38	0.616	14:16:07.522	
6 -	39.624	32.489	1:12.113	72.68	0.314	14:17:19.635	
7 -	39.302	32.623	1:11.925 (2)	72.87	0.126	14:18:31.560	
8 -	39.559	32.615	1:12.174	72.62	0.375	14:19:43.734	
9 -	39.584	32.739	1:12.323	72.47	0.524	14:20:56.057	
10 -	40.672	36.357	1:17.029	68.04	5.230	14:22:13.086	

P16 12 J		Kees RAMSEY		Kawasaki NINJA 400 -			
IDEAL LAP TIME : 1:13.454		BEST LAP TIME : 1:13.454		DIFFERENCE : 0.000			
LAP	SECTOR 1	SECTOR 2	LAP TIME	MPH	DIFF	TIME OF DAY	
1 -		33.316	1:22.654	63.41	9.200	14:11:21.475	
2 -	43.588	33.335	1:16.923	68.14	3.469	14:12:38.398	
3 -	41.059	33.359	1:14.418 (3)	70.43	0.964	14:13:52.816	
4 -	41.409	33.226	1:14.635	70.22	1.181	14:15:07.451	
5 -	42.710	33.073	1:15.783	69.16	2.329	14:16:23.234	
6 -	41.494	33.010	1:14.504	70.35	1.050	14:17:37.738	
7 -	40.825	33.129	1:13.954 (2)	70.87	0.500	14:18:51.692	
8 -	41.360	33.230	1:14.590	70.27	1.136	14:20:06.282	
9 -	40.736	32.718	1:13.454 (1)	71.35		14:21:19.736	

BMCRC - MRO Championships 2023 - Rnd 2 @ Pembrey

ACU Team Green Junior Cup & Senior Ninja Series

RACE 15 - SECTOR ANALYSIS



SECTOR 1 = FL to I1, SECTOR 2 = I1 to FL, DIFF = Difference To Personal Best Lap, P = Crossed Finish Line in Pit Lane, D = Time Disallowed

P17 33 J Patrick KLINGE		Kawasaki NINJA 300 - Klingklong Racing				
IDEAL LAP TIME : 1:13.513		BEST LAP TIME : 1:13.949		DIFFERENCE : 0.436		
LAP	SECTOR 1	SECTOR 2	LAP TIME	MPH	DIFF	TIME OF DAY
1 -		33.795	1:24.220	62.23	10.271	14:11:23.041
2 -	42.579	33.361	1:15.940	69.02	1.991	14:12:38.981
3 -	41.372	32.878	1:14.250	70.59	0.301	14:13:53.231
4 -	41.502	33.160	1:14.662	70.20	0.713	14:15:07.893
5 -	41.802	33.204	1:15.006	69.88	1.057	14:16:22.899
6 -	41.259	32.944	1:14.203 (3)	70.63	0.254	14:17:37.102
7 -	41.072	33.120	1:14.192 (2)	70.64	0.243	14:18:51.294
8 -	41.366	33.260	1:14.626	70.23	0.677	14:20:05.920
9 -	40.635	33.314	1:13.949 (1)	70.88		14:21:19.869

P18 4 S Nigel FRANKLIN		Kawasaki NINJA - Jane Franklin				
IDEAL LAP TIME : 1:15.346		BEST LAP TIME : 1:15.521		DIFFERENCE : 0.175		
LAP	SECTOR 1	SECTOR 2	LAP TIME	MPH	DIFF	TIME OF DAY
1 -		33.508	1:22.501	63.53	6.980	14:11:21.322
2 -	43.482	34.710	1:18.192	67.03	2.671	14:12:39.514
3 -	43.309	33.148	1:16.457	68.55	0.936	14:13:55.971
4 -	42.198	33.323	1:15.521 (1)	69.40		14:15:11.492
5 -	43.422	33.379	1:16.801	68.24	1.280	14:16:28.293
6 -	43.479	33.287	1:16.766	68.28	1.245	14:17:45.059
7 -	42.451	33.629	1:16.080	68.89	0.559	14:19:01.139
8 -	42.294	33.329	1:15.623 (2)	69.31	0.102	14:20:16.762
9 -	42.207	33.738	1:15.945 (3)	69.01	0.424	14:21:32.707

P19 16 J Aleisha LAYTON		Kawasaki NINJA 300 -				
IDEAL LAP TIME : 1:16.087		BEST LAP TIME : 1:16.457		DIFFERENCE : 0.370		
LAP	SECTOR 1	SECTOR 2	LAP TIME	MPH	DIFF	TIME OF DAY
1 -		35.742	1:26.910	60.31	10.453	14:11:25.731
2 -	43.322	34.794	1:18.116	67.10	1.659	14:12:43.847
3 -	43.072	34.677	1:17.749	67.41	1.292	14:14:01.596
4 -	43.251	34.434	1:17.685	67.47	1.228	14:15:19.281
5 -	43.278	34.661	1:17.939	67.25	1.482	14:16:37.220
6 -	43.318	34.042	1:17.360	67.75	0.903	14:17:54.580
7 -	42.398	34.738	1:17.136 (3)	67.95	0.679	14:19:11.716
8 -	42.170	34.828	1:16.998 (2)	68.07	0.541	14:20:28.714
9 -	42.045	34.412	1:16.457 (1)	68.55		14:21:45.171

P20 73 S Jemma HANNAFORD		Kawasaki NINJA 300 -				
IDEAL LAP TIME : 1:15.043		BEST LAP TIME : 1:15.057		DIFFERENCE : 0.014		
LAP	SECTOR 1	SECTOR 2	LAP TIME	MPH	DIFF	TIME OF DAY
1 -		34.116	1:24.316	62.16	9.259	14:11:23.137
2 -	42.863	33.654	1:16.517	68.50	1.460	14:12:39.654
3 -	41.904	33.407	1:15.311 (2)	69.59	0.254	14:13:54.965
4 -	42.159	33.842	1:16.001	68.96	0.944	14:15:10.966
5 -	42.453	33.583	1:16.036	68.93	0.979	14:16:27.002
6 -	41.744	33.710	1:15.454 (3)	69.46	0.397	14:17:42.456
7 -	41.758	33.299	1:15.057 (1)	69.83		14:18:57.513
8 -	42.658	33.608	1:16.266	68.72	1.209	14:20:13.779

P21 99 S Jack WOLFF		Kawasaki NINJA 300 - Nym Technologies Racing				
IDEAL LAP TIME : 1:09.773		BEST LAP TIME : 1:09.866		DIFFERENCE : 0.093		
LAP	SECTOR 1	SECTOR 2	LAP TIME	MPH	DIFF	TIME OF DAY
1 -		31.681	1:16.248	68.74	6.382	14:11:15.069
2 -	38.405	31.793	1:10.198 (2)	74.66	0.332	14:12:25.267
3 -	38.969	31.401	1:10.370 (3)	74.48	0.504	14:13:35.637
4 -	38.498	31.368	1:09.866 (1)	75.02		14:14:45.503

BMCRC - MRO Championships 2023 - Rnd 2 @ Pembrey

ACU Team Green Junior Cup & Senior Ninja Series

RACE 15 - BEST SECTORS

SECTOR 1			SECTOR 2			IDEAL / BEST COMPARISON						
POS	NO	NAME	TIME	NO	NAME	TIME	POS	NO	NAME	IDEAL	BEST	DIFF
									PERFECT LAP	1:05.963		
1	191	DANCE	35.979	1	ATKINSON	29.984	1	191	DANCE	1:05.973	1:06.195	0.222
2	1	ATKINSON	36.070	191	DANCE	29.994	2	1	ATKINSON	1:06.054	1:06.185	0.131
3	35	WESTON	36.396	34	ARBON	30.043	3	35	WESTON	1:06.472	1:06.540	0.068
4	31	PARK	37.105	35	WESTON	30.076	4	34	ARBON	1:07.640	1:07.640	0.000
5	18	HIGGINS	37.358	18	HIGGINS	30.691	5	31	PARK	1:07.813	1:07.847	0.034
6	34	ARBON	37.597	31	PARK	30.708	6	18	HIGGINS	1:08.049	1:08.049	0.000
7	65	BREESE	37.753	45	MACKENZIE	30.912	7	65	BREESE	1:08.697	1:08.759	0.062
8	277	HAYWARD	37.764	65	BREESE	30.944	8	45	MACKENZIE	1:08.751	1:08.853	0.102
9	27	BROWN	37.825	27	BROWN	31.001	9	277	HAYWARD	1:08.810	1:09.077	0.267
10	45	MACKENZIE	37.839	277	HAYWARD	31.046	10	27	BROWN	1:08.826	1:09.217	0.391
11	77	WHITE	38.355	77	WHITE	31.078	11	77	WHITE	1:09.433	1:09.433	0.000
12	99	WOLFF	38.405	99	WOLFF	31.368	12	99	WOLFF	1:09.773	1:09.866	0.093
13	49	CROFT	38.632	0	NEWTON	31.428	13	0	NEWTON	1:10.218	1:10.218	0.000
14	0	NEWTON	38.790	49	CROFT	31.633	14	49	CROFT	1:10.265	1:10.265	0.000
15	10	BRUNSDON	39.302	10	BRUNSDON	32.402	15	10	BRUNSDON	1:11.704	1:11.799	0.095
16	400	THURTL	39.884	400	THURTL	32.496	16	400	THURTL	1:12.380	1:12.548	0.168
17	33	KLINGE	40.635	12	RAMSEY	32.718	17	12	RAMSEY	1:13.454	1:13.454	0.000
18	12	RAMSEY	40.736	33	KLINGE	32.878	18	33	KLINGE	1:13.513	1:13.949	0.436
19	73	HANNAFORD	41.744	4	FRANKLIN	33.148	19	73	HANNAFORD	1:15.043	1:15.057	0.014
20	16	LAYTON	42.045	73	HANNAFORD	33.299	20	4	FRANKLIN	1:15.346	1:15.521	0.175
21	4	FRANKLIN	42.198	16	LAYTON	34.042	21	16	LAYTON	1:16.087	1:16.457	0.370

BMCRC - MRO Championships 2023 - Rnd 2 @ Pembrey

ACU Team Green Junior Cup & Senior Ninja Series

RACE 15 - STATISTICS

Competitors Started 21
Planned Start 2023-04-09 @ 14:40:00.000
Actual Start 2023-04-09 @ 14:09:58.820
Finish Time 2023-04-09 @ 14:21:11.921
Track Length 1.4560mi.
Total Laps 198
Total Distance Covered 288.2880mi.

Session Fastest Lap History

NO	CL	NAME	LAP TIME	TIME OF DAY	LAP	VEHICLE
35	J	Zack WESTON	1:06.569	14:12:16.198	2	Kawasaki NINJA 400
191	J	Craig DANCE	1:06.195	14:12:16.317	2	Kawasaki NINJA 400
1	S	Phil ATKINSON	1:06.185	14:12:16.795	2	Kawasaki NINJA 400

Session Leader History

NO	CL	NAME	FROM LAP	LAPS LED	DISTANCE	VEHICLE
35	J	Zack WESTON	1	6	8.73 miles	Kawasaki NINJA 400
191	J	Craig DANCE	7	3	4.36 miles	Kawasaki NINJA 400
35	J	Zack WESTON	10	1	1.45 miles	Kawasaki NINJA 400

Flag History

TYPE	TIME OF DAY
GREEN	14:09:58.820
FINISH	14:21:11.921

Flag Statistics

TYPE	COUNT	TOTAL LAPS	TOTAL TIME
Green	1	10	13:25.641
Red	0	0	0.000
Safety Car	0	0	0.000
FCY	0	0	0.000

BMCRC - MRO Championships 2023 - Rnd 2 @ Pembrey

ACU Team Green Junior Cup & Senior Ninja Series

RACE 15 - STATISTICS

CLASS : S

11 Starters

Fastest Lap History

NO	NAME	LAP TIME	TIME OF DAY	LAP	VEHICLE
1	Phil ATKINSON	1:06.185	14:12:16.795	2	Kawasaki NINJA 400

Leader History

NO	NAME	FROM LAP	LAPS LED	DISTANCE	VEHICLE
1	Phil ATKINSON	1	10	14.56 miles	Kawasaki NINJA 400

BMCRC - MRO Championships 2023 - Rnd 2 @ Pembrey

ACU Team Green Junior Cup & Senior Ninja Series

RACE 15 - STATISTICS

CLASS : J

10 Starters

Fastest Lap History

NO	NAME	LAP TIME	TIME OF DAY	LAP	VEHICLE
35	Zack WESTON	1:06.569	14:12:16.198	2	Kawasaki NINJA 400
191	Craig DANCE	1:06.195	14:12:16.317	2	Kawasaki NINJA 400

Leader History

NO	NAME	FROM LAP	LAPS LED	DISTANCE	VEHICLE
35	Zack WESTON	1	6	8.73 miles	Kawasaki NINJA 400
191	Craig DANCE	7	3	4.36 miles	Kawasaki NINJA 400
35	Zack WESTON	10	1	1.45 miles	Kawasaki NINJA 400



REACTIVE PARTS MRO POWERBIKES inc CIGMA RACING CLUBMAN 1000



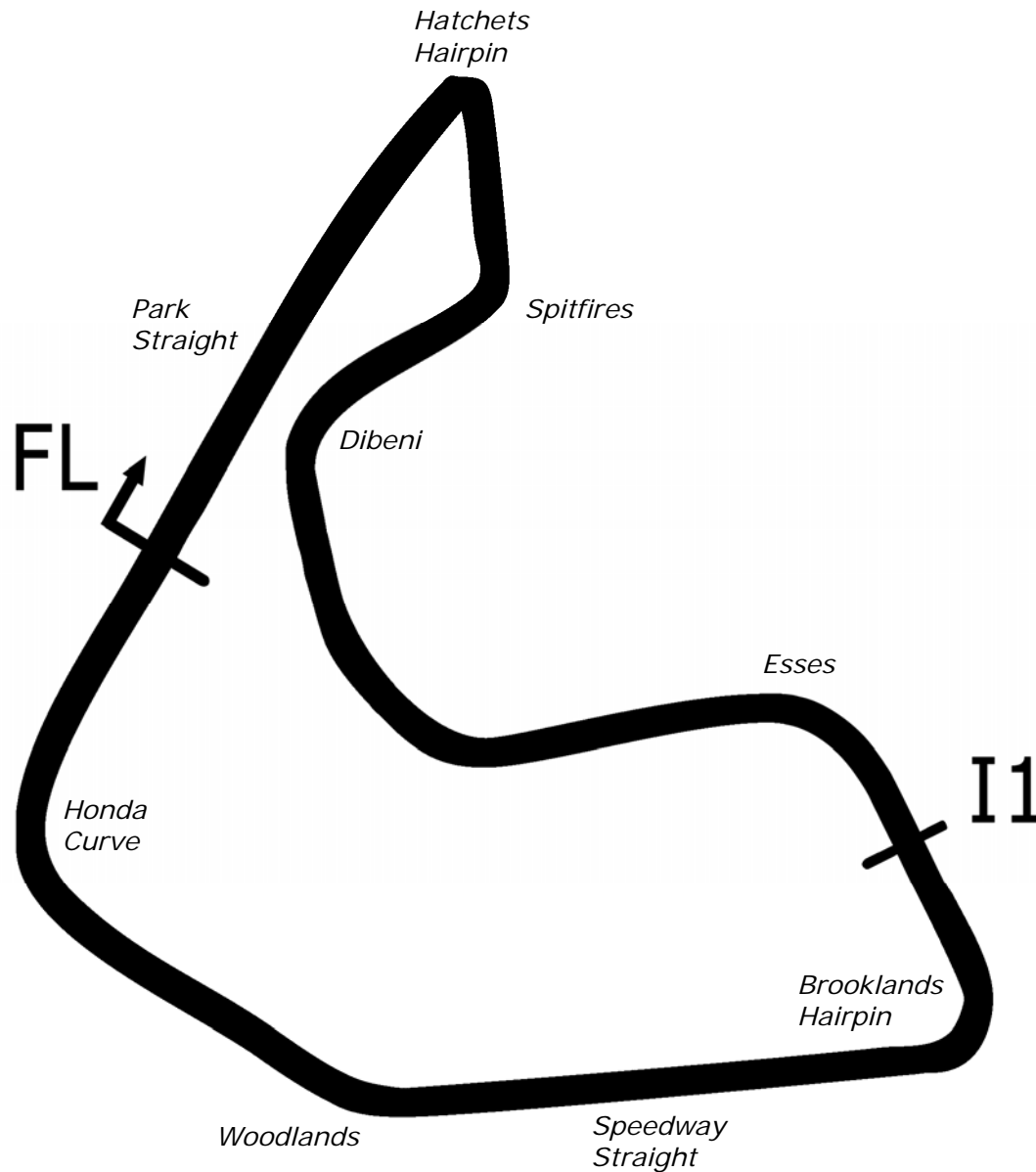
BMCRC-MRO Championships - Round 2
Pembrey
8th / 9th April 2023



Timing & Results Provided by Timing Solutions Ltd

www.tsl-timing.com

Pembrey National



Length	1.4560 miles	2343.2 m	
FL		51.70587 N	4.32386 W
I1	1223m	51.70430 N	4.31667 W
Pit Entry	2067m	51.70391 N	4.32452 W
Pit Exit	100m after FL	51.70664 N	4.32301 W
Pit Entry–Pit Exit	337m, 24.3s @50kph,	20.2s @60kph	

All results available at www.tsl-timing.com



BMCRC - MRO Championships 2023 - Rnd 2 @ Pembrey

Reactive Parts MRO Powerbikes inc Clubman 1000 & Thunderbike Ultra QUALIFYING - CLASSIFICATION



POS	NO	CL	PIC NAME	ENTRY	TIME	ON	LAPS	GAP	DIFF	MPH
1	48		1 Nicky WILSON	Suzuki GSXR 1000 - Demon GP/Haslemere Motorcycle	59.870	7	8			87.54
2	21		2 Jack CROUCHER	Kawasaki ZX10R - Trendy lofts	1:00.920	11	12	1.050	1.050	86.04
3	53		3 Seamus McGLYNN	Yamaha R1 - S and d build and design Ltd	1:01.031	4	11	1.161	0.111	85.88
4	37	C	1 Clayton GROVER	Yamaha R1 - Grover stunts	1:02.012	4	9	2.142	0.981	84.52
5	800	U	1 Morgan CREASEY	Suzuki GSXR 1000 K7 - Warics Ltd	1:02.259	7	11	2.389	0.247	84.19
6	138		4 Michael BLANK	Yamaha R1 - Foxcote Fire Systems	1:02.383	3	9	2.513	0.124	84.02
7	17		5 Phil BAKER	BMW S1000RR - Ashford Accident Repair Centre	1:02.546	7	12	2.676	0.163	83.80
8	9		6 Shaun HENNESSY	Honda FIREBLADE - Turbary Carp Lakes Somerset	1:02.808	5	7	2.938	0.262	83.45
9	224	C	2 Lee HEALEY	Suzuki GSXR 1000R - Wilvin UK Ltd / Uniq3 Projects Li	1:02.815	10	12	2.945	0.007	83.44
10	5	U	2 Stacey KILLWORTH	Suzuki GSXR 1000 - Greenplant/Everns	1:03.016	7	12	3.146	0.201	83.17
11	29	U	3 Cecil DINSMORE	Suzuki GSXR 1000 - KnC Motorsport	1:03.027	7	8	3.157	0.011	83.16
12	40		7 Charles HARDISTY	Yamaha YZF R1 - Kaymac/gatc	1:03.404	11	12	3.534	0.377	82.66
13	102	U	4 James FEARN	Suzuki GSXR1000 - Mark Wilby plumbing	1:03.450	10	10	3.580	0.046	82.60
14	91	C	3 Chris TAYLOR	BMW S1000RR - Cam Civils and Landscaping LTD	1:03.563	7	8	3.693	0.113	82.46
15	78	U	5 Jamie THOMAS	Suzuki GSXR 1000 - Team RubyRacing DART Motorsp	1:03.570	5	10	3.700	0.007	82.45
16	7	C	4 Seb JENKINS	Suzuki GSX-R 1000 K6 - Long hours and hard graft	1:03.584	8	11	3.714	0.014	82.43
17	40	U	7 Malcolm BATE	Suzuki GSXR1000 - Hartjay	1:04.432	8	11	4.562	0.848	81.35
18	82	U	8 Matt HINNELLS	Yamaha R1 - BD Racing	1:04.540	7	11	4.670	0.108	81.21
19	281	C	5 Daniel FARLEY	Suzuki GSXR - F-TECH FIRE & ELECTRICAL LTD	1:04.825	11	11	4.955	0.285	80.85
20	46	U	9 Simon GATES	Yamaha YZF R1 - Canine Plus	1:04.884	5	10	5.014	0.059	80.78
21	20	U	10 Connor SWYER	Suzuki GSXR 1000 K6 - WSC Performance & lleithyr fan	1:04.885	9	11	5.015	0.001	80.78
22	184	C	6 Martyn DELLOW	Suzuki GSXR1000 - Kirdford Shotblasting	1:04.904	11	11	5.034	0.019	80.75
23	30	C	7 Alex PENRICE	Yamaha R1 - AP Motorcycles	1:05.081	10	11	5.211	0.177	80.53
24	63		8 Matthew WREN	Suzuki GSXR - TBR performance	1:05.706	9	10	5.836	0.625	79.77
25	333		9 Andrew HOUGHTON	BMW S1000RR - Bahnstomer BMW	1:05.724	8	11	5.854	0.018	79.75
26	8	U	12 Dave SAUNDERS	Suzuki GSXR1000 - Mum/Dad/JW MOT/Parks Utility	1:05.873	11	11	6.003	0.149	79.57
27	59	U	13 Hayden RUSHTON	Ducati 999 -	1:05.900	5	6	6.030	0.027	79.53
28	19	U	14 Tyler DONOVAN	Kawasaki ZX10R - Tinder Corp	1:06.123	5	6	6.253	0.223	79.27
29	24	U	15 Mark REYNOLDS	Yamaha R1 4C8 -	1:08.074	5	11	8.204	1.951	76.99
30	21	U	16 Danny BRENNAN	Suzuki GSXR 1000 -	1:10.590	6	7	10.720	2.516	74.25
31	45	U	17 Chad HASHMI	Suzuki GSXR1000 -	1:18.981	6	6	19.111	8.391	66.36

Weather / Track : Bright / Dry

These results are provisional until the conclusion of any judicial and technical matters.

Pembrey National: 1.4560 miles

Date: 08/04/2023 Start: 10:02 Finish: 10:14

Clerk Of Course :	Stewards :	Timekeeper : Sarah Evans
-------------------	------------	--------------------------

Results can be found at www.tsl-timing.com

Printed - 10:16 Saturday, 08 April 2023



BMCRC - MRO Championships 2023 - Rnd 2 @ Pembrey

Reactive Parts MRO Powerbikes inc Clubman 1000 & Thunderbike Ultra

QUALIFYING - SECTOR ANALYSIS



SECTOR 1 = FL to I1, SECTOR 2 = I1 to FL, DIFF = Difference To Personal Best Lap, P = Crossed Finish Line in Pit Lane, D = Time Disallowed

P1 48		Nicky WILSON		Suzuki GSXR 1000 - Demon GP/Haslemere Motorcycles			
IDEAL LAP TIME : 59.870		BEST LAP TIME : 59.870		DIFFERENCE : 0.000			
LAP	SECTOR 1	SECTOR 2	LAP TIME	MPH	DIFF	TIME OF DAY	
1 -	38.216	27.563	1:05.779	79.68	5.909	10:03:13.855	
2 -	35.865	26.626	1:02.491	83.87	2.621	10:04:16.346	
3 -	33.913	26.948	1:00.861	86.12	0.991	10:05:17.207	
4 -	33.584	26.817	1:00.401 (3)	86.78	0.531	10:06:17.608	
5 -	35.087	27.032	1:02.119	84.37	2.249	10:07:19.727	
6 -	33.721	26.641	1:00.362 (2)	86.83	0.492	10:08:20.089	
7 -	33.442	26.428	59.870 (1)	87.54		10:09:19.959	
8 -	34.792	IN PIT	1:25.187 P	61.53	25.317	10:10:45.146	

P2 21		Jack CROUCHER		Kawasaki ZX10R - Trendy lofts			
IDEAL LAP TIME : 1:00.590		BEST LAP TIME : 1:00.920		DIFFERENCE : 0.330			
LAP	SECTOR 1	SECTOR 2	LAP TIME	MPH	DIFF	TIME OF DAY	
1 -	39.034	28.262	1:07.296	77.88	6.376	10:03:58.426	
2 -	35.881	27.088	1:02.969	83.24	2.049	10:05:01.395	
3 -	35.298	26.989	1:02.287	84.15	1.367	10:06:03.682	
4 -	35.747	26.712	1:02.459	83.92	1.539	10:07:06.141	
5 -	34.878	27.327	1:02.205	84.26	1.285	10:08:08.346	
6 -	34.678	26.692	1:01.370	85.40	0.450	10:09:09.716	
7 -	36.454	29.440	1:05.894	79.54	4.974	10:10:15.610	
8 -	36.410	28.924	1:05.334	80.22	4.414	10:11:20.944	
9 -	38.050	26.967	1:05.017	80.61	4.097	10:12:25.961	
10 -	34.484	26.817	1:01.301 (3)	85.50	0.381	10:13:27.262	
11 -	34.455	26.465	1:00.920 (1)	86.04		10:14:28.182	
12 -	34.125	26.993	1:01.118 (2)	85.76	0.198	10:15:29.300	

P3 53		Seamus McGLYNN		Yamaha R1 - S and d build and design Ltd			
IDEAL LAP TIME : 1:01.031		BEST LAP TIME : 1:01.031		DIFFERENCE : 0.000			
LAP	SECTOR 1	SECTOR 2	LAP TIME	MPH	DIFF	TIME OF DAY	
1 -	36.911	26.960	1:03.871	82.06	2.840	10:03:11.818	
2 -	34.549	26.999	1:01.548 (2)	85.16	0.517	10:04:13.366	
3 -	35.072	27.978	1:03.050	83.13	2.019	10:05:16.416	
4 -	34.244	26.787	1:01.031 (1)	85.88		10:06:17.447	
5 -	35.085	28.154	1:03.239	82.88	2.208	10:07:20.686	
6 -	34.852	27.020	1:01.872	84.71	0.841	10:08:22.558	
7 -	34.421	27.153	1:01.574 (3)	85.12	0.543	10:09:24.132	
8 -	36.797	IN PIT	2:12.464 P	39.56	1:11.433	10:11:36.596	
9 -		27.284	1:11.170	73.64	10.139	10:12:47.766	
10 -	35.372	29.244	1:04.616	81.11	3.585	10:13:52.382	
11 -	34.944	27.975	1:02.919	83.30	1.888	10:14:55.301	

P4 37 C		Clayton GROVER		Yamaha R1 - Grover stunts			
IDEAL LAP TIME : 1:01.890		BEST LAP TIME : 1:02.012		DIFFERENCE : 0.122			
LAP	SECTOR 1	SECTOR 2	LAP TIME	MPH	DIFF	TIME OF DAY	
1 -	37.920	27.847	1:05.767	79.69	3.755	10:03:14.392	
2 -	35.760	27.308	1:03.068	83.11	1.056	10:04:17.460	
3 -	34.582	27.654	1:02.236 (2)	84.22	0.224	10:05:19.696	
4 -	34.678	27.334	1:02.012 (1)	84.52		10:06:21.708	
5 -	36.891	28.026	1:04.917	80.74	2.905	10:07:26.625	
6 -	35.294	27.407	1:02.701 (3)	83.59	0.689	10:08:29.326	
7 -	36.148	29.151	1:05.299	80.27	3.287	10:09:34.625	
8 -	37.656	28.332	1:05.988	79.43	3.976	10:10:40.613	
9 -	47.180	IN PIT	1:40.255 P	52.28	38.243	10:12:20.868	

BMCRC - MRO Championships 2023 - Rnd 2 @ Pembrey

Reactive Parts MRO Powerbikes inc Clubman 1000 & Thunderbike Ultra

QUALIFYING - SECTOR ANALYSIS



SECTOR 1 = FL to I1, SECTOR 2 = I1 to FL, DIFF = Difference To Personal Best Lap, P = Crossed Finish Line in Pit Lane, D = Time Disallowed

P5		800 U		Morgan CREASEY		Suzuki GSXR 1000 K7 - Warics Ltd	
IDEAL LAP TIME : 1:02.163		BEST LAP TIME : 1:02.259		DIFFERENCE : 0.096			
LAP	SECTOR 1	SECTOR 2	LAP TIME	MPH	DIFF	TIME OF DAY	
1 -	38.860	29.312	1:08.172	76.88	5.913	10:03:31.030	
2 -	37.261	28.493	1:05.754	79.71	3.495	10:04:36.784	
3 -	35.311	27.977	1:03.288	82.82	1.029	10:05:40.072	
4 -	36.100	27.822	1:03.922	81.99	1.663	10:06:43.994	
5 -	35.476	27.791	1:03.267	82.84	1.008	10:07:47.261	
6 -	35.466	28.522	1:03.988	81.91	1.729	10:08:51.249	
7 -	35.031	27.228	1:02.259 (1)	84.19		10:09:53.508	
8 -	43.669	30.679	1:14.348	70.50	12.089	10:11:07.856	
9 -	35.330	27.765	1:03.095 (3)	83.07	0.836	10:12:10.951	
10 -	34.935	27.489	1:02.424 (2)	83.96	0.165	10:13:13.375	
11 -	51.546	36.446	1:27.992	59.56	25.733	10:14:41.367	

P6		138		Michael BLANK		Yamaha R1 - Foxcote Fire Systems	
IDEAL LAP TIME : 1:01.979		BEST LAP TIME : 1:02.383		DIFFERENCE : 0.404			
LAP	SECTOR 1	SECTOR 2	LAP TIME	MPH	DIFF	TIME OF DAY	
1 -	42.500	29.621	1:12.121	72.67	9.738	10:03:23.895	
2 -	36.094	27.382	1:03.476	82.57	1.093	10:04:27.371	
3 -	35.216	27.167	1:02.383 (1)	84.02		10:05:29.754	
4 -	35.412	27.618	1:03.030	83.16	0.647	10:06:32.784	
5 -	35.880	26.997	1:02.877 (3)	83.36	0.494	10:07:35.661	
6 -	35.313	28.352	1:03.665	82.33	1.282	10:08:39.326	
7 -	34.982	27.679	1:02.661 (2)	83.65	0.278	10:09:41.987	
8 -	35.245	28.105	1:03.350	82.74	0.967	10:10:45.337	
9 -	45.469	IN PIT	1:44.045 P	50.37	41.662	10:12:29.382	

P7		17		Phil BAKER		BMW S1000RR - Ashford Accident Repair Centre	
IDEAL LAP TIME : 1:02.372		BEST LAP TIME : 1:02.546		DIFFERENCE : 0.174			
LAP	SECTOR 1	SECTOR 2	LAP TIME	MPH	DIFF	TIME OF DAY	
1 -	42.213	30.062	1:12.275	72.52	9.729	10:03:28.927	
2 -	38.790	30.489	1:09.279	75.65	6.733	10:04:38.206	
3 -	36.066	27.609	1:03.675	82.31	1.129	10:05:41.881	
4 -	35.492	27.444	1:02.936 (3)	83.28	0.390	10:06:44.817	
5 -	36.005	27.244	1:03.249	82.87	0.703	10:07:48.066	
6 -	36.282	27.713	1:03.995	81.90	1.449	10:08:52.061	
7 -	35.191	27.355	1:02.546 (1)	83.80		10:09:54.607	
8 -	36.968	28.647	1:05.615	79.88	3.069	10:11:00.222	
9 -	35.128	28.116	1:03.244	82.87	0.698	10:12:03.466	
10 -	35.310	27.790	1:03.100	83.06	0.554	10:13:06.566	
11 -	35.417	27.424	1:02.841 (2)	83.41	0.295	10:14:09.407	
12 -	36.048	27.974	1:04.022	81.87	1.476	10:15:13.429	

P8		9		Shaun HENNESSY		Honda FIREBLADE - Turbary Carp Lakes Somerset	
IDEAL LAP TIME : 1:02.621		BEST LAP TIME : 1:02.808		DIFFERENCE : 0.187			
LAP	SECTOR 1	SECTOR 2	LAP TIME	MPH	DIFF	TIME OF DAY	
1 -	40.077	28.320	1:08.397	76.63	5.589	10:03:20.920	
2 -	35.245	27.606	1:02.851 (2)	83.39	0.043	10:04:23.771	
3 -	35.531	27.688	1:03.219 (3)	82.91	0.411	10:05:26.990	
4 -	36.225	28.933	1:05.158	80.44	2.350	10:06:32.148	
5 -	35.015	27.793	1:02.808 (1)	83.45		10:07:34.956	
6 -	35.670	27.782	1:03.452	82.60	0.644	10:08:38.408	
7 -	35.515	IN PIT	1:24.902 P	61.73	22.094	10:10:03.310	

BMCRC - MRO Championships 2023 - Rnd 2 @ Pembrey

Reactive Parts MRO Powerbikes inc Clubman 1000 & Thunderbike Ultra

QUALIFYING - SECTOR ANALYSIS



SECTOR 1 = FL to I1, SECTOR 2 = I1 to FL, DIFF = Difference To Personal Best Lap, P = Crossed Finish Line in Pit Lane, D = Time Disallowed

P9		224 C		Lee HEALEY		Suzuki GSXR 1000R - Wilvin UK Ltd / Uniq3 Projects Ltd	
IDEAL LAP TIME : 1:02.726		BEST LAP TIME : 1:02.815		DIFFERENCE : 0.089			
LAP	SECTOR 1	SECTOR 2	LAP TIME	MPH	DIFF	TIME OF DAY	
1 -	38.075	28.625	1:06.700	78.58	3.885	10:03:10.141	
2 -	35.842	27.882	1:03.724	82.25	0.909	10:04:13.865	
3 -	35.941	28.507	1:04.448	81.33	1.633	10:05:18.313	
4 -	35.581	27.660	1:03.241	82.88	0.426	10:06:21.554	
5 -	35.495	27.830	1:03.325	82.77	0.510	10:07:24.879	
6 -	35.394	27.812	1:03.206 (3)	82.92	0.391	10:08:28.085	
7 -	38.230	29.221	1:07.451	77.70	4.636	10:09:35.536	
8 -	40.133	29.288	1:09.421	75.50	6.606	10:10:44.957	
9 -	35.454	27.646	1:03.100 (2)	83.06	0.285	10:11:48.057	
10 -	35.080	27.735	1:02.815 (1)	83.44		10:12:50.872	
11 -	41.374	31.047	1:12.421	72.37	9.606	10:14:03.293	
12 -	39.345	30.148	1:09.493	75.42	6.678	10:15:12.786	

P10		5 U		Stacey KILLWORTH		Suzuki GSXR 1000 - Greenplant/Everns	
IDEAL LAP TIME : 1:02.810		BEST LAP TIME : 1:03.016		DIFFERENCE : 0.206			
LAP	SECTOR 1	SECTOR 2	LAP TIME	MPH	DIFF	TIME OF DAY	
1 -	42.351	29.603	1:11.954	72.84	8.938	10:03:27.680	
2 -	38.082	28.342	1:06.424	78.91	3.408	10:04:34.104	
3 -	36.777	28.459	1:05.236	80.34	2.220	10:05:39.340	
4 -	36.324	28.348	1:04.672	81.04	1.656	10:06:44.012	
5 -	36.211	27.443	1:03.654	82.34	0.638	10:07:47.666	
6 -	36.496	28.442	1:04.938	80.71	1.922	10:08:52.604	
7 -	35.630	27.386	1:03.016 (1)	83.17		10:09:55.620	
8 -	36.292	28.670	1:04.962	80.68	1.946	10:11:00.582	
9 -	35.555	27.916	1:03.471	82.58	0.455	10:12:04.053	
10 -	35.849	27.255	1:03.104 (2)	83.06	0.088	10:13:07.157	
11 -	36.452	28.012	1:04.464	81.31	1.448	10:14:11.621	
12 -	35.624	27.735	1:03.359 (3)	82.72	0.343	10:15:14.980	

P11		29 U		Cecil DINSMORE		Suzuki GSXR 1000 - KnC Motorsport	
IDEAL LAP TIME : 1:03.027		BEST LAP TIME : 1:03.027		DIFFERENCE : 0.000			
LAP	SECTOR 1	SECTOR 2	LAP TIME	MPH	DIFF	TIME OF DAY	
1 -	42.783	30.395	1:13.178	71.62	10.151	10:03:27.792	
2 -	38.811	28.410	1:07.221	77.97	4.194	10:04:35.013	
3 -	36.433	28.222	1:04.655	81.07	1.628	10:05:39.668	
4 -	36.909	27.843	1:04.752	80.94	1.725	10:06:44.420	
5 -	36.089	28.191	1:04.280 (3)	81.54	1.253	10:07:48.700	
6 -	37.355	28.524	1:05.879	79.56	2.852	10:08:54.579	
7 -	35.376	27.651	1:03.027 (1)	83.16		10:09:57.606	
8 -	35.475	27.807	1:03.282 (2)	82.82	0.255	10:11:00.888	

P12		40		Charles HARDISTY		Yamaha YZF R1 - Kaymac/gatc	
IDEAL LAP TIME : 1:03.131		BEST LAP TIME : 1:03.404		DIFFERENCE : 0.273			
LAP	SECTOR 1	SECTOR 2	LAP TIME	MPH	DIFF	TIME OF DAY	
1 -	43.776	30.558	1:14.334	70.51	10.930	10:03:25.808	
2 -	37.055	28.110	1:05.165	80.43	1.761	10:04:30.973	
3 -	36.582	28.008	1:04.590	81.15	1.186	10:05:35.563	
4 -	35.976	27.803	1:03.779	82.18	0.375	10:06:39.342	
5 -	36.086	27.965	1:04.051	81.83	0.647	10:07:43.393	
6 -	35.877	27.739	1:03.616 (3)	82.39	0.212	10:08:47.009	
7 -	35.678	27.801	1:03.479 (2)	82.57	0.075	10:09:50.488	
8 -	35.942	28.030	1:03.972	81.93	0.568	10:10:54.460	
9 -	36.820	28.096	1:04.916	80.74	1.512	10:11:59.376	
10 -	36.050	28.971	1:05.021	80.61	1.617	10:13:04.397	
11 -	35.951	27.453	1:03.404 (1)	82.66		10:14:07.801	
12 -	36.006	29.113	1:05.119	80.49	1.715	10:15:12.920	

BMCRC - MRO Championships 2023 - Rnd 2 @ Pembrey

Reactive Parts MRO Powerbikes inc Clubman 1000 & Thunderbike Ultra

QUALIFYING - SECTOR ANALYSIS



SECTOR 1 = FL to I1, SECTOR 2 = I1 to FL, DIFF = Difference To Personal Best Lap, P = Crossed Finish Line in Pit Lane, D = Time Disallowed

P13 102 U		James FEARN		Suzuki GSXR1000 - Mark Wilby plumbing			
IDEAL LAP TIME : 1:03.348		BEST LAP TIME : 1:03.450		DIFFERENCE : 0.102			
LAP	SECTOR 1	SECTOR 2	LAP TIME	MPH	DIFF	TIME OF DAY	
1 -		35.677	1:30.127	58.15	26.677	10:05:23.077	
2 -	44.160	31.270	1:15.430	69.48	11.980	10:06:38.507	
3 -	39.636	29.948	1:09.584	75.32	6.134	10:07:48.091	
4 -	38.161	31.055	1:09.216	75.72	5.766	10:08:57.307	
5 -	37.237	28.655	1:05.892	79.54	2.442	10:10:03.199	
6 -	36.341	28.512	1:04.853	80.82	1.403	10:11:08.052	
7 -	35.731	28.456	1:04.187	81.66	0.737	10:12:12.239	
8 -	36.001	27.993	1:03.994 (3)	81.90	0.544	10:13:16.233	
9 -	35.834	27.792	1:03.626 (2)	82.38	0.176	10:14:19.859	
10 -	35.556	27.894	1:03.450 (1)	82.60		10:15:23.309	

P14 91 C		Chris TAYLOR		BMW S1000RR - Cam Civils and Landscaping LTD			
IDEAL LAP TIME : 1:03.563		BEST LAP TIME : 1:03.563		DIFFERENCE : 0.000			
LAP	SECTOR 1	SECTOR 2	LAP TIME	MPH	DIFF	TIME OF DAY	
1 -	44.311	30.658	1:14.969	69.91	11.406	10:03:22.149	
2 -	36.468	28.627	1:05.095	80.52	1.532	10:04:27.244	
3 -	36.153	28.565	1:04.718 (3)	80.99	1.155	10:05:31.962	
4 -	35.770	29.117	1:04.887	80.78	1.324	10:06:36.849	
5 -	36.362	28.471	1:04.833	80.84	1.270	10:07:41.682	
6 -	35.814	28.180	1:03.994 (2)	81.90	0.431	10:08:45.676	
7 -	35.500	28.063	1:03.563 (1)	82.46		10:09:49.239	
8 -	39.218	IN PIT	1:32.978 P	56.37	29.415	10:11:22.217	

P15 78 U		Jamie THOMAS		Suzuki GSXR 1000 - Team RubyRacing DART Motorsport			
IDEAL LAP TIME : 1:03.416		BEST LAP TIME : 1:03.570		DIFFERENCE : 0.154			
LAP	SECTOR 1	SECTOR 2	LAP TIME	MPH	DIFF	TIME OF DAY	
1 -	40.355	28.981	1:09.336	75.59	5.766	10:03:45.062	
2 -	36.227	28.123	1:04.350	81.45	0.780	10:04:49.412	
3 -	36.135	28.093	1:04.228	81.60	0.658	10:05:53.640	
4 -	36.657	28.752	1:05.409	80.13	1.839	10:06:59.049	
5 -	35.423	28.147	1:03.570 (1)	82.45		10:08:02.619	
6 -	36.321	IN PIT	2:37.266 P	33.32	1:33.696	10:10:39.885	
7 -		28.982	1:15.783	69.16	12.213	10:11:55.668	
8 -	35.935	27.993	1:03.928 (3)	81.99	0.358	10:12:59.596	
9 -	35.615	28.269	1:03.884 (2)	82.04	0.314	10:14:03.480	
10 -	35.941	28.475	1:04.416	81.37	0.846	10:15:07.896	

P16 7 C		Seb JENKINS		Suzuki GSX-R 1000 K6 - Long hours and hard graft			
IDEAL LAP TIME : 1:03.551		BEST LAP TIME : 1:03.584		DIFFERENCE : 0.033			
LAP	SECTOR 1	SECTOR 2	LAP TIME	MPH	DIFF	TIME OF DAY	
1 -		31.141	1:36.281	54.44	32.697	10:03:46.824	
2 -	37.820	29.742	1:07.562	77.58	3.978	10:04:54.386	
3 -	36.063	28.788	1:04.851	80.82	1.267	10:05:59.237	
4 -	36.481	28.563	1:05.044	80.58	1.460	10:07:04.281	
5 -	36.314	28.464	1:04.778	80.91	1.194	10:08:09.059	
6 -	36.605	28.231	1:04.836	80.84	1.252	10:09:13.895	
7 -	35.949	28.636	1:04.585 (2)	81.15	1.001	10:10:18.480	
8 -	35.675	27.909	1:03.584 (1)	82.43		10:11:22.064	
9 -	37.079	28.302	1:05.381	80.17	1.797	10:12:27.445	
10 -	36.248	28.429	1:04.677 (3)	81.04	1.093	10:13:32.122	
11 -	35.642	29.276	1:04.918	80.74	1.334	10:14:37.040	

BMCRC - MRO Championships 2023 - Rnd 2 @ Pembrey

Reactive Parts MRO Powerbikes inc Clubman 1000 & Thunderbike Ultra

QUALIFYING - SECTOR ANALYSIS



SECTOR 1 = FL to I1, SECTOR 2 = I1 to FL, DIFF = Difference To Personal Best Lap, P = Crossed Finish Line in Pit Lane, D = Time Disallowed

P17 40 U		Malcolm BATE		Suzuki GSXR1000 - Hartjay			
IDEAL LAP TIME : 1:04.371		BEST LAP TIME : 1:04.432		DIFFERENCE : 0.061			
LAP	SECTOR 1	SECTOR 2	LAP TIME	MPH	DIFF	TIME OF DAY	
1 -	43.174	30.545	1:13.719	71.10	9.287	10:03:31.059	
2 -	39.267	28.984	1:08.251	76.79	3.819	10:04:39.310	
3 -	39.156	30.279	1:09.435	75.48	5.003	10:05:48.745	
4 -	38.210	28.843	1:07.053	78.17	2.621	10:06:55.798	
5 -	36.824	28.782	1:05.606 (3)	79.89	1.174	10:08:01.404	
6 -	36.866	28.724	1:05.590 (2)	79.91	1.158	10:09:06.994	
7 -	38.889	31.489	1:10.378	74.47	5.946	10:10:17.372	
8 -	36.127	28.305	1:04.432 (1)	81.35		10:11:21.804	
9 -	38.265	28.244	1:06.509	78.81	2.077	10:12:28.313	
10 -	37.372	29.557	1:06.929	78.31	2.497	10:13:35.242	
11 -	37.625	29.804	1:07.429	77.73	2.997	10:14:42.671	

P18 82 U		Matt HINNELLS		Yamaha R1 - BD Racing			
IDEAL LAP TIME : 1:04.468		BEST LAP TIME : 1:04.540		DIFFERENCE : 0.072			
LAP	SECTOR 1	SECTOR 2	LAP TIME	MPH	DIFF	TIME OF DAY	
1 -	43.421	29.898	1:13.319	71.49	8.779	10:04:04.135	
2 -	37.371	28.324	1:05.695	79.78	1.155	10:05:09.830	
3 -	37.089	28.344	1:05.433	80.10	0.893	10:06:15.263	
4 -	36.890	28.295	1:05.185	80.41	0.645	10:07:20.448	
5 -	36.302	28.329	1:04.631 (2)	81.10	0.091	10:08:25.079	
6 -	36.505	28.257	1:04.762	80.93	0.222	10:09:29.841	
7 -	36.211	28.329	1:04.540 (1)	81.21		10:10:34.381	
8 -	36.429	28.287	1:04.716 (3)	80.99	0.176	10:11:39.097	
9 -	36.554	28.965	1:05.519	80.00	0.979	10:12:44.616	
10 -	36.707	28.939	1:05.646	79.84	1.106	10:13:50.262	
11 -	36.747	29.566	1:06.313	79.04	1.773	10:14:56.575	

P19 281 C		Daniel FARLEY		Suzuki GSXR - F-TECH FIRE & ELECTRICAL LTD			
IDEAL LAP TIME : 1:04.521		BEST LAP TIME : 1:04.825		DIFFERENCE : 0.304			
LAP	SECTOR 1	SECTOR 2	LAP TIME	MPH	DIFF	TIME OF DAY	
1 -	39.660	29.570	1:09.230	75.71	4.405	10:03:13.143	
2 -	36.925	28.346	1:05.271	80.30	0.446	10:04:18.414	
3 -	36.522	28.444	1:04.966 (3)	80.68	0.141	10:05:23.380	
4 -	36.617	28.366	1:04.983	80.66	0.158	10:06:28.363	
5 -	36.175	28.852	1:05.027	80.60	0.202	10:07:33.390	
6 -	37.066	29.329	1:06.395	78.94	1.570	10:08:39.785	
7 -	36.972	29.686	1:06.658	78.63	1.833	10:09:46.443	
8 -	36.215	28.671	1:04.886 (2)	80.78	0.061	10:10:51.329	
9 -	37.175	29.291	1:06.466	78.86	1.641	10:11:57.795	
10 -	37.336	29.160	1:06.496	78.82	1.671	10:13:04.291	
11 -	36.462	28.363	1:04.825 (1)	80.85		10:14:09.116	

P20 46 U		Simon GATES		Yamaha YZF R1 - Canine Plus			
IDEAL LAP TIME : 1:04.597		BEST LAP TIME : 1:04.884		DIFFERENCE : 0.287			
LAP	SECTOR 1	SECTOR 2	LAP TIME	MPH	DIFF	TIME OF DAY	
1 -	38.490	29.359	1:07.849	77.25	2.965	10:03:15.161	
2 -	37.130	28.209	1:05.339	80.22	0.455	10:04:20.500	
3 -	36.856	28.463	1:05.319 (3)	80.24	0.435	10:05:25.819	
4 -	37.125	29.638	1:06.763	78.51	1.879	10:06:32.582	
5 -	36.388	28.496	1:04.884 (1)	80.78		10:07:37.466	
6 -	37.334	28.278	1:05.612	79.88	0.728	10:08:43.078	
7 -	36.534	29.099	1:05.633	79.86	0.749	10:09:48.711	
8 -	36.610	28.486	1:05.096 (2)	80.52	0.212	10:10:53.807	
9 -	36.725	28.634	1:05.359	80.19	0.475	10:11:59.166	
10 -	36.709	30.525	1:07.234	77.96	2.350	10:13:06.400	

BMCRC - MRO Championships 2023 - Rnd 2 @ Pembrey

Reactive Parts MRO Powerbikes inc Clubman 1000 & Thunderbike Ultra

QUALIFYING - SECTOR ANALYSIS



SECTOR 1 = FL to I1, SECTOR 2 = I1 to FL, DIFF = Difference To Personal Best Lap, P = Crossed Finish Line in Pit Lane, D = Time Disallowed

P21		20 U		Connor SWYER		Suzuki GSXR 1000 K6 - WSC Performace & lleithyr farm & dad	
IDEAL LAP TIME : 1:04.612		BEST LAP TIME : 1:04.885		DIFFERENCE : 0.273			
LAP	SECTOR 1	SECTOR 2	LAP TIME	MPH	DIFF	TIME OF DAY	
1 -	47.189	32.233	1:19.422	65.99	14.537	10:03:30.317	
2 -	41.196	31.005	1:12.201	72.59	7.316	10:04:42.518	
3 -	39.752	30.004	1:09.756	75.14	4.871	10:05:52.274	
4 -	39.577	29.224	1:08.801	76.18	3.916	10:07:01.075	
5 -	37.846	29.370	1:07.216	77.98	2.331	10:08:08.291	
6 -	37.615	28.684	1:06.299	79.06	1.414	10:09:14.590	
7 -	37.055	28.389	1:05.444	80.09	0.559	10:10:20.034	
8 -	37.085	28.049	1:05.134 (2)	80.47	0.249	10:11:25.168	
9 -	36.673	28.212	1:04.885 (1)	80.78		10:12:30.053	
10 -	36.563	28.861	1:05.424 (3)	80.11	0.539	10:13:35.477	
11 -	39.958	30.029	1:09.987	74.89	5.102	10:14:45.464	

P22		184 C		Martyn DELLOW		Suzuki GSXR1000 - Kirdford Shotblasting	
IDEAL LAP TIME : 1:04.904		BEST LAP TIME : 1:04.904		DIFFERENCE : 0.000			
LAP	SECTOR 1	SECTOR 2	LAP TIME	MPH	DIFF	TIME OF DAY	
1 -	41.681	30.450	1:12.131	72.66	7.227	10:03:44.540	
2 -	38.389	29.037	1:07.426	77.73	2.522	10:04:51.966	
3 -	38.273	29.133	1:07.406	77.76	2.502	10:05:59.372	
4 -	37.423	29.237	1:06.660 (3)	78.63	1.756	10:07:06.032	
5 -	38.370	28.940	1:07.310	77.87	2.406	10:08:13.342	
6 -	37.600	29.068	1:06.668	78.62	1.764	10:09:20.010	
7 -	37.920	29.210	1:07.130	78.08	2.226	10:10:27.140	
8 -	37.824	29.456	1:07.280	77.90	2.376	10:11:34.420	
9 -	39.333	30.206	1:09.539	75.37	4.635	10:12:43.959	
10 -	37.159	28.696	1:05.855 (2)	79.59	0.951	10:13:49.814	
11 -	36.608	28.296	1:04.904 (1)	80.75		10:14:54.718	

P23		30 C		Alex PENRICE		Yamaha R1 - AP Motorcycles	
IDEAL LAP TIME :		BEST LAP TIME : 1:05.081		DIFFERENCE :			
LAP	SECTOR 1	SECTOR 2	LAP TIME	MPH	DIFF	TIME OF DAY	
1 -			1:18.059	67.14	12.978	10:03:29.897	
2 -			1:09.209	75.73	4.128	10:04:39.106	
3 -			1:07.238	77.95	2.157	10:05:46.344	
4 -			1:06.923	78.32	1.842	10:06:53.267	
5 -			1:06.419	78.91	1.338	10:07:59.686	
6 -			1:06.474	78.85	1.393	10:09:06.160	
7 -			1:05.579 (2)	79.92	0.498	10:10:11.739	
8 -			1:07.165	78.04	2.084	10:11:18.904	
9 -			1:05.666 (3)	79.82	0.585	10:12:24.570	
10 -			1:05.081 (1)	80.53		10:13:29.651	
11 -			1:07.906	77.18	2.825	10:14:37.557	

P24		63		Matthew WREN		Suzuki GSXR - TBR performance	
IDEAL LAP TIME : 1:05.121		BEST LAP TIME : 1:05.706		DIFFERENCE : 0.585			
LAP	SECTOR 1	SECTOR 2	LAP TIME	MPH	DIFF	TIME OF DAY	
1 -		32.748	1:25.824	61.07	20.118	10:03:31.146	
2 -	40.663	30.309	1:10.972	73.85	5.266	10:04:42.118	
3 -	38.368	29.598	1:07.966	77.12	2.260	10:05:50.084	
4 -		IN PIT	2:44.102	P 31.94	1:38.396	10:08:34.186	
5 -		29.152	1:14.260	70.58	8.554	10:09:48.446	
6 -	36.833	29.246	1:06.079	79.32	0.373	10:10:54.525	
7 -	37.337	28.785	1:06.122	79.27	0.416	10:12:00.647	
8 -	36.384	29.618	1:06.002 (2)	79.41	0.296	10:13:06.649	
9 -	36.969	28.737	1:05.706 (1)	79.77		10:14:12.355	
10 -	36.572	29.462	1:06.034 (3)	79.37	0.328	10:15:18.389	

BMCRC - MRO Championships 2023 - Rnd 2 @ Pembrey

Reactive Parts MRO Powerbikes inc Clubman 1000 & Thunderbike Ultra

QUALIFYING - SECTOR ANALYSIS



SECTOR 1 = FL to I1, SECTOR 2 = I1 to FL, DIFF = Difference To Personal Best Lap, P = Crossed Finish Line in Pit Lane, D = Time Disallowed

P25 333		Andrew HOUGHTON		BMW S1000RR - Bahnstormer BMW		
IDEAL LAP TIME : 1:05.724		BEST LAP TIME : 1:05.724		DIFFERENCE : 0.000		
LAP	SECTOR 1	SECTOR 2	LAP TIME	MPH	DIFF	TIME OF DAY
1 -		30.935	1:23.701	62.62	17.977	10:03:25.691
2 -	40.623	29.916	1:10.539	74.30	4.815	10:04:36.230
3 -	39.529	29.718	1:09.247	75.69	3.523	10:05:45.477
4 -	38.062	29.474	1:07.536	77.61	1.812	10:06:53.013
5 -	37.405	28.937	1:06.342 (2)	79.00	0.618	10:07:59.355
6 -	37.432	29.248	1:06.680 (3)	78.60	0.956	10:09:06.035
7 -	39.067	29.592	1:08.659	76.34	2.935	10:10:14.694
8 -	37.060	28.664	1:05.724 (1)	79.75		10:11:20.418
9 -	38.338	28.717	1:07.055	78.16	1.331	10:12:27.473
10 -	37.973	29.667	1:07.640	77.49	1.916	10:13:35.113
11 -	37.533	29.873	1:07.406	77.76	1.682	10:14:42.519

P26 8 U		Dave SAUNDERS		Suzuki GSXR1000 - Mum/Dad/JW MOT/Parks Utility		
IDEAL LAP TIME : 1:05.857		BEST LAP TIME : 1:05.873		DIFFERENCE : 0.016		
LAP	SECTOR 1	SECTOR 2	LAP TIME	MPH	DIFF	TIME OF DAY
1 -	47.705	33.293	1:20.998	64.71	15.125	10:03:36.507
2 -	41.225	30.804	1:12.029	72.77	6.156	10:04:48.536
3 -	39.117	29.765	1:08.882	76.09	3.009	10:05:57.418
4 -	39.094	29.203	1:08.297	76.74	2.424	10:07:05.715
5 -	37.972	29.001	1:06.973	78.26	1.100	10:08:12.688
6 -	37.635	28.854	1:06.489	78.83	0.616	10:09:19.177
7 -	37.703	29.294	1:06.997	78.23	1.124	10:10:26.174
8 -	38.154	30.456	1:08.610	76.39	2.737	10:11:34.784
9 -	37.300	28.840	1:06.140 (2)	79.25	0.267	10:12:40.924
10 -	37.925	28.557	1:06.482 (3)	78.84	0.609	10:13:47.406
11 -	37.315	28.558	1:05.873 (1)	79.57		10:14:53.279

P27 59 U		Hayden RUSHTON		Ducati 999 -		
IDEAL LAP TIME : 1:05.900		BEST LAP TIME : 1:05.900		DIFFERENCE : 0.000		
LAP	SECTOR 1	SECTOR 2	LAP TIME	MPH	DIFF	TIME OF DAY
1 -		30.655	1:21.365	64.42	15.465	10:04:37.741
2 -	38.241	29.794	1:08.035	77.04	2.135	10:05:45.776
3 -	38.027	29.865	1:07.892 (3)	77.20	1.992	10:06:53.668
4 -	37.641	29.475	1:07.116 (2)	78.09	1.216	10:08:00.784
5 -	37.130	28.770	1:05.900 (1)	79.53		10:09:06.684
6 -	38.837	IN PIT	1:29.001 P	58.89	23.101	10:10:35.685

P28 19 U		Tyler DONOVAN		Kawasaki ZX10R - Tinder Corp		
IDEAL LAP TIME : 1:06.123		BEST LAP TIME : 1:06.123		DIFFERENCE : 0.000		
LAP	SECTOR 1	SECTOR 2	LAP TIME	MPH	DIFF	TIME OF DAY
1 -		30.108	1:19.626	65.82	13.503	10:09:00.711
2 -	39.057	29.089	1:08.146	76.91	2.023	10:10:08.857
3 -	38.235	29.116	1:07.351 (3)	77.82	1.228	10:11:16.208
4 -	37.494	29.194	1:06.688 (2)	78.59	0.565	10:12:22.896
5 -	37.134	28.989	1:06.123 (1)	79.27		10:13:29.019
6 -	37.261	30.896	1:08.157	76.90	2.034	10:14:37.176

BMCRC - MRO Championships 2023 - Rnd 2 @ Pembrey

Reactive Parts MRO Powerbikes inc Clubman 1000 & Thunderbike Ultra

QUALIFYING - SECTOR ANALYSIS



SECTOR 1 = FL to I1, SECTOR 2 = I1 to FL, DIFF = Difference To Personal Best Lap, P = Crossed Finish Line in Pit Lane, D = Time Disallowed

P29		24 U		Mark REYNOLDS		Yamaha R1 4C8 -	
IDEAL LAP TIME : 1:07.947		BEST LAP TIME : 1:08.074		DIFFERENCE : 0.127			
LAP	SECTOR 1	SECTOR 2	LAP TIME	MPH	DIFF	TIME OF DAY	
1 -	47.773	31.452	1:19.225	66.16	11.151	10:03:27.658	
2 -	39.916	31.272	1:11.188	73.63	3.114	10:04:38.846	
3 -	39.431	30.211	1:09.642	75.26	1.568	10:05:48.488	
4 -	41.455	30.117	1:11.572	73.23	3.498	10:07:00.060	
5 -	38.035	30.039	1:08.074 (1)	76.99		10:08:08.134	
6 -	38.890	30.056	1:08.946	76.02	0.872	10:09:17.080	
7 -	38.461	30.289	1:08.750	76.24	0.676	10:10:25.830	
8 -	38.208	30.255	1:08.463 (3)	76.56	0.389	10:11:34.293	
9 -	39.843	30.398	1:10.241	74.62	2.167	10:12:44.534	
10 -	38.407	30.659	1:09.066	75.89	0.992	10:13:53.600	
11 -	38.372	29.912	1:08.284 (2)	76.76	0.210	10:15:01.884	

P30		21 U		Danny BRENNAN		Suzuki GSXR 1000 -	
IDEAL LAP TIME : 1:10.590		BEST LAP TIME : 1:10.590		DIFFERENCE : 0.000			
LAP	SECTOR 1	SECTOR 2	LAP TIME	MPH	DIFF	TIME OF DAY	
1 -	46.457	35.458	1:21.915	63.98	11.325	10:04:06.728	
2 -	41.647	31.705	1:13.352	71.45	2.762	10:05:20.080	
3 -	40.332	32.290	1:12.622	72.17	2.032	10:06:32.702	
4 -	40.366	32.497	1:12.863	71.93	2.273	10:07:45.565	
5 -	40.183	31.424	1:11.607 (3)	73.19	1.017	10:08:57.172	
6 -	39.259	31.331	1:10.590 (1)	74.25		10:10:07.762	
7 -	39.717	31.554	1:11.271 (2)	73.54	0.681	10:11:19.033	

P31		45 U		Chad HASHMI		Suzuki GSXR1000 -	
IDEAL LAP TIME : 1:18.139		BEST LAP TIME : 1:18.981		DIFFERENCE : 0.842			
LAP	SECTOR 1	SECTOR 2	LAP TIME	MPH	DIFF	TIME OF DAY	
1 -		41.297	1:53.378	46.23	34.397	10:07:28.890	
2 -	51.620	37.294	1:28.914	58.95	9.933	10:08:57.804	
3 -	45.389	35.713	1:21.102 (2)	64.62	2.121	10:10:18.906	
4 -	43.888	IN PIT	2:08.399 P	40.82	49.418	10:12:27.305	
5 -		35.206	1:28.212 (3)	59.42	9.231	10:13:55.517	
6 -	44.730	34.251	1:18.981 (1)	66.36		10:15:14.498	

BMCRC - MRO Championships 2023 - Rnd 2 @ Pembrey

Reactive Parts MRO Powerbikes inc Clubman 1000 & Thunderbike Ultra

QUALIFYING - BEST SECTORS

SECTOR 1			SECTOR 2			IDEAL / BEST COMPARISON						
POS	NO	NAME	TIME	NO	NAME	TIME	POS	NO	NAME	IDEAL	BEST	DIFF
									PERFECT LAP	59.870		
1	48	WILSON	33.442	48	WILSON	26.428	1	48	WILSON	59.870	59.870	0.000
2	21	CROUCHER	34.125	21	CROUCHER	26.465	2	21	CROUCHER	1:00.590	1:00.920	0.330
3	53	McGLYNN	34.244	53	McGLYNN	26.787	3	53	McGLYNN	1:01.031	1:01.031	0.000
4	37	GROVER	34.582	138	BLANK	26.997	4	37	GROVER	1:01.890	1:02.012	0.122
5	800	CREASEY	34.935	800	CREASEY	27.228	5	138	BLANK	1:01.979	1:02.383	0.404
6	138	BLANK	34.982	17	BAKER	27.244	6	800	CREASEY	1:02.163	1:02.259	0.096
7	9	HENNESSY	35.015	5	KILLWORTH	27.255	7	17	BAKER	1:02.372	1:02.546	0.174
8	224	HEALEY	35.080	37	GROVER	27.308	8	9	HENNESSY	1:02.621	1:02.808	0.187
9	17	BAKER	35.128	40	HARDISTY	27.453	9	224	HEALEY	1:02.726	1:02.815	0.089
10	29	DINSMORE	35.376	9	HENNESSY	27.606	10	5	KILLWORTH	1:02.810	1:03.016	0.206
11	78	THOMAS	35.423	224	HEALEY	27.646	11	29	DINSMORE	1:03.027	1:03.027	0.000
12	91	TAYLOR	35.500	29	DINSMORE	27.651	12	40	HARDISTY	1:03.131	1:03.404	0.273
13	5	KILLWORTH	35.555	102	FEARN	27.792	13	102	FEARN	1:03.348	1:03.450	0.102
14	102	FEARN	35.556	7	JENKINS	27.909	14	78	THOMAS	1:03.416	1:03.570	0.154
15	7	JENKINS	35.642	78	THOMAS	27.993	15	7	JENKINS	1:03.551	1:03.584	0.033
16	40	HARDISTY	35.678	20	SWYER	28.049	16	91	TAYLOR	1:03.563	1:03.563	0.000
17	40	BATE	36.127	91	TAYLOR	28.063	17	40	BATE	1:04.371	1:04.432	0.061
18	281	FARLEY	36.175	46	GATES	28.209	18	82	HINNELLS	1:04.468	1:04.540	0.072
19	82	HINNELLS	36.211	40	BATE	28.244	19	281	FARLEY	1:04.521	1:04.825	0.304
20	63	WREN	36.384	82	HINNELLS	28.257	20	46	GATES	1:04.597	1:04.884	0.287
21	46	GATES	36.388	184	DELLOW	28.296	21	20	SWYER	1:04.612	1:04.885	0.273
22	20	SWYER	36.563	281	FARLEY	28.346	22	184	DELLOW	1:04.904	1:04.904	0.000
23	184	DELLOW	36.608	8	SAUNDERS	28.557	23	63	WREN	1:05.121	1:05.706	0.585
24	333	HOUGHTON	37.060	333	HOUGHTON	28.664	24	333	HOUGHTON	1:05.724	1:05.724	0.000
25	59	RUSHTON	37.130	63	WREN	28.737	25	8	SAUNDERS	1:05.857	1:05.873	0.016
26	19	DONOVAN	37.134	59	RUSHTON	28.770	26	59	RUSHTON	1:05.900	1:05.900	0.000
27	8	SAUNDERS	37.300	19	DONOVAN	28.989	27	19	DONOVAN	1:06.123	1:06.123	0.000
28	24	REYNOLDS	38.035	24	REYNOLDS	29.912	28	24	REYNOLDS	1:07.947	1:08.074	0.127
29	21	BRENNAN	39.259	21	BRENNAN	31.331	29	21	BRENNAN	1:10.590	1:10.590	0.000
30	45	HASHMI	43.888	45	HASHMI	34.251	30	45	HASHMI	1:18.139	1:18.981	0.842
31							31	30	PENRICE		1:05.081	

BMCRC - MRO Championships 2023 - Rnd 2 @ Pembrey

Reactive Parts MRO Powerbikes inc Clubman 1000 & Thunderbike Ultra

QUALIFYING - STATISTICS

Competitors Started 31
Planned Start 2023-04-08 @ 10:08:00.000
Actual Start 2023-04-08 @ 10:02:01.989
Finish Time 2023-04-08 @ 10:14:29.395
Track Length 1.4560mi.
Total Laps 306
Total Distance Covered 445.5360mi.

Session Fastest Lap History

NO	CL	NAME	LAP TIME	TIME OF DAY	LAP	VEHICLE
224	C	Lee HEALEY	1:06.700	10:03:10.166	1	Suzuki GSXR 1000R
53		Seamus McGLYNN	1:03.871	10:03:11.848	1	Yamaha R1
53		Seamus McGLYNN	1:01.548	10:04:13.397	2	Yamaha R1
48		Nicky WILSON	1:00.861	10:05:17.220	3	Suzuki GSXR 1000
48		Nicky WILSON	1:00.401	10:06:17.622	4	Suzuki GSXR 1000
48		Nicky WILSON	1:00.362	10:08:20.102	6	Suzuki GSXR 1000
48		Nicky WILSON	59.870	10:09:19.971	7	Suzuki GSXR 1000

Flag History

TYPE	TIME OF DAY
GREEN	10:02:01.989
FINISH	10:14:29.395

Flag Statistics

TYPE	COUNT	TOTAL LAPS	TOTAL TIME
Green	1	12	13:53.464
Red	0	0	0.000
Safety Car	0	0	0.000
FCY	0	0	0.000

BMCRC - MRO Championships 2023 - Rnd 2 @ Pembrey

Reactive Parts MRO Powerbikes inc Clubman 1000 & Thunderbike Ultra

QUALIFYING - STATISTICS

CLASS :

9 Starters

Fastest Lap History

NO	NAME	LAP TIME	TIME OF DAY	LAP	VEHICLE
53	Seamus McGLYNN	1:03.871	10:03:11.848	1	Yamaha R1
53	Seamus McGLYNN	1:01.548	10:04:13.397	2	Yamaha R1
48	Nicky WILSON	1:00.861	10:05:17.220	3	Suzuki GSXR 1000
48	Nicky WILSON	1:00.401	10:06:17.622	4	Suzuki GSXR 1000
48	Nicky WILSON	1:00.362	10:08:20.102	6	Suzuki GSXR 1000
48	Nicky WILSON	59.870	10:09:19.971	7	Suzuki GSXR 1000

BMCRC - MRO Championships 2023 - Rnd 2 @ Pembrey

Reactive Parts MRO Powerbikes inc Clubman 1000 & Thunderbike Ultra

QUALIFYING - STATISTICS

CLASS : C

7 Starters

Fastest Lap History

NO	NAME	LAP TIME	TIME OF DAY	LAP	VEHICLE
224	Lee HEALEY	1:06.700	10:03:10.166	1	Suzuki GSXR 1000R
37	Clayton GROVER	1:05.767	10:03:14.402	1	Yamaha R1
224	Lee HEALEY	1:03.724	10:04:13.891	2	Suzuki GSXR 1000R
37	Clayton GROVER	1:03.068	10:04:17.470	2	Yamaha R1
37	Clayton GROVER	1:02.236	10:05:19.706	3	Yamaha R1
37	Clayton GROVER	1:02.012	10:06:21.718	4	Yamaha R1

BMCRC - MRO Championships 2023 - Rnd 2 @ Pembrey

Reactive Parts MRO Powerbikes inc Clubman 1000 & Thunderbike Ultra

QUALIFYING - STATISTICS

CLASS : U

17 Starters

Fastest Lap History

NO	NAME	LAP TIME	TIME OF DAY	LAP	VEHICLE
46	Simon GATES	1:07.849	10:03:15.170	1	Yamaha YZF R1
46	Simon GATES	1:05.339	10:04:20.508	2	Yamaha YZF R1
78	Jamie THOMAS	1:04.350	10:04:49.448	2	Suzuki GSXR 1000
800	Morgan CREASEY	1:03.288	10:05:40.089	3	Suzuki GSXR 1000 K7
800	Morgan CREASEY	1:03.267	10:07:47.277	5	Suzuki GSXR 1000 K7
800	Morgan CREASEY	1:02.259	10:09:53.524	7	Suzuki GSXR 1000 K7


BMCRC - MRO Championships 2023 - Rnd 2 @ Pembrey

Reactive Parts MRO Powerbikes inc Clubman 1000

RACE 8 - GRID (10 Laps)



ROW 6	1		17	333	Andrew HOUGHTON	1:05.724	16	63	Matthew WREN	1:05.706			
ROW 5		15	30	Alex PENRICE	1:05.081	14	184	Martyn DELLOW	1:04.904	13	46	Simon GATES	
ROW 4	12	281	Daniel FARLEY	1:04.825	11	7	Seb JENKINS	1:03.584	10	91	Chris TAYLOR	1:03.563	
ROW 3		9	40	Charles HARDISTY	1:03.404	8	224	Lee HEALEY	1:02.815	7	9	Shaun HENNESSY	1:02.808
ROW 2	6	17	Phil BAKER	1:02.546	5	138	Michael BLANK	1:02.383	4	37	Clayton GROVER	1:02.012	
ROW 1		3	53	Seamus McGLYNN	1:01.031	2	21	Jack CROUCHER	1:00.920	1	48	Nicky WILSON	59.870
Pole													



Pembrey National: 1.4560 miles

These results are provisional until the conclusion of any judicial and technical matters.

Clerk Of Course :	Stewards :	Timekeeper : Sarah Evans
-------------------	------------	--------------------------

Results can be found at www.tsl-timing.com

Printed - 10:20 Saturday, 08 April 2023





BMCRC - MRO Championships 2023 - Rnd 2 @ Pembrey

Reactive Parts MRO Powerbikes inc Clubman 1000



RACE 8 - CLASSIFICATION

POS	NO	CL	PIC NAME	ENTRY	LAPS	TIME	GAP	DIFF	MPH	BEST	ON
1	48		1 Nicky WILSON	Suzuki GSXR 1000 - Demon GP/Haslemere Motorcy	10	10:11.646			85.69	59.706	5
2	21		2 Jack CROUCHER	Kawasaki ZX10R - Trendy lofts	10	10:18.201	6.555	6.555	84.78	1:00.816	3
3	40		3 Charles HARDISTY	Yamaha YZF R1 - Kaymac/gatc	10	10:18.480	6.834	0.279	84.74	1:00.509	5
4	53		4 Seamus McGLYNN	Yamaha R1 - S and d build and design Ltd	10	10:18.621	6.975	0.141	84.73	1:00.383	3
5	138		5 Michael BLANK	Yamaha R1 - Foxcote Fire Systems	10	10:30.394	18.748	11.773	83.14	1:01.959	4
6	17		6 Phil BAKER	BMW S1000RR - Ashford Accident Repair Centre	10	10:31.151	19.505	0.757	83.04	1:01.646	10
7	37	C	1 Clayton GROVER	Yamaha R1 - Grover stunts	10	10:31.915	20.269	0.764	82.94	1:02.038	10
8	7	C	2 Seb JENKINS	Suzuki GSX-R 1000 K6 - Long hours and hard graft	10	10:35.789	24.143	3.874	82.44	1:02.564	3
9	129	C	3 Cecil DINSMORE	Suzuki GSXR 1000 - KnC Motorsport	10	10:40.401	28.755	4.612	81.84	1:02.342	10
10	224	C	4 Lee HEALEY	Suzuki GSXR 1000R - Wilvin UK Ltd / Uniq3 Project	10	10:45.147	33.501	4.746	81.24	1:03.254	9
11	91	C	5 Chris TAYLOR	BMW S1000RR - Cam Civils and Landscaping LTD	10	10:47.420	35.774	2.273	80.96	1:03.777	8
12	281	C	6 Daniel FARLEY	Suzuki GSXR - F-TECH FIRE & ELECTRICAL LTD	10	10:49.943	38.297	2.523	80.64	1:03.434	6
13	30	C	7 Alex PENRICE	Yamaha R1 - AP Motorcycles	10	10:55.400	43.754	5.457	79.97	1:04.134	2
14	46	C	8 Simon GATES	Yamaha YZF R1 - Canine Plus	10	10:55.559	43.913	0.159	79.95	1:04.545	5
15	63		7 Matthew WREN	Suzuki GSXR - TBR performance	10	11:06.108	54.462	10.549	78.68	1:04.592	7
16	333		8 Andrew HOUGHTON	BMW S1000RR - Bahnstormer BMW	10	11:08.972	57.326	2.864	78.35	1:05.791	5
17	184	C	9 Martyn DELLOW	Suzuki GSXR1000 - Kirdford Shotblasting	9	10:26.668	1 Lap	1 Lap	75.27	1:07.040	2

NOT CLASSIFIED

DNF	9		Shaun HENNESSY	Honda FIREBLADE - Turbarry Carp Lakes Somerset	7	7:32.773	3 Laps	2 Laps	81.03	1:02.619	5
-----	---	--	----------------	--	---	----------	--------	--------	-------	----------	---

FASTEST LAP

	48		Nicky WILSON	Suzuki GSXR 1000 - Demon GP/Haslemere Motorcy	5	59.706			87.79 mph	141.28 kph	
	37	C	Clayton GROVER	Yamaha R1 - Grover stunts	10	1:02.038			84.49 mph	135.97 kph	

Class - 92.5% of Race Speed = 79.26 mph
 Class C - 92.5% of Race Speed = 76.71 mph

Weather / Track : Bright / Dry

These results are provisional until the conclusion of any judicial and technical matters.

Race Distance: 10 Laps / 14.56 miles

Pembrey National: 1.4560 miles

Date: 08/04/2023 Start: 14:25 Finish: 14:35

Clerk Of Course :	Stewards :	Timekeeper : Sarah Evans
-------------------	------------	--------------------------

Results can be found at www.tsl-timing.com

Printed - 14:38 Saturday, 08 April 2023



BMCRC - MRO Championships 2023 - Rnd 2 @ Pembrey

Reactive Parts MRO Powerbikes inc Clubman 1000

RACE 8 - LAP CHART

LAP 1 @ 14:26:07.539		
NO	BEHIND	LAP TIME

48		1:05.676
53	0.035	1:05.711
21	0.410	1:06.086
17	1.956	1:07.632
37	2.268	1:07.944
138	2.378	1:08.054
40	2.668	1:08.344
9	3.676	1:09.352
224	3.926	1:09.602
7	4.097	1:09.773
91	4.836	1:10.512
30	5.091	1:10.767
46	5.799	1:11.475
281	5.962	1:11.638
129	6.409	1:12.085
184	7.865	1:13.541
333	8.662	1:14.338
63	10.375	1:16.051

LAP 2 @ 14:27:07.633		
NO	BEHIND	LAP TIME

48		1:00.094
53	1.213	1:01.272
21	1.421	1:01.105
40	3.289	1:00.715
17	4.851	1:02.989
37	5.006	1:02.832
138	5.132	1:02.848
9	6.451	1:02.869
7	6.825	1:02.822
224	7.887	1:04.055
91	8.549	1:03.807
30	9.131	1:04.134
281	9.569	1:03.701
129	9.835	1:03.520
46	10.672	1:04.967
184	14.811	1:07.040
333	14.902	1:06.334
63	15.352	1:05.071

LAP 3 @ 14:28:07.697		
NO	BEHIND	LAP TIME

48		1:00.064
53	1.532	1:00.383
21	2.173	1:00.816
40	4.173	1:00.948
138	7.101	1:02.033
37	7.251	1:02.309
17	7.469	1:02.682
7	9.325	1:02.564
9	9.843	1:03.456
224	12.109	1:04.286
91	12.716	1:04.231
129	13.299	1:03.528
30	14.032	1:04.965
281	14.545	1:05.040
46	15.180	1:04.572
333	20.970	1:06.132
63	21.631	1:06.343
184	22.281	1:07.534

LAP 4 @ 14:29:07.415		
NO	BEHIND	LAP TIME

48		59.718
53	3.175	1:01.361
21	3.560	1:01.105
40	5.423	1:00.968
138	9.342	1:01.959
37	10.646	1:03.113
17	10.808	1:03.057
7	12.255	1:02.648
9	12.866	1:02.741
224	16.162	1:03.771
129	16.412	1:02.831
91	17.232	1:04.234
30	19.419	1:05.105
281	19.665	1:04.838
46	20.263	1:04.801
333	27.214	1:05.962
63	27.697	1:05.784
184	31.471	1:08.908

LAP 5 @ 14:30:07.121		
NO	BEHIND	LAP TIME

48		59.706
21	4.967	1:01.113
53	6.064	1:02.595
40	6.226	1:00.509
138	11.777	1:02.141
37	13.740	1:02.800
17	13.992	1:02.890
7	15.428	1:02.879
9	15.779	1:02.619
129	19.777	1:03.071
224	21.395	1:04.939
91	21.591	1:04.065
281	24.036	1:04.077
30	24.773	1:05.060
46	25.102	1:04.545
333	33.299	1:05.791
63	33.523	1:05.532
184	41.379	1:09.614

LAP 6 @ 14:31:07.020		
NO	BEHIND	LAP TIME

48		59.899
21	6.541	1:01.473
53	7.522	1:01.357
40	7.644	1:01.317
138	14.424	1:02.546
37	16.173	1:02.332
17	16.524	1:02.431
7	18.398	1:02.869
9	18.772	1:02.892
129	22.985	1:03.107
224	25.827	1:04.331
91	26.009	1:04.317
281	27.571	1:03.434
30	30.203	1:05.329
46	30.496	1:05.293
63	39.751	1:06.127
333	40.001	1:06.601
184	51.913	1:10.433

LAP 7 @ 14:32:07.450		
NO	BEHIND	LAP TIME

48		1:00.430
21	7.876	1:01.765
40	8.043	1:00.829
53	8.375	1:01.283
138	16.688	1:02.694
37	18.584	1:02.841
17	18.779	1:02.685
7	21.342	1:03.374
129	26.081	1:03.526
9	27.186	1:08.844
224	29.288	1:03.891
91	29.652	1:04.073
281	31.242	1:04.101
30	35.150	1:05.377
46	35.466	1:05.400
63	43.913	1:04.592
333	45.592	1:06.021

LAP 8 @ 14:33:08.823		
NO	BEHIND	LAP TIME

48		1:01.373
184	1 Lap	1:10.067
40	7.637	1:00.967
21	7.997	1:01.494
53	8.448	1:01.446
138	17.527	1:02.212
37	20.130	1:02.919
17	20.250	1:02.844
7	22.947	1:02.978
129	27.870	1:03.162
224	31.372	1:03.457
91	32.056	1:03.777
281	34.609	1:04.740
30	38.882	1:05.105
46	39.202	1:05.109
63	47.706	1:05.166
333	50.255	1:06.036

LAP 9 @ 14:34:10.861		
NO	BEHIND	LAP TIME

48		1:02.038
184	1 Lap	1:09.266
40	7.571	1:01.972
21	7.691	1:01.732
53	8.092	1:01.682
138	18.360	1:02.871
17	20.507	1:02.295
37	20.879	1:02.787
7	24.227	1:03.318
129	29.061	1:03.229
224	32.588	1:03.254
91	34.257	1:04.239
281	36.688	1:04.117
30	41.538	1:04.694
46	41.790	1:04.626
63	51.674	1:06.006
333	54.064	1:05.847

LAP 10 @ 14:35:13.509		
NO	BEHIND	LAP TIME

48		1:02.648
----	--	----------

21	6.555	1:01.512
40	6.834	1:01.911
53	6.975	1:01.531
184	1 Lap	1:10.265
138	18.748	1:03.036
17	19.505	1:01.646
37	20.269	1:02.038
7	24.143	1:02.564
129	28.755	1:02.342
224	33.501	1:03.561
91	35.774	1:04.165
281	38.297	1:04.257
30	43.754	1:04.864
46	43.913	1:04.771
63	54.462	1:05.436
333	57.326	1:05.910

BMCRC - MRO Championships 2023 - Rnd 2 @ Pembrey

Reactive Parts MRO Powerbikes inc Clubman 1000

RACE 8 - POSITION CHART

No	Name	Lap												
		Pos	1	2	3	4	5	6	7	8	9	10		
48	WILSON	1	48	48	48	48	48	48	48	48	48	48	48	48
21	CROUCHER	2	53	53	53	53	21	21	21	40	40	21		
53	McGLYNN	3	21	21	21	21	53	53	40	21	21	40		
37	GROVER	4	17	40	40	40	40	40	53	53	53	53		
138	BLANK	5	37	17	138	138	138	138	138	138	138	138	138	
17	BAKER	6	138	37	37	37	37	37	37	37	37	17	17	
9	HENNESSY	7	40	138	17	17	17	17	17	17	17	37	37	
224	HEALEY	8	9	9	7	7	7	7	7	7	7	7	7	
40	HARDISTY	9	224	7	9	9	9	9	129	129	129	129		
91	TAYLOR	10	7	224	224	224	129	129	9	224	224	224		
7	JENKINS	11	91	91	91	129	224	224	224	91	91	91		
281	FARLEY	12	30	30	129	91	91	91	91	281	281	281		
46	GATES	13	46	281	30	30	281	281	281	30	30	30		
184	DELLOW	14	281	129	281	281	30	30	30	46	46	46		
30	PENRICE	15	129	46	46	46	46	46	46	63	63	63		
63	WREN	16	184	184	333	333	333	63	63	333	333	333		
333	HOUGHTON	17	333	333	63	63	63	333	333	184	184			
129	DINSMORE	18	63	63	184	184	184	184	184					

BMCRC - MRO Championships 2023 - Rnd 2 @ Pembrey

Reactive Parts MRO Powerbikes inc Clubman 1000

RACE 8 - SECTOR ANALYSIS



SECTOR 1 = FL to I1, SECTOR 2 = I1 to FL, DIFF = Difference To Personal Best Lap, P = Crossed Finish Line in Pit Lane, D = Time Disallowed

P1 48		Nicky WILSON		Suzuki GSXR 1000 - Demon GP/Haslemere Motorcycles		
IDEAL LAP TIME : 59.547		BEST LAP TIME : 59.706		DIFFERENCE : 0.159		
LAP	SECTOR 1	SECTOR 2	LAP TIME	MPH	DIFF	TIME OF DAY
1 -			1:05.676	79.80	5.970	14:26:07.539
2 -	33.694	26.400	1:00.094	87.22	0.388	14:27:07.633
3 -	33.624	26.440	1:00.064	87.26	0.358	14:28:07.697
4 -	33.332	26.386	59.718 (2)	87.77	0.012	14:29:07.415
5 -	33.194	26.512	59.706 (1)	87.79		14:30:07.121
6 -	33.546	26.353	59.899 (3)	87.50	0.193	14:31:07.020
7 -	33.568	26.862	1:00.430	86.73	0.724	14:32:07.450
8 -	33.921	27.452	1:01.373	85.40	1.667	14:33:08.823
9 -	34.639	27.399	1:02.038	84.49	2.332	14:34:10.861
10 -	34.873	27.775	1:02.648	83.66	2.942	14:35:13.509

P2 21		Jack CROUCHER		Kawasaki ZX10R - Trendy lofts		
IDEAL LAP TIME : 1:00.776		BEST LAP TIME : 1:00.816		DIFFERENCE : 0.040		
LAP	SECTOR 1	SECTOR 2	LAP TIME	MPH	DIFF	TIME OF DAY
1 -			1:06.086	79.31	5.270	14:26:07.949
2 -	34.642	26.463	1:01.105 (2)	85.78	0.289	14:27:09.054
3 -	34.430	26.386	1:00.816 (1)	86.18		14:28:09.870
4 -	34.502	26.603	1:01.105 (2)	85.78	0.289	14:29:10.975
5 -	34.390	26.723	1:01.113	85.76	0.297	14:30:12.088
6 -	34.561	26.912	1:01.473	85.26	0.657	14:31:13.561
7 -	34.747	27.018	1:01.765	84.86	0.949	14:32:15.326
8 -	34.911	26.583	1:01.494	85.23	0.678	14:33:16.820
9 -	34.676	27.056	1:01.732	84.90	0.916	14:34:18.552
10 -	34.597	26.915	1:01.512	85.21	0.696	14:35:20.064

P3 40		Charles HARDISTY		Yamaha YZF R1 - Kaymac/gatc		
IDEAL LAP TIME : 1:00.391		BEST LAP TIME : 1:00.509		DIFFERENCE : 0.118		
LAP	SECTOR 1	SECTOR 2	LAP TIME	MPH	DIFF	TIME OF DAY
1 -			1:08.344	76.69	7.835	14:26:10.207
2 -	34.153	26.562	1:00.715 (2)	86.33	0.206	14:27:10.922
3 -	34.151	26.797	1:00.948	86.00	0.439	14:28:11.870
4 -	34.131	26.837	1:00.968	85.97	0.459	14:29:12.838
5 -	33.829	26.680	1:00.509 (1)	86.62		14:30:13.347
6 -	34.607	26.710	1:01.317	85.48	0.808	14:31:14.664
7 -	34.225	26.604	1:00.829 (3)	86.16	0.320	14:32:15.493
8 -	34.257	26.710	1:00.967	85.97	0.458	14:33:16.460
9 -	34.665	27.307	1:01.972	84.58	1.463	14:34:18.432
10 -	35.058	26.853	1:01.911	84.66	1.402	14:35:20.343

P4 53		Seamus McGLYNN		Yamaha R1 - S and d build and design Ltd		
IDEAL LAP TIME : 1:00.271		BEST LAP TIME : 1:00.383		DIFFERENCE : 0.112		
LAP	SECTOR 1	SECTOR 2	LAP TIME	MPH	DIFF	TIME OF DAY
1 -			1:05.711	79.76	5.328	14:26:07.574
2 -	34.559	26.713	1:01.272 (2)	85.54	0.889	14:27:08.846
3 -	33.793	26.590	1:00.383 (1)	86.80		14:28:09.229
4 -	34.123	27.238	1:01.361	85.42	0.978	14:29:10.590
5 -	35.777	26.818	1:02.595	83.73	2.212	14:30:13.185
6 -	34.530	26.827	1:01.357	85.42	0.974	14:31:14.542
7 -	34.805	26.478	1:01.283 (3)	85.53	0.900	14:32:15.825
8 -	34.863	26.583	1:01.446	85.30	1.063	14:33:17.271
9 -	34.673	27.009	1:01.682	84.97	1.299	14:34:18.953
10 -	34.915	26.616	1:01.531	85.18	1.148	14:35:20.484

BMCRC - MRO Championships 2023 - Rnd 2 @ Pembrey

Reactive Parts MRO Powerbikes inc Clubman 1000

RACE 8 - SECTOR ANALYSIS



SECTOR 1 = FL to I1, SECTOR 2 = I1 to FL, DIFF = Difference To Personal Best Lap, P = Crossed Finish Line in Pit Lane, D = Time Disallowed

P5 138 Michael BLANK		Yamaha R1 - Foxcote Fire Systems				
IDEAL LAP TIME : 1:01.873		BEST LAP TIME : 1:01.959		DIFFERENCE : 0.086		
LAP	SECTOR 1	SECTOR 2	LAP TIME	MPH	DIFF	TIME OF DAY
1 -			1:08.054	77.02	6.095	14:26:09.917
2 -	35.723	27.125	1:02.848	83.40	0.889	14:27:12.765
3 -	35.106	26.927	1:02.033 (2)	84.49	0.074	14:28:14.798
4 -	34.994	26.965	1:01.959 (1)	84.59		14:29:16.757
5 -	35.124	27.017	1:02.141 (3)	84.35	0.182	14:30:18.898
6 -	35.434	27.112	1:02.546	83.80	0.587	14:31:21.444
7 -	35.342	27.352	1:02.694	83.60	0.735	14:32:24.138
8 -	34.946	27.266	1:02.212	84.25	0.253	14:33:26.350
9 -	35.438	27.433	1:02.871	83.37	0.912	14:34:29.221
10 -	35.388	27.648	1:03.036	83.15	1.077	14:35:32.257

P6 17 Phil BAKER		BMW S1000RR - Ashford Accident Repair Centre				
IDEAL LAP TIME : 1:01.605		BEST LAP TIME : 1:01.646		DIFFERENCE : 0.041		
LAP	SECTOR 1	SECTOR 2	LAP TIME	MPH	DIFF	TIME OF DAY
1 -			1:07.632	77.50	5.986	14:26:09.495
2 -	35.769	27.220	1:02.989	83.21	1.343	14:27:12.484
3 -	35.503	27.179	1:02.682	83.62	1.036	14:28:15.166
4 -	35.678	27.379	1:03.057	83.12	1.411	14:29:18.223
5 -	35.332	27.558	1:02.890	83.34	1.244	14:30:21.113
6 -	35.102	27.329	1:02.431 (3)	83.95	0.785	14:31:23.544
7 -	35.288	27.397	1:02.685	83.61	1.039	14:32:26.229
8 -	35.584	27.260	1:02.844	83.40	1.198	14:33:29.073
9 -	34.942	27.353	1:02.295 (2)	84.14	0.649	14:34:31.368
10 -	34.426	27.220	1:01.646 (1)	85.02		14:35:33.014

P7 37 C Clayton GROVER		Yamaha R1 - Grover stunts				
IDEAL LAP TIME : 1:01.782		BEST LAP TIME : 1:02.038		DIFFERENCE : 0.256		
LAP	SECTOR 1	SECTOR 2	LAP TIME	MPH	DIFF	TIME OF DAY
1 -			1:07.944	77.14	5.906	14:26:09.807
2 -	35.620	27.212	1:02.832	83.42	0.794	14:27:12.639
3 -	34.570	27.739	1:02.309 (2)	84.12	0.271	14:28:14.948
4 -	35.394	27.719	1:03.113	83.05	1.075	14:29:18.061
5 -	35.187	27.613	1:02.800	83.46	0.762	14:30:20.861
6 -	34.899	27.433	1:02.332 (3)	84.09	0.294	14:31:23.193
7 -	35.144	27.697	1:02.841	83.41	0.803	14:32:26.034
8 -	35.360	27.559	1:02.919	83.30	0.881	14:33:28.953
9 -	35.182	27.605	1:02.787	83.48	0.749	14:34:31.740
10 -	34.804	27.234	1:02.038 (1)	84.49		14:35:33.778

P8 7 C Seb JENKINS		Suzuki GSX-R 1000 K6 - Long hours and hard graft				
IDEAL LAP TIME : 1:02.276		BEST LAP TIME : 1:02.564		DIFFERENCE : 0.288		
LAP	SECTOR 1	SECTOR 2	LAP TIME	MPH	DIFF	TIME OF DAY
1 -			1:09.773	75.12	7.209	14:26:11.636
2 -	35.134	27.688	1:02.822	83.43	0.258	14:27:14.458
3 -	34.852	27.712	1:02.564 (1)	83.77		14:28:17.022
4 -	35.175	27.473	1:02.648 (3)	83.66	0.084	14:29:19.670
5 -	34.986	27.893	1:02.879	83.36	0.315	14:30:22.549
6 -	35.105	27.764	1:02.869	83.37	0.305	14:31:25.418
7 -	35.578	27.796	1:03.374	82.70	0.810	14:32:28.792
8 -	35.229	27.749	1:02.978	83.22	0.414	14:33:31.770
9 -	35.603	27.715	1:03.318	82.78	0.754	14:34:35.088
10 -	34.803	27.761	1:02.564 (1)	83.77		14:35:37.652

BMCRC - MRO Championships 2023 - Rnd 2 @ Pembrey

Reactive Parts MRO Powerbikes inc Clubman 1000

RACE 8 - SECTOR ANALYSIS



SECTOR 1 = FL to I1, SECTOR 2 = I1 to FL, DIFF = Difference To Personal Best Lap, P = Crossed Finish Line in Pit Lane, D = Time Disallowed

P9 129 C		Cecil DINSMORE		Suzuki GSXR 1000 - KnC Motorsport		
IDEAL LAP TIME : 1:02.265		BEST LAP TIME : 1:02.342		DIFFERENCE : 0.077		
LAP	SECTOR 1	SECTOR 2	LAP TIME	MPH	DIFF	TIME OF DAY
1 -			1:12.085	72.71	9.743	14:26:13.948
2 -	35.814	27.706	1:03.520	82.51	1.178	14:27:17.468
3 -	36.073	27.455	1:03.528	82.50	1.186	14:28:20.996
4 -	35.032	27.799	1:02.831 (2)	83.42	0.489	14:29:23.827
5 -	35.218	27.853	1:03.071 (3)	83.10	0.729	14:30:26.898
6 -	35.523	27.584	1:03.107	83.05	0.765	14:31:30.005
7 -	35.564	27.962	1:03.526	82.51	1.184	14:32:33.531
8 -	35.531	27.631	1:03.162	82.98	0.820	14:33:36.693
9 -	35.781	27.448	1:03.229	82.89	0.887	14:34:39.922
10 -	34.817	27.525	1:02.342 (1)	84.07		14:35:42.264

P10 224 C		Lee HEALEY		Suzuki GSXR 1000R - Wilvin UK Ltd / Uniq3 Projects Ltd		
IDEAL LAP TIME : 1:03.085		BEST LAP TIME : 1:03.254		DIFFERENCE : 0.169		
LAP	SECTOR 1	SECTOR 2	LAP TIME	MPH	DIFF	TIME OF DAY
1 -			1:09.602	75.30	6.348	14:26:11.465
2 -	36.185	27.870	1:04.055	81.82	0.801	14:27:15.520
3 -	36.006	28.280	1:04.286	81.53	1.032	14:28:19.806
4 -	35.613	28.158	1:03.771	82.19	0.517	14:29:23.577
5 -	36.469	28.470	1:04.939	80.71	1.685	14:30:28.516
6 -	35.984	28.347	1:04.331	81.47	1.077	14:31:32.847
7 -	35.872	28.019	1:03.891	82.03	0.637	14:32:36.738
8 -	35.464	27.993	1:03.457 (2)	82.60	0.203	14:33:40.195
9 -	35.579	27.675	1:03.254 (1)	82.86		14:34:43.449
10 -	35.410	28.151	1:03.561 (3)	82.46	0.307	14:35:47.010

P11 91 C		Chris TAYLOR		BMW S1000RR - Cam Civils and Landscaping LTD		
IDEAL LAP TIME : 1:03.590		BEST LAP TIME : 1:03.777		DIFFERENCE : 0.187		
LAP	SECTOR 1	SECTOR 2	LAP TIME	MPH	DIFF	TIME OF DAY
1 -			1:10.512	74.33	6.735	14:26:12.375
2 -	35.746	28.061	1:03.807 (2)	82.14	0.030	14:27:16.182
3 -	35.648	28.583	1:04.231	81.60	0.454	14:28:20.413
4 -	36.132	28.102	1:04.234	81.60	0.457	14:29:24.647
5 -	35.591	28.474	1:04.065 (3)	81.81	0.288	14:30:28.712
6 -	35.994	28.323	1:04.317	81.49	0.540	14:31:33.029
7 -	35.922	28.151	1:04.073	81.80	0.296	14:32:37.102
8 -	35.529	28.248	1:03.777 (1)	82.18		14:33:40.879
9 -	35.640	28.599	1:04.239	81.59	0.462	14:34:45.118
10 -	35.812	28.353	1:04.165	81.68	0.388	14:35:49.283

P12 281 C		Daniel FARLEY		Suzuki GSXR - F-TECH FIRE & ELECTRICAL LTD		
IDEAL LAP TIME : 1:03.233		BEST LAP TIME : 1:03.434		DIFFERENCE : 0.201		
LAP	SECTOR 1	SECTOR 2	LAP TIME	MPH	DIFF	TIME OF DAY
1 -			1:11.638	73.16	8.204	14:26:13.501
2 -	35.878	27.823	1:03.701 (2)	82.28	0.267	14:27:17.202
3 -	36.691	28.349	1:05.040	80.59	1.606	14:28:22.242
4 -	36.449	28.389	1:04.838	80.84	1.404	14:29:27.080
5 -	36.170	27.907	1:04.077 (3)	81.80	0.643	14:30:31.157
6 -	35.410	28.024	1:03.434 (1)	82.63		14:31:34.591
7 -	35.804	28.297	1:04.101	81.77	0.667	14:32:38.692
8 -	36.295	28.445	1:04.740	80.96	1.306	14:33:43.432
9 -	35.621	28.496	1:04.117	81.75	0.683	14:34:47.549
10 -	35.777	28.480	1:04.257	81.57	0.823	14:35:51.806

BMCRC - MRO Championships 2023 - Rnd 2 @ Pembrey

Reactive Parts MRO Powerbikes inc Clubman 1000

RACE 8 - SECTOR ANALYSIS



SECTOR 1 = FL to I1, SECTOR 2 = I1 to FL, DIFF = Difference To Personal Best Lap, P = Crossed Finish Line in Pit Lane, D = Time Disallowed

P13 30 C		Alex PENRICE		Yamaha R1 - AP Motorcycles		
IDEAL LAP TIME :		BEST LAP TIME : 1:04.134		DIFFERENCE :		
LAP	SECTOR 1	SECTOR 2	LAP TIME	MPH	DIFF	TIME OF DAY
1 -			1:10.767	74.06	6.633	14:26:12.630
2 -			1:04.134 (1)	81.72		14:27:16.764
3 -			1:04.965	80.68	0.831	14:28:21.729
4 -			1:05.105	80.50	0.971	14:29:26.834
5 -			1:05.060	80.56	0.926	14:30:31.894
6 -			1:05.329	80.23	1.195	14:31:37.223
7 -			1:05.377	80.17	1.243	14:32:42.600
8 -			1:05.105	80.50	0.971	14:33:47.705
9 -			1:04.694 (2)	81.02	0.560	14:34:52.399
10 -			1:04.864 (3)	80.80	0.730	14:35:57.263

P14 46 C		Simon GATES		Yamaha YZF R1 - Canine Plus		
IDEAL LAP TIME : 1:04.287		BEST LAP TIME : 1:04.545		DIFFERENCE : 0.258		
LAP	SECTOR 1	SECTOR 2	LAP TIME	MPH	DIFF	TIME OF DAY
1 -			1:11.475	73.33	6.930	14:26:13.338
2 -	36.620	28.347	1:04.967	80.68	0.422	14:27:18.305
3 -	36.097	28.475	1:04.572 (2)	81.17	0.027	14:28:22.877
4 -	36.210	28.591	1:04.801	80.88	0.256	14:29:27.678
5 -	36.139	28.406	1:04.545 (1)	81.20		14:30:32.223
6 -	36.721	28.572	1:05.293	80.27	0.748	14:31:37.516
7 -	36.682	28.718	1:05.400	80.14	0.855	14:32:42.916
8 -	36.686	28.423	1:05.109	80.50	0.564	14:33:48.025
9 -	36.397	28.229	1:04.626 (3)	81.10	0.081	14:34:52.651
10 -	36.581	28.190	1:04.771	80.92	0.226	14:35:57.422

P15 63		Matthew WREN		Suzuki GSXR - TBR performance		
IDEAL LAP TIME : 1:04.577		BEST LAP TIME : 1:04.592		DIFFERENCE : 0.015		
LAP	SECTOR 1	SECTOR 2	LAP TIME	MPH	DIFF	TIME OF DAY
1 -			1:16.051	68.92	11.459	14:26:17.914
2 -	36.680	28.391	1:05.071 (2)	80.55	0.479	14:27:22.985
3 -	37.632	28.711	1:06.343	79.00	1.751	14:28:29.328
4 -	36.830	28.954	1:05.784	79.67	1.192	14:29:35.112
5 -	36.694	28.838	1:05.532	79.98	0.940	14:30:40.644
6 -	37.409	28.718	1:06.127	79.26	1.535	14:31:46.771
7 -	36.355	28.237	1:04.592 (1)	81.14		14:32:51.363
8 -	36.944	28.222	1:05.166 (3)	80.43	0.574	14:33:56.529
9 -	37.000	29.006	1:06.006	79.41	1.414	14:35:02.535
10 -	36.621	28.815	1:05.436	80.10	0.844	14:36:07.971

P16 333		Andrew HOUGHTON		BMW S1000RR - Bahnstormer BMW		
IDEAL LAP TIME : 1:05.582		BEST LAP TIME : 1:05.791		DIFFERENCE : 0.209		
LAP	SECTOR 1	SECTOR 2	LAP TIME	MPH	DIFF	TIME OF DAY
1 -			1:14.338	70.51	8.547	14:26:16.201
2 -	37.484	28.850	1:06.334	79.01	0.543	14:27:22.535
3 -	37.219	28.913	1:06.132	79.25	0.341	14:28:28.667
4 -	37.239	28.723	1:05.962	79.46	0.171	14:29:34.629
5 -	36.972	28.819	1:05.791 (1)	79.67		14:30:40.420
6 -	37.852	28.749	1:06.601	78.70	0.810	14:31:47.021
7 -	37.268	28.753	1:06.021	79.39	0.230	14:32:53.042
8 -	37.426	28.610	1:06.036	79.37	0.245	14:33:59.078
9 -	37.155	28.692	1:05.847 (2)	79.60	0.056	14:35:04.925
10 -	37.025	28.885	1:05.910 (3)	79.52	0.119	14:36:10.835

BMCRC - MRO Championships 2023 - Rnd 2 @ Pembrey

Reactive Parts MRO Powerbikes inc Clubman 1000

RACE 8 - SECTOR ANALYSIS



SECTOR 1 = FL to I1, SECTOR 2 = I1 to FL, DIFF = Difference To Personal Best Lap, P = Crossed Finish Line in Pit Lane, D = Time Disallowed

P17 184 C		Martyn DELLOW		Suzuki GSXR1000 - Kirdford Shotblasting			
IDEAL LAP TIME : 1:07.040		BEST LAP TIME : 1:07.040		DIFFERENCE : 0.000			
LAP	SECTOR 1	SECTOR 2	LAP TIME	MPH	DIFF	TIME OF DAY	
1 -			1:13.541	71.27	6.501	14:26:15.404	
2 -	37.782	29.258	1:07.040 (1)	78.18		14:27:22.444	
3 -	37.804	29.730	1:07.534 (2)	77.61	0.494	14:28:29.978	
4 -	39.140	29.768	1:08.908 (3)	76.06	1.868	14:29:38.886	
5 -	39.226	30.388	1:09.614	75.29	2.574	14:30:48.500	
6 -	39.870	30.563	1:10.433	74.41	3.393	14:31:58.933	
7 -	39.327	30.740	1:10.067	74.80	3.027	14:33:09.000	
8 -	39.292	29.974	1:09.266	75.67	2.226	14:34:18.266	
9 -	39.392	30.873	1:10.265	74.59	3.225	14:35:28.531	

P18 9		Shaun HENNESSY		Honda FIREBLADE - Turbary Carp Lakes Somerset			
IDEAL LAP TIME : 1:02.573		BEST LAP TIME : 1:02.619		DIFFERENCE : 0.046			
LAP	SECTOR 1	SECTOR 2	LAP TIME	MPH	DIFF	TIME OF DAY	
1 -			1:09.352	75.57	6.733	14:26:11.215	
2 -	35.215	27.654	1:02.869 (3)	83.37	0.250	14:27:14.084	
3 -	35.473	27.983	1:03.456	82.60	0.837	14:28:17.540	
4 -	35.026	27.715	1:02.741 (2)	83.54	0.122	14:29:20.281	
5 -	35.072	27.547	1:02.619 (1)	83.70		14:30:22.900	
6 -	35.104	27.788	1:02.892	83.34	0.273	14:31:25.792	
7 -	35.429	33.415	1:08.844	76.13	6.225	14:32:34.636	

BMCRC - MRO Championships 2023 - Rnd 2 @ Pembrey

Reactive Parts MRO Powerbikes inc Clubman 1000

RACE 8 - BEST SECTORS

SECTOR 1			SECTOR 2			IDEAL / BEST COMPARISON						
POS	NO	NAME	TIME	NO	NAME	TIME	POS	NO	NAME	IDEAL	BEST	DIFF
									PERFECT LAP	59.547		
1	48	WILSON	33.194	48	WILSON	26.353	1	48	WILSON	59.547	59.706	0.159
2	53	McGLYNN	33.793	21	CROUCHER	26.386	2	53	McGLYNN	1:00.271	1:00.383	0.112
3	40	HARDISTY	33.829	53	McGLYNN	26.478	3	40	HARDISTY	1:00.391	1:00.509	0.118
4	21	CROUCHER	34.390	40	HARDISTY	26.562	4	21	CROUCHER	1:00.776	1:00.816	0.040
5	17	BAKER	34.426	138	BLANK	26.927	5	17	BAKER	1:01.605	1:01.646	0.041
6	37	GROVER	34.570	17	BAKER	27.179	6	37	GROVER	1:01.782	1:02.038	0.256
7	7	JENKINS	34.803	37	GROVER	27.212	7	138	BLANK	1:01.873	1:01.959	0.086
8	129	DINSMORE	34.817	129	DINSMORE	27.448	8	129	DINSMORE	1:02.265	1:02.342	0.077
9	138	BLANK	34.946	7	JENKINS	27.473	9	7	JENKINS	1:02.276	1:02.564	0.288
10	9	HENNESSY	35.026	9	HENNESSY	27.547	10	9	HENNESSY	1:02.573	1:02.619	0.046
11	224	HEALEY	35.410	224	HEALEY	27.675	11	224	HEALEY	1:03.085	1:03.254	0.169
12	281	FARLEY	35.410	281	FARLEY	27.823	12	281	FARLEY	1:03.233	1:03.434	0.201
13	91	TAYLOR	35.529	91	TAYLOR	28.061	13	91	TAYLOR	1:03.590	1:03.777	0.187
14	46	GATES	36.097	46	GATES	28.190	14	46	GATES	1:04.287	1:04.545	0.258
15	63	WREN	36.355	63	WREN	28.222	15	63	WREN	1:04.577	1:04.592	0.015
16	333	HOUGHTON	36.972	333	HOUGHTON	28.610	16	333	HOUGHTON	1:05.582	1:05.791	0.209
17	184	DELLOW	37.782	184	DELLOW	29.258	17	184	DELLOW	1:07.040	1:07.040	0.000
18							18	30	PENRICE		1:04.134	

BMCRC - MRO Championships 2023 - Rnd 2 @ Pembrey

Reactive Parts MRO Powerbikes inc Clubman 1000

RACE 8 - STATISTICS

Competitors Started 18
Planned Start 2023-04-08 @ 14:26:00.000
Actual Start 2023-04-08 @ 14:25:01.862
Finish Time 2023-04-08 @ 14:35:13.508
Track Length 1.4560mi.
Total Laps 176
Total Distance Covered 256.2560mi.

Session Fastest Lap History

NO	CL	NAME	LAP TIME	TIME OF DAY	LAP	VEHICLE
48		Nicky WILSON	1:00.094	14:27:07.646	2	Suzuki GSXR 1000
48		Nicky WILSON	1:00.064	14:28:07.709	3	Suzuki GSXR 1000
48		Nicky WILSON	59.718	14:29:07.427	4	Suzuki GSXR 1000
48		Nicky WILSON	59.706	14:30:07.134	5	Suzuki GSXR 1000

Session Leader History

NO	CL	NAME	FROM LAP	LAPS LED	DISTANCE	VEHICLE
48		Nicky WILSON	1	10	14.56 miles	Suzuki GSXR 1000

Flag History

TYPE	TIME OF DAY
GREEN	14:25:01.862
FINISH	14:35:13.508

Flag Statistics

TYPE	COUNT	TOTAL LAPS	TOTAL TIME
Green	1	10	11:30.962
Red	0	0	0.000
Safety Car	0	0	0.000
FCY	0	0	0.000

BMCRC - MRO Championships 2023 - Rnd 2 @ Pembrey

Reactive Parts MRO Powerbikes inc Clubman 1000

RACE 8 - STATISTICS

CLASS :

9 Starters

Fastest Lap History

NO	NAME	LAP TIME	TIME OF DAY	LAP	VEHICLE
48	Nicky WILSON	1:00.094	14:27:07.646	2	Suzuki GSXR 1000
48	Nicky WILSON	1:00.064	14:28:07.709	3	Suzuki GSXR 1000
48	Nicky WILSON	59.718	14:29:07.427	4	Suzuki GSXR 1000
48	Nicky WILSON	59.706	14:30:07.134	5	Suzuki GSXR 1000

Leader History

NO	NAME	FROM LAP	LAPS LED	DISTANCE	VEHICLE
48	Nicky WILSON	1	10	14.56 miles	Suzuki GSXR 1000

BMCRC - MRO Championships 2023 - Rnd 2 @ Pembrey

Reactive Parts MRO Powerbikes inc Clubman 1000

RACE 8 - STATISTICS

CLASS : C

9 Starters

Fastest Lap History

NO	NAME	LAP TIME	TIME OF DAY	LAP	VEHICLE
37	Clayton GROVER	1:02.832	14:27:12.650	2	Yamaha R1
7	Seb JENKINS	1:02.822	14:27:14.472	2	Suzuki GSX-R 1000 K6
37	Clayton GROVER	1:02.309	14:28:14.959	3	Yamaha R1
37	Clayton GROVER	1:02.038	14:35:33.789	10	Yamaha R1

Leader History

NO	NAME	FROM LAP	LAPS LED	DISTANCE	VEHICLE
37	Clayton GROVER	1	10	14.56 miles	Yamaha R1


BMCRC - MRO Championships 2023 - Rnd 2 @ Pembrey

Reactive Parts MRO Powerbikes inc Clubman 1000

RACE 8 - GRID (13 Laps)



ROW 6	18 184 Martyn DELLOW 1:07.040	17 333 Andrew HOUGHTON 1:05.791	16 63 Matthew WREN 1:04.592
ROW 5	15 46 Simon GATES 1:04.545	14 30 Alex PENRICE 1:04.134	13 91 Chris TAYLOR 1:03.777
ROW 4	12 281 Daniel FARLEY 1:03.434	11 224 Lee HEALEY 1:03.254	10 9 Shaun HENNESSY 1:02.619
ROW 3	9 7 Seb JENKINS 1:02.564	8 129 Cecil DINSMORE 1:02.342	7 37 Clayton GROVER 1:02.038
ROW 2	6 138 Michael BLANK 1:01.959	5 17 Phil BAKER 1:01.646	4 21 Jack CROUCHER 1:00.816
ROW 1	3 40 Charles HARDISTY 1:00.509	2 53 Seamus McGLYNN 1:00.383	1 48 Nicky WILSON 59.706 Pole



Pembrey National: 1.4560 miles

These results are provisional until the conclusion of any judicial and technical matters.

Clerk Of Course :	Stewards :	Timekeeper : Sarah Evans
-------------------	------------	--------------------------

Results can be found at www.tsl-timing.com

Printed - 14:40 Saturday, 08 April 2023





BMCRC - MRO Championships 2023 - Rnd 2 @ Pembrey

Reactive Parts MRO Powerbikes inc Clubman 1000



RACE 8 - CLASSIFICATION

POS	NO	CL	PIC NAME	ENTRY	LAPS	TIME	GAP	DIFF	MPH	BEST	ON
1	48		1 Nicky WILSON	Suzuki GSXR 1000 - Demon GP/Haslemere Motorcy	13	13:12.147			86.02	59.897	3
2	21		2 Jack CROUCHER	Kawasaki ZX10R - Trendy lofts	13	13:16.418	4.271	4.271	85.55	59.908	3
3	53		3 Seamus McGLYNN	Yamaha R1 - S and d build and design Ltd	13	13:21.488	9.341	5.070	85.01	1:00.544	7
4	37	C	1 Clayton GROVER	Yamaha R1 - Grover stunts	13	13:31.107	18.960	9.619	84.00	1:01.478	7
5	7	C	2 Seb JENKINS	Suzuki GSX-R 1000 K6 - Long hours and hard graft	13	13:34.071	21.924	2.964	83.70	1:01.639	5
6	9		4 Shaun HENNESSY	Honda FIREBLADE - Turbary Carp Lakes Somerset	13	13:34.367	22.220	0.296	83.67	1:01.647	5
7	40		5 Charles HARDISTY	Yamaha YZF R1 - Kaymac/gatc	13	13:39.154	27.007	4.787	83.18	1:01.509	6
8	17		6 Phil BAKER	BMW S1000RR - Ashford Accident Repair Centre	13	13:44.607	32.460	5.453	82.63	1:02.507	4
9	91*	C	3 Chris TAYLOR	BMW S1000RR - Cam Civils and Landscaping LTD	13	14:01.261	49.114	16.654	80.99	1:02.169	8
10	224	C	4 Lee HEALEY	Suzuki GSXR 1000R - Wilvin UK Ltd / Uniq3 Project	13	14:03.389	51.242	2.128	80.79	1:03.806	3
11	46	C	5 Simon GATES	Yamaha YZF R1 - Canine Plus	13	14:05.402	53.255	2.013	80.60	1:03.784	10
12	30	C	6 Alex PENRICE	Yamaha R1 - AP Motorcycles	13	14:13.828	1:01.681	8.426	79.80	1:04.441	10
13	184	C	7 Martyn DELLOW	Suzuki GSXR1000 - Kirdford Shotblasting	12	13:57.948	1 Lap	1 Lap	75.06	1:06.803	2

NOT CLASSIFIED

DNF	138		Michael BLANK	Yamaha R1 - Foxcote Fire Systems	8	8:56.487	5 Laps	4 Laps	78.16	1:03.164	6
DNF	333		Andrew HOUGHTON	BMW S1000RR - Bahnstormer BMW	2	2:23.006	11 Laps	6 Laps	73.30	1:08.222	2
DNF	129	C	Cecil DINSMORE	Suzuki GSXR 1000 - KnC Motorsport	0						
DNF	281	C	Daniel FARLEY	Suzuki GSXR - F-TECH FIRE & ELECTRICAL LTD	0						

NOT STARTED

NS	63		Matthew WREN	Suzuki GSXR - TBR performance							
----	----	--	--------------	-------------------------------	--	--	--	--	--	--	--

FASTEST LAP

	48		Nicky WILSON	Suzuki GSXR 1000 - Demon GP/Haslemere Motorcy	3	59.897			87.51 mph	140.83 kph	
	37	C	Clayton GROVER	Yamaha R1 - Grover stunts	7	1:01.478			85.25 mph	137.21 kph	

Bike 91 - 10 second penalty - Jump start
 Class - 92.5% of Race Speed = 79.56 mph
 Class C - 92.5% of Race Speed = 77.70 mph

Weather / Track : Bright / Dry

These results are provisional until the conclusion of any judicial and technical matters.

Race Distance: 13 Laps / 18.92 miles

Pembrey National: 1.4560 miles

Date: 09/04/2023 Start: 11:38 Finish: 11:51

Clerk Of Course :	Stewards :	Timekeeper : Sarah Evans
-------------------	------------	--------------------------

Results can be found at www.tsl-timing.com

Printed - 11:54 Sunday, 09 April 2023



BMCRC - MRO Championships 2023 - Rnd 2 @ Pembrey

Reactive Parts MRO Powerbikes inc Clubman 1000

RACE 8 - LAP CHART

LAP 1 @ 11:39:18.601

NO	BEHIND	LAP TIME
48		1:04.597
21	0.939	1:05.536
53	1.335	1:05.932
37	1.846	1:06.443
40	3.463	1:08.060
7	4.036	1:08.633
9	4.675	1:09.272
17	5.158	1:09.755
224	6.171	1:10.768
91	6.358	1:10.955
138	6.480	1:11.077
46	8.453	1:13.050
30	9.198	1:13.795
184	9.793	1:14.390
333	10.187	1:14.784

LAP 2 @ 11:40:19.318

NO	BEHIND	LAP TIME
48		1:00.717
21	0.424	1:00.202
53	1.810	1:01.192
37	3.424	1:02.295
40	5.257	1:02.511
7	5.511	1:02.192
9	6.095	1:02.137
17	7.203	1:02.762
224	9.457	1:04.003
91	9.871	1:04.230
138	9.932	1:04.169
46	12.679	1:04.943
30	13.969	1:05.488
184	15.879	1:06.803
333	17.692	1:08.222

LAP 3 @ 11:41:19.215

NO	BEHIND	LAP TIME
48		59.897
21	0.435	59.908
53	3.026	1:01.113
37	5.669	1:02.142
40	7.387	1:02.027
7	7.915	1:02.301
9	8.630	1:02.432
17	10.350	1:03.044
224	13.366	1:03.806
91	13.661	1:03.687
138	13.736	1:03.701
46	17.035	1:04.253
30	18.637	1:04.565
184	23.004	1:07.022

LAP 4 @ 11:42:19.455

NO	BEHIND	LAP TIME
48		1:00.240
21	0.935	1:00.740
53	4.095	1:01.309
37	7.564	1:02.135
40	8.828	1:01.681
7	9.355	1:01.680
9	10.154	1:01.764
17	12.617	1:02.507

224	17.229	1:04.103
91	17.385	1:03.964
138	17.569	1:04.073
46	20.846	1:04.051
30	22.914	1:04.517
184	30.984	1:08.220

LAP 5 @ 11:43:19.359

NO	BEHIND	LAP TIME
48		59.904
21	2.574	1:01.543
53	5.034	1:00.843
37	9.937	1:02.277
40	10.487	1:01.563
7	11.090	1:01.639
9	11.897	1:01.647
17	15.803	1:03.090
91	20.819	1:03.338
224	21.748	1:04.423
138	22.014	1:04.349
46	25.333	1:04.391
30	27.945	1:04.935
184	39.991	1:08.911

LAP 6 @ 11:44:19.487

NO	BEHIND	LAP TIME
48		1:00.128
21	3.694	1:01.248
53	5.969	1:01.063
37	11.492	1:01.683
40	11.868	1:01.509
7	13.108	1:02.146
9	13.536	1:01.767
17	18.578	1:02.903
91	23.071	1:02.380
138	25.050	1:03.164
224	25.720	1:04.100
46	29.603	1:04.398
30	32.796	1:04.979
184	50.091	1:10.228

LAP 7 @ 11:45:19.474

NO	BEHIND	LAP TIME
48		59.987
21	4.783	1:01.076
53	6.526	1:00.544
37	12.983	1:01.478
40	14.481	1:02.600
7	15.419	1:02.298
9	15.761	1:02.212
17	21.635	1:03.044
91	25.794	1:02.710
138	28.322	1:03.259
224	30.889	1:05.156
46	34.236	1:04.620
30	37.804	1:04.995

LAP 8 @ 11:46:19.963

NO	BEHIND	LAP TIME
48		1:00.489
184	1 Lap	1:10.746
21	5.281	1:00.987
53	6.692	1:00.655

37	14.171	1:01.677
40	16.180	1:02.188
7	17.019	1:02.089
9	17.637	1:02.365
17	24.176	1:03.030
91	27.474	1:02.169
224	35.926	1:05.526
46	38.631	1:04.884
30	42.288	1:04.973
138	50.528	1:22.695 P

LAP 9 @ 11:47:21.291

NO	BEHIND	LAP TIME
48		1:01.328
21	4.807	1:00.854
53	6.337	1:00.973
184	1 Lap	1:08.850
37	15.127	1:02.284
40	17.463	1:02.611
7	17.564	1:01.873
9	18.140	1:01.831
17	25.435	1:02.587
91	28.418	1:02.272
224	39.746	1:05.148
46	41.731	1:04.428
30	45.821	1:04.861

LAP 10 @ 11:48:22.250

NO	BEHIND	LAP TIME
48		1:00.959
21	4.932	1:01.084
53	6.727	1:01.349
37	15.971	1:01.803
184	1 Lap	1:09.296
7	18.614	1:02.009
9	19.086	1:01.905
40	20.664	1:04.160
17	27.150	1:02.674
91	30.116	1:02.657
224	42.614	1:03.827
46	44.556	1:03.784
30	49.303	1:04.441

LAP 11 @ 11:49:23.244

NO	BEHIND	LAP TIME
48		1:00.994
21	4.778	1:00.840
53	7.585	1:01.852
37	16.913	1:01.936
7	19.813	1:02.193
9	20.111	1:02.019
40	23.358	1:03.688
184	1 Lap	1:09.969
17	29.012	1:02.856
91	32.367	1:03.245
224	45.743	1:04.123
46	47.867	1:04.305
30	53.603	1:05.294

LAP 12 @ 11:50:25.070

NO	BEHIND	LAP TIME
48		1:01.826
21	3.866	1:00.914

53	7.595	1:01.836
37	17.499	1:02.412
7	20.606	1:02.619
9	21.084	1:02.799
40	24.347	1:02.815
17	30.181	1:02.995
184	1 Lap	1:10.805
91	35.812	1:05.271
224	47.815	1:03.898
46	50.245	1:04.204
30	57.181	1:05.404

LAP 13 @ 11:51:26.151

NO	BEHIND	LAP TIME
48		1:01.081
21	4.271	1:01.486
53	9.341	1:02.827
37	18.960	1:02.542
7	21.924	1:02.399
9	22.220	1:02.217
40	27.007	1:03.741
17	32.460	1:03.360
91	39.114	1:04.383
184	1 Lap	1:12.708
224	51.242	1:04.508
46	53.255	1:04.091
30	1:01.681	1:05.581

BMCRC - MRO Championships 2023 - Rnd 2 @ Pembrey

Reactive Parts MRO Powerbikes inc Clubman 1000

RACE 8 - POSITION CHART

No	Name	Lap														
		Pos	1	2	3	4	5	6	7	8	9	10	11	12	13	
48	WILSON	1	48	48	48	48	48	48	48	48	48	48	48	48	48	48
53	McGLYNN	2	21	21	21	21	21	21	21	21	21	21	21	21	21	21
40	HARDISTY	3	53	53	53	53	53	53	53	53	53	53	53	53	53	53
21	CROUCHER	4	37	37	37	37	37	37	37	37	37	37	37	37	37	37
17	BAKER	5	40	40	40	40	40	40	40	40	40	7	7	7	7	7
138	BLANK	6	7	7	7	7	7	7	7	7	7	9	9	9	9	9
37	GROVER	7	9	9	9	9	9	9	9	9	9	40	40	40	40	40
129	DINSMORE	8	17	17	17	17	17	17	17	17	17	17	17	17	17	17
7	JENKINS	9	224	224	224	224	91	91	91	91	91	91	91	91	91	91
9	HENNESSY	10	91	91	91	91	224	138	138	224	224	224	224	224	224	224
224	HEALEY	11	138	138	138	138	138	224	224	46	46	46	46	46	46	46
281	FARLEY	12	46	46	46	46	46	46	46	30	30	30	30	30	30	30
91	TAYLOR	13	30	30	30	30	30	30	30	138	184	184	184	184	184	184
30	PENRICE	14	184	184	184	184	184	184	184	184	184	184	184	184	184	184
46	GATES	15	333	333												
63	WREN	16														
333	HOUGHTON	17														
184	DELLOW	18														

BMCRC - MRO Championships 2023 - Rnd 2 @ Pembrey

Reactive Parts MRO Powerbikes inc Clubman 1000

RACE 8 - SECTOR ANALYSIS



SECTOR 1 = FL to I1, SECTOR 2 = I1 to FL, DIFF = Difference To Personal Best Lap, P = Crossed Finish Line in Pit Lane, D = Time Disallowed

P1 48		Nicky WILSON		Suzuki GSXR 1000 - Demon GP/Haslemere Motorcycles		
IDEAL LAP TIME : 59.744		BEST LAP TIME : 59.897		DIFFERENCE : 0.153		
LAP	SECTOR 1	SECTOR 2	LAP TIME	MPH	DIFF	TIME OF DAY
1 -		26.531	1:04.597	81.14	4.700	11:39:18.601
2 -	33.955	26.762	1:00.717	86.32	0.820	11:40:19.318
3 -	33.438	26.459	59.897 (1)	87.51		11:41:19.215
4 -	33.715	26.525	1:00.240	87.01	0.343	11:42:19.455
5 -	33.544	26.360	59.904 (2)	87.50	0.007	11:43:19.359
6 -	33.384	26.744	1:00.128	87.17	0.231	11:44:19.487
7 -	33.514	26.473	59.987 (3)	87.37	0.090	11:45:19.474
8 -	33.586	26.903	1:00.489	86.65	0.592	11:46:19.963
9 -	34.446	26.882	1:01.328	85.46	1.431	11:47:21.291
10 -	34.110	26.849	1:00.959	85.98	1.062	11:48:22.250
11 -	34.067	26.927	1:00.994	85.93	1.097	11:49:23.244
12 -	34.768	27.058	1:01.826	84.77	1.929	11:50:25.070
13 -	34.105	26.976	1:01.081	85.81	1.184	11:51:26.151

P2 21		Jack CROUCHER		Kawasaki ZX10R - Trendy lofts		
IDEAL LAP TIME : 59.873		BEST LAP TIME : 59.908		DIFFERENCE : 0.035		
LAP	SECTOR 1	SECTOR 2	LAP TIME	MPH	DIFF	TIME OF DAY
1 -		26.597	1:05.536	79.97	5.628	11:39:19.540
2 -	33.993	26.209	1:00.202 (2)	87.06	0.294	11:40:19.742
3 -	33.664	26.244	59.908 (1)	87.49		11:41:19.650
4 -	34.054	26.686	1:00.740 (3)	86.29	0.832	11:42:20.390
5 -	34.683	26.860	1:01.543	85.16	1.635	11:43:21.933
6 -	34.646	26.602	1:01.248	85.57	1.340	11:44:23.181
7 -	34.521	26.555	1:01.076	85.82	1.168	11:45:24.257
8 -	34.159	26.828	1:00.987	85.94	1.079	11:46:25.244
9 -	33.981	26.873	1:00.854	86.13	0.946	11:47:26.098
10 -	34.366	26.718	1:01.084	85.80	1.176	11:48:27.182
11 -	34.099	26.741	1:00.840	86.15	0.932	11:49:28.022
12 -	34.196	26.718	1:00.914	86.04	1.006	11:50:28.936
13 -	34.668	26.818	1:01.486	85.24	1.578	11:51:30.422

P3 53		Seamus McGLYNN		Yamaha R1 - S and d build and design Ltd		
IDEAL LAP TIME : 1:00.489		BEST LAP TIME : 1:00.544		DIFFERENCE : 0.055		
LAP	SECTOR 1	SECTOR 2	LAP TIME	MPH	DIFF	TIME OF DAY
1 -		27.171	1:05.932	79.49	5.388	11:39:19.936
2 -	34.621	26.571	1:01.192	85.65	0.648	11:40:21.128
3 -	34.348	26.765	1:01.113	85.76	0.569	11:41:22.241
4 -	34.583	26.726	1:01.309	85.49	0.765	11:42:23.550
5 -	34.203	26.640	1:00.843 (3)	86.14	0.299	11:43:24.393
6 -	34.313	26.750	1:01.063	85.83	0.519	11:44:25.456
7 -	33.918	26.626	1:00.544 (1)	86.57		11:45:26.000
8 -	33.998	26.657	1:00.655 (2)	86.41	0.111	11:46:26.655
9 -	34.213	26.760	1:00.973	85.96	0.429	11:47:27.628
10 -	34.692	26.657	1:01.349	85.43	0.805	11:48:28.977
11 -	34.873	26.979	1:01.852	84.74	1.308	11:49:30.829
12 -	34.690	27.146	1:01.836	84.76	1.292	11:50:32.665
13 -	35.151	27.676	1:02.827	83.42	2.283	11:51:35.492

BMCRC - MRO Championships 2023 - Rnd 2 @ Pembrey

Reactive Parts MRO Powerbikes inc Clubman 1000

RACE 8 - SECTOR ANALYSIS



SECTOR 1 = FL to I1, SECTOR 2 = I1 to FL, DIFF = Difference To Personal Best Lap, P = Crossed Finish Line in Pit Lane, D = Time Disallowed

P4 37 C Clayton GROVER		Yamaha R1 - Grover stunts				
IDEAL LAP TIME : 1:01.287		BEST LAP TIME : 1:01.478		DIFFERENCE : 0.191		
LAP	SECTOR 1	SECTOR 2	LAP TIME	MPH	DIFF	TIME OF DAY
1 -		27.047	1:06.443	78.88	4.965	11:39:20.447
2 -	35.072	27.223	1:02.295	84.14	0.817	11:40:22.742
3 -	34.835	27.307	1:02.142	84.34	0.664	11:41:24.884
4 -	34.554	27.581	1:02.135	84.35	0.657	11:42:27.019
5 -	34.773	27.504	1:02.277	84.16	0.799	11:43:29.296
6 -	34.371	27.312	1:01.683 (3)	84.97	0.205	11:44:30.979
7 -	34.240	27.238	1:01.478 (1)	85.25		11:45:32.457
8 -	34.450	27.227	1:01.677 (2)	84.98	0.199	11:46:34.134
9 -	34.908	27.376	1:02.284	84.15	0.806	11:47:36.418
10 -	34.496	27.307	1:01.803	84.81	0.325	11:48:38.221
11 -	34.605	27.331	1:01.936	84.62	0.458	11:49:40.157
12 -	34.880	27.532	1:02.412	83.98	0.934	11:50:42.569
13 -	35.067	27.475	1:02.542	83.80	1.064	11:51:45.111

P5 7 C Seb JENKINS		Suzuki GSX-R 1000 K6 - Long hours and hard graft				
IDEAL LAP TIME : 1:01.391		BEST LAP TIME : 1:01.639		DIFFERENCE : 0.248		
LAP	SECTOR 1	SECTOR 2	LAP TIME	MPH	DIFF	TIME OF DAY
1 -		27.202	1:08.633	76.37	6.994	11:39:22.637
2 -	34.931	27.261	1:02.192	84.28	0.553	11:40:24.829
3 -	35.268	27.033	1:02.301	84.13	0.662	11:41:27.130
4 -	34.704	26.976	1:01.680 (2)	84.98	0.041	11:42:28.810
5 -	34.490	27.149	1:01.639 (1)	85.03		11:43:30.449
6 -	34.802	27.344	1:02.146	84.34	0.507	11:44:32.595
7 -	34.961	27.337	1:02.298	84.13	0.659	11:45:34.893
8 -	35.188	26.901	1:02.089	84.42	0.450	11:46:36.982
9 -	34.959	26.914	1:01.873 (3)	84.71	0.234	11:47:38.855
10 -	34.736	27.273	1:02.009	84.52	0.370	11:48:40.864
11 -	34.910	27.283	1:02.193	84.27	0.554	11:49:43.057
12 -	35.029	27.590	1:02.619	83.70	0.980	11:50:45.676
13 -	34.704	27.695	1:02.399	84.00	0.760	11:51:48.075

P6 9 Shaun HENNESSY		Honda FIREBLADE - Turbary Carp Lakes Somerset				
IDEAL LAP TIME : 1:01.386		BEST LAP TIME : 1:01.647		DIFFERENCE : 0.261		
LAP	SECTOR 1	SECTOR 2	LAP TIME	MPH	DIFF	TIME OF DAY
1 -		27.432	1:09.272	75.66	7.625	11:39:23.276
2 -	34.567	27.570	1:02.137	84.35	0.490	11:40:25.413
3 -	34.900	27.532	1:02.432	83.95	0.785	11:41:27.845
4 -	34.483	27.281	1:01.764 (2)	84.86	0.117	11:42:29.609
5 -	34.348	27.299	1:01.647 (1)	85.02		11:43:31.256
6 -	34.330	27.437	1:01.767 (3)	84.86	0.120	11:44:33.023
7 -	34.820	27.392	1:02.212	84.25	0.565	11:45:35.235
8 -	35.224	27.141	1:02.365	84.04	0.718	11:46:37.600
9 -	34.563	27.268	1:01.831	84.77	0.184	11:47:39.431
10 -	34.828	27.077	1:01.905	84.67	0.258	11:48:41.336
11 -	34.963	27.056	1:02.019	84.51	0.372	11:49:43.355
12 -	35.442	27.357	1:02.799	83.46	1.152	11:50:46.154
13 -	34.415	27.802	1:02.217	84.24	0.570	11:51:48.371

BMCRC - MRO Championships 2023 - Rnd 2 @ Pembrey

Reactive Parts MRO Powerbikes inc Clubman 1000

RACE 8 - SECTOR ANALYSIS



SECTOR 1 = FL to I1, SECTOR 2 = I1 to FL, DIFF = Difference To Personal Best Lap, P = Crossed Finish Line in Pit Lane, D = Time Disallowed

P7 40		Charles HARDISTY		Yamaha YZF R1 - Kaymac/gatc			
IDEAL LAP TIME : 1:01.509		BEST LAP TIME : 1:01.509		DIFFERENCE : 0.000			
LAP	SECTOR 1	SECTOR 2	LAP TIME	MPH	DIFF	TIME OF DAY	
1 -		26.969	1:08.060	77.01	6.551	11:39:22.064	
2 -	35.307	27.204	1:02.511	83.85	1.002	11:40:24.575	
3 -	35.118	26.909	1:02.027	84.50	0.518	11:41:26.602	
4 -	34.663	27.018	1:01.681 (3)	84.97	0.172	11:42:28.283	
5 -	34.708	26.855	1:01.563 (2)	85.14	0.054	11:43:29.846	
6 -	34.654	26.855	1:01.509 (1)	85.21		11:44:31.355	
7 -	35.223	27.377	1:02.600	83.73	1.091	11:45:33.955	
8 -	35.088	27.100	1:02.188	84.28	0.679	11:46:36.143	
9 -	35.198	27.413	1:02.611	83.71	1.102	11:47:38.754	
10 -	36.376	27.784	1:04.160	81.69	2.651	11:48:42.914	
11 -	36.069	27.619	1:03.688	82.30	2.179	11:49:46.602	
12 -	35.510	27.305	1:02.815	83.44	1.306	11:50:49.417	
13 -	35.287	28.454	1:03.741	82.23	2.232	11:51:53.158	

P8 17		Phil BAKER		BMW S1000RR - Ashford Accident Repair Centre			
IDEAL LAP TIME : 1:02.452		BEST LAP TIME : 1:02.507		DIFFERENCE : 0.055			
LAP	SECTOR 1	SECTOR 2	LAP TIME	MPH	DIFF	TIME OF DAY	
1 -		27.520	1:09.755	75.14	7.248	11:39:23.759	
2 -	35.407	27.355	1:02.762	83.51	0.255	11:40:26.521	
3 -	35.541	27.503	1:03.044	83.14	0.537	11:41:29.565	
4 -	35.097	27.410	1:02.507 (1)	83.85		11:42:32.072	
5 -	35.608	27.482	1:03.090	83.08	0.583	11:43:35.162	
6 -	35.303	27.600	1:02.903	83.32	0.396	11:44:38.065	
7 -	35.533	27.511	1:03.044	83.14	0.537	11:45:41.109	
8 -	35.532	27.498	1:03.030	83.16	0.523	11:46:44.139	
9 -	35.231	27.356	1:02.587 (2)	83.74	0.080	11:47:46.726	
10 -	35.219	27.455	1:02.674 (3)	83.63	0.167	11:48:49.400	
11 -	35.288	27.568	1:02.856	83.39	0.349	11:49:52.256	
12 -	35.397	27.598	1:02.995	83.20	0.488	11:50:55.251	
13 -	35.575	27.785	1:03.360	82.72	0.853	11:51:58.611	

P9 91 C		Chris TAYLOR		BMW S1000RR - Cam Civils and Landscaping LTD			
IDEAL LAP TIME : 1:01.951		BEST LAP TIME : 1:02.169		DIFFERENCE : 0.218			
LAP	SECTOR 1	SECTOR 2	LAP TIME	MPH	DIFF	TIME OF DAY	
1 -		28.048	1:10.955	73.87	8.786	11:39:24.959	
2 -	35.970	28.260	1:04.230	81.60	2.061	11:40:29.189	
3 -	35.548	28.139	1:03.687	82.30	1.518	11:41:32.876	
4 -	35.678	28.286	1:03.964	81.94	1.795	11:42:36.840	
5 -	35.702	27.636	1:03.338	82.75	1.169	11:43:40.178	
6 -	34.699	27.681	1:02.380 (3)	84.02	0.211	11:44:42.558	
7 -	35.187	27.523	1:02.710	83.58	0.541	11:45:45.268	
8 -	34.917	27.252	1:02.169 (1)	84.31		11:46:47.437	
9 -	34.748	27.524	1:02.272 (2)	84.17	0.103	11:47:49.709	
10 -	34.984	27.673	1:02.657	83.65	0.488	11:48:52.366	
11 -	35.400	27.845	1:03.245	82.87	1.076	11:49:55.611	
12 -	36.555	28.716	1:05.271	80.30	3.102	11:51:00.882	
13 -	36.406	27.977	1:04.383	81.41	2.214	11:52:05.265	

BMCRC - MRO Championships 2023 - Rnd 2 @ Pembrey

Reactive Parts MRO Powerbikes inc Clubman 1000

RACE 8 - SECTOR ANALYSIS



SECTOR 1 = FL to I1, SECTOR 2 = I1 to FL, DIFF = Difference To Personal Best Lap, P = Crossed Finish Line in Pit Lane, D = Time Disallowed

P10 224 C		Lee HEALEY		Suzuki GSXR 1000R - Wilvin UK Ltd / Uniq3 Projects Ltd			
IDEAL LAP TIME : 1:03.353		BEST LAP TIME : 1:03.806		DIFFERENCE : 0.453			
LAP	SECTOR 1	SECTOR 2	LAP TIME	MPH	DIFF	TIME OF DAY	
1 -		28.280	1:10.768	74.06	6.962	11:39:24.772	
2 -	35.942	28.061	1:04.003	81.89	0.197	11:40:28.775	
3 -	35.756	28.050	1:03.806 (1)	82.14		11:41:32.581	
4 -	35.816	28.287	1:04.103	81.76	0.297	11:42:36.684	
5 -	36.826	27.597	1:04.423	81.36	0.617	11:43:41.107	
6 -	36.091	28.009	1:04.100	81.77	0.294	11:44:45.207	
7 -	36.278	28.878	1:05.156	80.44	1.350	11:45:50.363	
8 -	36.911	28.615	1:05.526	79.99	1.720	11:46:55.889	
9 -	36.573	28.575	1:05.148	80.45	1.342	11:48:01.037	
10 -	35.764	28.063	1:03.827 (2)	82.12	0.021	11:49:04.864	
11 -	35.869	28.254	1:04.123	81.74	0.317	11:50:08.987	
12 -	35.889	28.009	1:03.898 (3)	82.03	0.092	11:51:12.885	
13 -	36.092	28.416	1:04.508	81.25	0.702	11:52:17.393	

P11 46 C		Simon GATES		Yamaha YZF R1 - Canine Plus			
IDEAL LAP TIME : 1:03.754		BEST LAP TIME : 1:03.784		DIFFERENCE : 0.030			
LAP	SECTOR 1	SECTOR 2	LAP TIME	MPH	DIFF	TIME OF DAY	
1 -		28.661	1:13.050	71.75	9.266	11:39:27.054	
2 -	36.502	28.441	1:04.943	80.71	1.159	11:40:31.997	
3 -	36.063	28.190	1:04.253	81.57	0.469	11:41:36.250	
4 -	35.885	28.166	1:04.051 (2)	81.83	0.267	11:42:40.301	
5 -	36.150	28.241	1:04.391	81.40	0.607	11:43:44.692	
6 -	36.153	28.245	1:04.398	81.39	0.614	11:44:49.090	
7 -	36.418	28.202	1:04.620	81.11	0.836	11:45:53.710	
8 -	36.274	28.610	1:04.884	80.78	1.100	11:46:58.594	
9 -	36.242	28.186	1:04.428	81.35	0.644	11:48:03.022	
10 -	35.804	27.980	1:03.784 (1)	82.17		11:49:06.806	
11 -	36.160	28.145	1:04.305	81.51	0.521	11:50:11.111	
12 -	36.136	28.068	1:04.204	81.63	0.420	11:51:15.315	
13 -	36.141	27.950	1:04.091 (3)	81.78	0.307	11:52:19.406	

P12 30 C		Alex PENRICE		Yamaha R1 - AP Motorcycles			
IDEAL LAP TIME :		BEST LAP TIME : 1:04.441		DIFFERENCE :			
LAP	SECTOR 1	SECTOR 2	LAP TIME	MPH	DIFF	TIME OF DAY	
1 -			1:13.795	71.02	9.354	11:39:27.799	
2 -			1:05.488	80.03	1.047	11:40:33.287	
3 -			1:04.565 (3)	81.18	0.124	11:41:37.852	
4 -			1:04.517 (2)	81.24	0.076	11:42:42.369	
5 -			1:04.935	80.72	0.494	11:43:47.304	
6 -			1:04.979	80.66	0.538	11:44:52.283	
7 -			1:04.995	80.64	0.554	11:45:57.278	
8 -			1:04.973	80.67	0.532	11:47:02.251	
9 -			1:04.861	80.81	0.420	11:48:07.112	
10 -			1:04.441 (1)	81.33		11:49:11.553	
11 -			1:05.294	80.27	0.853	11:50:16.847	
12 -			1:05.404	80.14	0.963	11:51:22.251	
13 -			1:05.581	79.92	1.140	11:52:27.832	

BMCRC - MRO Championships 2023 - Rnd 2 @ Pembrey

Reactive Parts MRO Powerbikes inc Clubman 1000

RACE 8 - SECTOR ANALYSIS



SECTOR 1 = FL to I1, SECTOR 2 = I1 to FL, DIFF = Difference To Personal Best Lap, P = Crossed Finish Line in Pit Lane, D = Time Disallowed

P13 184 C		Martyn DELLOW		Suzuki GSXR1000 - Kirdford Shotblasting			
IDEAL LAP TIME : 1:06.170		BEST LAP TIME : 1:06.803		DIFFERENCE : 0.633			
LAP	SECTOR 1	SECTOR 2	LAP TIME	MPH	DIFF	TIME OF DAY	
1 -		29.005	1:14.390	70.46	7.587	11:39:28.394	
2 -	38.011	28.792	1:06.803 (1)	78.46		11:40:35.197	
3 -	37.378	29.644	1:07.022 (2)	78.20	0.219	11:41:42.219	
4 -	38.233	29.987	1:08.220 (3)	76.83	1.417	11:42:50.439	
5 -	38.542	30.369	1:08.911	76.06	2.108	11:43:59.350	
6 -	39.471	30.757	1:10.228	74.63	3.425	11:45:09.578	
7 -	39.542	31.204	1:10.746	74.09	3.943	11:46:20.324	
8 -	38.768	30.082	1:08.850	76.13	2.047	11:47:29.174	
9 -	38.913	30.383	1:09.296	75.64	2.493	11:48:38.470	
10 -	39.141	30.828	1:09.969	74.91	3.166	11:49:48.439	
11 -	39.645	31.160	1:10.805	74.02	4.002	11:50:59.244	
12 -	40.792	31.916	1:12.708	72.09	5.905	11:52:11.952	

P14 138		Michael BLANK		Yamaha R1 - Foxcote Fire Systems			
IDEAL LAP TIME : 1:02.873		BEST LAP TIME : 1:03.164		DIFFERENCE : 0.291			
LAP	SECTOR 1	SECTOR 2	LAP TIME	MPH	DIFF	TIME OF DAY	
1 -		27.716	1:11.077	73.74	7.913	11:39:25.081	
2 -	36.074	28.095	1:04.169	81.68	1.005	11:40:29.250	
3 -	35.878	27.823	1:03.701 (3)	82.28	0.537	11:41:32.951	
4 -	36.096	27.977	1:04.073	81.80	0.909	11:42:37.024	
5 -	36.675	27.674	1:04.349	81.45	1.185	11:43:41.373	
6 -	35.569	27.595	1:03.164 (1)	82.98		11:44:44.537	
7 -	35.278	27.981	1:03.259 (2)	82.85	0.095	11:45:47.796	
8 -	36.703	IN PIT	1:22.695 P	63.38	19.531	11:47:10.491	

P15 333		Andrew HOUGHTON		BMW S1000RR - Bahnstomer BMW			
IDEAL LAP TIME : 1:08.130		BEST LAP TIME : 1:08.222		DIFFERENCE : 0.092			
LAP	SECTOR 1	SECTOR 2	LAP TIME	MPH	DIFF	TIME OF DAY	
1 -		29.581	1:14.784	70.08	6.562	11:39:28.788	
2 -	38.549	29.673	1:08.222 (1)	76.83		11:40:37.010	

BMCRC - MRO Championships 2023 - Rnd 2 @ Pembrey

Reactive Parts MRO Powerbikes inc Clubman 1000

RACE 8 - BEST SECTORS

SECTOR 1			SECTOR 2			IDEAL / BEST COMPARISON						
POS	NO	NAME	TIME	NO	NAME	TIME	POS	NO	NAME	IDEAL	BEST	DIFF
									PERFECT LAP	59.593		
1	48	WILSON	33.384	21	CROUCHER	26.209	1	48	WILSON	59.744	59.897	0.153
2	21	CROUCHER	33.664	48	WILSON	26.360	2	21	CROUCHER	59.873	59.908	0.035
3	53	McGLYNN	33.918	53	McGLYNN	26.571	3	53	McGLYNN	1:00.489	1:00.544	0.055
4	37	GROVER	34.240	40	HARDISTY	26.855	4	37	GROVER	1:01.287	1:01.478	0.191
5	9	HENNESSY	34.330	7	JENKINS	26.901	5	9	HENNESSY	1:01.386	1:01.647	0.261
6	7	JENKINS	34.490	37	GROVER	27.047	6	7	JENKINS	1:01.391	1:01.639	0.248
7	40	HARDISTY	34.654	9	HENNESSY	27.056	7	40	HARDISTY	1:01.509	1:01.509	0.000
8	91	TAYLOR	34.699	91	TAYLOR	27.252	8	91	TAYLOR	1:01.951	1:02.169	0.218
9	17	BAKER	35.097	17	BAKER	27.355	9	17	BAKER	1:02.452	1:02.507	0.055
10	138	BLANK	35.278	138	BLANK	27.595	10	138	BLANK	1:02.873	1:03.164	0.291
11	224	HEALEY	35.756	224	HEALEY	27.597	11	224	HEALEY	1:03.353	1:03.806	0.453
12	46	GATES	35.804	46	GATES	27.950	12	46	GATES	1:03.754	1:03.784	0.030
13	184	DELLOW	37.378	184	DELLOW	28.792	13	184	DELLOW	1:06.170	1:06.803	0.633
14	333	HOUGHTON	38.549	333	HOUGHTON	29.581	14	333	HOUGHTON	1:08.130	1:08.222	0.092
15							15	30	PENRICE		1:04.441	
16												
17												

BMCRC - MRO Championships 2023 - Rnd 2 @ Pembrey

Reactive Parts MRO Powerbikes inc Clubman 1000

RACE 8 - STATISTICS

Competitors Started 17
Planned Start 2023-04-09 @ 11:40:00.000
Actual Start 2023-04-09 @ 11:38:14.003
Finish Time 2023-04-09 @ 11:51:26.150
Track Length 1.4560mi.
Total Laps 178
Total Distance Covered 259.1680mi.

Session Fastest Lap History

NO	CL	NAME	LAP TIME	TIME OF DAY	LAP	VEHICLE
48		Nicky WILSON	1:00.717	11:40:19.329	2	Suzuki GSXR 1000
21		Jack CROUCHER	1:00.202	11:40:19.767	2	Kawasaki ZX10R
48		Nicky WILSON	59.897	11:41:19.227	3	Suzuki GSXR 1000

Session Leader History

NO	CL	NAME	FROM LAP	LAPS LED	DISTANCE	VEHICLE
48		Nicky WILSON	1	13	18.92 miles	Suzuki GSXR 1000

Flag History

TYPE	TIME OF DAY
GREEN	11:38:14.003
FINISH	11:51:26.150

Flag Statistics

TYPE	COUNT	TOTAL LAPS	TOTAL TIME
Green	1	13	14:46.726
Red	0	0	0.000
Safety Car	0	0	0.000
FCY	0	0	0.000

BMCRC - MRO Championships 2023 - Rnd 2 @ Pembrey

Reactive Parts MRO Powerbikes inc Clubman 1000

RACE 8 - STATISTICS

CLASS :

8 Starters

Fastest Lap History

NO	NAME	LAP TIME	TIME OF DAY	LAP	VEHICLE
48	Nicky WILSON	1:00.717	11:40:19.329	2	Suzuki GSXR 1000
21	Jack CROUCHER	1:00.202	11:40:19.767	2	Kawasaki ZX10R
48	Nicky WILSON	59.897	11:41:19.227	3	Suzuki GSXR 1000

Leader History

NO	NAME	FROM LAP	LAPS LED	DISTANCE	VEHICLE
48	Nicky WILSON	1	13	18.92 miles	Suzuki GSXR 1000

BMCRC - MRO Championships 2023 - Rnd 2 @ Pembrey

Reactive Parts MRO Powerbikes inc Clubman 1000

RACE 8 - STATISTICS

CLASS : C

9 Starters

Fastest Lap History

NO	NAME	LAP TIME	TIME OF DAY	LAP	VEHICLE
37	Clayton GROVER	1:02.295	11:40:22.752	2	Yamaha R1
7	Seb JENKINS	1:02.192	11:40:24.843	2	Suzuki GSX-R 1000 K6
37	Clayton GROVER	1:02.142	11:41:24.894	3	Yamaha R1
37	Clayton GROVER	1:02.135	11:42:27.029	4	Yamaha R1
7	Seb JENKINS	1:01.680	11:42:28.823	4	Suzuki GSX-R 1000 K6
7	Seb JENKINS	1:01.639	11:43:30.462	5	Suzuki GSX-R 1000 K6
37	Clayton GROVER	1:01.478	11:45:32.467	7	Yamaha R1

Leader History

NO	NAME	FROM LAP	LAPS LED	DISTANCE	VEHICLE
37	Clayton GROVER	1	13	18.92 miles	Yamaha R1

BMCRC - MRO Championships 2023 - Rnd 2 @ Pembrey

Reactive Parts MRO Powerbikes inc Clubman 1000

RACE 19 - GRID (13 Laps)



ROW 6	18 63 Matthew WREN	17 281 Daniel FARLEY	16 333 Andrew HOUGHTON	1:08.222
ROW 5	15 184 Martyn DELLOW	14 129 Cecil DINSMORE	13 30 Alex PENRICE	1:04.441
ROW 4	12 224 Lee HEALEY	11 46 Simon GATES	10 138 Michael BLANK	1:03.164
ROW 3	9 17 Phil BAKER	8 91 Chris TAYLOR	7 9 Shaun HENNESSY	1:01.647
ROW 2	6 7 Seb JENKINS	5 40 Charles HARDISTY	4 37 Clayton GROVER	1:01.478
ROW 1	3 53 Seamus McGLYNN	2 21 Jack CROUCHER	1 48 Nicky WILSON	59.897
				Pole

Pembrey National: 1.4560 miles

These results are provisional until the conclusion of any judicial and technical matters.

Clerk Of Course :	Stewards :	Timekeeper : Sarah Evans
-------------------	------------	--------------------------

Results can be found at www.tsl-timing.com

Printed - 11:57 Sunday, 09 April 2023





BMCRC - MRO Championships 2023 - Rnd 2 @ Pembrey

Reactive Parts MRO Powerbikes inc Clubman 1000

RACE 19 - CLASSIFICATION



POS	NO	CL	PIC NAME	ENTRY	LAPS	TIME	GAP	DIFF	MPH	BEST	ON
1	48		1 Nicky WILSON	Suzuki GSXR 1000 - Demon GP/Haslemere Motorcy	13	13:12.245			86.00	59.801	5
2	21		2 Jack CROUCHER	Kawasaki ZX10R - Trendy lofts	13	13:19.198	6.953	6.953	85.26	1:00.346	2
3	40		3 Charles HARDISTY	Yamaha YZF R1 - Kaymac/gatc	13	13:23.714	11.469	4.516	84.78	1:00.882	5
4	37	C	1 Clayton GROVER	Yamaha R1 - Grover stunts	13	13:28.456	16.211	4.742	84.28	1:01.133	5
5	53		4 Seamus McGLYNN	Yamaha R1 - S and d build and design Ltd	13	13:29.256	17.011	0.800	84.20	1:01.331	3
6	7	C	2 Seb JENKINS	Suzuki GSX-R 1000 K6 - Long hours and hard graft	13	13:35.552	23.307	6.296	83.55	1:01.541	8
7	17		5 Phil BAKER	BMW S1000RR - Ashford Accident Repair Centre	13	13:35.899	23.654	0.347	83.51	1:02.068	10
8	91	C	3 Chris TAYLOR	BMW S1000RR - Cam Civils and Landscaping LTD	13	13:43.462	31.217	7.563	82.74	1:02.225	2
9	224	C	4 Lee HEALEY	Suzuki GSXR 1000R - Wilvin UK Ltd / Uniq3 Project	13	13:51.429	39.184	7.967	81.95	1:03.037	5
10	63		6 Matthew WREN	Suzuki GSXR - TBR performance	13	13:51.948	39.703	0.519	81.90	1:02.941	12
11	46	C	5 Simon GATES	Yamaha YZF R1 - Canine Plus	13	13:52.643	40.398	0.695	81.83	1:03.165	6
12	333		7 Andrew HOUGHTON	BMW S1000RR - Bahnstormer BMW	13	14:12.061	59.816	19.418	79.97	1:03.761	12
13	30	C	6 Alex PENRICE	Yamaha R1 - AP Motorcycles	13	14:12.776	1:00.531	0.715	79.90	1:04.063	3
14	184	C	7 Martyn DELLOW	Suzuki GSXR1000 - Kirdford Shotblasting	12	13:33.755	1 Lap	1 Lap	77.29	1:05.354	3

NOT STARTED

NS	9		Shaun HENNESSY	Honda FIREBLADE - Turbary Carp Lakes Somerset
NS	138		Michael BLANK	Yamaha R1 - Foxcote Fire Systems
NS	129	C	Cecil DINSMORE	Suzuki GSXR 1000 - KnC Motorsport
NS	281	C	Daniel FARLEY	Suzuki GSXR - F-TECH FIRE & ELECTRICAL LTD

FASTEST LAP

48			Nicky WILSON	Suzuki GSXR 1000 - Demon GP/Haslemere Motorcy	5	59.801		87.65 mph	141.06 kph
37	C		Clayton GROVER	Yamaha R1 - Grover stunts	5	1:01.133		85.74 mph	137.98 kph

Class - 92.5% of Race Speed = 79.55 mph
 Class C - 92.5% of Race Speed = 77.95 mph

Weather / Track : Bright / Dry

These results are provisional until the conclusion of any judicial and technical matters.

Race Distance: 13 Laps / 18.92 miles

Pembrey National: 1.4560 miles

Date: 09/04/2023 Start: 15:25 Finish: 15:38

Clerk Of Course :	Stewards :	Timekeeper : Sarah Evans
-------------------	------------	--------------------------

Results can be found at www.tsl-timing.com

Printed - 15:40 Sunday, 09 April 2023



BMCRC - MRO Championships 2023 - Rnd 2 @ Pembrey

Reactive Parts MRO Powerbikes inc Clubman 1000

RACE 19 - LAP CHART

LAP 1 @ 15:26:32.881

NO	BEHIND	LAP TIME
----	--------	----------

48		1:04.861
21	0.350	1:05.211
53	0.981	1:05.842
37	1.559	1:06.420
40	1.689	1:06.550
17	2.461	1:07.322
91	3.308	1:08.169
46	4.450	1:09.311
63	5.104	1:09.965
30	5.459	1:10.320
7	5.605	1:10.466
224	5.629	1:10.490
333	7.439	1:12.300
184	7.927	1:12.788

LAP 2 @ 15:27:33.271

NO	BEHIND	LAP TIME
----	--------	----------

48		1:00.390
21	0.306	1:00.346
53	2.114	1:01.523
40	2.499	1:01.200
37	2.902	1:01.733
17	4.592	1:02.521
91	5.143	1:02.225
46	7.746	1:03.686
7	7.914	1:02.699
63	8.817	1:04.103
224	8.921	1:03.682
30	9.761	1:04.692
333	12.212	1:05.163
184	13.344	1:05.807

LAP 3 @ 15:28:33.839

NO	BEHIND	LAP TIME
----	--------	----------

48		1:00.568
21	0.286	1:00.548
53	2.877	1:01.331
40	3.407	1:01.476
37	3.992	1:01.658
17	6.480	1:02.456
91	6.953	1:02.378
7	9.927	1:02.581
46	10.965	1:03.787
63	11.541	1:03.292
224	11.681	1:03.328
30	13.256	1:04.063
333	16.956	1:05.312
184	18.130	1:05.354

LAP 4 @ 15:29:33.792

NO	BEHIND	LAP TIME
----	--------	----------

48		59.953
21	1.248	1:00.915
53	4.447	1:01.523
40	4.633	1:01.179
37	6.078	1:02.039
17	8.839	1:02.312
91	9.707	1:02.707
7	12.397	1:02.423
46	14.375	1:03.363
224	14.972	1:03.244

63	15.381	1:03.793
30	17.990	1:04.687
333	22.456	1:05.453
184	23.800	1:05.623

LAP 5 @ 15:30:33.593

NO	BEHIND	LAP TIME
----	--------	----------

48		59.801
21	2.193	1:00.746
40	5.714	1:00.882
53	7.143	1:02.497
37	7.410	1:01.133
17	11.108	1:02.070
91	12.796	1:02.890
7	15.296	1:02.700
46	17.842	1:03.268
224	18.208	1:03.037
63	19.289	1:03.709
30	22.656	1:04.467
333	28.113	1:05.458
184	29.657	1:05.658

LAP 6 @ 15:31:33.473

NO	BEHIND	LAP TIME
----	--------	----------

48		59.880
21	3.562	1:01.249
40	7.342	1:01.508
53	8.661	1:01.398
37	9.273	1:01.743
17	13.748	1:02.520
91	16.155	1:03.239
7	17.247	1:01.831
46	21.127	1:03.165
224	21.470	1:03.142
63	23.300	1:03.891
30	27.433	1:04.657
333	33.835	1:05.602
184	35.457	1:05.680

LAP 7 @ 15:32:33.666

NO	BEHIND	LAP TIME
----	--------	----------

48		1:00.193
21	4.617	1:01.248
40	9.018	1:01.869
53	9.905	1:01.437
37	10.398	1:01.318
17	16.187	1:02.632
91	18.993	1:03.031
7	19.021	1:01.967
224	24.763	1:03.486
46	24.928	1:03.994
63	26.682	1:03.575
30	32.420	1:05.180
333	39.259	1:05.617
184	41.542	1:06.278

LAP 8 @ 15:33:34.146

NO	BEHIND	LAP TIME
----	--------	----------

48		1:00.480
21	5.164	1:01.027
40	10.021	1:01.483
37	11.456	1:01.538
53	12.059	1:02.634

17	17.975	1:02.268
7	20.082	1:01.541
91	21.186	1:02.673
46	28.003	1:03.555
224	28.160	1:03.877
63	29.433	1:03.231
30	37.107	1:05.167
333	44.179	1:05.400
184	48.106	1:07.044

LAP 9 @ 15:34:34.541

NO	BEHIND	LAP TIME
----	--------	----------

48		1:00.395
21	6.273	1:01.504
40	11.089	1:01.463
37	13.336	1:02.275
53	13.938	1:02.274
17	19.743	1:02.163
7	21.375	1:01.688
91	23.147	1:02.356
224	30.846	1:03.081
46	30.949	1:03.341
63	32.583	1:03.545
30	42.521	1:05.809
333	48.647	1:04.863
184	55.910	1:08.199

LAP 10 @ 15:35:35.697

NO	BEHIND	LAP TIME
----	--------	----------

48		1:01.156
21	5.999	1:00.882
40	11.228	1:01.295
37	14.535	1:02.355
53	14.769	1:01.987
17	20.655	1:02.068
7	22.197	1:01.978
91	24.828	1:02.837
224	33.071	1:03.381
46	33.771	1:03.978
63	34.441	1:03.014
30	47.810	1:06.445
333	51.928	1:04.437

LAP 11 @ 15:36:36.682

NO	BEHIND	LAP TIME
----	--------	----------

48		1:00.985
184	1 Lap	1:09.931
21	6.540	1:01.526
40	11.625	1:01.382
53	15.588	1:01.804
37	15.796	1:02.246
17	22.314	1:02.644
7	23.490	1:02.278
91	27.251	1:03.408
224	35.525	1:03.439
46	36.594	1:03.808
63	36.814	1:03.358
30	53.219	1:06.394
333	55.291	1:04.348

LAP 12 @ 15:37:38.205

NO	BEHIND	LAP TIME
----	--------	----------

48		1:01.523
----	--	----------

21	6.966	1:01.949
40	12.103	1:02.001
184	1 Lap	1:10.908
53	15.881	1:01.816
37	16.025	1:01.752
17	23.039	1:02.248
7	23.603	1:01.636
91	28.846	1:03.118
224	37.684	1:03.682
63	38.232	1:02.941
46	38.690	1:03.619
30	57.397	1:05.701
333	57.529	1:03.761

LAP 13 @ 15:38:40.265

NO	BEHIND	LAP TIME
----	--------	----------

48		1:02.060
21	6.953	1:02.047
40	11.469	1:01.426
37	16.211	1:02.246
53	17.011	1:03.190
184	1 Lap	1:10.485
7	23.307	1:01.764
17	23.654	1:02.675
91	31.217	1:04.431
224	39.184	1:03.560
63	39.703	1:03.531
46	40.398	1:03.768
333	59.816	1:04.347
30	1:00.531	1:05.194

BMCRC - MRO Championships 2023 - Rnd 2 @ Pembrey

Reactive Parts MRO Powerbikes inc Clubman 1000

RACE 19 - POSITION CHART

No	Name	Lap														
		Pos	1	2	3	4	5	6	7	8	9	10	11	12	13	
48	WILSON	1	48	48	48	48	48	48	48	48	48	48	48	48	48	48
21	CROUCHER	2	21	21	21	21	21	21	21	21	21	21	21	21	21	21
53	McGLYNN	3	53	53	53	53	40	40	40	40	40	40	40	40	40	40
37	GROVER	4	37	40	40	40	53	53	53	37	37	37	53	53	37	37
40	HARDISTY	5	40	37	37	37	37	37	37	53	53	53	37	37	37	53
7	JENKINS	6	17	17	17	17	17	17	17	17	17	17	17	17	17	7
9	HENNESSY	7	91	91	91	91	91	91	91	7	7	7	7	7	7	17
91	TAYLOR	8	46	46	7	7	7	7	7	91	91	91	91	91	91	91
17	BAKER	9	63	7	46	46	46	46	224	46	224	224	224	224	224	224
138	BLANK	10	30	63	63	224	224	224	46	224	46	46	46	63	63	63
46	GATES	11	7	224	224	63	63	63	63	63	63	63	63	46	46	46
224	HEALEY	12	224	30	30	30	30	30	30	30	30	30	30	30	30	333
30	PENRICE	13	333	333	333	333	333	333	333	333	333	333	333	333	333	30
129	DINSMORE	14	184	184	184	184	184	184	184	184	184	184	184	184	184	184
184	DELLOW	15														
333	HOUGHTON	16														
281	FARLEY	17														
63	WREN	18														

BMCRC - MRO Championships 2023 - Rnd 2 @ Pembrey

Reactive Parts MRO Powerbikes inc Clubman 1000

RACE 19 - SECTOR ANALYSIS



SECTOR 1 = FL to I1, SECTOR 2 = I1 to FL, DIFF = Difference To Personal Best Lap, P = Crossed Finish Line in Pit Lane, D = Time Disallowed

P1 48		Nicky WILSON		Suzuki GSXR 1000 - Demon GP/Haslemere Motorcycles			
IDEAL LAP TIME : 59.640		BEST LAP TIME : 59.801		DIFFERENCE : 0.161			
LAP	SECTOR 1	SECTOR 2	LAP TIME	MPH	DIFF	TIME OF DAY	
1 -		26.593	1:04.861	80.81	5.060	15:26:32.881	
2 -	33.915	26.475	1:00.390	86.79	0.589	15:27:33.271	
3 -	34.025	26.543	1:00.568	86.54	0.767	15:28:33.839	
4 -	33.596	26.357	59.953 (3)	87.42	0.152	15:29:33.792	
5 -	33.538	26.263	59.801 (1)	87.65		15:30:33.593	
6 -	33.377	26.503	59.880 (2)	87.53	0.079	15:31:33.473	
7 -	33.662	26.531	1:00.193	87.07	0.392	15:32:33.666	
8 -	33.740	26.740	1:00.480	86.66	0.679	15:33:34.146	
9 -	33.843	26.552	1:00.395	86.78	0.594	15:34:34.541	
10 -	34.579	26.577	1:01.156	85.70	1.355	15:35:35.697	
11 -	34.128	26.857	1:00.985	85.94	1.184	15:36:36.682	
12 -	34.334	27.189	1:01.523	85.19	1.722	15:37:38.205	
13 -	34.479	27.581	1:02.060	84.46	2.259	15:38:40.265	

P2 21		Jack CROUCHER		Kawasaki ZX10R - Trendy lofts			
IDEAL LAP TIME : 1:00.289		BEST LAP TIME : 1:00.346		DIFFERENCE : 0.057			
LAP	SECTOR 1	SECTOR 2	LAP TIME	MPH	DIFF	TIME OF DAY	
1 -		26.384	1:05.211	80.37	4.865	15:26:33.231	
2 -	34.065	26.281	1:00.346 (1)	86.85		15:27:33.577	
3 -	34.093	26.455	1:00.548 (2)	86.56	0.202	15:28:34.125	
4 -	34.330	26.585	1:00.915	86.04	0.569	15:29:35.040	
5 -	34.175	26.571	1:00.746 (3)	86.28	0.400	15:30:35.786	
6 -	34.455	26.794	1:01.249	85.57	0.903	15:31:37.035	
7 -	34.498	26.750	1:01.248	85.57	0.902	15:32:38.283	
8 -	34.118	26.909	1:01.027	85.88	0.681	15:33:39.310	
9 -	34.537	26.967	1:01.504	85.22	1.158	15:34:40.814	
10 -	34.008	26.874	1:00.882	86.09	0.536	15:35:41.696	
11 -	34.519	27.007	1:01.526	85.19	1.180	15:36:43.222	
12 -	35.141	26.808	1:01.949	84.61	1.603	15:37:45.171	
13 -	35.073	26.974	1:02.047	84.47	1.701	15:38:47.218	

P3 40		Charles HARDISTY		Yamaha YZF R1 - Kaymac/gatc			
IDEAL LAP TIME : 1:00.843		BEST LAP TIME : 1:00.882		DIFFERENCE : 0.039			
LAP	SECTOR 1	SECTOR 2	LAP TIME	MPH	DIFF	TIME OF DAY	
1 -		26.793	1:06.550	78.76	5.668	15:26:34.570	
2 -	34.576	26.624	1:01.200 (3)	85.64	0.318	15:27:35.770	
3 -	34.710	26.766	1:01.476	85.26	0.594	15:28:37.246	
4 -	34.388	26.791	1:01.179 (2)	85.67	0.297	15:29:38.425	
5 -	34.219	26.663	1:00.882 (1)	86.09		15:30:39.307	
6 -	34.853	26.655	1:01.508	85.21	0.626	15:31:40.815	
7 -	34.946	26.923	1:01.869	84.72	0.987	15:32:42.684	
8 -	34.704	26.779	1:01.483	85.25	0.601	15:33:44.167	
9 -	34.787	26.676	1:01.463	85.28	0.581	15:34:45.630	
10 -	34.556	26.739	1:01.295	85.51	0.413	15:35:46.925	
11 -	34.494	26.888	1:01.382	85.39	0.500	15:36:48.307	
12 -	34.596	27.405	1:02.001	84.54	1.119	15:37:50.308	
13 -	34.697	26.729	1:01.426	85.33	0.544	15:38:51.734	

BMCRC - MRO Championships 2023 - Rnd 2 @ Pembrey

Reactive Parts MRO Powerbikes inc Clubman 1000

RACE 19 - SECTOR ANALYSIS



SECTOR 1 = FL to I1, SECTOR 2 = I1 to FL, DIFF = Difference To Personal Best Lap, P = Crossed Finish Line in Pit Lane, D = Time Disallowed

P4 37 C Clayton GROVER		Yamaha R1 - Grover stunts				
IDEAL LAP TIME : 1:01.075		BEST LAP TIME : 1:01.133		DIFFERENCE : 0.058		
LAP	SECTOR 1	SECTOR 2	LAP TIME	MPH	DIFF	TIME OF DAY
1 -		27.140	1:06.420	78.91	5.287	15:26:34.440
2 -	34.842	26.891	1:01.733	84.90	0.600	15:27:36.173
3 -	34.509	27.149	1:01.658	85.01	0.525	15:28:37.831
4 -	34.741	27.298	1:02.039	84.48	0.906	15:29:39.870
5 -	34.288	26.845	1:01.133 (1)	85.74		15:30:41.003
6 -	34.624	27.119	1:01.743	84.89	0.610	15:31:42.746
7 -	34.230	27.088	1:01.318 (2)	85.48	0.185	15:32:44.064
8 -	34.364	27.174	1:01.538 (3)	85.17	0.405	15:33:45.602
9 -	35.072	27.203	1:02.275	84.16	1.142	15:34:47.877
10 -	34.766	27.589	1:02.355	84.06	1.222	15:35:50.232
11 -	35.310	26.936	1:02.246	84.20	1.113	15:36:52.478
12 -	34.490	27.262	1:01.752	84.88	0.619	15:37:54.230
13 -	35.101	27.145	1:02.246	84.20	1.113	15:38:56.476

P5 53 Seamus McGLYNN		Yamaha R1 - S and d build and design Ltd				
IDEAL LAP TIME : 1:01.171		BEST LAP TIME : 1:01.331		DIFFERENCE : 0.160		
LAP	SECTOR 1	SECTOR 2	LAP TIME	MPH	DIFF	TIME OF DAY
1 -		26.715	1:05.842	79.60	4.511	15:26:33.862
2 -	34.747	26.776	1:01.523	85.19	0.192	15:27:35.385
3 -	34.514	26.817	1:01.331 (1)	85.46		15:28:36.716
4 -	34.723	26.800	1:01.523	85.19	0.192	15:29:38.239
5 -	35.777	26.720	1:02.497	83.86	1.166	15:30:40.736
6 -	34.741	26.657	1:01.398 (2)	85.37	0.067	15:31:42.134
7 -	34.630	26.807	1:01.437 (3)	85.31	0.106	15:32:43.571
8 -	35.296	27.338	1:02.634	83.68	1.303	15:33:46.205
9 -	35.328	26.946	1:02.274	84.16	0.943	15:34:48.479
10 -	34.788	27.199	1:01.987	84.55	0.656	15:35:50.466
11 -	34.888	26.916	1:01.804	84.81	0.473	15:36:52.270
12 -	34.553	27.263	1:01.816	84.79	0.485	15:37:54.086
13 -	35.880	27.310	1:03.190	82.94	1.859	15:38:57.276

P6 7 C Seb JENKINS		Suzuki GSX-R 1000 K6 - Long hours and hard graft				
IDEAL LAP TIME : 1:01.541		BEST LAP TIME : 1:01.541		DIFFERENCE : 0.000		
LAP	SECTOR 1	SECTOR 2	LAP TIME	MPH	DIFF	TIME OF DAY
1 -		27.878	1:10.466	74.38	8.925	15:26:38.486
2 -	35.261	27.438	1:02.699	83.59	1.158	15:27:41.185
3 -	34.754	27.827	1:02.581	83.75	1.040	15:28:43.766
4 -	34.912	27.511	1:02.423	83.96	0.882	15:29:46.189
5 -	35.175	27.525	1:02.700	83.59	1.159	15:30:48.889
6 -	34.593	27.238	1:01.831	84.77	0.290	15:31:50.720
7 -	34.678	27.289	1:01.967	84.58	0.426	15:32:52.687
8 -	34.443	27.098	1:01.541 (1)	85.17		15:33:54.228
9 -	34.572	27.116	1:01.688 (3)	84.96	0.147	15:34:55.916
10 -	34.726	27.252	1:01.978	84.57	0.437	15:35:57.894
11 -	34.892	27.386	1:02.278	84.16	0.737	15:37:00.172
12 -	34.510	27.126	1:01.636 (2)	85.04	0.095	15:38:01.808
13 -	34.508	27.256	1:01.764	84.86	0.223	15:39:03.572

BMCRC - MRO Championships 2023 - Rnd 2 @ Pembrey

Reactive Parts MRO Powerbikes inc Clubman 1000

RACE 19 - SECTOR ANALYSIS



SECTOR 1 = FL to I1, SECTOR 2 = I1 to FL, DIFF = Difference To Personal Best Lap, P = Crossed Finish Line in Pit Lane, D = Time Disallowed

P7 17 Phil BAKER		BMW S1000RR - Ashford Accident Repair Centre				
IDEAL LAP TIME : 1:01.796		BEST LAP TIME : 1:02.068		DIFFERENCE : 0.272		
LAP	SECTOR 1	SECTOR 2	LAP TIME	MPH	DIFF	TIME OF DAY
1 -		27.101	1:07.322	77.85	5.254	15:26:35.342
2 -	35.252	27.269	1:02.521	83.83	0.453	15:27:37.863
3 -	34.997	27.459	1:02.456	83.92	0.388	15:28:40.319
4 -	35.171	27.141	1:02.312	84.11	0.244	15:29:42.631
5 -	34.795	27.275	1:02.070 (2)	84.44	0.002	15:30:44.701
6 -	35.170	27.350	1:02.520	83.83	0.452	15:31:47.221
7 -	35.245	27.387	1:02.632	83.68	0.564	15:32:49.853
8 -	35.101	27.167	1:02.268	84.17	0.200	15:33:52.121
9 -	34.846	27.317	1:02.163 (3)	84.32	0.095	15:34:54.284
10 -	35.039	27.029	1:02.068 (1)	84.44		15:35:56.352
11 -	35.116	27.528	1:02.644	83.67	0.576	15:36:58.996
12 -	35.053	27.195	1:02.248	84.20	0.180	15:38:01.244
13 -	35.674	27.001	1:02.675	83.63	0.607	15:39:03.919

P8 91 C Chris TAYLOR		BMW S1000RR - Cam Civils and Landscaping LTD				
IDEAL LAP TIME : 1:02.003		BEST LAP TIME : 1:02.225		DIFFERENCE : 0.222		
LAP	SECTOR 1	SECTOR 2	LAP TIME	MPH	DIFF	TIME OF DAY
1 -		27.588	1:08.169	76.89	5.944	15:26:36.189
2 -	34.904	27.321	1:02.225 (1)	84.23		15:27:38.414
3 -	34.682	27.696	1:02.378 (3)	84.02	0.153	15:28:40.792
4 -	34.998	27.709	1:02.707	83.58	0.482	15:29:43.499
5 -	35.051	27.839	1:02.890	83.34	0.665	15:30:46.389
6 -	35.369	27.870	1:03.239	82.88	1.014	15:31:49.628
7 -	35.120	27.911	1:03.031	83.15	0.806	15:32:52.659
8 -	34.987	27.686	1:02.673	83.63	0.448	15:33:55.332
9 -	34.736	27.620	1:02.356 (2)	84.05	0.131	15:34:57.688
10 -	34.995	27.842	1:02.837	83.41	0.612	15:36:00.525
11 -	35.159	28.249	1:03.408	82.66	1.183	15:37:03.933
12 -	35.316	27.802	1:03.118	83.04	0.893	15:38:07.051
13 -	36.126	28.305	1:04.431	81.35	2.206	15:39:11.482

P9 224 C Lee HEALEY		Suzuki GSXR 1000R - Wilvin UK Ltd / Uniq3 Projects Ltd				
IDEAL LAP TIME : 1:02.729		BEST LAP TIME : 1:03.037		DIFFERENCE : 0.308		
LAP	SECTOR 1	SECTOR 2	LAP TIME	MPH	DIFF	TIME OF DAY
1 -		28.048	1:10.490	74.35	7.453	15:26:38.510
2 -	35.942	27.740	1:03.682	82.30	0.645	15:27:42.192
3 -	35.442	27.886	1:03.328	82.76	0.291	15:28:45.520
4 -	35.835	27.409	1:03.244	82.87	0.207	15:29:48.764
5 -	35.407	27.630	1:03.037 (1)	83.15		15:30:51.801
6 -	35.540	27.602	1:03.142 (3)	83.01	0.105	15:31:54.943
7 -	35.642	27.844	1:03.486	82.56	0.449	15:32:58.429
8 -	36.191	27.686	1:03.877	82.05	0.840	15:34:02.306
9 -	35.320	27.761	1:03.081 (2)	83.09	0.044	15:35:05.387
10 -	35.365	28.016	1:03.381	82.69	0.344	15:36:08.768
11 -	35.349	28.090	1:03.439	82.62	0.402	15:37:12.207
12 -	35.673	28.009	1:03.682	82.30	0.645	15:38:15.889
13 -	35.764	27.796	1:03.560	82.46	0.523	15:39:19.449

BMCRC - MRO Championships 2023 - Rnd 2 @ Pembrey

Reactive Parts MRO Powerbikes inc Clubman 1000

RACE 19 - SECTOR ANALYSIS



SECTOR 1 = FL to I1, SECTOR 2 = I1 to FL, DIFF = Difference To Personal Best Lap, P = Crossed Finish Line in Pit Lane, D = Time Disallowed

P10 63		Matthew WREN		Suzuki GSXR - TBR performance		
IDEAL LAP TIME : 1:02.773		BEST LAP TIME : 1:02.941		DIFFERENCE : 0.168		
LAP	SECTOR 1	SECTOR 2	LAP TIME	MPH	DIFF	TIME OF DAY
1 -		28.326	1:09.965	74.91	7.024	15:26:37.985
2 -	36.174	27.929	1:04.103	81.76	1.162	15:27:42.088
3 -	35.432	27.860	1:03.292	82.81	0.351	15:28:45.380
4 -	35.857	27.936	1:03.793	82.16	0.852	15:29:49.173
5 -	35.893	27.816	1:03.709	82.27	0.768	15:30:52.882
6 -	35.594	28.297	1:03.891	82.03	0.950	15:31:56.773
7 -	35.850	27.725	1:03.575	82.44	0.634	15:33:00.348
8 -	35.521	27.710	1:03.231 (3)	82.89	0.290	15:34:03.579
9 -	35.688	27.857	1:03.545	82.48	0.604	15:35:07.124
10 -	35.271	27.743	1:03.014 (2)	83.18	0.073	15:36:10.138
11 -	35.620	27.738	1:03.358	82.72	0.417	15:37:13.496
12 -	35.439	27.502	1:02.941 (1)	83.27		15:38:16.437
13 -	35.686	27.845	1:03.531	82.50	0.590	15:39:19.968

P11 46 C		Simon GATES		Yamaha YZF R1 - Canine Plus		
IDEAL LAP TIME : 1:02.666		BEST LAP TIME : 1:03.165		DIFFERENCE : 0.499		
LAP	SECTOR 1	SECTOR 2	LAP TIME	MPH	DIFF	TIME OF DAY
1 -		28.143	1:09.311	75.62	6.146	15:26:37.331
2 -	35.782	27.904	1:03.686	82.30	0.521	15:27:41.017
3 -	35.813	27.974	1:03.787	82.17	0.622	15:28:44.804
4 -	35.939	27.424	1:03.363	82.72	0.198	15:29:48.167
5 -	35.587	27.681	1:03.268 (2)	82.84	0.103	15:30:51.435
6 -	35.384	27.781	1:03.165 (1)	82.98		15:31:54.600
7 -	35.812	28.182	1:03.994	81.90	0.829	15:32:58.594
8 -	35.680	27.875	1:03.555	82.47	0.390	15:34:02.149
9 -	35.242	28.099	1:03.341 (3)	82.75	0.176	15:35:05.490
10 -	35.990	27.988	1:03.978	81.92	0.813	15:36:09.468
11 -	35.999	27.809	1:03.808	82.14	0.643	15:37:13.276
12 -	35.944	27.675	1:03.619	82.39	0.454	15:38:16.895
13 -	35.860	27.908	1:03.768	82.19	0.603	15:39:20.663

P12 333		Andrew HOUGHTON		BMW S1000RR - Bahnstomer BMW		
IDEAL LAP TIME : 1:03.761		BEST LAP TIME : 1:03.761		DIFFERENCE : 0.000		
LAP	SECTOR 1	SECTOR 2	LAP TIME	MPH	DIFF	TIME OF DAY
1 -		28.467	1:12.300	72.49	8.539	15:26:40.320
2 -	36.557	28.606	1:05.163	80.43	1.402	15:27:45.483
3 -	36.749	28.563	1:05.312	80.25	1.551	15:28:50.795
4 -	36.818	28.635	1:05.453	80.08	1.692	15:29:56.248
5 -	36.881	28.577	1:05.458	80.07	1.697	15:31:01.706
6 -	36.708	28.894	1:05.602	79.90	1.841	15:32:07.308
7 -	36.707	28.910	1:05.617	79.88	1.856	15:33:12.925
8 -	36.891	28.509	1:05.400	80.14	1.639	15:34:18.325
9 -	36.525	28.338	1:04.863	80.81	1.102	15:35:23.188
10 -	36.299	28.138	1:04.437	81.34	0.676	15:36:27.625
11 -	36.281	28.067	1:04.348 (3)	81.45	0.587	15:37:31.973
12 -	35.870	27.891	1:03.761 (1)	82.20		15:38:35.734
13 -	36.200	28.147	1:04.347 (2)	81.45	0.586	15:39:40.081

BMCRC - MRO Championships 2023 - Rnd 2 @ Pembrey

Reactive Parts MRO Powerbikes inc Clubman 1000

RACE 19 - SECTOR ANALYSIS



SECTOR 1 = FL to I1, SECTOR 2 = I1 to FL, DIFF = Difference To Personal Best Lap, P = Crossed Finish Line in Pit Lane, D = Time Disallowed

P13 30 C		Alex PENRICE		Yamaha R1 - AP Motorcycles			
IDEAL LAP TIME : 1:04.692		BEST LAP TIME : 1:04.063		DIFFERENCE : -0.629			
LAP	SECTOR 1	SECTOR 2	LAP TIME	MPH	DIFF	TIME OF DAY	
1 -			1:10.320	74.53	6.257	15:26:38.340	
2 -	36.641	28.051	1:04.692	81.02	0.629	15:27:43.032	
3 -			1:04.063 (1)	81.81		15:28:47.095	
4 -			1:04.687	81.03	0.624	15:29:51.782	
5 -			1:04.467 (2)	81.30	0.404	15:30:56.249	
6 -			1:04.657 (3)	81.06	0.594	15:32:00.906	
7 -			1:05.180	80.41	1.117	15:33:06.086	
8 -			1:05.167	80.43	1.104	15:34:11.253	
9 -			1:05.809	79.64	1.746	15:35:17.062	
10 -	37.112	29.333	1:06.445	78.88	2.382	15:36:23.507	
11 -			1:06.394	78.94	2.331	15:37:29.901	
12 -	37.034	28.667	1:05.701	79.77	1.638	15:38:35.602	
13 -	36.732	28.462	1:05.194	80.40	1.131	15:39:40.796	

P14 184 C		Martyn DELLOW		Suzuki GSXR1000 - Kirdford Shotblasting			
IDEAL LAP TIME : 1:05.079		BEST LAP TIME : 1:05.354		DIFFERENCE : 0.275			
LAP	SECTOR 1	SECTOR 2	LAP TIME	MPH	DIFF	TIME OF DAY	
1 -		28.762	1:12.788	72.01	7.434	15:26:40.808	
2 -	37.082	28.725	1:05.807	79.65	0.453	15:27:46.615	
3 -	36.538	28.816	1:05.354 (1)	80.20		15:28:51.969	
4 -	36.646	28.977	1:05.623 (2)	79.87	0.269	15:29:57.592	
5 -	36.706	28.952	1:05.658 (3)	79.83	0.304	15:31:03.250	
6 -	37.139	28.541	1:05.680	79.80	0.326	15:32:08.930	
7 -	37.192	29.086	1:06.278	79.08	0.924	15:33:15.208	
8 -	37.496	29.548	1:07.044	78.18	1.690	15:34:22.252	
9 -	38.327	29.872	1:08.199	76.85	2.845	15:35:30.451	
10 -	40.040	29.891	1:09.931	74.95	4.577	15:36:40.382	
11 -	40.198	30.710	1:10.908	73.92	5.554	15:37:51.290	
12 -	39.287	31.198	1:10.485	74.36	5.131	15:39:01.775	

BMCRC - MRO Championships 2023 - Rnd 2 @ Pembrey

Reactive Parts MRO Powerbikes inc Clubman 1000

RACE 19 - BEST SECTORS

SECTOR 1			SECTOR 2			IDEAL / BEST COMPARISON						
POS	NO	NAME	TIME	NO	NAME	TIME	POS	NO	NAME	IDEAL	BEST	DIFF
									PERFECT LAP	59.640		
1	48	WILSON	33.377	48	WILSON	26.263	1	48	WILSON	59.640	59.801	0.161
2	21	CROUCHER	34.008	21	CROUCHER	26.281	2	21	CROUCHER	1:00.289	1:00.346	0.057
3	40	HARDISTY	34.219	40	HARDISTY	26.624	3	40	HARDISTY	1:00.843	1:00.882	0.039
4	37	GROVER	34.230	53	McGLYNN	26.657	4	37	GROVER	1:01.075	1:01.133	0.058
5	7	JENKINS	34.443	37	GROVER	26.845	5	53	McGLYNN	1:01.171	1:01.331	0.160
6	53	McGLYNN	34.514	17	BAKER	27.001	6	7	JENKINS	1:01.541	1:01.541	0.000
7	91	TAYLOR	34.682	7	JENKINS	27.098	7	17	BAKER	1:01.796	1:02.068	0.272
8	17	BAKER	34.795	91	TAYLOR	27.321	8	91	TAYLOR	1:02.003	1:02.225	0.222
9	46	GATES	35.242	224	HEALEY	27.409	9	46	GATES	1:02.666	1:03.165	0.499
10	63	WREN	35.271	46	GATES	27.424	10	224	HEALEY	1:02.729	1:03.037	0.308
11	224	HEALEY	35.320	63	WREN	27.502	11	63	WREN	1:02.773	1:02.941	0.168
12	333	HOUGHTON	35.870	333	HOUGHTON	27.891	12	333	HOUGHTON	1:03.761	1:03.761	0.000
13	184	DELLOW	36.538	30	PENRICE	28.051	13	30	PENRICE	1:04.692	1:04.063	-0.629
14	30	PENRICE	36.641	184	DELLOW	28.541	14	184	DELLOW	1:05.079	1:05.354	0.275

BMCRC - MRO Championships 2023 - Rnd 2 @ Pembrey

Reactive Parts MRO Powerbikes inc Clubman 1000

RACE 19 - STATISTICS

Competitors Started 14
Planned Start 2023-04-09 @ 16:00:00.000
Actual Start 2023-04-09 @ 15:25:28.019
Finish Time 2023-04-09 @ 15:38:40.264
Track Length 1.4560mi.
Total Laps 181
Total Distance Covered 263.5360mi.

Session Fastest Lap History

NO	CL	NAME	LAP TIME	TIME OF DAY	LAP	VEHICLE
48		Nicky WILSON	1:00.390	15:27:33.282	2	Suzuki GSXR 1000
21		Jack CROUCHER	1:00.346	15:27:33.601	2	Kawasaki ZX10R
48		Nicky WILSON	59.953	15:29:33.804	4	Suzuki GSXR 1000
48		Nicky WILSON	59.801	15:30:33.605	5	Suzuki GSXR 1000

Session Leader History

NO	CL	NAME	FROM LAP	LAPS LED	DISTANCE	VEHICLE
48		Nicky WILSON	1	13	18.92 miles	Suzuki GSXR 1000

Flag History

TYPE	TIME OF DAY
GREEN	15:25:28.019
FINISH	15:38:40.264

Flag Statistics

TYPE	COUNT	TOTAL LAPS	TOTAL TIME
Green	1	13	14:23.137
Red	0	0	0.000
Safety Car	0	0	0.000
FCY	0	0	0.000

BMCRC - MRO Championships 2023 - Rnd 2 @ Pembrey

Reactive Parts MRO Powerbikes inc Clubman 1000

RACE 19 - STATISTICS

CLASS :

7 Starters

Fastest Lap History

NO	NAME	LAP TIME	TIME OF DAY	LAP	VEHICLE
48	Nicky WILSON	1:00.390	15:27:33.282	2	Suzuki GSXR 1000
21	Jack CROUCHER	1:00.346	15:27:33.601	2	Kawasaki ZX10R
48	Nicky WILSON	59.953	15:29:33.804	4	Suzuki GSXR 1000
48	Nicky WILSON	59.801	15:30:33.605	5	Suzuki GSXR 1000

Leader History

NO	NAME	FROM LAP	LAPS LED	DISTANCE	VEHICLE
48	Nicky WILSON	1	13	18.92 miles	Suzuki GSXR 1000

BMCRC - MRO Championships 2023 - Rnd 2 @ Pembrey

Reactive Parts MRO Powerbikes inc Clubman 1000

RACE 19 - STATISTICS

CLASS : C

7 Starters

Fastest Lap History

NO	NAME	LAP TIME	TIME OF DAY	LAP	VEHICLE
37	Clayton GROVER	1:01.733	15:27:36.183	2	Yamaha R1
37	Clayton GROVER	1:01.658	15:28:37.841	3	Yamaha R1
37	Clayton GROVER	1:01.133	15:30:41.013	5	Yamaha R1

Leader History

NO	NAME	FROM LAP	LAPS LED	DISTANCE	VEHICLE
37	Clayton GROVER	1	13	18.92 miles	Yamaha R1



L & W CONTRACTORS

BMCRC ROOKIE 600 & 1000



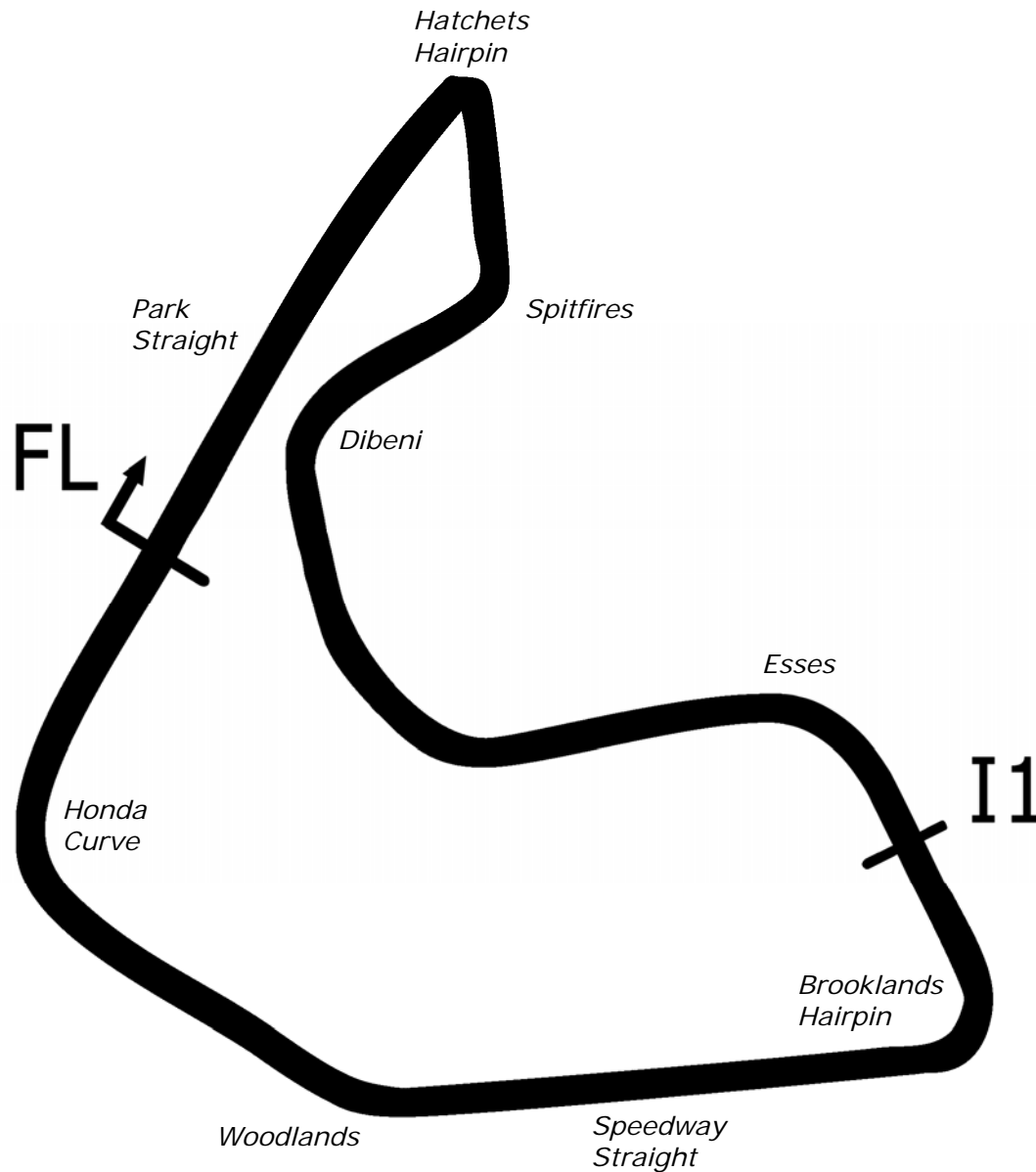
BMCRC-MRO Championships - Round 2
Pembrey
8th / 9th April 2023



Timing & Results Provided by Timing Solutions Ltd

www.tsl-timing.com

Pembrey National



Length	1.4560 miles	2343.2 m	
FL		51.70587 N	4.32386 W
I1	1223m	51.70430 N	4.31667 W
Pit Entry	2067m	51.70391 N	4.32452 W
Pit Exit	100m after FL	51.70664 N	4.32301 W
Pit Entry–Pit Exit	337m, 24.3s @50kph,	20.2s @60kph	

All results available at www.tsl-timing.com

BMCRC - MRO Championships 2023 - Rnd 2 @ Pembrey

L&W Contractors BMCRC Rookie 600 & Rookie 1000

QUALIFYING - CLASSIFICATION



CONTRACTORS LTD

POS	NO	CL	PIC NAME	ENTRY	TIME	ON	LAPS	GAP	DIFF	MPH
1	24	600	1 Callum MANLEY	Honda CBR600 RR - Becs sweets, leeway building ser	1:02.461	4	12			83.91
2	87	1000	1 Karl THOMPSON	Yamaha R1 - #Teamrace	1:03.167	7	11	0.706	0.706	82.98
3	61	600	2 Jason GAMBLE	Kawasaki ZX6R - #TeamRace	1:04.027	6	11	1.566	0.860	81.86
4	100	1000	2 Sam CRANSTONE	Bmw S1000RR -	1:04.701	7	11	2.240	0.674	81.01
5	187	1000	3 Scott DERMOTT	Yamaha R1 - TwoClicksOut Racing	1:04.747	2	11	2.286	0.046	80.95
6	21	600	3 Toby FINNIS	Kawasaki ZX6R - NOKA RACING - PRIME/TWT	1:05.218	9	11	2.757	0.471	80.37
7	23	1000	4 Jason PAES	Aprilia RSV4 - J&R Electrical Ltd	1:05.619	4	11	3.158	0.401	79.87
8	149	1000	5 David WILKINS	Yamaha R1 - TwoClicksOut Racing	1:05.680	2	10	3.219	0.061	79.80
9	191	1000	6 Maurice DAVEY	Suzuki GSXR 1000 - M D racing	1:06.012	9	11	3.551	0.332	79.40
10	28	600	4 Tom WALKER	Honda CBR600RR - TRWRacing GRPone	1:06.089	4	11	3.628	0.077	79.31
11	123	1000	7 James VINCER	Yamaha YZFR1 - A W RACING LTD	1:07.495	5	11	5.034	1.406	77.65
12	830	1000	8 Daniel HOLT	Aprilia RSV4 1100 FACTORY - DBH Plastering	1:07.878	10	11	5.417	0.383	77.22
13	36	1000	9 Alan MORGAN	R100 -	1:07.946	3	10	5.485	0.068	77.14
14	86	1000	10 Adam WELLS	Suzuki GSXR 1000 -	1:08.442	9	11	5.981	0.496	76.58
15	4	600	5 Kallum BEDWELL	Yamaha R6 - KB	1:08.895	5	10	6.434	0.453	76.08
16	65	600	6 Francesco MONTINI	Triumph DAYTONA 675R - Sara Johnson	1:09.616	10	11	7.155	0.721	75.29
17	90	600	7 Tom ELLIOTT	Yamaha R6 - A. Harland Race Services	1:11.283	3	10	8.822	1.667	73.53
18	44	600	8 Sheridan GOATCHER	Yamaha R6 -	1:13.875	8	10	11.414	2.592	70.95

Weather / Track : Bright / Dry

These results are provisional until the conclusion of any judicial and technical matters.

Pembrey National: 1.4560 miles
Date: 08/04/2023 Start: 11:23 Finish: 11:36

Clerk Of Course :

Stewards :

Timekeeper : Sarah Evans

Results can be found at www.tsl-timing.com

Printed - 11:39 Saturday, 08 April 2023



BMCRC - MRO Championships 2023 - Rnd 2 @ Pembrey

L&W Contractors BMCRC Rookie 600 & Rookie 1000

QUALIFYING - SECTOR ANALYSIS



SECTOR 1 = FL to I1, SECTOR 2 = I1 to FL, DIFF = Difference To Personal Best Lap, P = Crossed Finish Line in Pit Lane, D = Time Disallowed

P1 24 600		Callum MANLEY		Honda CBR600 RR - Bees sweets, leeway building services			
IDEAL LAP TIME : 1:02.461		BEST LAP TIME : 1:02.461		DIFFERENCE : 0.000			
LAP	SECTOR 1	SECTOR 2	LAP TIME	MPH	DIFF	TIME OF DAY	
1 -	37.861	28.294	1:06.155	79.23	3.694	11:25:21.942	
2 -	35.826	27.820	1:03.646 (3)	82.35	1.185	11:26:25.588	
3 -	35.618	28.012	1:03.630 (2)	82.37	1.169	11:27:29.218	
4 -	34.792	27.669	1:02.461 (1)	83.91		11:28:31.679	
5 -	36.887	29.354	1:06.241	79.12	3.780	11:29:37.920	
6 -	36.339	28.741	1:05.080	80.54	2.619	11:30:43.000	
7 -	36.613	28.173	1:04.786	80.90	2.325	11:31:47.786	
8 -	35.632	28.254	1:03.886	82.04	1.425	11:32:51.672	
9 -	36.922	29.381	1:06.303	79.05	3.842	11:33:57.975	
10 -	36.022	28.031	1:04.053	81.83	1.592	11:35:02.028	
11 -	35.640	28.483	1:04.123	81.74	1.662	11:36:06.151	
12 -	35.236	29.999	1:05.235	80.34	2.774	11:37:11.386	

P2 87 1000		Karl THOMPSON		Yamaha R1 - #Teamrace			
IDEAL LAP TIME : 1:03.167		BEST LAP TIME : 1:03.167		DIFFERENCE : 0.000			
LAP	SECTOR 1	SECTOR 2	LAP TIME	MPH	DIFF	TIME OF DAY	
1 -	43.466	32.969	1:16.435	68.57	13.268	11:26:11.871	
2 -	42.429	29.729	1:12.158	72.64	8.991	11:27:24.029	
3 -	38.240	28.768	1:07.008	78.22	3.841	11:28:31.037	
4 -	37.334	28.826	1:06.160	79.22	2.993	11:29:37.197	
5 -	36.834	28.184	1:05.018	80.61	1.851	11:30:42.215	
6 -	35.978	28.163	1:04.141 (3)	81.71	0.974	11:31:46.356	
7 -	35.376	27.791	1:03.167 (1)	82.98		11:32:49.523	
8 -	38.158	29.452	1:07.610	77.52	4.443	11:33:57.133	
9 -	35.880	28.478	1:04.358	81.44	1.191	11:35:01.491	
10 -	35.941	27.875	1:03.816 (2)	82.13	0.649	11:36:05.307	
11 -	35.448	30.460	1:05.908	79.52	2.741	11:37:11.215	

P3 61 600		Jason GAMBLE		Kawasaki ZX6R - #TeamRace			
IDEAL LAP TIME : 1:03.435		BEST LAP TIME : 1:04.027		DIFFERENCE : 0.592			
LAP	SECTOR 1	SECTOR 2	LAP TIME	MPH	DIFF	TIME OF DAY	
1 -	40.401	30.331	1:10.732	74.10	6.705	11:26:12.591	
2 -	39.056	29.383	1:08.439	76.58	4.412	11:27:21.030	
3 -	36.790	28.785	1:05.575	79.93	1.548	11:28:26.605	
4 -	38.255	28.817	1:07.072	78.14	3.045	11:29:33.677	
5 -	36.057	28.184	1:04.241 (2)	81.59	0.214	11:30:37.918	
6 -	35.251	28.776	1:04.027 (1)	81.86		11:31:41.945	
7 -	36.184	29.480	1:05.664	79.82	1.637	11:32:47.609	
8 -	39.822	28.708	1:08.530	76.48	4.503	11:33:56.139	
9 -	36.360	28.796	1:05.156 (3)	80.44	1.129	11:35:01.295	
10 -	37.213	29.396	1:06.609	78.69	2.582	11:36:07.904	
11 -	37.448	28.979	1:06.427	78.90	2.400	11:37:14.331	

P4 100 1000		Sam CRANSTONE		Bmw S1000RR -			
IDEAL LAP TIME : 1:04.631		BEST LAP TIME : 1:04.701		DIFFERENCE : 0.070			
LAP	SECTOR 1	SECTOR 2	LAP TIME	MPH	DIFF	TIME OF DAY	
1 -	41.482	29.150	1:10.632	74.20	5.931	11:25:27.674	
2 -	37.244	28.720	1:05.964	79.46	1.263	11:26:33.638	
3 -	37.211	28.666	1:05.877	79.56	1.176	11:27:39.515	
4 -	37.036	28.653	1:05.689	79.79	0.988	11:28:45.204	
5 -	36.571	28.294	1:04.865 (3)	80.80	0.164	11:29:50.069	
6 -	36.650	29.807	1:06.457	78.87	1.756	11:30:56.526	
7 -	36.500	28.201	1:04.701 (1)	81.01		11:32:01.227	
8 -	36.830	28.700	1:05.530	79.98	0.829	11:33:06.757	
9 -	36.618	28.547	1:05.165	80.43	0.464	11:34:11.922	
10 -	36.622	28.131	1:04.753 (2)	80.94	0.052	11:35:16.675	
11 -	37.121	28.349	1:05.470	80.06	0.769	11:36:22.145	

BMCRC - MRO Championships 2023 - Rnd 2 @ Pembrey

L&W Contractors BMCRC Rookie 600 & Rookie 1000

QUALIFYING - SECTOR ANALYSIS



SECTOR 1 = FL to I1, SECTOR 2 = I1 to FL, DIFF = Difference To Personal Best Lap, P = Crossed Finish Line in Pit Lane, D = Time Disallowed

P5 187 1000 Scott DERMOTT			Yamaha R1 - TwoClicksOut Racing			
IDEAL LAP TIME : 1:03.898			BEST LAP TIME : 1:04.747		DIFFERENCE : 0.849	
LAP	SECTOR 1	SECTOR 2	LAP TIME	MPH	DIFF	TIME OF DAY
1 -	40.700	29.523	1:10.223	74.64	5.476	11:25:51.534
2 -	36.513	28.234	1:04.747 (1)	80.95		11:26:56.281
3 -	35.799	29.412	1:05.211 (3)	80.37	0.464	11:28:01.492
4 -	39.359	28.439	1:07.798	77.31	3.051	11:29:09.290
5 -	37.062	29.250	1:06.312	79.04	1.565	11:30:15.602
6 -	38.482	31.300	1:09.782	75.11	5.035	11:31:25.384
7 -	39.270	28.915	1:08.185	76.87	3.438	11:32:33.569
8 -	38.334	28.776	1:07.110	78.10	2.363	11:33:40.679
9 -	38.005	28.099	1:06.104	79.29	1.357	11:34:46.783
10 -	39.295	30.694	1:09.989	74.89	5.242	11:35:56.772
11 -	36.866	28.147	1:05.013 (2)	80.62	0.266	11:37:01.785

P6 21 600 Toby FINNIS			Kawasaki ZX6R - NOKA RACING - PRIME/TWT			
IDEAL LAP TIME : 1:05.099			BEST LAP TIME : 1:05.218		DIFFERENCE : 0.119	
LAP	SECTOR 1	SECTOR 2	LAP TIME	MPH	DIFF	TIME OF DAY
1 -	40.984	29.361	1:10.345	74.51	5.127	11:25:25.839
2 -	37.126	29.095	1:06.221	79.15	1.003	11:26:32.060
3 -	36.734	28.538	1:05.272 (2)	80.30	0.054	11:27:37.332
4 -	37.340	28.702	1:06.042	79.36	0.824	11:28:43.374
5 -	36.807	28.832	1:05.639	79.85	0.421	11:29:49.013
6 -	37.201	28.959	1:06.160	79.22	0.942	11:30:55.173
7 -	36.902	28.621	1:05.523 (3)	79.99	0.305	11:32:00.696
8 -	37.200	28.533	1:05.733	79.74	0.515	11:33:06.429
9 -	36.669	28.549	1:05.218 (1)	80.37		11:34:11.647
10 -	37.586	28.807	1:06.393	78.94	1.175	11:35:18.040
11 -	37.136	28.430	1:05.566	79.94	0.348	11:36:23.606

P7 23 1000 Jason PAES			Aprilia RSV4 - J&R Electrical Ltd			
IDEAL LAP TIME : 1:05.573			BEST LAP TIME : 1:05.619		DIFFERENCE : 0.046	
LAP	SECTOR 1	SECTOR 2	LAP TIME	MPH	DIFF	TIME OF DAY
1 -	41.298	30.216	1:11.514	73.29	5.895	11:25:27.179
2 -	38.294	29.773	1:08.067	77.00	2.448	11:26:35.246
3 -	36.707	29.330	1:06.037	79.37	0.418	11:27:41.283
4 -	36.365	29.254	1:05.619 (1)	79.87		11:28:46.902
5 -	36.795	29.208	1:06.003 (3)	79.41	0.384	11:29:52.905
6 -	36.744	29.441	1:06.185	79.19	0.566	11:30:59.090
7 -	39.511	30.155	1:09.666	75.23	4.047	11:32:08.756
8 -	37.245	29.363	1:06.608	78.69	0.989	11:33:15.364
9 -	37.311	29.889	1:07.200	78.00	1.581	11:34:22.564
10 -	36.680	29.329	1:06.009	79.40	0.390	11:35:28.573
11 -	36.672	29.274	1:05.946 (2)	79.48	0.327	11:36:34.519

P8 149 1000 David WILKINS			Yamaha R1 - TwoClicksOut Racing			
IDEAL LAP TIME : 1:05.680			BEST LAP TIME : 1:05.680		DIFFERENCE : 0.000	
LAP	SECTOR 1	SECTOR 2	LAP TIME	MPH	DIFF	TIME OF DAY
1 -	40.189	29.133	1:09.322	75.61	3.642	11:25:52.247
2 -	36.907	28.773	1:05.680 (1)	79.80		11:26:57.927
3 -	37.484	28.912	1:06.396 (3)	78.94	0.716	11:28:04.323
4 -	37.572	29.357	1:06.929	78.31	1.249	11:29:11.252
5 -	37.343	28.779	1:06.122 (2)	79.27	0.442	11:30:17.374
6 -	37.775	29.777	1:07.552	77.59	1.872	11:31:24.926
7 -	37.708	29.181	1:06.889	78.36	1.209	11:32:31.815
8 -	37.650	29.650	1:07.300	77.88	1.620	11:33:39.115
9 -	37.759	29.383	1:07.142	78.06	1.462	11:34:46.257
10 -	39.619	IN PIT	1:27.898 P	59.63	22.218	11:36:14.155

BMCRC - MRO Championships 2023 - Rnd 2 @ Pembrey

L&W Contractors BMCRC Rookie 600 & Rookie 1000

QUALIFYING - SECTOR ANALYSIS



SECTOR 1 = FL to I1, SECTOR 2 = I1 to FL, DIFF = Difference To Personal Best Lap, P = Crossed Finish Line in Pit Lane, D = Time Disallowed

P9 191 1000 Maurice DAVEY			Suzuki GSXR 1000 - M D racing			
IDEAL LAP TIME : 1:06.012		BEST LAP TIME : 1:06.012		DIFFERENCE : 0.000		
LAP	SECTOR 1	SECTOR 2	LAP TIME	MPH	DIFF	TIME OF DAY
1 -	44.384	32.160	1:16.544	68.47	10.532	11:25:37.589
2 -	39.800	29.623	1:09.423	75.50	3.411	11:26:47.012
3 -	40.451	30.454	1:10.905	73.92	4.893	11:27:57.917
4 -	39.218	30.023	1:09.241	75.70	3.229	11:29:07.158
5 -	38.456	29.661	1:08.117	76.94	2.105	11:30:15.275
6 -	38.745	30.683	1:09.428	75.49	3.416	11:31:24.703
7 -	38.169	30.563	1:08.732	76.26	2.720	11:32:33.435
8 -	37.996	29.056	1:07.052 (2)	78.17	1.040	11:33:40.487
9 -	37.153	28.859	1:06.012 (1)	79.40		11:34:46.499
10 -	39.809	31.042	1:10.851	73.98	4.839	11:35:57.350
11 -	38.465	29.482	1:07.947 (3)	77.14	1.935	11:37:05.297

P10 28 600 Tom WALKER			Honda CBR600RR - TRWRacing GRPone			
IDEAL LAP TIME : 1:06.008		BEST LAP TIME : 1:06.089		DIFFERENCE : 0.081		
LAP	SECTOR 1	SECTOR 2	LAP TIME	MPH	DIFF	TIME OF DAY
1 -	41.824	29.858	1:11.682	73.12	5.593	11:25:24.162
2 -	38.323	29.461	1:07.784	77.32	1.695	11:26:31.946
3 -	37.860	29.225	1:07.085	78.13	0.996	11:27:39.031
4 -	37.188	28.901	1:06.089 (1)	79.31		11:28:45.120
5 -	37.698	29.140	1:06.838	78.42	0.749	11:29:51.958
6 -	37.107	29.383	1:06.490 (2)	78.83	0.401	11:30:58.448
7 -	39.713	30.236	1:09.949	74.93	3.860	11:32:08.397
8 -	37.348	29.191	1:06.539 (3)	78.77	0.450	11:33:14.936
9 -	37.490	34.582	1:12.072	72.72	5.983	11:34:27.008
10 -	37.679	29.438	1:07.117	78.09	1.028	11:35:34.125
11 -	37.548	29.670	1:07.218	77.97	1.129	11:36:41.343

P11 123 1000 James VINCER			Yamaha YZFR1 - A W RACING LTD			
IDEAL LAP TIME : 1:08.114		BEST LAP TIME : 1:07.495		DIFFERENCE : -0.619		
LAP	SECTOR 1	SECTOR 2	LAP TIME	MPH	DIFF	TIME OF DAY
1 -	43.760	31.058	1:14.818	70.05	7.323	11:25:33.306
2 -	39.900	30.256	1:10.156	74.71	2.661	11:26:43.462
3 -	38.350	30.174	1:08.524 (3)	76.49	1.029	11:27:51.986
4 -	38.130	29.988	1:08.118 (2)	76.94	0.623	11:29:00.104
5 -			1:07.495 (1)	77.65		11:30:07.599
6 -	38.974	30.336	1:09.310	75.62	1.815	11:31:16.909
7 -	38.588	29.984	1:08.572	76.43	1.077	11:32:25.481
8 -	39.481	31.045	1:10.526	74.32	3.031	11:33:36.007
9 -	39.195	30.912	1:10.107	74.76	2.612	11:34:46.114
10 -	39.344	30.047	1:09.391	75.53	1.896	11:35:55.505
11 -	39.237	30.474	1:09.711	75.19	2.216	11:37:05.216

P12 830 1000 Daniel HOLT			Aprilia RSV4 1100 FACTORY - DBH Plastering			
IDEAL LAP TIME : 1:07.878		BEST LAP TIME : 1:07.878		DIFFERENCE : 0.000		
LAP	SECTOR 1	SECTOR 2	LAP TIME	MPH	DIFF	TIME OF DAY
1 -	44.773	32.534	1:17.307	67.80	9.429	11:25:34.427
2 -	40.869	30.946	1:11.815	72.98	3.937	11:26:46.242
3 -	39.168	30.902	1:10.070	74.80	2.192	11:27:56.312
4 -	38.482	30.713	1:09.195	75.75	1.317	11:29:05.507
5 -	38.629	30.611	1:09.240	75.70	1.362	11:30:14.747
6 -	38.682	30.701	1:09.383	75.54	1.505	11:31:24.130
7 -	38.267	30.774	1:09.041 (3)	75.92	1.163	11:32:33.171
8 -	38.569	30.417	1:08.986 (2)	75.98	1.108	11:33:42.157
9 -	39.268	31.377	1:10.645	74.19	2.767	11:34:52.802
10 -	38.154	29.724	1:07.878 (1)	77.22		11:36:00.680
11 -	39.501	30.973	1:10.474	74.37	2.596	11:37:11.154

BMCRC - MRO Championships 2023 - Rnd 2 @ Pembrey

L&W Contractors BMCRC Rookie 600 & Rookie 1000

QUALIFYING - SECTOR ANALYSIS



SECTOR 1 = FL to I1, SECTOR 2 = I1 to FL, DIFF = Difference To Personal Best Lap, P = Crossed Finish Line in Pit Lane, D = Time Disallowed

P13 36 1000 Alan MORGAN			R100 -			
IDEAL LAP TIME : 1:07.623		BEST LAP TIME : 1:07.946		DIFFERENCE : 0.323		
LAP	SECTOR 1	SECTOR 2	LAP TIME	MPH	DIFF	TIME OF DAY
1 -	43.714	31.668	1:15.382	69.53	7.436	11:25:32.179
2 -	41.542	30.862	1:12.404	72.39	4.458	11:26:44.583
3 -	38.472	29.474	1:07.946 (1)	77.14		11:27:52.529
4 -	38.149	29.847	1:07.996 (2)	77.08	0.050	11:29:00.525
5 -	38.362	30.630	1:08.992	75.97	1.046	11:30:09.517
6 -	38.733	29.918	1:08.651 (3)	76.35	0.705	11:31:18.168
7 -	40.729	30.233	1:10.962	73.86	3.016	11:32:29.130
8 -	40.793	30.300	1:11.093	73.72	3.147	11:33:40.223
9 -	40.903	31.152	1:12.055	72.74	4.109	11:34:52.278
10 -	41.315	31.613	1:12.928	71.87	4.982	11:36:05.206

P14 86 1000 Adam WELLS			Suzuki GSXR 1000 -			
IDEAL LAP TIME : 1:08.307		BEST LAP TIME : 1:08.442		DIFFERENCE : 0.135		
LAP	SECTOR 1	SECTOR 2	LAP TIME	MPH	DIFF	TIME OF DAY
1 -	45.617	31.294	1:16.911	68.15	8.469	11:25:38.360
2 -	40.386	30.733	1:11.119	73.70	2.677	11:26:49.479
3 -	38.323	33.331	1:11.654	73.15	3.212	11:28:01.133
4 -	39.505	30.452	1:09.957	74.92	1.515	11:29:11.090
5 -	38.629	31.780	1:10.409	74.44	1.967	11:30:21.499
6 -	40.277	30.631	1:10.908	73.92	2.466	11:31:32.407
7 -	38.416	30.201	1:08.617 (2)	76.38	0.175	11:32:41.024
8 -	38.912	30.919	1:09.831 (3)	75.06	1.389	11:33:50.855
9 -	38.379	30.063	1:08.442 (1)	76.58		11:34:59.297
10 -	40.674	29.984	1:10.658	74.18	2.216	11:36:09.955
11 -	41.123	30.937	1:12.060	72.73	3.618	11:37:22.015

P15 4 600 Kallum BEDWELL			Yamaha R6 - KB			
IDEAL LAP TIME : 1:08.506		BEST LAP TIME : 1:08.895		DIFFERENCE : 0.389		
LAP	SECTOR 1	SECTOR 2	LAP TIME	MPH	DIFF	TIME OF DAY
1 -	44.605	32.598	1:17.203	67.89	8.308	11:25:35.147
2 -	40.337	31.188	1:11.525	73.28	2.630	11:26:46.672
3 -	39.185	30.758	1:09.943	74.94	1.048	11:27:56.615
4 -	38.889	30.577	1:09.466 (2)	75.45	0.571	11:29:06.081
5 -	39.210	29.685	1:08.895 (1)	76.08		11:30:14.976
6 -	38.821	30.721	1:09.542 (3)	75.37	0.647	11:31:24.518
7 -	39.931	32.394	1:12.325	72.47	3.430	11:32:36.843
8 -	39.889	30.046	1:09.935	74.94	1.040	11:33:46.778
9 -	39.817	30.596	1:10.413	74.44	1.518	11:34:57.191
10 -	40.001	30.771	1:10.772	74.06	1.877	11:36:07.963

P16 65 600 Francesco MONTINI			Triumph DAYTONA 675R - Sara Johnson			
IDEAL LAP TIME : 1:09.387		BEST LAP TIME : 1:09.616		DIFFERENCE : 0.229		
LAP	SECTOR 1	SECTOR 2	LAP TIME	MPH	DIFF	TIME OF DAY
1 -	44.266	32.629	1:16.895	68.16	7.279	11:25:37.349
2 -	40.928	31.382	1:12.310	72.48	2.694	11:26:49.659
3 -	40.108	30.942	1:11.050	73.77	1.434	11:28:00.709
4 -	39.591	30.659	1:10.250 (2)	74.61	0.634	11:29:10.959
5 -	39.191	32.399	1:11.590	73.21	1.974	11:30:22.549
6 -	39.789	35.086	1:14.875	70.00	5.259	11:31:37.424
7 -	38.936	31.393	1:10.329 (3)	74.52	0.713	11:32:47.753
8 -	40.469	31.171	1:11.640	73.16	2.024	11:33:59.393
9 -	40.867	31.706	1:12.573	72.22	2.957	11:35:11.966
10 -	39.165	30.451	1:09.616 (1)	75.29		11:36:21.582
11 -			1:21.366	64.42	11.750	11:37:42.948

BMCRC - MRO Championships 2023 - Rnd 2 @ Pembrey

L&W Contractors BMCRC Rookie 600 & Rookie 1000

QUALIFYING - SECTOR ANALYSIS



SECTOR 1 = FL to I1, SECTOR 2 = I1 to FL, DIFF = Difference To Personal Best Lap, P = Crossed Finish Line in Pit Lane, D = Time Disallowed

P17 90 600 Tom ELLIOTT		Yamaha R6 - A. Harland Race Services				
IDEAL LAP TIME : 1:11.070		BEST LAP TIME : 1:11.283		DIFFERENCE : 0.213		
LAP	SECTOR 1	SECTOR 2	LAP TIME	MPH	DIFF	TIME OF DAY
1 -	43.859	32.185	1:16.044	68.92	4.761	11:25:31.432
2 -	41.276	31.733	1:13.009	71.79	1.726	11:26:44.441
3 -	40.446	30.837	1:11.283 (1)	73.53		11:27:55.724
4 -	41.042	31.465	1:12.507	72.29	1.224	11:29:08.231
5 -	41.230	31.514	1:12.744	72.05	1.461	11:30:20.975
6 -	40.359	30.952	1:11.311 (2)	73.50	0.028	11:31:32.286
7 -	42.891	31.845	1:14.736	70.13	3.453	11:32:47.022
8 -	40.233	31.613	1:11.846 (3)	72.95	0.563	11:33:58.868
9 -	41.001	31.718	1:12.719	72.08	1.436	11:35:11.587
10 -	43.108	33.025	1:16.133	68.84	4.850	11:36:27.720

P18 44 600 Sheridan GOATCHER		Yamaha R6 -				
IDEAL LAP TIME : 1:13.868		BEST LAP TIME : 1:13.875		DIFFERENCE : 0.007		
LAP	SECTOR 1	SECTOR 2	LAP TIME	MPH	DIFF	TIME OF DAY
1 -	51.881	35.617	1:27.498	59.90	13.623	11:25:52.023
2 -	43.965	32.626	1:16.591	68.43	2.716	11:27:08.614
3 -	43.402	32.445	1:15.847	69.10	1.972	11:28:24.461
4 -	42.351	32.677	1:15.028	69.86	1.153	11:29:39.489
5 -	42.342	36.471	1:18.813	66.50	4.938	11:30:58.302
6 -	42.863	33.039	1:15.902	69.05	2.027	11:32:14.204
7 -	41.901	32.657	1:14.558 (3)	70.30	0.683	11:33:28.762
8 -	41.853	32.022	1:13.875 (1)	70.95		11:34:42.637
9 -	41.846	32.151	1:13.997 (2)	70.83	0.122	11:35:56.634
10 -	43.049	33.844	1:16.893	68.16	3.018	11:37:13.527

BMCRC - MRO Championships 2023 - Rnd 2 @ Pembrey

L&W Contractors BMCRC Rookie 600 & Rookie 1000

QUALIFYING - BEST SECTORS

SECTOR 1			SECTOR 2			IDEAL / BEST COMPARISON						
POS	NO	NAME	TIME	NO	NAME	TIME	POS	NO	NAME	IDEAL	BEST	DIFF
									PERFECT LAP	1:02.461		
1	24	MANLEY	34.792	24	MANLEY	27.669	1	24	MANLEY	1:02.461	1:02.461	0.000
2	61	GAMBLE	35.251	87	THOMPSON	27.791	2	87	THOMPSON	1:03.167	1:03.167	0.000
3	87	THOMPSON	35.376	187	DERMOTT	28.099	3	61	GAMBLE	1:03.435	1:04.027	0.592
4	187	DERMOTT	35.799	100	CRANSTONE	28.131	4	187	DERMOTT	1:03.898	1:04.747	0.849
5	23	PAES	36.365	61	GAMBLE	28.184	5	100	CRANSTONE	1:04.631	1:04.701	0.070
6	100	CRANSTONE	36.500	21	FINNIS	28.430	6	21	FINNIS	1:05.099	1:05.218	0.119
7	21	FINNIS	36.669	149	WILKINS	28.773	7	23	PAES	1:05.573	1:05.619	0.046
8	149	WILKINS	36.907	191	DAVEY	28.859	8	149	WILKINS	1:05.680	1:05.680	0.000
9	28	WALKER	37.107	28	WALKER	28.901	9	28	WALKER	1:06.008	1:06.089	0.081
10	191	DAVEY	37.153	23	PAES	29.208	10	191	DAVEY	1:06.012	1:06.012	0.000
11	123	VINCER	38.130	36	MORGAN	29.474	11	36	MORGAN	1:07.623	1:07.946	0.323
12	36	MORGAN	38.149	4	BEDWELL	29.685	12	830	HOLT	1:07.878	1:07.878	0.000
13	830	HOLT	38.154	830	HOLT	29.724	13	123	VINCER	1:08.114	1:07.495	-0.619
14	86	WELLS	38.323	123	VINCER	29.984	14	86	WELLS	1:08.307	1:08.442	0.135
15	4	BEDWELL	38.821	86	WELLS	29.984	15	4	BEDWELL	1:08.506	1:08.895	0.389
16	65	MONTINI	38.936	65	MONTINI	30.451	16	65	MONTINI	1:09.387	1:09.616	0.229
17	90	ELLIOTT	40.233	90	ELLIOTT	30.837	17	90	ELLIOTT	1:11.070	1:11.283	0.213
18	44	GOATCHER	41.846	44	GOATCHER	32.022	18	44	GOATCHER	1:13.868	1:13.875	0.007

BMCRC - MRO Championships 2023 - Rnd 2 @ Pembrey

L&W Contractors BMCRC Rookie 600 & Rookie 1000

QUALIFYING - STATISTICS

Competitors Started	18
Planned Start	2023-04-08 @ 11:33:00.000
Actual Start	2023-04-08 @ 11:23:51.313
Finish Time	2023-04-08 @ 11:36:31.522
Track Length	1.4560mi.
Total Laps	194
Total Distance Covered	282.4640mi.

Session Fastest Lap History

NO	CL	NAME	LAP TIME	TIME OF DAY	LAP	VEHICLE
24	600	Callum MANLEY	1:06.155	11:25:21.950	1	Honda CBR600 RR
24	600	Callum MANLEY	1:03.646	11:26:25.596	2	Honda CBR600 RR
24	600	Callum MANLEY	1:03.630	11:27:29.226	3	Honda CBR600 RR
24	600	Callum MANLEY	1:02.461	11:28:31.686	4	Honda CBR600 RR

Flag History

TYPE	TIME OF DAY
GREEN	11:23:51.313
FINISH	11:36:31.522

Flag Statistics

TYPE	COUNT	TOTAL LAPS	TOTAL TIME
Green	1	12	14:17.978
Red	0	0	0.000
Safety Car	0	0	0.000
FCY	0	0	0.000

BMCRC - MRO Championships 2023 - Rnd 2 @ Pembrey

L&W Contractors BMCRC Rookie 600 & Rookie 1000

QUALIFYING - STATISTICS

CLASS : 1000

10 Starters

Fastest Lap History

NO	NAME	LAP TIME	TIME OF DAY	LAP	VEHICLE
23	Jason PAES	1:11.514	11:25:27.201	1	Aprilia RSV4
100	Sam CRANSTONE	1:10.632	11:25:27.702	1	Bmw S1000RR
187	Scott DERMOTT	1:10.223	11:25:51.548	1	Yamaha R1
149	David WILKINS	1:09.322	11:25:52.264	1	Yamaha R1
100	Sam CRANSTONE	1:05.964	11:26:33.665	2	Bmw S1000RR
187	Scott DERMOTT	1:04.747	11:26:56.297	2	Yamaha R1
87	Karl THOMPSON	1:04.141	11:31:46.367	6	Yamaha R1
87	Karl THOMPSON	1:03.167	11:32:49.534	7	Yamaha R1

BMCRC - MRO Championships 2023 - Rnd 2 @ Pembrey

L&W Contractors BMCRC Rookie 600 & Rookie 1000

QUALIFYING - STATISTICS

CLASS : 600

8 Starters

Fastest Lap History

NO	NAME	LAP TIME	TIME OF DAY	LAP	VEHICLE
24	Callum MANLEY	1:06.155	11:25:21.950	1	Honda CBR600 RR
24	Callum MANLEY	1:03.646	11:26:25.596	2	Honda CBR600 RR
24	Callum MANLEY	1:03.630	11:27:29.226	3	Honda CBR600 RR
24	Callum MANLEY	1:02.461	11:28:31.686	4	Honda CBR600 RR

BMCRC - MRO Championships 2023 - Rnd 2 @ Pembrey

L&W Contractors BMCRC Rookie 600 & Rookie 1000

RACE 11 - GRID (8 Laps)



CONTRACTORS LTD

ROW 8	1	23	1:13.875	44	Sheridan GOATCHER	22	1:11.283	90	Tom ELLIOTT				
ROW 7		21	1:09.616	65	Francesco MONTINI	20	1:08.895	4	Kallum BEDWELL				
						19	1:06.089	28	Tom WALKER				
ROW 6	18	1:05.218	21	Toby FINNIS	17	1:04.027	61	Jason GAMBLE	16	1:02.461	24	Callum MANLEY	
ROW 5		15			14				13				
ROW 4	12				11				10	1:08.442	86	Adam WELLS	
ROW 3		9	1:07.946	36	Alan MORGAN	8	1:07.878	830	Daniel HOLT	7	1:07.495	123	James VINCER
ROW 2	6	1:06.012	191	Maurice DAVEY	5	1:05.680	149	David WILKINS	4	1:05.619	23	Jason PAES	
ROW 1		3	1:04.747	187	Scott DERMOTT	2	1:04.701	100	Sam CRANSTONE	1	1:03.167	87	Karl THOMPSON
													Pole

Pembrey National: 1.4560 miles

These results are provisional until the conclusion of any judicial and technical matters.

Clerk Of Course :	Stewards :	Timekeeper : Sarah Evans
-------------------	------------	--------------------------

Results can be found at www.tsl-timing.com

Printed - 11:42 Saturday, 08 April 2023



BMCRC - MRO Championships 2023 - Rnd 2 @ Pembrey

L&W Contractors BMCRC Rookie 600 & Rookie 1000

RACE 11 - CLASSIFICATION



CONTRACTORS LTD

POS	NO	CL	PIC NAME	ENTRY	LAPS	TIME	GAP	DIFF	MPH	BEST	ON
1	87	1000	1 Karl THOMPSON	Yamaha R1 - #Teamrace	8	8:36.049			81.25	1:02.428	7
2	100	1000	2 Sam CRANSTONE	Bmw S1000RR -	8	8:38.182	2.133	2.133	80.92	1:03.641	4
3	187	1000	3 Scott DERMOTT	Yamaha R1 - TwoClicksOut Racing	8	8:38.913	2.864	0.731	80.80	1:03.619	4
4	149	1000	4 David WILKINS	Yamaha R1 - TwoClicksOut Racing	8	8:43.916	7.867	5.003	80.03	1:04.581	3
5	23	1000	5 Jason PAES	Aprilia RSV4 - J&R Electrical Ltd	8	8:48.841	12.792	4.925	79.29	1:04.251	3
6	24	600	1 Callum MANLEY	Honda CBR600 RR - Becs sweets, leeway building :	8	8:56.580	20.531	7.739	78.14	1:02.857	7
7	191	1000	6 Maurice DAVEY	Suzuki GSXR 1000 - M D racing	8	9:00.058	24.009	3.478	77.64	1:05.763	4
8	21	600	2 Toby FINNIS	Kawasaki ZX6R - NOKA RACING - PRIME/TWT	8	9:00.215	24.166	0.157	77.62	1:03.712	3
9	61	600	3 Jason GAMBLE	Kawasaki ZX6R - #TeamRace	8	9:01.166	25.117	0.951	77.48	1:03.751	8
10	123	1000	7 James VINCER	Yamaha YZFR1 - A W RACING LTD	8	9:05.454	29.405	4.288	76.87	1:07.089	4
11	830	1000	8 Daniel HOLT	Aprilia RSV4 1100 FACTORY - DBH Plastering	8	9:06.044	29.995	0.590	76.79	1:06.931	4
12	36	1000	9 Alan MORGAN	R100 -	8	9:06.803	30.754	0.759	76.68	1:06.964	4
13	28	600	4 Tom WALKER	Honda CBR600RR - TRWRacing GRPone	8	9:19.972	43.923	13.169	74.88	1:05.934	5
14	4	600	5 Kallum BEDWELL	Yamaha R6 - KB	8	9:29.529	53.480	9.557	73.62	1:06.410	4
15	65	600	6 Francesco MONTINI	Triumph DAYTONA 675R - Sara Johnson	7	8:39.878	1 Lap	1 Lap	70.57	1:09.763	6
16	90	600	7 Tom ELLIOTT	Yamaha R6 - A. Harland Race Services	7	8:40.580	1 Lap	0.702	70.48	1:08.759	2
17	44	600	8 Sheridan GOATCHER	Yamaha R6 -	7	9:13.748	1 Lap	33.168	66.25	1:14.940	7

NOT CLASSIFIED

DNF	86	1000	Adam WELLS	Suzuki GSXR 1000 -	0						
-----	----	------	------------	--------------------	---	--	--	--	--	--	--

FASTEST LAP

87	1000	Karl THOMPSON	Yamaha R1 - #Teamrace	7	1:02.428	83.96 mph	135.12 kph
24	600	Callum MANLEY	Honda CBR600 RR - Becs sweets, leeway building :	7	1:02.857	83.38 mph	134.20 kph

Class 1000 - 92.5% of Race Speed = 75.15 mph

Class 600 - 92.5% of Race Speed = 72.27 mph

Weather / Track : Bright / Dry

These results are provisional until the conclusion of any judicial and technical matters.

Race Distance: 8 Laps / 11.64 miles

Pembrey National: 1.4560 miles

Date: 08/04/2023 Start: 15:07 Finish: 15:15

Clerk Of Course :	Stewards :	Timekeeper : Sarah Evans
-------------------	------------	--------------------------

Results can be found at www.tsl-timing.com

Printed - 15:18 Saturday, 08 April 2023



BMCRC - MRO Championships 2023 - Rnd 2 @ Pembrey

L&W Contractors BMCRC Rookie 600 & Rookie 1000

RACE 11 - LAP CHART

LAP 1 @ 15:08:23.090

NO	BEHIND	LAP TIME
100		1:08.200
149	0.785	1:08.985
87	1.382	1:09.582
187	1.487	1:09.687
23	2.619	1:10.819
123	4.794	1:12.994
191	5.285	1:13.485
36	6.219	1:14.419
830	6.590	1:14.790
24	21.176	1:29.376
61	22.101	1:30.301
21	22.723	1:30.923
28	24.306	1:32.506
4	25.448	1:33.648
65	28.404	1:36.604
90	30.396	1:38.596
44	34.387	1:42.587

LAP 2 @ 15:09:27.382

NO	BEHIND	LAP TIME
100		1:04.292
87	0.607	1:03.517
187	1.108	1:03.913
149	1.575	1:05.082
23	3.219	1:04.892
123	7.660	1:07.158
191	8.006	1:07.013
36	9.067	1:07.140
830	9.737	1:07.439
24	21.713	1:04.829
61	22.180	1:04.371
21	22.722	1:04.291
28	27.713	1:07.699
4	28.618	1:07.462
90	34.863	1:08.759
65	34.959	1:10.847
44	46.032	1:15.937

LAP 3 @ 15:10:31.463

NO	BEHIND	LAP TIME
100		1:04.081
87	0.363	1:03.837
187	0.668	1:03.641
149	2.075	1:04.581
23	3.389	1:04.251
191	10.105	1:06.180
123	11.633	1:08.054
36	12.259	1:07.273
830	12.607	1:06.951
24	21.678	1:04.046
61	21.921	1:03.822
21	22.353	1:03.712
28	30.509	1:06.877
4	31.386	1:06.849
90	39.659	1:08.877
65	41.693	1:10.815
44	57.046	1:15.095

LAP 4 @ 15:11:35.104

NO	BEHIND	LAP TIME
100		1:03.641

87	0.300	1:03.578
187	0.646	1:03.619
149	3.073	1:04.639
23	5.290	1:05.542
191	12.227	1:05.763
123	15.081	1:07.089
36	15.582	1:06.964
830	15.897	1:06.931
24	21.461	1:03.424
61	22.233	1:03.953
21	22.431	1:03.719
28	33.675	1:06.807
4	34.155	1:06.410
90	47.186	1:11.168
65	49.277	1:11.225

LAP 5 @ 15:12:40.132

NO	BEHIND	LAP TIME
87		1:04.728
100	0.262	1:05.290
187	0.547	1:04.929
149	3.151	1:05.106
44	1 Lap	1:15.210
23	5.703	1:05.441
191	13.485	1:06.286
123	17.435	1:07.382
36	18.388	1:07.834
830	18.696	1:07.827
24	20.188	1:03.755
61	21.412	1:04.207
21	21.489	1:04.086
28	34.581	1:05.934
4	35.684	1:06.557
90	52.742	1:10.584
65	54.347	1:10.098

LAP 6 @ 15:13:43.135

NO	BEHIND	LAP TIME
87		1:03.003
100	1.082	1:03.823
187	1.408	1:03.864
149	5.053	1:04.905
23	9.205	1:06.505
44	1 Lap	1:14.966
191	17.294	1:06.812
24	22.498	1:05.313
123	22.515	1:08.083
21	22.625	1:04.139
830	22.944	1:07.251
61	23.089	1:04.680
36	23.865	1:08.480
28	38.019	1:06.441
4	41.520	1:08.839
90	1:00.832	1:11.093
65	1:01.107	1:09.763

LAP 7 @ 15:14:45.563

NO	BEHIND	LAP TIME
87		1:02.428
100	2.493	1:03.839
187	2.768	1:03.788
149	7.789	1:05.164
23	12.511	1:05.734
191	21.589	1:06.723

24	22.927	1:02.857
21	24.939	1:04.742
61	26.742	1:06.081
123	27.541	1:07.454
830	27.987	1:07.471
44	1 Lap	1:15.013
36	29.049	1:07.612
28	41.902	1:06.311
4	49.241	1:10.149

LAP 8 @ 15:15:50.939

NO	BEHIND	LAP TIME
87		1:05.376
100	2.133	1:05.016
187	2.864	1:05.472
65	1 Lap	1:10.526
90	1 Lap	1:11.503
149	7.867	1:05.454
23	12.792	1:05.657
24	20.531	1:02.980
191	24.009	1:07.796
21	24.166	1:04.603
61	25.117	1:03.751
123	29.405	1:07.240
830	29.995	1:07.384
36	30.754	1:07.081
44	1 Lap	1:14.940
28	43.923	1:07.397
4	53.480	1:09.615

BMCRC - MRO Championships 2023 - Rnd 2 @ Pembrey

L&W Contractors BMCRC Rookie 600 & Rookie 1000

RACE 11 - POSITION CHART

No	Name	Lap Pos								
			1	2	3	4	5	6	7	8
87	THOMPSON	1	100	100	100	100	87	87	87	87
100	CRANSTONE	2	149	87	87	87	100	100	100	100
187	DERMOTT	3	87	187	187	187	187	187	187	187
23	PAES	4	187	149	149	149	149	149	149	149
149	WILKINS	5	23	23	23	23	23	23	23	23
191	DAVEY	6	123	123	191	191	191	191	191	24
123	VINCER	7	191	191	123	123	123	24	24	191
830	HOLT	8	36	36	36	36	36	123	21	21
36	MORGAN	9	830	830	830	830	830	21	61	61
86	WELLS	10	24	24	24	24	24	830	123	123
24	MANLEY	11	61	61	61	61	61	61	830	830
61	GAMBLE	12	21	21	21	21	21	36	36	36
21	FINNIS	13	28	28	28	28	28	28	28	28
28	WALKER	14	4	4	4	4	4	4	4	4
4	BEDWELL	15	65	90	90	90	90	90	90	65
65	MONTINI	16	90	65	65	65	65	65	65	90
90	ELLIOTT	17	44	44	44	44	44	44	44	44
44	GOATCHER	18								

BMCRC - MRO Championships 2023 - Rnd 2 @ Pembrey

L&W Contractors BMCRC Rookie 600 & Rookie 1000

RACE 11 - SECTOR ANALYSIS



SECTOR 1 = FL to I1, SECTOR 2 = I1 to FL, DIFF = Difference To Personal Best Lap, P = Crossed Finish Line in Pit Lane, D = Time Disallowed

P1 87 1000 Karl THOMPSON		Yamaha R1 - #Teamrace				
IDEAL LAP TIME : 1:02.428		BEST LAP TIME : 1:02.428		DIFFERENCE : 0.000		
LAP	SECTOR 1	SECTOR 2	LAP TIME	MPH	DIFF	TIME OF DAY
1 -		28.274	1:09.582	75.32	7.154	15:08:24.472
2 -	35.639	27.878	1:03.517 (3)	82.52	1.089	15:09:27.989
3 -	35.870	27.967	1:03.837	82.10	1.409	15:10:31.826
4 -	35.519	28.059	1:03.578	82.44	1.150	15:11:35.404
5 -	36.276	28.452	1:04.728	80.97	2.300	15:12:40.132
6 -	35.392	27.611	1:03.003 (2)	83.19	0.575	15:13:43.135
7 -	34.994	27.434	1:02.428 (1)	83.96		15:14:45.563
8 -	37.325	28.051	1:05.376	80.17	2.948	15:15:50.939

P2 100 1000 Sam CRANSTONE		Bmw S1000RR -				
IDEAL LAP TIME : 1:03.303		BEST LAP TIME : 1:03.641		DIFFERENCE : 0.338		
LAP	SECTOR 1	SECTOR 2	LAP TIME	MPH	DIFF	TIME OF DAY
1 -		27.901	1:08.200	76.85	4.559	15:08:23.090
2 -	35.855	28.437	1:04.292	81.52	0.651	15:09:27.382
3 -	36.072	28.009	1:04.081	81.79	0.440	15:10:31.463
4 -	35.453	28.188	1:03.641 (1)	82.36		15:11:35.104
5 -	36.833	28.457	1:05.290	80.28	1.649	15:12:40.394
6 -	35.840	27.983	1:03.823 (2)	82.12	0.182	15:13:44.217
7 -	35.989	27.850	1:03.839 (3)	82.10	0.198	15:14:48.056
8 -	36.768	28.248	1:05.016	80.62	1.375	15:15:53.072

P3 187 1000 Scott DERMOTT		Yamaha R1 - TwoClicksOut Racing				
IDEAL LAP TIME : 1:03.467		BEST LAP TIME : 1:03.619		DIFFERENCE : 0.152		
LAP	SECTOR 1	SECTOR 2	LAP TIME	MPH	DIFF	TIME OF DAY
1 -		28.144	1:09.687	75.21	6.068	15:08:24.577
2 -	35.778	28.135	1:03.913	82.01	0.294	15:09:28.490
3 -	35.630	28.011	1:03.641 (2)	82.36	0.022	15:10:32.131
4 -	35.477	28.142	1:03.619 (1)	82.39		15:11:35.750
5 -	36.425	28.504	1:04.929	80.72	1.310	15:12:40.679
6 -	35.845	28.019	1:03.864	82.07	0.245	15:13:44.543
7 -	35.798	27.990	1:03.788 (3)	82.17	0.169	15:14:48.331
8 -	36.937	28.535	1:05.472	80.05	1.853	15:15:53.803

P4 149 1000 David WILKINS		Yamaha R1 - TwoClicksOut Racing				
IDEAL LAP TIME : 1:04.149		BEST LAP TIME : 1:04.581		DIFFERENCE : 0.432		
LAP	SECTOR 1	SECTOR 2	LAP TIME	MPH	DIFF	TIME OF DAY
1 -		27.960	1:08.985	75.98	4.404	15:08:23.875
2 -	36.937	28.145	1:05.082	80.53	0.501	15:09:28.957
3 -	36.385	28.196	1:04.581 (1)	81.16		15:10:33.538
4 -	36.219	28.420	1:04.639 (2)	81.09	0.058	15:11:38.177
5 -	36.189	28.917	1:05.106	80.50	0.525	15:12:43.283
6 -	36.272	28.633	1:04.905 (3)	80.75	0.324	15:13:48.188
7 -	36.591	28.573	1:05.164	80.43	0.583	15:14:53.352
8 -	36.516	28.938	1:05.454	80.08	0.873	15:15:58.806

P5 23 1000 Jason PAES		Aprilia RSV4 - J&R Electrical Ltd				
IDEAL LAP TIME : 1:04.251		BEST LAP TIME : 1:04.251		DIFFERENCE : 0.000		
LAP	SECTOR 1	SECTOR 2	LAP TIME	MPH	DIFF	TIME OF DAY
1 -		29.016	1:10.819	74.01	6.568	15:08:25.709
2 -	35.965	28.927	1:04.892 (2)	80.77	0.641	15:09:30.601
3 -	35.588	28.663	1:04.251 (1)	81.58		15:10:34.852
4 -	36.151	29.391	1:05.542	79.97	1.291	15:11:40.394
5 -	36.069	29.372	1:05.441 (3)	80.09	1.190	15:12:45.835
6 -	37.234	29.271	1:06.505	78.81	2.254	15:13:52.340
7 -	36.500	29.234	1:05.734	79.73	1.483	15:14:58.074
8 -	36.413	29.244	1:05.657	79.83	1.406	15:16:03.731

BMCRC - MRO Championships 2023 - Rnd 2 @ Pembrey

L&W Contractors BMCRC Rookie 600 & Rookie 1000

RACE 11 - SECTOR ANALYSIS



SECTOR 1 = FL to I1, SECTOR 2 = I1 to FL, DIFF = Difference To Personal Best Lap, P = Crossed Finish Line in Pit Lane, D = Time Disallowed

P6 24 600		Callum MANLEY		Honda CBR600 RR - Bees sweets, leeway building services			
IDEAL LAP TIME : 1:02.634		BEST LAP TIME : 1:02.857		DIFFERENCE : 0.223			
LAP	SECTOR 1	SECTOR 2	LAP TIME	MPH	DIFF	TIME OF DAY	
1 -		28.989	1:29.376	58.64	26.519	15:08:44.266	
2 -	35.944	28.885	1:04.829	80.85	1.972	15:09:49.095	
3 -	35.678	28.368	1:04.046	81.84	1.189	15:10:53.141	
4 -	35.676	27.748	1:03.424 (3)	82.64	0.567	15:11:56.565	
5 -	35.587	28.168	1:03.755	82.21	0.898	15:13:00.320	
6 -	35.694	29.619	1:05.313	80.25	2.456	15:14:05.633	
7 -	34.894	27.963	1:02.857 (1)	83.38		15:15:08.490	
8 -	35.240	27.740	1:02.980 (2)	83.22	0.123	15:16:11.470	

P7 191 1000		Maurice DAVEY		Suzuki GSXR 1000 - M D racing			
IDEAL LAP TIME : 1:05.706		BEST LAP TIME : 1:05.763		DIFFERENCE : 0.057			
LAP	SECTOR 1	SECTOR 2	LAP TIME	MPH	DIFF	TIME OF DAY	
1 -		29.313	1:13.485	71.32	7.722	15:08:28.375	
2 -	37.516	29.497	1:07.013	78.21	1.250	15:09:35.388	
3 -	37.455	28.725	1:06.180 (2)	79.20	0.417	15:10:41.568	
4 -	36.981	28.782	1:05.763 (1)	79.70		15:11:47.331	
5 -	37.214	29.072	1:06.286 (3)	79.07	0.523	15:12:53.617	
6 -	37.435	29.377	1:06.812	78.45	1.049	15:14:00.429	
7 -	37.731	28.992	1:06.723	78.55	0.960	15:15:07.152	
8 -	39.022	28.774	1:07.796	77.31	2.033	15:16:14.948	

P8 21 600		Toby FINNIS		Kawasaki ZX6R - NOKA RACING - PRIME/TWT			
IDEAL LAP TIME : 1:03.280		BEST LAP TIME : 1:03.712		DIFFERENCE : 0.432			
LAP	SECTOR 1	SECTOR 2	LAP TIME	MPH	DIFF	TIME OF DAY	
1 -		28.582	1:30.923	57.64	27.211	15:08:45.813	
2 -	36.002	28.289	1:04.291	81.52	0.579	15:09:50.104	
3 -	35.733	27.979	1:03.712 (1)	82.27		15:10:53.816	
4 -	35.815	27.904	1:03.719 (2)	82.26	0.007	15:11:57.535	
5 -	35.779	28.307	1:04.086 (3)	81.79	0.374	15:13:01.621	
6 -	35.376	28.763	1:04.139	81.72	0.427	15:14:05.760	
7 -	35.731	29.011	1:04.742	80.96	1.030	15:15:10.502	
8 -	35.974	28.629	1:04.603	81.13	0.891	15:16:15.105	

P9 61 600		Jason GAMBLE		Kawasaki ZX6R - #TeamRace			
IDEAL LAP TIME : 1:03.559		BEST LAP TIME : 1:03.751		DIFFERENCE : 0.192			
LAP	SECTOR 1	SECTOR 2	LAP TIME	MPH	DIFF	TIME OF DAY	
1 -		29.005	1:30.301	58.04	26.550	15:08:45.191	
2 -	36.024	28.347	1:04.371	81.42	0.620	15:09:49.562	
3 -	35.509	28.313	1:03.822 (2)	82.12	0.071	15:10:53.384	
4 -	35.876	28.077	1:03.953 (3)	81.96	0.202	15:11:57.337	
5 -	35.716	28.491	1:04.207	81.63	0.456	15:13:01.544	
6 -	35.742	28.938	1:04.680	81.03	0.929	15:14:06.224	
7 -	37.062	29.019	1:06.081	79.32	2.330	15:15:12.305	
8 -	35.701	28.050	1:03.751 (1)	82.21		15:16:16.056	

P10 123 1000		James VINCER		Yamaha YZFR1 - A W RACING LTD			
IDEAL LAP TIME : 1:06.648		BEST LAP TIME : 1:07.089		DIFFERENCE : 0.441			
LAP	SECTOR 1	SECTOR 2	LAP TIME	MPH	DIFF	TIME OF DAY	
1 -		29.797	1:12.994	71.80	5.905	15:08:27.884	
2 -	37.302	29.856	1:07.158 (2)	78.04	0.069	15:09:35.042	
3 -	38.507	29.547	1:08.054	77.02	0.965	15:10:43.096	
4 -	37.101	29.988	1:07.089 (1)	78.12		15:11:50.185	
5 -	37.676	29.706	1:07.382	77.78	0.293	15:12:57.567	
6 -	38.070	30.013	1:08.083	76.98	0.994	15:14:05.650	
7 -	37.512	29.942	1:07.454	77.70	0.365	15:15:13.104	
8 -	37.639	29.601	1:07.240 (3)	77.95	0.151	15:16:20.344	

BMCRC - MRO Championships 2023 - Rnd 2 @ Pembrey

L&W Contractors BMCRC Rookie 600 & Rookie 1000

RACE 11 - SECTOR ANALYSIS



SECTOR 1 = FL to I1, SECTOR 2 = I1 to FL, DIFF = Difference To Personal Best Lap, P = Crossed Finish Line in Pit Lane, D = Time Disallowed

P11 830 1000 Daniel HOLT		Aprilia RSV4 1100 FACTORY - DBH Plastering				
IDEAL LAP TIME : 1:06.014		BEST LAP TIME : 1:06.931		DIFFERENCE : 0.917		
LAP	SECTOR 1	SECTOR 2	LAP TIME	MPH	DIFF	TIME OF DAY
1 -		29.444	1:14.790	70.08	7.859	15:08:29.680
2 -	38.018	29.421	1:07.439	77.72	0.508	15:09:37.119
3 -	37.524	29.427	1:06.951 (2)	78.29	0.020	15:10:44.070
4 -	37.431	29.500	1:06.931 (1)	78.31		15:11:51.001
5 -	38.180	29.647	1:07.827	77.27	0.896	15:12:58.828
6 -	37.067	30.184	1:07.251 (3)	77.94	0.320	15:14:06.079
7 -	37.666	29.805	1:07.471	77.68	0.540	15:15:13.550
8 -	38.437	28.947	1:07.384	77.78	0.453	15:16:20.934

P12 36 1000 Alan MORGAN		R100 -				
IDEAL LAP TIME : 1:06.421		BEST LAP TIME : 1:06.964		DIFFERENCE : 0.543		
LAP	SECTOR 1	SECTOR 2	LAP TIME	MPH	DIFF	TIME OF DAY
1 -		29.590	1:14.419	70.43	7.455	15:08:29.309
2 -	37.605	29.535	1:07.140 (3)	78.06	0.176	15:09:36.449
3 -	37.653	29.620	1:07.273	77.91	0.309	15:10:43.722
4 -	37.096	29.868	1:06.964 (1)	78.27		15:11:50.686
5 -	38.225	29.609	1:07.834	77.27	0.870	15:12:58.520
6 -	38.345	30.135	1:08.480	76.54	1.516	15:14:07.000
7 -	38.055	29.557	1:07.612	77.52	0.648	15:15:14.612
8 -	37.756	29.325	1:07.081 (2)	78.13	0.117	15:16:21.693

P13 28 600 Tom WALKER		Honda CBR600RR - TRWRacing GRPone				
IDEAL LAP TIME : 1:05.925		BEST LAP TIME : 1:05.934		DIFFERENCE : 0.009		
LAP	SECTOR 1	SECTOR 2	LAP TIME	MPH	DIFF	TIME OF DAY
1 -		29.646	1:32.506	56.66	26.572	15:08:47.396
2 -	37.886	29.813	1:07.699	77.42	1.765	15:09:55.095
3 -	37.183	29.694	1:06.877	78.37	0.943	15:11:01.972
4 -	37.376	29.431	1:06.807	78.45	0.873	15:12:08.779
5 -	36.787	29.147	1:05.934 (1)	79.49		15:13:14.713
6 -	37.288	29.153	1:06.441 (3)	78.89	0.507	15:14:21.154
7 -	37.173	29.138	1:06.311 (2)	79.04	0.377	15:15:27.465
8 -	37.571	29.826	1:07.397	77.77	1.463	15:16:34.862

P14 4 600 Kallum BEDWELL		Yamaha R6 - KB				
IDEAL LAP TIME : 1:06.385		BEST LAP TIME : 1:06.410		DIFFERENCE : 0.025		
LAP	SECTOR 1	SECTOR 2	LAP TIME	MPH	DIFF	TIME OF DAY
1 -		30.276	1:33.648	55.97	27.238	15:08:48.538
2 -	37.854	29.608	1:07.462	77.69	1.052	15:09:56.000
3 -	37.424	29.425	1:06.849 (3)	78.40	0.439	15:11:02.849
4 -	37.250	29.160	1:06.410 (1)	78.92		15:12:09.259
5 -	37.225	29.332	1:06.557 (2)	78.75	0.147	15:13:15.816
6 -	38.200	30.639	1:08.839	76.14	2.429	15:14:24.655
7 -	39.511	30.638	1:10.149	74.72	3.739	15:15:34.804
8 -	39.580	30.035	1:09.615	75.29	3.205	15:16:44.419

P15 65 600 Francesco MONTINI		Triumph DAYTONA 675R - Sara Johnson				
IDEAL LAP TIME : 1:09.631		BEST LAP TIME : 1:09.763		DIFFERENCE : 0.132		
LAP	SECTOR 1	SECTOR 2	LAP TIME	MPH	DIFF	TIME OF DAY
1 -		32.077	1:36.604	54.25	26.841	15:08:51.494
2 -	39.639	31.208	1:10.847	73.98	1.084	15:10:02.341
3 -	39.607	31.208	1:10.815	74.01	1.052	15:11:13.156
4 -	39.764	31.461	1:11.225	73.59	1.462	15:12:24.381
5 -	39.283	30.815	1:10.098 (2)	74.77	0.335	15:13:34.479
6 -	38.816	30.947	1:09.763 (1)	75.13		15:14:44.242
7 -	39.521	31.005	1:10.526 (3)	74.32	0.763	15:15:54.768

BMCRC - MRO Championships 2023 - Rnd 2 @ Pembrey

L&W Contractors BMCRC Rookie 600 & Rookie 1000

RACE 11 - SECTOR ANALYSIS



SECTOR 1 = FL to I1, SECTOR 2 = I1 to FL, DIFF = Difference To Personal Best Lap, P = Crossed Finish Line in Pit Lane, D = Time Disallowed

P16 90 600 Tom ELLIOTT		Yamaha R6 - A. Harland Race Services				
IDEAL LAP TIME : 1:08.742		BEST LAP TIME : 1:08.759		DIFFERENCE : 0.017		
LAP	SECTOR 1	SECTOR 2	LAP TIME	MPH	DIFF	TIME OF DAY
1 -		31.025	1:38.596	53.16	29.837	15:08:53.486
2 -	38.990	29.769	1:08.759 (1)	76.23		15:10:02.245
3 -	38.973	29.904	1:08.877 (2)	76.10	0.118	15:11:11.122
4 -	40.090	31.078	1:11.168	73.65	2.409	15:12:22.290
5 -	39.890	30.694	1:10.584 (3)	74.26	1.825	15:13:32.874
6 -	39.788	31.305	1:11.093	73.72	2.334	15:14:43.967
7 -	41.107	30.396	1:11.503	73.30	2.744	15:15:55.470

P17 44 600 Sheridan GOATCHER		Yamaha R6 -				
IDEAL LAP TIME : 1:14.308		BEST LAP TIME : 1:14.940		DIFFERENCE : 0.632		
LAP	SECTOR 1	SECTOR 2	LAP TIME	MPH	DIFF	TIME OF DAY
1 -		33.814	1:42.587	51.09	27.647	15:08:57.477
2 -	41.996	33.941	1:15.937	69.02	0.997	15:10:13.414
3 -	42.005	33.090	1:15.095	69.79	0.155	15:11:28.509
4 -	42.039	33.171	1:15.210	69.69	0.270	15:12:43.719
5 -	42.654	32.312	1:14.966 (2)	69.91	0.026	15:13:58.685
6 -	42.387	32.626	1:15.013 (3)	69.87	0.073	15:15:13.698
7 -	42.441	32.499	1:14.940 (1)	69.94		15:16:28.638

BMCRC - MRO Championships 2023 - Rnd 2 @ Pembrey

L&W Contractors BMCRC Rookie 600 & Rookie 1000

RACE 11 - BEST SECTORS

SECTOR 1			SECTOR 2			IDEAL / BEST COMPARISON						
POS	NO	NAME	TIME	NO	NAME	TIME	POS	NO	NAME	IDEAL	BEST	DIFF
									PERFECT LAP	1:02.328		
1	24	MANLEY	34.894	87	THOMPSON	27.434	1	87	THOMPSON	1:02.428	1:02.428	0.000
2	87	THOMPSON	34.994	24	MANLEY	27.740	2	24	MANLEY	1:02.634	1:02.857	0.223
3	21	FINNIS	35.376	100	CRANSTONE	27.850	3	21	FINNIS	1:03.280	1:03.712	0.432
4	100	CRANSTONE	35.453	21	FINNIS	27.904	4	100	CRANSTONE	1:03.303	1:03.641	0.338
5	187	DERMOTT	35.477	149	WILKINS	27.960	5	187	DERMOTT	1:03.467	1:03.619	0.152
6	61	GAMBLE	35.509	187	DERMOTT	27.990	6	61	GAMBLE	1:03.559	1:03.751	0.192
7	23	PAES	35.588	61	GAMBLE	28.050	7	149	WILKINS	1:04.149	1:04.581	0.432
8	149	WILKINS	36.189	23	PAES	28.663	8	23	PAES	1:04.251	1:04.251	0.000
9	28	WALKER	36.787	191	DAVEY	28.725	9	191	DAVEY	1:05.706	1:05.763	0.057
10	191	DAVEY	36.981	830	HOLT	28.947	10	28	WALKER	1:05.925	1:05.934	0.009
11	830	HOLT	37.067	28	WALKER	29.138	11	830	HOLT	1:06.014	1:06.931	0.917
12	36	MORGAN	37.096	4	BEDWELL	29.160	12	4	BEDWELL	1:06.385	1:06.410	0.025
13	123	VINCER	37.101	36	MORGAN	29.325	13	36	MORGAN	1:06.421	1:06.964	0.543
14	4	BEDWELL	37.225	123	VINCER	29.547	14	123	VINCER	1:06.648	1:07.089	0.441
15	65	MONTINI	38.816	90	ELLIOTT	29.769	15	90	ELLIOTT	1:08.742	1:08.759	0.017
16	90	ELLIOTT	38.973	65	MONTINI	30.815	16	65	MONTINI	1:09.631	1:09.763	0.132
17	44	GOATCHER	41.996	44	GOATCHER	32.312	17	44	GOATCHER	1:14.308	1:14.940	0.632
18												

BMCRC - MRO Championships 2023 - Rnd 2 @ Pembrey

L&W Contractors BMCRC Rookie 600 & Rookie 1000

RACE 11 - STATISTICS

Competitors Started	18
Planned Start	2023-04-08 @ 15:20:00.000
Actual Start	2023-04-08 @ 15:07:14.889
Finish Time	2023-04-08 @ 15:15:50.938
Track Length	1.4560mi.
Total Laps	133
Total Distance Covered	193.6480mi.

Session Fastest Lap History

NO	CL	NAME	LAP TIME	TIME OF DAY	LAP	VEHICLE
100	1000	Sam CRANSTONE	1:04.292	15:09:27.409	2	Bmw S1000RR
87	1000	Karl THOMPSON	1:03.517	15:09:28.000	2	Yamaha R1
24	600	Callum MANLEY	1:03.424	15:11:56.573	4	Honda CBR600 RR
87	1000	Karl THOMPSON	1:03.003	15:13:43.146	6	Yamaha R1
87	1000	Karl THOMPSON	1:02.428	15:14:45.574	7	Yamaha R1

Session Leader History

NO	CL	NAME	FROM LAP	LAPS LED	DISTANCE	VEHICLE
100	1000	Sam CRANSTONE	1	4	5.82 miles	Bmw S1000RR
87	1000	Karl THOMPSON	5	4	5.82 miles	Yamaha R1

Flag History

TYPE	TIME OF DAY
GREEN	15:07:14.889
FINISH	15:15:50.938

Flag Statistics

TYPE	COUNT	TOTAL LAPS	TOTAL TIME
Green	1	8	9:54.517
Red	0	0	0.000
Safety Car	0	0	0.000
FCY	0	0	0.000

BMCRC - MRO Championships 2023 - Rnd 2 @ Pembrey

L&W Contractors BMCRC Rookie 600 & Rookie 1000

RACE 11 - STATISTICS

CLASS : 1000

10 Starters

Fastest Lap History

NO	NAME	LAP TIME	TIME OF DAY	LAP	VEHICLE
100	Sam CRANSTONE	1:04.292	15:09:27.409	2	Bmw S1000RR
87	Karl THOMPSON	1:03.517	15:09:28.000	2	Yamaha R1
87	Karl THOMPSON	1:03.003	15:13:43.146	6	Yamaha R1
87	Karl THOMPSON	1:02.428	15:14:45.574	7	Yamaha R1

Leader History

NO	NAME	FROM LAP	LAPS LED	DISTANCE	VEHICLE
100	Sam CRANSTONE	1	4	5.82 miles	Bmw S1000RR
87	Karl THOMPSON	5	4	5.82 miles	Yamaha R1

BMCRC - MRO Championships 2023 - Rnd 2 @ Pembrey

L&W Contractors BMCRC Rookie 600 & Rookie 1000

RACE 11 - STATISTICS

CLASS : 600

8 Starters

Fastest Lap History

NO	NAME	LAP TIME	TIME OF DAY	LAP	VEHICLE
24	Callum MANLEY	1:04.829	15:09:49.103	2	Honda CBR600 RR
61	Jason GAMBLE	1:04.371	15:09:49.589	2	Kawasaki ZX6R
21	Toby FINNIS	1:04.291	15:09:50.143	2	Kawasaki ZX6R
24	Callum MANLEY	1:04.046	15:10:53.147	3	Honda CBR600 RR
61	Jason GAMBLE	1:03.822	15:10:53.412	3	Kawasaki ZX6R
21	Toby FINNIS	1:03.712	15:10:53.853	3	Kawasaki ZX6R
24	Callum MANLEY	1:03.424	15:11:56.573	4	Honda CBR600 RR
24	Callum MANLEY	1:02.857	15:15:08.497	7	Honda CBR600 RR

Leader History

NO	NAME	FROM LAP	LAPS LED	DISTANCE	VEHICLE
24	Callum MANLEY	1	8	11.64 miles	Honda CBR600 RR

BMCRC - MRO Championships 2023 - Rnd 2 @ Pembrey

L&W Contractors BMCRC Rookie 600 & Rookie 1000

RACE 21 - GRID (8 Laps)



CONTRACTORS LTD

ROW 8	1		23	44	Sheridan GOATCHER	1:14.940	22	65	Francesco MONTINI	1:09.763			
ROW 7		21	90	Tom ELLIOTT	1:08.759	20	4	Kallum BEDWELL	1:06.410	19	28	Tom WALKER	1:05.934
ROW 6	18	61	Jason GAMBLE	1:03.751	17	21	Toby FINNIS	1:03.712	16	24	Callum MANLEY	1:02.857	
ROW 5		15				14				13			
ROW 4	12					11				10	86	Adam WELLS	
ROW 3		9	123	James VINCER	1:07.089	8	36	Alan MORGAN	1:06.964	7	830	Daniel HOLT	1:06.931
ROW 2	6	191	Maurice DAVEY	1:05.763	5	149	David WILKINS	1:04.581	4	23	Jason PAES	1:04.251	
ROW 1		3	100	Sam CRANSTONE	1:03.641	2	187	Scott DERMOTT	1:03.619	1	87	Karl THOMPSON	1:02.428
Pole													

Pembrey National: 1.4560 miles

These results are provisional until the conclusion of any judicial and technical matters.

Clerk Of Course :	Stewards :	Timekeeper : Sarah Evans
-------------------	------------	--------------------------

Results can be found at www.tsl-timing.com

Printed - 15:23 Saturday, 08 April 2023



BMCRC - MRO Championships 2023 - Rnd 2 @ Pembrey

L&W Contractors BMCRC Rookie 600 & Rookie 1000

RACE 21 - CLASSIFICATION



CONTRACTORS LTD

POS	NO	CL	PIC NAME	ENTRY	LAPS	TIME	GAP	DIFF	MPH	BEST	ON
1	87	1000	1 Karl THOMPSON	Yamaha R1 - #Teamrace	8	8:32.224			81.86	1:01.994	7
2	100	1000	2 Sam CRANSTONE	Bmw S1000RR -	8	8:36.171	3.947	3.947	81.23	1:03.495	7
3	187	1000	3 Scott DERMOTT	Yamaha R1 - TwoClicksOut Racing	8	8:36.350	4.126	0.179	81.20	1:03.062	5
4	149	1000	4 David WILKINS	Yamaha R1 - TwoClicksOut Racing	8	8:48.086	15.862	11.736	79.40	1:04.159	3
5	23	1000	5 Jason PAES	Aprilia RSV4 - J&R Electrical Ltd	8	8:51.561	19.337	3.475	78.88	1:04.973	3
6	24	600	1 Callum MANLEY	Honda CBR600 RR - Becs sweets, leeway building :	8	8:53.582	21.358	2.021	78.58	1:02.869	6
7	191	1000	6 Maurice DAVEY	Suzuki GSXR 1000 - M D racing	8	8:58.420	26.196	4.838	77.88	1:06.001	4
8	123	1000	7 James VINCER	Yamaha YZFR1 - A W RACING LTD	8	9:00.712	28.488	2.292	77.55	1:06.059	3
9	61	600	2 Jason GAMBLE	Kawasaki ZX6R - #TeamRace	8	9:01.536	29.312	0.824	77.43	1:03.238	6
10	36	1000	8 Alan MORGAN	R100 -	8	9:04.865	32.641	3.329	76.95	1:06.336	8
11	830	1000	9 Daniel HOLT	Aprilia RSV4 1100 FACTORY - DBH Plastering	8	9:11.268	39.044	6.403	76.06	1:07.535	5
12	21	600	3 Toby FINNIS	Kawasaki ZX6R - NOKA RACING - PRIME/TWT	8	9:14.559	42.335	3.291	75.61	1:03.289	5
13	28	600	4 Tom WALKER	Honda CBR600RR - TRWRacing GRPone	8	9:14.942	42.718	0.383	75.56	1:04.629	8
14	4	600	5 Kallum BEDWELL	Yamaha R6 - KB	8	9:31.781	59.557	16.839	73.33	1:07.205	2
15	90	600	6 Tom ELLIOTT	Yamaha R6 - A. Harland Race Services	7	8:39.430	1 Lap	1 Lap	70.63	1:09.253	4
16	65	600	7 Francesco MONTINI	Triumph DAYTONA 675R - Sara Johnson	7	8:39.433	1 Lap	0.003	70.63	1:09.284	3
17	44	600	8 Sheridan GOATCHER	Yamaha R6 -	7	9:13.749	1 Lap	34.316	66.25	1:14.188	6

NOT STARTED

NS 86 1000 Adam WELLS Suzuki GSXR 1000 -

FASTEST LAP

87	1000	Karl THOMPSON	Yamaha R1 - #Teamrace	7	1:01.994	84.55 mph	136.07 kph
24	600	Callum MANLEY	Honda CBR600 RR - Becs sweets, leeway building :	6	1:02.869	83.37 mph	134.17 kph

Class 1000 - 92.5% of Race Speed = 75.72 mph

Class 600 - 92.5% of Race Speed = 72.68 mph

Weather / Track : Bright / Dry

These results are provisional until the conclusion of any judicial and technical matters.

Race Distance: 8 Laps / 11.64 miles

Pembrey National: 1.4560 miles

Date: 08/04/2023 Start: 17:32 Finish: 17:40

Clerk Of Course :	Stewards :	Timekeeper : Sarah Evans
-------------------	------------	--------------------------

Results can be found at www.tsl-timing.com

Printed - 17:42 Saturday, 08 April 2023



BMCRC - MRO Championships 2023 - Rnd 2 @ Pembrey

L&W Contractors BMCRC Rookie 600 & Rookie 1000

RACE 21 - LAP CHART

LAP 1 @ 17:33:24.568

NO	BEHIND	LAP TIME
100		1:09.065
87	0.479	1:09.544
149	0.768	1:09.833
187	1.002	1:10.067
23	2.144	1:11.209
191	3.254	1:12.319
36	4.415	1:13.480
123	5.170	1:14.235
830	5.459	1:14.524
24	21.617	1:30.682
21	24.130	1:33.195
61	24.879	1:33.944
28	25.015	1:34.080
4	26.891	1:35.956
65	28.058	1:37.123
90	31.731	1:40.796
44	35.061	1:44.126

LAP 2 @ 17:34:28.357

NO	BEHIND	LAP TIME
100		1:03.789
87	0.651	1:03.961
149	1.340	1:04.361
187	1.454	1:04.241
23	3.339	1:04.984
191	6.439	1:06.974
123	9.149	1:07.768
830	10.436	1:08.766
36	10.639	1:10.013
24	21.666	1:03.838
21	25.036	1:04.695
61	25.173	1:04.083
28	26.744	1:05.518
4	30.307	1:07.205
65	35.020	1:10.751
90	37.499	1:09.557
44	46.767	1:15.495

LAP 3 @ 17:35:31.987

NO	BEHIND	LAP TIME
100		1:03.630
87	0.503	1:03.482
149	1.869	1:04.159
187	2.097	1:04.273
23	4.682	1:04.973
191	9.668	1:06.859
123	11.578	1:06.059
36	13.629	1:06.620
830	14.467	1:07.661
24	21.337	1:03.301
61	25.940	1:04.397
21	26.320	1:04.914
28	28.949	1:05.835
4	34.807	1:08.130
65	40.674	1:09.284
90	43.473	1:09.604
44	58.609	1:15.472

LAP 4 @ 17:36:35.678

NO	BEHIND	LAP TIME
100		1:03.691

87	0.398	1:03.586
187	1.726	1:03.320
149	2.489	1:04.311
23	6.888	1:05.897
191	11.978	1:06.001
123	14.130	1:06.243
36	17.633	1:07.695
830	18.714	1:07.938
24	20.721	1:03.075
61	25.833	1:03.584
21	26.507	1:03.878
28	31.576	1:06.318
4	38.723	1:07.607
65	46.886	1:09.903
90	49.035	1:09.253

LAP 5 @ 17:37:39.449

NO	BEHIND	LAP TIME
100		1:03.771
87	0.290	1:03.663
187	1.017	1:03.062
149	4.735	1:06.017
44	1 Lap	1:15.562
23	9.292	1:06.175
191	14.888	1:06.681
123	17.052	1:06.693
24	20.237	1:03.287
36	20.651	1:06.789
830	22.478	1:07.535
61	25.384	1:03.322
21	26.025	1:03.289
28	34.342	1:06.537
4	42.852	1:07.900
65	54.870	1:11.755
90	55.105	1:09.841

LAP 6 @ 17:38:43.195

NO	BEHIND	LAP TIME
87		1:03.456
100	0.146	1:03.892
187	0.521	1:03.250
149	7.382	1:06.393
23	11.768	1:06.222
44	1 Lap	1:14.282
191	17.568	1:06.426
24	19.360	1:02.869
123	19.780	1:06.474
36	23.576	1:06.671
61	24.876	1:03.238
830	26.663	1:07.931
21	36.349	1:14.070
28	36.871	1:06.275
4	46.780	1:07.674
65	1:01.469	1:10.345
90	1:01.687	1:10.328

LAP 7 @ 17:39:45.189

NO	BEHIND	LAP TIME
87		1:01.994
100	1.647	1:03.495
187	1.829	1:03.302
149	11.712	1:06.324
23	15.750	1:05.976
24	20.961	1:03.595

191	22.320	1:06.746
123	24.435	1:06.649
61	28.282	1:05.400
36	28.843	1:07.261
44	1 Lap	1:14.188
830	32.694	1:08.025
21	40.139	1:05.784
28	40.627	1:05.750
4	52.438	1:07.652

LAP 8 @ 17:40:47.727

NO	BEHIND	LAP TIME
87		1:02.538
100	3.947	1:04.838
187	4.126	1:04.835
90	1 Lap	1:10.051
65	1 Lap	1:10.272
149	15.862	1:06.688
23	19.337	1:06.125
24	21.358	1:02.935
191	26.196	1:06.414
123	28.488	1:06.591
61	29.312	1:03.568
36	32.641	1:06.336
830	39.044	1:08.888
44	1 Lap	1:14.624
21	42.335	1:04.734
28	42.718	1:04.629
4	59.557	1:09.657

BMCRC - MRO Championships 2023 - Rnd 2 @ Pembrey

L&W Contractors BMCRC Rookie 600 & Rookie 1000

RACE 21 - POSITION CHART

No	Name	Lap								
		Pos	1	2	3	4	5	6	7	8
87	THOMPSON	1	100	100	100	100	100	87	87	87
187	DERMOTT	2	87	87	87	87	87	100	100	100
100	CRANSTONE	3	149	149	149	187	187	187	187	187
23	PAES	4	187	187	187	149	149	149	149	149
149	WILKINS	5	23	23	23	23	23	23	23	23
191	DAVEY	6	191	191	191	191	191	191	24	24
830	HOLT	7	36	123	123	123	123	24	191	191
36	MORGAN	8	123	830	36	36	24	123	123	123
123	VINCER	9	830	36	830	830	36	36	61	61
86	WELLS	10	24	24	24	24	830	61	36	36
24	MANLEY	11	21	21	61	61	61	830	830	830
21	FINNIS	12	61	61	21	21	21	21	21	21
61	GAMBLE	13	28	28	28	28	28	28	28	28
28	WALKER	14	4	4	4	4	4	4	4	4
4	BEDWELL	15	65	65	65	65	65	65	90	90
90	ELLIOTT	16	90	90	90	90	90	90	65	65
65	MONTINI	17	44	44	44	44	44	44	44	44
44	GOATCHER	18								

BMCRC - MRO Championships 2023 - Rnd 2 @ Pembrey

L&W Contractors BMCRC Rookie 600 & Rookie 1000

RACE 21 - SECTOR ANALYSIS



SECTOR 1 = FL to I1, SECTOR 2 = I1 to FL, DIFF = Difference To Personal Best Lap, P = Crossed Finish Line in Pit Lane, D = Time Disallowed

P1 87 1000 Karl THOMPSON		Yamaha R1 - #Teamrace				
IDEAL LAP TIME : 1:01.994		BEST LAP TIME : 1:01.994		DIFFERENCE : 0.000		
LAP	SECTOR 1	SECTOR 2	LAP TIME	MPH	DIFF	TIME OF DAY
1 -		28.237	1:09.544	75.37	7.550	17:33:25.047
2 -	36.046	27.915	1:03.961	81.94	1.967	17:34:29.008
3 -	35.472	28.010	1:03.482	82.56	1.488	17:35:32.490
4 -	35.517	28.069	1:03.586	82.43	1.592	17:36:36.076
5 -	35.637	28.026	1:03.663	82.33	1.669	17:37:39.739
6 -	35.331	28.125	1:03.456 (3)	82.60	1.462	17:38:43.195
7 -	34.660	27.334	1:01.994 (1)	84.55		17:39:45.189
8 -	35.130	27.408	1:02.538 (2)	83.81	0.544	17:40:47.727

P2 100 1000 Sam CRANSTONE		Bmw S1000RR -				
IDEAL LAP TIME : 1:03.495		BEST LAP TIME : 1:03.495		DIFFERENCE : 0.000		
LAP	SECTOR 1	SECTOR 2	LAP TIME	MPH	DIFF	TIME OF DAY
1 -		28.144	1:09.065	75.89	5.570	17:33:24.568
2 -	35.953	27.836	1:03.789	82.17	0.294	17:34:28.357
3 -	35.745	27.885	1:03.630 (2)	82.37	0.135	17:35:31.987
4 -	35.762	27.929	1:03.691 (3)	82.29	0.196	17:36:35.678
5 -	35.859	27.912	1:03.771	82.19	0.276	17:37:39.449
6 -	35.838	28.054	1:03.892	82.03	0.397	17:38:43.341
7 -	35.681	27.814	1:03.495 (1)	82.55		17:39:46.836
8 -	36.869	27.969	1:04.838	80.84	1.343	17:40:51.674

P3 187 1000 Scott DERMOTT		Yamaha R1 - TwoClicksOut Racing				
IDEAL LAP TIME : 1:02.631		BEST LAP TIME : 1:03.062		DIFFERENCE : 0.431		
LAP	SECTOR 1	SECTOR 2	LAP TIME	MPH	DIFF	TIME OF DAY
1 -		27.990	1:10.067	74.80	7.005	17:33:25.570
2 -	36.430	27.811	1:04.241	81.59	1.179	17:34:29.811
3 -	36.232	28.041	1:04.273	81.55	1.211	17:35:34.084
4 -	35.863	27.457	1:03.320	82.77	0.258	17:36:37.404
5 -	35.389	27.673	1:03.062 (1)	83.11		17:37:40.466
6 -	35.174	28.076	1:03.250 (2)	82.87	0.188	17:38:43.716
7 -	35.545	27.757	1:03.302 (3)	82.80	0.240	17:39:47.018
8 -	37.078	27.757	1:04.835	80.84	1.773	17:40:51.853

P4 149 1000 David WILKINS		Yamaha R1 - TwoClicksOut Racing				
IDEAL LAP TIME : 1:04.048		BEST LAP TIME : 1:04.159		DIFFERENCE : 0.111		
LAP	SECTOR 1	SECTOR 2	LAP TIME	MPH	DIFF	TIME OF DAY
1 -		27.973	1:09.833	75.05	5.674	17:33:25.336
2 -	36.432	27.929	1:04.361 (3)	81.44	0.202	17:34:29.697
3 -	36.119	28.040	1:04.159 (1)	81.69		17:35:33.856
4 -	36.323	27.988	1:04.311 (2)	81.50	0.152	17:36:38.167
5 -	36.262	29.755	1:06.017	79.39	1.858	17:37:44.184
6 -	36.698	29.695	1:06.393	78.94	2.234	17:38:50.577
7 -	36.896	29.428	1:06.324	79.03	2.165	17:39:56.901
8 -	37.320	29.368	1:06.688	78.59	2.529	17:41:03.589

P5 23 1000 Jason PAES		Aprilia RSV4 - J&R Electrical Ltd				
IDEAL LAP TIME : 1:04.604		BEST LAP TIME : 1:04.973		DIFFERENCE : 0.369		
LAP	SECTOR 1	SECTOR 2	LAP TIME	MPH	DIFF	TIME OF DAY
1 -		28.831	1:11.209	73.60	6.236	17:33:26.712
2 -	36.250	28.734	1:04.984 (2)	80.65	0.011	17:34:31.696
3 -	35.870	29.103	1:04.973 (1)	80.67		17:35:36.669
4 -	36.493	29.404	1:05.897 (3)	79.54	0.924	17:36:42.566
5 -	36.609	29.566	1:06.175	79.20	1.202	17:37:48.741
6 -	37.019	29.203	1:06.222	79.15	1.249	17:38:54.963
7 -	36.767	29.209	1:05.976	79.44	1.003	17:40:00.939
8 -	36.428	29.697	1:06.125	79.26	1.152	17:41:07.064

BMCRC - MRO Championships 2023 - Rnd 2 @ Pembrey

L&W Contractors BMCRC Rookie 600 & Rookie 1000

RACE 21 - SECTOR ANALYSIS



SECTOR 1 = FL to I1, SECTOR 2 = I1 to FL, DIFF = Difference To Personal Best Lap, P = Crossed Finish Line in Pit Lane, D = Time Disallowed

P6 24 600 Callum MANLEY		Honda CBR600 RR - Bees sweets, leeway building services				
IDEAL LAP TIME : 1:02.795		BEST LAP TIME : 1:02.869		DIFFERENCE : 0.074		
LAP	SECTOR 1	SECTOR 2	LAP TIME	MPH	DIFF	TIME OF DAY
1 -		27.877	1:30.682	57.80	27.813	17:33:46.185
2 -	35.804	28.034	1:03.838	82.10	0.969	17:34:50.023
3 -	35.262	28.039	1:03.301	82.80	0.432	17:35:53.324
4 -	35.147	27.928	1:03.075 (3)	83.10	0.206	17:36:56.399
5 -	35.074	28.213	1:03.287	82.82	0.418	17:37:59.686
6 -	35.001	27.868	1:02.869 (1)	83.37		17:39:02.555
7 -	35.578	28.017	1:03.595	82.42	0.726	17:40:06.150
8 -	35.141	27.794	1:02.935 (2)	83.28	0.066	17:41:09.085

P7 191 1000 Maurice DAVEY		Suzuki GSXR 1000 - M D racing				
IDEAL LAP TIME : 1:05.984		BEST LAP TIME : 1:06.001		DIFFERENCE : 0.017		
LAP	SECTOR 1	SECTOR 2	LAP TIME	MPH	DIFF	TIME OF DAY
1 -		28.841	1:12.319	72.47	6.318	17:33:27.822
2 -	38.040	28.934	1:06.974	78.26	0.973	17:34:34.796
3 -	37.947	28.912	1:06.859	78.39	0.858	17:35:41.655
4 -	37.144	28.857	1:06.001 (1)	79.41		17:36:47.656
5 -	37.454	29.227	1:06.681	78.60	0.680	17:37:54.337
6 -	37.143	29.283	1:06.426 (3)	78.90	0.425	17:39:00.763
7 -	37.613	29.133	1:06.746	78.53	0.745	17:40:07.509
8 -	37.176	29.238	1:06.414 (2)	78.92	0.413	17:41:13.923

P8 123 1000 James VINCER		Yamaha YZFR1 - A W RACING LTD				
IDEAL LAP TIME : 1:05.758		BEST LAP TIME : 1:06.059		DIFFERENCE : 0.301		
LAP	SECTOR 1	SECTOR 2	LAP TIME	MPH	DIFF	TIME OF DAY
1 -		29.770	1:14.235	70.60	8.176	17:33:29.738
2 -	37.860	29.908	1:07.768	77.34	1.709	17:34:37.506
3 -	36.995	29.064	1:06.059 (1)	79.34		17:35:43.565
4 -	36.694	29.549	1:06.243 (2)	79.12	0.184	17:36:49.808
5 -	37.044	29.649	1:06.693	78.59	0.634	17:37:56.501
6 -	36.837	29.637	1:06.474 (3)	78.85	0.415	17:39:02.975
7 -	37.120	29.529	1:06.649	78.64	0.590	17:40:09.624
8 -	37.512	29.079	1:06.591	78.71	0.532	17:41:16.215

P9 61 600 Jason GAMBLE		Kawasaki ZX6R - #TeamRace				
IDEAL LAP TIME : 1:03.227		BEST LAP TIME : 1:03.238		DIFFERENCE : 0.011		
LAP	SECTOR 1	SECTOR 2	LAP TIME	MPH	DIFF	TIME OF DAY
1 -		28.602	1:33.944	55.79	30.706	17:33:49.447
2 -	35.901	28.182	1:04.083	81.79	0.845	17:34:53.530
3 -	36.325	28.072	1:04.397	81.39	1.159	17:35:57.927
4 -	35.555	28.029	1:03.584	82.43	0.346	17:37:01.511
5 -	35.440	27.882	1:03.322 (2)	82.77	0.084	17:38:04.833
6 -	35.451	27.787	1:03.238 (1)	82.88		17:39:08.071
7 -	35.758	29.642	1:05.400	80.14	2.162	17:40:13.471
8 -	35.488	28.080	1:03.568 (3)	82.45	0.330	17:41:17.039

P10 36 1000 Alan MORGAN		R100 -				
IDEAL LAP TIME : 1:06.316		BEST LAP TIME : 1:06.336		DIFFERENCE : 0.020		
LAP	SECTOR 1	SECTOR 2	LAP TIME	MPH	DIFF	TIME OF DAY
1 -		29.298	1:13.480	71.33	7.144	17:33:28.983
2 -	40.071	29.942	1:10.013	74.86	3.677	17:34:38.996
3 -	37.525	29.095	1:06.620 (2)	78.67	0.284	17:35:45.616
4 -	38.046	29.649	1:07.695	77.42	1.359	17:36:53.311
5 -	37.243	29.546	1:06.789	78.47	0.453	17:38:00.100
6 -	37.402	29.269	1:06.671 (3)	78.61	0.335	17:39:06.771
7 -	37.515	29.746	1:07.261	77.92	0.925	17:40:14.032
8 -	37.221	29.115	1:06.336 (1)	79.01		17:41:20.368

BMCRC - MRO Championships 2023 - Rnd 2 @ Pembrey

L&W Contractors BMCRC Rookie 600 & Rookie 1000

RACE 21 - SECTOR ANALYSIS



SECTOR 1 = FL to I1, SECTOR 2 = I1 to FL, DIFF = Difference To Personal Best Lap, P = Crossed Finish Line in Pit Lane, D = Time Disallowed

P11 830 1000 Daniel HOLT		Aprilia RSV4 1100 FACTORY - DBH Plastering				
IDEAL LAP TIME : 1:07.458		BEST LAP TIME : 1:07.535		DIFFERENCE : 0.077		
LAP	SECTOR 1	SECTOR 2	LAP TIME	MPH	DIFF	TIME OF DAY
1 -		29.442	1:14.524	70.33	6.989	17:33:30.027
2 -	38.737	30.029	1:08.766	76.22	1.231	17:34:38.793
3 -	38.126	29.535	1:07.661 (2)	77.46	0.126	17:35:46.454
4 -	38.342	29.596	1:07.938	77.15	0.403	17:36:54.392
5 -	38.016	29.519	1:07.535 (1)	77.61		17:38:01.927
6 -	38.124	29.807	1:07.931 (3)	77.16	0.396	17:39:09.858
7 -	38.417	29.608	1:08.025	77.05	0.490	17:40:17.883
8 -	38.588	30.300	1:08.888	76.08	1.353	17:41:26.771

P12 21 600 Toby FINNIS		Kawasaki ZX6R - NOKA RACING - PRIME/TWT				
IDEAL LAP TIME : 1:03.289		BEST LAP TIME : 1:03.289		DIFFERENCE : 0.000		
LAP	SECTOR 1	SECTOR 2	LAP TIME	MPH	DIFF	TIME OF DAY
1 -		28.527	1:33.195	56.24	29.906	17:33:48.698
2 -	36.384	28.311	1:04.695 (3)	81.02	1.406	17:34:53.393
3 -	36.718	28.196	1:04.914	80.74	1.625	17:35:58.307
4 -	35.823	28.055	1:03.878 (2)	82.05	0.589	17:37:02.185
5 -	35.652	27.637	1:03.289 (1)	82.82		17:38:05.474
6 -	45.286	28.784	1:14.070	70.76	10.781	17:39:19.544
7 -	37.292	28.492	1:05.784	79.67	2.495	17:40:25.328
8 -	36.363	28.371	1:04.734	80.97	1.445	17:41:30.062

P13 28 600 Tom WALKER		Honda CBR600RR - TRWRacing GRPone				
IDEAL LAP TIME : 1:04.629		BEST LAP TIME : 1:04.629		DIFFERENCE : 0.000		
LAP	SECTOR 1	SECTOR 2	LAP TIME	MPH	DIFF	TIME OF DAY
1 -		28.926	1:34.080	55.71	29.451	17:33:49.583
2 -	36.676	28.842	1:05.518 (2)	80.00	0.889	17:34:55.101
3 -	36.935	28.900	1:05.835	79.61	1.206	17:36:00.936
4 -	36.943	29.375	1:06.318	79.03	1.689	17:37:07.254
5 -	37.077	29.460	1:06.537	78.77	1.908	17:38:13.791
6 -	37.130	29.145	1:06.275	79.08	1.646	17:39:20.066
7 -	37.002	28.748	1:05.750 (3)	79.72	1.121	17:40:25.816
8 -	36.058	28.571	1:04.629 (1)	81.10		17:41:30.445

P14 4 600 Kallum BEDWELL		Yamaha R6 - KB				
IDEAL LAP TIME : 1:07.115		BEST LAP TIME : 1:07.205		DIFFERENCE : 0.090		
LAP	SECTOR 1	SECTOR 2	LAP TIME	MPH	DIFF	TIME OF DAY
1 -		29.806	1:35.956	54.62	28.751	17:33:51.459
2 -	38.047	29.158	1:07.205 (1)	77.99		17:34:58.664
3 -	38.557	29.573	1:08.130	76.93	0.925	17:36:06.794
4 -	37.957	29.650	1:07.607 (2)	77.53	0.402	17:37:14.401
5 -	38.101	29.799	1:07.900	77.19	0.695	17:38:22.301
6 -	37.984	29.690	1:07.674	77.45	0.469	17:39:29.975
7 -	38.193	29.459	1:07.652 (3)	77.47	0.447	17:40:37.627
8 -	38.163	31.494	1:09.657	75.24	2.452	17:41:47.284

P15 90 600 Tom ELLIOTT		Yamaha R6 - A. Harland Race Services				
IDEAL LAP TIME : 1:09.069		BEST LAP TIME : 1:09.253		DIFFERENCE : 0.184		
LAP	SECTOR 1	SECTOR 2	LAP TIME	MPH	DIFF	TIME OF DAY
1 -		30.761	1:40.796	52.00	31.543	17:33:56.299
2 -	39.071	30.486	1:09.557 (2)	75.35	0.304	17:35:05.856
3 -	39.388	30.216	1:09.604 (3)	75.30	0.351	17:36:15.460
4 -	39.255	29.998	1:09.253 (1)	75.68		17:37:24.713
5 -	39.517	30.324	1:09.841	75.05	0.588	17:38:34.554
6 -	39.609	30.719	1:10.328	74.53	1.075	17:39:44.882
7 -	39.485	30.566	1:10.051	74.82	0.798	17:40:54.933

BMCRC - MRO Championships 2023 - Rnd 2 @ Pembrey

L&W Contractors BMCRC Rookie 600 & Rookie 1000

RACE 21 - SECTOR ANALYSIS



SECTOR 1 = FL to I1, SECTOR 2 = I1 to FL, DIFF = Difference To Personal Best Lap, P = Crossed Finish Line in Pit Lane, D = Time Disallowed

P16 65 600 Francesco MONTINI			Triumph DAYTONA 675R - Sara Johnson			
IDEAL LAP TIME : 1:09.004		BEST LAP TIME : 1:09.284		DIFFERENCE : 0.280		
LAP	SECTOR 1	SECTOR 2	LAP TIME	MPH	DIFF	TIME OF DAY
1 -		30.230	1:37.123	53.96	27.839	17:33:52.626
2 -	39.700	31.051	1:10.751	74.08	1.467	17:35:03.377
3 -	38.774	30.510	1:09.284 (1)	75.65		17:36:12.661
4 -	39.103	30.800	1:09.903 (2)	74.98	0.619	17:37:22.564
5 -	40.941	30.814	1:11.755	73.04	2.471	17:38:34.319
6 -	39.654	30.691	1:10.345	74.51	1.061	17:39:44.664
7 -	39.327	30.945	1:10.272 (3)	74.59	0.988	17:40:54.936

P17 44 600 Sheridan GOATCHER			Yamaha R6 -			
IDEAL LAP TIME : 1:14.130		BEST LAP TIME : 1:14.188		DIFFERENCE : 0.058		
LAP	SECTOR 1	SECTOR 2	LAP TIME	MPH	DIFF	TIME OF DAY
1 -		32.874	1:44.126	50.33	29.938	17:33:59.629
2 -	42.257	33.238	1:15.495	69.42	1.307	17:35:15.124
3 -	41.886	33.586	1:15.472	69.45	1.284	17:36:30.596
4 -	42.037	33.525	1:15.562	69.36	1.374	17:37:46.158
5 -	41.407	32.875	1:14.282 (2)	70.56	0.094	17:39:00.440
6 -	41.465	32.723	1:14.188 (1)	70.65		17:40:14.628
7 -	41.628	32.996	1:14.624 (3)	70.24	0.436	17:41:29.252

BMCRC - MRO Championships 2023 - Rnd 2 @ Pembrey

L&W Contractors BMCRC Rookie 600 & Rookie 1000

RACE 21 - BEST SECTORS

SECTOR 1			SECTOR 2			IDEAL / BEST COMPARISON						
POS	NO	NAME	TIME	NO	NAME	TIME	POS	NO	NAME	IDEAL	BEST	DIFF
									PERFECT LAP	1:01.994		
1	87	THOMPSON	34.660	87	THOMPSON	27.334	1	87	THOMPSON	1:01.994	1:01.994	0.000
2	24	MANLEY	35.001	187	DERMOTT	27.457	2	187	DERMOTT	1:02.631	1:03.062	0.431
3	187	DERMOTT	35.174	21	FINNIS	27.637	3	24	MANLEY	1:02.795	1:02.869	0.074
4	61	GAMBLE	35.440	61	GAMBLE	27.787	4	61	GAMBLE	1:03.227	1:03.238	0.011
5	21	FINNIS	35.652	24	MANLEY	27.794	5	21	FINNIS	1:03.289	1:03.289	0.000
6	100	CRANSTONE	35.681	100	CRANSTONE	27.814	6	100	CRANSTONE	1:03.495	1:03.495	0.000
7	23	PAES	35.870	149	WILKINS	27.929	7	149	WILKINS	1:04.048	1:04.159	0.111
8	28	WALKER	36.058	28	WALKER	28.571	8	23	PAES	1:04.604	1:04.973	0.369
9	149	WILKINS	36.119	23	PAES	28.734	9	28	WALKER	1:04.629	1:04.629	0.000
10	123	VINCER	36.694	191	DAVEY	28.841	10	123	VINCER	1:05.758	1:06.059	0.301
11	191	DAVEY	37.143	123	VINCER	29.064	11	191	DAVEY	1:05.984	1:06.001	0.017
12	36	MORGAN	37.221	36	MORGAN	29.095	12	36	MORGAN	1:06.316	1:06.336	0.020
13	4	BEDWELL	37.957	4	BEDWELL	29.158	13	4	BEDWELL	1:07.115	1:07.205	0.090
14	830	HOLT	38.016	830	HOLT	29.442	14	830	HOLT	1:07.458	1:07.535	0.077
15	65	MONTINI	38.774	90	ELLIOTT	29.998	15	65	MONTINI	1:09.004	1:09.284	0.280
16	90	ELLIOTT	39.071	65	MONTINI	30.230	16	90	ELLIOTT	1:09.069	1:09.253	0.184
17	44	GOATCHER	41.407	44	GOATCHER	32.723	17	44	GOATCHER	1:14.130	1:14.188	0.058

BMCRC - MRO Championships 2023 - Rnd 2 @ Pembrey

L&W Contractors BMCRC Rookie 600 & Rookie 1000

RACE 21 - STATISTICS

Competitors Started	17
Planned Start	2023-04-08 @ 18:19:00.000
Actual Start	2023-04-08 @ 17:32:15.502
Finish Time	2023-04-08 @ 17:40:47.726
Track Length	1.4560mi.
Total Laps	133
Total Distance Covered	193.6480mi.

Session Fastest Lap History

NO	CL	NAME	LAP TIME	TIME OF DAY	LAP	VEHICLE
100	1000	Sam CRANSTONE	1:03.789	17:34:28.384	2	Bmw S1000RR
100	1000	Sam CRANSTONE	1:03.630	17:35:32.014	3	Bmw S1000RR
87	1000	Karl THOMPSON	1:03.482	17:35:32.501	3	Yamaha R1
24	600	Callum MANLEY	1:03.301	17:35:53.331	3	Honda CBR600 RR
24	600	Callum MANLEY	1:03.075	17:36:56.407	4	Honda CBR600 RR
187	1000	Scott DERMOTT	1:03.062	17:37:40.480	5	Yamaha R1
24	600	Callum MANLEY	1:02.869	17:39:02.562	6	Honda CBR600 RR
87	1000	Karl THOMPSON	1:01.994	17:39:45.200	7	Yamaha R1

Session Leader History

NO	CL	NAME	FROM LAP	LAPS LED	DISTANCE	VEHICLE
100	1000	Sam CRANSTONE	1	5	7.28 miles	Bmw S1000RR
87	1000	Karl THOMPSON	6	3	4.36 miles	Yamaha R1

Flag History

TYPE	TIME OF DAY
GREEN	17:32:15.502
FINISH	17:40:47.726

Flag Statistics

TYPE	COUNT	TOTAL LAPS	TOTAL TIME
Green	1	8	10:04.419
Red	0	0	0.000
Safety Car	0	0	0.000
FCY	0	0	0.000

BMCRC - MRO Championships 2023 - Rnd 2 @ Pembrey

L&W Contractors BMCRC Rookie 600 & Rookie 1000

RACE 21 - STATISTICS

CLASS : 1000

9 Starters

Fastest Lap History

NO	NAME	LAP TIME	TIME OF DAY	LAP	VEHICLE
100	Sam CRANSTONE	1:03.789	17:34:28.384	2	Bmw S1000RR
100	Sam CRANSTONE	1:03.630	17:35:32.014	3	Bmw S1000RR
87	Karl THOMPSON	1:03.482	17:35:32.501	3	Yamaha R1
187	Scott DERMOTT	1:03.320	17:36:37.418	4	Yamaha R1
187	Scott DERMOTT	1:03.062	17:37:40.480	5	Yamaha R1
87	Karl THOMPSON	1:01.994	17:39:45.200	7	Yamaha R1

Leader History

NO	NAME	FROM LAP	LAPS LED	DISTANCE	VEHICLE
100	Sam CRANSTONE	1	5	7.28 miles	Bmw S1000RR
87	Karl THOMPSON	6	3	4.36 miles	Yamaha R1

BMCRC - MRO Championships 2023 - Rnd 2 @ Pembrey

L&W Contractors BMCRC Rookie 600 & Rookie 1000

RACE 21 - STATISTICS

CLASS : 600

8 Starters

Fastest Lap History

NO	NAME	LAP TIME	TIME OF DAY	LAP	VEHICLE
24	Callum MANLEY	1:03.838	17:34:50.030	2	Honda CBR600 RR
24	Callum MANLEY	1:03.301	17:35:53.331	3	Honda CBR600 RR
24	Callum MANLEY	1:03.075	17:36:56.407	4	Honda CBR600 RR
24	Callum MANLEY	1:02.869	17:39:02.562	6	Honda CBR600 RR

Leader History

NO	NAME	FROM LAP	LAPS LED	DISTANCE	VEHICLE
24	Callum MANLEY	1	8	11.64 miles	Honda CBR600 RR

BMCRC - MRO Championships 2023 - Rnd 2 @ Pembrey

L&W Contractors BMCRC Rookie 600 & Rookie 1000

RACE 11 - GRID (10 Laps)



CONTRACTORS LTD

ROW 8	1	23	44	Sheridan GOATCHER	1:14.188	22	65	Francesco MONTINI	1:09.284				
ROW 7		21	90	Tom ELLIOTT	1:09.253	20	4	Kallum BEDWELL	1:07.205				
						19	28	Tom WALKER	1:04.629				
ROW 6	18	21	Toby FINNIS	1:03.289	17	61	Jason GAMBLE	1:03.238	16	24	Callum MANLEY	1:02.869	
ROW 5		15				14				13			
ROW 4	12					11				10	86	Adam WELLS	
ROW 3		9	830	Daniel HOLT	1:07.535	8	36	Alan MORGAN	1:06.336	7	123	James VINCER	1:06.059
ROW 2	6	191	Maurice DAVEY	1:06.001	5	23	Jason PAES	1:04.973	4	149	David WILKINS	1:04.159	
ROW 1		3	100	Sam CRANSTONE	1:03.495	2	187	Scott DERMOTT	1:03.062	1	87	Karl THOMPSON	1:01.994
												Pole	

Pembrey National: 1.4560 miles

These results are provisional until the conclusion of any judicial and technical matters.

Clerk Of Course :	Stewards :	Timekeeper : Sarah Evans
-------------------	------------	--------------------------

Results can be found at www.tsl-timing.com

Printed - 17:45 Saturday, 08 April 2023



BMCRC - MRO Championships 2023 - Rnd 2 @ Pembrey

L&W Contractors BMCRC Rookie 600 & Rookie 1000

RACE 11 - CLASSIFICATION



CONTRACTORS LTD

POS	NO	CL	PIC NAME	ENTRY	LAPS	TIME	GAP	DIFF	MPH	BEST	ON
1	87	1000	1 Karl THOMPSON	Yamaha R1 - #Teamrace	10	10:40.157			81.87	1:02.517	10
2	100*	1000	2 Sam CRANSTONE	Bmw S1000RR -	10	10:43.536	3.379	3.379	81.44	1:03.511	6
3	187	1000	3 Scott DERMOTT	Yamaha R1 - TwoClicksOut Racing	10	10:43.850	3.693	0.314	81.41	1:03.496	9
4	149	1000	4 David WILKINS	Yamaha R1 - TwoClicksOut Racing	10	10:58.714	18.557	14.864	79.57	1:03.997	2
5	123	1000	5 James VINCER	Yamaha YZFR1 - A W RACING LTD	10	11:01.192	21.035	2.478	79.27	1:05.112	8
6	21	600	1 Toby FINNIS	Kawasaki ZX6R - NOKA RACING - PRIME/TWT	10	11:01.336	21.179	0.144	79.25	1:02.556	5
7	24	600	2 Callum MANLEY	Honda CBR600 RR - Becs sweets, leeway building :	10	11:01.440	21.283	0.104	79.24	1:02.718	4
8	36	1000	6 Alan MORGAN	R100 -	10	11:03.171	23.014	1.731	79.03	1:05.026	5
9	830	1000	7 Daniel HOLT	Aprilia RSV4 1100 FACTORY - DBH Plastering	10	11:06.787	26.630	3.616	78.60	1:05.321	4
10	23	1000	8 Jason PAES	Aprilia RSV4 - J&R Electrical Ltd	10	11:07.070	26.913	0.283	78.57	1:05.512	4
11	191	1000	9 Maurice DAVEY	Suzuki GSXR 1000 - M D racing	10	11:07.445	27.288	0.375	78.53	1:05.265	6
12	61	600	3 Jason GAMBLE	Kawasaki ZX6R - #TeamRace	10	11:11.827	31.670	4.382	78.01	1:03.552	2
13	28	600	4 Tom WALKER	Honda CBR600RR - TRWRacing GRPone	10	11:24.400	44.243	12.573	76.58	1:05.307	5
14	4	600	5 Kallum BEDWELL	Yamaha R6 - KB	9	10:49.192	1 Lap	1 Lap	72.66	1:08.212	2
15	65	600	6 Francesco MONTINI	Triumph DAYTONA 675R - Sara Johnson	9	10:55.963	1 Lap	6.771	71.91	1:09.146	9
16	44	600	7 Sheridan GOATCHER	Yamaha R6 -	9	11:34.602	1 Lap	38.639	67.91	1:12.830	8
NOT CLASSIFIED											
DNF	90	600	Tom ELLIOTT	Yamaha R6 - A. Harland Race Services	2	3:19.724	8 Laps	7 Laps	52.48		
NOT STARTED											
NS	86	1000	Adam WELLS	Suzuki GSXR 1000 -							
FASTEST LAP											
	87	1000	Karl THOMPSON	Yamaha R1 - #Teamrace	10	1:02.517			83.84 mph	134.93 kph	
	21	600	Toby FINNIS	Kawasaki ZX6R - NOKA RACING - PRIME/TWT	5	1:02.556			83.79 mph	134.84 kph	

*BIKE 100 - Transponder stopped working.
 Class 1000 - 92.5% of Race Speed = 75.72 mph
 Class 600 - 92.5% of Race Speed = 73.30 mph

Weather / Track : Bright / Dry

These results are provisional until the conclusion of any judicial and technical matters.

Race Distance: 10 Laps / 14.56 miles

Pembrey National: 1.4560 miles

Date: 09/04/2023 Start: 12:34 Finish: 12:45

Clerk Of Course :	Stewards :	Timekeeper : Sarah Evans
-------------------	------------	--------------------------

Results can be found at www.tsl-timing.com

Printed - 12:47 Sunday, 09 April 2023



BMCRC - MRO Championships 2023 - Rnd 2 @ Pembrey

L&W Contractors BMCRC Rookie 600 & Rookie 1000

RACE 11 - LAP CHART

LAP 1 @ 12:35:30.812

NO	BEHIND	LAP TIME
100		1:08.715
87	0.622	1:09.337
187	0.913	1:09.628
149	1.076	1:09.791
123	2.868	1:11.583
23	3.067	1:11.782
830	3.317	1:12.032
36	4.473	1:13.188
191	5.077	1:13.792
24	19.948	1:28.663
21	20.912	1:29.627
61	22.722	1:31.437
28	22.933	1:31.648
4	26.295	1:35.010
90	26.553	1:35.268
65	27.228	1:35.943
44	33.336	1:42.051

LAP 2 @ 12:36:35.046

NO	BEHIND	LAP TIME
100		1:04.234
87	0.439	1:04.051
187	0.561	1:03.882
149	0.839	1:03.997
123	4.830	1:06.196
23	5.207	1:06.374
830	5.273	1:06.190
36	5.563	1:05.324
191	7.239	1:06.396
24	18.851	1:03.137
21	20.295	1:03.617
61	22.040	1:03.552
28	24.558	1:05.859
4	30.273	1:08.212
65	34.278	1:11.284
44	43.132	1:14.030

LAP 3 @ 12:37:38.887

NO	BEHIND	LAP TIME
100		1:03.841
87	0.674	1:04.076
187	1.009	1:04.289
149	1.592	1:04.594
90	1 Lap	1:44.456 P
123	6.816	1:05.827
830	7.010	1:05.578
23	7.276	1:05.910
36	7.624	1:05.902
191	8.894	1:05.496
24	18.243	1:03.233
21	19.435	1:02.981
61	21.923	1:03.724
28	26.755	1:06.038
4	34.824	1:08.392
65	40.480	1:10.043
44	53.851	1:14.560

LAP 4 @ 12:38:42.906

NO	BEHIND	LAP TIME
100		1:04.019
87	0.311	1:03.656

187	0.517	1:03.527
149	2.528	1:04.955
123	8.000	1:05.203
830	8.312	1:05.321
23	8.769	1:05.512
36	9.132	1:05.527
191	11.158	1:06.283
24	16.942	1:02.718
21	18.695	1:03.279
61	21.637	1:03.733
28	28.589	1:05.853
4	39.648	1:08.843
65	46.925	1:10.464

LAP 5 @ 12:39:46.989

NO	BEHIND	LAP TIME
100		1:04.083
87	0.160	1:03.932
187	0.555	1:04.121
44	1 Lap	1:14.984
149	4.028	1:05.583
123	9.452	1:05.535
830	9.696	1:05.467
36	10.075	1:05.026
23	10.347	1:05.661
191	12.456	1:05.381
24	15.879	1:03.020
21	17.168	1:02.556
61	22.216	1:04.662
28	29.813	1:05.307
4	44.719	1:09.154
65	52.977	1:10.135

LAP 6 @ 12:40:50.500

NO	BEHIND	LAP TIME
100		1:03.511
87	0.130	1:03.481
187	0.789	1:03.745
149	6.363	1:05.846
44	1 Lap	1:14.232
123	11.740	1:05.799
36	12.066	1:05.502
830	12.232	1:06.047
23	12.510	1:05.674
191	14.210	1:05.265
24	15.128	1:02.760
21	16.862	1:03.205
61	24.239	1:05.534
28	31.726	1:05.424
4	50.659	1:09.451
65	59.845	1:10.379

LAP 7 @ 12:41:53.403

NO	BEHIND	LAP TIME
87		1:02.773
100	1.090	1:03.993
187	1.541	1:03.655
149	8.759	1:05.299
123	14.419	1:05.582
36	15.494	1:06.331
24	15.794	1:03.569
830	16.688	1:07.359
23	17.076	1:07.469
191	17.444	1:06.137

21	17.566	1:03.607
44	1 Lap	1:14.755
61	26.154	1:04.818
28	34.665	1:05.842
4	57.154	1:09.398

LAP 8 @ 12:42:56.838

NO	BEHIND	LAP TIME
87		1:03.435
100	1.512	1:03.857
187	1.932	1:03.826
65	1 Lap	1:09.315
149	11.184	1:05.860
123	16.096	1:05.112
24	16.199	1:03.840
36	17.696	1:05.637
21	17.850	1:03.719
830	20.246	1:06.993
23	20.594	1:06.953
191	21.116	1:07.107
61	28.344	1:05.625
44	1 Lap	1:14.007
28	38.011	1:06.781

LAP 9 @ 12:43:59.737

NO	BEHIND	LAP TIME
87		1:02.899
4	1 Lap	1:09.811
100	2.355	1:03.742
187	2.529	1:03.496
65	1 Lap	1:09.254
149	14.827	1:06.542
123	18.395	1:05.198
24	18.687	1:05.387
21	19.006	1:04.055
36	20.192	1:05.395
830	22.830	1:05.483
23	23.520	1:05.825
191	23.795	1:05.578
61	29.434	1:03.989
28	41.146	1:06.034
44	1 Lap	1:12.830

LAP 10 @ 12:45:02.254

NO	BEHIND	LAP TIME
87		1:02.517
100	3.379	1:03.541
187	3.693	1:03.681
4	1 Lap	1:10.921
65	1 Lap	1:09.146
149	18.557	1:06.247
123	21.035	1:05.157
21	21.179	1:04.690
24	21.283	1:05.113
36	23.014	1:05.339
830	26.630	1:06.317
23	26.913	1:05.910
191	27.288	1:06.010
61	31.670	1:04.753
28	44.243	1:05.614
44	1 Lap	1:13.153

Weather / Track : Bright / Dry

Results can be found at www.tsl-timing.com

Pembrey National: 1.4560 miles
Date: 09/04/2023 Start: 12:34 Finish: 12:45

Printed - 12:46 Sunday, 09 April 2023

BMCRC - MRO Championships 2023 - Rnd 2 @ Pembrey

L&W Contractors BMCRC Rookie 600 & Rookie 1000

RACE 11 - POSITION CHART

No	Name	Lap Pos										
			1	2	3	4	5	6	7	8	9	10
87	THOMPSON	1	100	100	100	100	100	100	87	87	87	87
187	DERMOTT	2	87	87	87	87	87	87	100	100	100	100
100	CRANSTONE	3	187	187	187	187	187	187	187	187	187	187
149	WILKINS	4	149	149	149	149	149	149	149	149	149	149
23	PAES	5	123	123	123	123	123	123	123	123	123	123
191	DAVEY	6	23	23	830	830	830	36	36	24	24	21
123	VINCER	7	830	830	23	23	36	830	24	36	21	24
36	MORGAN	8	36	36	36	36	23	23	830	21	36	36
830	HOLT	9	191	191	191	191	191	191	23	830	830	830
86	WELLS	10	24	24	24	24	24	24	191	23	23	23
24	MANLEY	11	21	21	21	21	21	21	21	191	191	191
61	GAMBLE	12	61	61	61	61	61	61	61	61	61	61
21	FINNIS	13	28	28	28	28	28	28	28	28	28	28
28	WALKER	14	4	4	4	4	4	4	4	4	4	4
4	BEDWELL	15	90	65	65	65	65	65	65	65	65	65
90	ELLIOTT	16	65	44	44	44	44	44	44	44	44	44
65	MONTINI	17	44	90								
44	GOATCHER	18										

BMCRC - MRO Championships 2023 - Rnd 2 @ Pembrey

L&W Contractors BMCRC Rookie 600 & Rookie 1000

RACE 11 - SECTOR ANALYSIS



SECTOR 1 = FL to I1, SECTOR 2 = I1 to FL, DIFF = Difference To Personal Best Lap, P = Crossed Finish Line in Pit Lane, D = Time Disallowed

P1 87 1000 Karl THOMPSON		Yamaha R1 - #Teamrace				
IDEAL LAP TIME : 1:02.517		BEST LAP TIME : 1:02.517		DIFFERENCE : 0.000		
LAP	SECTOR 1	SECTOR 2	LAP TIME	MPH	DIFF	TIME OF DAY
1 -		28.140	1:09.337	75.59	6.820	12:35:31.434
2 -	36.007	28.044	1:04.051	81.83	1.534	12:36:35.485
3 -	35.960	28.116	1:04.076	81.80	1.559	12:37:39.561
4 -	35.512	28.144	1:03.656	82.34	1.139	12:38:43.217
5 -	35.764	28.168	1:03.932	81.98	1.415	12:39:47.149
6 -	35.843	27.638	1:03.481	82.56	0.964	12:40:50.630
7 -	35.254	27.519	1:02.773 (2)	83.50	0.256	12:41:53.403
8 -	35.766	27.669	1:03.435	82.62	0.918	12:42:56.838
9 -	35.040	27.859	1:02.899 (3)	83.33	0.382	12:43:59.737
10 -	35.027	27.490	1:02.517 (1)	83.84		12:45:02.254

P2 100 1000 Sam CRANSTONE		Bmw S1000RR -				
IDEAL LAP TIME :		BEST LAP TIME : 1:03.511		DIFFERENCE :		
LAP	SECTOR 1	SECTOR 2	LAP TIME	MPH	DIFF	TIME OF DAY
1 -			1:08.715	76.27	5.204	12:35:30.812
2 -			1:04.234	81.60	0.723	12:36:35.046
3 -			1:03.841	82.10	0.330	12:37:38.887
4 -			1:04.019	81.87	0.508	12:38:42.906
5 -			1:04.083	81.79	0.572	12:39:46.989
6 -			1:03.511 (1)	82.53		12:40:50.500
7 -			1:03.993	81.90	0.482	12:41:54.493
8 -			1:03.857	82.08	0.346	12:42:58.350
9 -			1:03.742 (3)	82.23	0.231	12:44:02.092
10 -			1:03.541 (2)	82.49	0.030	12:45:05.633

P3 187 1000 Scott DERMOTT		Yamaha R1 - TwoClicksOut Racing				
IDEAL LAP TIME : 1:02.981		BEST LAP TIME : 1:03.496		DIFFERENCE : 0.515		
LAP	SECTOR 1	SECTOR 2	LAP TIME	MPH	DIFF	TIME OF DAY
1 -		28.232	1:09.628	75.27	6.132	12:35:31.725
2 -	35.996	27.886	1:03.882	82.05	0.386	12:36:35.607
3 -	36.085	28.204	1:04.289	81.53	0.793	12:37:39.896
4 -	35.463	28.064	1:03.527 (2)	82.50	0.031	12:38:43.423
5 -	35.789	28.332	1:04.121	81.74	0.625	12:39:47.544
6 -	35.710	28.035	1:03.745	82.22	0.249	12:40:51.289
7 -	35.356	28.299	1:03.655 (3)	82.34	0.159	12:41:54.944
8 -	35.612	28.214	1:03.826	82.12	0.330	12:42:58.770
9 -	35.095	28.401	1:03.496 (1)	82.55		12:44:02.266
10 -	35.765	27.916	1:03.681	82.31	0.185	12:45:05.947

P4 149 1000 David WILKINS		Yamaha R1 - TwoClicksOut Racing				
IDEAL LAP TIME : 1:03.955		BEST LAP TIME : 1:03.997		DIFFERENCE : 0.042		
LAP	SECTOR 1	SECTOR 2	LAP TIME	MPH	DIFF	TIME OF DAY
1 -		28.179	1:09.791	75.10	5.794	12:35:31.888
2 -	36.340	27.657	1:03.997 (1)	81.90		12:36:35.885
3 -	36.298	28.296	1:04.594 (2)	81.14	0.597	12:37:40.479
4 -	36.422	28.533	1:04.955 (3)	80.69	0.958	12:38:45.434
5 -	36.982	28.601	1:05.583	79.92	1.586	12:39:51.017
6 -	37.040	28.806	1:05.846	79.60	1.849	12:40:56.863
7 -	36.343	28.956	1:05.299	80.27	1.302	12:42:02.162
8 -	36.722	29.138	1:05.860	79.58	1.863	12:43:08.022
9 -	37.070	29.472	1:06.542	78.77	2.545	12:44:14.564
10 -	37.146	29.101	1:06.247	79.12	2.250	12:45:20.811

BMCRC - MRO Championships 2023 - Rnd 2 @ Pembrey

L&W Contractors BMCRC Rookie 600 & Rookie 1000

RACE 11 - SECTOR ANALYSIS



SECTOR 1 = FL to I1, SECTOR 2 = I1 to FL, DIFF = Difference To Personal Best Lap, P = Crossed Finish Line in Pit Lane, D = Time Disallowed

P5 123 1000 James VINCER		Yamaha YZFR1 - A W RACING LTD				
IDEAL LAP TIME : 1:04.747		BEST LAP TIME : 1:05.112		DIFFERENCE : 0.365		
LAP	SECTOR 1	SECTOR 2	LAP TIME	MPH	DIFF	TIME OF DAY
1 -		29.120	1:11.583	73.22	6.471	12:35:33.680
2 -	36.932	29.264	1:06.196	79.18	1.084	12:36:39.876
3 -	36.690	29.137	1:05.827	79.62	0.715	12:37:45.703
4 -	36.431	28.772	1:05.203	80.38	0.091	12:38:50.906
5 -	36.461	29.074	1:05.535	79.98	0.423	12:39:56.441
6 -	36.659	29.140	1:05.799	79.66	0.687	12:41:02.240
7 -	36.951	28.631	1:05.582	79.92	0.470	12:42:07.822
8 -	36.482	28.630	1:05.112 (1)	80.50		12:43:12.934
9 -	36.365	28.833	1:05.198 (3)	80.39	0.086	12:44:18.132
10 -	36.775	28.382	1:05.157 (2)	80.44	0.045	12:45:23.289

P6 21 600 Toby FINNIS		Kawasaki ZX6R - NOKA RACING - PRIME/TWT				
IDEAL LAP TIME : 1:02.556		BEST LAP TIME : 1:02.556		DIFFERENCE : 0.000		
LAP	SECTOR 1	SECTOR 2	LAP TIME	MPH	DIFF	TIME OF DAY
1 -		27.923	1:29.627	58.48	27.071	12:35:51.724
2 -	36.011	27.606	1:03.617	82.39	1.061	12:36:55.341
3 -	35.596	27.385	1:02.981 (2)	83.22	0.425	12:37:58.322
4 -	35.796	27.483	1:03.279	82.83	0.723	12:39:01.601
5 -	35.312	27.244	1:02.556 (1)	83.79		12:40:04.157
6 -	35.650	27.555	1:03.205 (3)	82.93	0.649	12:41:07.362
7 -	35.519	28.088	1:03.607	82.40	1.051	12:42:10.969
8 -	35.728	27.991	1:03.719	82.26	1.163	12:43:14.688
9 -	36.409	27.646	1:04.055	81.82	1.499	12:44:18.743
10 -	36.569	28.121	1:04.690	81.02	2.134	12:45:23.433

P7 24 600 Callum MANLEY		Honda CBR600 RR - Becs sweets, leeway building services				
IDEAL LAP TIME : 1:02.626		BEST LAP TIME : 1:02.718		DIFFERENCE : 0.092		
LAP	SECTOR 1	SECTOR 2	LAP TIME	MPH	DIFF	TIME OF DAY
1 -		27.922	1:28.663	59.11	25.945	12:35:50.760
2 -	35.336	27.801	1:03.137	83.01	0.419	12:36:53.897
3 -	35.353	27.880	1:03.233	82.89	0.515	12:37:57.130
4 -	35.089	27.629	1:02.718 (1)	83.57		12:38:59.848
5 -	35.278	27.742	1:03.020 (3)	83.17	0.302	12:40:02.868
6 -	35.223	27.537	1:02.760 (2)	83.51	0.042	12:41:05.628
7 -	35.459	28.110	1:03.569	82.45	0.851	12:42:09.197
8 -	35.557	28.283	1:03.840	82.10	1.122	12:43:13.037
9 -	36.507	28.880	1:05.387	80.16	2.669	12:44:18.424
10 -	36.665	28.448	1:05.113	80.50	2.395	12:45:23.537

P8 36 1000 Alan MORGAN		R100 -				
IDEAL LAP TIME : 1:04.760		BEST LAP TIME : 1:05.026		DIFFERENCE : 0.266		
LAP	SECTOR 1	SECTOR 2	LAP TIME	MPH	DIFF	TIME OF DAY
1 -		28.809	1:13.188	71.61	8.162	12:35:35.285
2 -	36.509	28.815	1:05.324 (2)	80.24	0.298	12:36:40.609
3 -	36.841	29.061	1:05.902	79.53	0.876	12:37:46.511
4 -	36.888	28.639	1:05.527	79.99	0.501	12:38:52.038
5 -	36.452	28.574	1:05.026 (1)	80.60		12:39:57.064
6 -	36.619	28.883	1:05.502	80.02	0.476	12:41:02.566
7 -	38.023	28.308	1:06.331	79.02	1.305	12:42:08.897
8 -	36.982	28.655	1:05.637	79.85	0.611	12:43:14.534
9 -	37.051	28.344	1:05.395	80.15	0.369	12:44:19.929
10 -	36.778	28.561	1:05.339 (3)	80.22	0.313	12:45:25.268

BMCRC - MRO Championships 2023 - Rnd 2 @ Pembrey

L&W Contractors BMCRC Rookie 600 & Rookie 1000

RACE 11 - SECTOR ANALYSIS



SECTOR 1 = FL to I1, SECTOR 2 = I1 to FL, DIFF = Difference To Personal Best Lap, P = Crossed Finish Line in Pit Lane, D = Time Disallowed

P9 830 1000 Daniel HOLT			Aprilia RSV4 1100 FACTORY - DBH Plastering			
IDEAL LAP TIME : 1:05.172		BEST LAP TIME : 1:05.321		DIFFERENCE : 0.149		
LAP	SECTOR 1	SECTOR 2	LAP TIME	MPH	DIFF	TIME OF DAY
1 -		29.047	1:12.032	72.76	6.711	12:35:34.129
2 -	37.298	28.892	1:06.190	79.19	0.869	12:36:40.319
3 -	36.630	28.948	1:05.578	79.92	0.257	12:37:45.897
4 -	36.591	28.730	1:05.321 (1)	80.24		12:38:51.218
5 -	36.759	28.708	1:05.467 (2)	80.06	0.146	12:39:56.685
6 -	36.662	29.385	1:06.047	79.36	0.726	12:41:02.732
7 -	38.181	29.178	1:07.359	77.81	2.038	12:42:10.091
8 -	38.031	28.962	1:06.993	78.24	1.672	12:43:17.084
9 -	36.902	28.581	1:05.483 (3)	80.04	0.162	12:44:22.567
10 -	37.453	28.864	1:06.317	79.03	0.996	12:45:28.884

P10 23 1000 Jason PAES			Aprilia RSV4 - J&R Electrical Ltd			
IDEAL LAP TIME : 1:05.347		BEST LAP TIME : 1:05.512		DIFFERENCE : 0.165		
LAP	SECTOR 1	SECTOR 2	LAP TIME	MPH	DIFF	TIME OF DAY
1 -		29.125	1:11.782	73.02	6.270	12:35:33.879
2 -	36.884	29.490	1:06.374	78.97	0.862	12:36:40.253
3 -	36.938	28.972	1:05.910	79.52	0.398	12:37:46.163
4 -	36.689	28.823	1:05.512 (1)	80.00		12:38:51.675
5 -	36.524	29.137	1:05.661 (2)	79.82	0.149	12:39:57.336
6 -	36.528	29.146	1:05.674 (3)	79.81	0.162	12:41:03.010
7 -	38.351	29.118	1:07.469	77.68	1.957	12:42:10.479
8 -	37.907	29.046	1:06.953	78.28	1.441	12:43:17.432
9 -	36.773	29.052	1:05.825	79.62	0.313	12:44:23.257
10 -	36.982	28.928	1:05.910	79.52	0.398	12:45:29.167

P11 191 1000 Maurice DAVEY			Suzuki GSXR 1000 - M D racing			
IDEAL LAP TIME : 1:04.979		BEST LAP TIME : 1:05.265		DIFFERENCE : 0.286		
LAP	SECTOR 1	SECTOR 2	LAP TIME	MPH	DIFF	TIME OF DAY
1 -		29.666	1:13.792	71.03	8.527	12:35:35.889
2 -	37.609	28.787	1:06.396	78.94	1.131	12:36:42.285
3 -	37.054	28.442	1:05.496 (3)	80.02	0.231	12:37:47.781
4 -	37.082	29.201	1:06.283	79.07	1.018	12:38:54.064
5 -	36.863	28.518	1:05.381 (2)	80.17	0.116	12:39:59.445
6 -	36.732	28.533	1:05.265 (1)	80.31		12:41:04.710
7 -	37.450	28.687	1:06.137	79.25	0.872	12:42:10.847
8 -	37.786	29.321	1:07.107	78.10	1.842	12:43:17.954
9 -	36.537	29.041	1:05.578	79.92	0.313	12:44:23.532
10 -	36.983	29.027	1:06.010	79.40	0.745	12:45:29.542

P12 61 600 Jason GAMBLE			Kawasaki ZX6R - #TeamRace			
IDEAL LAP TIME : 1:03.365		BEST LAP TIME : 1:03.552		DIFFERENCE : 0.187		
LAP	SECTOR 1	SECTOR 2	LAP TIME	MPH	DIFF	TIME OF DAY
1 -		28.532	1:31.437	57.32	27.885	12:35:53.534
2 -	35.582	27.970	1:03.552 (1)	82.47		12:36:57.086
3 -	35.941	27.783	1:03.724 (2)	82.25	0.172	12:38:00.810
4 -	35.621	28.112	1:03.733 (3)	82.24	0.181	12:39:04.543
5 -	35.996	28.666	1:04.662	81.06	1.110	12:40:09.205
6 -	36.565	28.969	1:05.534	79.98	1.982	12:41:14.739
7 -	36.462	28.356	1:04.818	80.86	1.266	12:42:19.557
8 -	36.644	28.981	1:05.625	79.87	2.073	12:43:25.182
9 -	35.813	28.176	1:03.989	81.91	0.437	12:44:29.171
10 -	36.184	28.569	1:04.753	80.94	1.201	12:45:33.924

BMCRC - MRO Championships 2023 - Rnd 2 @ Pembrey

L&W Contractors BMCRC Rookie 600 & Rookie 1000

RACE 11 - SECTOR ANALYSIS



SECTOR 1 = FL to I1, SECTOR 2 = I1 to FL, DIFF = Difference To Personal Best Lap, P = Crossed Finish Line in Pit Lane, D = Time Disallowed

P13 28 600 Tom WALKER			Honda CBR600RR - TRWRacing GRPone			
IDEAL LAP TIME : 1:05.261		BEST LAP TIME : 1:05.307		DIFFERENCE : 0.046		
LAP	SECTOR 1	SECTOR 2	LAP TIME	MPH	DIFF	TIME OF DAY
1 -		28.934	1:31.648	57.19	26.341	12:35:53.745
2 -	36.724	29.135	1:05.859	79.58	0.552	12:36:59.604
3 -	36.802	29.236	1:06.038	79.37	0.731	12:38:05.642
4 -	36.957	28.896	1:05.853	79.59	0.546	12:39:11.495
5 -	36.655	28.652	1:05.307 (1)	80.26		12:40:16.802
6 -	36.609	28.815	1:05.424 (2)	80.11	0.117	12:41:22.226
7 -	36.838	29.004	1:05.842	79.60	0.535	12:42:28.068
8 -	37.198	29.583	1:06.781	78.48	1.474	12:43:34.849
9 -	36.898	29.136	1:06.034	79.37	0.727	12:44:40.883
10 -	36.619	28.995	1:05.614 (3)	79.88	0.307	12:45:46.497

P14 4 600 Kallum BEDWELL			Yamaha R6 - KB			
IDEAL LAP TIME : 1:08.212		BEST LAP TIME : 1:08.212		DIFFERENCE : 0.000		
LAP	SECTOR 1	SECTOR 2	LAP TIME	MPH	DIFF	TIME OF DAY
1 -		29.922	1:35.010	55.16	26.798	12:35:57.107
2 -	38.472	29.740	1:08.212 (1)	76.84		12:37:05.319
3 -	38.497	29.895	1:08.392 (2)	76.64	0.180	12:38:13.711
4 -	39.072	29.771	1:08.843 (3)	76.13	0.631	12:39:22.554
5 -	39.229	29.925	1:09.154	75.79	0.942	12:40:31.708
6 -	39.023	30.428	1:09.451	75.47	1.239	12:41:41.159
7 -	38.824	30.574	1:09.398	75.52	1.186	12:42:50.557
8 -	39.376	30.435	1:09.811	75.08	1.599	12:44:00.368
9 -	39.898	31.023	1:10.921	73.90	2.709	12:45:11.289

P15 65 600 Francesco MONTINI			Triumph DAYTONA 675R - Sara Johnson			
IDEAL LAP TIME : 1:08.411		BEST LAP TIME : 1:09.146		DIFFERENCE : 0.735		
LAP	SECTOR 1	SECTOR 2	LAP TIME	MPH	DIFF	TIME OF DAY
1 -		29.834	1:35.943	54.63	26.797	12:35:58.040
2 -	40.753	30.531	1:11.284	73.53	2.138	12:37:09.324
3 -	38.984	31.059	1:10.043	74.83	0.897	12:38:19.367
4 -	38.916	31.548	1:10.464	74.38	1.318	12:39:29.831
5 -	39.140	30.995	1:10.135	74.73	0.989	12:40:39.966
6 -	40.073	30.306	1:10.379	74.47	1.233	12:41:50.345
7 -	39.363	29.952	1:09.315 (3)	75.61	0.169	12:42:59.660
8 -	38.848	30.406	1:09.254 (2)	75.68	0.108	12:44:08.914
9 -	38.577	30.569	1:09.146 (1)	75.80		12:45:18.060

P16 44 600 Sheridan GOATCHER			Yamaha R6 -			
IDEAL LAP TIME : 1:12.750		BEST LAP TIME : 1:12.830		DIFFERENCE : 0.080		
LAP	SECTOR 1	SECTOR 2	LAP TIME	MPH	DIFF	TIME OF DAY
1 -		33.128	1:42.051	51.36	29.221	12:36:04.148
2 -	41.637	32.393	1:14.030	70.80	1.200	12:37:18.178
3 -	41.814	32.746	1:14.560	70.30	1.730	12:38:32.738
4 -	41.868	33.116	1:14.984	69.90	2.154	12:39:47.722
5 -	41.632	32.600	1:14.232	70.61	1.402	12:41:01.954
6 -	41.702	33.053	1:14.755	70.11	1.925	12:42:16.709
7 -	41.456	32.551	1:14.007 (3)	70.82	1.177	12:43:30.716
8 -	40.702	32.128	1:12.830 (1)	71.97		12:44:43.546
9 -	41.105	32.048	1:13.153 (2)	71.65	0.323	12:45:56.699

P17 90 600 Tom ELLIOTT			Yamaha R6 - A. Harland Race Services			
IDEAL LAP TIME : 1:15.824		BEST LAP TIME :		DIFFERENCE :		
LAP	SECTOR 1	SECTOR 2	LAP TIME	MPH	DIFF	TIME OF DAY
1 -		29.701	1:35.268	55.01		12:35:57.365
2 -	46.123	IN PIT	1:44.456 P	50.17		12:37:41.821

BMCRC - MRO Championships 2023 - Rnd 2 @ Pembrey

L&W Contractors BMCRC Rookie 600 & Rookie 1000

RACE 11 - BEST SECTORS

SECTOR 1			SECTOR 2			IDEAL / BEST COMPARISON						
POS	NO	NAME	TIME	NO	NAME	TIME	POS	NO	NAME	IDEAL	BEST	DIFF
									PERFECT LAP	1:02.271		
1	87	THOMPSON	35.027	21	FINNIS	27.244	1	87	THOMPSON	1:02.517	1:02.517	0.000
2	24	MANLEY	35.089	87	THOMPSON	27.490	2	21	FINNIS	1:02.556	1:02.556	0.000
3	187	DERMOTT	35.095	24	MANLEY	27.537	3	24	MANLEY	1:02.626	1:02.718	0.092
4	21	FINNIS	35.312	149	WILKINS	27.657	4	187	DERMOTT	1:02.981	1:03.496	0.515
5	61	GAMBLE	35.582	61	GAMBLE	27.783	5	61	GAMBLE	1:03.365	1:03.552	0.187
6	149	WILKINS	36.298	187	DERMOTT	27.886	6	149	WILKINS	1:03.955	1:03.997	0.042
7	123	VINCER	36.365	36	MORGAN	28.308	7	123	VINCER	1:04.747	1:05.112	0.365
8	36	MORGAN	36.452	123	VINCER	28.382	8	36	MORGAN	1:04.760	1:05.026	0.266
9	23	PAES	36.524	191	DAVEY	28.442	9	191	DAVEY	1:04.979	1:05.265	0.286
10	191	DAVEY	36.537	830	HOLT	28.581	10	830	HOLT	1:05.172	1:05.321	0.149
11	830	HOLT	36.591	28	WALKER	28.652	11	28	WALKER	1:05.261	1:05.307	0.046
12	28	WALKER	36.609	23	PAES	28.823	12	23	PAES	1:05.347	1:05.512	0.165
13	4	BEDWELL	38.472	90	ELLIOTT	29.701	13	4	BEDWELL	1:08.212	1:08.212	0.000
14	65	MONTINI	38.577	4	BEDWELL	29.740	14	65	MONTINI	1:08.411	1:09.146	0.735
15	44	GOATCHER	40.702	65	MONTINI	29.834	15	44	GOATCHER	1:12.750	1:12.830	0.080
16	90	ELLIOTT	46.123	44	GOATCHER	32.048	16	90	ELLIOTT	1:15.824		
17							17	100	CRANSTONE		1:03.511	

BMCRC - MRO Championships 2023 - Rnd 2 @ Pembrey

L&W Contractors BMCRC Rookie 600 & Rookie 1000

RACE 11 - STATISTICS

Competitors Started	17
Planned Start	2023-04-09 @ 12:40:00.000
Actual Start	2023-04-09 @ 12:34:22.096
Finish Time	2023-04-09 @ 12:45:02.253
Track Length	1.4560mi.
Total Laps	159
Total Distance Covered	231.5040mi.

Session Fastest Lap History

NO	CL	NAME	LAP TIME	TIME OF DAY	LAP	VEHICLE
100	1000	Sam CRANSTONE	1:04.234	12:36:35.046	2	Bmw S1000RR
87	1000	Karl THOMPSON	1:04.051	12:36:35.495	2	Yamaha R1
187	1000	Scott DERMOTT	1:03.882	12:36:35.607	2	Yamaha R1
24	600	Callum MANLEY	1:03.137	12:36:53.901	2	Honda CBR600 RR
21	600	Toby FINNIS	1:02.981	12:37:58.358	3	Kawasaki ZX6R
24	600	Callum MANLEY	1:02.718	12:38:59.852	4	Honda CBR600 RR
21	600	Toby FINNIS	1:02.556	12:40:04.195	5	Kawasaki ZX6R
87	1000	Karl THOMPSON	1:02.517	12:45:02.264	10	Yamaha R1

Session Leader History

NO	CL	NAME	FROM LAP	LAPS LED	DISTANCE	VEHICLE
100	1000	Sam CRANSTONE	1	6	8.73 miles	Bmw S1000RR
87	1000	Karl THOMPSON	7	4	5.82 miles	Yamaha R1

Flag History

TYPE	TIME OF DAY
GREEN	12:34:22.096
FINISH	12:45:02.253

Flag Statistics

TYPE	COUNT	TOTAL LAPS	TOTAL TIME
Green	1	10	11:56.988
Red	0	0	0.000
Safety Car	0	0	0.000
FCY	0	0	0.000

BMCRC - MRO Championships 2023 - Rnd 2 @ Pembrey

L&W Contractors BMCRC Rookie 600 & Rookie 1000

RACE 11 - STATISTICS

CLASS : 1000

9 Starters

Fastest Lap History

NO	NAME	LAP TIME	TIME OF DAY	LAP	VEHICLE
100	Sam CRANSTONE	1:04.234	12:36:35.046	2	Bmw S1000RR
87	Karl THOMPSON	1:04.051	12:36:35.495	2	Yamaha R1
187	Scott DERMOTT	1:03.882	12:36:35.607	2	Yamaha R1
100	Sam CRANSTONE	1:03.841	12:37:38.887	3	Bmw S1000RR
87	Karl THOMPSON	1:03.656	12:38:43.228	4	Yamaha R1
187	Scott DERMOTT	1:03.527	12:38:43.435	4	Yamaha R1
100	Sam CRANSTONE	1:03.511	12:40:50.500	6	Bmw S1000RR
87	Karl THOMPSON	1:03.481	12:40:50.640	6	Yamaha R1
87	Karl THOMPSON	1:02.773	12:41:53.413	7	Yamaha R1
87	Karl THOMPSON	1:02.517	12:45:02.264	10	Yamaha R1

Leader History

NO	NAME	FROM LAP	LAPS LED	DISTANCE	VEHICLE
100	Sam CRANSTONE	1	6	8.73 miles	Bmw S1000RR
87	Karl THOMPSON	7	4	5.82 miles	Yamaha R1

BMCRC - MRO Championships 2023 - Rnd 2 @ Pembrey

L&W Contractors BMCRC Rookie 600 & Rookie 1000

RACE 11 - STATISTICS

CLASS : 600

8 Starters

Fastest Lap History

NO	NAME	LAP TIME	TIME OF DAY	LAP	VEHICLE
24	Callum MANLEY	1:03.137	12:36:53.901	2	Honda CBR600 RR
21	Toby FINNIS	1:02.981	12:37:58.358	3	Kawasaki ZX6R
24	Callum MANLEY	1:02.718	12:38:59.852	4	Honda CBR600 RR
21	Toby FINNIS	1:02.556	12:40:04.195	5	Kawasaki ZX6R

Leader History

NO	NAME	FROM LAP	LAPS LED	DISTANCE	VEHICLE
24	Callum MANLEY	1	9	13.10 miles	Honda CBR600 RR
21	Toby FINNIS	10	1	1.45 miles	Kawasaki ZX6R

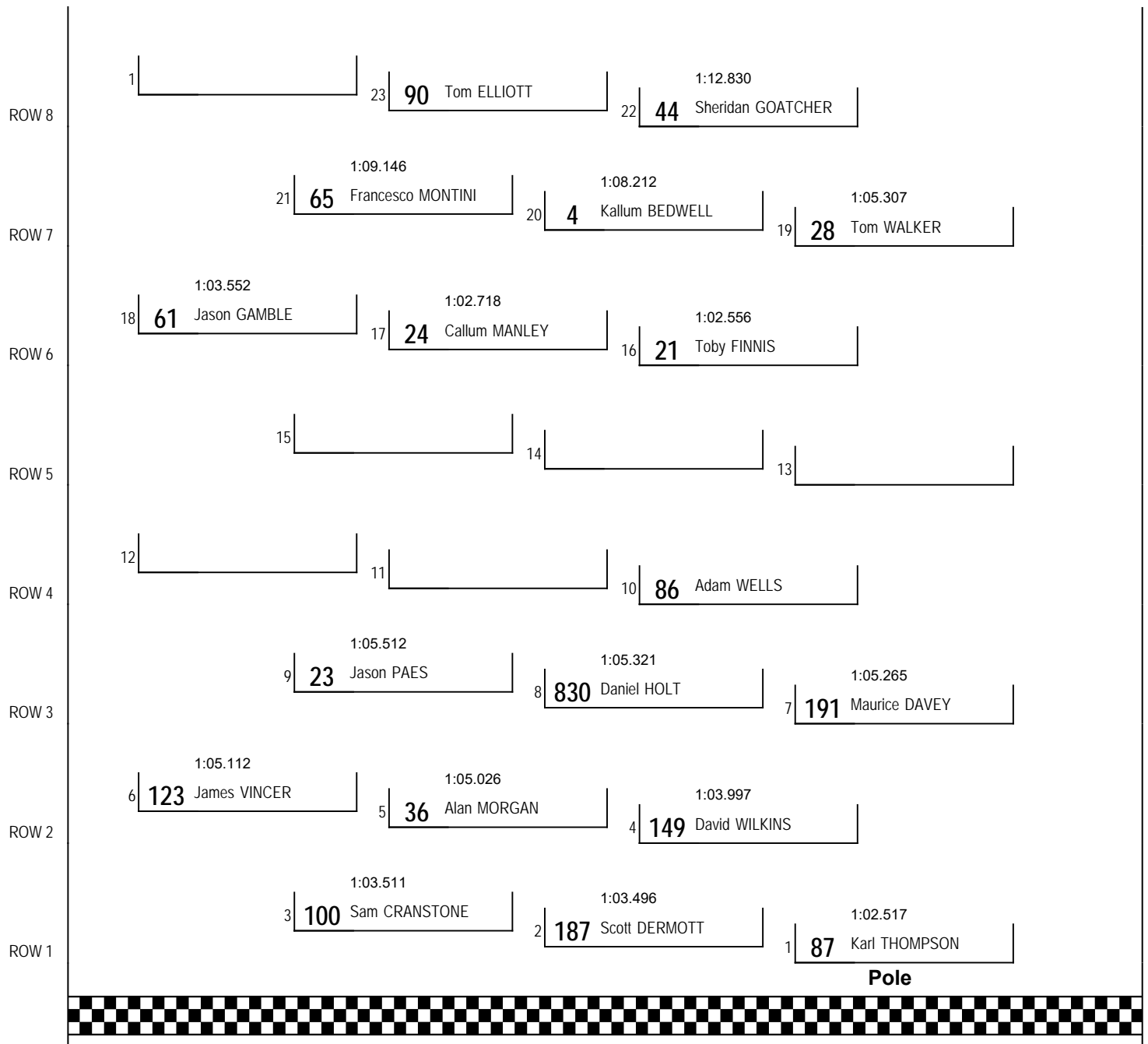
BMCRC - MRO Championships 2023 - Rnd 2 @ Pembrey

L&W Contractors BMCRC Rookie 600 & Rookie 1000

RACE 22 - GRID (10 Laps)



CONTRACTORS LTD



Pembrey National: 1.4560 miles

These results are provisional until the conclusion of any judicial and technical matters.

Clerk Of Course :	Stewards :	Timekeeper : Sarah Evans
-------------------	------------	--------------------------

Results can be found at www.tsl-timing.com

Printed - 12:53 Sunday, 09 April 2023



BMCRC - MRO Championships 2023 - Rnd 2 @ Pembrey

L&W Contractors BMCRC Rookie 600 & Rookie 1000

RACE 22 - CLASSIFICATION



CONTRACTORS LTD

POS	NO	CL	PIC NAME	ENTRY	LAPS	TIME	GAP	DIFF	MPH	BEST	ON
1	100	1000	1 Sam CRANSTONE	Bmw S1000RR -	10	10:42.962			81.52	1:02.524	8
2	87	1000	2 Karl THOMPSON	Yamaha R1 - #Teamrace	10	10:44.764	1.802	1.802	81.29	1:02.792	9
3	149	1000	3 David WILKINS	Yamaha R1 - TwoClicksOut Racing	10	10:48.372	5.410	3.608	80.84	1:03.903	2
4	123	1000	4 James VINCER	Yamaha YZFR1 - A W RACING LTD	10	11:02.094	19.132	13.722	79.16	1:04.421	5
5	36	1000	5 Alan MORGAN	R100 -	10	11:02.286	19.324	0.192	79.14	1:04.944	4
6	21	600	1 Toby FINNIS	Kawasaki ZX6R - NOKA RACING - PRIME/TWT	10	11:02.503	19.541	0.217	79.11	1:03.035	9
7	830	1000	6 Daniel HOLT	Aprilia RSV4 1100 FACTORY - DBH Plastering	10	11:02.800	19.838	0.297	79.08	1:04.679	8
8	61	600	2 Jason GAMBLE	Kawasaki ZX6R - #TeamRace	10	11:03.561	20.599	0.761	78.99	1:03.180	6
9	23	1000	7 Jason PAES	Aprilia RSV4 - J&R Electrical Ltd	10	11:04.407	21.445	0.846	78.89	1:05.162	9
10	191	1000	8 Maurice DAVEY	Suzuki GSXR 1000 - M D racing	10	11:06.131	23.169	1.724	78.68	1:04.899	10
11	28	600	3 Tom WALKER	Honda CBR600RR - TRWRacing GRPone	10	11:22.384	39.422	16.253	76.81	1:04.031	3
12	4	600	4 Kallum BEDWELL	Yamaha R6 - KB	10	11:49.277	1:06.315	26.893	73.90	1:07.524	3
13	65	600	5 Francesco MONTINI	Triumph DAYTONA 675R - Sara Johnson	9	10:44.754	1 Lap	1 Lap	73.16	1:08.100	9
14	90	600	6 Tom ELLIOTT	Yamaha R6 - A. Harland Race Services	9	10:48.864	1 Lap	4.110	72.70	1:08.600	2
15	44	600	7 Sheridan GOATCHER	Yamaha R6 -	9	11:35.746	1 Lap	46.882	67.80	1:12.556	8

NOT CLASSIFIED

DNF	24	600	Callum MANLEY	Honda CBR600 RR - Becs sweets, leeway building :	9	9:50.070	1 Lap		79.94	1:01.905	3
DNF	187	1000	Scott DERMOTT	Yamaha R1 - TwoClicksOut Racing	6	6:26.681	4 Laps	3 Laps	81.33	1:01.476	6
DNF	86	1000	Adam WELLS	Suzuki GSXR 1000 -	0						

FASTEST LAP

187	1000	Scott DERMOTT	Yamaha R1 - TwoClicksOut Racing	6	1:01.476	85.26 mph	137.21 kph
24	600	Callum MANLEY	Honda CBR600 RR - Becs sweets, leeway building :	3	1:01.905	84.67 mph	136.26 kph

Class 1000 - 92.5% of Race Speed = 75.40 mph

Class 600 - 92.5% of Race Speed = 73.17 mph

Weather / Track : Bright / Dry

These results are provisional until the conclusion of any judicial and technical matters.

Race Distance: 10 Laps / 14.56 miles

Pembrey National: 1.4560 miles

Date: 09/04/2023 Start: 16:22 Finish: 16:33

Clerk Of Course :	Stewards :	Timekeeper : Sarah Evans
-------------------	------------	--------------------------

Results can be found at www.tsl-timing.com

Printed - 16:37 Sunday, 09 April 2023



BMCRC - MRO Championships 2023 - Rnd 2 @ Pembrey

L&W Contractors BMCRC Rookie 600 & Rookie 1000

RACE 22 - LAP CHART

LAP 1 @ 16:24:05.392

NO	BEHIND	LAP TIME
149		1:08.641
100	0.399	1:09.040
187	0.625	1:09.266
87	1.172	1:09.813
36	2.047	1:10.688
830	2.663	1:11.304
23	3.518	1:12.159
123	4.126	1:12.767
191	4.453	1:13.094
24	18.912	1:27.553
28	20.561	1:29.202
61	20.943	1:29.584
21	21.181	1:29.822
65	25.125	1:33.766
90	25.688	1:34.329
4	26.983	1:35.624
44	32.369	1:41.010

LAP 2 @ 16:25:09.295

NO	BEHIND	LAP TIME
149		1:03.903
100	0.446	1:03.950
187	1.333	1:04.611
87	1.821	1:04.552
36	4.382	1:06.238
830	5.010	1:06.250
23	5.310	1:05.695
123	5.782	1:05.559
191	6.186	1:05.636
24	17.169	1:02.160
61	20.379	1:03.339
28	21.180	1:04.522
21	21.338	1:04.060
65	29.792	1:08.570
90	30.385	1:08.600
4	30.608	1:07.528
44	46.639	1:18.173

LAP 3 @ 16:26:13.701

NO	BEHIND	LAP TIME
149		1:04.406
100	0.054	1:04.014
187	0.356	1:03.429
87	1.130	1:03.715
36	5.239	1:05.263
830	6.033	1:05.429
123	6.606	1:05.230
23	7.044	1:06.140
191	7.337	1:05.557
24	14.668	1:01.905
61	20.129	1:04.156
21	20.277	1:03.345
28	20.805	1:04.031
4	33.726	1:07.524
65	34.820	1:09.434
90	34.867	1:08.888
44	55.788	1:13.555

LAP 4 @ 16:27:17.748

NO	BEHIND	LAP TIME
149		1:04.047

187	0.173	1:03.864
100	0.301	1:04.294
87	0.557	1:03.474
36	6.136	1:04.944
830	7.847	1:05.861
123	7.996	1:05.437
23	8.437	1:05.440
191	8.784	1:05.494
24	13.876	1:03.255
21	19.668	1:03.438
61	19.941	1:03.859
28	21.394	1:04.636
4	37.566	1:07.887
90	39.905	1:09.085
65	41.096	1:10.323

LAP 5 @ 16:28:21.956

NO	BEHIND	LAP TIME
187		1:04.035
149	0.098	1:04.306
100	0.347	1:04.254
87	1.216	1:04.867
44	1 Lap	1:15.340
36	7.024	1:05.096
123	8.209	1:04.421
23	9.538	1:05.309
830	9.791	1:06.152
191	10.228	1:05.652
24	12.553	1:02.885
21	19.013	1:03.553
61	19.326	1:03.593
28	21.866	1:04.680
4	41.500	1:08.142
65	45.717	1:08.829
90	45.922	1:10.225

LAP 6 @ 16:29:23.432

NO	BEHIND	LAP TIME
187		1:01.476
149	3.002	1:04.380
100	3.157	1:04.286
87	3.419	1:03.679
36	12.206	1:06.658
123	12.393	1:05.660
23	14.362	1:06.300
44	1 Lap	1:13.078
24	14.744	1:03.667
830	14.909	1:06.594
191	15.622	1:06.870
21	20.600	1:03.063
61	21.030	1:03.180
28	27.109	1:06.719
4	47.556	1:07.532
65	52.713	1:08.472
90	54.795	1:10.349

LAP 7 @ 16:30:30.037

NO	BEHIND	LAP TIME
100		1:03.448
149	1.011	1:04.614
87	1.155	1:04.341
24	11.478	1:03.339
123	12.650	1:06.862
36	13.116	1:07.515

23	13.762	1:06.005
830	13.932	1:05.628
191	16.959	1:07.942
21	17.527	1:03.532
61	18.164	1:03.739
44	1 Lap	1:14.272
28	26.604	1:06.100
4	49.854	1:08.903
65	54.359	1:08.251
90	57.025	1:08.835

LAP 8 @ 16:31:32.561

NO	BEHIND	LAP TIME
100		1:02.524
87	2.306	1:03.675
149	3.132	1:04.645
24	11.656	1:02.702
123	15.588	1:05.462
36	15.929	1:05.337
830	16.087	1:04.679
23	17.168	1:05.930
21	18.553	1:03.550
61	19.312	1:03.672
191	20.375	1:05.940
28	30.382	1:06.302
44	1 Lap	1:13.944
4	55.516	1:08.186
65	1:00.844	1:09.009
90	1:03.818	1:09.317

LAP 9 @ 16:32:36.589

NO	BEHIND	LAP TIME
100		1:04.028
87	1.070	1:02.792
149	3.301	1:04.197
24	10.232	1:02.604
123	16.715	1:05.155
36	16.931	1:05.030
830	17.108	1:05.049
21	17.560	1:03.035
23	18.302	1:05.162
61	18.707	1:03.423
191	21.394	1:05.047
28	31.984	1:05.630
44	1 Lap	1:12.556
4	59.343	1:07.855

LAP 10 @ 16:33:39.713

NO	BEHIND	LAP TIME
100		1:03.124
65	1 Lap	1:08.100
87	1.802	1:03.856
149	5.410	1:05.233
90	1 Lap	1:09.236
123	19.132	1:05.541
36	19.324	1:05.517
21	19.541	1:05.105
830	19.838	1:05.854
61	20.599	1:05.016
23	21.445	1:06.267
191	23.169	1:04.899
28	39.422	1:10.562
44	1 Lap	1:13.818
4	1:06.315	1:10.096

BMCRC - MRO Championships 2023 - Rnd 2 @ Pembrey

L&W Contractors BMCRC Rookie 600 & Rookie 1000

RACE 22 - POSITION CHART

No	Name	Lap Pos										
			1	2	3	4	5	6	7	8	9	10
87	THOMPSON	1	149	149	149	149	187	187	100	100	100	100
187	DERMOTT	2	100	100	100	187	149	149	149	87	87	87
100	CRANSTONE	3	187	187	187	100	100	100	87	149	149	149
149	WILKINS	4	87	87	87	87	87	87	24	24	24	123
36	MORGAN	5	36	36	36	36	36	36	123	123	123	36
123	VINCER	6	830	830	830	830	123	123	36	36	36	21
191	DAVEY	7	23	23	123	123	23	23	23	830	830	830
830	HOLT	8	123	123	23	23	830	24	830	23	21	61
23	PAES	9	191	191	191	191	191	830	191	21	23	23
86	WELLS	10	24	24	24	24	24	191	21	61	61	191
21	FINNIS	11	28	61	61	21	21	21	61	191	191	28
24	MANLEY	12	61	28	21	61	61	61	28	28	28	4
61	GAMBLE	13	21	21	28	28	28	28	4	4	4	
28	WALKER	14	65	65	4	4	4	4	65	65	65	
4	BEDWELL	15	90	90	65	90	65	65	90	90	90	
65	MONTINI	16	4	4	90	65	90	90	44	44	44	
44	GOATCHER	17	44	44	44	44	44	44				
90	ELLIOTT	18										

BMCRC - MRO Championships 2023 - Rnd 2 @ Pembrey

L&W Contractors BMCRC Rookie 600 & Rookie 1000

RACE 22 - SECTOR ANALYSIS



SECTOR 1 = FL to I1, SECTOR 2 = I1 to FL, DIFF = Difference To Personal Best Lap, P = Crossed Finish Line in Pit Lane, D = Time Disallowed

P1		100	1000	Sam CRANSTONE	Bmw S1000RR -			
IDEAL LAP TIME :		1:02.524		BEST LAP TIME :	1:02.524		DIFFERENCE :	0.000
LAP	SECTOR 1	SECTOR 2		LAP TIME	MPH	DIFF	TIME OF DAY	
1 -		28.655		1:09.040	75.92	6.516	16:24:05.791	
2 -	36.350	27.600		1:03.950	81.96	1.426	16:25:09.741	
3 -	36.097	27.917		1:04.014	81.88	1.490	16:26:13.755	
4 -	36.289	28.005		1:04.294	81.52	1.770	16:27:18.049	
5 -	35.968	28.286		1:04.254	81.57	1.730	16:28:22.303	
6 -	36.263	28.023		1:04.286	81.53	1.762	16:29:26.589	
7 -	35.781	27.667		1:03.448 (3)	82.61	0.924	16:30:30.037	
8 -	35.230	27.294		1:02.524 (1)	83.83		16:31:32.561	
9 -				1:04.028	81.86	1.504	16:32:36.589	
10 -	35.325	27.799		1:03.124 (2)	83.03	0.600	16:33:39.713	

P2		87	1000	Karl THOMPSON	Yamaha R1 - #Teamrace			
IDEAL LAP TIME :		1:03.052		BEST LAP TIME :	1:02.792		DIFFERENCE :	-0.260
LAP	SECTOR 1	SECTOR 2		LAP TIME	MPH	DIFF	TIME OF DAY	
1 -		28.488		1:09.813	75.07	7.021	16:24:06.564	
2 -	36.533	28.019		1:04.552	81.19	1.760	16:25:11.116	
3 -	35.899	27.816		1:03.715	82.26	0.923	16:26:14.831	
4 -	35.669	27.805		1:03.474 (2)	82.57	0.682	16:27:18.305	
5 -	36.675	28.192		1:04.867	80.80	2.075	16:28:23.172	
6 -	35.501	28.178		1:03.679	82.31	0.887	16:29:26.851	
7 -	36.493	27.848		1:04.341	81.46	1.549	16:30:31.192	
8 -	36.124	27.551		1:03.675 (3)	82.31	0.883	16:31:34.867	
9 -				1:02.792 (1)	83.47		16:32:37.659	
10 -	35.568	28.288		1:03.856	82.08	1.064	16:33:41.515	

P3		149	1000	David WILKINS	Yamaha R1 - TwoClicksOut Racing			
IDEAL LAP TIME :		1:03.682		BEST LAP TIME :	1:03.903		DIFFERENCE :	0.221
LAP	SECTOR 1	SECTOR 2		LAP TIME	MPH	DIFF	TIME OF DAY	
1 -		27.936		1:08.641	76.36	4.738	16:24:05.392	
2 -	35.972	27.931		1:03.903 (1)	82.02		16:25:09.295	
3 -	36.098	28.308		1:04.406	81.38	0.503	16:26:13.701	
4 -	35.810	28.237		1:04.047 (2)	81.83	0.144	16:27:17.748	
5 -	35.751	28.555		1:04.306	81.51	0.403	16:28:22.054	
6 -	36.367	28.013		1:04.380	81.41	0.477	16:29:26.434	
7 -	36.595	28.019		1:04.614	81.12	0.711	16:30:31.048	
8 -	36.540	28.105		1:04.645	81.08	0.742	16:31:35.693	
9 -				1:04.197 (3)	81.64	0.294	16:32:39.890	
10 -	36.387	28.846		1:05.233	80.35	1.330	16:33:45.123	

P4		123	1000	James VINCER	Yamaha YZFR1 - A W RACING LTD			
IDEAL LAP TIME :		1:04.421		BEST LAP TIME :	1:04.421		DIFFERENCE :	0.000
LAP	SECTOR 1	SECTOR 2		LAP TIME	MPH	DIFF	TIME OF DAY	
1 -		29.396		1:12.767	72.03	8.346	16:24:09.518	
2 -	36.853	28.706		1:05.559	79.95	1.138	16:25:15.077	
3 -	36.288	28.942		1:05.230 (3)	80.35	0.809	16:26:20.307	
4 -	36.745	28.692		1:05.437	80.10	1.016	16:27:25.744	
5 -	35.937	28.484		1:04.421 (1)	81.36		16:28:30.165	
6 -	36.085	29.575		1:05.660	79.82	1.239	16:29:35.825	
7 -	38.269	28.593		1:06.862	78.39	2.441	16:30:42.687	
8 -	36.534	28.928		1:05.462	80.07	1.041	16:31:48.149	
9 -	36.253	28.902		1:05.155 (2)	80.44	0.734	16:32:53.304	
10 -	36.484	29.057		1:05.541	79.97	1.120	16:33:58.845	

BMCRC - MRO Championships 2023 - Rnd 2 @ Pembrey

L&W Contractors BMCRC Rookie 600 & Rookie 1000

RACE 22 - SECTOR ANALYSIS



SECTOR 1 = FL to I1, SECTOR 2 = I1 to FL, DIFF = Difference To Personal Best Lap, P = Crossed Finish Line in Pit Lane, D = Time Disallowed

P5 36 1000 Alan MORGAN			R100 -			
IDEAL LAP TIME : 1:04.587		BEST LAP TIME : 1:04.944		DIFFERENCE : 0.357		
LAP	SECTOR 1	SECTOR 2	LAP TIME	MPH	DIFF	TIME OF DAY
1 -		28.619	1:10.688	74.15	5.744	16:24:07.439
2 -	36.435	29.803	1:06.238	79.13	1.294	16:25:13.677
3 -	36.552	28.711	1:05.263	80.31	0.319	16:26:18.940
4 -	36.402	28.542	1:04.944 (1)	80.70		16:27:23.884
5 -	36.277	28.819	1:05.096 (3)	80.52	0.152	16:28:28.980
6 -	36.713	29.945	1:06.658	78.63	1.714	16:29:35.638
7 -	39.154	28.361	1:07.515	77.63	2.571	16:30:43.153
8 -	36.764	28.573	1:05.337	80.22	0.393	16:31:48.490
9 -	36.720	28.310	1:05.030 (2)	80.60	0.086	16:32:53.520
10 -	36.764	28.753	1:05.517	80.00	0.573	16:33:59.037

P6 21 600 Toby FINNIS			Kawasaki ZX6R - NOKA RACING - PRIME/TWT			
IDEAL LAP TIME : 1:02.783		BEST LAP TIME : 1:03.035		DIFFERENCE : 0.252		
LAP	SECTOR 1	SECTOR 2	LAP TIME	MPH	DIFF	TIME OF DAY
1 -		28.076	1:29.822	58.35	26.787	16:24:26.573
2 -	36.100	27.960	1:04.060	81.82	1.025	16:25:30.633
3 -	35.278	28.067	1:03.345 (3)	82.74	0.310	16:26:33.978
4 -	35.373	28.065	1:03.438	82.62	0.403	16:27:37.416
5 -	35.739	27.814	1:03.553	82.47	0.518	16:28:40.969
6 -	35.532	27.531	1:03.063 (2)	83.11	0.028	16:29:44.032
7 -	35.704	27.828	1:03.532	82.50	0.497	16:30:47.564
8 -	35.847	27.703	1:03.550	82.47	0.515	16:31:51.114
9 -	35.252	27.783	1:03.035 (1)	83.15		16:32:54.149
10 -	36.570	28.535	1:05.105	80.50	2.070	16:33:59.254

P7 830 1000 Daniel HOLT			Aprilia RSV4 1100 FACTORY - DBH Plastering			
IDEAL LAP TIME : 1:04.605		BEST LAP TIME : 1:04.679		DIFFERENCE : 0.074		
LAP	SECTOR 1	SECTOR 2	LAP TIME	MPH	DIFF	TIME OF DAY
1 -		28.560	1:11.304	73.50	6.625	16:24:08.055
2 -	36.666	29.584	1:06.250	79.11	1.571	16:25:14.305
3 -	36.682	28.747	1:05.429 (3)	80.11	0.750	16:26:19.734
4 -	36.802	29.059	1:05.861	79.58	1.182	16:27:25.595
5 -	37.350	28.802	1:06.152	79.23	1.473	16:28:31.747
6 -	36.950	29.644	1:06.594	78.70	1.915	16:29:38.341
7 -	37.194	28.434	1:05.628	79.86	0.949	16:30:43.969
8 -	36.300	28.379	1:04.679 (1)	81.04		16:31:48.648
9 -	36.744	28.305	1:05.049 (2)	80.57	0.370	16:32:53.697
10 -	36.809	29.045	1:05.854	79.59	1.175	16:33:59.551

P8 61 600 Jason GAMBLE			Kawasaki ZX6R - #TeamRace			
IDEAL LAP TIME : 1:02.977		BEST LAP TIME : 1:03.180		DIFFERENCE : 0.203		
LAP	SECTOR 1	SECTOR 2	LAP TIME	MPH	DIFF	TIME OF DAY
1 -		28.427	1:29.584	58.51	26.404	16:24:26.335
2 -	35.543	27.796	1:03.339 (2)	82.75	0.159	16:25:29.674
3 -	35.240	28.916	1:04.156	81.70	0.976	16:26:33.830
4 -	36.089	27.770	1:03.859	82.08	0.679	16:27:37.689
5 -	35.645	27.948	1:03.593	82.42	0.413	16:28:41.282
6 -	35.443	27.737	1:03.180 (1)	82.96		16:29:44.462
7 -	35.770	27.969	1:03.739	82.23	0.559	16:30:48.201
8 -	35.619	28.053	1:03.672	82.32	0.492	16:31:51.873
9 -	35.508	27.915	1:03.423 (3)	82.64	0.243	16:32:55.296
10 -	35.667	29.349	1:05.016	80.62	1.836	16:34:00.312

BMCRC - MRO Championships 2023 - Rnd 2 @ Pembrey

L&W Contractors BMCRC Rookie 600 & Rookie 1000

RACE 22 - SECTOR ANALYSIS



SECTOR 1 = FL to I1, SECTOR 2 = I1 to FL, DIFF = Difference To Personal Best Lap, P = Crossed Finish Line in Pit Lane, D = Time Disallowed

P9 23 1000 Jason PAES			Aprilia RSV4 - J&R Electrical Ltd			
IDEAL LAP TIME : 1:04.648		BEST LAP TIME : 1:05.162		DIFFERENCE : 0.514		
LAP	SECTOR 1	SECTOR 2	LAP TIME	MPH	DIFF	TIME OF DAY
1 -		29.197	1:12.159	72.63	6.997	16:24:08.910
2 -	36.360	29.335	1:05.695	79.78	0.533	16:25:14.605
3 -	36.977	29.163	1:06.140	79.25	0.978	16:26:20.745
4 -	36.500	28.940	1:05.440 (3)	80.09	0.278	16:27:26.185
5 -	36.546	28.763	1:05.309 (2)	80.25	0.147	16:28:31.494
6 -	35.905	30.395	1:06.300	79.05	1.138	16:29:37.794
7 -	37.262	28.743	1:06.005	79.41	0.843	16:30:43.799
8 -	36.924	29.006	1:05.930	79.50	0.768	16:31:49.729
9 -	35.992	29.170	1:05.162 (1)	80.43		16:32:54.891
10 -	36.663	29.604	1:06.267	79.09	1.105	16:34:01.158

P10 191 1000 Maurice DAVEY			Suzuki GSXR 1000 - M D racing			
IDEAL LAP TIME : 1:04.649		BEST LAP TIME : 1:04.899		DIFFERENCE : 0.250		
LAP	SECTOR 1	SECTOR 2	LAP TIME	MPH	DIFF	TIME OF DAY
1 -		29.435	1:13.094	71.70	8.195	16:24:09.845
2 -	36.937	28.699	1:05.636	79.85	0.737	16:25:15.481
3 -	36.550	29.007	1:05.557	79.95	0.658	16:26:21.038
4 -	36.917	28.577	1:05.494 (3)	80.03	0.595	16:27:26.532
5 -	36.784	28.868	1:05.652	79.83	0.753	16:28:32.184
6 -	36.798	30.072	1:06.870	78.38	1.971	16:29:39.054
7 -	38.909	29.033	1:07.942	77.14	3.043	16:30:46.996
8 -	37.128	28.812	1:05.940	79.49	1.041	16:31:52.936
9 -	36.294	28.753	1:05.047 (2)	80.58	0.148	16:32:57.983
10 -	36.072	28.827	1:04.899 (1)	80.76		16:34:02.882

P11 28 600 Tom WALKER			Honda CBR600RR - TRWRacing GRPone			
IDEAL LAP TIME : 1:03.988		BEST LAP TIME : 1:04.031		DIFFERENCE : 0.043		
LAP	SECTOR 1	SECTOR 2	LAP TIME	MPH	DIFF	TIME OF DAY
1 -		28.340	1:29.202	58.76	25.171	16:24:25.953
2 -	35.722	28.800	1:04.522 (2)	81.23	0.491	16:25:30.475
3 -	35.648	28.383	1:04.031 (1)	81.86		16:26:34.506
4 -	35.860	28.776	1:04.636 (3)	81.09	0.605	16:27:39.142
5 -	36.120	28.560	1:04.680	81.03	0.649	16:28:43.822
6 -	37.619	29.100	1:06.719	78.56	2.688	16:29:50.541
7 -	36.840	29.260	1:06.100	79.29	2.069	16:30:56.641
8 -	37.082	29.220	1:06.302	79.05	2.271	16:32:02.943
9 -	36.354	29.276	1:05.630	79.86	1.599	16:33:08.573
10 -	36.801	33.761	1:10.562	74.28	6.531	16:34:19.135

P12 4 600 Kallum BEDWELL			Yamaha R6 - KB			
IDEAL LAP TIME : 1:07.309		BEST LAP TIME : 1:07.524		DIFFERENCE : 0.215		
LAP	SECTOR 1	SECTOR 2	LAP TIME	MPH	DIFF	TIME OF DAY
1 -		30.449	1:35.624	54.81	28.100	16:24:32.375
2 -	37.867	29.661	1:07.528 (2)	77.62	0.004	16:25:39.903
3 -	37.835	29.689	1:07.524 (1)	77.62		16:26:47.427
4 -	38.310	29.577	1:07.887	77.21	0.363	16:27:55.314
5 -	38.033	30.109	1:08.142	76.92	0.618	16:29:03.456
6 -	38.058	29.474	1:07.532 (3)	77.61	0.008	16:30:10.988
7 -	39.220	29.683	1:08.903	76.07	1.379	16:31:19.891
8 -			1:08.186	76.87	0.662	16:32:28.077
9 -	38.011	29.844	1:07.855	77.24	0.331	16:33:35.932
10 -	38.613	31.483	1:10.096	74.77	2.572	16:34:46.028

BMCRC - MRO Championships 2023 - Rnd 2 @ Pembrey

L&W Contractors BMCRC Rookie 600 & Rookie 1000

RACE 22 - SECTOR ANALYSIS



SECTOR 1 = FL to I1, SECTOR 2 = I1 to FL, DIFF = Difference To Personal Best Lap, P = Crossed Finish Line in Pit Lane, D = Time Disallowed

P13 65 600 Francesco MONTINI			Triumph DAYTONA 675R - Sara Johnson			
IDEAL LAP TIME : 1:07.951		BEST LAP TIME : 1:08.100		DIFFERENCE : 0.149		
LAP	SECTOR 1	SECTOR 2	LAP TIME	MPH	DIFF	TIME OF DAY
1 -		30.150	1:33.766	55.90	25.666	16:24:30.517
2 -	38.357	30.213	1:08.570	76.44	0.470	16:25:39.087
3 -	38.376	31.058	1:09.434	75.49	1.334	16:26:48.521
4 -	39.808	30.515	1:10.323	74.53	2.223	16:27:58.844
5 -	38.605	30.224	1:08.829	76.15	0.729	16:29:07.673
6 -	38.289	30.183	1:08.472 (3)	76.55	0.372	16:30:16.145
7 -	37.962	30.289	1:08.251 (2)	76.79	0.151	16:31:24.396
8 -			1:09.009	75.95	0.909	16:32:33.405
9 -	38.111	29.989	1:08.100 (1)	76.96		16:33:41.505

P14 90 600 Tom ELLIOTT			Yamaha R6 - A. Harland Race Services			
IDEAL LAP TIME : 1:08.527		BEST LAP TIME : 1:08.600		DIFFERENCE : 0.073		
LAP	SECTOR 1	SECTOR 2	LAP TIME	MPH	DIFF	TIME OF DAY
1 -		30.188	1:34.329	55.56	25.729	16:24:31.080
2 -	38.739	29.861	1:08.600 (1)	76.40		16:25:39.680
3 -	38.895	29.993	1:08.888 (3)	76.08	0.288	16:26:48.568
4 -	39.294	29.791	1:09.085	75.87	0.485	16:27:57.653
5 -	39.385	30.840	1:10.225	74.64	1.625	16:29:07.878
6 -	40.190	30.159	1:10.349	74.50	1.749	16:30:18.227
7 -	38.945	29.890	1:08.835 (2)	76.14	0.235	16:31:27.062
8 -			1:09.317	75.61	0.717	16:32:36.379
9 -	38.736	30.500	1:09.236	75.70	0.636	16:33:45.615

P15 44 600 Sheridan GOATCHER			Yamaha R6 -			
IDEAL LAP TIME : 1:12.556		BEST LAP TIME : 1:12.556		DIFFERENCE : 0.000		
LAP	SECTOR 1	SECTOR 2	LAP TIME	MPH	DIFF	TIME OF DAY
1 -		32.954	1:41.010	51.89	28.454	16:24:37.761
2 -	41.416	36.757	1:18.173	67.05	5.617	16:25:55.934
3 -	40.512	33.043	1:13.555 (3)	71.26	0.999	16:27:09.489
4 -	41.624	33.716	1:15.340	69.57	2.784	16:28:24.829
5 -	40.447	32.631	1:13.078 (2)	71.72	0.522	16:29:37.907
6 -	41.553	32.719	1:14.272	70.57	1.716	16:30:52.179
7 -	41.199	32.745	1:13.944	70.88	1.388	16:32:06.123
8 -	40.115	32.441	1:12.556 (1)	72.24		16:33:18.679
9 -	40.339	33.479	1:13.818	71.00	1.262	16:34:32.497

P16 24 600 Callum MANLEY			Honda CBR600 RR - Becs sweets, leeway building services			
IDEAL LAP TIME : 1:01.905		BEST LAP TIME : 1:01.905		DIFFERENCE : 0.000		
LAP	SECTOR 1	SECTOR 2	LAP TIME	MPH	DIFF	TIME OF DAY
1 -		27.754	1:27.553	59.86	25.648	16:24:24.304
2 -	34.837	27.323	1:02.160 (2)	84.32	0.255	16:25:26.464
3 -	34.609	27.296	1:01.905 (1)	84.67		16:26:28.369
4 -	35.476	27.779	1:03.255	82.86	1.350	16:27:31.624
5 -	35.354	27.531	1:02.885	83.35	0.980	16:28:34.509
6 -	34.900	28.767	1:03.667	82.32	1.762	16:29:38.176
7 -	35.599	27.740	1:03.339	82.75	1.434	16:30:41.515
8 -	34.918	27.784	1:02.702	83.59	0.797	16:31:44.217
9 -	34.894	27.710	1:02.604 (3)	83.72	0.699	16:32:46.821

BMCRC - MRO Championships 2023 - Rnd 2 @ Pembrey

L&W Contractors BMCRC Rookie 600 & Rookie 1000

RACE 22 - SECTOR ANALYSIS



SECTOR 1 = FL to I1, SECTOR 2 = I1 to FL, DIFF = Difference To Personal Best Lap, P = Crossed Finish Line in Pit Lane, D = Time Disallowed

P17 187 1000 Scott DERMOTT			Yamaha R1 - TwoClicksOut Racing			
IDEAL LAP TIME : 1:01.476		BEST LAP TIME : 1:01.476		DIFFERENCE : 0.000		
LAP	SECTOR 1	SECTOR 2	LAP TIME	MPH	DIFF	TIME OF DAY
1 -		28.332	1:09.266	75.67	7.790	16:24:06.017
2 -	36.759	27.852	1:04.611	81.12	3.135	16:25:10.628
3 -	35.439	27.990	1:03.429 (2)	82.63	1.953	16:26:14.057
4 -	35.667	28.197	1:03.864 (3)	82.07	2.388	16:27:17.921
5 -	35.781	28.254	1:04.035	81.85	2.559	16:28:21.956
6 -	34.483	26.993	1:01.476 (1)	85.26		16:29:23.432

BMCRC - MRO Championships 2023 - Rnd 2 @ Pembrey

L&W Contractors BMCRC Rookie 600 & Rookie 1000

RACE 22 - BEST SECTORS

SECTOR 1			SECTOR 2			IDEAL / BEST COMPARISON						
POS	NO	NAME	TIME	NO	NAME	TIME	POS	NO	NAME	IDEAL	BEST	DIFF
									PERFECT LAP	1:01.476		
1	187	DERMOTT	34.483	187	DERMOTT	26.993	1	187	DERMOTT	1:01.476	1:01.476	0.000
2	24	MANLEY	34.609	100	CRANSTONE	27.294	2	24	MANLEY	1:01.905	1:01.905	0.000
3	100	CRANSTONE	35.230	24	MANLEY	27.296	3	100	CRANSTONE	1:02.524	1:02.524	0.000
4	61	GAMBLE	35.240	21	FINNIS	27.531	4	21	FINNIS	1:02.783	1:03.035	0.252
5	21	FINNIS	35.252	87	THOMPSON	27.551	5	61	GAMBLE	1:02.977	1:03.180	0.203
6	87	THOMPSON	35.501	61	GAMBLE	27.737	6	87	THOMPSON	1:03.052	1:02.792	-0.260
7	28	WALKER	35.648	149	WILKINS	27.931	7	149	WILKINS	1:03.682	1:03.903	0.221
8	149	WILKINS	35.751	830	HOLT	28.305	8	28	WALKER	1:03.988	1:04.031	0.043
9	23	PAES	35.905	36	MORGAN	28.310	9	123	VINCER	1:04.421	1:04.421	0.000
10	123	VINCER	35.937	28	WALKER	28.340	10	36	MORGAN	1:04.587	1:04.944	0.357
11	191	DAVEY	36.072	123	VINCER	28.484	11	830	HOLT	1:04.605	1:04.679	0.074
12	36	MORGAN	36.277	191	DAVEY	28.577	12	23	PAES	1:04.648	1:05.162	0.514
13	830	HOLT	36.300	23	PAES	28.743	13	191	DAVEY	1:04.649	1:04.899	0.250
14	4	BEDWELL	37.835	4	BEDWELL	29.474	14	4	BEDWELL	1:07.309	1:07.524	0.215
15	65	MONTINI	37.962	90	ELLIOTT	29.791	15	65	MONTINI	1:07.951	1:08.100	0.149
16	90	ELLIOTT	38.736	65	MONTINI	29.989	16	90	ELLIOTT	1:08.527	1:08.600	0.073
17	44	GOATCHER	40.115	44	GOATCHER	32.441	17	44	GOATCHER	1:12.556	1:12.556	0.000
18												

BMCRC - MRO Championships 2023 - Rnd 2 @ Pembrey

L&W Contractors BMCRC Rookie 600 & Rookie 1000

RACE 22 - STATISTICS

Competitors Started	17
Planned Start	2023-04-09 @ 17:00:00.000
Actual Start	2023-04-09 @ 16:22:56.750
Finish Time	2023-04-09 @ 16:33:39.712
Track Length	1.4560mi.
Total Laps	162
Total Distance Covered	235.8720mi.

Session Fastest Lap History

NO	CL	NAME	LAP TIME	TIME OF DAY	LAP	VEHICLE
149	1000	David WILKINS	1:03.903	16:25:09.311	2	Yamaha R1
24	600	Callum MANLEY	1:02.160	16:25:26.468	2	Honda CBR600 RR
24	600	Callum MANLEY	1:01.905	16:26:28.374	3	Honda CBR600 RR
187	1000	Scott DERMOTT	1:01.476	16:29:23.446	6	Yamaha R1

Session Leader History

NO	CL	NAME	FROM LAP	LAPS LED	DISTANCE	VEHICLE
149	1000	David WILKINS	1	4	5.82 miles	Yamaha R1
187	1000	Scott DERMOTT	5	2	2.91 miles	Yamaha R1
100	1000	Sam CRANSTONE	7	4	5.82 miles	Bmw S1000RR

Flag History

TYPE	TIME OF DAY
GREEN	16:22:56.750
FINISH	16:33:39.712

Flag Statistics

TYPE	COUNT	TOTAL LAPS	TOTAL TIME
Green	1	10	12:41.883
Red	0	0	0.000
Safety Car	0	0	0.000
FCY	0	0	0.000

BMCRC - MRO Championships 2023 - Rnd 2 @ Pembrey

L&W Contractors BMCRC Rookie 600 & Rookie 1000

RACE 22 - STATISTICS

CLASS : 1000

9 Starters

Fastest Lap History

NO	NAME	LAP TIME	TIME OF DAY	LAP	VEHICLE
149	David WILKINS	1:03.903	16:25:09.311	2	Yamaha R1
187	Scott DERMOTT	1:03.429	16:26:14.070	3	Yamaha R1
187	Scott DERMOTT	1:01.476	16:29:23.446	6	Yamaha R1

Leader History

NO	NAME	FROM LAP	LAPS LED	DISTANCE	VEHICLE
149	David WILKINS	1	4	5.82 miles	Yamaha R1
187	Scott DERMOTT	5	2	2.91 miles	Yamaha R1
100	Sam CRANSTONE	7	4	5.82 miles	Bmw S1000RR

BMCRC - MRO Championships 2023 - Rnd 2 @ Pembrey

L&W Contractors BMCRC Rookie 600 & Rookie 1000

RACE 22 - STATISTICS

CLASS : 600

8 Starters

Fastest Lap History

NO	NAME	LAP TIME	TIME OF DAY	LAP	VEHICLE
24	Callum MANLEY	1:02.160	16:25:26.468	2	Honda CBR600 RR
24	Callum MANLEY	1:01.905	16:26:28.374	3	Honda CBR600 RR

Leader History

NO	NAME	FROM LAP	LAPS LED	DISTANCE	VEHICLE
24	Callum MANLEY	1	9	13.10 miles	Honda CBR600 RR
21	Toby FINNIS	10	1	1.45 miles	Kawasaki ZX6R



BMCRC THUNDERBIKE ULTRA & EXTREME

Supported by Steve Jordan Motorcycles & TBR Performance



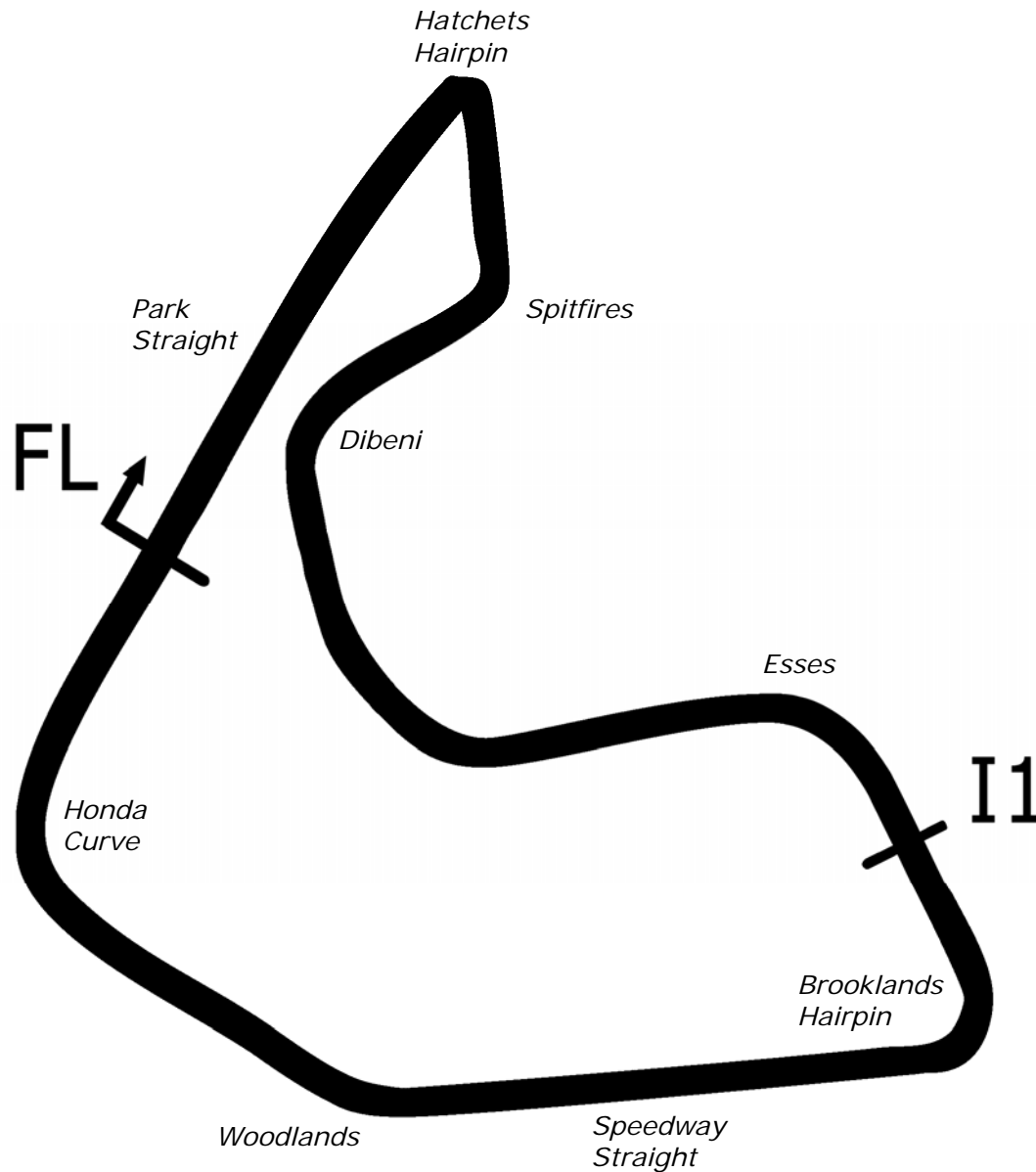
BMCRC-MRO Championships - Round 2
Pembrey
8th / 9th April 2023



Timing & Results Provided by Timing Solutions Ltd

www.tsl-timing.com

Pembrey National



Length	1.4560 miles	2343.2 m	
FL		51.70587 N	4.32386 W
I1	1223m	51.70430 N	4.31667 W
Pit Entry	2067m	51.70391 N	4.32452 W
Pit Exit	100m after FL	51.70664 N	4.32301 W
Pit Entry–Pit Exit	337m, 24.3s @50kph,	20.2s @60kph	

All results available at www.tsl-timing.com



BMCRC - MRO Championships 2023 - Rnd 2 @ Pembrey

Reactive Parts MRO Powerbikes inc Clubman 1000 & Thunderbike Ultra QUALIFYING - CLASSIFICATION



POS	NO	CL	PIC NAME	ENTRY	TIME	ON	LAPS	GAP	DIFF	MPH
1	48		1 Nicky WILSON	Suzuki GSXR 1000 - Demon GP/Haslemere Motorcycle	59.870	7	8			87.54
2	21		2 Jack CROUCHER	Kawasaki ZX10R - Trendy lofts	1:00.920	11	12	1.050	1.050	86.04
3	53		3 Seamus McGLYNN	Yamaha R1 - S and d build and design Ltd	1:01.031	4	11	1.161	0.111	85.88
4	37	C	1 Clayton GROVER	Yamaha R1 - Grover stunts	1:02.012	4	9	2.142	0.981	84.52
5	800	U	1 Morgan CREASEY	Suzuki GSXR 1000 K7 - Warics Ltd	1:02.259	7	11	2.389	0.247	84.19
6	138		4 Michael BLANK	Yamaha R1 - Foxcote Fire Systems	1:02.383	3	9	2.513	0.124	84.02
7	17		5 Phil BAKER	BMW S1000RR - Ashford Accident Repair Centre	1:02.546	7	12	2.676	0.163	83.80
8	9		6 Shaun HENNESSY	Honda FIREBLADE - Turbary Carp Lakes Somerset	1:02.808	5	7	2.938	0.262	83.45
9	224	C	2 Lee HEALEY	Suzuki GSXR 1000R - Wilvin UK Ltd / Uniq3 Projects Li	1:02.815	10	12	2.945	0.007	83.44
10	5	U	2 Stacey KILLWORTH	Suzuki GSXR 1000 - Greenplant/Everns	1:03.016	7	12	3.146	0.201	83.17
11	29	U	3 Cecil DINSMORE	Suzuki GSXR 1000 - KnC Motorsport	1:03.027	7	8	3.157	0.011	83.16
12	40		7 Charles HARDISTY	Yamaha YZF R1 - Kaymac/gatc	1:03.404	11	12	3.534	0.377	82.66
13	102	U	4 James FEARN	Suzuki GSXR1000 - Mark Wilby plumbing	1:03.450	10	10	3.580	0.046	82.60
14	91	C	3 Chris TAYLOR	BMW S1000RR - Cam Civils and Landscaping LTD	1:03.563	7	8	3.693	0.113	82.46
15	78	U	5 Jamie THOMAS	Suzuki GSXR 1000 - Team RubyRacing DART Motorsp	1:03.570	5	10	3.700	0.007	82.45
16	7	C	4 Seb JENKINS	Suzuki GSX-R 1000 K6 - Long hours and hard graft	1:03.584	8	11	3.714	0.014	82.43
17	40	U	7 Malcolm BATE	Suzuki GSXR1000 - Hartjay	1:04.432	8	11	4.562	0.848	81.35
18	82	U	8 Matt HINNELLS	Yamaha R1 - BD Racing	1:04.540	7	11	4.670	0.108	81.21
19	281	C	5 Daniel FARLEY	Suzuki GSXR - F-TECH FIRE & ELECTRICAL LTD	1:04.825	11	11	4.955	0.285	80.85
20	46	U	9 Simon GATES	Yamaha YZF R1 - Canine Plus	1:04.884	5	10	5.014	0.059	80.78
21	20	U	10 Connor SWYER	Suzuki GSXR 1000 K6 - WSC Performance & lleithyr fan	1:04.885	9	11	5.015	0.001	80.78
22	184	C	6 Martyn DELLOW	Suzuki GSXR1000 - Kirdford Shotblasting	1:04.904	11	11	5.034	0.019	80.75
23	30	C	7 Alex PENRICE	Yamaha R1 - AP Motorcycles	1:05.081	10	11	5.211	0.177	80.53
24	63		8 Matthew WREN	Suzuki GSXR - TBR performance	1:05.706	9	10	5.836	0.625	79.77
25	333		9 Andrew HOUGHTON	BMW S1000RR - Bahnstomer BMW	1:05.724	8	11	5.854	0.018	79.75
26	8	U	12 Dave SAUNDERS	Suzuki GSXR1000 - Mum/Dad/JW MOT/Parks Utility	1:05.873	11	11	6.003	0.149	79.57
27	59	U	13 Hayden RUSHTON	Ducati 999 -	1:05.900	5	6	6.030	0.027	79.53
28	19	U	14 Tyler DONOVAN	Kawasaki ZX10R - Tinder Corp	1:06.123	5	6	6.253	0.223	79.27
29	24	U	15 Mark REYNOLDS	Yamaha R1 4C8 -	1:08.074	5	11	8.204	1.951	76.99
30	21	U	16 Danny BRENNAN	Suzuki GSXR 1000 -	1:10.590	6	7	10.720	2.516	74.25
31	45	U	17 Chad HASHMI	Suzuki GSXR1000 -	1:18.981	6	6	19.111	8.391	66.36

Weather / Track : Bright / Dry

These results are provisional until the conclusion of any judicial and technical matters.

Pembrey National: 1.4560 miles
Date: 08/04/2023 Start: 10:02 Finish: 10:14

Clerk Of Course :	Stewards :	Timekeeper : Sarah Evans
-------------------	------------	--------------------------

Results can be found at www.tsl-timing.com

Printed - 10:16 Saturday, 08 April 2023



BMCRC - MRO Championships 2023 - Rnd 2 @ Pembrey

BMCRC Thunderbike Sport & BMCRC SuperTwins & Thunderbike Extreme

QUALIFYING - CLASSIFICATION

POS	NO	CL	PIC NAME	ENTRY	TIME	ON	LAPS	GAP	DIFF	MPH
1	0		1 Jeremy HILL	Yamaha R6 - Silver Arrows Racing / LT-Info.com	1:03.883	4	5			82.04
2	52	E	1 Barry MANTELL	Honda 929 FIREBLADE - Swedish car connection	1:04.517	10	11	0.634	0.634	81.24
3	118	E	2 Darren CORKETT	Suzuki GSXR 600 - Jackson & Phillips	1:04.574	10	11	0.691	0.057	81.17
4	151		2 Andy DENYER	Yamaha OWO1 -	1:04.841	6	11	0.958	0.267	80.83
5	994	R	1 Adrian HOWARD	Suzuki GSXR 600 -	1:05.359	5	11	1.476	0.518	80.19
6	129	E	3 Derek CRIPPS	Yamaha R1 - Team FBR	1:05.631	5	6	1.748	0.272	79.86
7	25		3 Harrison DAY	Yamaha R6 -	1:05.862	8	11	1.979	0.231	79.58
8	69		4 Tony RUSSO	Yamaha R6 - Wymark Lubricants	1:05.875	8	11	1.992	0.013	79.56
9	48		5 Shaun WALLIS	Yamaha R6 - MBC Despatch Racing	1:06.204	11	11	2.321	0.329	79.17
10	77		6 David MAY	Suzuki GSXR600 - Orchard cooling/ team Silver Arrows	1:06.247	9	11	2.364	0.043	79.12
11	57		7 Paul NEWMAN	Yamaha R6 - Scarlett racing	1:06.382	6	6	2.499	0.135	78.96
12	11		8 Malcolm BATE	Yamaha R6 - Hartjay	1:07.392	10	11	3.509	1.010	77.77
13	97		9 Alex MANN	Honda CBR600RR - Michael Jones Jeweller, Esprit Gr	1:07.718	6	8	3.835	0.326	77.40
14	139	E	4 Rob MARLEY	Honda CBR600F3 - PearTree Racing	1:08.215	10	11	4.332	0.497	76.83
15	81		11 Malvern MAY	Honda CBR600RR - IMP racing	1:08.518	11	11	4.635	0.303	76.49
16	6	E	5 Andrew FIRTH	Yamaha YZF-R1 - LTRmotorcycles.co.uk / Palmer Rac	1:08.667	11	11	4.784	0.149	76.33
17	44	SUP	1 Tony PARKER	Kawasaki ER650RR - insta/youtube 44notpol	1:08.997	9	11	5.114	0.330	75.96
18	191		12 Justin GRAVE	Suzuki SV650 -	1:09.431	8	8	5.548	0.434	75.49
19	58	SUP	2 Michael ALLEN	Kawasaki ER6 -	1:10.441	3	4	6.558	1.010	74.41
20	27	R	2 Matthew CHAM	-	1:11.411	4	6	7.528	0.970	73.40
21	84		13 Ricardo BRANCO	Yamaha R6 - IMP Racing	1:12.310	9	10	8.427	0.899	72.48
22	51		14 Paul BEESLEY	Yamaha R6 -	1:13.182	9	10	9.299	0.872	71.62
23	66		15 Mark SMITH	Yamaha R6 - IMP RACING	1:14.507	8	10	10.624	1.325	70.35
24	689		16 David TREVEIL	Yamaha YZF-R6 -	1:15.542	10	10	11.659	1.035	69.38

Weather / Track : Cloudy / Dry

These results are provisional until the conclusion of any judicial and technical matters.

Pembrey National: 1.4560 miles
Date: 08/04/2023 Start: 09:31 Finish: 09:43

Clerk Of Course :	Stewards :	Timekeeper : Sarah Evans
-------------------	------------	--------------------------

Results can be found at www.tsl-timing.com

Printed - 09:46 Saturday, 08 April 2023



BMCRC - MRO Championships 2023 - Rnd 2 @ Pembrey

Reactive Parts MRO Powerbikes inc Clubman 1000 & Thunderbike Ultra

QUALIFYING - SECTOR ANALYSIS



SECTOR 1 = FL to I1, SECTOR 2 = I1 to FL, DIFF = Difference To Personal Best Lap, P = Crossed Finish Line in Pit Lane, D = Time Disallowed

P1 48		Nicky WILSON		Suzuki GSXR 1000 - Demon GP/Haslemere Motorcycles			
IDEAL LAP TIME : 59.870		BEST LAP TIME : 59.870		DIFFERENCE : 0.000			
LAP	SECTOR 1	SECTOR 2	LAP TIME	MPH	DIFF	TIME OF DAY	
1 -	38.216	27.563	1:05.779	79.68	5.909	10:03:13.855	
2 -	35.865	26.626	1:02.491	83.87	2.621	10:04:16.346	
3 -	33.913	26.948	1:00.861	86.12	0.991	10:05:17.207	
4 -	33.584	26.817	1:00.401 (3)	86.78	0.531	10:06:17.608	
5 -	35.087	27.032	1:02.119	84.37	2.249	10:07:19.727	
6 -	33.721	26.641	1:00.362 (2)	86.83	0.492	10:08:20.089	
7 -	33.442	26.428	59.870 (1)	87.54		10:09:19.959	
8 -	34.792	IN PIT	1:25.187 P	61.53	25.317	10:10:45.146	

P2 21		Jack CROUCHER		Kawasaki ZX10R - Trendy lofts			
IDEAL LAP TIME : 1:00.590		BEST LAP TIME : 1:00.920		DIFFERENCE : 0.330			
LAP	SECTOR 1	SECTOR 2	LAP TIME	MPH	DIFF	TIME OF DAY	
1 -	39.034	28.262	1:07.296	77.88	6.376	10:03:58.426	
2 -	35.881	27.088	1:02.969	83.24	2.049	10:05:01.395	
3 -	35.298	26.989	1:02.287	84.15	1.367	10:06:03.682	
4 -	35.747	26.712	1:02.459	83.92	1.539	10:07:06.141	
5 -	34.878	27.327	1:02.205	84.26	1.285	10:08:08.346	
6 -	34.678	26.692	1:01.370	85.40	0.450	10:09:09.716	
7 -	36.454	29.440	1:05.894	79.54	4.974	10:10:15.610	
8 -	36.410	28.924	1:05.334	80.22	4.414	10:11:20.944	
9 -	38.050	26.967	1:05.017	80.61	4.097	10:12:25.961	
10 -	34.484	26.817	1:01.301 (3)	85.50	0.381	10:13:27.262	
11 -	34.455	26.465	1:00.920 (1)	86.04		10:14:28.182	
12 -	34.125	26.993	1:01.118 (2)	85.76	0.198	10:15:29.300	

P3 53		Seamus McGLYNN		Yamaha R1 - S and d build and design Ltd			
IDEAL LAP TIME : 1:01.031		BEST LAP TIME : 1:01.031		DIFFERENCE : 0.000			
LAP	SECTOR 1	SECTOR 2	LAP TIME	MPH	DIFF	TIME OF DAY	
1 -	36.911	26.960	1:03.871	82.06	2.840	10:03:11.818	
2 -	34.549	26.999	1:01.548 (2)	85.16	0.517	10:04:13.366	
3 -	35.072	27.978	1:03.050	83.13	2.019	10:05:16.416	
4 -	34.244	26.787	1:01.031 (1)	85.88		10:06:17.447	
5 -	35.085	28.154	1:03.239	82.88	2.208	10:07:20.686	
6 -	34.852	27.020	1:01.872	84.71	0.841	10:08:22.558	
7 -	34.421	27.153	1:01.574 (3)	85.12	0.543	10:09:24.132	
8 -	36.797	IN PIT	2:12.464 P	39.56	1:11.433	10:11:36.596	
9 -		27.284	1:11.170	73.64	10.139	10:12:47.766	
10 -	35.372	29.244	1:04.616	81.11	3.585	10:13:52.382	
11 -	34.944	27.975	1:02.919	83.30	1.888	10:14:55.301	

P4 37 C		Clayton GROVER		Yamaha R1 - Grover stunts			
IDEAL LAP TIME : 1:01.890		BEST LAP TIME : 1:02.012		DIFFERENCE : 0.122			
LAP	SECTOR 1	SECTOR 2	LAP TIME	MPH	DIFF	TIME OF DAY	
1 -	37.920	27.847	1:05.767	79.69	3.755	10:03:14.392	
2 -	35.760	27.308	1:03.068	83.11	1.056	10:04:17.460	
3 -	34.582	27.654	1:02.236 (2)	84.22	0.224	10:05:19.696	
4 -	34.678	27.334	1:02.012 (1)	84.52		10:06:21.708	
5 -	36.891	28.026	1:04.917	80.74	2.905	10:07:26.625	
6 -	35.294	27.407	1:02.701 (3)	83.59	0.689	10:08:29.326	
7 -	36.148	29.151	1:05.299	80.27	3.287	10:09:34.625	
8 -	37.656	28.332	1:05.988	79.43	3.976	10:10:40.613	
9 -	47.180	IN PIT	1:40.255 P	52.28	38.243	10:12:20.868	

BMCRC - MRO Championships 2023 - Rnd 2 @ Pembrey

Reactive Parts MRO Powerbikes inc Clubman 1000 & Thunderbike Ultra

QUALIFYING - SECTOR ANALYSIS



SECTOR 1 = FL to I1, SECTOR 2 = I1 to FL, DIFF = Difference To Personal Best Lap, P = Crossed Finish Line in Pit Lane, D = Time Disallowed

P5		800 U		Morgan CREASEY		Suzuki GSXR 1000 K7 - Warics Ltd	
IDEAL LAP TIME : 1:02.163		BEST LAP TIME : 1:02.259		DIFFERENCE : 0.096			
LAP	SECTOR 1	SECTOR 2	LAP TIME	MPH	DIFF	TIME OF DAY	
1 -	38.860	29.312	1:08.172	76.88	5.913	10:03:31.030	
2 -	37.261	28.493	1:05.754	79.71	3.495	10:04:36.784	
3 -	35.311	27.977	1:03.288	82.82	1.029	10:05:40.072	
4 -	36.100	27.822	1:03.922	81.99	1.663	10:06:43.994	
5 -	35.476	27.791	1:03.267	82.84	1.008	10:07:47.261	
6 -	35.466	28.522	1:03.988	81.91	1.729	10:08:51.249	
7 -	35.031	27.228	1:02.259 (1)	84.19		10:09:53.508	
8 -	43.669	30.679	1:14.348	70.50	12.089	10:11:07.856	
9 -	35.330	27.765	1:03.095 (3)	83.07	0.836	10:12:10.951	
10 -	34.935	27.489	1:02.424 (2)	83.96	0.165	10:13:13.375	
11 -	51.546	36.446	1:27.992	59.56	25.733	10:14:41.367	

P6		138		Michael BLANK		Yamaha R1 - Foxcote Fire Systems	
IDEAL LAP TIME : 1:01.979		BEST LAP TIME : 1:02.383		DIFFERENCE : 0.404			
LAP	SECTOR 1	SECTOR 2	LAP TIME	MPH	DIFF	TIME OF DAY	
1 -	42.500	29.621	1:12.121	72.67	9.738	10:03:23.895	
2 -	36.094	27.382	1:03.476	82.57	1.093	10:04:27.371	
3 -	35.216	27.167	1:02.383 (1)	84.02		10:05:29.754	
4 -	35.412	27.618	1:03.030	83.16	0.647	10:06:32.784	
5 -	35.880	26.997	1:02.877 (3)	83.36	0.494	10:07:35.661	
6 -	35.313	28.352	1:03.665	82.33	1.282	10:08:39.326	
7 -	34.982	27.679	1:02.661 (2)	83.65	0.278	10:09:41.987	
8 -	35.245	28.105	1:03.350	82.74	0.967	10:10:45.337	
9 -	45.469	IN PIT	1:44.045 P	50.37	41.662	10:12:29.382	

P7		17		Phil BAKER		BMW S1000RR - Ashford Accident Repair Centre	
IDEAL LAP TIME : 1:02.372		BEST LAP TIME : 1:02.546		DIFFERENCE : 0.174			
LAP	SECTOR 1	SECTOR 2	LAP TIME	MPH	DIFF	TIME OF DAY	
1 -	42.213	30.062	1:12.275	72.52	9.729	10:03:28.927	
2 -	38.790	30.489	1:09.279	75.65	6.733	10:04:38.206	
3 -	36.066	27.609	1:03.675	82.31	1.129	10:05:41.881	
4 -	35.492	27.444	1:02.936 (3)	83.28	0.390	10:06:44.817	
5 -	36.005	27.244	1:03.249	82.87	0.703	10:07:48.066	
6 -	36.282	27.713	1:03.995	81.90	1.449	10:08:52.061	
7 -	35.191	27.355	1:02.546 (1)	83.80		10:09:54.607	
8 -	36.968	28.647	1:05.615	79.88	3.069	10:11:00.222	
9 -	35.128	28.116	1:03.244	82.87	0.698	10:12:03.466	
10 -	35.310	27.790	1:03.100	83.06	0.554	10:13:06.566	
11 -	35.417	27.424	1:02.841 (2)	83.41	0.295	10:14:09.407	
12 -	36.048	27.974	1:04.022	81.87	1.476	10:15:13.429	

P8		9		Shaun HENNESSY		Honda FIREBLADE - Turbary Carp Lakes Somerset	
IDEAL LAP TIME : 1:02.621		BEST LAP TIME : 1:02.808		DIFFERENCE : 0.187			
LAP	SECTOR 1	SECTOR 2	LAP TIME	MPH	DIFF	TIME OF DAY	
1 -	40.077	28.320	1:08.397	76.63	5.589	10:03:20.920	
2 -	35.245	27.606	1:02.851 (2)	83.39	0.043	10:04:23.771	
3 -	35.531	27.688	1:03.219 (3)	82.91	0.411	10:05:26.990	
4 -	36.225	28.933	1:05.158	80.44	2.350	10:06:32.148	
5 -	35.015	27.793	1:02.808 (1)	83.45		10:07:34.956	
6 -	35.670	27.782	1:03.452	82.60	0.644	10:08:38.408	
7 -	35.515	IN PIT	1:24.902 P	61.73	22.094	10:10:03.310	

BMCRC - MRO Championships 2023 - Rnd 2 @ Pembrey

Reactive Parts MRO Powerbikes inc Clubman 1000 & Thunderbike Ultra

QUALIFYING - SECTOR ANALYSIS



SECTOR 1 = FL to I1, SECTOR 2 = I1 to FL, DIFF = Difference To Personal Best Lap, P = Crossed Finish Line in Pit Lane, D = Time Disallowed

P9		224 C		Lee HEALEY		Suzuki GSXR 1000R - Wilvin UK Ltd / Uniq3 Projects Ltd	
IDEAL LAP TIME : 1:02.726		BEST LAP TIME : 1:02.815		DIFFERENCE : 0.089			
LAP	SECTOR 1	SECTOR 2	LAP TIME	MPH	DIFF	TIME OF DAY	
1 -	38.075	28.625	1:06.700	78.58	3.885	10:03:10.141	
2 -	35.842	27.882	1:03.724	82.25	0.909	10:04:13.865	
3 -	35.941	28.507	1:04.448	81.33	1.633	10:05:18.313	
4 -	35.581	27.660	1:03.241	82.88	0.426	10:06:21.554	
5 -	35.495	27.830	1:03.325	82.77	0.510	10:07:24.879	
6 -	35.394	27.812	1:03.206 (3)	82.92	0.391	10:08:28.085	
7 -	38.230	29.221	1:07.451	77.70	4.636	10:09:35.536	
8 -	40.133	29.288	1:09.421	75.50	6.606	10:10:44.957	
9 -	35.454	27.646	1:03.100 (2)	83.06	0.285	10:11:48.057	
10 -	35.080	27.735	1:02.815 (1)	83.44		10:12:50.872	
11 -	41.374	31.047	1:12.421	72.37	9.606	10:14:03.293	
12 -	39.345	30.148	1:09.493	75.42	6.678	10:15:12.786	

P10		5 U		Stacey KILLWORTH		Suzuki GSXR 1000 - Greenplant/Everns	
IDEAL LAP TIME : 1:02.810		BEST LAP TIME : 1:03.016		DIFFERENCE : 0.206			
LAP	SECTOR 1	SECTOR 2	LAP TIME	MPH	DIFF	TIME OF DAY	
1 -	42.351	29.603	1:11.954	72.84	8.938	10:03:27.680	
2 -	38.082	28.342	1:06.424	78.91	3.408	10:04:34.104	
3 -	36.777	28.459	1:05.236	80.34	2.220	10:05:39.340	
4 -	36.324	28.348	1:04.672	81.04	1.656	10:06:44.012	
5 -	36.211	27.443	1:03.654	82.34	0.638	10:07:47.666	
6 -	36.496	28.442	1:04.938	80.71	1.922	10:08:52.604	
7 -	35.630	27.386	1:03.016 (1)	83.17		10:09:55.620	
8 -	36.292	28.670	1:04.962	80.68	1.946	10:11:00.582	
9 -	35.555	27.916	1:03.471	82.58	0.455	10:12:04.053	
10 -	35.849	27.255	1:03.104 (2)	83.06	0.088	10:13:07.157	
11 -	36.452	28.012	1:04.464	81.31	1.448	10:14:11.621	
12 -	35.624	27.735	1:03.359 (3)	82.72	0.343	10:15:14.980	

P11		29 U		Cecil DINSMORE		Suzuki GSXR 1000 - KnC Motorsport	
IDEAL LAP TIME : 1:03.027		BEST LAP TIME : 1:03.027		DIFFERENCE : 0.000			
LAP	SECTOR 1	SECTOR 2	LAP TIME	MPH	DIFF	TIME OF DAY	
1 -	42.783	30.395	1:13.178	71.62	10.151	10:03:27.792	
2 -	38.811	28.410	1:07.221	77.97	4.194	10:04:35.013	
3 -	36.433	28.222	1:04.655	81.07	1.628	10:05:39.668	
4 -	36.909	27.843	1:04.752	80.94	1.725	10:06:44.420	
5 -	36.089	28.191	1:04.280 (3)	81.54	1.253	10:07:48.700	
6 -	37.355	28.524	1:05.879	79.56	2.852	10:08:54.579	
7 -	35.376	27.651	1:03.027 (1)	83.16		10:09:57.606	
8 -	35.475	27.807	1:03.282 (2)	82.82	0.255	10:11:00.888	

P12		40		Charles HARDISTY		Yamaha YZF R1 - Kaymac/gatc	
IDEAL LAP TIME : 1:03.131		BEST LAP TIME : 1:03.404		DIFFERENCE : 0.273			
LAP	SECTOR 1	SECTOR 2	LAP TIME	MPH	DIFF	TIME OF DAY	
1 -	43.776	30.558	1:14.334	70.51	10.930	10:03:25.808	
2 -	37.055	28.110	1:05.165	80.43	1.761	10:04:30.973	
3 -	36.582	28.008	1:04.590	81.15	1.186	10:05:35.563	
4 -	35.976	27.803	1:03.779	82.18	0.375	10:06:39.342	
5 -	36.086	27.965	1:04.051	81.83	0.647	10:07:43.393	
6 -	35.877	27.739	1:03.616 (3)	82.39	0.212	10:08:47.009	
7 -	35.678	27.801	1:03.479 (2)	82.57	0.075	10:09:50.488	
8 -	35.942	28.030	1:03.972	81.93	0.568	10:10:54.460	
9 -	36.820	28.096	1:04.916	80.74	1.512	10:11:59.376	
10 -	36.050	28.971	1:05.021	80.61	1.617	10:13:04.397	
11 -	35.951	27.453	1:03.404 (1)	82.66		10:14:07.801	
12 -	36.006	29.113	1:05.119	80.49	1.715	10:15:12.920	

BMCRC - MRO Championships 2023 - Rnd 2 @ Pembrey

Reactive Parts MRO Powerbikes inc Clubman 1000 & Thunderbike Ultra

QUALIFYING - SECTOR ANALYSIS



SECTOR 1 = FL to I1, SECTOR 2 = I1 to FL, DIFF = Difference To Personal Best Lap, P = Crossed Finish Line in Pit Lane, D = Time Disallowed

P13 102 U		James FEARN		Suzuki GSXR1000 - Mark Wilby plumbing			
IDEAL LAP TIME : 1:03.348		BEST LAP TIME : 1:03.450		DIFFERENCE : 0.102			
LAP	SECTOR 1	SECTOR 2	LAP TIME	MPH	DIFF	TIME OF DAY	
1 -		35.677	1:30.127	58.15	26.677	10:05:23.077	
2 -	44.160	31.270	1:15.430	69.48	11.980	10:06:38.507	
3 -	39.636	29.948	1:09.584	75.32	6.134	10:07:48.091	
4 -	38.161	31.055	1:09.216	75.72	5.766	10:08:57.307	
5 -	37.237	28.655	1:05.892	79.54	2.442	10:10:03.199	
6 -	36.341	28.512	1:04.853	80.82	1.403	10:11:08.052	
7 -	35.731	28.456	1:04.187	81.66	0.737	10:12:12.239	
8 -	36.001	27.993	1:03.994 (3)	81.90	0.544	10:13:16.233	
9 -	35.834	27.792	1:03.626 (2)	82.38	0.176	10:14:19.859	
10 -	35.556	27.894	1:03.450 (1)	82.60		10:15:23.309	

P14 91 C		Chris TAYLOR		BMW S1000RR - Cam Civils and Landscaping LTD			
IDEAL LAP TIME : 1:03.563		BEST LAP TIME : 1:03.563		DIFFERENCE : 0.000			
LAP	SECTOR 1	SECTOR 2	LAP TIME	MPH	DIFF	TIME OF DAY	
1 -	44.311	30.658	1:14.969	69.91	11.406	10:03:22.149	
2 -	36.468	28.627	1:05.095	80.52	1.532	10:04:27.244	
3 -	36.153	28.565	1:04.718 (3)	80.99	1.155	10:05:31.962	
4 -	35.770	29.117	1:04.887	80.78	1.324	10:06:36.849	
5 -	36.362	28.471	1:04.833	80.84	1.270	10:07:41.682	
6 -	35.814	28.180	1:03.994 (2)	81.90	0.431	10:08:45.676	
7 -	35.500	28.063	1:03.563 (1)	82.46		10:09:49.239	
8 -	39.218	IN PIT	1:32.978 P	56.37	29.415	10:11:22.217	

P15 78 U		Jamie THOMAS		Suzuki GSXR 1000 - Team RubyRacing DART Motorsport			
IDEAL LAP TIME : 1:03.416		BEST LAP TIME : 1:03.570		DIFFERENCE : 0.154			
LAP	SECTOR 1	SECTOR 2	LAP TIME	MPH	DIFF	TIME OF DAY	
1 -	40.355	28.981	1:09.336	75.59	5.766	10:03:45.062	
2 -	36.227	28.123	1:04.350	81.45	0.780	10:04:49.412	
3 -	36.135	28.093	1:04.228	81.60	0.658	10:05:53.640	
4 -	36.657	28.752	1:05.409	80.13	1.839	10:06:59.049	
5 -	35.423	28.147	1:03.570 (1)	82.45		10:08:02.619	
6 -	36.321	IN PIT	2:37.266 P	33.32	1:33.696	10:10:39.885	
7 -		28.982	1:15.783	69.16	12.213	10:11:55.668	
8 -	35.935	27.993	1:03.928 (3)	81.99	0.358	10:12:59.596	
9 -	35.615	28.269	1:03.884 (2)	82.04	0.314	10:14:03.480	
10 -	35.941	28.475	1:04.416	81.37	0.846	10:15:07.896	

P16 7 C		Seb JENKINS		Suzuki GSX-R 1000 K6 - Long hours and hard graft			
IDEAL LAP TIME : 1:03.551		BEST LAP TIME : 1:03.584		DIFFERENCE : 0.033			
LAP	SECTOR 1	SECTOR 2	LAP TIME	MPH	DIFF	TIME OF DAY	
1 -		31.141	1:36.281	54.44	32.697	10:03:46.824	
2 -	37.820	29.742	1:07.562	77.58	3.978	10:04:54.386	
3 -	36.063	28.788	1:04.851	80.82	1.267	10:05:59.237	
4 -	36.481	28.563	1:05.044	80.58	1.460	10:07:04.281	
5 -	36.314	28.464	1:04.778	80.91	1.194	10:08:09.059	
6 -	36.605	28.231	1:04.836	80.84	1.252	10:09:13.895	
7 -	35.949	28.636	1:04.585 (2)	81.15	1.001	10:10:18.480	
8 -	35.675	27.909	1:03.584 (1)	82.43		10:11:22.064	
9 -	37.079	28.302	1:05.381	80.17	1.797	10:12:27.445	
10 -	36.248	28.429	1:04.677 (3)	81.04	1.093	10:13:32.122	
11 -	35.642	29.276	1:04.918	80.74	1.334	10:14:37.040	

BMCRC - MRO Championships 2023 - Rnd 2 @ Pembrey

Reactive Parts MRO Powerbikes inc Clubman 1000 & Thunderbike Ultra

QUALIFYING - SECTOR ANALYSIS



SECTOR 1 = FL to I1, SECTOR 2 = I1 to FL, DIFF = Difference To Personal Best Lap, P = Crossed Finish Line in Pit Lane, D = Time Disallowed

P17 40 U		Malcolm BATE		Suzuki GSXR1000 - Hartjay			
IDEAL LAP TIME : 1:04.371		BEST LAP TIME : 1:04.432		DIFFERENCE : 0.061			
LAP	SECTOR 1	SECTOR 2	LAP TIME	MPH	DIFF	TIME OF DAY	
1 -	43.174	30.545	1:13.719	71.10	9.287	10:03:31.059	
2 -	39.267	28.984	1:08.251	76.79	3.819	10:04:39.310	
3 -	39.156	30.279	1:09.435	75.48	5.003	10:05:48.745	
4 -	38.210	28.843	1:07.053	78.17	2.621	10:06:55.798	
5 -	36.824	28.782	1:05.606 (3)	79.89	1.174	10:08:01.404	
6 -	36.866	28.724	1:05.590 (2)	79.91	1.158	10:09:06.994	
7 -	38.889	31.489	1:10.378	74.47	5.946	10:10:17.372	
8 -	36.127	28.305	1:04.432 (1)	81.35		10:11:21.804	
9 -	38.265	28.244	1:06.509	78.81	2.077	10:12:28.313	
10 -	37.372	29.557	1:06.929	78.31	2.497	10:13:35.242	
11 -	37.625	29.804	1:07.429	77.73	2.997	10:14:42.671	

P18 82 U		Matt HINNELLS		Yamaha R1 - BD Racing			
IDEAL LAP TIME : 1:04.468		BEST LAP TIME : 1:04.540		DIFFERENCE : 0.072			
LAP	SECTOR 1	SECTOR 2	LAP TIME	MPH	DIFF	TIME OF DAY	
1 -	43.421	29.898	1:13.319	71.49	8.779	10:04:04.135	
2 -	37.371	28.324	1:05.695	79.78	1.155	10:05:09.830	
3 -	37.089	28.344	1:05.433	80.10	0.893	10:06:15.263	
4 -	36.890	28.295	1:05.185	80.41	0.645	10:07:20.448	
5 -	36.302	28.329	1:04.631 (2)	81.10	0.091	10:08:25.079	
6 -	36.505	28.257	1:04.762	80.93	0.222	10:09:29.841	
7 -	36.211	28.329	1:04.540 (1)	81.21		10:10:34.381	
8 -	36.429	28.287	1:04.716 (3)	80.99	0.176	10:11:39.097	
9 -	36.554	28.965	1:05.519	80.00	0.979	10:12:44.616	
10 -	36.707	28.939	1:05.646	79.84	1.106	10:13:50.262	
11 -	36.747	29.566	1:06.313	79.04	1.773	10:14:56.575	

P19 281 C		Daniel FARLEY		Suzuki GSXR - F-TECH FIRE & ELECTRICAL LTD			
IDEAL LAP TIME : 1:04.521		BEST LAP TIME : 1:04.825		DIFFERENCE : 0.304			
LAP	SECTOR 1	SECTOR 2	LAP TIME	MPH	DIFF	TIME OF DAY	
1 -	39.660	29.570	1:09.230	75.71	4.405	10:03:13.143	
2 -	36.925	28.346	1:05.271	80.30	0.446	10:04:18.414	
3 -	36.522	28.444	1:04.966 (3)	80.68	0.141	10:05:23.380	
4 -	36.617	28.366	1:04.983	80.66	0.158	10:06:28.363	
5 -	36.175	28.852	1:05.027	80.60	0.202	10:07:33.390	
6 -	37.066	29.329	1:06.395	78.94	1.570	10:08:39.785	
7 -	36.972	29.686	1:06.658	78.63	1.833	10:09:46.443	
8 -	36.215	28.671	1:04.886 (2)	80.78	0.061	10:10:51.329	
9 -	37.175	29.291	1:06.466	78.86	1.641	10:11:57.795	
10 -	37.336	29.160	1:06.496	78.82	1.671	10:13:04.291	
11 -	36.462	28.363	1:04.825 (1)	80.85		10:14:09.116	

P20 46 U		Simon GATES		Yamaha YZF R1 - Canine Plus			
IDEAL LAP TIME : 1:04.597		BEST LAP TIME : 1:04.884		DIFFERENCE : 0.287			
LAP	SECTOR 1	SECTOR 2	LAP TIME	MPH	DIFF	TIME OF DAY	
1 -	38.490	29.359	1:07.849	77.25	2.965	10:03:15.161	
2 -	37.130	28.209	1:05.339	80.22	0.455	10:04:20.500	
3 -	36.856	28.463	1:05.319 (3)	80.24	0.435	10:05:25.819	
4 -	37.125	29.638	1:06.763	78.51	1.879	10:06:32.582	
5 -	36.388	28.496	1:04.884 (1)	80.78		10:07:37.466	
6 -	37.334	28.278	1:05.612	79.88	0.728	10:08:43.078	
7 -	36.534	29.099	1:05.633	79.86	0.749	10:09:48.711	
8 -	36.610	28.486	1:05.096 (2)	80.52	0.212	10:10:53.807	
9 -	36.725	28.634	1:05.359	80.19	0.475	10:11:59.166	
10 -	36.709	30.525	1:07.234	77.96	2.350	10:13:06.400	

BMCRC - MRO Championships 2023 - Rnd 2 @ Pembrey

Reactive Parts MRO Powerbikes inc Clubman 1000 & Thunderbike Ultra

QUALIFYING - SECTOR ANALYSIS



SECTOR 1 = FL to I1, SECTOR 2 = I1 to FL, DIFF = Difference To Personal Best Lap, P = Crossed Finish Line in Pit Lane, D = Time Disallowed

P21		20 U		Connor SWYER		Suzuki GSXR 1000 K6 - WSC Performace & lleithyr farm & dad	
IDEAL LAP TIME : 1:04.612		BEST LAP TIME : 1:04.885		DIFFERENCE : 0.273			
LAP	SECTOR 1	SECTOR 2	LAP TIME	MPH	DIFF	TIME OF DAY	
1 -	47.189	32.233	1:19.422	65.99	14.537	10:03:30.317	
2 -	41.196	31.005	1:12.201	72.59	7.316	10:04:42.518	
3 -	39.752	30.004	1:09.756	75.14	4.871	10:05:52.274	
4 -	39.577	29.224	1:08.801	76.18	3.916	10:07:01.075	
5 -	37.846	29.370	1:07.216	77.98	2.331	10:08:08.291	
6 -	37.615	28.684	1:06.299	79.06	1.414	10:09:14.590	
7 -	37.055	28.389	1:05.444	80.09	0.559	10:10:20.034	
8 -	37.085	28.049	1:05.134 (2)	80.47	0.249	10:11:25.168	
9 -	36.673	28.212	1:04.885 (1)	80.78		10:12:30.053	
10 -	36.563	28.861	1:05.424 (3)	80.11	0.539	10:13:35.477	
11 -	39.958	30.029	1:09.987	74.89	5.102	10:14:45.464	

P22		184 C		Martyn DELLOW		Suzuki GSXR1000 - Kirdford Shotblasting	
IDEAL LAP TIME : 1:04.904		BEST LAP TIME : 1:04.904		DIFFERENCE : 0.000			
LAP	SECTOR 1	SECTOR 2	LAP TIME	MPH	DIFF	TIME OF DAY	
1 -	41.681	30.450	1:12.131	72.66	7.227	10:03:44.540	
2 -	38.389	29.037	1:07.426	77.73	2.522	10:04:51.966	
3 -	38.273	29.133	1:07.406	77.76	2.502	10:05:59.372	
4 -	37.423	29.237	1:06.660 (3)	78.63	1.756	10:07:06.032	
5 -	38.370	28.940	1:07.310	77.87	2.406	10:08:13.342	
6 -	37.600	29.068	1:06.668	78.62	1.764	10:09:20.010	
7 -	37.920	29.210	1:07.130	78.08	2.226	10:10:27.140	
8 -	37.824	29.456	1:07.280	77.90	2.376	10:11:34.420	
9 -	39.333	30.206	1:09.539	75.37	4.635	10:12:43.959	
10 -	37.159	28.696	1:05.855 (2)	79.59	0.951	10:13:49.814	
11 -	36.608	28.296	1:04.904 (1)	80.75		10:14:54.718	

P23		30 C		Alex PENRICE		Yamaha R1 - AP Motorcycles	
IDEAL LAP TIME :		BEST LAP TIME : 1:05.081		DIFFERENCE :			
LAP	SECTOR 1	SECTOR 2	LAP TIME	MPH	DIFF	TIME OF DAY	
1 -			1:18.059	67.14	12.978	10:03:29.897	
2 -			1:09.209	75.73	4.128	10:04:39.106	
3 -			1:07.238	77.95	2.157	10:05:46.344	
4 -			1:06.923	78.32	1.842	10:06:53.267	
5 -			1:06.419	78.91	1.338	10:07:59.686	
6 -			1:06.474	78.85	1.393	10:09:06.160	
7 -			1:05.579 (2)	79.92	0.498	10:10:11.739	
8 -			1:07.165	78.04	2.084	10:11:18.904	
9 -			1:05.666 (3)	79.82	0.585	10:12:24.570	
10 -			1:05.081 (1)	80.53		10:13:29.651	
11 -			1:07.906	77.18	2.825	10:14:37.557	

P24		63		Matthew WREN		Suzuki GSXR - TBR performance	
IDEAL LAP TIME : 1:05.121		BEST LAP TIME : 1:05.706		DIFFERENCE : 0.585			
LAP	SECTOR 1	SECTOR 2	LAP TIME	MPH	DIFF	TIME OF DAY	
1 -		32.748	1:25.824	61.07	20.118	10:03:31.146	
2 -	40.663	30.309	1:10.972	73.85	5.266	10:04:42.118	
3 -	38.368	29.598	1:07.966	77.12	2.260	10:05:50.084	
4 -		IN PIT	2:44.102	P 31.94	1:38.396	10:08:34.186	
5 -		29.152	1:14.260	70.58	8.554	10:09:48.446	
6 -	36.833	29.246	1:06.079	79.32	0.373	10:10:54.525	
7 -	37.337	28.785	1:06.122	79.27	0.416	10:12:00.647	
8 -	36.384	29.618	1:06.002 (2)	79.41	0.296	10:13:06.649	
9 -	36.969	28.737	1:05.706 (1)	79.77		10:14:12.355	
10 -	36.572	29.462	1:06.034 (3)	79.37	0.328	10:15:18.389	

BMCRC - MRO Championships 2023 - Rnd 2 @ Pembrey

Reactive Parts MRO Powerbikes inc Clubman 1000 & Thunderbike Ultra

QUALIFYING - SECTOR ANALYSIS



SECTOR 1 = FL to I1, SECTOR 2 = I1 to FL, DIFF = Difference To Personal Best Lap, P = Crossed Finish Line in Pit Lane, D = Time Disallowed

P25 333		Andrew HOUGHTON		BMW S1000RR - Bahnstormer BMW		
IDEAL LAP TIME : 1:05.724		BEST LAP TIME : 1:05.724		DIFFERENCE : 0.000		
LAP	SECTOR 1	SECTOR 2	LAP TIME	MPH	DIFF	TIME OF DAY
1 -		30.935	1:23.701	62.62	17.977	10:03:25.691
2 -	40.623	29.916	1:10.539	74.30	4.815	10:04:36.230
3 -	39.529	29.718	1:09.247	75.69	3.523	10:05:45.477
4 -	38.062	29.474	1:07.536	77.61	1.812	10:06:53.013
5 -	37.405	28.937	1:06.342 (2)	79.00	0.618	10:07:59.355
6 -	37.432	29.248	1:06.680 (3)	78.60	0.956	10:09:06.035
7 -	39.067	29.592	1:08.659	76.34	2.935	10:10:14.694
8 -	37.060	28.664	1:05.724 (1)	79.75		10:11:20.418
9 -	38.338	28.717	1:07.055	78.16	1.331	10:12:27.473
10 -	37.973	29.667	1:07.640	77.49	1.916	10:13:35.113
11 -	37.533	29.873	1:07.406	77.76	1.682	10:14:42.519

P26 8 U		Dave SAUNDERS		Suzuki GSXR1000 - Mum/Dad/JW MOT/Parks Utility		
IDEAL LAP TIME : 1:05.857		BEST LAP TIME : 1:05.873		DIFFERENCE : 0.016		
LAP	SECTOR 1	SECTOR 2	LAP TIME	MPH	DIFF	TIME OF DAY
1 -	47.705	33.293	1:20.998	64.71	15.125	10:03:36.507
2 -	41.225	30.804	1:12.029	72.77	6.156	10:04:48.536
3 -	39.117	29.765	1:08.882	76.09	3.009	10:05:57.418
4 -	39.094	29.203	1:08.297	76.74	2.424	10:07:05.715
5 -	37.972	29.001	1:06.973	78.26	1.100	10:08:12.688
6 -	37.635	28.854	1:06.489	78.83	0.616	10:09:19.177
7 -	37.703	29.294	1:06.997	78.23	1.124	10:10:26.174
8 -	38.154	30.456	1:08.610	76.39	2.737	10:11:34.784
9 -	37.300	28.840	1:06.140 (2)	79.25	0.267	10:12:40.924
10 -	37.925	28.557	1:06.482 (3)	78.84	0.609	10:13:47.406
11 -	37.315	28.558	1:05.873 (1)	79.57		10:14:53.279

P27 59 U		Hayden RUSHTON		Ducati 999 -		
IDEAL LAP TIME : 1:05.900		BEST LAP TIME : 1:05.900		DIFFERENCE : 0.000		
LAP	SECTOR 1	SECTOR 2	LAP TIME	MPH	DIFF	TIME OF DAY
1 -		30.655	1:21.365	64.42	15.465	10:04:37.741
2 -	38.241	29.794	1:08.035	77.04	2.135	10:05:45.776
3 -	38.027	29.865	1:07.892 (3)	77.20	1.992	10:06:53.668
4 -	37.641	29.475	1:07.116 (2)	78.09	1.216	10:08:00.784
5 -	37.130	28.770	1:05.900 (1)	79.53		10:09:06.684
6 -	38.837	IN PIT	1:29.001 P	58.89	23.101	10:10:35.685

P28 19 U		Tyler DONOVAN		Kawasaki ZX10R - Tinder Corp		
IDEAL LAP TIME : 1:06.123		BEST LAP TIME : 1:06.123		DIFFERENCE : 0.000		
LAP	SECTOR 1	SECTOR 2	LAP TIME	MPH	DIFF	TIME OF DAY
1 -		30.108	1:19.626	65.82	13.503	10:09:00.711
2 -	39.057	29.089	1:08.146	76.91	2.023	10:10:08.857
3 -	38.235	29.116	1:07.351 (3)	77.82	1.228	10:11:16.208
4 -	37.494	29.194	1:06.688 (2)	78.59	0.565	10:12:22.896
5 -	37.134	28.989	1:06.123 (1)	79.27		10:13:29.019
6 -	37.261	30.896	1:08.157	76.90	2.034	10:14:37.176

BMCRC - MRO Championships 2023 - Rnd 2 @ Pembrey

Reactive Parts MRO Powerbikes inc Clubman 1000 & Thunderbike Ultra

QUALIFYING - SECTOR ANALYSIS



SECTOR 1 = FL to I1, SECTOR 2 = I1 to FL, DIFF = Difference To Personal Best Lap, P = Crossed Finish Line in Pit Lane, D = Time Disallowed

P29 24 U		Mark REYNOLDS		Yamaha R1 4C8 -			
IDEAL LAP TIME : 1:07.947		BEST LAP TIME : 1:08.074		DIFFERENCE : 0.127			
LAP	SECTOR 1	SECTOR 2	LAP TIME	MPH	DIFF	TIME OF DAY	
1 -	47.773	31.452	1:19.225	66.16	11.151	10:03:27.658	
2 -	39.916	31.272	1:11.188	73.63	3.114	10:04:38.846	
3 -	39.431	30.211	1:09.642	75.26	1.568	10:05:48.488	
4 -	41.455	30.117	1:11.572	73.23	3.498	10:07:00.060	
5 -	38.035	30.039	1:08.074 (1)	76.99		10:08:08.134	
6 -	38.890	30.056	1:08.946	76.02	0.872	10:09:17.080	
7 -	38.461	30.289	1:08.750	76.24	0.676	10:10:25.830	
8 -	38.208	30.255	1:08.463 (3)	76.56	0.389	10:11:34.293	
9 -	39.843	30.398	1:10.241	74.62	2.167	10:12:44.534	
10 -	38.407	30.659	1:09.066	75.89	0.992	10:13:53.600	
11 -	38.372	29.912	1:08.284 (2)	76.76	0.210	10:15:01.884	

P30 21 U		Danny BRENNAN		Suzuki GSXR 1000 -			
IDEAL LAP TIME : 1:10.590		BEST LAP TIME : 1:10.590		DIFFERENCE : 0.000			
LAP	SECTOR 1	SECTOR 2	LAP TIME	MPH	DIFF	TIME OF DAY	
1 -	46.457	35.458	1:21.915	63.98	11.325	10:04:06.728	
2 -	41.647	31.705	1:13.352	71.45	2.762	10:05:20.080	
3 -	40.332	32.290	1:12.622	72.17	2.032	10:06:32.702	
4 -	40.366	32.497	1:12.863	71.93	2.273	10:07:45.565	
5 -	40.183	31.424	1:11.607 (3)	73.19	1.017	10:08:57.172	
6 -	39.259	31.331	1:10.590 (1)	74.25		10:10:07.762	
7 -	39.717	31.554	1:11.271 (2)	73.54	0.681	10:11:19.033	

P31 45 U		Chad HASHMI		Suzuki GSXR1000 -			
IDEAL LAP TIME : 1:18.139		BEST LAP TIME : 1:18.981		DIFFERENCE : 0.842			
LAP	SECTOR 1	SECTOR 2	LAP TIME	MPH	DIFF	TIME OF DAY	
1 -		41.297	1:53.378	46.23	34.397	10:07:28.890	
2 -	51.620	37.294	1:28.914	58.95	9.933	10:08:57.804	
3 -	45.389	35.713	1:21.102 (2)	64.62	2.121	10:10:18.906	
4 -	43.888	IN PIT	2:08.399 P	40.82	49.418	10:12:27.305	
5 -		35.206	1:28.212 (3)	59.42	9.231	10:13:55.517	
6 -	44.730	34.251	1:18.981 (1)	66.36		10:15:14.498	

BMCRC - MRO Championships 2023 - Rnd 2 @ Pembrey

BMCRC Thunderbike Sport & BMCRC SuperTwins & Thunderbike Extreme

QUALIFYING - SECTOR ANALYSIS



SECTOR 1 = FL to I1, SECTOR 2 = I1 to FL, DIFF = Difference To Personal Best Lap, P = Crossed Finish Line in Pit Lane, D = Time Disallowed

P1		0		Jeremy HILL		Yamaha R6 - Silver Arrows Racing / LT-Info.com	
IDEAL LAP TIME : 1:03.685		BEST LAP TIME : 1:03.883		DIFFERENCE : 0.198			
LAP	SECTOR 1	SECTOR 2	LAP TIME	MPH	DIFF	TIME OF DAY	
1 -		31.399	1:20.972	64.73	17.089	09:34:09.080	
2 -	37.170	28.473	1:05.643	79.85	1.760	09:35:14.723	
3 -	36.088	28.419	1:04.507 (3)	81.25	0.624	09:36:19.230	
4 -	35.712	28.171	1:03.883 (1)	82.04		09:37:23.113	
5 -	35.514	28.369	1:03.883 (1)	82.04		09:38:26.996	

P2		52 E		Barry MANTELL		Honda 929 FIREBLADE - Swedish car connection	
IDEAL LAP TIME : 1:04.407		BEST LAP TIME : 1:04.517		DIFFERENCE : 0.110			
LAP	SECTOR 1	SECTOR 2	LAP TIME	MPH	DIFF	TIME OF DAY	
1 -	44.795	30.306	1:15.101	69.79	10.584	09:32:52.510	
2 -	38.758	30.507	1:09.265	75.67	4.748	09:34:01.775	
3 -	37.246	28.818	1:06.064	79.34	1.547	09:35:07.839	
4 -	36.824	28.325	1:05.149 (2)	80.45	0.632	09:36:12.988	
5 -	36.762	29.575	1:06.337	79.01	1.820	09:37:19.325	
6 -	37.339	29.296	1:06.635	78.66	2.118	09:38:25.960	
7 -	38.783	29.691	1:08.474	76.54	3.957	09:39:34.434	
8 -	37.608	29.530	1:07.138	78.07	2.621	09:40:41.572	
9 -	36.799	28.894	1:05.693 (3)	79.78	1.176	09:41:47.265	
10 -	36.082	28.435	1:04.517 (1)	81.24		09:42:51.782	
11 -	37.324	28.703	1:06.027	79.38	1.510	09:43:57.809	

P3		118 E		Darren CORKETT		Suzuki GSXR 600 - Jackson & Phillips	
IDEAL LAP TIME : 1:04.574		BEST LAP TIME : 1:04.574		DIFFERENCE : 0.000			
LAP	SECTOR 1	SECTOR 2	LAP TIME	MPH	DIFF	TIME OF DAY	
1 -	44.818	30.943	1:15.761	69.18	11.187	09:32:52.324	
2 -	38.393	31.010	1:09.403	75.52	4.829	09:34:01.727	
3 -	37.625	28.914	1:06.539	78.77	1.965	09:35:08.266	
4 -	36.801	28.762	1:05.563	79.94	0.989	09:36:13.829	
5 -	36.879	28.835	1:05.714	79.76	1.140	09:37:19.543	
6 -	37.598	29.042	1:06.640	78.65	2.066	09:38:26.183	
7 -	38.709	29.705	1:08.414	76.61	3.840	09:39:34.597	
8 -	37.757	30.040	1:07.797	77.31	3.223	09:40:42.394	
9 -	36.239	28.852	1:05.091 (2)	80.52	0.517	09:41:47.485	
10 -	36.142	28.432	1:04.574 (1)	81.17		09:42:52.059	
11 -	36.813	28.485	1:05.298 (3)	80.27	0.724	09:43:57.357	

P4		151		Andy DENYER		Yamaha OW01 -	
IDEAL LAP TIME : 1:04.743		BEST LAP TIME : 1:04.841		DIFFERENCE : 0.098			
LAP	SECTOR 1	SECTOR 2	LAP TIME	MPH	DIFF	TIME OF DAY	
1 -			1:17.394	67.72	12.553	09:32:59.801	
2 -			1:09.967	74.91	5.126	09:34:09.768	
3 -			1:06.537	78.77	1.696	09:35:16.305	
4 -	36.354	28.672	1:05.026	80.60	0.185	09:36:21.331	
5 -	36.742	28.785	1:05.527	79.99	0.686	09:37:26.858	
6 -	36.402	28.439	1:04.841 (1)	80.83		09:38:31.699	
7 -			1:09.662	75.24	4.821	09:39:41.361	
8 -			1:06.022	79.39	1.181	09:40:47.383	
9 -			1:06.575	78.73	1.734	09:41:53.958	
10 -			1:04.888 (3)	80.77	0.047	09:42:58.846	
11 -	36.304	28.570	1:04.874 (2)	80.79	0.033	09:44:03.720	

BMCRC - MRO Championships 2023 - Rnd 2 @ Pembrey

BMCRC Thunderbike Sport & BMCRC SuperTwins & Thunderbike Extreme

QUALIFYING - SECTOR ANALYSIS



SECTOR 1 = FL to I1, SECTOR 2 = I1 to FL, DIFF = Difference To Personal Best Lap, P = Crossed Finish Line in Pit Lane, D = Time Disallowed

P5		994 R		Adrian HOWARD		Suzuki GSXR 600 -	
IDEAL LAP TIME : 1:05.359		BEST LAP TIME : 1:05.359		DIFFERENCE : 0.000			
LAP	SECTOR 1	SECTOR 2	LAP TIME	MPH	DIFF	TIME OF DAY	
1 -	45.808	33.636	1:19.444	65.97	14.085	09:32:57.448	
2 -	40.455	30.607	1:11.062	73.76	5.703	09:34:08.510	
3 -	37.950	30.028	1:07.978	77.10	2.619	09:35:16.488	
4 -	37.214	29.188	1:06.402	78.93	1.043	09:36:22.890	
5 -	36.689	28.670	1:05.359 (1)	80.19		09:37:28.249	
6 -	36.729	28.966	1:05.695 (2)	79.78	0.336	09:38:33.944	
7 -	37.844	29.434	1:07.278	77.90	1.919	09:39:41.222	
8 -	37.741	30.911	1:08.652	76.35	3.293	09:40:49.874	
9 -	37.847	29.658	1:07.505	77.64	2.146	09:41:57.379	
10 -	36.838	29.118	1:05.956 (3)	79.47	0.597	09:43:03.335	
11 -	36.970	29.364	1:06.334	79.01	0.975	09:44:09.669	

P6		129 E		Derek CRIPPS		Yamaha R1 - Team FBR	
IDEAL LAP TIME : 1:05.235		BEST LAP TIME : 1:05.631		DIFFERENCE : 0.396			
LAP	SECTOR 1	SECTOR 2	LAP TIME	MPH	DIFF	TIME OF DAY	
1 -	44.158	31.378	1:15.536	69.39	9.905	09:32:48.227	
2 -	38.611	29.669	1:08.280	76.76	2.649	09:33:56.507	
3 -	38.112	29.286	1:07.398	77.77	1.767	09:35:03.905	
4 -	37.669	28.593	1:06.262 (3)	79.10	0.631	09:36:10.167	
5 -	36.642	28.989	1:05.631 (1)	79.86		09:37:15.798	
6 -	37.086	29.042	1:06.128 (2)	79.26	0.497	09:38:21.926	

P7		25		Harrison DAY		Yamaha R6 -	
IDEAL LAP TIME : 1:05.862		BEST LAP TIME : 1:05.862		DIFFERENCE : 0.000			
LAP	SECTOR 1	SECTOR 2	LAP TIME	MPH	DIFF	TIME OF DAY	
1 -	47.108	34.101	1:21.209	64.54	15.347	09:32:57.529	
2 -	41.047	31.225	1:12.272	72.52	6.410	09:34:09.801	
3 -	39.584	32.440	1:12.024	72.77	6.162	09:35:21.825	
4 -	39.026	33.968	1:12.994	71.80	7.132	09:36:34.819	
5 -	37.877	29.270	1:07.147	78.06	1.285	09:37:41.966	
6 -	37.736	29.034	1:06.770 (3)	78.50	0.908	09:38:48.736	
7 -	37.786	29.698	1:07.484	77.67	1.622	09:39:56.220	
8 -	37.198	28.664	1:05.862 (1)	79.58		09:41:02.082	
9 -	37.451	29.026	1:06.477 (2)	78.84	0.615	09:42:08.559	
10 -	37.558	29.789	1:07.347	77.82	1.485	09:43:15.906	
11 -	41.387	29.310	1:10.697	74.14	4.835	09:44:26.603	

P8		69		Tony RUSSO		Yamaha R6 - Wymark Lubricants	
IDEAL LAP TIME : 1:05.875		BEST LAP TIME : 1:05.875		DIFFERENCE : 0.000			
LAP	SECTOR 1	SECTOR 2	LAP TIME	MPH	DIFF	TIME OF DAY	
1 -	47.191	32.806	1:19.997	65.52	14.122	09:32:55.341	
2 -	42.782	31.519	1:14.301	70.54	8.426	09:34:09.642	
3 -	39.523	31.612	1:11.135	73.68	5.260	09:35:20.777	
4 -	39.843	33.415	1:13.258	71.54	7.383	09:36:34.035	
5 -	38.480	29.149	1:07.629	77.50	1.754	09:37:41.664	
6 -	37.798	29.095	1:06.893	78.35	1.018	09:38:48.557	
7 -	37.598	29.313	1:06.911	78.33	1.036	09:39:55.468	
8 -	37.051	28.824	1:05.875 (1)	79.56		09:41:01.343	
9 -	37.239	29.072	1:06.311 (3)	79.04	0.436	09:42:07.654	
10 -	37.327	29.207	1:06.534	78.78	0.659	09:43:14.188	
11 -	37.276	28.977	1:06.253 (2)	79.11	0.378	09:44:20.441	

BMCRC - MRO Championships 2023 - Rnd 2 @ Pembrey

BMCRC Thunderbike Sport & BMCRC SuperTwins & Thunderbike Extreme

QUALIFYING - SECTOR ANALYSIS



SECTOR 1 = FL to I1, SECTOR 2 = I1 to FL, DIFF = Difference To Personal Best Lap, P = Crossed Finish Line in Pit Lane, D = Time Disallowed

P9 48		Shaun WALLIS		Yamaha R6 - MBC Despatch Racing			
IDEAL LAP TIME : 1:06.117		BEST LAP TIME : 1:06.204		DIFFERENCE : 0.087			
LAP	SECTOR 1	SECTOR 2	LAP TIME	MPH	DIFF	TIME OF DAY	
1 -	43.165	31.432	1:14.597	70.26	8.393	09:32:44.909	
2 -	39.487	30.744	1:10.231	74.63	4.027	09:33:55.140	
3 -	38.352	30.240	1:08.592	76.41	2.388	09:35:03.732	
4 -	38.157	29.667	1:07.824	77.28	1.620	09:36:11.556	
5 -	37.918	29.714	1:07.632	77.50	1.428	09:37:19.188	
6 -	38.236	29.240	1:07.476 (3)	77.68	1.272	09:38:26.664	
7 -	39.064	30.590	1:09.654	75.25	3.450	09:39:36.318	
8 -	37.520	30.123	1:07.643	77.48	1.439	09:40:43.961	
9 -	39.815	30.133	1:09.948	74.93	3.744	09:41:53.909	
10 -	37.651	29.655	1:07.306 (2)	77.87	1.102	09:43:01.215	
11 -	36.877	29.327	1:06.204 (1)	79.17		09:44:07.419	

P10 77		David MAY		Suzuki GSXR600 - Orchard cooling/ team Silver Arrows			
IDEAL LAP TIME : 1:06.247		BEST LAP TIME : 1:06.247		DIFFERENCE : 0.000			
LAP	SECTOR 1	SECTOR 2	LAP TIME	MPH	DIFF	TIME OF DAY	
1 -	42.292	30.005	1:12.297	72.50	6.050	09:32:45.881	
2 -	40.286	30.203	1:10.489	74.36	4.242	09:33:56.370	
3 -	37.985	30.500	1:08.485	76.53	2.238	09:35:04.855	
4 -	37.332	29.506	1:06.838 (3)	78.42	0.591	09:36:11.693	
5 -	37.541	29.338	1:06.879	78.37	0.632	09:37:18.572	
6 -	37.675	29.339	1:07.014	78.21	0.767	09:38:25.586	
7 -	38.805	29.966	1:08.771	76.21	2.524	09:39:34.357	
8 -	38.594	30.845	1:09.439	75.48	3.192	09:40:43.796	
9 -	37.123	29.124	1:06.247 (1)	79.12		09:41:50.043	
10 -	37.318	29.133	1:06.451 (2)	78.87	0.204	09:42:56.494	
11 -	37.796	29.255	1:07.051	78.17	0.804	09:44:03.545	

P11 57		Paul NEWMAN		Yamaha R6 - Scarlett racing			
IDEAL LAP TIME : 1:06.375		BEST LAP TIME : 1:06.382		DIFFERENCE : 0.007			
LAP	SECTOR 1	SECTOR 2	LAP TIME	MPH	DIFF	TIME OF DAY	
1 -	40.317	30.953	1:11.270	73.54	4.888	09:32:41.835	
2 -	38.814	30.040	1:08.854	76.12	2.472	09:33:50.689	
3 -	37.280	29.812	1:07.092	78.12	0.710	09:34:57.781	
4 -	37.169	29.357	1:06.526 (2)	78.79	0.144	09:36:04.307	
5 -	37.060	29.513	1:06.573 (3)	78.73	0.191	09:37:10.880	
6 -	37.067	29.315	1:06.382 (1)	78.96		09:38:17.262	

P12 11		Malcolm BATE		Yamaha R6 - Hartjay			
IDEAL LAP TIME : 1:07.392		BEST LAP TIME : 1:07.392		DIFFERENCE : 0.000			
LAP	SECTOR 1	SECTOR 2	LAP TIME	MPH	DIFF	TIME OF DAY	
1 -	45.567	33.494	1:19.061	66.29	11.669	09:33:03.835	
2 -	41.695	31.053	1:12.748	72.05	5.356	09:34:16.583	
3 -	40.167	34.530	1:14.697	70.17	7.305	09:35:31.280	
4 -	39.619	30.647	1:10.266	74.59	2.874	09:36:41.546	
5 -	38.503	30.028	1:08.531	76.48	1.139	09:37:50.077	
6 -	38.065	30.033	1:08.098	76.97	0.706	09:38:58.175	
7 -	38.010	30.053	1:08.063	77.01	0.671	09:40:06.238	
8 -	37.845	30.170	1:08.015 (3)	77.06	0.623	09:41:14.253	
9 -	37.863	29.994	1:07.857 (2)	77.24	0.465	09:42:22.110	
10 -	37.481	29.911	1:07.392 (1)	77.77		09:43:29.502	
11 -	38.736	30.024	1:08.760	76.23	1.368	09:44:38.262	

BMCRC - MRO Championships 2023 - Rnd 2 @ Pembrey

BMCRC Thunderbike Sport & BMCRC SuperTwins & Thunderbike Extreme

QUALIFYING - SECTOR ANALYSIS



SECTOR 1 = FL to I1, SECTOR 2 = I1 to FL, DIFF = Difference To Personal Best Lap, P = Crossed Finish Line in Pit Lane, D = Time Disallowed

P13 97 Alex MANN		Honda CBR600RR - Michael Jones Jeweller, Esprit Group, Carl				
IDEAL LAP TIME : 1:07.384		BEST LAP TIME : 1:07.718		DIFFERENCE : 0.334		
LAP	SECTOR 1	SECTOR 2	LAP TIME	MPH	DIFF	TIME OF DAY
1 -	42.972	31.488	1:14.460	70.39	6.742	09:32:45.458
2 -	39.458	30.371	1:09.829	75.06	2.111	09:33:55.287
3 -	38.615	30.824	1:09.439	75.48	1.721	09:35:04.726
4 -	38.559	29.309	1:07.868 (2)	77.23	0.150	09:36:12.594
5 -	39.978	30.330	1:10.308	74.55	2.590	09:37:22.902
6 -	38.075	29.643	1:07.718 (1)	77.40		09:38:30.620
7 -	39.502	29.753	1:09.255 (3)	75.68	1.537	09:39:39.875
8 -	38.925	IN PIT	1:55.752 P	45.28	48.034	09:41:35.627

P14 139 E Rob MARLEY		Honda CBR600F3 - PearTree Racing				
IDEAL LAP TIME : 1:07.812		BEST LAP TIME : 1:08.215		DIFFERENCE : 0.403		
LAP	SECTOR 1	SECTOR 2	LAP TIME	MPH	DIFF	TIME OF DAY
1 -	44.984	32.684	1:17.668	67.48	9.453	09:32:49.346
2 -	40.730	31.524	1:12.254	72.54	4.039	09:34:01.600
3 -	39.967	31.055	1:11.022	73.80	2.807	09:35:12.622
4 -	39.673	30.522	1:10.195	74.67	1.980	09:36:22.817
5 -	39.118	30.342	1:09.460 (3)	75.46	1.245	09:37:32.277
6 -	39.551	30.462	1:10.013	74.86	1.798	09:38:42.290
7 -	39.701	29.804	1:09.505	75.41	1.290	09:39:51.795
8 -	38.954	30.486	1:09.440 (2)	75.48	1.225	09:41:01.235
9 -	40.340	31.010	1:11.350	73.46	3.135	09:42:12.585
10 -	38.008	30.207	1:08.215 (1)	76.83		09:43:20.800
11 -	40.473	30.158	1:10.631	74.21	2.416	09:44:31.431

P15 81 Malvern MAY		Honda CBR600RR - IMP racing				
IDEAL LAP TIME : 1:08.518		BEST LAP TIME : 1:08.518		DIFFERENCE : 0.000		
LAP	SECTOR 1	SECTOR 2	LAP TIME	MPH	DIFF	TIME OF DAY
1 -	47.624	34.532	1:22.156	63.80	13.638	09:33:02.839
2 -	43.514	33.536	1:17.050	68.02	8.532	09:34:19.889
3 -	40.672	34.476	1:15.148	69.75	6.630	09:35:35.037
4 -	41.007	31.147	1:12.154	72.64	3.636	09:36:47.191
5 -	39.576	30.668	1:10.244	74.61	1.726	09:37:57.435
6 -	39.695	30.868	1:10.563	74.28	2.045	09:39:07.998
7 -	39.486	30.636	1:10.122	74.74	1.604	09:40:18.120
8 -	39.204	30.527	1:09.731 (3)	75.16	1.213	09:41:27.851
9 -	39.183	30.669	1:09.852	75.03	1.334	09:42:37.703
10 -	38.968	30.258	1:09.226 (2)	75.71	0.708	09:43:46.929
11 -	38.342	30.176	1:08.518 (1)	76.49		09:44:55.447

P16 6 E Andrew FIRTH		Yamaha YZF-R1 - LTRmotorcycles.co.uk / Palmer Race Skool /				
IDEAL LAP TIME : 1:08.569		BEST LAP TIME : 1:08.667		DIFFERENCE : 0.098		
LAP	SECTOR 1	SECTOR 2	LAP TIME	MPH	DIFF	TIME OF DAY
1 -	47.325	35.311	1:22.636	63.42	13.969	09:33:04.180
2 -	44.352	32.836	1:17.188	67.90	8.521	09:34:21.368
3 -	40.919	32.790	1:13.709	71.11	5.042	09:35:35.077
4 -	40.023	30.670	1:10.693	74.14	2.026	09:36:45.770
5 -	40.367	30.694	1:11.061	73.76	2.394	09:37:56.831
6 -	39.850	30.629	1:10.479	74.37	1.812	09:39:07.310
7 -	39.685	30.678	1:10.363	74.49	1.696	09:40:17.673
8 -	39.224	30.336	1:09.560 (3)	75.35	0.893	09:41:27.233
9 -	39.333	30.489	1:09.822	75.07	1.155	09:42:37.055
10 -	38.969	29.802	1:08.771 (2)	76.21	0.104	09:43:45.826
11 -	38.767	29.900	1:08.667 (1)	76.33		09:44:54.493

BMCRC - MRO Championships 2023 - Rnd 2 @ Pembrey

BMCRC Thunderbike Sport & BMCRC SuperTwins & Thunderbike Extreme

QUALIFYING - SECTOR ANALYSIS



SECTOR 1 = FL to I1, SECTOR 2 = I1 to FL, DIFF = Difference To Personal Best Lap, P = Crossed Finish Line in Pit Lane, D = Time Disallowed

P17 44 SUP		Tony PARKER		Kawasaki ER650RR - insta/youtube 44notpol			
IDEAL LAP TIME : 1:08.997		BEST LAP TIME : 1:08.997		DIFFERENCE : 0.000			
LAP	SECTOR 1	SECTOR 2	LAP TIME	MPH	DIFF	TIME OF DAY	
1 -	47.607	34.912	1:22.519	63.51	13.522	09:32:58.259	
2 -	41.525	31.927	1:13.452	71.36	4.455	09:34:11.711	
3 -	42.587	35.261	1:17.848	67.33	8.851	09:35:29.559	
4 -	42.368	31.480	1:13.848	70.97	4.851	09:36:43.407	
5 -	39.325	30.860	1:10.185	74.68	1.188	09:37:53.592	
6 -	38.563	30.542	1:09.105 (2)	75.84	0.108	09:39:02.697	
7 -	38.537	30.861	1:09.398 (3)	75.52	0.401	09:40:12.095	
8 -	38.930	30.597	1:09.527	75.38	0.530	09:41:21.622	
9 -	38.509	30.488	1:08.997 (1)	75.96		09:42:30.619	
10 -	38.651	31.204	1:09.855	75.03	0.858	09:43:40.474	
11 -	40.331	30.534	1:10.865	73.96	1.868	09:44:51.339	

P18 191		Justin GRAVE		Suzuki SV650 -			
IDEAL LAP TIME :		BEST LAP TIME : 1:09.431		DIFFERENCE :			
LAP	SECTOR 1	SECTOR 2	LAP TIME	MPH	DIFF	TIME OF DAY	
1 -			1:19.928	65.57	10.497	09:32:59.017	
2 -			1:15.859	69.09	6.428	09:34:14.876	
3 -			1:16.403	68.60	6.972	09:35:31.279	
4 -			1:13.564	71.25	4.133	09:36:44.843	
5 -			1:10.389	74.46	0.958	09:37:55.232	
6 -			1:09.884 (3)	75.00	0.453	09:39:05.116	
7 -			1:09.721 (2)	75.17	0.290	09:40:14.837	
8 -			1:09.431 (1)	75.49		09:41:24.268	

P19 58 SUP		Michael ALLEN		Kawasaki ER6 -			
IDEAL LAP TIME : 1:09.322		BEST LAP TIME : 1:10.441		DIFFERENCE : 1.119			
LAP	SECTOR 1	SECTOR 2	LAP TIME	MPH	DIFF	TIME OF DAY	
1 -	45.899	33.452	1:19.351	66.05	8.910	09:32:57.145	
2 -	40.155	31.397	1:11.552 (3)	73.25	1.111	09:34:08.697	
3 -	39.784	30.657	1:10.441 (1)	74.41		09:35:19.138	
4 -	38.665	32.762	1:11.427 (2)	73.38	0.986	09:36:30.565	

P20 27 R		Matthew CHAM		-			
IDEAL LAP TIME : 1:11.411		BEST LAP TIME : 1:11.411		DIFFERENCE : 0.000			
LAP	SECTOR 1	SECTOR 2	LAP TIME	MPH	DIFF	TIME OF DAY	
1 -	47.312	35.348	1:22.660	63.41	11.249	09:33:04.634	
2 -	44.215	33.025	1:17.240	67.86	5.829	09:34:21.874	
3 -	42.402	32.407	1:14.809	70.06	3.398	09:35:36.683	
4 -	40.118	31.293	1:11.411 (1)	73.40		09:36:48.094	
5 -	41.013	31.799	1:12.812 (3)	71.98	1.401	09:38:00.906	
6 -	40.118	32.107	1:12.225 (2)	72.57	0.814	09:39:13.131	

P21 84		Ricardo BRANCO		Yamaha R6 - IMP Racing			
IDEAL LAP TIME : 1:12.310		BEST LAP TIME : 1:12.310		DIFFERENCE : 0.000			
LAP	SECTOR 1	SECTOR 2	LAP TIME	MPH	DIFF	TIME OF DAY	
1 -	51.054	37.825	1:28.879	58.97	16.569	09:33:12.573	
2 -	46.878	34.949	1:21.827	64.05	9.517	09:34:34.400	
3 -	44.409	35.768	1:20.177	65.37	7.867	09:35:54.577	
4 -	43.236	32.954	1:16.190	68.79	3.880	09:37:10.767	
5 -	41.281	31.759	1:13.040 (3)	71.76	0.730	09:38:23.807	
6 -	41.598	31.754	1:13.352	71.45	1.042	09:39:37.159	
7 -	41.166	31.695	1:12.861 (2)	71.93	0.551	09:40:50.020	
8 -	41.535	31.797	1:13.332	71.47	1.022	09:42:03.352	
9 -	40.801	31.509	1:12.310 (1)	72.48		09:43:15.662	
10 -	41.696	32.419	1:14.115	70.72	1.805	09:44:29.777	

BMCRC - MRO Championships 2023 - Rnd 2 @ Pembrey

BMCRC Thunderbike Sport & BMCRC SuperTwins & Thunderbike Extreme

QUALIFYING - SECTOR ANALYSIS



SECTOR 1 = FL to I1, SECTOR 2 = I1 to FL, DIFF = Difference To Personal Best Lap, P = Crossed Finish Line in Pit Lane, D = Time Disallowed

P22 51		Paul BEESLEY		Yamaha R6 -			
IDEAL LAP TIME : 1:12.884		BEST LAP TIME : 1:13.182		DIFFERENCE : 0.298			
LAP	SECTOR 1	SECTOR 2	LAP TIME	MPH	DIFF	TIME OF DAY	
1 -	51.349	36.253	1:27.602	59.83	14.420	09:33:13.014	
2 -	47.051	34.870	1:21.921	63.98	8.739	09:34:34.935	
3 -	44.425	35.836	1:20.261	65.30	7.079	09:35:55.196	
4 -	44.259	33.188	1:17.447	67.67	4.265	09:37:12.643	
5 -	43.258	32.573	1:15.831	69.12	2.649	09:38:28.474	
6 -	42.941	32.998	1:15.939	69.02	2.757	09:39:44.413	
7 -	41.898	32.741	1:14.639	70.22	1.457	09:40:59.052	
8 -	41.627	32.801	1:14.428 (3)	70.42	1.246	09:42:13.480	
9 -	40.986	32.196	1:13.182 (1)	71.62		09:43:26.662	
10 -	41.361	31.898	1:13.259 (2)	71.54	0.077	09:44:39.921	

P23 66		Mark SMITH		Yamaha R6 - IMP RACING			
IDEAL LAP TIME : 1:14.391		BEST LAP TIME : 1:14.507		DIFFERENCE : 0.116			
LAP	SECTOR 1	SECTOR 2	LAP TIME	MPH	DIFF	TIME OF DAY	
1 -	51.277	36.099	1:27.376	59.98	12.869	09:33:03.893	
2 -	44.294	33.155	1:17.449	67.67	2.942	09:34:21.342	
3 -	43.003	33.819	1:16.822	68.23	2.315	09:35:38.164	
4 -	44.068	34.203	1:18.271	66.96	3.764	09:36:56.435	
5 -	43.141	32.692	1:15.833	69.12	1.326	09:38:12.268	
6 -	43.200	33.341	1:16.541	68.48	2.034	09:39:28.809	
7 -	42.344	32.422	1:14.766 (2)	70.10	0.259	09:40:43.575	
8 -	42.110	32.397	1:14.507 (1)	70.35		09:41:58.082	
9 -	42.947	32.281	1:15.228 (3)	69.67	0.721	09:43:13.310	
10 -	43.760	32.400	1:16.160	68.82	1.653	09:44:29.470	

P24 689		David TREVEIL		Yamaha YZF-R6 -			
IDEAL LAP TIME : 1:15.533		BEST LAP TIME : 1:15.542		DIFFERENCE : 0.009			
LAP	SECTOR 1	SECTOR 2	LAP TIME	MPH	DIFF	TIME OF DAY	
1 -	49.230	37.088	1:26.318	60.72	10.776	09:33:00.241	
2 -	45.109	34.031	1:19.140	66.23	3.598	09:34:19.381	
3 -	43.708	33.465	1:17.173	67.92	1.631	09:35:36.554	
4 -	45.193	34.395	1:19.588	65.85	4.046	09:36:56.142	
5 -	44.250	33.026	1:17.276	67.82	1.734	09:38:13.418	
6 -	43.825	33.417	1:17.242	67.85	1.700	09:39:30.660	
7 -	42.678	33.410	1:16.088 (2)	68.88	0.546	09:40:46.748	
8 -	43.252	33.097	1:16.349	68.65	0.807	09:42:03.097	
9 -	42.937	33.201	1:16.138 (3)	68.84	0.596	09:43:19.235	
10 -	42.687	32.855	1:15.542 (1)	69.38		09:44:34.777	

BMCRC - MRO Championships 2023 - Rnd 2 @ Pembrey

Reactive Parts MRO Powerbikes inc Clubman 1000 & Thunderbike Ultra

QUALIFYING - BEST SECTORS

SECTOR 1			SECTOR 2			IDEAL / BEST COMPARISON						
POS	NO	NAME	TIME	NO	NAME	TIME	POS	NO	NAME	IDEAL	BEST	DIFF
									PERFECT LAP	59.870		
1	48	WILSON	33.442	48	WILSON	26.428	1	48	WILSON	59.870	59.870	0.000
2	21	CROUCHER	34.125	21	CROUCHER	26.465	2	21	CROUCHER	1:00.590	1:00.920	0.330
3	53	McGLYNN	34.244	53	McGLYNN	26.787	3	53	McGLYNN	1:01.031	1:01.031	0.000
4	37	GROVER	34.582	138	BLANK	26.997	4	37	GROVER	1:01.890	1:02.012	0.122
5	800	CREASEY	34.935	800	CREASEY	27.228	5	138	BLANK	1:01.979	1:02.383	0.404
6	138	BLANK	34.982	17	BAKER	27.244	6	800	CREASEY	1:02.163	1:02.259	0.096
7	9	HENNESSY	35.015	5	KILLWORTH	27.255	7	17	BAKER	1:02.372	1:02.546	0.174
8	224	HEALEY	35.080	37	GROVER	27.308	8	9	HENNESSY	1:02.621	1:02.808	0.187
9	17	BAKER	35.128	40	HARDISTY	27.453	9	224	HEALEY	1:02.726	1:02.815	0.089
10	29	DINSMORE	35.376	9	HENNESSY	27.606	10	5	KILLWORTH	1:02.810	1:03.016	0.206
11	78	THOMAS	35.423	224	HEALEY	27.646	11	29	DINSMORE	1:03.027	1:03.027	0.000
12	91	TAYLOR	35.500	29	DINSMORE	27.651	12	40	HARDISTY	1:03.131	1:03.404	0.273
13	5	KILLWORTH	35.555	102	FEARN	27.792	13	102	FEARN	1:03.348	1:03.450	0.102
14	102	FEARN	35.556	7	JENKINS	27.909	14	78	THOMAS	1:03.416	1:03.570	0.154
15	7	JENKINS	35.642	78	THOMAS	27.993	15	7	JENKINS	1:03.551	1:03.584	0.033
16	40	HARDISTY	35.678	20	SWYER	28.049	16	91	TAYLOR	1:03.563	1:03.563	0.000
17	40	BATE	36.127	91	TAYLOR	28.063	17	40	BATE	1:04.371	1:04.432	0.061
18	281	FARLEY	36.175	46	GATES	28.209	18	82	HINNELLS	1:04.468	1:04.540	0.072
19	82	HINNELLS	36.211	40	BATE	28.244	19	281	FARLEY	1:04.521	1:04.825	0.304
20	63	WREN	36.384	82	HINNELLS	28.257	20	46	GATES	1:04.597	1:04.884	0.287
21	46	GATES	36.388	184	DELLOW	28.296	21	20	SWYER	1:04.612	1:04.885	0.273
22	20	SWYER	36.563	281	FARLEY	28.346	22	184	DELLOW	1:04.904	1:04.904	0.000
23	184	DELLOW	36.608	8	SAUNDERS	28.557	23	63	WREN	1:05.121	1:05.706	0.585
24	333	HOUGHTON	37.060	333	HOUGHTON	28.664	24	333	HOUGHTON	1:05.724	1:05.724	0.000
25	59	RUSHTON	37.130	63	WREN	28.737	25	8	SAUNDERS	1:05.857	1:05.873	0.016
26	19	DONOVAN	37.134	59	RUSHTON	28.770	26	59	RUSHTON	1:05.900	1:05.900	0.000
27	8	SAUNDERS	37.300	19	DONOVAN	28.989	27	19	DONOVAN	1:06.123	1:06.123	0.000
28	24	REYNOLDS	38.035	24	REYNOLDS	29.912	28	24	REYNOLDS	1:07.947	1:08.074	0.127
29	21	BRENNAN	39.259	21	BRENNAN	31.331	29	21	BRENNAN	1:10.590	1:10.590	0.000
30	45	HASHMI	43.888	45	HASHMI	34.251	30	45	HASHMI	1:18.139	1:18.981	0.842
31							31	30	PENRICE		1:05.081	

BMCRC - MRO Championships 2023 - Rnd 2 @ Pembrey

BMCRC Thunderbike Sport & BMCRC SuperTwins & Thunderbike Extreme

QUALIFYING - BEST SECTORS

SECTOR 1			SECTOR 2			IDEAL / BEST COMPARISON						
POS	NO	NAME	TIME	NO	NAME	TIME	POS	NO	NAME	IDEAL	BEST	DIFF
									PERFECT LAP	1:03.685		
1	0	HILL	35.514	0	HILL	28.171	1	0	HILL	1:03.685	1:03.883	0.198
2	52	MANTELL	36.082	52	MANTELL	28.325	2	52	MANTELL	1:04.407	1:04.517	0.110
3	118	CORKETT	36.142	118	CORKETT	28.432	3	118	CORKETT	1:04.574	1:04.574	0.000
4	151	DENYER	36.304	151	DENYER	28.439	4	151	DENYER	1:04.743	1:04.841	0.098
5	129	CRIPPS	36.642	129	CRIPPS	28.593	5	129	CRIPPS	1:05.235	1:05.631	0.396
6	994	HOWARD	36.689	25	DAY	28.664	6	994	HOWARD	1:05.359	1:05.359	0.000
7	48	WALLIS	36.877	994	HOWARD	28.670	7	25	DAY	1:05.862	1:05.862	0.000
8	69	RUSSO	37.051	69	RUSSO	28.824	8	69	RUSSO	1:05.875	1:05.875	0.000
9	57	NEWMAN	37.060	77	MAY	29.124	9	48	WALLIS	1:06.117	1:06.204	0.087
10	77	MAY	37.123	48	WALLIS	29.240	10	77	MAY	1:06.247	1:06.247	0.000
11	25	DAY	37.198	97	MANN	29.309	11	57	NEWMAN	1:06.375	1:06.382	0.007
12	11	BATE	37.481	57	NEWMAN	29.315	12	97	MANN	1:07.384	1:07.718	0.334
13	139	MARLEY	38.008	6	FIRTH	29.802	13	11	BATE	1:07.392	1:07.392	0.000
14	97	MANN	38.075	139	MARLEY	29.804	14	139	MARLEY	1:07.812	1:08.215	0.403
15	81	MAY	38.342	11	BATE	29.911	15	81	MAY	1:08.518	1:08.518	0.000
16	44	PARKER	38.509	81	MAY	30.176	16	6	FIRTH	1:08.569	1:08.667	0.098
17	58	ALLEN	38.665	44	PARKER	30.488	17	44	PARKER	1:08.997	1:08.997	0.000
18	6	FIRTH	38.767	58	ALLEN	30.657	18	58	ALLEN	1:09.322	1:10.441	1.119
19	27	CHAM	40.118	27	CHAM	31.293	19	27	CHAM	1:11.411	1:11.411	0.000
20	84	BRANCO	40.801	84	BRANCO	31.509	20	84	BRANCO	1:12.310	1:12.310	0.000
21	51	BEESLEY	40.986	51	BEESLEY	31.898	21	51	BEESLEY	1:12.884	1:13.182	0.298
22	66	SMITH	42.110	66	SMITH	32.281	22	66	SMITH	1:14.391	1:14.507	0.116
23	689	TREVEIL	42.678	689	TREVEIL	32.855	23	689	TREVEIL	1:15.533	1:15.542	0.009
24							24	191	GRAVE		1:09.431	

BMCRC - MRO Championships 2023 - Rnd 2 @ Pembrey

Reactive Parts MRO Powerbikes inc Clubman 1000 & Thunderbike Ultra

QUALIFYING - STATISTICS

Competitors Started 31
Planned Start 2023-04-08 @ 10:08:00.000
Actual Start 2023-04-08 @ 10:02:01.989
Finish Time 2023-04-08 @ 10:14:29.395
Track Length 1.4560mi.
Total Laps 306
Total Distance Covered 445.5360mi.

Session Fastest Lap History

NO	CL	NAME	LAP TIME	TIME OF DAY	LAP	VEHICLE
224	C	Lee HEALEY	1:06.700	10:03:10.166	1	Suzuki GSXR 1000R
53		Seamus McGLYNN	1:03.871	10:03:11.848	1	Yamaha R1
53		Seamus McGLYNN	1:01.548	10:04:13.397	2	Yamaha R1
48		Nicky WILSON	1:00.861	10:05:17.220	3	Suzuki GSXR 1000
48		Nicky WILSON	1:00.401	10:06:17.622	4	Suzuki GSXR 1000
48		Nicky WILSON	1:00.362	10:08:20.102	6	Suzuki GSXR 1000
48		Nicky WILSON	59.870	10:09:19.971	7	Suzuki GSXR 1000

Flag History

TYPE	TIME OF DAY
GREEN	10:02:01.989
FINISH	10:14:29.395

Flag Statistics

TYPE	COUNT	TOTAL LAPS	TOTAL TIME
Green	1	12	13:53.464
Red	0	0	0.000
Safety Car	0	0	0.000
FCY	0	0	0.000

BMCRC - MRO Championships 2023 - Rnd 2 @ Pembrey

Reactive Parts MRO Powerbikes inc Clubman 1000 & Thunderbike Ultra

QUALIFYING - STATISTICS

CLASS :

9 Starters

Fastest Lap History

NO	NAME	LAP TIME	TIME OF DAY	LAP	VEHICLE
53	Seamus McGLYNN	1:03.871	10:03:11.848	1	Yamaha R1
53	Seamus McGLYNN	1:01.548	10:04:13.397	2	Yamaha R1
48	Nicky WILSON	1:00.861	10:05:17.220	3	Suzuki GSXR 1000
48	Nicky WILSON	1:00.401	10:06:17.622	4	Suzuki GSXR 1000
48	Nicky WILSON	1:00.362	10:08:20.102	6	Suzuki GSXR 1000
48	Nicky WILSON	59.870	10:09:19.971	7	Suzuki GSXR 1000

BMCRC - MRO Championships 2023 - Rnd 2 @ Pembrey

Reactive Parts MRO Powerbikes inc Clubman 1000 & Thunderbike Ultra

QUALIFYING - STATISTICS

CLASS : C

7 Starters

Fastest Lap History

NO	NAME	LAP TIME	TIME OF DAY	LAP	VEHICLE
224	Lee HEALEY	1:06.700	10:03:10.166	1	Suzuki GSXR 1000R
37	Clayton GROVER	1:05.767	10:03:14.402	1	Yamaha R1
224	Lee HEALEY	1:03.724	10:04:13.891	2	Suzuki GSXR 1000R
37	Clayton GROVER	1:03.068	10:04:17.470	2	Yamaha R1
37	Clayton GROVER	1:02.236	10:05:19.706	3	Yamaha R1
37	Clayton GROVER	1:02.012	10:06:21.718	4	Yamaha R1

BMCRC - MRO Championships 2023 - Rnd 2 @ Pembrey

Reactive Parts MRO Powerbikes inc Clubman 1000 & Thunderbike Ultra

QUALIFYING - STATISTICS

CLASS : U

17 Starters

Fastest Lap History

NO	NAME	LAP TIME	TIME OF DAY	LAP	VEHICLE
46	Simon GATES	1:07.849	10:03:15.170	1	Yamaha YZF R1
46	Simon GATES	1:05.339	10:04:20.508	2	Yamaha YZF R1
78	Jamie THOMAS	1:04.350	10:04:49.448	2	Suzuki GSXR 1000
800	Morgan CREASEY	1:03.288	10:05:40.089	3	Suzuki GSXR 1000 K7
800	Morgan CREASEY	1:03.267	10:07:47.277	5	Suzuki GSXR 1000 K7
800	Morgan CREASEY	1:02.259	10:09:53.524	7	Suzuki GSXR 1000 K7

BMCRC - MRO Championships 2023 - Rnd 2 @ Pembrey

BMCRC Thunderbike Sport & BMCRC SuperTwins & Thunderbike Extreme

QUALIFYING - STATISTICS

Competitors Started	24
Planned Start	2023-04-08 @ 09:34:00.000
Actual Start	2023-04-08 @ 09:31:26.672
Finish Time	2023-04-08 @ 09:43:57.194
Track Length	1.4560mi.
Total Laps	226
Total Distance Covered	329.0560mi.

Session Fastest Lap History

NO	CL	NAME	LAP TIME	TIME OF DAY	LAP	VEHICLE
57		Paul NEWMAN	1:11.270	09:32:41.866	1	Yamaha R6
57		Paul NEWMAN	1:08.854	09:33:50.719	2	Yamaha R6
129	E	Derek CRIPPS	1:08.280	09:33:56.529	2	Yamaha R1
57		Paul NEWMAN	1:07.092	09:34:57.812	3	Yamaha R6
52	E	Barry MANTELL	1:06.064	09:35:07.860	3	Honda 929 FIREBLADE
0		Jeremy HILL	1:05.643	09:35:14.734	2	Yamaha R6
52	E	Barry MANTELL	1:05.149	09:36:13.009	4	Honda 929 FIREBLADE
0		Jeremy HILL	1:04.507	09:36:19.242	3	Yamaha R6
0		Jeremy HILL	1:03.883	09:37:23.123	4	Yamaha R6

Flag History

TYPE	TIME OF DAY
GREEN	09:31:26.672
FINISH	09:43:57.194

Flag Statistics

TYPE	COUNT	TOTAL LAPS	TOTAL TIME
Green	1	11	13:56.305
Red	0	0	0.000
Safety Car	0	0	0.000
FCY	0	0	0.000

BMCRC - MRO Championships 2023 - Rnd 2 @ Pembrey

BMCRC Thunderbike Sport & BMCRC SuperTwins & Thunderbike Extreme

QUALIFYING - STATISTICS

CLASS : E

5 Starters

Fastest Lap History

NO	NAME	LAP TIME	TIME OF DAY	LAP	VEHICLE
129	Derek CRIPPS	1:15.536	09:32:48.250	1	Yamaha R1
52	Barry MANTELL	1:15.101	09:32:52.528	1	Honda 929 FIREBLADE
129	Derek CRIPPS	1:08.280	09:33:56.529	2	Yamaha R1
129	Derek CRIPPS	1:07.398	09:35:03.925	3	Yamaha R1
52	Barry MANTELL	1:06.064	09:35:07.860	3	Honda 929 FIREBLADE
52	Barry MANTELL	1:05.149	09:36:13.009	4	Honda 929 FIREBLADE
118	Darren CORKETT	1:05.091	09:41:47.495	9	Suzuki GSXR 600
52	Barry MANTELL	1:04.517	09:42:51.804	10	Honda 929 FIREBLADE

BMCRC - MRO Championships 2023 - Rnd 2 @ Pembrey

BMCRC Thunderbike Sport & BMCRC SuperTwins & Thunderbike Extreme

QUALIFYING - STATISTICS

CLASS :

16 Starters

Fastest Lap History

NO	NAME	LAP TIME	TIME OF DAY	LAP	VEHICLE
57	Paul NEWMAN	1:11.270	09:32:41.866	1	Yamaha R6
57	Paul NEWMAN	1:08.854	09:33:50.719	2	Yamaha R6
57	Paul NEWMAN	1:07.092	09:34:57.812	3	Yamaha R6
0	Jeremy HILL	1:05.643	09:35:14.734	2	Yamaha R6
0	Jeremy HILL	1:04.507	09:36:19.242	3	Yamaha R6
0	Jeremy HILL	1:03.883	09:37:23.123	4	Yamaha R6

BMCRC - MRO Championships 2023 - Rnd 2 @ Pembrey

BMCRC Thunderbike Sport & BMCRC SuperTwins & Thunderbike Extreme

QUALIFYING - STATISTICS

CLASS : R

2 Starters

Fastest Lap History

NO	NAME	LAP TIME	TIME OF DAY	LAP	VEHICLE
994	Adrian HOWARD	1:19.444	09:32:57.458	1	Suzuki GSXR 600
994	Adrian HOWARD	1:11.062	09:34:08.520	2	Suzuki GSXR 600
994	Adrian HOWARD	1:07.978	09:35:16.499	3	Suzuki GSXR 600
994	Adrian HOWARD	1:06.402	09:36:22.890	4	Suzuki GSXR 600
994	Adrian HOWARD	1:05.359	09:37:28.258	5	Suzuki GSXR 600

BMCRC - MRO Championships 2023 - Rnd 2 @ Pembrey

BMCRC Thunderbike Sport & BMCRC SuperTwins & Thunderbike Extreme

QUALIFYING - STATISTICS

CLASS : SUP

2 Starters

Fastest Lap History

NO	NAME	LAP TIME	TIME OF DAY	LAP	VEHICLE
58	Michael ALLEN	1:19.351	09:32:57.176	1	Kawasaki ER6
58	Michael ALLEN	1:11.552	09:34:08.729	2	Kawasaki ER6
58	Michael ALLEN	1:10.441	09:35:19.168	3	Kawasaki ER6
44	Tony PARKER	1:10.185	09:37:53.616	5	Kawasaki ER650RR
44	Tony PARKER	1:09.105	09:39:02.720	6	Kawasaki ER650RR
44	Tony PARKER	1:08.997	09:42:30.641	9	Kawasaki ER650RR

BMCRC - MRO Championships 2023 - Rnd 2 @ Pembrey

BMCRC Thunderbike Ultra & Extreme

RACE 5 - GRID (8 Laps)



ROW 8	1		1		22	45	Chad HASHMI	1:18.981					
ROW 7		21	21	Danny BRENNAN	1:10.590	20	6	Andrew FIRTH	19	139	Rob MARLEY		
ROW 6	18	24	Mark REYNOLDS	1:08.074	17	19	Tyler DONOVAN	1:06.123	16	59	Hayden RUSHTON	1:05.900	
ROW 5		15	8	Dave SAUNDERS	1:05.873	14	63	Matthew WREN	1:05.706	13	20	Connor SWYER	1:04.885
ROW 4	12	46	Simon GATES	1:04.884	11	118	Darren CORKETT		10	82	Matt HINNELLS	1:04.540	
ROW 3		9	52	Barry MANTELL		8	40	Malcolm BATE	1:04.432	7	7	Seb JENKINS	1:03.584
ROW 2	6	78	Jamie THOMAS	1:03.570	5	102	James FEARN	1:03.450	4	29	Cecil DINSMORE	1:03.027	
ROW 1		3	5	Stacey KILLWORTH	1:03.016	2	9	Shaun HENNESSY		1	800	Morgan CREASEY	1:02.259
Pole													

Pembrey National: 1.4560 miles

These results are provisional until the conclusion of any judicial and technical matters.

Clerk Of Course :	Stewards :	Timekeeper : Sarah Evans
-------------------	------------	--------------------------

Results can be found at www.tsl-timing.com

Printed - 10:26 Saturday, 08 April 2023



BMCRC - MRO Championships 2023 - Rnd 2 @ Pembrey

BMCRC Thunderbike Ultra & Extreme

RACE 5 - CLASSIFICATION



POS	NO	CL	PIC NAME	ENTRY	LAPS	TIME	GAP	DIFF	MPH	BEST	ON
1	45	U	1 Chad HASHMI	Suzuki GSXR1000 -	8	8:31.695			81.94	1:02.156	7
2	7	U	2 Seb JENKINS	Suzuki GSX-R 1000 K6 - Long hours and hard graft	8	8:32.639	0.944	0.944	81.79	1:02.696	8
3	800	U	3 Morgan CREASEY	Suzuki GSXR 1000 K7 - Warics Ltd	8	8:33.651	1.956	1.012	81.63	1:03.084	5
4	29	U	4 Cecil DINSMORE	Suzuki GSXR 1000 - KnC Motorsport	8	8:35.242	3.547	1.591	81.38	1:03.006	5
5	5	U	5 Stacey KILLWORTH	Suzuki GSXR 1000 - Greenplant/Everns	8	8:35.247	3.552	0.005	81.38	1:03.204	5
6	102	U	6 James FEARN	Suzuki GSXR1000 - Mark Wilby plumbing	8	8:35.369	3.674	0.122	81.36	1:02.991	5
7	78	U	7 Jamie THOMAS	Suzuki GSXR 1000 - Team RubyRacing DART Moto	8	8:36.098	4.403	0.729	81.24	1:02.740	4
8	9	U	8 Shaun HENNESSY	Yamaha YZF 750SP - Turbary Carp Lakes Somerset	8	8:36.412	4.717	0.314	81.20	1:03.380	4
9	82	U	9 Matt HINNELLS	Yamaha R1 - BD Racing	8	8:36.558	4.863	0.146	81.17	1:02.958	8
10	20	U	10 Connor SWYER	Suzuki GSXR 1000 K6 - WSC Performance & lleithyr	8	8:36.995	5.300	0.437	81.10	1:02.333	8
11	52	E	1 Barry MANTELL	Honda 929 FIREBLADE - Swedish car connection	8	8:46.188	14.493	9.193	79.69	1:04.092	8
12	129	E	2 Derek CRIPPS	Yamaha R1 - Team FBR	8	8:46.329	14.634	0.141	79.67	1:03.872	7
13	19	U	11 Tyler DONOVAN	Kawasaki ZX10R - Tinder Corp	8	8:48.617	16.922	2.288	79.32	1:04.422	8
14	63	U	12 Matthew WREN	Suzuki GSXR - TBR performance	8	8:50.233	18.538	1.616	79.08	1:04.974	5
15	40	U	13 Malcolm BATE	Suzuki GSXR1000 - Hartjay	8	8:50.482	18.787	0.249	79.04	1:04.689	5
16	46	U	14 Simon GATES	Yamaha YZF R1 - Canine Plus	8	8:50.872	19.177	0.390	78.98	1:05.091	6
17	8	U	15 Dave SAUNDERS	Suzuki GSXR1000 - Mum/Dad/JW MOT/Parks Utility	8	8:51.159	19.464	0.287	78.94	1:04.109	3
18	118	E	3 Darren CORKETT	Suzuki GSXR 600 - Jackson & Phillips	8	8:51.625	19.930	0.466	78.87	1:04.076	5
19	59	U	16 Hayden RUSHTON	Ducati 999 -	8	8:58.294	26.599	6.669	77.89	1:05.640	3
20	6	E	4 Andrew FIRTH	Yamaha YZF-R1 - LTRmotorcycles.co.uk / Palmer F	8	9:01.765	30.070	3.471	77.40	1:05.649	7
21	24	U	17 Mark REYNOLDS	Yamaha R1 4C8 -	8	9:14.634	42.939	12.869	75.60	1:07.381	6

NOT CLASSIFIED

DNF	139	E	Rob MARLEY	Honda CBR600F3 - PearTree Racing	3	3:32.737	5 Laps	5 Laps	73.91	1:07.684	2
DNF	21	U	Danny BRENNAN	Suzuki GSXR 1000 -	0						

FASTEST LAP

	45	U	Chad HASHMI	Suzuki GSXR1000 -	7	1:02.156			84.32 mph	135.71 kph	
	129	E	Derek CRIPPS	Yamaha R1 - Team FBR	7	1:03.872			82.06 mph	132.06 kph	

Class U - 92.5% of Race Speed = 75.79 mph

Class E - 92.5% of Race Speed = 73.71 mph

Weather / Track : Cloudy / Dry

These results are provisional until the conclusion of any judicial and technical matters.

Race Distance: 8 Laps / 11.64 miles

Pembrey National: 1.4560 miles

Date: 08/04/2023 Start: 12:39 Finish: 12:48

Clerk Of Course :	Stewards :	Timekeeper : Sarah Evans
-------------------	------------	--------------------------

Results can be found at www.tsl-timing.com

Printed - 12:52 Saturday, 08 April 2023



BMCRC - MRO Championships 2023 - Rnd 2 @ Pembrey

BMCRC Thunderbike Ultra & Extreme

RACE 5 - LAP CHART

LAP 1 @ 12:40:50.217

NO	BEHIND	LAP TIME
800		1:09.203
5	0.055	1:09.258
7	0.136	1:09.339
102	0.437	1:09.640
29	0.563	1:09.766
9	0.785	1:09.988
45	1.952	1:11.155
63	2.059	1:11.262
40	2.373	1:11.576
52	2.520	1:11.723
82	2.547	1:11.750
78	2.819	1:12.022
20	3.000	1:12.203
46	3.741	1:12.944
118	4.074	1:13.277
129	4.423	1:13.626
19	5.201	1:14.404
59	5.536	1:14.739
8	6.535	1:15.738
6	7.511	1:16.714
139	8.117	1:17.320
24	8.944	1:18.147

LAP 2 @ 12:41:54.493

NO	BEHIND	LAP TIME
800		1:04.276
5	0.021	1:04.242
7	0.134	1:04.274
29	0.675	1:04.388
102	0.890	1:04.729
9	1.216	1:04.707
45	1.373	1:03.697
82	2.446	1:04.175
78	3.332	1:04.789
63	3.634	1:05.851
20	3.740	1:05.016
52	4.132	1:05.888
40	4.286	1:06.189
46	4.562	1:05.097
129	4.946	1:04.799
118	4.981	1:05.183
19	5.696	1:04.771
8	7.443	1:05.184
59	8.023	1:06.763
6	10.785	1:07.550
139	11.525	1:07.684
24	13.159	1:08.491

LAP 3 @ 12:42:58.255

NO	BEHIND	LAP TIME
800		1:03.762
5	0.137	1:03.878
7	0.243	1:03.871
29	0.610	1:03.697
102	0.907	1:03.779
45	1.039	1:03.428
9	1.439	1:03.985
82	2.327	1:03.643
78	2.709	1:03.139
20	5.890	1:05.912
63	6.022	1:06.150
52	6.235	1:05.865

40	6.371	1:05.847
129	6.545	1:05.361
46	7.070	1:06.270
118	7.374	1:06.155
19	7.502	1:05.568
8	7.790	1:04.109
59	9.901	1:05.640
6	13.437	1:06.414
139	15.496	1:07.733
24	17.536	1:08.139

LAP 4 @ 12:44:01.800

NO	BEHIND	LAP TIME
7		1:03.302
800	0.055	1:03.600
45	0.682	1:03.188
29	0.879	1:03.814
5	1.023	1:04.431
9	1.274	1:03.380
102	1.517	1:04.155
78	1.904	1:02.740
82	2.703	1:03.921
20	5.826	1:03.481
63	7.733	1:05.256
129	7.884	1:04.884
52	8.174	1:05.484
40	8.619	1:05.793
46	8.995	1:05.470
118	9.454	1:05.625
19	9.556	1:05.599
8	9.942	1:05.697
59	12.106	1:05.750
6	16.847	1:06.955
24	22.208	1:08.217

LAP 5 @ 12:45:04.552

NO	BEHIND	LAP TIME
7		1:02.752
800	0.387	1:03.084
45	0.568	1:02.638
29	1.133	1:03.006
5	1.475	1:03.204
102	1.756	1:02.991
9	1.958	1:03.436
78	2.332	1:03.180
82	3.119	1:03.168
20	6.045	1:02.971
63	9.955	1:04.974
129	10.151	1:05.019
52	10.343	1:04.921
40	10.556	1:04.689
118	10.778	1:04.076
46	11.417	1:05.174
19	11.602	1:04.798
8	11.922	1:04.732
59	15.235	1:05.881
6	20.354	1:06.259
24	27.461	1:08.005

LAP 6 @ 12:46:07.882

NO	BEHIND	LAP TIME
7		1:03.330
45	0.234	1:02.996
800	0.454	1:03.397

5	1.471	1:03.326
29	1.687	1:03.884
102	1.849	1:03.423
9	2.121	1:03.493
78	2.373	1:03.371
82	3.097	1:03.308
20	5.277	1:02.562
52	11.132	1:04.119
129	11.456	1:04.635
118	12.274	1:04.826
63	12.426	1:05.801
40	12.654	1:05.428
19	12.788	1:04.516
46	13.178	1:05.091
8	13.490	1:04.898
59	18.380	1:06.475
6	23.348	1:06.324
24	31.512	1:07.381

LAP 7 @ 12:47:10.272

NO	BEHIND	LAP TIME
45		1:02.156
7	0.685	1:03.075
800	1.247	1:03.183
29	2.584	1:03.287
5	2.735	1:03.654
102	2.954	1:03.495
78	3.466	1:03.483
9	3.726	1:03.995
82	4.342	1:03.635
20	5.404	1:02.517
52	12.838	1:04.096
129	12.938	1:03.872
19	14.937	1:04.539
63	15.830	1:05.794
40	16.021	1:05.757
46	16.372	1:05.584
8	16.535	1:05.435
118	16.796	1:06.912
59	22.353	1:06.363
6	26.607	1:05.649
24	37.236	1:08.114

LAP 8 @ 12:48:12.709

NO	BEHIND	LAP TIME
45		1:02.437
7	0.944	1:02.696
800	1.956	1:03.146
29	3.547	1:03.400
5	3.552	1:03.254
102	3.674	1:03.157
78	4.403	1:03.374
9	4.717	1:03.428
82	4.863	1:02.958
20	5.300	1:02.333
52	14.493	1:04.092
129	14.634	1:04.133
19	16.922	1:04.422
63	18.538	1:05.145
40	18.787	1:05.203
46	19.177	1:05.242
8	19.464	1:05.366
118	19.930	1:05.571
59	26.599	1:06.683
6	30.070	1:05.900

24 42.939 1:08.140

BMCRC - MRO Championships 2023 - Rnd 2 @ Pembrey

BMCRC Thunderbike Ultra & Extreme

RACE 5 - POSITION CHART

No	Name	Lap Pos								
			1	2	3	4	5	6	7	8
800	CREASEY	1	800	800	800	7	7	7	45	45
9	HENNESSY	2	5	5	5	800	800	45	7	7
5	KILLWORTH	3	7	7	7	45	45	800	800	800
29	DINSMORE	4	102	29	29	29	29	5	29	29
102	FEARN	5	29	102	102	5	5	29	5	5
78	THOMAS	6	9	9	45	9	102	102	102	102
7	JENKINS	7	45	45	9	102	9	9	78	78
40	BATE	8	63	82	82	78	78	78	9	9
52	MANTELL	9	40	78	78	82	82	82	82	82
82	HINNELLS	10	52	63	20	20	20	20	20	20
118	CORKETT	11	82	20	63	63	63	52	52	52
46	GATES	12	78	52	52	129	129	129	129	129
20	SWYER	13	20	40	40	52	52	118	19	19
63	WREN	14	46	46	129	40	40	63	63	63
8	SAUNDERS	15	118	129	46	46	118	40	40	40
59	RUSHTON	16	129	118	118	118	46	19	46	46
19	DONOVAN	17	19	19	19	19	19	46	8	8
24	REYNOLDS	18	59	8	8	8	8	8	118	118
139	MARLEY	19	8	59	59	59	59	59	59	59
6	FIRTH	20	6	6	6	6	6	6	6	6
21	BRENNAN	21	139	139	139	24	24	24	24	24
45	HASHMI	22	24	24	24					
129	CRIPPS	23								

BMCRC - MRO Championships 2023 - Rnd 2 @ Pembrey

BMCRC Thunderbike Ultra & Extreme

RACE 5 - SECTOR ANALYSIS



SECTOR 1 = FL to I1, SECTOR 2 = I1 to FL, DIFF = Difference To Personal Best Lap, P = Crossed Finish Line in Pit Lane, D = Time Disallowed

P1 45 U		Chad HASHMI		Suzuki GSXR1000 -			
IDEAL LAP TIME : 1:02.077		BEST LAP TIME : 1:02.156		DIFFERENCE : 0.079			
LAP	SECTOR 1	SECTOR 2	LAP TIME	MPH	DIFF	TIME OF DAY	
1 -		28.140	1:11.155	73.66	8.999	12:40:52.169	
2 -	36.426	27.271	1:03.697	82.28	1.541	12:41:55.866	
3 -	35.692	27.736	1:03.428	82.63	1.272	12:42:59.294	
4 -	35.694	27.494	1:03.188	82.95	1.032	12:44:02.482	
5 -	35.445	27.193	1:02.638 (3)	83.68	0.482	12:45:05.120	
6 -	35.324	27.672	1:02.996	83.20	0.840	12:46:08.116	
7 -	34.884	27.272	1:02.156 (1)	84.32		12:47:10.272	
8 -	35.125	27.312	1:02.437 (2)	83.95	0.281	12:48:12.709	

P2 7 U		Seb JENKINS		Suzuki GSX-R 1000 K6 - Long hours and hard graft			
IDEAL LAP TIME : 1:02.269		BEST LAP TIME : 1:02.696		DIFFERENCE : 0.427			
LAP	SECTOR 1	SECTOR 2	LAP TIME	MPH	DIFF	TIME OF DAY	
1 -		28.364	1:09.339	75.59	6.643	12:40:50.353	
2 -	36.465	27.809	1:04.274	81.55	1.578	12:41:54.627	
3 -	36.169	27.702	1:03.871	82.06	1.175	12:42:58.498	
4 -	35.659	27.643	1:03.302	82.80	0.606	12:44:01.800	
5 -	34.950	27.802	1:02.752 (2)	83.52	0.056	12:45:04.552	
6 -	35.157	28.173	1:03.330	82.76	0.634	12:46:07.882	
7 -	35.428	27.647	1:03.075 (3)	83.10	0.379	12:47:10.957	
8 -	35.377	27.319	1:02.696 (1)	83.60		12:48:13.653	

P3 800 U		Morgan CREASEY		Suzuki GSXR 1000 K7 - Warics Ltd			
IDEAL LAP TIME : 1:02.907		BEST LAP TIME : 1:03.084		DIFFERENCE : 0.177			
LAP	SECTOR 1	SECTOR 2	LAP TIME	MPH	DIFF	TIME OF DAY	
1 -		28.490	1:09.203	75.74	6.119	12:40:50.217	
2 -	36.230	28.046	1:04.276	81.54	1.192	12:41:54.493	
3 -	35.728	28.034	1:03.762	82.20	0.678	12:42:58.255	
4 -	35.717	27.883	1:03.600	82.41	0.516	12:44:01.855	
5 -	35.502	27.582	1:03.084 (1)	83.08		12:45:04.939	
6 -	35.325	28.072	1:03.397	82.67	0.313	12:46:08.336	
7 -	35.524	27.659	1:03.183 (3)	82.95	0.099	12:47:11.519	
8 -	35.369	27.777	1:03.146 (2)	83.00	0.062	12:48:14.665	

P4 29 U		Cecil DINSMORE		Suzuki GSXR 1000 - KnC Motorsport			
IDEAL LAP TIME : 1:02.909		BEST LAP TIME : 1:03.006		DIFFERENCE : 0.097			
LAP	SECTOR 1	SECTOR 2	LAP TIME	MPH	DIFF	TIME OF DAY	
1 -		28.066	1:09.766	75.13	6.760	12:40:50.780	
2 -	36.262	28.126	1:04.388	81.40	1.382	12:41:55.168	
3 -	35.887	27.810	1:03.697	82.28	0.691	12:42:58.865	
4 -	35.646	28.168	1:03.814	82.13	0.808	12:44:02.679	
5 -	35.408	27.598	1:03.006 (1)	83.19		12:45:05.685	
6 -	35.565	28.319	1:03.884	82.04	0.878	12:46:09.569	
7 -	35.606	27.681	1:03.287 (2)	82.82	0.281	12:47:12.856	
8 -	35.311	28.089	1:03.400 (3)	82.67	0.394	12:48:16.256	

P5 5 U		Stacey KILLWORTH		Suzuki GSXR 1000 - Greenplant/Everns			
IDEAL LAP TIME : 1:02.992		BEST LAP TIME : 1:03.204		DIFFERENCE : 0.212			
LAP	SECTOR 1	SECTOR 2	LAP TIME	MPH	DIFF	TIME OF DAY	
1 -		28.552	1:09.258	75.68	6.054	12:40:50.272	
2 -	36.399	27.843	1:04.242	81.59	1.038	12:41:54.514	
3 -	36.150	27.728	1:03.878	82.05	0.674	12:42:58.392	
4 -	36.761	27.670	1:04.431	81.35	1.227	12:44:02.823	
5 -	35.587	27.617	1:03.204 (1)	82.93		12:45:06.027	
6 -	35.375	27.951	1:03.326 (3)	82.77	0.122	12:46:09.353	
7 -	35.765	27.889	1:03.654	82.34	0.450	12:47:13.007	
8 -	35.467	27.787	1:03.254 (2)	82.86	0.050	12:48:16.261	

BMCRC - MRO Championships 2023 - Rnd 2 @ Pembrey

BMCRC Thunderbike Ultra & Extreme

RACE 5 - SECTOR ANALYSIS



SECTOR 1 = FL to I1, SECTOR 2 = I1 to FL, DIFF = Difference To Personal Best Lap, P = Crossed Finish Line in Pit Lane, D = Time Disallowed

P6		102 U		James FEARN		Suzuki GSXR1000 - Mark Wilby plumbing	
IDEAL LAP TIME : 1:02.840		BEST LAP TIME : 1:02.991		DIFFERENCE : 0.151			
LAP	SECTOR 1	SECTOR 2	LAP TIME	MPH	DIFF	TIME OF DAY	
1 -		28.382	1:09.640	75.26	6.649	12:40:50.654	
2 -	36.532	28.197	1:04.729	80.97	1.738	12:41:55.383	
3 -	35.938	27.841	1:03.779	82.18	0.788	12:42:59.162	
4 -	36.404	27.751	1:04.155	81.70	1.164	12:44:03.317	
5 -	35.474	27.517	1:02.991 (1)	83.21		12:45:06.308	
6 -	35.323	28.100	1:03.423 (3)	82.64	0.432	12:46:09.731	
7 -	35.854	27.641	1:03.495	82.55	0.504	12:47:13.226	
8 -	35.450	27.707	1:03.157 (2)	82.99	0.166	12:48:16.383	

P7		78 U		Jamie THOMAS		Suzuki GSXR 1000 - Team RubyRacing DART Motorsport	
IDEAL LAP TIME : 1:02.527		BEST LAP TIME : 1:02.740		DIFFERENCE : 0.213			
LAP	SECTOR 1	SECTOR 2	LAP TIME	MPH	DIFF	TIME OF DAY	
1 -		28.453	1:12.022	72.77	9.282	12:40:53.036	
2 -	36.787	28.002	1:04.789	80.90	2.049	12:41:57.825	
3 -	35.574	27.565	1:03.139 (2)	83.01	0.399	12:43:00.964	
4 -	34.962	27.778	1:02.740 (1)	83.54		12:44:03.704	
5 -	35.427	27.753	1:03.180 (3)	82.96	0.440	12:45:06.884	
6 -	35.213	28.158	1:03.371	82.71	0.631	12:46:10.255	
7 -	35.636	27.847	1:03.483	82.56	0.743	12:47:13.738	
8 -	35.194	28.180	1:03.374	82.70	0.634	12:48:17.112	

P8		9 U		Shaun HENNESSY		Yamaha YZF 750SP - Turbary Carp Lakes Somerset	
IDEAL LAP TIME : 1:02.959		BEST LAP TIME : 1:03.380		DIFFERENCE : 0.421			
LAP	SECTOR 1	SECTOR 2	LAP TIME	MPH	DIFF	TIME OF DAY	
1 -		28.175	1:09.988	74.89	6.608	12:40:51.002	
2 -	36.179	28.528	1:04.707	81.00	1.327	12:41:55.709	
3 -	35.999	27.986	1:03.985	81.91	0.605	12:42:59.694	
4 -	35.664	27.716	1:03.380 (1)	82.70		12:44:03.074	
5 -	35.518	27.918	1:03.436 (3)	82.62	0.056	12:45:06.510	
6 -	35.267	28.226	1:03.493	82.55	0.113	12:46:10.003	
7 -	36.132	27.863	1:03.995	81.90	0.615	12:47:13.998	
8 -	35.243	28.185	1:03.428 (2)	82.63	0.048	12:48:17.426	

P9		82 U		Matt HINNELLS		Yamaha R1 - BD Racing	
IDEAL LAP TIME : 1:02.916		BEST LAP TIME : 1:02.958		DIFFERENCE : 0.042			
LAP	SECTOR 1	SECTOR 2	LAP TIME	MPH	DIFF	TIME OF DAY	
1 -		28.349	1:11.750	73.05	8.792	12:40:52.764	
2 -	36.489	27.686	1:04.175	81.67	1.217	12:41:56.939	
3 -	36.154	27.489	1:03.643	82.35	0.685	12:43:00.582	
4 -	35.969	27.952	1:03.921	82.00	0.963	12:44:04.503	
5 -	35.506	27.662	1:03.168 (2)	82.97	0.210	12:45:07.671	
6 -	35.513	27.795	1:03.308 (3)	82.79	0.350	12:46:10.979	
7 -	35.812	27.823	1:03.635	82.36	0.677	12:47:14.614	
8 -	35.427	27.531	1:02.958 (1)	83.25		12:48:17.572	

P10		20 U		Connor SWYER		Suzuki GSXR 1000 K6 - WSC Performace & lleithyr farm & dad	
IDEAL LAP TIME : 1:02.240		BEST LAP TIME : 1:02.333		DIFFERENCE : 0.093			
LAP	SECTOR 1	SECTOR 2	LAP TIME	MPH	DIFF	TIME OF DAY	
1 -		28.336	1:12.203	72.59	9.870	12:40:53.217	
2 -	36.817	28.199	1:05.016	80.62	2.683	12:41:58.233	
3 -	37.137	28.775	1:05.912	79.52	3.579	12:43:04.145	
4 -	35.949	27.532	1:03.481	82.56	1.148	12:44:07.626	
5 -	35.416	27.555	1:02.971	83.23	0.638	12:45:10.597	
6 -	35.153	27.409	1:02.562 (3)	83.78	0.229	12:46:13.159	
7 -	35.347	27.170	1:02.517 (2)	83.84	0.184	12:47:15.676	
8 -	35.246	27.087	1:02.333 (1)	84.09		12:48:18.009	

BMCRC - MRO Championships 2023 - Rnd 2 @ Pembrey

BMCRC Thunderbike Ultra & Extreme

RACE 5 - SECTOR ANALYSIS



SECTOR 1 = FL to I1, SECTOR 2 = I1 to FL, DIFF = Difference To Personal Best Lap, P = Crossed Finish Line in Pit Lane, D = Time Disallowed

P11 52 E Barry MANTELL		Honda 929 FIREBLADE - Swedish car connection				
IDEAL LAP TIME : 1:03.905		BEST LAP TIME : 1:04.092		DIFFERENCE : 0.187		
LAP	SECTOR 1	SECTOR 2	LAP TIME	MPH	DIFF	TIME OF DAY
1 -		29.021	1:11.723	73.08	7.631	12:40:52.737
2 -	37.490	28.398	1:05.888	79.55	1.796	12:41:58.625
3 -	36.485	29.380	1:05.865	79.58	1.773	12:43:04.490
4 -	36.710	28.774	1:05.484	80.04	1.392	12:44:09.974
5 -	36.499	28.422	1:04.921	80.73	0.829	12:45:14.895
6 -	36.017	28.102	1:04.119 (3)	81.74	0.027	12:46:19.014
7 -	35.803	28.293	1:04.096 (2)	81.77	0.004	12:47:23.110
8 -	35.924	28.168	1:04.092 (1)	81.78		12:48:27.202

P12 129 E Derek CRIPPS		Yamaha R1 - Team FBR				
IDEAL LAP TIME : 1:03.787		BEST LAP TIME : 1:03.872		DIFFERENCE : 0.085		
LAP	SECTOR 1	SECTOR 2	LAP TIME	MPH	DIFF	TIME OF DAY
1 -		28.800	1:13.626	71.19	9.754	12:40:54.640
2 -	36.646	28.153	1:04.799	80.89	0.927	12:41:59.439
3 -	36.802	28.559	1:05.361	80.19	1.489	12:43:04.800
4 -	36.543	28.341	1:04.884	80.78	1.012	12:44:09.684
5 -	36.588	28.431	1:05.019	80.61	1.147	12:45:14.703
6 -	36.540	28.095	1:04.635 (3)	81.09	0.763	12:46:19.338
7 -	35.735	28.137	1:03.872 (1)	82.06		12:47:23.210
8 -	36.081	28.052	1:04.133 (2)	81.73	0.261	12:48:27.343

P13 19 U Tyler DONOVAN		Kawasaki ZX10R - Tinder Corp				
IDEAL LAP TIME : 1:04.165		BEST LAP TIME : 1:04.422		DIFFERENCE : 0.257		
LAP	SECTOR 1	SECTOR 2	LAP TIME	MPH	DIFF	TIME OF DAY
1 -		29.710	1:14.404	70.44	9.982	12:40:55.418
2 -	36.400	28.371	1:04.771	80.92	0.349	12:42:00.189
3 -	36.577	28.991	1:05.568	79.94	1.146	12:43:05.757
4 -	36.815	28.784	1:05.599	79.90	1.177	12:44:11.356
5 -	36.427	28.371	1:04.798	80.89	0.376	12:45:16.154
6 -	36.162	28.354	1:04.516 (2)	81.24	0.094	12:46:20.670
7 -	36.536	28.003	1:04.539 (3)	81.21	0.117	12:47:25.209
8 -	36.195	28.227	1:04.422 (1)	81.36		12:48:29.631

P14 63 U Matthew WREN		Suzuki GSXR - TBR performance				
IDEAL LAP TIME : 1:04.800		BEST LAP TIME : 1:04.974		DIFFERENCE : 0.174		
LAP	SECTOR 1	SECTOR 2	LAP TIME	MPH	DIFF	TIME OF DAY
1 -		28.618	1:11.262	73.55	6.288	12:40:52.276
2 -	36.850	29.001	1:05.851	79.59	0.877	12:41:58.127
3 -	36.331	29.819	1:06.150	79.23	1.176	12:43:04.277
4 -	36.753	28.503	1:05.256 (3)	80.32	0.282	12:44:09.533
5 -	36.505	28.469	1:04.974 (1)	80.67		12:45:14.507
6 -	36.660	29.141	1:05.801	79.65	0.827	12:46:20.308
7 -	37.176	28.618	1:05.794	79.66	0.820	12:47:26.102
8 -	36.512	28.633	1:05.145 (2)	80.46	0.171	12:48:31.247

P15 40 U Malcolm BATE		Suzuki GSXR1000 - Hartjay				
IDEAL LAP TIME : 1:04.689		BEST LAP TIME : 1:04.689		DIFFERENCE : 0.000		
LAP	SECTOR 1	SECTOR 2	LAP TIME	MPH	DIFF	TIME OF DAY
1 -		29.710	1:11.576	73.23	6.887	12:40:52.590
2 -	37.020	29.169	1:06.189	79.19	1.500	12:41:58.779
3 -	37.053	28.794	1:05.847	79.60	1.158	12:43:04.626
4 -	37.379	28.414	1:05.793	79.66	1.104	12:44:10.419
5 -	36.411	28.278	1:04.689 (1)	81.02		12:45:15.108
6 -	36.686	28.742	1:05.428 (3)	80.11	0.739	12:46:20.536
7 -	37.012	28.745	1:05.757	79.71	1.068	12:47:26.293
8 -	36.468	28.735	1:05.203 (2)	80.38	0.514	12:48:31.496

BMCRC - MRO Championships 2023 - Rnd 2 @ Pembrey

BMCRC Thunderbike Ultra & Extreme

RACE 5 - SECTOR ANALYSIS



SECTOR 1 = FL to I1, SECTOR 2 = I1 to FL, DIFF = Difference To Personal Best Lap, P = Crossed Finish Line in Pit Lane, D = Time Disallowed

P16 46 U		Simon GATES		Yamaha YZF R1 - Canine Plus			
IDEAL LAP TIME : 1:04.697		BEST LAP TIME : 1:05.091		DIFFERENCE : 0.394			
LAP	SECTOR 1	SECTOR 2	LAP TIME	MPH	DIFF	TIME OF DAY	
1 -		28.918	1:12.944	71.85	7.853	12:40:53.958	
2 -	36.502	28.595	1:05.097 (2)	80.51	0.006	12:41:59.055	
3 -	37.022	29.248	1:06.270	79.09	1.179	12:43:05.325	
4 -	37.058	28.412	1:05.470	80.06	0.379	12:44:10.795	
5 -	36.285	28.889	1:05.174 (3)	80.42	0.083	12:45:15.969	
6 -	36.573	28.518	1:05.091 (1)	80.52		12:46:21.060	
7 -	36.646	28.938	1:05.584	79.92	0.493	12:47:26.644	
8 -	36.380	28.862	1:05.242	80.34	0.151	12:48:31.886	

P17 8 U		Dave SAUNDERS		Suzuki GSXR1000 - Mum/Dad/JW MOT/Parks Utility			
IDEAL LAP TIME : 1:04.034		BEST LAP TIME : 1:04.109		DIFFERENCE : 0.075			
LAP	SECTOR 1	SECTOR 2	LAP TIME	MPH	DIFF	TIME OF DAY	
1 -		29.493	1:15.738	69.20	11.629	12:40:56.752	
2 -	36.881	28.303	1:05.184	80.41	1.075	12:42:01.936	
3 -	35.731	28.378	1:04.109 (1)	81.76		12:43:06.045	
4 -	37.039	28.658	1:05.697	79.78	1.588	12:44:11.742	
5 -	36.216	28.516	1:04.732 (2)	80.97	0.623	12:45:16.474	
6 -	36.530	28.368	1:04.898 (3)	80.76	0.789	12:46:21.372	
7 -	36.638	28.797	1:05.435	80.10	1.326	12:47:26.807	
8 -	36.562	28.804	1:05.366	80.18	1.257	12:48:32.173	

P18 118 E		Darren CORKETT		Suzuki GSXR 600 - Jackson & Phillips			
IDEAL LAP TIME : 1:04.055		BEST LAP TIME : 1:04.076		DIFFERENCE : 0.021			
LAP	SECTOR 1	SECTOR 2	LAP TIME	MPH	DIFF	TIME OF DAY	
1 -		29.031	1:13.277	71.53	9.201	12:40:54.291	
2 -	36.539	28.644	1:05.183 (3)	80.41	1.107	12:41:59.474	
3 -	36.953	29.202	1:06.155	79.23	2.079	12:43:05.629	
4 -	37.135	28.490	1:05.625	79.87	1.549	12:44:11.254	
5 -	36.012	28.064	1:04.076 (1)	81.80		12:45:15.330	
6 -	35.991	28.835	1:04.826 (2)	80.85	0.750	12:46:20.156	
7 -	38.050	28.862	1:06.912	78.33	2.836	12:47:27.068	
8 -	36.936	28.635	1:05.571	79.93	1.495	12:48:32.639	

P19 59 U		Hayden RUSHTON		Ducati 999 -			
IDEAL LAP TIME : 1:05.558		BEST LAP TIME : 1:05.640		DIFFERENCE : 0.082			
LAP	SECTOR 1	SECTOR 2	LAP TIME	MPH	DIFF	TIME OF DAY	
1 -		29.465	1:14.739	70.13	9.099	12:40:55.753	
2 -	37.388	29.375	1:06.763	78.51	1.123	12:42:02.516	
3 -	36.661	28.979	1:05.640 (1)	79.85		12:43:08.156	
4 -	36.853	28.897	1:05.750 (2)	79.72	0.110	12:44:13.906	
5 -	36.862	29.019	1:05.881 (3)	79.56	0.241	12:45:19.787	
6 -	37.320	29.155	1:06.475	78.85	0.835	12:46:26.262	
7 -	36.951	29.412	1:06.363	78.98	0.723	12:47:32.625	
8 -	37.200	29.483	1:06.683	78.60	1.043	12:48:39.308	

P20 6 E		Andrew FIRTH		Yamaha YZF-R1 - LTRmotorcycles.co.uk / Palmer Race Skool /			
IDEAL LAP TIME : 1:05.598		BEST LAP TIME : 1:05.649		DIFFERENCE : 0.051			
LAP	SECTOR 1	SECTOR 2	LAP TIME	MPH	DIFF	TIME OF DAY	
1 -		30.242	1:16.714	68.32	11.065	12:40:57.728	
2 -	37.825	29.725	1:07.550	77.59	1.901	12:42:05.278	
3 -	37.247	29.167	1:06.414	78.92	0.765	12:43:11.692	
4 -	37.867	29.088	1:06.955	78.28	1.306	12:44:18.647	
5 -	37.219	29.040	1:06.259 (3)	79.10	0.610	12:45:24.906	
6 -	37.522	28.802	1:06.324	79.03	0.675	12:46:31.230	
7 -	37.008	28.641	1:05.649 (1)	79.84		12:47:36.879	
8 -	36.957	28.943	1:05.900 (2)	79.53	0.251	12:48:42.779	

BMCRC - MRO Championships 2023 - Rnd 2 @ Pembrey

BMCRC Thunderbike Ultra & Extreme

RACE 5 - SECTOR ANALYSIS



SECTOR 1 = FL to I1, SECTOR 2 = I1 to FL, DIFF = Difference To Personal Best Lap, P = Crossed Finish Line in Pit Lane, D = Time Disallowed

P21 24 U		Mark REYNOLDS		Yamaha R1 4C8 -			
IDEAL LAP TIME : 1:07.381		BEST LAP TIME : 1:07.381		DIFFERENCE : 0.000			
LAP	SECTOR 1	SECTOR 2	LAP TIME	MPH	DIFF	TIME OF DAY	
1 -		30.518	1:18.147	67.07	10.766	12:40:59.161	
2 -	38.594	29.897	1:08.491	76.52	1.110	12:42:07.652	
3 -	38.085	30.054	1:08.139	76.92	0.758	12:43:15.791	
4 -	38.317	29.900	1:08.217	76.83	0.836	12:44:24.008	
5 -	38.119	29.886	1:08.005 (2)	77.07	0.624	12:45:32.013	
6 -	37.808	29.573	1:07.381 (1)	77.79		12:46:39.394	
7 -	37.986	30.128	1:08.114 (3)	76.95	0.733	12:47:47.508	
8 -	38.056	30.084	1:08.140	76.92	0.759	12:48:55.648	

P22 139 E		Rob MARLEY		Honda CBR600F3 - PearTree Racing			
IDEAL LAP TIME : 1:07.518		BEST LAP TIME : 1:07.684		DIFFERENCE : 0.166			
LAP	SECTOR 1	SECTOR 2	LAP TIME	MPH	DIFF	TIME OF DAY	
1 -		30.427	1:17.320	67.79	9.636	12:40:58.334	
2 -	38.134	29.550	1:07.684 (1)	77.44		12:42:06.018	
3 -	37.968	29.765	1:07.733 (2)	77.38	0.049	12:43:13.751	

BMCRC - MRO Championships 2023 - Rnd 2 @ Pembrey

BMCRC Thunderbike Ultra & Extreme

RACE 5 - BEST SECTORS

SECTOR 1			SECTOR 2			IDEAL / BEST COMPARISON						
POS	NO	NAME	TIME	NO	NAME	TIME	POS	NO	NAME	IDEAL	BEST	DIFF
									PERFECT LAP	1:01.971		
1	45	HASHMI	34.884	20	SWYER	27.087	1	45	HASHMI	1:02.077	1:02.156	0.079
2	7	JENKINS	34.950	45	HASHMI	27.193	2	20	SWYER	1:02.240	1:02.333	0.093
3	78	THOMAS	34.962	7	JENKINS	27.319	3	7	JENKINS	1:02.269	1:02.696	0.427
4	20	SWYER	35.153	82	HINNELLS	27.489	4	78	THOMAS	1:02.527	1:02.740	0.213
5	9	HENNESSY	35.243	102	FEARN	27.517	5	102	FEARN	1:02.840	1:02.991	0.151
6	29	DINSMORE	35.311	78	THOMAS	27.565	6	800	CREASEY	1:02.907	1:03.084	0.177
7	102	FEARN	35.323	800	CREASEY	27.582	7	29	DINSMORE	1:02.909	1:03.006	0.097
8	800	CREASEY	35.325	29	DINSMORE	27.598	8	82	HINNELLS	1:02.916	1:02.958	0.042
9	5	KILLWORTH	35.375	5	KILLWORTH	27.617	9	9	HENNESSY	1:02.959	1:03.380	0.421
10	82	HINNELLS	35.427	9	HENNESSY	27.716	10	5	KILLWORTH	1:02.992	1:03.204	0.212
11	8	SAUNDERS	35.731	19	DONOVAN	28.003	11	129	CRIPPS	1:03.787	1:03.872	0.085
12	129	CRIPPS	35.735	129	CRIPPS	28.052	12	52	MANTELL	1:03.905	1:04.092	0.187
13	52	MANTELL	35.803	118	CORKETT	28.064	13	8	SAUNDERS	1:04.034	1:04.109	0.075
14	118	CORKETT	35.991	52	MANTELL	28.102	14	118	CORKETT	1:04.055	1:04.076	0.021
15	19	DONOVAN	36.162	40	BATE	28.278	15	19	DONOVAN	1:04.165	1:04.422	0.257
16	46	GATES	36.285	8	SAUNDERS	28.303	16	40	BATE	1:04.689	1:04.689	0.000
17	63	WREN	36.331	46	GATES	28.412	17	46	GATES	1:04.697	1:05.091	0.394
18	40	BATE	36.411	63	WREN	28.469	18	63	WREN	1:04.800	1:04.974	0.174
19	59	RUSHTON	36.661	6	FIRTH	28.641	19	59	RUSHTON	1:05.558	1:05.640	0.082
20	6	FIRTH	36.957	59	RUSHTON	28.897	20	6	FIRTH	1:05.598	1:05.649	0.051
21	24	REYNOLDS	37.808	139	MARLEY	29.550	21	24	REYNOLDS	1:07.381	1:07.381	0.000
22	139	MARLEY	37.968	24	REYNOLDS	29.573	22	139	MARLEY	1:07.518	1:07.684	0.166
23												

BMCRC - MRO Championships 2023 - Rnd 2 @ Pembrey

BMCRC Thunderbike Ultra & Extreme

RACE 5 - STATISTICS

Competitors Started	22
Planned Start	2023-04-08 @ 13:02:00.000
Actual Start	2023-04-08 @ 12:39:41.013
Finish Time	2023-04-08 @ 12:48:12.708
Track Length	1.4560mi.
Total Laps	171
Total Distance Covered	248.9760mi.

Session Fastest Lap History

NO	CL	NAME	LAP TIME	TIME OF DAY	LAP	VEHICLE
800	U	Morgan CREASEY	1:04.276	12:41:54.513	2	Suzuki GSXR 1000 K7
5	U	Stacey KILLWORTH	1:04.242	12:41:54.514	2	Suzuki GSXR 1000
45	U	Chad HASHMI	1:03.697	12:41:55.866	2	Suzuki GSXR1000
45	U	Chad HASHMI	1:03.428	12:42:59.294	3	Suzuki GSXR1000
78	U	Jamie THOMAS	1:03.139	12:43:01.000	3	Suzuki GSXR 1000
78	U	Jamie THOMAS	1:02.740	12:44:03.741	4	Suzuki GSXR 1000
45	U	Chad HASHMI	1:02.638	12:45:05.155	5	Suzuki GSXR1000
20	U	Connor SWYER	1:02.562	12:46:13.190	6	Suzuki GSXR 1000 K6
45	U	Chad HASHMI	1:02.156	12:47:10.308	7	Suzuki GSXR1000

Session Leader History

NO	CL	NAME	FROM LAP	LAPS LED	DISTANCE	VEHICLE
800	U	Morgan CREASEY	1	3	4.36 miles	Suzuki GSXR 1000 K7
7	U	Seb JENKINS	4	3	4.36 miles	Suzuki GSX-R 1000 K6
45	U	Chad HASHMI	7	2	2.91 miles	Suzuki GSXR1000

Flag History

TYPE	TIME OF DAY
GREEN	12:39:41.013
FINISH	12:48:12.708

Flag Statistics

TYPE	COUNT	TOTAL LAPS	TOTAL TIME
Green	1	8	10:00.341
Red	0	0	0.000
Safety Car	0	0	0.000
FCY	0	0	0.000

BMCRC - MRO Championships 2023 - Rnd 2 @ Pembrey

BMCRC Thunderbike Ultra & Extreme

RACE 5 - STATISTICS

CLASS : U

17 Starters

Fastest Lap History

NO	NAME	LAP TIME	TIME OF DAY	LAP	VEHICLE
800	Morgan CREASEY	1:04.276	12:41:54.513	2	Suzuki GSXR 1000 K7
5	Stacey KILLWORTH	1:04.242	12:41:54.514	2	Suzuki GSXR 1000
45	Chad HASHMI	1:03.697	12:41:55.866	2	Suzuki GSXR1000
45	Chad HASHMI	1:03.428	12:42:59.294	3	Suzuki GSXR1000
78	Jamie THOMAS	1:03.139	12:43:01.000	3	Suzuki GSXR 1000
78	Jamie THOMAS	1:02.740	12:44:03.741	4	Suzuki GSXR 1000
45	Chad HASHMI	1:02.638	12:45:05.155	5	Suzuki GSXR1000
20	Connor SWYER	1:02.562	12:46:13.190	6	Suzuki GSXR 1000 K6
45	Chad HASHMI	1:02.156	12:47:10.308	7	Suzuki GSXR1000

Leader History

NO	NAME	FROM LAP	LAPS LED	DISTANCE	VEHICLE
800	Morgan CREASEY	1	3	4.36 miles	Suzuki GSXR 1000 K7
7	Seb JENKINS	4	3	4.36 miles	Suzuki GSX-R 1000 K6
45	Chad HASHMI	7	2	2.91 miles	Suzuki GSXR1000

BMCRC - MRO Championships 2023 - Rnd 2 @ Pembrey

BMCRC Thunderbike Ultra & Extreme

RACE 5 - STATISTICS

CLASS : E

5 Starters

Fastest Lap History

NO	NAME	LAP TIME	TIME OF DAY	LAP	VEHICLE
52	Barry MANTELL	1:05.888	12:41:58.640	2	Honda 929 FIREBLADE
129	Derek CRIPPS	1:04.799	12:41:59.459	2	Yamaha R1
118	Darren CORKETT	1:04.076	12:45:15.341	5	Suzuki GSXR 600
129	Derek CRIPPS	1:03.872	12:47:23.210	7	Yamaha R1

Leader History

NO	NAME	FROM LAP	LAPS LED	DISTANCE	VEHICLE
52	Barry MANTELL	1	3	4.36 miles	Honda 929 FIREBLADE
129	Derek CRIPPS	4	2	2.91 miles	Yamaha R1
52	Barry MANTELL	6	3	4.36 miles	Honda 929 FIREBLADE

BMCRC - MRO Championships 2023 - Rnd 2 @ Pembrey

BMCRC Thunderbike Extreme & Ultra

RACE 16 - GRID (8 Laps)



ROW 8	1	23	21	Danny BRENNAN	22	139	Rob MARLEY	1:07.684					
ROW 7		21	24	Mark REYNOLDS	1:07.381	20	6	Andrew FIRTH	1:05.649	19	59	Hayden RUSHTON	1:05.640
ROW 6	18	46	Simon GATES	1:05.091	17	63	Matthew WREN	1:04.974	16	40	Malcolm BATE	1:04.689	
ROW 5		15	19	Tyler DONOVAN	1:04.422	14	8	Dave SAUNDERS	1:04.109	13	52	Barry MANTELL	1:04.092
ROW 4	12	118	Darren CORKETT	1:04.076	11	129	Derek CRIPPS	1:03.872	10	9	Shaun HENNESSY	1:03.380	
ROW 3		9	5	Stacey KILLWORTH	1:03.204	8	800	Morgan CREASEY	1:03.084	7	29	Cecil DINSMORE	1:03.006
ROW 2	6	102	James FEARN	1:02.991	5	82	Matt HINNELLS	1:02.958	4	78	Jamie THOMAS	1:02.740	
ROW 1		3	7	Seb JENKINS	1:02.696	2	20	Connor SWYER	1:02.333	1	45	Chad HASHMI	1:02.156
Pole													

Pembrey National: 1.4560 miles

These results are provisional until the conclusion of any judicial and technical matters.

Clerk Of Course :	Stewards :	Timekeeper : Sarah Evans
-------------------	------------	--------------------------

Results can be found at www.tsl-timing.com

Printed - 12:55 Saturday, 08 April 2023



BMCRC - MRO Championships 2023 - Rnd 2 @ Pembrey

BMCRC Thunderbike Extreme & Ultra

RACE 16 - CLASSIFICATION



POS	NO	CL	PIC NAME	ENTRY	LAPS	TIME	GAP	DIFF	MPH	BEST	ON
1	78	U	1 Jamie THOMAS	Suzuki GSXR 1000 - Team RubyRacing DART Moto	5	5:20.032			81.89	1:02.508	3
2	102	U	2 James FEARN	Suzuki GSXR1000 - Mark Wilby plumbing	5	5:20.422	0.390	0.390	81.79	1:02.625	3
3	800	U	3 Morgan CREASEY	Suzuki GSXR 1000 K7 - Warics Ltd	5	5:22.203	2.171	1.781	81.33	1:02.575	3
4	82	U	4 Matt HINNELLS	Yamaha R1 - BD Racing	5	5:22.245	2.213	0.042	81.32	1:02.503	3
5	63	U	5 Matthew WREN	Suzuki GSXR - TBR performance	5	5:30.926	10.894	8.681	79.19	1:04.358	4
6	19	U	6 Tyler DONOVAN	Kawasaki ZX10R - Tinder Corp	5	5:31.175	11.143	0.249	79.13	1:04.441	4
7	118	E	1 Darren CORKETT	Suzuki GSXR 600 - Jackson & Phillips	5	5:31.519	11.487	0.344	79.05	1:04.204	4
8	52	E	2 Barry MANTELL	Honda 929 FIREBLADE - Swedish car connection	5	5:31.605	11.573	0.086	79.03	1:04.241	4
9	46	U	7 Simon GATES	Yamaha YZF R1 - Canine Plus	5	5:31.962	11.930	0.357	78.94	1:04.257	2
10	129	E	3 Derek CRIPPS	Yamaha R1 - Team FBR	5	5:32.179	12.147	0.217	78.89	1:03.270	5
11	8	U	8 Dave SAUNDERS	Suzuki GSXR1000 - Mum/Dad/JW MOT/Parks Utility	5	5:35.058	15.026	2.879	78.21	1:03.704	5
12	40	U	9 Malcolm BATE	Suzuki GSXR1000 - Hartjay	5	5:36.835	16.803	1.777	77.80	1:05.056	3
13	6	E	4 Andrew FIRTH	Yamaha YZF-R1 - LTRmotorcycles.co.uk / Palmer F	5	5:41.429	21.397	4.594	76.75	1:05.622	2
14	59	U	10 Hayden RUSHTON	Ducati 999 -	5	5:41.930	21.898	0.501	76.64	1:06.125	5
15	21	U	11 Danny BRENNAN	Suzuki GSXR 1000 -	5	5:51.860	31.828	9.930	74.48	1:08.022	3
16	24	U	12 Mark REYNOLDS	Yamaha R1 4C8 -	5	6:05.868	45.836	14.008	71.63	1:11.135	3

NOT CLASSIFIED

DNF	5	U	Stacey KILLWORTH	Suzuki GSXR 1000 - Greenplant/Everns	0
DNF	7	U	Seb JENKINS	Suzuki GSX-R 1000 K6 - Long hours and hard graft	0
DNF	9	U	Shaun HENNESSY	Yamaha YZF 750SP - Turbary Carp Lakes Somerset	0
DNF	20	U	Connor SWYER	Suzuki GSXR 1000 K6 - WSC Performance & Ieithyr t	0
DNF	29	U	Cecil DINSMORE	Suzuki GSXR 1000 - KnC Motorsport	0
DNF	45	U	Chad HASHMI	Suzuki GSXR1000 -	0

NOT STARTED

NS	139	E	Rob MARLEY	Honda CBR600F3 - PearTree Racing
----	-----	---	------------	----------------------------------

FASTEST LAP

82	U	Matt HINNELLS	Yamaha R1 - BD Racing	3	1:02.503	83.86 mph	134.96 kph
129	E	Derek CRIPPS	Yamaha R1 - Team FBR	5	1:03.270	82.84 mph	133.32 kph

Class U - 92.5% of Race Speed = 75.74 mph

Class E - 92.5% of Race Speed = 73.12 mph

Weather / Track : Bright / Dry

These results are provisional until the conclusion of any judicial and technical matters.

Race Distance: 5 Laps / 7.28 miles

Pembrey National: 1.4560 miles

Date: 08/04/2023 Start: 16:26 Finish: 16:31

Clerk Of Course :	Stewards :	Timekeeper : Sarah Evans
-------------------	------------	--------------------------

Results can be found at www.tsl-timing.com

Printed - 16:34 Saturday, 08 April 2023



BMCRC - MRO Championships 2023 - Rnd 2 @ Pembrey

BMCRC Thunderbike Extreme & Ultra

RACE 16 - LAP CHART

LAP 1 @ 16:27:43.396

NO	BEHIND	LAP TIME
102		1:07.734
78	1.521	1:09.255
800	2.351	1:10.085
82	2.551	1:10.285
63	3.416	1:11.150
118	3.830	1:11.564
19	4.557	1:12.291
52	4.805	1:12.539
46	5.429	1:13.163
40	6.524	1:14.258
59	6.825	1:14.559
6	7.395	1:15.129
129	7.488	1:15.222
8	7.948	1:15.682
21	8.425	1:16.159
24	11.439	1:19.173

LAP 2 @ 16:28:46.777

NO	BEHIND	LAP TIME
102		1:03.381
78	0.724	1:02.584
800	2.713	1:03.743
82	3.056	1:03.886
63	5.077	1:05.042
118	5.386	1:04.937
19	5.647	1:04.471
52	5.938	1:04.514
46	6.305	1:04.257
40	9.097	1:05.954
6	9.636	1:05.622
8	9.963	1:05.396
129	10.146	1:06.039
59	11.704	1:08.260
21	14.676	1:09.632
24	20.197	1:12.139

LAP 3 @ 16:29:49.402

NO	BEHIND	LAP TIME
102		1:02.625
78	0.607	1:02.508
800	2.663	1:02.575
82	2.934	1:02.503
118	7.347	1:04.586
63	7.732	1:05.280
19	7.898	1:04.876
52	8.235	1:04.922
46	8.570	1:04.890
40	11.528	1:05.056
129	11.736	1:04.215
8	12.296	1:04.958
6	14.462	1:07.451
59	15.550	1:06.471
21	20.073	1:08.022
24	28.707	1:11.135

LAP 4 @ 16:30:52.603

NO	BEHIND	LAP TIME
78		1:02.594
102	0.197	1:03.398
800	2.071	1:02.609
82	2.478	1:02.745

118	8.350	1:04.204
63	8.889	1:04.358
19	9.138	1:04.441
52	9.275	1:04.241
46	9.776	1:04.407
129	11.968	1:03.433
40	14.071	1:05.744
8	14.413	1:05.318
6	18.109	1:06.848
59	18.864	1:06.515
21	25.730	1:08.858
24	37.359	1:11.853

LAP 5 @ 16:31:55.694

NO	BEHIND	LAP TIME
78		1:03.091
102	0.390	1:03.284
800	2.171	1:03.191
82	2.213	1:02.826
63	10.894	1:05.096
19	11.143	1:05.096
118	11.487	1:06.228
52	11.573	1:05.389
46	11.930	1:05.245
129	12.147	1:03.270
8	15.026	1:03.704
40	16.803	1:05.823
6	21.397	1:06.379
59	21.898	1:06.125
21	31.828	1:09.189
24	45.836	1:11.568

BMCRC - MRO Championships 2023 - Rnd 2 @ Pembrey

BMCRC Thunderbike Extreme & Ultra

RACE 16 - POSITION CHART

No	Name	Lap Pos					
			1	2	3	4	5
9	HENNESSY	1	102	102	102	78	78
5	KILLWORTH	2	78	78	78	102	102
7	JENKINS	3	800	800	800	800	800
8	SAUNDERS	4	82	82	82	82	82
19	DONOVAN	5	63	63	118	118	63
20	SWYER	6	118	118	63	63	19
21	BRENNAN	7	19	19	19	19	118
24	REYNOLDS	8	52	52	52	52	52
29	DINSMORE	9	46	46	46	46	46
40	BATE	10	40	40	40	129	129
45	HASHMI	11	59	6	129	40	8
59	RUSHTON	12	6	8	8	8	40
63	WREN	13	129	129	6	6	6
78	THOMAS	14	8	59	59	59	59
82	HINNELLS	15	21	21	21	21	21
102	FEARN	16	24	24	24	24	24
46	GATES	17					
800	CREASEY	18					
139	MARLEY	19					
6	FIRTH	20					
52	MANTELL	21					
118	CORKETT	22					
129	CRIPPS	23					

BMCRC - MRO Championships 2023 - Rnd 2 @ Pembrey

BMCRC Thunderbike Extreme & Ultra

RACE 16 - SECTOR ANALYSIS



SECTOR 1 = FL to I1, SECTOR 2 = I1 to FL, DIFF = Difference To Personal Best Lap, P = Crossed Finish Line in Pit Lane, D = Time Disallowed

P1 78 U		Jamie THOMAS		Suzuki GSXR 1000 - Team RubyRacing DART Motorsport		
IDEAL LAP TIME : 1:02.288		BEST LAP TIME : 1:02.508		DIFFERENCE : 0.220		
LAP	SECTOR 1	SECTOR 2	LAP TIME	MPH	DIFF	TIME OF DAY
1 -		27.791	1:09.255	75.68	6.747	16:27:44.917
2 -	35.100	27.484	1:02.584 (2)	83.75	0.076	16:28:47.501
3 -	34.931	27.577	1:02.508 (1)	83.85		16:29:50.009
4 -	34.804	27.790	1:02.594 (3)	83.73	0.086	16:30:52.603
5 -	35.192	27.899	1:03.091	83.07	0.583	16:31:55.694

P2 102 U		James FEARN		Suzuki GSXR1000 - Mark Wilby plumbing		
IDEAL LAP TIME : 1:02.625		BEST LAP TIME : 1:02.625		DIFFERENCE : 0.000		
LAP	SECTOR 1	SECTOR 2	LAP TIME	MPH	DIFF	TIME OF DAY
1 -		27.947	1:07.734	77.38	5.109	16:27:43.396
2 -	35.484	27.897	1:03.381 (3)	82.69	0.756	16:28:46.777
3 -	34.922	27.703	1:02.625 (1)	83.69		16:29:49.402
4 -	35.228	28.170	1:03.398	82.67	0.773	16:30:52.800
5 -	35.317	27.967	1:03.284 (2)	82.82	0.659	16:31:56.084

P3 800 U		Morgan CREASEY		Suzuki GSXR 1000 K7 - Warics Ltd		
IDEAL LAP TIME : 1:02.531		BEST LAP TIME : 1:02.575		DIFFERENCE : 0.044		
LAP	SECTOR 1	SECTOR 2	LAP TIME	MPH	DIFF	TIME OF DAY
1 -		28.058	1:10.085	74.78	7.510	16:27:45.747
2 -	36.264	27.479	1:03.743	82.23	1.168	16:28:49.490
3 -	35.158	27.417	1:02.575 (1)	83.76		16:29:52.065
4 -	35.236	27.373	1:02.609 (2)	83.71	0.034	16:30:54.674
5 -	35.550	27.641	1:03.191 (3)	82.94	0.616	16:31:57.865

P4 82 U		Matt HINNELLS		Yamaha R1 - BD Racing		
IDEAL LAP TIME : 1:02.497		BEST LAP TIME : 1:02.503		DIFFERENCE : 0.006		
LAP	SECTOR 1	SECTOR 2	LAP TIME	MPH	DIFF	TIME OF DAY
1 -		27.936	1:10.285	74.57	7.782	16:27:45.947
2 -	36.408	27.478	1:03.886	82.04	1.383	16:28:49.833
3 -	35.095	27.408	1:02.503 (1)	83.86		16:29:52.336
4 -	35.296	27.449	1:02.745 (2)	83.53	0.242	16:30:55.081
5 -	35.424	27.402	1:02.826 (3)	83.43	0.323	16:31:57.907

P5 63 U		Matthew WREN		Suzuki GSXR - TBR performance		
IDEAL LAP TIME : 1:04.194		BEST LAP TIME : 1:04.358		DIFFERENCE : 0.164		
LAP	SECTOR 1	SECTOR 2	LAP TIME	MPH	DIFF	TIME OF DAY
1 -		28.038	1:11.150	73.66	6.792	16:27:46.812
2 -	36.554	28.488	1:05.042 (2)	80.58	0.684	16:28:51.854
3 -	36.277	29.003	1:05.280	80.29	0.922	16:29:57.134
4 -	36.156	28.202	1:04.358 (1)	81.44		16:31:01.492
5 -	36.743	28.353	1:05.096 (3)	80.52	0.738	16:32:06.588

P6 19 U		Tyler DONOVAN		Kawasaki ZX10R - Tinder Corp		
IDEAL LAP TIME : 1:04.284		BEST LAP TIME : 1:04.441		DIFFERENCE : 0.157		
LAP	SECTOR 1	SECTOR 2	LAP TIME	MPH	DIFF	TIME OF DAY
1 -		28.275	1:12.291	72.50	7.850	16:27:47.953
2 -	36.187	28.284	1:04.471 (2)	81.30	0.030	16:28:52.424
3 -	36.107	28.769	1:04.876 (3)	80.79	0.435	16:29:57.300
4 -	36.264	28.177	1:04.441 (1)	81.33		16:31:01.741
5 -	36.855	28.241	1:05.096	80.52	0.655	16:32:06.837

BMCRC - MRO Championships 2023 - Rnd 2 @ Pembrey

BMCRC Thunderbike Extreme & Ultra

RACE 16 - SECTOR ANALYSIS



SECTOR 1 = FL to I1, SECTOR 2 = I1 to FL, DIFF = Difference To Personal Best Lap, P = Crossed Finish Line in Pit Lane, D = Time Disallowed

P7 118 E		Darren CORKETT		Suzuki GSXR 600 - Jackson & Phillips		
IDEAL LAP TIME : 1:04.204		BEST LAP TIME : 1:04.204		DIFFERENCE : 0.000		
LAP	SECTOR 1	SECTOR 2	LAP TIME	MPH	DIFF	TIME OF DAY
1 -		28.377	1:11.564	73.24	7.360	16:27:47.226
2 -	36.209	28.728	1:04.937 (3)	80.71	0.733	16:28:52.163
3 -	36.081	28.505	1:04.586 (2)	81.15	0.382	16:29:56.749
4 -	35.832	28.372	1:04.204 (1)	81.63		16:31:00.953
5 -	37.336	28.892	1:06.228	79.14	2.024	16:32:07.181

P8 52 E		Barry MANTELL		Honda 929 FIREBLADE - Swedish car connection		
IDEAL LAP TIME : 1:04.241		BEST LAP TIME : 1:04.241		DIFFERENCE : 0.000		
LAP	SECTOR 1	SECTOR 2	LAP TIME	MPH	DIFF	TIME OF DAY
1 -		28.259	1:12.539	72.25	8.298	16:27:48.201
2 -	36.225	28.289	1:04.514 (2)	81.24	0.273	16:28:52.715
3 -	36.025	28.897	1:04.922 (3)	80.73	0.681	16:29:57.637
4 -	36.013	28.228	1:04.241 (1)	81.59		16:31:01.878
5 -	36.875	28.514	1:05.389	80.16	1.148	16:32:07.267

P9 46 U		Simon GATES		Yamaha YZF R1 - Canine Plus		
IDEAL LAP TIME : 1:04.136		BEST LAP TIME : 1:04.257		DIFFERENCE : 0.121		
LAP	SECTOR 1	SECTOR 2	LAP TIME	MPH	DIFF	TIME OF DAY
1 -		28.695	1:13.163	71.64	8.906	16:27:48.825
2 -	35.998	28.259	1:04.257 (1)	81.57		16:28:53.082
3 -	36.015	28.875	1:04.890 (3)	80.77	0.633	16:29:57.972
4 -	35.877	28.530	1:04.407 (2)	81.38	0.150	16:31:02.379
5 -	36.583	28.662	1:05.245	80.33	0.988	16:32:07.624

P10 129 E		Derek CRIPPS		Yamaha R1 - Team FBR		
IDEAL LAP TIME : 1:03.228		BEST LAP TIME : 1:03.270		DIFFERENCE : 0.042		
LAP	SECTOR 1	SECTOR 2	LAP TIME	MPH	DIFF	TIME OF DAY
1 -		29.639	1:15.222	69.68	11.952	16:27:50.884
2 -	37.755	28.284	1:06.039	79.37	2.769	16:28:56.923
3 -	36.225	27.990	1:04.215 (3)	81.62	0.945	16:30:01.138
4 -	35.681	27.752	1:03.433 (2)	82.63	0.163	16:31:04.571
5 -	35.476	27.794	1:03.270 (1)	82.84		16:32:07.841

P11 8 U		Dave SAUNDERS		Suzuki GSXR1000 - Mum/Dad/JW MOT/Parks Utility		
IDEAL LAP TIME : 1:03.704		BEST LAP TIME : 1:03.704		DIFFERENCE : 0.000		
LAP	SECTOR 1	SECTOR 2	LAP TIME	MPH	DIFF	TIME OF DAY
1 -		29.363	1:15.682	69.25	11.978	16:27:51.344
2 -	37.194	28.202	1:05.396	80.15	1.692	16:28:56.740
3 -	37.052	27.906	1:04.958 (2)	80.69	1.254	16:30:01.698
4 -	36.472	28.846	1:05.318 (3)	80.24	1.614	16:31:07.016
5 -	35.925	27.779	1:03.704 (1)	82.28		16:32:10.720

P12 40 U		Malcolm BATE		Suzuki GSXR1000 - Hartjaj		
IDEAL LAP TIME : 1:05.056		BEST LAP TIME : 1:05.056		DIFFERENCE : 0.000		
LAP	SECTOR 1	SECTOR 2	LAP TIME	MPH	DIFF	TIME OF DAY
1 -		30.068	1:14.258	70.58	9.202	16:27:49.920
2 -	37.073	28.881	1:05.954	79.47	0.898	16:28:55.874
3 -	36.798	28.258	1:05.056 (1)	80.57		16:30:00.930
4 -	36.921	28.823	1:05.744 (2)	79.72	0.688	16:31:06.674
5 -	36.996	28.827	1:05.823 (3)	79.63	0.767	16:32:12.497

BMCRC - MRO Championships 2023 - Rnd 2 @ Pembrey

BMCRC Thunderbike Extreme & Ultra

RACE 16 - SECTOR ANALYSIS



SECTOR 1 = FL to I1, SECTOR 2 = I1 to FL, DIFF = Difference To Personal Best Lap, P = Crossed Finish Line in Pit Lane, D = Time Disallowed

P13		6 E		Andrew FIRTH		Yamaha YZF-R1 - LTRmotorcycles.co.uk / Palmer Race Skool /	
IDEAL LAP TIME : 1:05.622		BEST LAP TIME : 1:05.622		DIFFERENCE : 0.000			
LAP	SECTOR 1	SECTOR 2	LAP TIME	MPH	DIFF	TIME OF DAY	
1 -		29.750	1:15.129	69.76	9.507	16:27:50.791	
2 -	36.819	28.803	1:05.622 (1)	79.87		16:28:56.413	
3 -	38.475	28.976	1:07.451	77.70	1.829	16:30:03.864	
4 -	37.394	29.454	1:06.848 (3)	78.41	1.226	16:31:10.712	
5 -	37.548	28.831	1:06.379 (2)	78.96	0.757	16:32:17.091	

P14		59 U		Hayden RUSHTON		Ducati 999 -	
IDEAL LAP TIME : 1:05.933		BEST LAP TIME : 1:06.125		DIFFERENCE : 0.192			
LAP	SECTOR 1	SECTOR 2	LAP TIME	MPH	DIFF	TIME OF DAY	
1 -		29.397	1:14.559	70.30	8.434	16:27:50.221	
2 -	38.747	29.513	1:08.260	76.78	2.135	16:28:58.481	
3 -	37.572	28.899	1:06.471 (2)	78.85	0.346	16:30:04.952	
4 -	37.317	29.198	1:06.515 (3)	78.80	0.390	16:31:11.467	
5 -	37.034	29.091	1:06.125 (1)	79.26		16:32:17.592	

P15		21 U		Danny BRENNAN		Suzuki GSXR 1000 -	
IDEAL LAP TIME : 1:07.688		BEST LAP TIME : 1:08.022		DIFFERENCE : 0.334			
LAP	SECTOR 1	SECTOR 2	LAP TIME	MPH	DIFF	TIME OF DAY	
1 -		29.645	1:16.159	68.82	8.137	16:27:51.821	
2 -	39.398	30.234	1:09.632	75.27	1.610	16:29:01.453	
3 -	38.043	29.979	1:08.022 (1)	77.05		16:30:09.475	
4 -	38.305	30.553	1:08.858 (2)	76.12	0.836	16:31:18.333	
5 -	38.393	30.796	1:09.189 (3)	75.75	1.167	16:32:27.522	

P16		24 U		Mark REYNOLDS		Yamaha R1 4C8 -	
IDEAL LAP TIME : 1:10.806		BEST LAP TIME : 1:11.135		DIFFERENCE : 0.329			
LAP	SECTOR 1	SECTOR 2	LAP TIME	MPH	DIFF	TIME OF DAY	
1 -		31.417	1:19.173	66.20	8.038	16:27:54.835	
2 -	41.156	30.983	1:12.139	72.65	1.004	16:29:06.974	
3 -	39.823	31.312	1:11.135 (1)	73.68		16:30:18.109	
4 -	40.376	31.477	1:11.853 (3)	72.94	0.718	16:31:29.962	
5 -	40.223	31.345	1:11.568 (2)	73.23	0.433	16:32:41.530	

BMCRC - MRO Championships 2023 - Rnd 2 @ Pembrey

BMCRC Thunderbike Extreme & Ultra

RACE 16 - BEST SECTORS

SECTOR 1			SECTOR 2			IDEAL / BEST COMPARISON						
POS	NO	NAME	TIME	NO	NAME	TIME	POS	NO	NAME	IDEAL	BEST	DIFF
									PERFECT LAP	1:02.177		
1	78	THOMAS	34.804	800	CREASEY	27.373	1	78	THOMAS	1:02.288	1:02.508	0.220
2	102	FEARN	34.922	82	HINNELLS	27.402	2	82	HINNELLS	1:02.497	1:02.503	0.006
3	82	HINNELLS	35.095	78	THOMAS	27.484	3	800	CREASEY	1:02.531	1:02.575	0.044
4	800	CREASEY	35.158	102	FEARN	27.703	4	102	FEARN	1:02.625	1:02.625	0.000
5	129	CRIPPS	35.476	129	CRIPPS	27.752	5	129	CRIPPS	1:03.228	1:03.270	0.042
6	118	CORKETT	35.832	8	SAUNDERS	27.779	6	8	SAUNDERS	1:03.704	1:03.704	0.000
7	46	GATES	35.877	63	WREN	28.038	7	46	GATES	1:04.136	1:04.257	0.121
8	8	SAUNDERS	35.925	19	DONOVAN	28.177	8	63	WREN	1:04.194	1:04.358	0.164
9	52	MANTELL	36.013	52	MANTELL	28.228	9	118	CORKETT	1:04.204	1:04.204	0.000
10	19	DONOVAN	36.107	40	BATE	28.258	10	52	MANTELL	1:04.241	1:04.241	0.000
11	63	WREN	36.156	46	GATES	28.259	11	19	DONOVAN	1:04.284	1:04.441	0.157
12	40	BATE	36.798	118	CORKETT	28.372	12	40	BATE	1:05.056	1:05.056	0.000
13	6	FIRTH	36.819	6	FIRTH	28.803	13	6	FIRTH	1:05.622	1:05.622	0.000
14	59	RUSHTON	37.034	59	RUSHTON	28.899	14	59	RUSHTON	1:05.933	1:06.125	0.192
15	21	BRENNAN	38.043	21	BRENNAN	29.645	15	21	BRENNAN	1:07.688	1:08.022	0.334
16	24	REYNOLDS	39.823	24	REYNOLDS	30.983	16	24	REYNOLDS	1:10.806	1:11.135	0.329
17												
18												
19												
20												
21												
22												

BMCRC - MRO Championships 2023 - Rnd 2 @ Pembrey

BMCRC Thunderbike Extreme & Ultra

RACE 16 - STATISTICS

Competitors Started 17
Planned Start 2023-04-08 @ 16:51:00.000
Actual Start 2023-04-08 @ 16:26:35.661
Finish Time 2023-04-08 @ 16:31:55.693
Track Length 1.4560mi.
Total Laps 80
Total Distance Covered 116.4800mi.

Session Fastest Lap History

NO	CL	NAME	LAP TIME	TIME OF DAY	LAP	VEHICLE
102	U	James FEARN	1:03.381	16:28:46.806	2	Suzuki GSXR1000
78	U	Jamie THOMAS	1:02.584	16:28:47.539	2	Suzuki GSXR 1000
78	U	Jamie THOMAS	1:02.508	16:29:50.045	3	Suzuki GSXR 1000
82	U	Matt HINNELLS	1:02.503	16:29:52.363	3	Yamaha R1

Session Leader History

NO	CL	NAME	FROM LAP	LAPS LED	DISTANCE	VEHICLE
102	U	James FEARN	1	3	4.36 miles	Suzuki GSXR1000
78	U	Jamie THOMAS	4	2	2.91 miles	Suzuki GSXR 1000

Flag History

TYPE	TIME OF DAY
GREEN	16:26:35.661
FINISH	16:31:55.693

Flag Statistics

TYPE	COUNT	TOTAL LAPS	TOTAL TIME
Green	1	5	6:24.329
Red	0	0	0.000
Safety Car	0	0	0.000
FCY	0	0	0.000

BMCRC - MRO Championships 2023 - Rnd 2 @ Pembrey

BMCRC Thunderbike Extreme & Ultra

RACE 16 - STATISTICS

CLASS : U

13 Starters

Fastest Lap History

NO	NAME	LAP TIME	TIME OF DAY	LAP	VEHICLE
102	James FEARN	1:03.381	16:28:46.806	2	Suzuki GSXR1000
78	Jamie THOMAS	1:02.584	16:28:47.539	2	Suzuki GSXR 1000
78	Jamie THOMAS	1:02.508	16:29:50.045	3	Suzuki GSXR 1000
82	Matt HINNELLS	1:02.503	16:29:52.363	3	Yamaha R1

Leader History

NO	NAME	FROM LAP	LAPS LED	DISTANCE	VEHICLE
102	James FEARN	1	3	4.36 miles	Suzuki GSXR1000
78	Jamie THOMAS	4	2	2.91 miles	Suzuki GSXR 1000

BMCRC - MRO Championships 2023 - Rnd 2 @ Pembrey

BMCRC Thunderbike Extreme & Ultra

RACE 16 - STATISTICS

CLASS : E

4 Starters

Fastest Lap History

NO	NAME	LAP TIME	TIME OF DAY	LAP	VEHICLE
118	Darren CORKETT	1:04.937	16:28:52.174	2	Suzuki GSXR 600
52	Barry MANTELL	1:04.514	16:28:52.731	2	Honda 929 FIREBLADE
129	Derek CRIPPS	1:04.215	16:30:01.157	3	Yamaha R1
118	Darren CORKETT	1:04.204	16:31:00.964	4	Suzuki GSXR 600
129	Derek CRIPPS	1:03.433	16:31:04.591	4	Yamaha R1
129	Derek CRIPPS	1:03.270	16:32:07.860	5	Yamaha R1

Leader History

NO	NAME	FROM LAP	LAPS LED	DISTANCE	VEHICLE
118	Darren CORKETT	1	5	7.28 miles	Suzuki GSXR 600

BMCRC - MRO Championships 2023 - Rnd 2 @ Pembrey

BMCRC Thunderbike Extreme & Ultra

RACE 5 - GRID (10 Laps)



ROW 8	1		23	139 Rob MARLEY	22	24 Mark REYNOLDS	1:11.135				
ROW 7			21	21 Danny BRENNAN	1:08.022	20	59 Hayden RUSHTON	1:06.125	19	6 Andrew FIRTH	1:05.622
ROW 6	18	40 Malcolm BATE	1:05.056	17	19 Tyler DONOVAN	1:04.441	16	9 Shaun HENNESSY			
ROW 5			15	5 Stacey KILLWORTH		14	63 Matthew WREN	1:04.358	13	29 Cecil DINSMORE	
ROW 4	12	46 Simon GATES	1:04.257	11	52 Barry MANTELL	1:04.241	10	118 Darren CORKETT	1:04.204		
ROW 3			9	7 Seb JENKINS		8	20 Connor SWYER		7	45 Chad HASHMI	
ROW 2	6	8 Dave SAUNDERS	1:03.704	5	129 Derek CRIPPS	1:03.270	4	102 James FEARN	1:02.625		
ROW 1			3	800 Morgan CREASEY	1:02.575	2	78 Jamie THOMAS	1:02.508	1	82 Matt HINNELLS	1:02.503
Pole											

Pembrey National: 1.4560 miles

These results are provisional until the conclusion of any judicial and technical matters.

Clerk Of Course :	Stewards :	Timekeeper : Sarah Evans
-------------------	------------	--------------------------

Results can be found at www.tsl-timing.com

Printed - 16:39 Saturday, 08 April 2023



BMCRC - MRO Championships 2023 - Rnd 2 @ Pembrey

BMCRC Thunderbike Extreme & Ultra

RACE 5 - CLASSIFICATION



POS	NO	CL	PIC NAME	ENTRY	LAPS	TIME	GAP	DIFF	MPH	BEST	ON
1	45	U	1 Chad HASHMI	Suzuki GSXR1000 -	10	10:33.981			82.67	1:02.120	5
2	800	U	2 Morgan CREASEY	Suzuki GSXR 1000 K7 - Warics Ltd	10	10:34.242	0.261	0.261	82.64	1:02.239	5
3	102	U	3 James FEARN	Suzuki GSXR1000 - Mark Wilby plumbing	10	10:34.501	0.520	0.259	82.60	1:02.366	5
4	9	E	1 Shaun HENNESSY	Yamaha YZF 750SP - Turbary Carp Lakes Somerset	10	10:34.706	0.725	0.205	82.58	1:02.261	8
5	7	U	4 Seb JENKINS	Suzuki GSX-R 1000 K6 - Long hours and hard graft	10	10:37.054	3.073	2.348	82.27	1:02.145	9
6	5	U	5 Stacey KILLWORTH	Suzuki GSXR 1000 - Greenplant/Everns	10	10:37.957	3.976	0.903	82.16	1:02.238	6
7	78*	U	6 Jamie THOMAS	Suzuki GSXR 1000 - Team RubyRacing DART Moto	10	10:47.823	13.842	9.866	80.91	1:01.970	5
8	82	U	7 Matt HINNELLS	Yamaha R1 - BD Racing	10	10:47.909	13.928	0.086	80.90	1:03.391	2
9	20	U	8 Connor SWYER	Suzuki GSXR 1000 K6 - WSC Performance & Leithyr	10	10:48.129	14.148	0.220	80.87	1:03.692	10
10	118	E	2 Darren CORKETT	Suzuki GSXR 600 - Jackson & Phillips	10	10:49.144	15.163	1.015	80.74	1:03.378	7
11	52	E	3 Barry MANTELL	Honda 929 FIREBLADE - Swedish car connection	10	10:56.547	22.566	7.403	79.83	1:04.354	8
12	40	U	9 Malcolm BATE	Suzuki GSXR1000 - Hartjay	10	10:57.970	23.989	1.423	79.66	1:04.068	3
13	29	U	10 Cecil DINSMORE	Suzuki GSXR 1000 - KnC Motorsport	10	10:59.397	25.416	1.427	79.49	1:03.935	9
14	19	U	11 Tyler DONOVAN	Kawasaki ZX10R - Tinder Corp	10	10:59.722	25.741	0.325	79.45	1:03.430	10
15	46	U	12 Simon GATES	Yamaha YZF R1 - Canine Plus	10	11:04.141	30.160	4.419	78.92	1:04.382	10
16	129	E	4 Derek CRIPPS	Yamaha R1 - Team FBR	10	11:07.013	33.032	2.872	78.58	1:05.254	9
17	6	E	5 Andrew FIRTH	Yamaha YZF-R1 - LTRmotorcycles.co.uk / Palmer F	10	11:07.502	33.521	0.489	78.52	1:04.644	9
18	24	U	13 Mark REYNOLDS	Yamaha R1 4CB -	10	11:33.775	59.794	26.273	75.55	1:07.629	4

NOT CLASSIFIED

DNF	21	U	Danny BRENNAN	Suzuki GSXR 1000 -	8	9:22.892	2 Laps	2 Laps	74.49	1:08.051	4
DNF	8	U	Dave SAUNDERS	Suzuki GSXR1000 - Mum/Dad/JW MOT/Parks Utility	2	2:20.461	8 Laps	6 Laps	74.63	1:07.116	2
DNF	63	U	Matthew WREN	Suzuki GSXR - TBR performance	0						

NOT STARTED

NS	59	U	Hayden RUSHTON	Ducati 999 -
NS	139	E	Rob MARLEY	Honda CBR600F3 - PearTree Racing

FASTEST LAP

78	U	Jamie THOMAS	Suzuki GSXR 1000 - Team RubyRacing DART Moto	5	1:01.970	84.58 mph	136.12 kph
9	E	Shaun HENNESSY	Yamaha YZF 750SP - Turbary Carp Lakes Somerset	8	1:02.261	84.18 mph	135.48 kph

Bike 78 - 10 second penalty - Yellow flag infringement

Class U - 92.5% of Race Speed = 76.46 mph

Class E - 92.5% of Race Speed = 76.38 mph

Weather / Track : Bright / Dry

These results are provisional until the conclusion of any judicial and technical matters.

Race Distance: 10 Laps / 14.56 miles

Pembrey National: 1.4560 miles

Date: 09/04/2023 Start: 10:48 Finish: 10:59

Clerk Of Course :	Stewards :	Timekeeper : Sarah Evans
-------------------	------------	--------------------------

Results can be found at www.tsl-timing.com

Printed - 11:01 Sunday, 09 April 2023



BMCRC - MRO Championships 2023 - Rnd 2 @ Pembrey

BMCRC Thunderbike Extreme & Ultra

RACE 5 - LAP CHART

LAP 1 @ 10:49:44.009

NO	BEHIND	LAP TIME
45		1:08.385
800	0.282	1:08.667
102	0.409	1:08.794
78	0.596	1:08.981
7	1.008	1:09.393
82	1.446	1:09.831
9	1.666	1:10.051
20	2.397	1:10.782
5	2.523	1:10.908
118	4.103	1:12.488
52	4.819	1:13.204
8	4.960	1:13.345
40	5.087	1:13.472
129	5.693	1:14.078
46	6.003	1:14.388
19	6.189	1:14.574
29	6.469	1:14.854
21	7.790	1:16.175
6	7.992	1:16.377
24	9.222	1:17.607

6	14.479	1:06.821
24	20.498	1:08.926
21	20.716	1:10.487

129	21.305	1:05.314
46	21.679	1:05.400
6	23.876	1:05.339
24	36.849	1:08.885
21	39.634	1:10.695

29	23.589	1:03.935
19	24.856	1:03.851
46	28.323	1:04.880
129	30.094	1:05.254
6	30.674	1:04.644
24	54.088	1:08.137

LAP 4 @ 10:52:53.695

NO	BEHIND	LAP TIME
78		1:02.977
45	0.376	1:03.566
800	0.765	1:03.521
102	0.959	1:03.535
9	1.133	1:03.425
7	1.737	1:03.458
82	2.889	1:04.104
5	3.274	1:03.470
20	6.246	1:04.823
118	7.506	1:03.961
40	8.155	1:04.452
52	9.406	1:04.917
29	14.786	1:04.638
129	15.305	1:05.487
46	15.726	1:05.083
19	16.529	1:05.613
6	17.620	1:06.331
24	24.937	1:07.629
21	25.577	1:08.051

LAP 7 @ 10:56:01.828

NO	BEHIND	LAP TIME
45		1:03.081
800	0.052	1:02.499
102	0.403	1:02.572
78	1.199	1:03.893
9	1.315	1:03.352
7	2.691	1:02.831
5	2.930	1:02.596
82	7.497	1:04.803
20	9.951	1:03.799
118	10.535	1:03.378
52	15.702	1:04.358
40	16.832	1:05.395
29	20.622	1:04.708
19	21.505	1:04.826
46	24.004	1:05.406
129	24.312	1:06.088
6	26.133	1:05.338
24	43.005	1:09.237
21	46.744	1:10.191

LAP 10 @ 10:59:09.605

NO	BEHIND	LAP TIME
45		1:02.273
800	0.261	1:02.806
102	0.520	1:02.513
9	0.725	1:02.299
7	3.073	1:02.910
78	3.842	1:03.637
5	3.976	1:03.267
82	13.928	1:04.663
20	14.148	1:03.692
118	15.163	1:03.912
52	22.566	1:05.621
40	23.989	1:05.022
29	25.416	1:04.372
19	25.741	1:03.430
46	30.160	1:04.382
129	33.032	1:05.483
6	33.521	1:05.392
24	59.794	1:08.251

LAP 2 @ 10:50:47.300

NO	BEHIND	LAP TIME
45		1:03.291
800	0.178	1:03.187
78	0.352	1:03.047
102	0.604	1:03.486
7	0.959	1:03.242
9	1.139	1:02.764
82	1.546	1:03.391
5	3.282	1:04.050
20	3.694	1:04.588
118	5.438	1:04.626
52	5.898	1:04.370
40	6.030	1:04.234
8	8.785	1:07.116
46	9.637	1:06.925
129	9.822	1:07.420
19	10.105	1:07.207
29	10.212	1:07.034
6	10.863	1:06.162
21	13.434	1:08.935
24	14.777	1:08.846

LAP 5 @ 10:53:55.665

NO	BEHIND	LAP TIME
78		1:01.970
45	0.526	1:02.120
800	1.034	1:02.239
102	1.355	1:02.366
9	1.515	1:02.352
7	3.278	1:03.511
5	4.259	1:02.955
82	5.027	1:04.108
20	8.175	1:03.899
118	9.103	1:03.567
40	11.455	1:05.270
52	12.218	1:04.782
29	17.494	1:04.678
19	18.697	1:04.138
129	19.073	1:05.738
46	19.361	1:05.605
6	21.619	1:05.969
24	31.046	1:08.079
21	32.021	1:08.414

LAP 8 @ 10:57:04.686

NO	BEHIND	LAP TIME
800		1:02.806
102	0.148	1:02.603
45	0.390	1:03.248
9	0.718	1:02.261
78	2.039	1:03.698
7	2.937	1:03.104
5	3.261	1:03.189
82	9.669	1:05.030
20	11.293	1:04.200
118	11.914	1:04.237
52	17.198	1:04.354
40	18.708	1:04.734
29	22.028	1:04.264
19	23.379	1:04.732
46	25.817	1:04.671
129	27.214	1:05.760
6	28.404	1:05.129
24	48.325	1:08.178
21	53.830	1:09.944

LAP 3 @ 10:51:50.505

NO	BEHIND	LAP TIME
45		1:03.205
78	0.213	1:03.066
800	0.434	1:03.461
102	0.614	1:03.215
9	0.898	1:02.964
7	1.469	1:03.715
82	1.975	1:03.634
5	2.994	1:02.917
20	4.613	1:04.124
118	6.735	1:04.502
40	6.893	1:04.068
52	7.679	1:04.986
129	13.008	1:06.391
29	13.338	1:06.331
46	13.833	1:07.401
19	14.106	1:07.206

LAP 6 @ 10:54:58.747

NO	BEHIND	LAP TIME
45		1:02.556
78	0.387	1:03.469
800	0.634	1:02.682
102	0.912	1:02.639
9	1.044	1:02.611
7	2.941	1:02.745
5	3.415	1:02.238
82	5.775	1:03.830
20	9.233	1:04.140
118	10.238	1:04.217
52	14.425	1:05.289
40	14.518	1:06.145
29	18.995	1:04.583
19	19.760	1:04.145

LAP 9 @ 10:58:07.060

NO	BEHIND	LAP TIME
800		1:02.374
45	0.272	1:02.256
102	0.552	1:02.778
9	0.971	1:02.627
7	2.708	1:02.145
78	2.750	1:03.085
5	3.254	1:02.367
82	11.810	1:04.515
20	13.001	1:04.082
118	13.796	1:04.256
52	19.490	1:04.666
40	21.512	1:05.178

Weather / Track : Bright / Dry

Pembrey National: 1.4560 miles
Date: 09/04/2023 Start: 10:48 Finish: 10:59

Results can be found at www.tsl-timing.com

Printed - 11:01 Sunday, 09 April 2023

BMCRC - MRO Championships 2023 - Rnd 2 @ Pembrey

BMCRC Thunderbike Extreme & Ultra

RACE 5 - POSITION CHART

No	Name	Lap										
		Pos	1	2	3	4	5	6	7	8	9	10
82	HINNELLS	1	45	45	45	78	78	45	45	800	800	45
78	THOMAS	2	800	800	78	45	45	78	800	102	45	800
800	CREASEY	3	102	78	800	800	800	800	102	45	102	102
102	FEARN	4	78	102	102	102	102	102	78	9	9	9
129	CRIPPS	5	7	7	9	9	9	9	9	78	7	7
8	SAUNDERS	6	82	9	7	7	7	7	7	7	78	78
45	HASHMI	7	9	82	82	82	5	5	5	5	5	5
20	SWYER	8	20	5	5	5	82	82	82	82	82	82
7	JENKINS	9	5	20	20	20	20	20	20	20	20	20
118	CORKETT	10	118	118	118	118	118	118	118	118	118	118
52	MANTELL	11	52	52	40	40	40	52	52	52	52	52
46	GATES	12	8	40	52	52	52	40	40	40	40	40
29	DINSMORE	13	40	8	129	29	29	29	29	29	29	29
63	WREN	14	129	46	29	129	19	19	19	19	19	19
5	KILLWORTH	15	46	129	46	46	129	129	46	46	46	46
9	HENNESSY	16	19	19	19	19	46	46	129	129	129	129
19	DONOVAN	17	29	29	6	6	6	6	6	6	6	6
40	BATE	18	21	6	24	24	24	24	24	24	24	24
6	FIRTH	19	6	21	21	21	21	21	21	21	21	21
59	RUSHTON	20	24	24								
21	BRENNAN	21										
24	REYNOLDS	22										
139	MARLEY	23										

BMCRC - MRO Championships 2023 - Rnd 2 @ Pembrey

BMCRC Thunderbike Extreme & Ultra

RACE 5 - SECTOR ANALYSIS



SECTOR 1 = FL to I1, SECTOR 2 = I1 to FL, DIFF = Difference To Personal Best Lap, P = Crossed Finish Line in Pit Lane, D = Time Disallowed

P1 45 U		Chad HASHMI		Suzuki GSXR1000 -		
IDEAL LAP TIME : 1:01.961		BEST LAP TIME : 1:02.120		DIFFERENCE : 0.159		
LAP	SECTOR 1	SECTOR 2	LAP TIME	MPH	DIFF	TIME OF DAY
1 -		27.734	1:08.385	76.64	6.265	10:49:44.009
2 -	35.582	27.709	1:03.291	82.81	1.171	10:50:47.300
3 -	35.590	27.615	1:03.205	82.93	1.085	10:51:50.505
4 -	35.790	27.776	1:03.566	82.45	1.446	10:52:54.071
5 -	34.979	27.141	1:02.120 (1)	84.37		10:53:56.191
6 -	34.874	27.682	1:02.556	83.79	0.436	10:54:58.747
7 -	35.343	27.738	1:03.081	83.09	0.961	10:56:01.828
8 -	35.873	27.375	1:03.248	82.87	1.128	10:57:05.076
9 -	35.169	27.087	1:02.256 (2)	84.19	0.136	10:58:07.332
10 -	34.969	27.304	1:02.273 (3)	84.17	0.153	10:59:09.605

P2 800 U		Morgan CREASEY		Suzuki GSXR 1000 K7 - Warics Ltd		
IDEAL LAP TIME : 1:02.083		BEST LAP TIME : 1:02.239		DIFFERENCE : 0.156		
LAP	SECTOR 1	SECTOR 2	LAP TIME	MPH	DIFF	TIME OF DAY
1 -		27.747	1:08.667	76.33	6.428	10:49:44.291
2 -	35.666	27.521	1:03.187	82.95	0.948	10:50:47.478
3 -	35.815	27.646	1:03.461	82.59	1.222	10:51:50.939
4 -	35.907	27.614	1:03.521	82.51	1.282	10:52:54.460
5 -	35.085	27.154	1:02.239 (1)	84.21		10:53:56.699
6 -	34.929	27.753	1:02.682	83.62	0.443	10:54:59.381
7 -	35.082	27.417	1:02.499 (3)	83.86	0.260	10:56:01.880
8 -	35.317	27.489	1:02.806	83.45	0.567	10:57:04.686
9 -	35.064	27.310	1:02.374 (2)	84.03	0.135	10:58:07.060
10 -	35.396	27.410	1:02.806	83.45	0.567	10:59:09.866

P3 102 U		James FEARN		Suzuki GSXR1000 - Mark Wilby plumbing		
IDEAL LAP TIME : 1:02.041		BEST LAP TIME : 1:02.366		DIFFERENCE : 0.325		
LAP	SECTOR 1	SECTOR 2	LAP TIME	MPH	DIFF	TIME OF DAY
1 -		27.648	1:08.794	76.19	6.428	10:49:44.418
2 -	35.955	27.531	1:03.486	82.56	1.120	10:50:47.904
3 -	35.604	27.611	1:03.215	82.91	0.849	10:51:51.119
4 -	35.631	27.904	1:03.535	82.49	1.169	10:52:54.654
5 -	35.103	27.263	1:02.366 (1)	84.04		10:53:57.020
6 -	34.822	27.817	1:02.639	83.67	0.273	10:54:59.659
7 -	35.353	27.219	1:02.572 (3)	83.76	0.206	10:56:02.231
8 -	35.246	27.357	1:02.603	83.72	0.237	10:57:04.834
9 -	35.237	27.541	1:02.778	83.49	0.412	10:58:07.612
10 -	34.979	27.534	1:02.513 (2)	83.84	0.147	10:59:10.125

P4 9 E		Shaun HENNESSY		Yamaha YZF 750SP - Turbary Carp Lakes Somerset		
IDEAL LAP TIME : 1:02.100		BEST LAP TIME : 1:02.261		DIFFERENCE : 0.161		
LAP	SECTOR 1	SECTOR 2	LAP TIME	MPH	DIFF	TIME OF DAY
1 -		27.760	1:10.051	74.82	7.790	10:49:45.675
2 -	35.264	27.500	1:02.764	83.51	0.503	10:50:48.439
3 -	35.450	27.514	1:02.964	83.24	0.703	10:51:51.403
4 -	35.647	27.778	1:03.425	82.64	1.164	10:52:54.828
5 -	35.157	27.195	1:02.352 (3)	84.06	0.091	10:53:57.180
6 -	34.923	27.688	1:02.611	83.71	0.350	10:54:59.791
7 -	35.709	27.643	1:03.352	82.73	1.091	10:56:03.143
8 -	34.905	27.356	1:02.261 (1)	84.18		10:57:05.404
9 -	35.209	27.418	1:02.627	83.69	0.366	10:58:08.031
10 -	34.918	27.381	1:02.299 (2)	84.13	0.038	10:59:10.330

BMCRC - MRO Championships 2023 - Rnd 2 @ Pembrey

BMCRC Thunderbike Extreme & Ultra

RACE 5 - SECTOR ANALYSIS



SECTOR 1 = FL to I1, SECTOR 2 = I1 to FL, DIFF = Difference To Personal Best Lap, P = Crossed Finish Line in Pit Lane, D = Time Disallowed

P5		7 U		Seb JENKINS		Suzuki GSX-R 1000 K6 - Long hours and hard graft	
IDEAL LAP TIME : 1:02.145		BEST LAP TIME : 1:02.145		DIFFERENCE : 0.000			
LAP	SECTOR 1	SECTOR 2	LAP TIME	MPH	DIFF	TIME OF DAY	
1 -		27.728	1:09.393	75.53	7.248	10:49:45.017	
2 -	35.714	27.528	1:03.242	82.88	1.097	10:50:48.259	
3 -	36.088	27.627	1:03.715	82.26	1.570	10:51:51.974	
4 -	35.699	27.759	1:03.458	82.59	1.313	10:52:55.432	
5 -	35.632	27.879	1:03.511	82.53	1.366	10:53:58.943	
6 -	35.060	27.685	1:02.745 (2)	83.53	0.600	10:55:01.688	
7 -	35.201	27.630	1:02.831 (3)	83.42	0.686	10:56:04.519	
8 -	35.418	27.686	1:03.104	83.06	0.959	10:57:07.623	
9 -	34.768	27.377	1:02.145 (1)	84.34		10:58:09.768	
10 -	35.079	27.831	1:02.910	83.31	0.765	10:59:12.678	

P6		5 U		Stacey KILLWORTH		Suzuki GSXR 1000 - Greenplant/Everns	
IDEAL LAP TIME : 1:02.081		BEST LAP TIME : 1:02.238		DIFFERENCE : 0.157			
LAP	SECTOR 1	SECTOR 2	LAP TIME	MPH	DIFF	TIME OF DAY	
1 -		27.935	1:10.908	73.92	8.670	10:49:46.532	
2 -	36.351	27.699	1:04.050	81.83	1.812	10:50:50.582	
3 -	35.483	27.434	1:02.917	83.30	0.679	10:51:53.499	
4 -	35.807	27.663	1:03.470	82.58	1.232	10:52:56.969	
5 -	35.443	27.512	1:02.955	83.25	0.717	10:53:59.924	
6 -	34.828	27.410	1:02.238 (1)	84.21		10:55:02.162	
7 -	35.327	27.269	1:02.596 (3)	83.73	0.358	10:56:04.758	
8 -	35.640	27.549	1:03.189	82.95	0.951	10:57:07.947	
9 -	35.114	27.253	1:02.367 (2)	84.04	0.129	10:58:10.314	
10 -	35.400	27.867	1:03.267	82.84	1.029	10:59:13.581	

P7		78 U		Jamie THOMAS		Suzuki GSXR 1000 - Team RubyRacing DART Motorsport	
IDEAL LAP TIME : 1:01.970		BEST LAP TIME : 1:01.970		DIFFERENCE : 0.000			
LAP	SECTOR 1	SECTOR 2	LAP TIME	MPH	DIFF	TIME OF DAY	
1 -		27.682	1:08.981	75.98	7.011	10:49:44.605	
2 -	35.620	27.427	1:03.047 (3)	83.13	1.077	10:50:47.652	
3 -	35.514	27.552	1:03.066	83.11	1.096	10:51:50.718	
4 -	35.395	27.582	1:02.977 (2)	83.23	1.007	10:52:53.695	
5 -	34.611	27.359	1:01.970 (1)	84.58		10:53:55.665	
6 -	35.244	28.225	1:03.469	82.58	1.499	10:54:59.134	
7 -	36.132	27.761	1:03.893	82.03	1.923	10:56:03.027	
8 -	35.988	27.710	1:03.698	82.28	1.728	10:57:06.725	
9 -	35.407	27.678	1:03.085	83.08	1.115	10:58:09.810	
10 -	35.412	28.225	1:03.637	82.36	1.667	10:59:13.447	

P8		82 U		Matt HINNELLS		Yamaha R1 - BD Racing	
IDEAL LAP TIME : 1:03.245		BEST LAP TIME : 1:03.391		DIFFERENCE : 0.146			
LAP	SECTOR 1	SECTOR 2	LAP TIME	MPH	DIFF	TIME OF DAY	
1 -		27.862	1:09.831	75.06	6.440	10:49:45.455	
2 -	35.904	27.487	1:03.391 (1)	82.68		10:50:48.846	
3 -	36.025	27.609	1:03.634 (2)	82.37	0.243	10:51:52.480	
4 -	36.512	27.592	1:04.104	81.76	0.713	10:52:56.584	
5 -	36.146	27.962	1:04.108	81.76	0.717	10:54:00.692	
6 -	35.758	28.072	1:03.830 (3)	82.11	0.439	10:55:04.522	
7 -	36.273	28.530	1:04.803	80.88	1.412	10:56:09.325	
8 -	36.759	28.271	1:05.030	80.60	1.639	10:57:14.355	
9 -	36.389	28.126	1:04.515	81.24	1.124	10:58:18.870	
10 -	36.429	28.234	1:04.663	81.06	1.272	10:59:23.533	

BMCRC - MRO Championships 2023 - Rnd 2 @ Pembrey

BMCRC Thunderbike Extreme & Ultra

RACE 5 - SECTOR ANALYSIS



SECTOR 1 = FL to I1, SECTOR 2 = I1 to FL, DIFF = Difference To Personal Best Lap, P = Crossed Finish Line in Pit Lane, D = Time Disallowed

P9		20 U		Connor SWYER		Suzuki GSXR 1000 K6 - WSC Performace & lleithyr farm & dad	
IDEAL LAP TIME : 1:03.691		BEST LAP TIME : 1:03.692		DIFFERENCE : 0.001			
LAP	SECTOR 1	SECTOR 2	LAP TIME	MPH	DIFF	TIME OF DAY	
1 -		28.109	1:10.782	74.05	7.090	10:49:46.406	
2 -	36.684	27.904	1:04.588	81.15	0.896	10:50:50.994	
3 -	36.194	27.930	1:04.124	81.74	0.432	10:51:55.118	
4 -	36.773	28.050	1:04.823	80.86	1.131	10:52:59.941	
5 -	36.236	27.663	1:03.899 (3)	82.02	0.207	10:54:03.840	
6 -	36.314	27.826	1:04.140	81.72	0.448	10:55:07.980	
7 -	36.090	27.709	1:03.799 (2)	82.15	0.107	10:56:11.779	
8 -	36.339	27.861	1:04.200	81.64	0.508	10:57:15.979	
9 -	36.256	27.826	1:04.082	81.79	0.390	10:58:20.061	
10 -	36.091	27.601	1:03.692 (1)	82.29		10:59:23.753	

P10		118 E		Darren CORKETT		Suzuki GSXR 600 - Jackson & Phillips	
IDEAL LAP TIME : 1:03.249		BEST LAP TIME : 1:03.378		DIFFERENCE : 0.129			
LAP	SECTOR 1	SECTOR 2	LAP TIME	MPH	DIFF	TIME OF DAY	
1 -		28.909	1:12.488	72.30	9.110	10:49:48.112	
2 -	36.161	28.465	1:04.626	81.10	1.248	10:50:52.738	
3 -	36.015	28.487	1:04.502	81.26	1.124	10:51:57.240	
4 -	35.823	28.138	1:03.961	81.94	0.583	10:53:01.201	
5 -	35.507	28.060	1:03.567 (2)	82.45	0.189	10:54:04.768	
6 -	36.124	28.093	1:04.217	81.62	0.839	10:55:08.985	
7 -	35.294	28.084	1:03.378 (1)	82.70		10:56:12.363	
8 -	36.008	28.229	1:04.237	81.59	0.859	10:57:16.600	
9 -	35.830	28.426	1:04.256	81.57	0.878	10:58:20.856	
10 -	35.957	27.955	1:03.912 (3)	82.01	0.534	10:59:24.768	

P11		52 E		Barry MANTELL		Honda 929 FIREBLADE - Swedish car connection	
IDEAL LAP TIME : 1:04.114		BEST LAP TIME : 1:04.354		DIFFERENCE : 0.240			
LAP	SECTOR 1	SECTOR 2	LAP TIME	MPH	DIFF	TIME OF DAY	
1 -		29.162	1:13.204	71.60	8.850	10:49:48.828	
2 -	36.215	28.155	1:04.370 (3)	81.42	0.016	10:50:53.198	
3 -	36.640	28.346	1:04.986	80.65	0.632	10:51:58.184	
4 -	36.471	28.446	1:04.917	80.74	0.563	10:53:03.101	
5 -	36.302	28.480	1:04.782	80.91	0.428	10:54:07.883	
6 -	36.373	28.916	1:05.289	80.28	0.935	10:55:13.172	
7 -	35.959	28.399	1:04.358 (2)	81.44	0.004	10:56:17.530	
8 -	35.991	28.363	1:04.354 (1)	81.44		10:57:21.884	
9 -	36.010	28.656	1:04.666	81.05	0.312	10:58:26.550	
10 -	36.614	29.007	1:05.621	79.87	1.267	10:59:32.171	

P12		40 U		Malcolm BATE		Suzuki GSXR1000 - Hartjaj	
IDEAL LAP TIME : 1:03.776		BEST LAP TIME : 1:04.068		DIFFERENCE : 0.292			
LAP	SECTOR 1	SECTOR 2	LAP TIME	MPH	DIFF	TIME OF DAY	
1 -		28.952	1:13.472	71.34	9.404	10:49:49.096	
2 -	36.374	27.860	1:04.234 (2)	81.60	0.166	10:50:53.330	
3 -	35.930	28.138	1:04.068 (1)	81.81		10:51:57.398	
4 -	36.366	28.086	1:04.452 (3)	81.32	0.384	10:53:01.850	
5 -	36.937	28.333	1:05.270	80.30	1.202	10:54:07.120	
6 -	36.998	29.147	1:06.145	79.24	2.077	10:55:13.265	
7 -	37.006	28.389	1:05.395	80.15	1.327	10:56:18.660	
8 -	35.916	28.818	1:04.734	80.97	0.666	10:57:23.394	
9 -	36.435	28.743	1:05.178	80.41	1.110	10:58:28.572	
10 -	36.498	28.524	1:05.022	80.61	0.954	10:59:33.594	

BMCRC - MRO Championships 2023 - Rnd 2 @ Pembrey

BMCRC Thunderbike Extreme & Ultra

RACE 5 - SECTOR ANALYSIS



SECTOR 1 = FL to I1, SECTOR 2 = I1 to FL, DIFF = Difference To Personal Best Lap, P = Crossed Finish Line in Pit Lane, D = Time Disallowed

P13 29 U		Cecil DINSMORE		Suzuki GSXR 1000 - KnC Motorsport			
IDEAL LAP TIME : 1:03.752		BEST LAP TIME : 1:03.935		DIFFERENCE : 0.183			
LAP	SECTOR 1	SECTOR 2	LAP TIME	MPH	DIFF	TIME OF DAY	
1 -		29.125	1:14.854	70.02	10.919	10:49:50.478	
2 -	37.777	29.257	1:07.034	78.19	3.099	10:50:57.512	
3 -	37.831	28.500	1:06.331	79.02	2.396	10:52:03.843	
4 -	36.550	28.088	1:04.638	81.09	0.703	10:53:08.481	
5 -	36.730	27.948	1:04.678	81.04	0.743	10:54:13.159	
6 -	36.658	27.925	1:04.583	81.16	0.648	10:55:17.742	
7 -	36.670	28.038	1:04.708	81.00	0.773	10:56:22.450	
8 -	36.124	28.140	1:04.264 (2)	81.56	0.329	10:57:26.714	
9 -	36.307	27.628	1:03.935 (1)	81.98		10:58:30.649	
10 -	36.502	27.870	1:04.372 (3)	81.42	0.437	10:59:35.021	

P14 19 U		Tyler DONOVAN		Kawasaki ZX10R - Tinder Corp			
IDEAL LAP TIME : 1:03.430		BEST LAP TIME : 1:03.430		DIFFERENCE : 0.000			
LAP	SECTOR 1	SECTOR 2	LAP TIME	MPH	DIFF	TIME OF DAY	
1 -		29.087	1:14.574	70.28	11.144	10:49:50.198	
2 -	37.816	29.391	1:07.207	77.99	3.777	10:50:57.405	
3 -	38.386	28.820	1:07.206	77.99	3.776	10:52:04.611	
4 -	37.503	28.110	1:05.613	79.88	2.183	10:53:10.224	
5 -	35.976	28.162	1:04.138 (3)	81.72	0.708	10:54:14.362	
6 -	36.118	28.027	1:04.145	81.71	0.715	10:55:18.507	
7 -	36.743	28.083	1:04.826	80.85	1.396	10:56:23.333	
8 -	36.403	28.329	1:04.732	80.97	1.302	10:57:28.065	
9 -	36.015	27.836	1:03.851 (2)	82.09	0.421	10:58:31.916	
10 -	35.639	27.791	1:03.430 (1)	82.63		10:59:35.346	

P15 46 U		Simon GATES		Yamaha YZF R1 - Canine Plus			
IDEAL LAP TIME : 1:04.108		BEST LAP TIME : 1:04.382		DIFFERENCE : 0.274			
LAP	SECTOR 1	SECTOR 2	LAP TIME	MPH	DIFF	TIME OF DAY	
1 -		29.258	1:14.388	70.46	10.006	10:49:50.012	
2 -	37.800	29.125	1:06.925	78.32	2.543	10:50:56.937	
3 -	38.580	28.821	1:07.401	77.76	3.019	10:52:04.338	
4 -	36.639	28.444	1:05.083	80.53	0.701	10:53:09.421	
5 -	36.583	29.022	1:05.605	79.89	1.223	10:54:15.026	
6 -	36.842	28.558	1:05.400	80.14	1.018	10:55:20.426	
7 -	36.594	28.812	1:05.406	80.13	1.024	10:56:25.832	
8 -	36.499	28.172	1:04.671 (2)	81.05	0.289	10:57:30.503	
9 -	36.432	28.448	1:04.880 (3)	80.78	0.498	10:58:35.383	
10 -	35.936	28.446	1:04.382 (1)	81.41		10:59:39.765	

P16 129 E		Derek CRIPPS		Yamaha R1 - Team FBR			
IDEAL LAP TIME : 1:04.892		BEST LAP TIME : 1:05.254		DIFFERENCE : 0.362			
LAP	SECTOR 1	SECTOR 2	LAP TIME	MPH	DIFF	TIME OF DAY	
1 -		29.235	1:14.078	70.75	8.824	10:49:49.702	
2 -	37.685	29.735	1:07.420	77.74	2.166	10:50:57.122	
3 -	37.842	28.549	1:06.391	78.95	1.137	10:52:03.513	
4 -	37.093	28.394	1:05.487	80.04	0.233	10:53:09.000	
5 -	36.637	29.101	1:05.738	79.73	0.484	10:54:14.738	
6 -	36.541	28.773	1:05.314 (2)	80.25	0.060	10:55:20.052	
7 -	36.632	29.456	1:06.088	79.31	0.834	10:56:26.140	
8 -	36.782	28.978	1:05.760	79.70	0.506	10:57:31.900	
9 -	36.561	28.693	1:05.254 (1)	80.32		10:58:37.154	
10 -	36.498	28.985	1:05.483 (3)	80.04	0.229	10:59:42.637	

BMCRC - MRO Championships 2023 - Rnd 2 @ Pembrey

BMCRC Thunderbike Extreme & Ultra

RACE 5 - SECTOR ANALYSIS



SECTOR 1 = FL to I1, SECTOR 2 = I1 to FL, DIFF = Difference To Personal Best Lap, P = Crossed Finish Line in Pit Lane, D = Time Disallowed

P17 6 E		Andrew FIRTH		Yamaha YZF-R1 - LTRmotorcycles.co.uk / Palmer Race Skool /			
IDEAL LAP TIME : 1:04.644		BEST LAP TIME : 1:04.644		DIFFERENCE : 0.000			
LAP	SECTOR 1	SECTOR 2	LAP TIME	MPH	DIFF	TIME OF DAY	
1 -		29.913	1:16.377	68.62	11.733	10:49:52.001	
2 -	37.370	28.792	1:06.162	79.22	1.518	10:50:58.163	
3 -	37.830	28.991	1:06.821	78.44	2.177	10:52:04.984	
4 -	36.887	29.444	1:06.331	79.02	1.687	10:53:11.315	
5 -	37.110	28.859	1:05.969	79.45	1.325	10:54:17.284	
6 -	36.891	28.448	1:05.339	80.22	0.695	10:55:22.623	
7 -	36.749	28.589	1:05.338 (3)	80.22	0.694	10:56:27.961	
8 -	36.867	28.262	1:05.129 (2)	80.48	0.485	10:57:33.090	
9 -	36.592	28.052	1:04.644 (1)	81.08		10:58:37.734	
10 -	37.099	28.293	1:05.392	80.15	0.748	10:59:43.126	

P18 24 U		Mark REYNOLDS		Yamaha R1 4C8 -			
IDEAL LAP TIME : 1:07.485		BEST LAP TIME : 1:07.629		DIFFERENCE : 0.144			
LAP	SECTOR 1	SECTOR 2	LAP TIME	MPH	DIFF	TIME OF DAY	
1 -		30.207	1:17.607	67.53	9.978	10:49:53.231	
2 -	38.563	30.283	1:08.846	76.13	1.217	10:51:02.077	
3 -	38.643	30.283	1:08.926	76.04	1.297	10:52:11.003	
4 -	37.725	29.904	1:07.629 (1)	77.50		10:53:18.632	
5 -	38.282	29.797	1:08.079 (2)	76.99	0.450	10:54:26.711	
6 -	38.518	30.367	1:08.885	76.09	1.256	10:55:35.596	
7 -	38.928	30.309	1:09.237	75.70	1.608	10:56:44.833	
8 -	38.387	29.791	1:08.178	76.88	0.549	10:57:53.011	
9 -	38.377	29.760	1:08.137 (3)	76.92	0.508	10:59:01.148	
10 -	38.429	29.822	1:08.251	76.79	0.622	11:00:09.399	

P19 21 U		Danny BRENNAN		Suzuki GSXR 1000 -			
IDEAL LAP TIME : 1:07.982		BEST LAP TIME : 1:08.051		DIFFERENCE : 0.069			
LAP	SECTOR 1	SECTOR 2	LAP TIME	MPH	DIFF	TIME OF DAY	
1 -		29.948	1:16.175	68.80	8.124	10:49:51.799	
2 -	38.889	30.046	1:08.935 (3)	76.03	0.884	10:51:00.734	
3 -	39.219	31.268	1:10.487	74.36	2.436	10:52:11.221	
4 -	38.235	29.816	1:08.051 (1)	77.02		10:53:19.272	
5 -	38.667	29.747	1:08.414 (2)	76.61	0.363	10:54:27.686	
6 -	39.278	31.417	1:10.695	74.14	2.644	10:55:38.381	
7 -	39.201	30.990	1:10.191	74.67	2.140	10:56:48.572	
8 -	38.989	30.955	1:09.944	74.93	1.893	10:57:58.516	

P20 8 U		Dave SAUNDERS		Suzuki GSXR1000 - Mum/Dad/JW MOT/Parks Utility			
IDEAL LAP TIME : 1:07.116		BEST LAP TIME : 1:07.116		DIFFERENCE : 0.000			
LAP	SECTOR 1	SECTOR 2	LAP TIME	MPH	DIFF	TIME OF DAY	
1 -		29.498	1:13.345	71.46	6.229	10:49:48.969	
2 -	38.685	28.431	1:07.116 (1)	78.09		10:50:56.085	

BMCRC - MRO Championships 2023 - Rnd 2 @ Pembrey

BMCRC Thunderbike Extreme & Ultra

RACE 5 - BEST SECTORS

SECTOR 1			SECTOR 2			IDEAL / BEST COMPARISON						
POS	NO	NAME	TIME	NO	NAME	TIME	POS	NO	NAME	IDEAL	BEST	DIFF
									PERFECT LAP	1:01.698		
1	78	THOMAS	34.611	45	HASHMI	27.087	1	45	HASHMI	1:01.961	1:02.120	0.159
2	7	JENKINS	34.768	800	CREASEY	27.154	2	78	THOMAS	1:01.970	1:01.970	0.000
3	102	FEARN	34.822	9	HENNESSY	27.195	3	102	FEARN	1:02.041	1:02.366	0.325
4	5	KILLWORTH	34.828	102	FEARN	27.219	4	5	KILLWORTH	1:02.081	1:02.238	0.157
5	45	HASHMI	34.874	5	KILLWORTH	27.253	5	800	CREASEY	1:02.083	1:02.239	0.156
6	9	HENNESSY	34.905	78	THOMAS	27.359	6	9	HENNESSY	1:02.100	1:02.261	0.161
7	800	CREASEY	34.929	7	JENKINS	27.377	7	7	JENKINS	1:02.145	1:02.145	0.000
8	118	CORKETT	35.294	82	HINNELLS	27.487	8	82	HINNELLS	1:03.245	1:03.391	0.146
9	19	DONOVAN	35.639	20	SWYER	27.601	9	118	CORKETT	1:03.249	1:03.378	0.129
10	82	HINNELLS	35.758	29	DINSMORE	27.628	10	19	DONOVAN	1:03.430	1:03.430	0.000
11	40	BATE	35.916	19	DONOVAN	27.791	11	20	SWYER	1:03.691	1:03.692	0.001
12	46	GATES	35.936	40	BATE	27.860	12	29	DINSMORE	1:03.752	1:03.935	0.183
13	52	MANTELL	35.959	118	CORKETT	27.955	13	40	BATE	1:03.776	1:04.068	0.292
14	20	SWYER	36.090	6	FIRTH	28.052	14	46	GATES	1:04.108	1:04.382	0.274
15	29	DINSMORE	36.124	52	MANTELL	28.155	15	52	MANTELL	1:04.114	1:04.354	0.240
16	129	CRIPPS	36.498	46	GATES	28.172	16	6	FIRTH	1:04.644	1:04.644	0.000
17	6	FIRTH	36.592	129	CRIPPS	28.394	17	129	CRIPPS	1:04.892	1:05.254	0.362
18	24	REYNOLDS	37.725	8	SAUNDERS	28.431	18	8	SAUNDERS	1:07.116	1:07.116	0.000
19	21	BRENNAN	38.235	21	BRENNAN	29.747	19	24	REYNOLDS	1:07.485	1:07.629	0.144
20	8	SAUNDERS	38.685	24	REYNOLDS	29.760	20	21	BRENNAN	1:07.982	1:08.051	0.069
21												

BMCRC - MRO Championships 2023 - Rnd 2 @ Pembrey

BMCRC Thunderbike Extreme & Ultra

RACE 5 - STATISTICS

Competitors Started	20
Planned Start	2023-04-09 @ 10:40:00.000
Actual Start	2023-04-09 @ 10:48:35.623
Finish Time	2023-04-09 @ 10:59:09.604
Track Length	1.4560mi.
Total Laps	190
Total Distance Covered	276.6400mi.

Session Fastest Lap History

NO	CL	NAME	LAP TIME	TIME OF DAY	LAP	VEHICLE
45	U	Chad HASHMI	1:03.291	10:50:47.335	2	Suzuki GSXR1000
800	U	Morgan CREASEY	1:03.187	10:50:47.497	2	Suzuki GSXR 1000 K7
78	U	Jamie THOMAS	1:03.047	10:50:47.688	2	Suzuki GSXR 1000
9	E	Shaun HENNESSY	1:02.764	10:50:48.451	2	Yamaha YZF 750SP
78	U	Jamie THOMAS	1:01.970	10:53:55.702	5	Suzuki GSXR 1000

Session Leader History

NO	CL	NAME	FROM LAP	LAPS LED	DISTANCE	VEHICLE
45	U	Chad HASHMI	1	3	4.36 miles	Suzuki GSXR1000
78	U	Jamie THOMAS	4	2	2.91 miles	Suzuki GSXR 1000
45	U	Chad HASHMI	6	2	2.91 miles	Suzuki GSXR1000
800	U	Morgan CREASEY	8	2	2.91 miles	Suzuki GSXR 1000 K7
45	U	Chad HASHMI	10	1	1.45 miles	Suzuki GSXR1000

Flag History

TYPE	TIME OF DAY
GREEN	10:48:35.623
FINISH	10:59:09.604

Flag Statistics

TYPE	COUNT	TOTAL LAPS	TOTAL TIME
Green	1	10	12:11.348
Red	0	0	0.000
Safety Car	0	0	0.000
FCY	0	0	0.000

BMCRC - MRO Championships 2023 - Rnd 2 @ Pembrey

BMCRC Thunderbike Extreme & Ultra

RACE 5 - STATISTICS

CLASS : U

15 Starters

Fastest Lap History

NO	NAME	LAP TIME	TIME OF DAY	LAP	VEHICLE
45	Chad HASHMI	1:03.291	10:50:47.335	2	Suzuki GSXR1000
800	Morgan CREASEY	1:03.187	10:50:47.497	2	Suzuki GSXR 1000 K7
78	Jamie THOMAS	1:03.047	10:50:47.688	2	Suzuki GSXR 1000
5	Stacey KILLWORTH	1:02.917	10:51:53.515	3	Suzuki GSXR 1000
78	Jamie THOMAS	1:01.970	10:53:55.702	5	Suzuki GSXR 1000

Leader History

NO	NAME	FROM LAP	LAPS LED	DISTANCE	VEHICLE
45	Chad HASHMI	1	3	4.36 miles	Suzuki GSXR1000
78	Jamie THOMAS	4	2	2.91 miles	Suzuki GSXR 1000
45	Chad HASHMI	6	2	2.91 miles	Suzuki GSXR1000
800	Morgan CREASEY	8	2	2.91 miles	Suzuki GSXR 1000 K7
45	Chad HASHMI	10	1	1.45 miles	Suzuki GSXR1000

BMCRC - MRO Championships 2023 - Rnd 2 @ Pembrey

BMCRC Thunderbike Extreme & Ultra

RACE 5 - STATISTICS

CLASS : E

5 Starters

Fastest Lap History

NO	NAME	LAP TIME	TIME OF DAY	LAP	VEHICLE
9	Shaun HENNESSY	1:02.764	10:50:48.451	2	Yamaha YZF 750SP
9	Shaun HENNESSY	1:02.352	10:53:57.192	5	Yamaha YZF 750SP
9	Shaun HENNESSY	1:02.261	10:57:05.417	8	Yamaha YZF 750SP

Leader History

NO	NAME	FROM LAP	LAPS LED	DISTANCE	VEHICLE
9	Shaun HENNESSY	1	10	14.56 miles	Yamaha YZF 750SP

BMCRC - MRO Championships 2023 - Rnd 2 @ Pembrey

BMCRC Thunderbike Extreme & Ultra

RACE 16 - GRID (10 Laps)



ROW 8	1		23	139	Rob MARLEY	22	59	Hayden RUSHTON							
ROW 7			21	21	Danny BRENNAN	1:08.051	20	63	Matthew WREN	1:07.629	19	24	Mark REYNOLDS		
ROW 6			18	8	Dave SAUNDERS	1:07.116	17	129	Derek CRIPPS	1:05.254	16	6	Andrew FIRTH	1:04.644	
ROW 5				15	46	Simon GATES	1:04.382	14	52	Barry MANTELL	1:04.354	13	40	Malcolm BATE	1:04.068
ROW 4			12	29	Cecil DINSMORE	1:03.935	11	20	Connor SWYER	1:03.692	10	19	Tyler DONOVAN	1:03.430	
ROW 3				9	82	Matt HINNELLS	1:03.391	8	118	Darren CORKETT	1:03.378	7	102	James FEARN	1:02.366
ROW 2			6	9	Shaun HENNESSY	1:02.261	5	800	Morgan CREASEY	1:02.239	4	5	Stacey KILLWORTH	1:02.238	
ROW 1				3	7	Seb JENKINS	1:02.145	2	45	Chad HASHMI	1:02.120	1	78	Jamie THOMAS	1:01.970
Pole															

Pembrey National: 1.4560 miles

These results are provisional until the conclusion of any judicial and technical matters.

Clerk Of Course :	Stewards :	Timekeeper : Sarah Evans
-------------------	------------	--------------------------

Results can be found at www.tsl-timing.com

Printed - 11:06 Sunday, 09 April 2023



BMCRC - MRO Championships 2023 - Rnd 2 @ Pembrey

BMCRC Thunderbike Extreme & Ultra

RACE 16 - CLASSIFICATION



POS	NO	CL	PIC NAME	ENTRY	LAPS	TIME	GAP	DIFF	MPH	BEST	ON
1	5	U	1 Stacey KILLWORTH	Suzuki GSXR 1000 - Greenplant/Everns	9	9:26.919			83.21	1:00.820	9
2	800	U	2 Morgan CREASEY	Suzuki GSXR 1000 K7 - Waries Ltd	9	9:28.998	2.079	2.079	82.90	1:02.343	8
3	7	U	3 Seb JENKINS	Suzuki GSX-R 1000 K6 - Long hours and hard graft	9	9:29.187	2.268	0.189	82.88	1:02.123	8
4	45	U	4 Chad HASHMI	Suzuki GSXR1000 -	9	9:30.031	3.112	0.844	82.75	1:02.571	7
5	9	E	1 Shaun HENNESSY	Yamaha YZF 750SP - Turbary Carp Lakes Somerset	9	9:30.089	3.170	0.058	82.74	1:02.264	3
6	102	U	5 James FEARN	Suzuki GSXR1000 - Mark Wilby plumbing	9	9:30.331	3.412	0.242	82.71	1:02.300	9
7	78	U	6 Jamie THOMAS	Suzuki GSXR 1000 - Team RubyRacing DART Moto	9	9:31.430	4.511	1.099	82.55	1:01.945	2
8	19	U	7 Tyler DONOVAN	Kawasaki ZX10R - Tinder Corp	9	9:40.755	13.836	9.325	81.22	1:03.180	3
9	118	E	2 Darren CORKETT	Suzuki GSXR 600 - Jackson & Phillips	9	9:43.482	16.563	2.727	80.84	1:03.605	6
10	63	U	8 Matthew WREN	Suzuki GSXR - TBR performance	9	9:43.639	16.720	0.157	80.82	1:03.418	8
11	46	U	9 Simon GATES	Yamaha YZF R1 - Canine Plus	9	9:44.352	17.433	0.713	80.72	1:03.660	7
12	129	E	3 Derek CRIPPS	Yamaha R1 - Team FBR	9	9:45.623	18.704	1.271	80.55	1:03.616	7
13	52	E	4 Barry MANTELL	Honda 929 FIREBLADE - Swedish car connection	9	9:54.234	27.315	8.611	79.38	1:04.086	5
14	20	U	10 Connor SWYER	Suzuki GSXR 1000 K6 - WSC Performance & lleithyr l	9	10:06.008	39.089	11.774	77.84	1:05.328	2
15	21	U	11 Danny BRENNAN	Suzuki GSXR 1000 -	9	10:18.625	51.706	12.617	76.25	1:06.549	2
16	6	E	5 Andrew FIRTH	Yamaha YZF-R1 - LTRmotorcycles.co.uk / Palmer F	9	10:19.347	52.428	0.722	76.16	1:05.378	2

NOT STARTED

NS	82	U	Matt HINNELLS	Yamaha R1 - BD Racing
NS	29	U	Cecil DINSMORE	Suzuki GSXR 1000 - KnC Motorsport
NS	40	U	Malcolm BATE	Suzuki GSXR1000 - Hartjay
NS	8	U	Dave SAUNDERS	Suzuki GSXR1000 - Mum/Dad/JW MOT/Parks Utility
NS	24	U	Mark REYNOLDS	Yamaha R1 4CB -
NS	59	U	Hayden RUSHTON	Ducati 999 -
NS	139	E	Rob MARLEY	Honda CBR600F3 - PearTree Racing

FASTEST LAP

5	U	Stacey KILLWORTH	Suzuki GSXR 1000 - Greenplant/Everns	9	1:00.820	86.18 mph	138.69 kph
9	E	Shaun HENNESSY	Yamaha YZF 750SP - Turbary Carp Lakes Somerset	3	1:02.264	84.18 mph	135.48 kph

Bike 800 - Transponder stopped working
 Class U - 92.5% of Race Speed = 76.96 mph
 Class E - 92.5% of Race Speed = 76.53 mph

Weather / Track : Bright / Dry

These results are provisional until the conclusion of any judicial and technical matters.

Race Distance: 9 Laps / 13.10 miles

Pembrey National: 1.4560 miles

Date: 09/04/2023 Start: 14:37 Finish: 14:46

Clerk Of Course :	Stewards :	Timekeeper : Sarah Evans
-------------------	------------	--------------------------

Results can be found at www.tsl-timing.com

Printed - 14:48 Sunday, 09 April 2023



BMCRC - MRO Championships 2023 - Rnd 2 @ Pembrey

BMCRC Thunderbike Extreme & Ultra

RACE 16 - LAP CHART

LAP 1 @ 14:38:08.315

NO	BEHIND	LAP TIME
45		1:07.123
800	0.431	1:07.554
5	0.588	1:07.711
7	0.788	1:07.911
78	1.519	1:08.642
9	1.681	1:08.804
102	2.165	1:09.288
19	2.689	1:09.812
46	3.302	1:10.425
118	3.738	1:10.861
20	4.244	1:11.367
63	4.663	1:11.786
52	5.381	1:12.504
129	5.819	1:12.942
6	6.731	1:13.854
21	7.676	1:14.799

LAP 2 @ 14:39:10.948

NO	BEHIND	LAP TIME
45		1:02.633
800	0.221	1:02.423
5	0.533	1:02.578
78	0.831	1:01.945
7	1.109	1:02.954
9	1.574	1:02.526
102	2.147	1:02.615
19	3.363	1:03.307
46	4.868	1:04.199
118	5.474	1:04.369
63	6.216	1:04.186
20	6.939	1:05.328
52	7.286	1:04.538
129	7.608	1:04.422
6	9.476	1:05.378
21	11.592	1:06.549

LAP 3 @ 14:40:13.523

NO	BEHIND	LAP TIME
45		1:02.575
800	0.105	1:02.459
5	0.247	1:02.289
78	0.585	1:02.329
7	0.890	1:02.356
9	1.263	1:02.264
102	1.883	1:02.311
19	3.968	1:03.180
46	6.345	1:04.052
118	6.681	1:03.782
63	7.954	1:04.313
52	9.544	1:04.833
129	9.945	1:04.912
20	10.949	1:06.585
6	12.833	1:05.932
21	16.399	1:07.382

LAP 4 @ 14:41:16.472

NO	BEHIND	LAP TIME
800		1:02.843
45	0.228	1:03.177
5	0.367	1:03.069
7	0.543	1:02.602

9	0.712	1:02.398
102	1.883	1:02.949
78	2.373	1:04.737
19	5.285	1:04.266
118	8.032	1:04.300
46	8.421	1:05.025
63	8.849	1:03.844
52	10.969	1:04.374
129	11.357	1:04.361
20	14.568	1:06.568
6	15.366	1:05.482
21	20.879	1:07.429

LAP 5 @ 14:42:19.299

NO	BEHIND	LAP TIME
45		1:02.599
800	0.132	1:02.959
7	0.239	1:02.523
5	0.437	1:02.897
9	0.632	1:02.747
102	1.520	1:02.464
78	2.378	1:02.832
19	6.118	1:03.660
118	9.250	1:04.045
46	10.036	1:04.442
63	10.699	1:04.677
52	12.228	1:04.086
129	12.393	1:03.863
20	18.587	1:06.846
21	26.588	1:08.536
6	35.408	1:22.869

LAP 6 @ 14:43:22.512

NO	BEHIND	LAP TIME
45		1:03.213
9	0.124	1:02.705
800	0.266	1:03.347
5	0.408	1:03.184
7	0.545	1:03.519
102	0.967	1:02.660
78	1.850	1:02.685
19	6.860	1:03.955
118	9.642	1:03.605
46	10.885	1:04.062
63	11.203	1:03.717
129	13.029	1:03.849
52	15.501	1:06.486
20	22.962	1:07.588
21	32.253	1:08.878
6	38.985	1:06.790

LAP 7 @ 14:44:25.083

NO	BEHIND	LAP TIME
45		1:02.571
5	0.133	1:02.296
800	0.190	1:02.495
9	0.397	1:02.844
7	0.588	1:02.614
102	1.307	1:02.911
78	1.925	1:02.646
19	8.624	1:04.335
118	11.178	1:04.107
46	11.974	1:03.660
63	12.534	1:03.902

129	14.074	1:03.616
52	18.362	1:05.432
20	27.532	1:07.141
21	38.006	1:08.324
6	43.038	1:06.624

LAP 8 @ 14:45:27.291

NO	BEHIND	LAP TIME
5		1:02.075
800	0.326	1:02.343
7	0.503	1:02.123
45	1.295	1:03.503
9	1.634	1:03.445
102	1.932	1:02.833
78	2.340	1:02.623
19	10.472	1:04.056
118	12.702	1:03.732
46	13.491	1:03.725
63	13.744	1:03.418
129	15.696	1:03.830
52	22.033	1:05.879
20	32.544	1:07.220
21	44.652	1:08.854
6	47.031	1:06.201

LAP 9 @ 14:46:28.111

NO	BEHIND	LAP TIME
5		1:00.820
800	2.079	1:02.573
7	2.268	1:02.585
45	3.112	1:02.637
9	3.170	1:02.356
102	3.412	1:02.300
78	4.511	1:02.991
19	13.836	1:04.184
118	16.563	1:04.681
63	16.720	1:03.796
46	17.433	1:04.762
129	18.704	1:03.828
52	27.315	1:06.102
20	39.089	1:07.365
21	51.706	1:07.874
6	52.428	1:06.217

BMCRC - MRO Championships 2023 - Rnd 2 @ Pembrey

BMCRC Thunderbike Extreme & Ultra

RACE 16 - POSITION CHART

No	Name	Lap										
		Pos	1	2	3	4	5	6	7	8	9	
78	THOMAS	1	45	45	45	800	45	45	45	5	5	
45	HASHMI	2	800	800	800	45	800	9	5	800	800	
7	JENKINS	3	5	5	5	5	7	800	800	7	7	
5	KILLWORTH	4	7	78	78	7	5	5	9	45	45	
800	CREASEY	5	78	7	7	9	9	7	7	9	9	
9	HENNESSY	6	9	9	9	102	102	102	102	102	102	
102	FEARN	7	102	102	102	78	78	78	78	78	78	
118	CORKETT	8	19	19	19	19	19	19	19	19	19	
82	HINNELLS	9	46	46	46	118	118	118	118	118	118	
19	DONOVAN	10	118	118	118	46	46	46	46	46	63	
20	SWYER	11	20	63	63	63	63	63	63	63	46	
29	DINSMORE	12	63	20	52	52	52	129	129	129	129	
40	BATE	13	52	52	129	129	129	52	52	52	52	
52	MANTELL	14	129	129	20	20	20	20	20	20	20	
46	GATES	15	6	6	6	6	21	21	21	21	21	
6	FIRTH	16	21	21	21	21	6	6	6	6	6	
129	CRIPPS	17										
8	SAUNDERS	18										
24	REYNOLDS	19										
63	WREN	20										
21	BRENNAN	21										
59	RUSHTON	22										
139	MARLEY	23										

BMCRC - MRO Championships 2023 - Rnd 2 @ Pembrey

BMCRC Thunderbike Extreme & Ultra

RACE 16 - SECTOR ANALYSIS



SECTOR 1 = FL to I1, SECTOR 2 = I1 to FL, DIFF = Difference To Personal Best Lap, P = Crossed Finish Line in Pit Lane, D = Time Disallowed

P1		5 U		Stacey KILLWORTH		Suzuki GSXR 1000 - Greenplant/Everns	
IDEAL LAP TIME : 1:00.820		BEST LAP TIME : 1:00.820		DIFFERENCE : 0.000			
LAP	SECTOR 1	SECTOR 2	LAP TIME	MPH	DIFF	TIME OF DAY	
1 -		27.425	1:07.711	77.41	6.891	14:38:08.903	
2 -	35.257	27.321	1:02.578	83.76	1.758	14:39:11.481	
3 -	34.953	27.336	1:02.289 (3)	84.14	1.469	14:40:13.770	
4 -	35.658	27.411	1:03.069	83.10	2.249	14:41:16.839	
5 -	35.337	27.560	1:02.897	83.33	2.077	14:42:19.736	
6 -	35.840	27.344	1:03.184	82.95	2.364	14:43:22.920	
7 -	35.094	27.202	1:02.296	84.14	1.476	14:44:25.216	
8 -	35.069	27.006	1:02.075 (2)	84.43	1.255	14:45:27.291	
9 -	34.048	26.772	1:00.820 (1)	86.18		14:46:28.111	

P2		800 U		Morgan CREASEY		Suzuki GSXR 1000 K7 - Warics Ltd	
IDEAL LAP TIME :		BEST LAP TIME : 1:02.343		DIFFERENCE :			
LAP	SECTOR 1	SECTOR 2	LAP TIME	MPH	DIFF	TIME OF DAY	
1 -			1:07.554	77.59	5.211	14:38:08.746	
2 -			1:02.423 (2)	83.96	0.079	14:39:11.169	
3 -			1:02.459 (3)	83.91	0.116	14:40:13.628	
4 -			1:02.843	83.40	0.499	14:41:16.472	
5 -			1:02.959	83.25	0.615	14:42:19.431	
6 -			1:03.347	82.74	1.003	14:43:22.778	
7 -			1:02.495	83.87	0.152	14:44:25.273	
8 -			1:02.343 (1)	84.07		14:45:27.617	
9 -			1:02.573	83.76	0.229	14:46:30.190	

P3		7 U		Seb JENKINS		Suzuki GSX-R 1000 K6 - Long hours and hard graft	
IDEAL LAP TIME : 1:01.921		BEST LAP TIME : 1:02.123		DIFFERENCE : 0.202			
LAP	SECTOR 1	SECTOR 2	LAP TIME	MPH	DIFF	TIME OF DAY	
1 -		27.483	1:07.911	77.18	5.788	14:38:09.103	
2 -	35.472	27.482	1:02.954	83.26	0.831	14:39:12.057	
3 -	34.963	27.393	1:02.356 (2)	84.05	0.233	14:40:14.413	
4 -	35.224	27.378	1:02.602	83.72	0.479	14:41:17.015	
5 -	34.900	27.623	1:02.523 (3)	83.83	0.400	14:42:19.538	
6 -	35.803	27.716	1:03.519	82.52	1.396	14:43:23.057	
7 -	35.263	27.351	1:02.614	83.71	0.491	14:44:25.671	
8 -	35.102	27.021	1:02.123 (1)	84.37		14:45:27.794	
9 -	35.073	27.512	1:02.585	83.75	0.462	14:46:30.379	

P4		45 U		Chad HASHMI		Suzuki GSXR1000 -	
IDEAL LAP TIME : 1:02.263		BEST LAP TIME : 1:02.571		DIFFERENCE : 0.308			
LAP	SECTOR 1	SECTOR 2	LAP TIME	MPH	DIFF	TIME OF DAY	
1 -		27.757	1:07.123	78.08	4.552	14:38:08.315	
2 -	34.986	27.647	1:02.633	83.68	0.062	14:39:10.948	
3 -	34.878	27.697	1:02.575 (2)	83.76	0.004	14:40:13.523	
4 -	35.792	27.385	1:03.177	82.96	0.606	14:41:16.700	
5 -	35.087	27.512	1:02.599 (3)	83.73	0.028	14:42:19.299	
6 -	35.544	27.669	1:03.213	82.91	0.642	14:43:22.512	
7 -	34.982	27.589	1:02.571 (1)	83.77		14:44:25.083	
8 -	36.065	27.438	1:03.503	82.54	0.932	14:45:28.586	
9 -	35.049	27.588	1:02.637	83.68	0.066	14:46:31.223	

BMCRC - MRO Championships 2023 - Rnd 2 @ Pembrey

BMCRC Thunderbike Extreme & Ultra

RACE 16 - SECTOR ANALYSIS



SECTOR 1 = FL to I1, SECTOR 2 = I1 to FL, DIFF = Difference To Personal Best Lap, P = Crossed Finish Line in Pit Lane, D = Time Disallowed

P5		9 E		Shaun HENNESSY		Yamaha YZF 750SP - Turbary Carp Lakes Somerset	
IDEAL LAP TIME : 1:01.823		BEST LAP TIME : 1:02.264		DIFFERENCE : 0.441			
LAP	SECTOR 1	SECTOR 2	LAP TIME	MPH	DIFF	TIME OF DAY	
1 -		27.973	1:08.804	76.18	6.540	14:38:09.996	
2 -	34.872	27.654	1:02.526	83.83	0.262	14:39:12.522	
3 -	34.660	27.604	1:02.264 (1)	84.18		14:40:14.786	
4 -	35.002	27.396	1:02.398 (3)	84.00	0.134	14:41:17.184	
5 -	35.480	27.267	1:02.747	83.53	0.483	14:42:19.931	
6 -	35.099	27.606	1:02.705	83.59	0.441	14:43:22.636	
7 -	35.268	27.576	1:02.844	83.40	0.580	14:44:25.480	
8 -	35.836	27.609	1:03.445	82.61	1.181	14:45:28.925	
9 -	34.556	27.800	1:02.356 (2)	84.05	0.092	14:46:31.281	

P6		102 U		James FEARN		Suzuki GSXR1000 - Mark Wilby plumbing	
IDEAL LAP TIME : 1:02.119		BEST LAP TIME : 1:02.300		DIFFERENCE : 0.181			
LAP	SECTOR 1	SECTOR 2	LAP TIME	MPH	DIFF	TIME OF DAY	
1 -		28.144	1:09.288	75.64	6.988	14:38:10.480	
2 -	35.244	27.371	1:02.615	83.71	0.315	14:39:13.095	
3 -	35.002	27.309	1:02.311 (2)	84.11	0.011	14:40:15.406	
4 -	35.450	27.499	1:02.949	83.26	0.649	14:41:18.355	
5 -	34.960	27.504	1:02.464 (3)	83.91	0.164	14:42:20.819	
6 -	35.067	27.593	1:02.660	83.65	0.360	14:43:23.479	
7 -	35.686	27.225	1:02.911	83.31	0.611	14:44:26.390	
8 -	35.285	27.548	1:02.833	83.42	0.533	14:45:29.223	
9 -	35.141	27.159	1:02.300 (1)	84.13		14:46:31.523	

P7		78 U		Jamie THOMAS		Suzuki GSXR 1000 - Team RubyRacing DART Motorsport	
IDEAL LAP TIME : 1:01.945		BEST LAP TIME : 1:01.945		DIFFERENCE : 0.000			
LAP	SECTOR 1	SECTOR 2	LAP TIME	MPH	DIFF	TIME OF DAY	
1 -		27.839	1:08.642	76.36	6.697	14:38:09.834	
2 -	34.672	27.273	1:01.945 (1)	84.61		14:39:11.779	
3 -	34.998	27.331	1:02.329 (2)	84.09	0.384	14:40:14.108	
4 -	36.624	28.113	1:04.737	80.96	2.792	14:41:18.845	
5 -	35.083	27.749	1:02.832	83.42	0.887	14:42:21.677	
6 -	35.328	27.357	1:02.685	83.61	0.740	14:43:24.362	
7 -	35.223	27.423	1:02.646	83.67	0.701	14:44:27.008	
8 -	34.973	27.650	1:02.623 (3)	83.70	0.678	14:45:29.631	
9 -	35.493	27.498	1:02.991	83.21	1.046	14:46:32.622	

P8		19 U		Tyler DONOVAN		Kawasaki ZX10R - Tinder Corp	
IDEAL LAP TIME : 1:03.180		BEST LAP TIME : 1:03.180		DIFFERENCE : 0.000			
LAP	SECTOR 1	SECTOR 2	LAP TIME	MPH	DIFF	TIME OF DAY	
1 -		28.349	1:09.812	75.08	6.632	14:38:11.004	
2 -	35.582	27.725	1:03.307 (2)	82.79	0.127	14:39:14.311	
3 -	35.474	27.706	1:03.180 (1)	82.96		14:40:17.491	
4 -	35.783	28.483	1:04.266	81.56	1.086	14:41:21.757	
5 -	35.565	28.095	1:03.660 (3)	82.33	0.480	14:42:25.417	
6 -	35.692	28.263	1:03.955	81.95	0.775	14:43:29.372	
7 -	36.063	28.272	1:04.335	81.47	1.155	14:44:33.707	
8 -	35.918	28.138	1:04.056	81.82	0.876	14:45:37.763	
9 -	35.854	28.330	1:04.184	81.66	1.004	14:46:41.947	

BMCRC - MRO Championships 2023 - Rnd 2 @ Pembrey

BMCRC Thunderbike Extreme & Ultra

RACE 16 - SECTOR ANALYSIS



SECTOR 1 = FL to I1, SECTOR 2 = I1 to FL, DIFF = Difference To Personal Best Lap, P = Crossed Finish Line in Pit Lane, D = Time Disallowed

P9 118 E		Darren CORKETT		Suzuki GSXR 600 - Jackson & Phillips			
IDEAL LAP TIME : 1:03.541		BEST LAP TIME : 1:03.605		DIFFERENCE : 0.064			
LAP	SECTOR 1	SECTOR 2	LAP TIME	MPH	DIFF	TIME OF DAY	
1 -		28.591	1:10.861	73.96	7.256	14:38:12.053	
2 -	35.811	28.558	1:04.369	81.43	0.764	14:39:16.422	
3 -	35.465	28.317	1:03.782 (3)	82.17	0.177	14:40:20.204	
4 -	35.787	28.513	1:04.300	81.51	0.695	14:41:24.504	
5 -	35.855	28.190	1:04.045	81.84	0.440	14:42:28.549	
6 -	35.351	28.254	1:03.605 (1)	82.40		14:43:32.154	
7 -	35.785	28.322	1:04.107	81.76	0.502	14:44:36.261	
8 -	35.412	28.320	1:03.732 (2)	82.24	0.127	14:45:39.993	
9 -	36.471	28.210	1:04.681	81.03	1.076	14:46:44.674	

P10 63 U		Matthew WREN		Suzuki GSXR - TBR performance			
IDEAL LAP TIME : 1:03.380		BEST LAP TIME : 1:03.418		DIFFERENCE : 0.038			
LAP	SECTOR 1	SECTOR 2	LAP TIME	MPH	DIFF	TIME OF DAY	
1 -		28.675	1:11.786	73.01	8.368	14:38:12.978	
2 -	36.256	27.930	1:04.186	81.66	0.768	14:39:17.164	
3 -	36.103	28.210	1:04.313	81.50	0.895	14:40:21.477	
4 -	35.748	28.096	1:03.844	82.10	0.426	14:41:25.321	
5 -	37.027	27.650	1:04.677	81.04	1.259	14:42:29.998	
6 -	35.739	27.978	1:03.717 (2)	82.26	0.299	14:43:33.715	
7 -	36.229	27.673	1:03.902	82.02	0.484	14:44:37.617	
8 -	35.730	27.688	1:03.418 (1)	82.65		14:45:41.035	
9 -	36.056	27.740	1:03.796 (3)	82.16	0.378	14:46:44.831	

P11 46 U		Simon GATES		Yamaha YZF R1 - Canine Plus			
IDEAL LAP TIME : 1:03.597		BEST LAP TIME : 1:03.660		DIFFERENCE : 0.063			
LAP	SECTOR 1	SECTOR 2	LAP TIME	MPH	DIFF	TIME OF DAY	
1 -		28.536	1:10.425	74.42	6.765	14:38:11.617	
2 -	35.957	28.242	1:04.199	81.64	0.539	14:39:15.816	
3 -	35.878	28.174	1:04.052 (3)	81.83	0.392	14:40:19.868	
4 -	36.406	28.619	1:05.025	80.60	1.365	14:41:24.893	
5 -	36.307	28.135	1:04.442	81.33	0.782	14:42:29.335	
6 -	35.915	28.147	1:04.062	81.82	0.402	14:43:33.397	
7 -	35.779	27.881	1:03.660 (1)	82.33		14:44:37.057	
8 -	35.716	28.009	1:03.725 (2)	82.25	0.065	14:45:40.782	
9 -	36.482	28.280	1:04.762	80.93	1.102	14:46:45.544	

P12 129 E		Derek CRIPPS		Yamaha R1 - Team FBR			
IDEAL LAP TIME : 1:03.449		BEST LAP TIME : 1:03.616		DIFFERENCE : 0.167			
LAP	SECTOR 1	SECTOR 2	LAP TIME	MPH	DIFF	TIME OF DAY	
1 -		29.106	1:12.942	71.85	9.326	14:38:14.134	
2 -	36.245	28.177	1:04.422	81.36	0.806	14:39:18.556	
3 -	36.480	28.432	1:04.912	80.74	1.296	14:40:23.468	
4 -	35.961	28.400	1:04.361	81.44	0.745	14:41:27.829	
5 -	35.900	27.963	1:03.863	82.07	0.247	14:42:31.692	
6 -	35.849	28.000	1:03.849	82.09	0.233	14:43:35.541	
7 -	35.590	28.026	1:03.616 (1)	82.39		14:44:39.157	
8 -	35.486	28.344	1:03.830 (3)	82.11	0.214	14:45:42.987	
9 -	35.752	28.076	1:03.828 (2)	82.12	0.212	14:46:46.815	

BMCRC - MRO Championships 2023 - Rnd 2 @ Pembrey

BMCRC Thunderbike Extreme & Ultra

RACE 16 - SECTOR ANALYSIS



SECTOR 1 = FL to I1, SECTOR 2 = I1 to FL, DIFF = Difference To Personal Best Lap, P = Crossed Finish Line in Pit Lane, D = Time Disallowed

P13 52 E Barry MANTELL		Honda 929 FIREBLADE - Swedish car connection				
IDEAL LAP TIME : 1:04.086		BEST LAP TIME : 1:04.086		DIFFERENCE : 0.000		
LAP	SECTOR 1	SECTOR 2	LAP TIME	MPH	DIFF	TIME OF DAY
1 -		29.146	1:12.504	72.29	8.418	14:38:13.696
2 -	36.242	28.296	1:04.538 (3)	81.21	0.452	14:39:18.234
3 -	36.576	28.257	1:04.833	80.84	0.747	14:40:23.067
4 -	36.068	28.306	1:04.374 (2)	81.42	0.288	14:41:27.441
5 -	35.883	28.203	1:04.086 (1)	81.79		14:42:31.527
6 -	37.677	28.809	1:06.486	78.83	2.400	14:43:38.013
7 -	36.442	28.990	1:05.432	80.10	1.346	14:44:43.445
8 -	37.099	28.780	1:05.879	79.56	1.793	14:45:49.324
9 -	36.866	29.236	1:06.102	79.29	2.016	14:46:55.426

P14 20 U Connor SWYER		Suzuki GSXR 1000 K6 - WSC Performace & lleithyr farm & dad				
IDEAL LAP TIME : 1:05.328		BEST LAP TIME : 1:05.328		DIFFERENCE : 0.000		
LAP	SECTOR 1	SECTOR 2	LAP TIME	MPH	DIFF	TIME OF DAY
1 -		28.738	1:11.367	73.44	6.039	14:38:12.559
2 -	36.918	28.410	1:05.328 (1)	80.23		14:39:17.887
3 -	37.393	29.192	1:06.585 (3)	78.72	1.257	14:40:24.472
4 -	37.585	28.983	1:06.568 (2)	78.74	1.240	14:41:31.040
5 -	37.597	29.249	1:06.846	78.41	1.518	14:42:37.886
6 -	38.291	29.297	1:07.588	77.55	2.260	14:43:45.474
7 -	37.880	29.261	1:07.141	78.06	1.813	14:44:52.615
8 -	38.092	29.128	1:07.220	77.97	1.892	14:45:59.835
9 -	37.945	29.420	1:07.365	77.80	2.037	14:47:07.200

P15 21 U Danny BRENNAN		Suzuki GSXR 1000 -				
IDEAL LAP TIME : 1:06.549		BEST LAP TIME : 1:06.549		DIFFERENCE : 0.000		
LAP	SECTOR 1	SECTOR 2	LAP TIME	MPH	DIFF	TIME OF DAY
1 -		30.154	1:14.799	70.07	8.250	14:38:15.991
2 -	37.157	29.392	1:06.549 (1)	78.76		14:39:22.540
3 -	37.701	29.681	1:07.382 (2)	77.78	0.833	14:40:29.922
4 -	37.751	29.678	1:07.429 (3)	77.73	0.880	14:41:37.351
5 -	38.658	29.878	1:08.536	76.47	1.987	14:42:45.887
6 -	38.701	30.177	1:08.878	76.09	2.329	14:43:54.765
7 -	37.605	30.719	1:08.324	76.71	1.775	14:45:03.089
8 -	38.897	29.957	1:08.854	76.12	2.305	14:46:11.943
9 -	38.140	29.734	1:07.874	77.22	1.325	14:47:19.817

P16 6 E Andrew FIRTH		Yamaha YZF-R1 - LTRmotorcycles.co.uk / Palmer Race Skool /				
IDEAL LAP TIME : 1:05.193		BEST LAP TIME : 1:05.378		DIFFERENCE : 0.185		
LAP	SECTOR 1	SECTOR 2	LAP TIME	MPH	DIFF	TIME OF DAY
1 -		29.723	1:13.854	70.97	8.476	14:38:15.046
2 -	36.982	28.396	1:05.378 (1)	80.17		14:39:20.424
3 -	37.119	28.813	1:05.932 (3)	79.50	0.554	14:40:26.356
4 -	36.797	28.685	1:05.482 (2)	80.04	0.104	14:41:31.838
5 -	53.111	29.758	1:22.869	63.25	17.491	14:42:54.707
6 -	37.568	29.222	1:06.790	78.47	1.412	14:44:01.497
7 -	38.014	28.610	1:06.624	78.67	1.246	14:45:08.121
8 -	37.592	28.609	1:06.201	79.17	0.823	14:46:14.322
9 -	37.598	28.619	1:06.217	79.15	0.839	14:47:20.539

BMCRC - MRO Championships 2023 - Rnd 2 @ Pembrey

BMCRC Thunderbike Extreme & Ultra

RACE 16 - BEST SECTORS

SECTOR 1			SECTOR 2			IDEAL / BEST COMPARISON						
POS	NO	NAME	TIME	NO	NAME	TIME	POS	NO	NAME	IDEAL	BEST	DIFF
									PERFECT LAP	1:00.820		
1	5	KILLWORTH	34.048	5	KILLWORTH	26.772	1	5	KILLWORTH	1:00.820	1:00.820	0.000
2	9	HENNESSY	34.556	7	JENKINS	27.021	2	9	HENNESSY	1:01.823	1:02.264	0.441
3	78	THOMAS	34.672	102	FEARN	27.159	3	7	JENKINS	1:01.921	1:02.123	0.202
4	45	HASHMI	34.878	9	HENNESSY	27.267	4	78	THOMAS	1:01.945	1:01.945	0.000
5	7	JENKINS	34.900	78	THOMAS	27.273	5	102	FEARN	1:02.119	1:02.300	0.181
6	102	FEARN	34.960	45	HASHMI	27.385	6	45	HASHMI	1:02.263	1:02.571	0.308
7	118	CORKETT	35.351	63	WREN	27.650	7	19	DONOVAN	1:03.180	1:03.180	0.000
8	19	DONOVAN	35.474	19	DONOVAN	27.706	8	63	WREN	1:03.380	1:03.418	0.038
9	129	CRIPPS	35.486	46	GATES	27.881	9	129	CRIPPS	1:03.449	1:03.616	0.167
10	46	GATES	35.716	129	CRIPPS	27.963	10	118	CORKETT	1:03.541	1:03.605	0.064
11	63	WREN	35.730	118	CORKETT	28.190	11	46	GATES	1:03.597	1:03.660	0.063
12	52	MANTELL	35.883	52	MANTELL	28.203	12	52	MANTELL	1:04.086	1:04.086	0.000
13	6	FIRTH	36.797	6	FIRTH	28.396	13	6	FIRTH	1:05.193	1:05.378	0.185
14	20	SWYER	36.918	20	SWYER	28.410	14	20	SWYER	1:05.328	1:05.328	0.000
15	21	BRENNAN	37.157	21	BRENNAN	29.392	15	21	BRENNAN	1:06.549	1:06.549	0.000
16							16	800	CREASEY		1:02.343	

BMCRC - MRO Championships 2023 - Rnd 2 @ Pembrey

BMCRC Thunderbike Extreme & Ultra

RACE 16 - STATISTICS

Competitors Started 16
Planned Start 2023-04-09 @ 15:00:00.000
Actual Start 2023-04-09 @ 14:37:01.191
Finish Time 2023-04-09 @ 14:46:28.110
Track Length 1.4560mi.
Total Laps 144
Total Distance Covered 209.6640mi.

Session Fastest Lap History

NO	CL	NAME	LAP TIME	TIME OF DAY	LAP	VEHICLE
45	U	Chad HASHMI	1:02.633	14:39:10.982	2	Suzuki GSXR1000
800	U	Morgan CREASEY	1:02.423	14:39:11.169	2	Suzuki GSXR 1000 K7
78	U	Jamie THOMAS	1:01.945	14:39:11.813	2	Suzuki GSXR 1000
5	U	Stacey KILLWORTH	1:00.820	14:46:28.126	9	Suzuki GSXR 1000

Session Leader History

NO	CL	NAME	FROM LAP	LAPS LED	DISTANCE	VEHICLE
45	U	Chad HASHMI	1	3	4.36 miles	Suzuki GSXR1000
800	U	Morgan CREASEY	4	1	1.45 miles	Suzuki GSXR 1000 K7
45	U	Chad HASHMI	5	3	4.36 miles	Suzuki GSXR1000
5	U	Stacey KILLWORTH	8	2	2.91 miles	Suzuki GSXR 1000

Flag History

TYPE	TIME OF DAY
GREEN	14:37:01.191
FINISH	14:46:28.110

Flag Statistics

TYPE	COUNT	TOTAL LAPS	TOTAL TIME
Green	1	9	10:31.972
Red	0	0	0.000
Safety Car	0	0	0.000
FCY	0	0	0.000

BMCRC - MRO Championships 2023 - Rnd 2 @ Pembrey

BMCRC Thunderbike Extreme & Ultra

RACE 16 - STATISTICS

CLASS : U

11 Starters

Fastest Lap History

NO	NAME	LAP TIME	TIME OF DAY	LAP	VEHICLE
45	Chad HASHMI	1:02.633	14:39:10.982	2	Suzuki GSXR1000
800	Morgan CREASEY	1:02.423	14:39:11.169	2	Suzuki GSXR 1000 K7
78	Jamie THOMAS	1:01.945	14:39:11.813	2	Suzuki GSXR 1000
5	Stacey KILLWORTH	1:00.820	14:46:28.126	9	Suzuki GSXR 1000

Leader History

NO	NAME	FROM LAP	LAPS LED	DISTANCE	VEHICLE
45	Chad HASHMI	1	3	4.36 miles	Suzuki GSXR1000
800	Morgan CREASEY	4	1	1.45 miles	Suzuki GSXR 1000 K7
45	Chad HASHMI	5	3	4.36 miles	Suzuki GSXR1000
5	Stacey KILLWORTH	8	2	2.91 miles	Suzuki GSXR 1000

BMCRC - MRO Championships 2023 - Rnd 2 @ Pembrey

BMCRC Thunderbike Extreme & Ultra

RACE 16 - STATISTICS

CLASS : E

5 Starters

Fastest Lap History

NO	NAME	LAP TIME	TIME OF DAY	LAP	VEHICLE
9	Shaun HENNESSY	1:02.526	14:39:12.532	2	Yamaha YZF 750SP
9	Shaun HENNESSY	1:02.264	14:40:14.799	3	Yamaha YZF 750SP

Leader History

NO	NAME	FROM LAP	LAPS LED	DISTANCE	VEHICLE
9	Shaun HENNESSY	1	9	13.10 miles	Yamaha YZF 750SP



BMCRC THUNDERBIKE SPORT & BMCRC SUPERTWINS

Supported by Steve Jordan Motorcycles



BMCRC-MRO Championships - Round 2

Pembrey

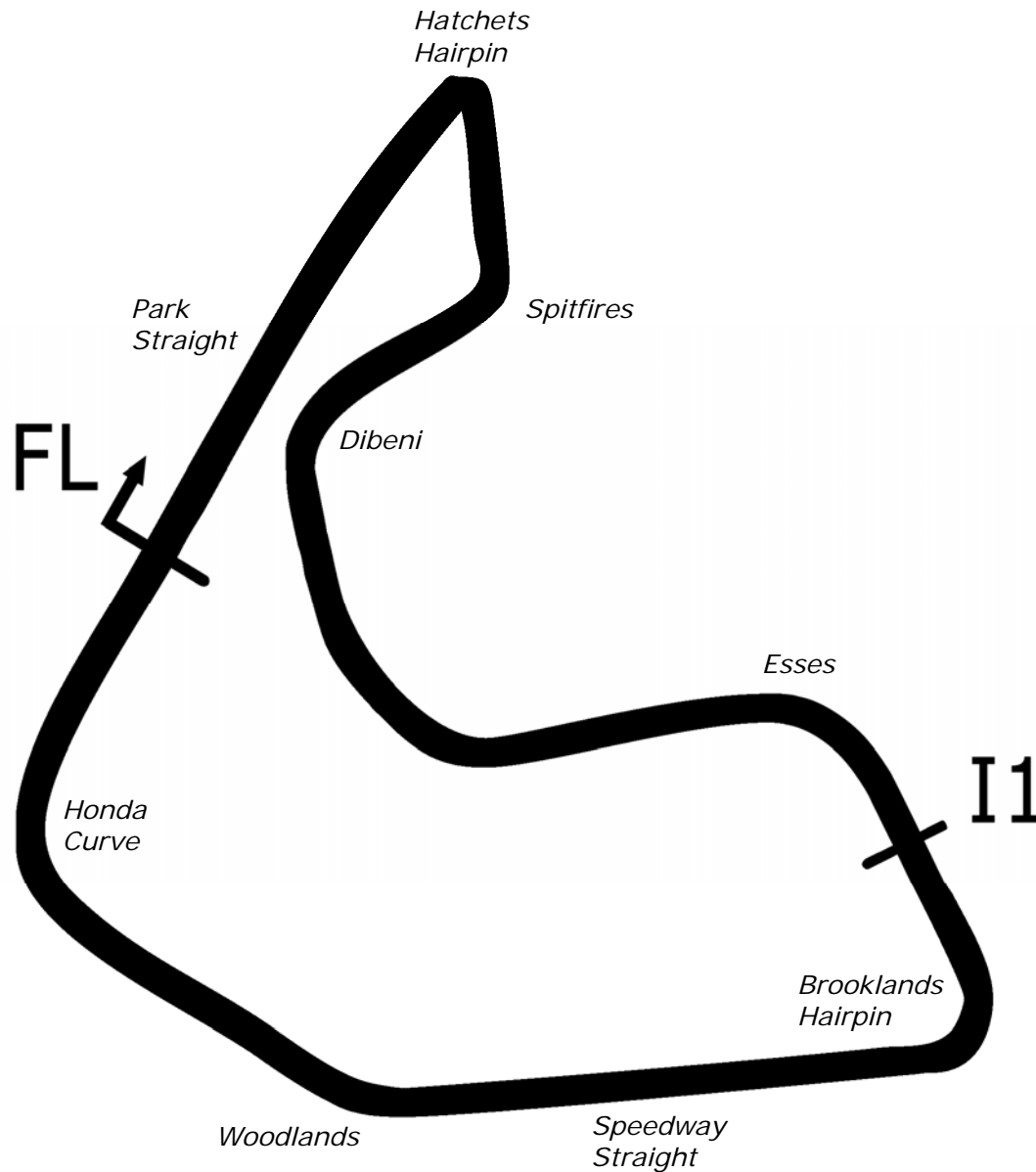
8th / 9th April 2023



Timing & Results Provided by Timing Solutions Ltd

www.tsl-timing.com

Pembrey National



Length	1.4560 miles	2343.2 m	
FL		51.70587 N	4.32386 W
I1	1223m	51.70430 N	4.31667 W
Pit Entry	2067m	51.70391 N	4.32452 W
Pit Exit	100m after FL	51.70664 N	4.32301 W
Pit Entry–Pit Exit	337m, 24.3s @50kph,	20.2s @60kph	

All results available at www.tsl-timing.com

BMCRC - MRO Championships 2023 - Rnd 2 @ Pembrey

BMCRC Thunderbike Sport & BMCRC SuperTwins & Thunderbike Extreme

QUALIFYING - CLASSIFICATION

POS	NO	CL	PIC NAME	ENTRY	TIME	ON	LAPS	GAP	DIFF	MPH
1	0		1 Jeremy HILL	Yamaha R6 - Silver Arrows Racing / LT-Info.com	1:03.883	4	5			82.04
2	52	E	1 Barry MANTELL	Honda 929 FIREBLADE - Swedish car connection	1:04.517	10	11	0.634	0.634	81.24
3	118	E	2 Darren CORKETT	Suzuki GSXR 600 - Jackson & Phillips	1:04.574	10	11	0.691	0.057	81.17
4	151		2 Andy DENYER	Yamaha OWO1 -	1:04.841	6	11	0.958	0.267	80.83
5	994	R	1 Adrian HOWARD	Suzuki GSXR 600 -	1:05.359	5	11	1.476	0.518	80.19
6	129	E	3 Derek CRIPPS	Yamaha R1 - Team FBR	1:05.631	5	6	1.748	0.272	79.86
7	25		3 Harrison DAY	Yamaha R6 -	1:05.862	8	11	1.979	0.231	79.58
8	69		4 Tony RUSSO	Yamaha R6 - Wymark Lubricants	1:05.875	8	11	1.992	0.013	79.56
9	48		5 Shaun WALLIS	Yamaha R6 - MBC Despatch Racing	1:06.204	11	11	2.321	0.329	79.17
10	77		6 David MAY	Suzuki GSXR600 - Orchard cooling/ team Silver Arrows	1:06.247	9	11	2.364	0.043	79.12
11	57		7 Paul NEWMAN	Yamaha R6 - Scarlett racing	1:06.382	6	6	2.499	0.135	78.96
12	11		8 Malcolm BATE	Yamaha R6 - Hartjay	1:07.392	10	11	3.509	1.010	77.77
13	97		9 Alex MANN	Honda CBR600RR - Michael Jones Jeweller, Esprit Gr	1:07.718	6	8	3.835	0.326	77.40
14	139	E	4 Rob MARLEY	Honda CBR600F3 - PearTree Racing	1:08.215	10	11	4.332	0.497	76.83
15	81		11 Malvern MAY	Honda CBR600RR - IMP racing	1:08.518	11	11	4.635	0.303	76.49
16	6	E	5 Andrew FIRTH	Yamaha YZF-R1 - LTRmotorcycles.co.uk / Palmer Rac	1:08.667	11	11	4.784	0.149	76.33
17	44	SUP	1 Tony PARKER	Kawasaki ER650RR - insta/youtube 44notpol	1:08.997	9	11	5.114	0.330	75.96
18	191		12 Justin GRAVE	Suzuki SV650 -	1:09.431	8	8	5.548	0.434	75.49
19	58	SUP	2 Michael ALLEN	Kawasaki ER6 -	1:10.441	3	4	6.558	1.010	74.41
20	27	R	2 Matthew CHAM	-	1:11.411	4	6	7.528	0.970	73.40
21	84		13 Ricardo BRANCO	Yamaha R6 - IMP Racing	1:12.310	9	10	8.427	0.899	72.48
22	51		14 Paul BEESLEY	Yamaha R6 -	1:13.182	9	10	9.299	0.872	71.62
23	66		15 Mark SMITH	Yamaha R6 - IMP RACING	1:14.507	8	10	10.624	1.325	70.35
24	689		16 David TREVEIL	Yamaha YZF-R6 -	1:15.542	10	10	11.659	1.035	69.38

Weather / Track : Cloudy / Dry

These results are provisional until the conclusion of any judicial and technical matters.

Pembrey National: 1.4560 miles
Date: 08/04/2023 Start: 09:31 Finish: 09:43

Clerk Of Course :	Stewards :	Timekeeper : Sarah Evans
-------------------	------------	--------------------------

Results can be found at www.tsl-timing.com

Printed - 09:46 Saturday, 08 April 2023



BMCRC - MRO Championships 2023 - Rnd 2 @ Pembrey

BMCRC Thunderbike Sport & BMCRC SuperTwins & Thunderbike Extreme

QUALIFYING - SECTOR ANALYSIS



SECTOR 1 = FL to I1, SECTOR 2 = I1 to FL, DIFF = Difference To Personal Best Lap, P = Crossed Finish Line in Pit Lane, D = Time Disallowed

P1		0		Jeremy HILL		Yamaha R6 - Silver Arrows Racing / LT-Info.com	
IDEAL LAP TIME : 1:03.685		BEST LAP TIME : 1:03.883		DIFFERENCE : 0.198			
LAP	SECTOR 1	SECTOR 2	LAP TIME	MPH	DIFF	TIME OF DAY	
1 -		31.399	1:20.972	64.73	17.089	09:34:09.080	
2 -	37.170	28.473	1:05.643	79.85	1.760	09:35:14.723	
3 -	36.088	28.419	1:04.507 (3)	81.25	0.624	09:36:19.230	
4 -	35.712	28.171	1:03.883 (1)	82.04		09:37:23.113	
5 -	35.514	28.369	1:03.883 (1)	82.04		09:38:26.996	

P2		52 E		Barry MANTELL		Honda 929 FIREBLADE - Swedish car connection	
IDEAL LAP TIME : 1:04.407		BEST LAP TIME : 1:04.517		DIFFERENCE : 0.110			
LAP	SECTOR 1	SECTOR 2	LAP TIME	MPH	DIFF	TIME OF DAY	
1 -	44.795	30.306	1:15.101	69.79	10.584	09:32:52.510	
2 -	38.758	30.507	1:09.265	75.67	4.748	09:34:01.775	
3 -	37.246	28.818	1:06.064	79.34	1.547	09:35:07.839	
4 -	36.824	28.325	1:05.149 (2)	80.45	0.632	09:36:12.988	
5 -	36.762	29.575	1:06.337	79.01	1.820	09:37:19.325	
6 -	37.339	29.296	1:06.635	78.66	2.118	09:38:25.960	
7 -	38.783	29.691	1:08.474	76.54	3.957	09:39:34.434	
8 -	37.608	29.530	1:07.138	78.07	2.621	09:40:41.572	
9 -	36.799	28.894	1:05.693 (3)	79.78	1.176	09:41:47.265	
10 -	36.082	28.435	1:04.517 (1)	81.24		09:42:51.782	
11 -	37.324	28.703	1:06.027	79.38	1.510	09:43:57.809	

P3		118 E		Darren CORKETT		Suzuki GSXR 600 - Jackson & Phillips	
IDEAL LAP TIME : 1:04.574		BEST LAP TIME : 1:04.574		DIFFERENCE : 0.000			
LAP	SECTOR 1	SECTOR 2	LAP TIME	MPH	DIFF	TIME OF DAY	
1 -	44.818	30.943	1:15.761	69.18	11.187	09:32:52.324	
2 -	38.393	31.010	1:09.403	75.52	4.829	09:34:01.727	
3 -	37.625	28.914	1:06.539	78.77	1.965	09:35:08.266	
4 -	36.801	28.762	1:05.563	79.94	0.989	09:36:13.829	
5 -	36.879	28.835	1:05.714	79.76	1.140	09:37:19.543	
6 -	37.598	29.042	1:06.640	78.65	2.066	09:38:26.183	
7 -	38.709	29.705	1:08.414	76.61	3.840	09:39:34.597	
8 -	37.757	30.040	1:07.797	77.31	3.223	09:40:42.394	
9 -	36.239	28.852	1:05.091 (2)	80.52	0.517	09:41:47.485	
10 -	36.142	28.432	1:04.574 (1)	81.17		09:42:52.059	
11 -	36.813	28.485	1:05.298 (3)	80.27	0.724	09:43:57.357	

P4		151		Andy DENYER		Yamaha OW01 -	
IDEAL LAP TIME : 1:04.743		BEST LAP TIME : 1:04.841		DIFFERENCE : 0.098			
LAP	SECTOR 1	SECTOR 2	LAP TIME	MPH	DIFF	TIME OF DAY	
1 -			1:17.394	67.72	12.553	09:32:59.801	
2 -			1:09.967	74.91	5.126	09:34:09.768	
3 -			1:06.537	78.77	1.696	09:35:16.305	
4 -	36.354	28.672	1:05.026	80.60	0.185	09:36:21.331	
5 -	36.742	28.785	1:05.527	79.99	0.686	09:37:26.858	
6 -	36.402	28.439	1:04.841 (1)	80.83		09:38:31.699	
7 -			1:09.662	75.24	4.821	09:39:41.361	
8 -			1:06.022	79.39	1.181	09:40:47.383	
9 -			1:06.575	78.73	1.734	09:41:53.958	
10 -			1:04.888 (3)	80.77	0.047	09:42:58.846	
11 -	36.304	28.570	1:04.874 (2)	80.79	0.033	09:44:03.720	

BMCRC - MRO Championships 2023 - Rnd 2 @ Pembrey

BMCRC Thunderbike Sport & BMCRC SuperTwins & Thunderbike Extreme

QUALIFYING - SECTOR ANALYSIS



SECTOR 1 = FL to I1, SECTOR 2 = I1 to FL, DIFF = Difference To Personal Best Lap, P = Crossed Finish Line in Pit Lane, D = Time Disallowed

P5		994 R		Adrian HOWARD		Suzuki GSXR 600 -	
IDEAL LAP TIME : 1:05.359		BEST LAP TIME : 1:05.359		DIFFERENCE : 0.000			
LAP	SECTOR 1	SECTOR 2	LAP TIME	MPH	DIFF	TIME OF DAY	
1 -	45.808	33.636	1:19.444	65.97	14.085	09:32:57.448	
2 -	40.455	30.607	1:11.062	73.76	5.703	09:34:08.510	
3 -	37.950	30.028	1:07.978	77.10	2.619	09:35:16.488	
4 -	37.214	29.188	1:06.402	78.93	1.043	09:36:22.890	
5 -	36.689	28.670	1:05.359 (1)	80.19		09:37:28.249	
6 -	36.729	28.966	1:05.695 (2)	79.78	0.336	09:38:33.944	
7 -	37.844	29.434	1:07.278	77.90	1.919	09:39:41.222	
8 -	37.741	30.911	1:08.652	76.35	3.293	09:40:49.874	
9 -	37.847	29.658	1:07.505	77.64	2.146	09:41:57.379	
10 -	36.838	29.118	1:05.956 (3)	79.47	0.597	09:43:03.335	
11 -	36.970	29.364	1:06.334	79.01	0.975	09:44:09.669	

P6		129 E		Derek CRIPPS		Yamaha R1 - Team FBR	
IDEAL LAP TIME : 1:05.235		BEST LAP TIME : 1:05.631		DIFFERENCE : 0.396			
LAP	SECTOR 1	SECTOR 2	LAP TIME	MPH	DIFF	TIME OF DAY	
1 -	44.158	31.378	1:15.536	69.39	9.905	09:32:48.227	
2 -	38.611	29.669	1:08.280	76.76	2.649	09:33:56.507	
3 -	38.112	29.286	1:07.398	77.77	1.767	09:35:03.905	
4 -	37.669	28.593	1:06.262 (3)	79.10	0.631	09:36:10.167	
5 -	36.642	28.989	1:05.631 (1)	79.86		09:37:15.798	
6 -	37.086	29.042	1:06.128 (2)	79.26	0.497	09:38:21.926	

P7		25		Harrison DAY		Yamaha R6 -	
IDEAL LAP TIME : 1:05.862		BEST LAP TIME : 1:05.862		DIFFERENCE : 0.000			
LAP	SECTOR 1	SECTOR 2	LAP TIME	MPH	DIFF	TIME OF DAY	
1 -	47.108	34.101	1:21.209	64.54	15.347	09:32:57.529	
2 -	41.047	31.225	1:12.272	72.52	6.410	09:34:09.801	
3 -	39.584	32.440	1:12.024	72.77	6.162	09:35:21.825	
4 -	39.026	33.968	1:12.994	71.80	7.132	09:36:34.819	
5 -	37.877	29.270	1:07.147	78.06	1.285	09:37:41.966	
6 -	37.736	29.034	1:06.770 (3)	78.50	0.908	09:38:48.736	
7 -	37.786	29.698	1:07.484	77.67	1.622	09:39:56.220	
8 -	37.198	28.664	1:05.862 (1)	79.58		09:41:02.082	
9 -	37.451	29.026	1:06.477 (2)	78.84	0.615	09:42:08.559	
10 -	37.558	29.789	1:07.347	77.82	1.485	09:43:15.906	
11 -	41.387	29.310	1:10.697	74.14	4.835	09:44:26.603	

P8		69		Tony RUSSO		Yamaha R6 - Wymark Lubricants	
IDEAL LAP TIME : 1:05.875		BEST LAP TIME : 1:05.875		DIFFERENCE : 0.000			
LAP	SECTOR 1	SECTOR 2	LAP TIME	MPH	DIFF	TIME OF DAY	
1 -	47.191	32.806	1:19.997	65.52	14.122	09:32:55.341	
2 -	42.782	31.519	1:14.301	70.54	8.426	09:34:09.642	
3 -	39.523	31.612	1:11.135	73.68	5.260	09:35:20.777	
4 -	39.843	33.415	1:13.258	71.54	7.383	09:36:34.035	
5 -	38.480	29.149	1:07.629	77.50	1.754	09:37:41.664	
6 -	37.798	29.095	1:06.893	78.35	1.018	09:38:48.557	
7 -	37.598	29.313	1:06.911	78.33	1.036	09:39:55.468	
8 -	37.051	28.824	1:05.875 (1)	79.56		09:41:01.343	
9 -	37.239	29.072	1:06.311 (3)	79.04	0.436	09:42:07.654	
10 -	37.327	29.207	1:06.534	78.78	0.659	09:43:14.188	
11 -	37.276	28.977	1:06.253 (2)	79.11	0.378	09:44:20.441	

BMCRC - MRO Championships 2023 - Rnd 2 @ Pembrey

BMCRC Thunderbike Sport & BMCRC SuperTwins & Thunderbike Extreme

QUALIFYING - SECTOR ANALYSIS



SECTOR 1 = FL to I1, SECTOR 2 = I1 to FL, DIFF = Difference To Personal Best Lap, P = Crossed Finish Line in Pit Lane, D = Time Disallowed

P9 48		Shaun WALLIS		Yamaha R6 - MBC Despatch Racing			
IDEAL LAP TIME : 1:06.117		BEST LAP TIME : 1:06.204		DIFFERENCE : 0.087			
LAP	SECTOR 1	SECTOR 2	LAP TIME	MPH	DIFF	TIME OF DAY	
1 -	43.165	31.432	1:14.597	70.26	8.393	09:32:44.909	
2 -	39.487	30.744	1:10.231	74.63	4.027	09:33:55.140	
3 -	38.352	30.240	1:08.592	76.41	2.388	09:35:03.732	
4 -	38.157	29.667	1:07.824	77.28	1.620	09:36:11.556	
5 -	37.918	29.714	1:07.632	77.50	1.428	09:37:19.188	
6 -	38.236	29.240	1:07.476 (3)	77.68	1.272	09:38:26.664	
7 -	39.064	30.590	1:09.654	75.25	3.450	09:39:36.318	
8 -	37.520	30.123	1:07.643	77.48	1.439	09:40:43.961	
9 -	39.815	30.133	1:09.948	74.93	3.744	09:41:53.909	
10 -	37.651	29.655	1:07.306 (2)	77.87	1.102	09:43:01.215	
11 -	36.877	29.327	1:06.204 (1)	79.17		09:44:07.419	

P10 77		David MAY		Suzuki GSXR600 - Orchard cooling/ team Silver Arrows			
IDEAL LAP TIME : 1:06.247		BEST LAP TIME : 1:06.247		DIFFERENCE : 0.000			
LAP	SECTOR 1	SECTOR 2	LAP TIME	MPH	DIFF	TIME OF DAY	
1 -	42.292	30.005	1:12.297	72.50	6.050	09:32:45.881	
2 -	40.286	30.203	1:10.489	74.36	4.242	09:33:56.370	
3 -	37.985	30.500	1:08.485	76.53	2.238	09:35:04.855	
4 -	37.332	29.506	1:06.838 (3)	78.42	0.591	09:36:11.693	
5 -	37.541	29.338	1:06.879	78.37	0.632	09:37:18.572	
6 -	37.675	29.339	1:07.014	78.21	0.767	09:38:25.586	
7 -	38.805	29.966	1:08.771	76.21	2.524	09:39:34.357	
8 -	38.594	30.845	1:09.439	75.48	3.192	09:40:43.796	
9 -	37.123	29.124	1:06.247 (1)	79.12		09:41:50.043	
10 -	37.318	29.133	1:06.451 (2)	78.87	0.204	09:42:56.494	
11 -	37.796	29.255	1:07.051	78.17	0.804	09:44:03.545	

P11 57		Paul NEWMAN		Yamaha R6 - Scarlett racing			
IDEAL LAP TIME : 1:06.375		BEST LAP TIME : 1:06.382		DIFFERENCE : 0.007			
LAP	SECTOR 1	SECTOR 2	LAP TIME	MPH	DIFF	TIME OF DAY	
1 -	40.317	30.953	1:11.270	73.54	4.888	09:32:41.835	
2 -	38.814	30.040	1:08.854	76.12	2.472	09:33:50.689	
3 -	37.280	29.812	1:07.092	78.12	0.710	09:34:57.781	
4 -	37.169	29.357	1:06.526 (2)	78.79	0.144	09:36:04.307	
5 -	37.060	29.513	1:06.573 (3)	78.73	0.191	09:37:10.880	
6 -	37.067	29.315	1:06.382 (1)	78.96		09:38:17.262	

P12 11		Malcolm BATE		Yamaha R6 - Hartjay			
IDEAL LAP TIME : 1:07.392		BEST LAP TIME : 1:07.392		DIFFERENCE : 0.000			
LAP	SECTOR 1	SECTOR 2	LAP TIME	MPH	DIFF	TIME OF DAY	
1 -	45.567	33.494	1:19.061	66.29	11.669	09:33:03.835	
2 -	41.695	31.053	1:12.748	72.05	5.356	09:34:16.583	
3 -	40.167	34.530	1:14.697	70.17	7.305	09:35:31.280	
4 -	39.619	30.647	1:10.266	74.59	2.874	09:36:41.546	
5 -	38.503	30.028	1:08.531	76.48	1.139	09:37:50.077	
6 -	38.065	30.033	1:08.098	76.97	0.706	09:38:58.175	
7 -	38.010	30.053	1:08.063	77.01	0.671	09:40:06.238	
8 -	37.845	30.170	1:08.015 (3)	77.06	0.623	09:41:14.253	
9 -	37.863	29.994	1:07.857 (2)	77.24	0.465	09:42:22.110	
10 -	37.481	29.911	1:07.392 (1)	77.77		09:43:29.502	
11 -	38.736	30.024	1:08.760	76.23	1.368	09:44:38.262	

BMCRC - MRO Championships 2023 - Rnd 2 @ Pembrey

BMCRC Thunderbike Sport & BMCRC SuperTwins & Thunderbike Extreme

QUALIFYING - SECTOR ANALYSIS



SECTOR 1 = FL to I1, SECTOR 2 = I1 to FL, DIFF = Difference To Personal Best Lap, P = Crossed Finish Line in Pit Lane, D = Time Disallowed

P13 97 Alex MANN		Honda CBR600RR - Michael Jones Jeweller, Esprit Group, Carl				
IDEAL LAP TIME : 1:07.384		BEST LAP TIME : 1:07.718		DIFFERENCE : 0.334		
LAP	SECTOR 1	SECTOR 2	LAP TIME	MPH	DIFF	TIME OF DAY
1 -	42.972	31.488	1:14.460	70.39	6.742	09:32:45.458
2 -	39.458	30.371	1:09.829	75.06	2.111	09:33:55.287
3 -	38.615	30.824	1:09.439	75.48	1.721	09:35:04.726
4 -	38.559	29.309	1:07.868 (2)	77.23	0.150	09:36:12.594
5 -	39.978	30.330	1:10.308	74.55	2.590	09:37:22.902
6 -	38.075	29.643	1:07.718 (1)	77.40		09:38:30.620
7 -	39.502	29.753	1:09.255 (3)	75.68	1.537	09:39:39.875
8 -	38.925	IN PIT	1:55.752 P	45.28	48.034	09:41:35.627

P14 139 E Rob MARLEY		Honda CBR600F3 - PearTree Racing				
IDEAL LAP TIME : 1:07.812		BEST LAP TIME : 1:08.215		DIFFERENCE : 0.403		
LAP	SECTOR 1	SECTOR 2	LAP TIME	MPH	DIFF	TIME OF DAY
1 -	44.984	32.684	1:17.668	67.48	9.453	09:32:49.346
2 -	40.730	31.524	1:12.254	72.54	4.039	09:34:01.600
3 -	39.967	31.055	1:11.022	73.80	2.807	09:35:12.622
4 -	39.673	30.522	1:10.195	74.67	1.980	09:36:22.817
5 -	39.118	30.342	1:09.460 (3)	75.46	1.245	09:37:32.277
6 -	39.551	30.462	1:10.013	74.86	1.798	09:38:42.290
7 -	39.701	29.804	1:09.505	75.41	1.290	09:39:51.795
8 -	38.954	30.486	1:09.440 (2)	75.48	1.225	09:41:01.235
9 -	40.340	31.010	1:11.350	73.46	3.135	09:42:12.585
10 -	38.008	30.207	1:08.215 (1)	76.83		09:43:20.800
11 -	40.473	30.158	1:10.631	74.21	2.416	09:44:31.431

P15 81 Malvern MAY		Honda CBR600RR - IMP racing				
IDEAL LAP TIME : 1:08.518		BEST LAP TIME : 1:08.518		DIFFERENCE : 0.000		
LAP	SECTOR 1	SECTOR 2	LAP TIME	MPH	DIFF	TIME OF DAY
1 -	47.624	34.532	1:22.156	63.80	13.638	09:33:02.839
2 -	43.514	33.536	1:17.050	68.02	8.532	09:34:19.889
3 -	40.672	34.476	1:15.148	69.75	6.630	09:35:35.037
4 -	41.007	31.147	1:12.154	72.64	3.636	09:36:47.191
5 -	39.576	30.668	1:10.244	74.61	1.726	09:37:57.435
6 -	39.695	30.868	1:10.563	74.28	2.045	09:39:07.998
7 -	39.486	30.636	1:10.122	74.74	1.604	09:40:18.120
8 -	39.204	30.527	1:09.731 (3)	75.16	1.213	09:41:27.851
9 -	39.183	30.669	1:09.852	75.03	1.334	09:42:37.703
10 -	38.968	30.258	1:09.226 (2)	75.71	0.708	09:43:46.929
11 -	38.342	30.176	1:08.518 (1)	76.49		09:44:55.447

P16 6 E Andrew FIRTH		Yamaha YZF-R1 - LTRmotorcycles.co.uk / Palmer Race Skool /				
IDEAL LAP TIME : 1:08.569		BEST LAP TIME : 1:08.667		DIFFERENCE : 0.098		
LAP	SECTOR 1	SECTOR 2	LAP TIME	MPH	DIFF	TIME OF DAY
1 -	47.325	35.311	1:22.636	63.42	13.969	09:33:04.180
2 -	44.352	32.836	1:17.188	67.90	8.521	09:34:21.368
3 -	40.919	32.790	1:13.709	71.11	5.042	09:35:35.077
4 -	40.023	30.670	1:10.693	74.14	2.026	09:36:45.770
5 -	40.367	30.694	1:11.061	73.76	2.394	09:37:56.831
6 -	39.850	30.629	1:10.479	74.37	1.812	09:39:07.310
7 -	39.685	30.678	1:10.363	74.49	1.696	09:40:17.673
8 -	39.224	30.336	1:09.560 (3)	75.35	0.893	09:41:27.233
9 -	39.333	30.489	1:09.822	75.07	1.155	09:42:37.055
10 -	38.969	29.802	1:08.771 (2)	76.21	0.104	09:43:45.826
11 -	38.767	29.900	1:08.667 (1)	76.33		09:44:54.493

BMCRC - MRO Championships 2023 - Rnd 2 @ Pembrey

BMCRC Thunderbike Sport & BMCRC SuperTwins & Thunderbike Extreme

QUALIFYING - SECTOR ANALYSIS



SECTOR 1 = FL to I1, SECTOR 2 = I1 to FL, DIFF = Difference To Personal Best Lap, P = Crossed Finish Line in Pit Lane, D = Time Disallowed

P17 44 SUP Tony PARKER		Kawasaki ER650RR - insta/youtube 44notpol				
IDEAL LAP TIME : 1:08.997		BEST LAP TIME : 1:08.997		DIFFERENCE : 0.000		
LAP	SECTOR 1	SECTOR 2	LAP TIME	MPH	DIFF	TIME OF DAY
1 -	47.607	34.912	1:22.519	63.51	13.522	09:32:58.259
2 -	41.525	31.927	1:13.452	71.36	4.455	09:34:11.711
3 -	42.587	35.261	1:17.848	67.33	8.851	09:35:29.559
4 -	42.368	31.480	1:13.848	70.97	4.851	09:36:43.407
5 -	39.325	30.860	1:10.185	74.68	1.188	09:37:53.592
6 -	38.563	30.542	1:09.105 (2)	75.84	0.108	09:39:02.697
7 -	38.537	30.861	1:09.398 (3)	75.52	0.401	09:40:12.095
8 -	38.930	30.597	1:09.527	75.38	0.530	09:41:21.622
9 -	38.509	30.488	1:08.997 (1)	75.96		09:42:30.619
10 -	38.651	31.204	1:09.855	75.03	0.858	09:43:40.474
11 -	40.331	30.534	1:10.865	73.96	1.868	09:44:51.339

P18 191 Justin GRAVE		Suzuki SV650 -				
IDEAL LAP TIME :		BEST LAP TIME : 1:09.431		DIFFERENCE :		
LAP	SECTOR 1	SECTOR 2	LAP TIME	MPH	DIFF	TIME OF DAY
1 -			1:19.928	65.57	10.497	09:32:59.017
2 -			1:15.859	69.09	6.428	09:34:14.876
3 -			1:16.403	68.60	6.972	09:35:31.279
4 -			1:13.564	71.25	4.133	09:36:44.843
5 -			1:10.389	74.46	0.958	09:37:55.232
6 -			1:09.884 (3)	75.00	0.453	09:39:05.116
7 -			1:09.721 (2)	75.17	0.290	09:40:14.837
8 -			1:09.431 (1)	75.49		09:41:24.268

P19 58 SUP Michael ALLEN		Kawasaki ER6 -				
IDEAL LAP TIME : 1:09.322		BEST LAP TIME : 1:10.441		DIFFERENCE : 1.119		
LAP	SECTOR 1	SECTOR 2	LAP TIME	MPH	DIFF	TIME OF DAY
1 -	45.899	33.452	1:19.351	66.05	8.910	09:32:57.145
2 -	40.155	31.397	1:11.552 (3)	73.25	1.111	09:34:08.697
3 -	39.784	30.657	1:10.441 (1)	74.41		09:35:19.138
4 -	38.665	32.762	1:11.427 (2)	73.38	0.986	09:36:30.565

P20 27 R Matthew CHAM		-				
IDEAL LAP TIME : 1:11.411		BEST LAP TIME : 1:11.411		DIFFERENCE : 0.000		
LAP	SECTOR 1	SECTOR 2	LAP TIME	MPH	DIFF	TIME OF DAY
1 -	47.312	35.348	1:22.660	63.41	11.249	09:33:04.634
2 -	44.215	33.025	1:17.240	67.86	5.829	09:34:21.874
3 -	42.402	32.407	1:14.809	70.06	3.398	09:35:36.683
4 -	40.118	31.293	1:11.411 (1)	73.40		09:36:48.094
5 -	41.013	31.799	1:12.812 (3)	71.98	1.401	09:38:00.906
6 -	40.118	32.107	1:12.225 (2)	72.57	0.814	09:39:13.131

P21 84 Ricardo BRANCO		Yamaha R6 - IMP Racing				
IDEAL LAP TIME : 1:12.310		BEST LAP TIME : 1:12.310		DIFFERENCE : 0.000		
LAP	SECTOR 1	SECTOR 2	LAP TIME	MPH	DIFF	TIME OF DAY
1 -	51.054	37.825	1:28.879	58.97	16.569	09:33:12.573
2 -	46.878	34.949	1:21.827	64.05	9.517	09:34:34.400
3 -	44.409	35.768	1:20.177	65.37	7.867	09:35:54.577
4 -	43.236	32.954	1:16.190	68.79	3.880	09:37:10.767
5 -	41.281	31.759	1:13.040 (3)	71.76	0.730	09:38:23.807
6 -	41.598	31.754	1:13.352	71.45	1.042	09:39:37.159
7 -	41.166	31.695	1:12.861 (2)	71.93	0.551	09:40:50.020
8 -	41.535	31.797	1:13.332	71.47	1.022	09:42:03.352
9 -	40.801	31.509	1:12.310 (1)	72.48		09:43:15.662
10 -	41.696	32.419	1:14.115	70.72	1.805	09:44:29.777

BMCRC - MRO Championships 2023 - Rnd 2 @ Pembrey

BMCRC Thunderbike Sport & BMCRC SuperTwins & Thunderbike Extreme

QUALIFYING - SECTOR ANALYSIS



SECTOR 1 = FL to I1, SECTOR 2 = I1 to FL, DIFF = Difference To Personal Best Lap, P = Crossed Finish Line in Pit Lane, D = Time Disallowed

P22 51		Paul BEESLEY		Yamaha R6 -			
IDEAL LAP TIME : 1:12.884		BEST LAP TIME : 1:13.182		DIFFERENCE : 0.298			
LAP	SECTOR 1	SECTOR 2	LAP TIME	MPH	DIFF	TIME OF DAY	
1 -	51.349	36.253	1:27.602	59.83	14.420	09:33:13.014	
2 -	47.051	34.870	1:21.921	63.98	8.739	09:34:34.935	
3 -	44.425	35.836	1:20.261	65.30	7.079	09:35:55.196	
4 -	44.259	33.188	1:17.447	67.67	4.265	09:37:12.643	
5 -	43.258	32.573	1:15.831	69.12	2.649	09:38:28.474	
6 -	42.941	32.998	1:15.939	69.02	2.757	09:39:44.413	
7 -	41.898	32.741	1:14.639	70.22	1.457	09:40:59.052	
8 -	41.627	32.801	1:14.428 (3)	70.42	1.246	09:42:13.480	
9 -	40.986	32.196	1:13.182 (1)	71.62		09:43:26.662	
10 -	41.361	31.898	1:13.259 (2)	71.54	0.077	09:44:39.921	

P23 66		Mark SMITH		Yamaha R6 - IMP RACING			
IDEAL LAP TIME : 1:14.391		BEST LAP TIME : 1:14.507		DIFFERENCE : 0.116			
LAP	SECTOR 1	SECTOR 2	LAP TIME	MPH	DIFF	TIME OF DAY	
1 -	51.277	36.099	1:27.376	59.98	12.869	09:33:03.893	
2 -	44.294	33.155	1:17.449	67.67	2.942	09:34:21.342	
3 -	43.003	33.819	1:16.822	68.23	2.315	09:35:38.164	
4 -	44.068	34.203	1:18.271	66.96	3.764	09:36:56.435	
5 -	43.141	32.692	1:15.833	69.12	1.326	09:38:12.268	
6 -	43.200	33.341	1:16.541	68.48	2.034	09:39:28.809	
7 -	42.344	32.422	1:14.766 (2)	70.10	0.259	09:40:43.575	
8 -	42.110	32.397	1:14.507 (1)	70.35		09:41:58.082	
9 -	42.947	32.281	1:15.228 (3)	69.67	0.721	09:43:13.310	
10 -	43.760	32.400	1:16.160	68.82	1.653	09:44:29.470	

P24 689		David TREVEIL		Yamaha YZF-R6 -			
IDEAL LAP TIME : 1:15.533		BEST LAP TIME : 1:15.542		DIFFERENCE : 0.009			
LAP	SECTOR 1	SECTOR 2	LAP TIME	MPH	DIFF	TIME OF DAY	
1 -	49.230	37.088	1:26.318	60.72	10.776	09:33:00.241	
2 -	45.109	34.031	1:19.140	66.23	3.598	09:34:19.381	
3 -	43.708	33.465	1:17.173	67.92	1.631	09:35:36.554	
4 -	45.193	34.395	1:19.588	65.85	4.046	09:36:56.142	
5 -	44.250	33.026	1:17.276	67.82	1.734	09:38:13.418	
6 -	43.825	33.417	1:17.242	67.85	1.700	09:39:30.660	
7 -	42.678	33.410	1:16.088 (2)	68.88	0.546	09:40:46.748	
8 -	43.252	33.097	1:16.349	68.65	0.807	09:42:03.097	
9 -	42.937	33.201	1:16.138 (3)	68.84	0.596	09:43:19.235	
10 -	42.687	32.855	1:15.542 (1)	69.38		09:44:34.777	

BMCRC - MRO Championships 2023 - Rnd 2 @ Pembrey

BMCRC Thunderbike Sport & BMCRC SuperTwins & Thunderbike Extreme

QUALIFYING - BEST SECTORS

SECTOR 1			SECTOR 2			IDEAL / BEST COMPARISON						
POS	NO	NAME	TIME	NO	NAME	TIME	POS	NO	NAME	IDEAL	BEST	DIFF
									PERFECT LAP	1:03.685		
1	0	HILL	35.514	0	HILL	28.171	1	0	HILL	1:03.685	1:03.883	0.198
2	52	MANTELL	36.082	52	MANTELL	28.325	2	52	MANTELL	1:04.407	1:04.517	0.110
3	118	CORKETT	36.142	118	CORKETT	28.432	3	118	CORKETT	1:04.574	1:04.574	0.000
4	151	DENYER	36.304	151	DENYER	28.439	4	151	DENYER	1:04.743	1:04.841	0.098
5	129	CRIPPS	36.642	129	CRIPPS	28.593	5	129	CRIPPS	1:05.235	1:05.631	0.396
6	994	HOWARD	36.689	25	DAY	28.664	6	994	HOWARD	1:05.359	1:05.359	0.000
7	48	WALLIS	36.877	994	HOWARD	28.670	7	25	DAY	1:05.862	1:05.862	0.000
8	69	RUSSO	37.051	69	RUSSO	28.824	8	69	RUSSO	1:05.875	1:05.875	0.000
9	57	NEWMAN	37.060	77	MAY	29.124	9	48	WALLIS	1:06.117	1:06.204	0.087
10	77	MAY	37.123	48	WALLIS	29.240	10	77	MAY	1:06.247	1:06.247	0.000
11	25	DAY	37.198	97	MANN	29.309	11	57	NEWMAN	1:06.375	1:06.382	0.007
12	11	BATE	37.481	57	NEWMAN	29.315	12	97	MANN	1:07.384	1:07.718	0.334
13	139	MARLEY	38.008	6	FIRTH	29.802	13	11	BATE	1:07.392	1:07.392	0.000
14	97	MANN	38.075	139	MARLEY	29.804	14	139	MARLEY	1:07.812	1:08.215	0.403
15	81	MAY	38.342	11	BATE	29.911	15	81	MAY	1:08.518	1:08.518	0.000
16	44	PARKER	38.509	81	MAY	30.176	16	6	FIRTH	1:08.569	1:08.667	0.098
17	58	ALLEN	38.665	44	PARKER	30.488	17	44	PARKER	1:08.997	1:08.997	0.000
18	6	FIRTH	38.767	58	ALLEN	30.657	18	58	ALLEN	1:09.322	1:10.441	1.119
19	27	CHAM	40.118	27	CHAM	31.293	19	27	CHAM	1:11.411	1:11.411	0.000
20	84	BRANCO	40.801	84	BRANCO	31.509	20	84	BRANCO	1:12.310	1:12.310	0.000
21	51	BEESLEY	40.986	51	BEESLEY	31.898	21	51	BEESLEY	1:12.884	1:13.182	0.298
22	66	SMITH	42.110	66	SMITH	32.281	22	66	SMITH	1:14.391	1:14.507	0.116
23	689	TREVEIL	42.678	689	TREVEIL	32.855	23	689	TREVEIL	1:15.533	1:15.542	0.009
24							24	191	GRAVE		1:09.431	

BMCRC - MRO Championships 2023 - Rnd 2 @ Pembrey

BMCRC Thunderbike Sport & BMCRC SuperTwins & Thunderbike Extreme

QUALIFYING - STATISTICS

Competitors Started	24
Planned Start	2023-04-08 @ 09:34:00.000
Actual Start	2023-04-08 @ 09:31:26.672
Finish Time	2023-04-08 @ 09:43:57.194
Track Length	1.4560mi.
Total Laps	226
Total Distance Covered	329.0560mi.

Session Fastest Lap History

NO	CL	NAME	LAP TIME	TIME OF DAY	LAP	VEHICLE
57		Paul NEWMAN	1:11.270	09:32:41.866	1	Yamaha R6
57		Paul NEWMAN	1:08.854	09:33:50.719	2	Yamaha R6
129	E	Derek CRIPPS	1:08.280	09:33:56.529	2	Yamaha R1
57		Paul NEWMAN	1:07.092	09:34:57.812	3	Yamaha R6
52	E	Barry MANTELL	1:06.064	09:35:07.860	3	Honda 929 FIREBLADE
0		Jeremy HILL	1:05.643	09:35:14.734	2	Yamaha R6
52	E	Barry MANTELL	1:05.149	09:36:13.009	4	Honda 929 FIREBLADE
0		Jeremy HILL	1:04.507	09:36:19.242	3	Yamaha R6
0		Jeremy HILL	1:03.883	09:37:23.123	4	Yamaha R6

Flag History

TYPE	TIME OF DAY
GREEN	09:31:26.672
FINISH	09:43:57.194

Flag Statistics

TYPE	COUNT	TOTAL LAPS	TOTAL TIME
Green	1	11	13:56.305
Red	0	0	0.000
Safety Car	0	0	0.000
FCY	0	0	0.000

BMCRC - MRO Championships 2023 - Rnd 2 @ Pembrey

BMCRC Thunderbike Sport & BMCRC SuperTwins & Thunderbike Extreme

QUALIFYING - STATISTICS

CLASS : E

5 Starters

Fastest Lap History

NO	NAME	LAP TIME	TIME OF DAY	LAP	VEHICLE
129	Derek CRIPPS	1:15.536	09:32:48.250	1	Yamaha R1
52	Barry MANTELL	1:15.101	09:32:52.528	1	Honda 929 FIREBLADE
129	Derek CRIPPS	1:08.280	09:33:56.529	2	Yamaha R1
129	Derek CRIPPS	1:07.398	09:35:03.925	3	Yamaha R1
52	Barry MANTELL	1:06.064	09:35:07.860	3	Honda 929 FIREBLADE
52	Barry MANTELL	1:05.149	09:36:13.009	4	Honda 929 FIREBLADE
118	Darren CORKETT	1:05.091	09:41:47.495	9	Suzuki GSXR 600
52	Barry MANTELL	1:04.517	09:42:51.804	10	Honda 929 FIREBLADE

BMCRC - MRO Championships 2023 - Rnd 2 @ Pembrey

BMCRC Thunderbike Sport & BMCRC SuperTwins & Thunderbike Extreme

QUALIFYING - STATISTICS

CLASS :

16 Starters

Fastest Lap History

NO	NAME	LAP TIME	TIME OF DAY	LAP	VEHICLE
57	Paul NEWMAN	1:11.270	09:32:41.866	1	Yamaha R6
57	Paul NEWMAN	1:08.854	09:33:50.719	2	Yamaha R6
57	Paul NEWMAN	1:07.092	09:34:57.812	3	Yamaha R6
0	Jeremy HILL	1:05.643	09:35:14.734	2	Yamaha R6
0	Jeremy HILL	1:04.507	09:36:19.242	3	Yamaha R6
0	Jeremy HILL	1:03.883	09:37:23.123	4	Yamaha R6

BMCRC - MRO Championships 2023 - Rnd 2 @ Pembrey

BMCRC Thunderbike Sport & BMCRC SuperTwins & Thunderbike Extreme

QUALIFYING - STATISTICS

CLASS : R

2 Starters

Fastest Lap History

NO	NAME	LAP TIME	TIME OF DAY	LAP	VEHICLE
994	Adrian HOWARD	1:19.444	09:32:57.458	1	Suzuki GSXR 600
994	Adrian HOWARD	1:11.062	09:34:08.520	2	Suzuki GSXR 600
994	Adrian HOWARD	1:07.978	09:35:16.499	3	Suzuki GSXR 600
994	Adrian HOWARD	1:06.402	09:36:22.890	4	Suzuki GSXR 600
994	Adrian HOWARD	1:05.359	09:37:28.258	5	Suzuki GSXR 600

BMCRC - MRO Championships 2023 - Rnd 2 @ Pembrey

BMCRC Thunderbike Sport & BMCRC SuperTwins & Thunderbike Extreme

QUALIFYING - STATISTICS

CLASS : SUP

2 Starters

Fastest Lap History

NO	NAME	LAP TIME	TIME OF DAY	LAP	VEHICLE
58	Michael ALLEN	1:19.351	09:32:57.176	1	Kawasaki ER6
58	Michael ALLEN	1:11.552	09:34:08.729	2	Kawasaki ER6
58	Michael ALLEN	1:10.441	09:35:19.168	3	Kawasaki ER6
44	Tony PARKER	1:10.185	09:37:53.616	5	Kawasaki ER650RR
44	Tony PARKER	1:09.105	09:39:02.720	6	Kawasaki ER650RR
44	Tony PARKER	1:08.997	09:42:30.641	9	Kawasaki ER650RR

BMCRC - MRO Championships 2023 - Rnd 2 @ Pembrey

BMCRC Thunderbike Sport & BMCRC SuperTwins

RACE 3 - GRID (8 Laps)

ROW 7	1		20	689	David TREVEIL	1:15.542	19	66	Mark SMITH	1:14.507		
ROW 6	18	51	Paul BEESLEY	1:13.182	17	84	Ricardo BRANCO	1:12.310	16	27	Matthew CHAM	1:11.411
ROW 5	15	58	Michael ALLEN	1:10.441	14	191	Justin GRAVE	1:09.431	13	44	Tony PARKER	1:08.997
ROW 4	12	81	Malvern MAY	1:08.518	11	139	Rob MARLEY	1:08.215	10	97	Alex MANN	1:07.718
ROW 3	9	11	Malcolm BATE	1:07.392	8	57	Paul NEWMAN	1:06.382	7	77	David MAY	1:06.247
ROW 2	6	48	Shaun WALLIS	1:06.204	5	69	Tony RUSSO	1:05.875	4	25	Harrison DAY	1:05.862
ROW 1	3	994	Adrian HOWARD	1:05.359	2	151	Andy DENYER	1:04.841	1	0	Jeremy HILL	1:03.883
Pole												

Pembrey National: 1.4560 miles

These results are provisional until the conclusion of any judicial and technical matters.

Clerk Of Course :	Stewards :	Timekeeper : Sarah Evans
-------------------	------------	--------------------------

Results can be found at www.tsl-timing.com

Printed - 09:50 Saturday, 08 April 2023



BMCRC - MRO Championships 2023 - Rnd 2 @ Pembrey

BMCRC Thunderbike Sport & BMCRC SuperTwins

RACE 3 - CLASSIFICATION

POS	NO	CL	PIC NAME	ENTRY	LAPS	TIME	GAP	DIFF	MPH	BEST	ON
1	0		1 Jeremy HILL	Yamaha R6 - Silver Arrows Racing / LT-Info.com	8	8:34.049			81.57	1:02.676	6
2	69		2 Tony RUSSO	Yamaha R6 - Wymark Lubricants	8	8:45.363	11.314	11.314	79.81	1:04.435	5
3	77		3 David MAY	Suzuki GSXR600 - Orchard cooling/ team Silver Arrc	8	8:45.406	11.357	0.043	79.81	1:03.964	7
4	151		4 Andy DENYER	Yamaha OWO1 -	8	8:46.526	12.477	1.120	79.64	1:04.133	8
5	25		5 Harrison DAY	Yamaha R6 -	8	8:48.397	14.348	1.871	79.35	1:04.908	7
6	994	R	1 Adrian HOWARD	Suzuki GSXR 600 -	8	8:48.577	14.528	0.180	79.33	1:03.695	6
7	57		6 Paul NEWMAN	Yamaha R6 - Scarlett racing	8	8:49.718	15.669	1.141	79.16	1:04.374	8
8	48		7 Shaun WALLIS	Yamaha R6 - MBC Despatch Racing	8	8:56.347	22.298	6.629	78.18	1:05.246	4
9	81		8 Malvern MAY	Honda CBR600RR - IMP racing	8	9:00.426	26.377	4.079	77.59	1:05.407	4
10	58	SUP	1 Michael ALLEN	Kawasaki ER6 -	8	9:06.546	32.497	6.120	76.72	1:07.269	6
11	11		9 Malcolm BATE	Yamaha R6 - Hartjay	8	9:06.696	32.647	0.150	76.70	1:05.695	6
12	97		10 Alex MANN	Honda CBR600RR - Michael Jones Jeweller, Esprit	8	9:15.148	41.099	8.452	75.53	1:07.202	5
13	44	SUP	2 Tony PARKER	Kawasaki ER650RR - insta/youtube 44notpol	8	9:15.493	41.444	0.345	75.48	1:07.658	5
14	139		11 Rob MARLEY	Honda CBR600F3 - PearTree Racing	8	9:15.649	41.600	0.156	75.46	1:07.568	6
15	84		12 Ricardo BRANCO	Yamaha R6 - IMP Racing	8	9:33.135	59.086	17.486	73.16	1:10.258	2
16	191		13 Justin GRAVE	Suzuki SV650 -	8	9:33.359	59.310	0.224	73.13	1:09.229	5
17	27	R	2 Matthew CHAM	-	8	9:33.681	59.632	0.322	73.09	1:10.071	8
18	51		14 Paul BEESLEY	Yamaha R6 -	7	8:35.769	1 Lap	1 Lap	71.13	1:11.644	5
19	66		15 Mark SMITH	Yamaha R6 - IMP RACING	7	8:38.921	1 Lap	3.152	70.70	1:11.628	2
20	689		16 David TREVEIL	Yamaha YZF-R6 -	7	8:44.931	1 Lap	6.010	69.89	1:11.974	5

FASTEST LAP

0	Jeremy HILL	Yamaha R6 - Silver Arrows Racing / LT-Info.com	6	1:02.676	83.63 mph	134.58 kph
994 R	Adrian HOWARD	Suzuki GSXR 600 -	6	1:03.695	82.29 mph	132.43 kph
58 SUP	Michael ALLEN	Kawasaki ER6 -	6	1:07.269	77.91 mph	125.40 kph

Class - 92.5% of Race Speed = 75.45 mph

Class R - 92.5% of Race Speed = 73.38 mph

Class SUP - 92.5% of Race Speed = 70.96 mph

Weather / Track : Bright / Dry

These results are provisional until the conclusion of any judicial and technical matters.

Race Distance: 8 Laps / 11.64 miles

Pembrey National: 1.4560 miles

Date: 08/04/2023 Start: 12:12 Finish: 12:20

Clerk Of Course :	Stewards :	Timekeeper : Sarah Evans
-------------------	------------	--------------------------

Results can be found at www.tsl-timing.com

Printed - 12:24 Saturday, 08 April 2023



BMCRC - MRO Championships 2023 - Rnd 2 @ Pembrey

BMCRC Thunderbike Sport & BMCRC SuperTwins

RACE 3 - LAP CHART

LAP 1 @ 12:13:13.082

NO	BEHIND	LAP TIME
0		1:10.255
151	0.815	1:11.070
25	2.174	1:12.429
69	2.341	1:12.596
77	3.045	1:13.300
58	3.284	1:13.539
48	3.605	1:13.860
57	3.637	1:13.892
994	3.900	1:14.155
81	4.029	1:14.284
44	5.843	1:16.098
139	6.223	1:16.478
11	6.394	1:16.649
97	6.905	1:17.160
27	7.299	1:17.554
84	7.632	1:17.887
191	8.761	1:19.016
66	9.014	1:19.269
51	10.516	1:20.771
689	13.203	1:23.458

LAP 2 @ 12:14:16.861

NO	BEHIND	LAP TIME
0		1:03.779
151	3.065	1:06.029
69	3.265	1:04.703
25	3.891	1:05.496
77	4.055	1:04.789
57	6.146	1:06.288
994	6.600	1:06.479
48	7.199	1:07.373
58	7.707	1:08.202
81	8.248	1:07.998
44	10.797	1:08.733
11	10.936	1:08.321
139	11.641	1:09.197
97	11.875	1:08.749
84	14.111	1:10.258
27	14.755	1:11.235
191	15.522	1:10.540
66	16.863	1:11.628
51	19.749	1:13.012
689	23.762	1:14.338

LAP 3 @ 12:15:20.788

NO	BEHIND	LAP TIME
0		1:03.927
69	4.247	1:04.909
151	5.170	1:06.032
25	5.328	1:05.364
77	5.606	1:05.478
57	7.506	1:05.287
994	8.164	1:05.491
48	8.594	1:05.322
58	11.375	1:07.595
81	11.499	1:07.178
11	15.527	1:08.518
44	16.734	1:09.864
139	17.290	1:09.576
97	17.593	1:09.645
84	20.636	1:10.452
191	21.201	1:09.606

27	21.470	1:10.642
51	29.459	1:13.637
66	30.298	1:17.362
689	32.778	1:12.943

LAP 4 @ 12:16:24.171

NO	BEHIND	LAP TIME
0		1:03.383
69	5.686	1:04.822
151	6.680	1:04.893
25	6.937	1:04.992
77	7.068	1:04.845
57	8.927	1:04.804
994	9.320	1:04.539
48	10.457	1:05.246
81	13.523	1:05.407
58	15.271	1:07.279
11	18.820	1:06.676
44	21.731	1:08.380
139	22.499	1:08.592
97	22.759	1:08.549
84	28.149	1:10.896
191	28.428	1:10.610
27	28.744	1:10.657
51	38.507	1:12.431
66	39.668	1:12.753
689	42.270	1:12.875

LAP 5 @ 12:17:27.077

NO	BEHIND	LAP TIME
0		1:02.906
69	7.215	1:04.435
77	8.837	1:04.675
151	8.992	1:05.218
25	9.383	1:05.352
57	11.034	1:05.013
994	11.163	1:04.749
48	12.919	1:05.368
81	16.265	1:05.648
58	19.892	1:07.527
11	22.017	1:06.103
44	26.483	1:07.658
97	27.055	1:07.202
139	27.813	1:08.220
191	34.751	1:09.229
84	36.648	1:11.405
27	37.416	1:11.578
51	47.245	1:11.644
66	49.960	1:13.198
689	51.338	1:11.974

LAP 6 @ 12:18:29.753

NO	BEHIND	LAP TIME
0		1:02.676
69	9.046	1:04.507
77	10.338	1:04.177
151	11.298	1:04.982
25	11.617	1:04.910
994	12.182	1:03.695
57	13.776	1:05.418
48	15.710	1:05.467
81	19.036	1:05.447
58	24.485	1:07.269
11	25.036	1:05.695

44	32.177	1:08.370
97	32.213	1:07.834
139	32.705	1:07.568
191	42.837	1:10.762
84	45.074	1:11.102
27	45.476	1:10.736
51	56.878	1:12.309
66	1:00.163	1:12.879

LAP 7 @ 12:19:33.403

NO	BEHIND	LAP TIME
0		1:03.650
689	1 Lap	1:16.232
69	9.967	1:04.571
77	10.652	1:03.964
151	11.817	1:04.169
25	12.875	1:04.908
994	13.068	1:04.536
57	14.768	1:04.642
48	18.414	1:06.354
81	21.042	1:05.656
58	28.137	1:07.302
11	28.268	1:06.882
44	36.910	1:08.383
97	37.193	1:08.630
139	37.451	1:08.396
191	52.044	1:12.857
84	52.220	1:10.796
27	53.034	1:11.208

LAP 8 @ 12:20:36.876

NO	BEHIND	LAP TIME
0		1:03.473
51	1 Lap	1:11.965
66	1 Lap	1:11.832
689	1 Lap	1:13.111
69	11.314	1:04.820
77	11.357	1:04.178
151	12.477	1:04.133
25	14.348	1:04.946
994	14.528	1:04.933
57	15.669	1:04.374
48	22.298	1:07.357
81	26.377	1:08.808
58	32.497	1:07.833
11	32.647	1:07.852
97	41.099	1:07.379
44	41.444	1:08.007
139	41.600	1:07.622
84	59.086	1:10.339
191	59.310	1:10.739
27	59.632	1:10.071

BMCRC - MRO Championships 2023 - Rnd 2 @ Pembrey

BMCRC Thunderbike Sport & BMCRC SuperTwins

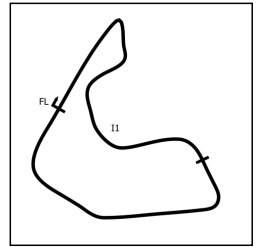
RACE 3 - POSITION CHART

No	Name	Lap								
		Pos	1	2	3	4	5	6	7	8
0	HILL	1	0	0	0	0	0	0	0	0
151	DENYER	2	151	151	69	69	69	69	69	69
994	HOWARD	3	25	69	151	151	77	77	77	77
25	DAY	4	69	25	25	25	151	151	151	151
69	RUSSO	5	77	77	77	77	25	25	25	25
48	WALLIS	6	58	57	57	57	57	994	994	994
77	MAY	7	48	994	994	994	994	57	57	57
57	NEWMAN	8	57	48	48	48	48	48	48	48
11	BATE	9	994	58	58	81	81	81	81	81
97	MANN	10	81	81	81	58	58	58	58	58
139	MARLEY	11	44	44	11	11	11	11	11	11
81	MAY	12	139	11	44	44	44	44	44	97
44	PARKER	13	11	139	139	139	97	97	97	44
191	GRAVE	14	97	97	97	97	139	139	139	139
58	ALLEN	15	27	84	84	84	191	191	191	84
27	CHAM	16	84	27	191	191	84	84	84	191
84	BRANCO	17	191	191	27	27	27	27	27	27
51	BEESLEY	18	66	66	51	51	51	51	51	51
66	SMITH	19	51	51	66	66	66	66	66	66
689	TREVEIL	20	689	689	689	689	689	689	689	689

BMCRC - MRO Championships 2023 - Rnd 2 @ Pembrey

BMCRC Thunderbike Sport & BMCRC SuperTwins

RACE 3 - SECTOR ANALYSIS



SECTOR 1 = FL to I1, SECTOR 2 = I1 to FL, DIFF = Difference To Personal Best Lap, P = Crossed Finish Line in Pit Lane, D = Time Disallowed

P1 0		Jeremy HILL		Yamaha R6 - Silver Arrows Racing / LT-Info.com			
IDEAL LAP TIME : 1:02.676		BEST LAP TIME : 1:02.676		DIFFERENCE : 0.000			
LAP	SECTOR 1	SECTOR 2	LAP TIME	MPH	DIFF	TIME OF DAY	
1 -		28.646	1:10.255	74.60	7.579	12:13:13.082	
2 -	35.732	28.047	1:03.779	82.18	1.103	12:14:16.861	
3 -	35.607	28.320	1:03.927	81.99	1.251	12:15:20.788	
4 -	35.386	27.997	1:03.383 (3)	82.69	0.707	12:16:24.171	
5 -	35.064	27.842	1:02.906 (2)	83.32	0.230	12:17:27.077	
6 -	35.004	27.672	1:02.676 (1)	83.63		12:18:29.753	
7 -	35.409	28.241	1:03.650	82.35	0.974	12:19:33.403	
8 -	35.567	27.906	1:03.473	82.57	0.797	12:20:36.876	

P2 69		Tony RUSSO		Yamaha R6 - Wymark Lubricants			
IDEAL LAP TIME : 1:04.234		BEST LAP TIME : 1:04.435		DIFFERENCE : 0.201			
LAP	SECTOR 1	SECTOR 2	LAP TIME	MPH	DIFF	TIME OF DAY	
1 -		29.062	1:12.596	72.20	8.161	12:13:15.423	
2 -	36.495	28.208	1:04.703	81.01	0.268	12:14:20.126	
3 -	36.498	28.411	1:04.909	80.75	0.474	12:15:25.035	
4 -	36.558	28.264	1:04.822	80.86	0.387	12:16:29.857	
5 -	36.032	28.403	1:04.435 (1)	81.34		12:17:34.292	
6 -	36.026	28.481	1:04.507 (2)	81.25	0.072	12:18:38.799	
7 -	36.072	28.499	1:04.571 (3)	81.17	0.136	12:19:43.370	
8 -	36.182	28.638	1:04.820	80.86	0.385	12:20:48.190	

P3 77		David MAY		Suzuki GSXR600 - Orchard cooling/ team Silver Arrows			
IDEAL LAP TIME : 1:03.778		BEST LAP TIME : 1:03.964		DIFFERENCE : 0.186			
LAP	SECTOR 1	SECTOR 2	LAP TIME	MPH	DIFF	TIME OF DAY	
1 -		29.902	1:13.300	71.50	9.336	12:13:16.127	
2 -	36.298	28.491	1:04.789	80.90	0.825	12:14:20.916	
3 -	36.765	28.713	1:05.478	80.05	1.514	12:15:26.394	
4 -	36.384	28.461	1:04.845	80.83	0.881	12:16:31.239	
5 -	36.139	28.536	1:04.675	81.04	0.711	12:17:35.914	
6 -	35.652	28.525	1:04.177 (2)	81.67	0.213	12:18:40.091	
7 -	35.838	28.126	1:03.964 (1)	81.94		12:19:44.055	
8 -	35.664	28.514	1:04.178 (3)	81.67	0.214	12:20:48.233	

P4 151		Andy DENYER		Yamaha OW01 -			
IDEAL LAP TIME : 1:03.785		BEST LAP TIME : 1:04.133		DIFFERENCE : 0.348			
LAP	SECTOR 1	SECTOR 2	LAP TIME	MPH	DIFF	TIME OF DAY	
1 -			1:11.070	73.75	6.937	12:13:13.897	
2 -	36.849	29.180	1:06.029	79.38	1.896	12:14:19.926	
3 -	37.369	28.663	1:06.032	79.37	1.899	12:15:25.958	
4 -	36.085	28.808	1:04.893 (3)	80.77	0.760	12:16:30.851	
5 -			1:05.218	80.37	1.085	12:17:36.069	
6 -	36.309	28.673	1:04.982	80.66	0.849	12:18:41.051	
7 -	35.971	28.198	1:04.169 (2)	81.68	0.036	12:19:45.220	
8 -	35.587	28.546	1:04.133 (1)	81.73		12:20:49.353	

P5 25		Harrison DAY		Yamaha R6 -			
IDEAL LAP TIME : 1:04.724		BEST LAP TIME : 1:04.908		DIFFERENCE : 0.184			
LAP	SECTOR 1	SECTOR 2	LAP TIME	MPH	DIFF	TIME OF DAY	
1 -		29.286	1:12.429	72.36	7.521	12:13:15.256	
2 -	36.986	28.510	1:05.496	80.02	0.588	12:14:20.752	
3 -	36.739	28.625	1:05.364	80.19	0.456	12:15:26.116	
4 -	36.465	28.527	1:04.992	80.64	0.084	12:16:31.108	
5 -	36.756	28.596	1:05.352	80.20	0.444	12:17:36.460	
6 -	36.528	28.382	1:04.910 (2)	80.75	0.002	12:18:41.370	
7 -	36.546	28.362	1:04.908 (1)	80.75		12:19:46.278	
8 -	36.362	28.584	1:04.946 (3)	80.70	0.038	12:20:51.224	

BMCRC - MRO Championships 2023 - Rnd 2 @ Pembrey

BMCRC Thunderbike Sport & BMCRC SuperTwins

RACE 3 - SECTOR ANALYSIS



SECTOR 1 = FL to I1, SECTOR 2 = I1 to FL, DIFF = Difference To Personal Best Lap, P = Crossed Finish Line in Pit Lane, D = Time Disallowed

P6 994 R		Adrian HOWARD		Suzuki GSXR 600 -			
IDEAL LAP TIME : 1:03.695		BEST LAP TIME : 1:03.695		DIFFERENCE : 0.000			
LAP	SECTOR 1	SECTOR 2	LAP TIME	MPH	DIFF	TIME OF DAY	
1 -		29.392	1:14.155	70.68	10.460	12:13:16.982	
2 -	37.151	29.328	1:06.479	78.84	2.784	12:14:23.461	
3 -	36.644	28.847	1:05.491	80.03	1.796	12:15:28.952	
4 -	35.725	28.814	1:04.539 (3)	81.21	0.844	12:16:33.491	
5 -	35.898	28.851	1:04.749	80.95	1.054	12:17:38.240	
6 -	35.367	28.328	1:03.695 (1)	82.29		12:18:41.935	
7 -	36.078	28.458	1:04.536 (2)	81.21	0.841	12:19:46.471	
8 -	36.291	28.642	1:04.933	80.72	1.238	12:20:51.404	

P7 57		Paul NEWMAN		Yamaha R6 - Scarlett racing			
IDEAL LAP TIME : 1:04.292		BEST LAP TIME : 1:04.374		DIFFERENCE : 0.082			
LAP	SECTOR 1	SECTOR 2	LAP TIME	MPH	DIFF	TIME OF DAY	
1 -		30.006	1:13.892	70.93	9.518	12:13:16.719	
2 -	37.285	29.003	1:06.288	79.07	1.914	12:14:23.007	
3 -	36.122	29.165	1:05.287	80.28	0.913	12:15:28.294	
4 -	36.168	28.636	1:04.804 (3)	80.88	0.430	12:16:33.098	
5 -	35.780	29.233	1:05.013	80.62	0.639	12:17:38.111	
6 -	36.436	28.982	1:05.418	80.12	1.044	12:18:43.529	
7 -	35.880	28.762	1:04.642 (2)	81.08	0.268	12:19:48.171	
8 -	35.862	28.512	1:04.374 (1)	81.42		12:20:52.545	

P8 48		Shaun WALLIS		Yamaha R6 - MBC Despatch Racing			
IDEAL LAP TIME : 1:04.992		BEST LAP TIME : 1:05.246		DIFFERENCE : 0.254			
LAP	SECTOR 1	SECTOR 2	LAP TIME	MPH	DIFF	TIME OF DAY	
1 -		29.772	1:13.860	70.96	8.614	12:13:16.687	
2 -	38.081	29.292	1:07.373	77.79	2.127	12:14:24.060	
3 -	36.574	28.748	1:05.322 (2)	80.24	0.076	12:15:29.382	
4 -	36.545	28.701	1:05.246 (1)	80.33		12:16:34.628	
5 -	36.291	29.077	1:05.368 (3)	80.18	0.122	12:17:39.996	
6 -	36.478	28.989	1:05.467	80.06	0.221	12:18:45.463	
7 -	36.346	30.008	1:06.354	78.99	1.108	12:19:51.817	
8 -	37.430	29.927	1:07.357	77.81	2.111	12:20:59.174	

P9 81		Malvern MAY		Honda CBR600RR - IMP racing			
IDEAL LAP TIME : 1:05.275		BEST LAP TIME : 1:05.407		DIFFERENCE : 0.132			
LAP	SECTOR 1	SECTOR 2	LAP TIME	MPH	DIFF	TIME OF DAY	
1 -		29.859	1:14.284	70.56	8.877	12:13:17.111	
2 -	38.132	29.866	1:07.998	77.08	2.591	12:14:25.109	
3 -	36.975	30.203	1:07.178	78.02	1.771	12:15:32.287	
4 -	36.395	29.012	1:05.407 (1)	80.13		12:16:37.694	
5 -	36.768	28.880	1:05.648 (3)	79.84	0.241	12:17:43.342	
6 -	36.464	28.983	1:05.447 (2)	80.08	0.040	12:18:48.789	
7 -	36.612	29.044	1:05.656	79.83	0.249	12:19:54.445	
8 -	39.878	28.930	1:08.808	76.17	3.401	12:21:03.253	

P10 58 SUP		Michael ALLEN		Kawasaki ER6 -			
IDEAL LAP TIME : 1:06.914		BEST LAP TIME : 1:07.269		DIFFERENCE : 0.355			
LAP	SECTOR 1	SECTOR 2	LAP TIME	MPH	DIFF	TIME OF DAY	
1 -		30.555	1:13.539	71.27	6.270	12:13:16.366	
2 -	37.805	30.397	1:08.202	76.85	0.933	12:14:24.568	
3 -	37.216	30.379	1:07.595	77.54	0.326	12:15:32.163	
4 -	37.581	29.698	1:07.279 (2)	77.90	0.010	12:16:39.442	
5 -	37.539	29.988	1:07.527	77.62	0.258	12:17:46.969	
6 -	37.308	29.961	1:07.269 (1)	77.91		12:18:54.238	
7 -	37.448	29.854	1:07.302 (3)	77.88	0.033	12:20:01.540	
8 -	37.751	30.082	1:07.833	77.27	0.564	12:21:09.373	

BMCRC - MRO Championships 2023 - Rnd 2 @ Pembrey

BMCRC Thunderbike Sport & BMCRC SuperTwins

RACE 3 - SECTOR ANALYSIS



SECTOR 1 = FL to I1, SECTOR 2 = I1 to FL, DIFF = Difference To Personal Best Lap, P = Crossed Finish Line in Pit Lane, D = Time Disallowed

P11 11		Malcolm BATE		Yamaha R6 - Hartjay			
IDEAL LAP TIME : 1:05.674		BEST LAP TIME : 1:05.695		DIFFERENCE : 0.021			
LAP	SECTOR 1	SECTOR 2	LAP TIME	MPH	DIFF	TIME OF DAY	
1 -		30.466	1:16.649	68.38	10.954	12:13:19.476	
2 -	37.974	30.347	1:08.321	76.72	2.626	12:14:27.797	
3 -	38.452	30.066	1:08.518	76.49	2.823	12:15:36.315	
4 -	36.975	29.701	1:06.676 (3)	78.61	0.981	12:16:42.991	
5 -	36.706	29.397	1:06.103 (2)	79.29	0.408	12:17:49.094	
6 -	36.727	28.968	1:05.695 (1)	79.78		12:18:54.789	
7 -	37.197	29.685	1:06.882	78.37	1.187	12:20:01.671	
8 -	37.838	30.014	1:07.852	77.25	2.157	12:21:09.523	

P12 97		Alex MANN		Honda CBR600RR - Michael Jones Jeweller, Esprit Group, Carl			
IDEAL LAP TIME : 1:07.202		BEST LAP TIME : 1:07.202		DIFFERENCE : 0.000			
LAP	SECTOR 1	SECTOR 2	LAP TIME	MPH	DIFF	TIME OF DAY	
1 -		30.445	1:17.160	67.93	9.958	12:13:19.987	
2 -	38.417	30.332	1:08.749	76.24	1.547	12:14:28.736	
3 -	39.271	30.374	1:09.645	75.26	2.443	12:15:38.381	
4 -	38.218	30.331	1:08.549	76.46	1.347	12:16:46.930	
5 -	37.680	29.522	1:07.202 (1)	77.99		12:17:54.132	
6 -	38.111	29.723	1:07.834 (3)	77.27	0.632	12:19:01.966	
7 -	38.863	29.767	1:08.630	76.37	1.428	12:20:10.596	
8 -	37.704	29.675	1:07.379 (2)	77.79	0.177	12:21:17.975	

P13 44 SUP		Tony PARKER		Kawasaki ER650RR - insta/youtube 44notpol			
IDEAL LAP TIME : 1:07.644		BEST LAP TIME : 1:07.658		DIFFERENCE : 0.014			
LAP	SECTOR 1	SECTOR 2	LAP TIME	MPH	DIFF	TIME OF DAY	
1 -		30.493	1:16.098	68.87	8.440	12:13:18.925	
2 -	38.358	30.375	1:08.733	76.26	1.075	12:14:27.658	
3 -	39.750	30.114	1:09.864	75.02	2.206	12:15:37.522	
4 -	38.210	30.170	1:08.380	76.65	0.722	12:16:45.902	
5 -	37.655	30.003	1:07.658 (1)	77.47		12:17:53.560	
6 -	38.210	30.160	1:08.370 (3)	76.66	0.712	12:19:01.930	
7 -	38.394	29.989	1:08.383	76.65	0.725	12:20:10.313	
8 -	37.734	30.273	1:08.007 (2)	77.07	0.349	12:21:18.320	

P14 139		Rob MARLEY		Honda CBR600F3 - PearTree Racing			
IDEAL LAP TIME : 1:07.432		BEST LAP TIME : 1:07.568		DIFFERENCE : 0.136			
LAP	SECTOR 1	SECTOR 2	LAP TIME	MPH	DIFF	TIME OF DAY	
1 -		30.495	1:16.478	68.53	8.910	12:13:19.305	
2 -	38.937	30.260	1:09.197	75.74	1.629	12:14:28.502	
3 -	39.338	30.238	1:09.576	75.33	2.008	12:15:38.078	
4 -	38.147	30.445	1:08.592	76.41	1.024	12:16:46.670	
5 -	38.592	29.628	1:08.220 (3)	76.83	0.652	12:17:54.890	
6 -	37.840	29.728	1:07.568 (1)	77.57		12:19:02.458	
7 -	38.804	29.592	1:08.396	76.63	0.828	12:20:10.854	
8 -	38.007	29.615	1:07.622 (2)	77.51	0.054	12:21:18.476	

P15 84		Ricardo BRANCO		Yamaha R6 - IMP Racing			
IDEAL LAP TIME : 1:10.146		BEST LAP TIME : 1:10.258		DIFFERENCE : 0.112			
LAP	SECTOR 1	SECTOR 2	LAP TIME	MPH	DIFF	TIME OF DAY	
1 -		30.759	1:17.887	67.29	7.629	12:13:20.714	
2 -	39.505	30.753	1:10.258 (1)	74.60		12:14:30.972	
3 -	39.499	30.953	1:10.452 (3)	74.39	0.194	12:15:41.424	
4 -	39.642	31.254	1:10.896	73.93	0.638	12:16:52.320	
5 -	40.325	31.080	1:11.405	73.40	1.147	12:18:03.725	
6 -	39.552	31.550	1:11.102	73.71	0.844	12:19:14.827	
7 -	40.149	30.647	1:10.796	74.03	0.538	12:20:25.623	
8 -	39.536	30.803	1:10.339 (2)	74.51	0.081	12:21:35.962	

BMCRC - MRO Championships 2023 - Rnd 2 @ Pembrey

BMCRC Thunderbike Sport & BMCRC SuperTwins

RACE 3 - SECTOR ANALYSIS



SECTOR 1 = FL to I1, SECTOR 2 = I1 to FL, DIFF = Difference To Personal Best Lap, P = Crossed Finish Line in Pit Lane, D = Time Disallowed

P16 191		Justin GRAVE		Suzuki SV650 -		
IDEAL LAP TIME : 1:09.107		BEST LAP TIME : 1:09.229		DIFFERENCE : 0.122		
LAP	SECTOR 1	SECTOR 2	LAP TIME	MPH	DIFF	TIME OF DAY
1 -		31.556	1:19.016	66.33	9.787	12:13:21.843
2 -	40.064	30.476	1:10.540 (3)	74.30	1.311	12:14:32.383
3 -	38.868	30.738	1:09.606 (2)	75.30	0.377	12:15:41.989
4 -	39.355	31.255	1:10.610	74.23	1.381	12:16:52.599
5 -	38.631	30.598	1:09.229 (1)	75.71		12:18:01.828
6 -	39.205	31.557	1:10.762	74.07	1.533	12:19:12.590
7 -	41.417	31.440	1:12.857	71.94	3.628	12:20:25.447
8 -	39.904	30.835	1:10.739	74.09	1.510	12:21:36.186

P17 27 R		Matthew CHAM		-		
IDEAL LAP TIME : 1:09.976		BEST LAP TIME : 1:10.071		DIFFERENCE : 0.095		
LAP	SECTOR 1	SECTOR 2	LAP TIME	MPH	DIFF	TIME OF DAY
1 -		31.010	1:17.554	67.58	7.483	12:13:20.381
2 -	39.977	31.258	1:11.235	73.58	1.164	12:14:31.616
3 -	39.153	31.489	1:10.642 (2)	74.19	0.571	12:15:42.258
4 -	39.603	31.054	1:10.657 (3)	74.18	0.586	12:16:52.915
5 -	39.965	31.613	1:11.578	73.22	1.507	12:18:04.493
6 -	39.205	31.531	1:10.736	74.10	0.665	12:19:15.229
7 -	39.923	31.285	1:11.208	73.60	1.137	12:20:26.437
8 -	39.248	30.823	1:10.071 (1)	74.80		12:21:36.508

P18 51		Paul BEESLEY		Yamaha R6 -		
IDEAL LAP TIME : 1:11.644		BEST LAP TIME : 1:11.644		DIFFERENCE : 0.000		
LAP	SECTOR 1	SECTOR 2	LAP TIME	MPH	DIFF	TIME OF DAY
1 -		32.182	1:20.771	64.89	9.127	12:13:23.598
2 -	41.154	31.858	1:13.012	71.79	1.368	12:14:36.610
3 -	41.390	32.247	1:13.637	71.18	1.993	12:15:50.247
4 -	40.415	32.016	1:12.431	72.36	0.787	12:17:02.678
5 -	40.006	31.638	1:11.644 (1)	73.16		12:18:14.322
6 -	40.386	31.923	1:12.309 (3)	72.48	0.665	12:19:26.631
7 -	40.199	31.766	1:11.965 (2)	72.83	0.321	12:20:38.596

P19 66		Mark SMITH		Yamaha R6 - IMP RACING		
IDEAL LAP TIME : 1:11.279		BEST LAP TIME : 1:11.628		DIFFERENCE : 0.349		
LAP	SECTOR 1	SECTOR 2	LAP TIME	MPH	DIFF	TIME OF DAY
1 -		31.316	1:19.269	66.12	7.641	12:13:22.096
2 -	40.882	30.746	1:11.628 (1)	73.17		12:14:33.724
3 -	44.719	32.643	1:17.362	67.75	5.734	12:15:51.086
4 -	41.154	31.599	1:12.753 (3)	72.04	1.125	12:17:03.839
5 -	41.412	31.786	1:13.198	71.60	1.570	12:18:17.037
6 -	41.519	31.360	1:12.879	71.92	1.251	12:19:29.916
7 -	40.533	31.299	1:11.832 (2)	72.97	0.204	12:20:41.748

P20 689		David TREVEIL		Yamaha YZF-R6 -		
IDEAL LAP TIME : 1:11.974		BEST LAP TIME : 1:11.974		DIFFERENCE : 0.000		
LAP	SECTOR 1	SECTOR 2	LAP TIME	MPH	DIFF	TIME OF DAY
1 -		33.343	1:23.458	62.80	11.484	12:13:26.285
2 -	42.507	31.831	1:14.338	70.51	2.364	12:14:40.623
3 -	41.210	31.733	1:12.943 (3)	71.85	0.969	12:15:53.566
4 -	41.418	31.457	1:12.875 (2)	71.92	0.901	12:17:06.441
5 -	40.689	31.285	1:11.974 (1)	72.82		12:18:18.415
6 -	43.539	32.693	1:16.232	68.75	4.258	12:19:34.647
7 -	41.399	31.712	1:13.111	71.69	1.137	12:20:47.758

BMCRC - MRO Championships 2023 - Rnd 2 @ Pembrey

BMCRC Thunderbike Sport & BMCRC SuperTwins

RACE 3 - BEST SECTORS

SECTOR 1			SECTOR 2			IDEAL / BEST COMPARISON						
POS	NO	NAME	TIME	NO	NAME	TIME	POS	NO	NAME	IDEAL	BEST	DIFF
									PERFECT LAP	1:02.676		
1	0	HILL	35.004	0	HILL	27.672	1	0	HILL	1:02.676	1:02.676	0.000
2	994	HOWARD	35.367	77	MAY	28.126	2	994	HOWARD	1:03.695	1:03.695	0.000
3	151	DENYER	35.587	151	DENYER	28.198	3	77	MAY	1:03.778	1:03.964	0.186
4	77	MAY	35.652	69	RUSSO	28.208	4	151	DENYER	1:03.785	1:04.133	0.348
5	57	NEWMAN	35.780	994	HOWARD	28.328	5	69	RUSSO	1:04.234	1:04.435	0.201
6	69	RUSSO	36.026	25	DAY	28.362	6	57	NEWMAN	1:04.292	1:04.374	0.082
7	48	WALLIS	36.291	57	NEWMAN	28.512	7	25	DAY	1:04.724	1:04.908	0.184
8	25	DAY	36.362	48	WALLIS	28.701	8	48	WALLIS	1:04.992	1:05.246	0.254
9	81	MAY	36.395	81	MAY	28.880	9	81	MAY	1:05.275	1:05.407	0.132
10	11	BATE	36.706	11	BATE	28.968	10	11	BATE	1:05.674	1:05.695	0.021
11	58	ALLEN	37.216	97	MANN	29.522	11	58	ALLEN	1:06.914	1:07.269	0.355
12	44	PARKER	37.655	139	MARLEY	29.592	12	97	MANN	1:07.202	1:07.202	0.000
13	97	MANN	37.680	58	ALLEN	29.698	13	139	MARLEY	1:07.432	1:07.568	0.136
14	139	MARLEY	37.840	44	PARKER	29.989	14	44	PARKER	1:07.644	1:07.658	0.014
15	191	GRAVE	38.631	191	GRAVE	30.476	15	191	GRAVE	1:09.107	1:09.229	0.122
16	27	CHAM	39.153	84	BRANCO	30.647	16	27	CHAM	1:09.976	1:10.071	0.095
17	84	BRANCO	39.499	66	SMITH	30.746	17	84	BRANCO	1:10.146	1:10.258	0.112
18	51	BEESLEY	40.006	27	CHAM	30.823	18	66	SMITH	1:11.279	1:11.628	0.349
19	66	SMITH	40.533	689	TREVEIL	31.285	19	51	BEESLEY	1:11.644	1:11.644	0.000
20	689	TREVEIL	40.689	51	BEESLEY	31.638	20	689	TREVEIL	1:11.974	1:11.974	0.000

BMCRC - MRO Championships 2023 - Rnd 2 @ Pembrey

BMCRC Thunderbike Sport & BMCRC SuperTwins

RACE 3 - STATISTICS

Competitors Started 20
Planned Start 2023-04-08 @ 12:26:00.000
Actual Start 2023-04-08 @ 12:12:02.826
Finish Time 2023-04-08 @ 12:20:36.875
Track Length 1.4560mi.
Total Laps 157
Total Distance Covered 228.5920mi.

Session Fastest Lap History

NO	CL	NAME	LAP TIME	TIME OF DAY	LAP	VEHICLE
0		Jeremy HILL	1:03.779	12:14:16.871	2	Yamaha R6
0		Jeremy HILL	1:03.383	12:16:24.180	4	Yamaha R6
0		Jeremy HILL	1:02.906	12:17:27.086	5	Yamaha R6
0		Jeremy HILL	1:02.676	12:18:29.763	6	Yamaha R6

Session Leader History

NO	CL	NAME	FROM LAP	LAPS LED	DISTANCE	VEHICLE
0		Jeremy HILL	1	8	11.64 miles	Yamaha R6

Flag History

TYPE	TIME OF DAY
GREEN	12:12:02.826
FINISH	12:20:36.875

Flag Statistics

TYPE	COUNT	TOTAL LAPS	TOTAL TIME
Green	1	8	9:52.508
Red	0	0	0.000
Safety Car	0	0	0.000
FCY	0	0	0.000

BMCRC - MRO Championships 2023 - Rnd 2 @ Pembrey

BMCRC Thunderbike Sport & BMCRC SuperTwins

RACE 3 - STATISTICS

CLASS :

16 Starters

Fastest Lap History

NO	NAME	LAP TIME	TIME OF DAY	LAP	VEHICLE
0	Jeremy HILL	1:03.779	12:14:16.871	2	Yamaha R6
0	Jeremy HILL	1:03.383	12:16:24.180	4	Yamaha R6
0	Jeremy HILL	1:02.906	12:17:27.086	5	Yamaha R6
0	Jeremy HILL	1:02.676	12:18:29.763	6	Yamaha R6

Leader History

NO	NAME	FROM LAP	LAPS LED	DISTANCE	VEHICLE
0	Jeremy HILL	1	8	11.64 miles	Yamaha R6

BMCRC - MRO Championships 2023 - Rnd 2 @ Pembrey

BMCRC Thunderbike Sport & BMCRC SuperTwins

RACE 3 - STATISTICS

CLASS : R

2 Starters

Fastest Lap History

NO	NAME	LAP TIME	TIME OF DAY	LAP	VEHICLE
994	Adrian HOWARD	1:06.479	12:14:23.471	2	Suzuki GSXR 600
994	Adrian HOWARD	1:05.491	12:15:28.961	3	Suzuki GSXR 600
994	Adrian HOWARD	1:04.539	12:16:33.500	4	Suzuki GSXR 600
994	Adrian HOWARD	1:03.695	12:18:41.945	6	Suzuki GSXR 600

Leader History

NO	NAME	FROM LAP	LAPS LED	DISTANCE	VEHICLE
994	Adrian HOWARD	1	8	11.64 miles	Suzuki GSXR 600

BMCRC - MRO Championships 2023 - Rnd 2 @ Pembrey

BMCRC Thunderbike Sport & BMCRC SuperTwins

RACE 3 - STATISTICS

CLASS : SUP

2 Starters

Fastest Lap History

NO	NAME	LAP TIME	TIME OF DAY	LAP	VEHICLE
58	Michael ALLEN	1:08.202	12:14:24.599	2	Kawasaki ER6
58	Michael ALLEN	1:07.595	12:15:32.194	3	Kawasaki ER6
58	Michael ALLEN	1:07.279	12:16:39.473	4	Kawasaki ER6
58	Michael ALLEN	1:07.269	12:18:54.269	6	Kawasaki ER6

Leader History

NO	NAME	FROM LAP	LAPS LED	DISTANCE	VEHICLE
58	Michael ALLEN	1	8	11.64 miles	Kawasaki ER6

BMCRC - MRO Championships 2023 - Rnd 2 @ Pembrey

BMCRC Thunderbike Sport & BMCRC SuperTwins

RACE 14 - GRID (8 Laps)

ROW 7	1	20	689	David TREVEIL	1:11.974	19	51	Paul BEESLEY	1:11.644			
ROW 6	18	66	Mark SMITH	1:11.628	17	84	Ricardo BRANCO	1:10.258	16	27	Matthew CHAM	1:10.071
ROW 5	15	191	Justin GRAVE	1:09.229	14	44	Tony PARKER	1:07.658	13	139	Rob MARLEY	1:07.568
ROW 4	12	58	Michael ALLEN	1:07.269	11	97	Alex MANN	1:07.202	10	11	Malcolm BATE	1:05.695
ROW 3	9	81	Malvern MAY	1:05.407	8	48	Shaun WALLIS	1:05.246	7	25	Harrison DAY	1:04.908
ROW 2	6	69	Tony RUSSO	1:04.435	5	57	Paul NEWMAN	1:04.374	4	151	Andy DENYER	1:04.133
ROW 1	3	77	David MAY	1:03.964	2	994	Adrian HOWARD	1:03.695	1	0	Jeremy HILL	1:02.676
Pole												

Pembrey National: 1.4560 miles

These results are provisional until the conclusion of any judicial and technical matters.

Clerk Of Course :	Stewards :	Timekeeper : Sarah Evans
-------------------	------------	--------------------------

Results can be found at www.tsl-timing.com

Printed - 12:27 Saturday, 08 April 2023



BMCRC - MRO Championships 2023 - Rnd 2 @ Pembrey

BMCRC Thunderbike Sport & BMCRC SuperTwins

RACE 14 - CLASSIFICATION

POS	NO	CL	PIC NAME	ENTRY	LAPS	TIME	GAP	DIFF	MPH	BEST	ON
1	0		1 Jeremy HILL	Yamaha R6 - Silver Arrows Racing / LT-Info.com	8	8:29.957			82.22	1:02.523	7
2	69		2 Tony RUSSO	Yamaha R6 - Wymark Lubricants	8	8:41.189	11.232	11.232	80.45	1:04.065	4
3	77		3 David MAY	Suzuki GSXR600 - Orchard cooling/ team Silver Arrc	8	8:41.356	11.399	0.167	80.43	1:03.805	4
4	151		4 Andy DENYER	Yamaha OWO1 -	8	8:41.643	11.686	0.287	80.38	1:04.068	6
5	994	R	1 Adrian HOWARD	Suzuki GSXR 600 -	8	8:43.749	13.792	2.106	80.06	1:03.414	5
6	25		5 Harrison DAY	Yamaha R6 -	8	8:48.350	18.393	4.601	79.36	1:04.584	8
7	48		6 Shaun WALLIS	Yamaha R6 - MBC Despatch Racing	8	8:48.808	18.851	0.458	79.29	1:05.006	4
8	81		7 Malvern MAY	Honda CBR600RR - IMP racing	8	8:49.050	19.093	0.242	79.26	1:04.294	5
9	57		8 Paul NEWMAN	Yamaha R6 - Scarlett racing	8	8:55.260	25.303	6.210	78.34	1:04.607	5
10	97		9 Alex MANN	Honda CBR600RR - Michael Jones Jeweller, Esprit	8	8:56.015	26.058	0.755	78.23	1:05.287	4
11	58	SUP	1 Michael ALLEN	Kawasaki ER6 -	8	9:07.597	37.640	11.582	76.57	1:06.513	8
12	11*		10 Malcolm BATE	Yamaha R6 - Hartjay	8	9:17.072	47.115	9.475	75.27	1:06.651	7
13	44	SUP	2 Tony PARKER	Kawasaki ER650RR - insta/youtube 44notpol	8	9:23.089	53.132	6.017	74.46	1:08.909	6
14	84		11 Ricardo BRANCO	Yamaha R6 - IMP Racing	8	9:32.833	1:02.876	9.744	73.20	1:09.809	8
15	27	R	2 Matthew CHAM	-	8	9:45.617	1:15.660	12.784	71.60	1:11.305	7
16	66		12 Mark SMITH	Yamaha R6 - IMP RACING	7	8:34.875	1 Lap	1 Lap	71.26	1:11.107	7
17	689		13 David TREVEIL	Yamaha YZF-R6 -	7	8:41.038	1 Lap	6.163	70.41	1:12.816	4
18	51		14 Paul BEESLEY	Yamaha R6 -	7	8:47.582	1 Lap	6.544	69.54	1:13.896	2

FASTEST LAP

0	Jeremy HILL	Yamaha R6 - Silver Arrows Racing / LT-Info.com	7	1:02.523	83.83 mph	134.91 kph
994 R	Adrian HOWARD	Suzuki GSXR 600 -	5	1:03.414	82.65 mph	133.02 kph
58 SUP	Michael ALLEN	Kawasaki ER6 -	8	1:06.513	78.80 mph	126.82 kph

Bike 11 - 10 second penalty - Jump start

Class - 92.5% of Race Speed = 76.05 mph

Class R - 92.5% of Race Speed = 74.05 mph

Class SUP - 92.5% of Race Speed = 70.82 mph

Race Distance: 8 Laps / 11.64 miles

Pembrey National: 1.4560 miles

Date: 08/04/2023 Start: 15:50 Finish: 15:58

Weather / Track : Bright / Dry

These results are provisional until the conclusion of any judicial and technical matters.

Clerk Of Course :	Stewards :	Timekeeper : Sarah Evans
-------------------	------------	--------------------------

Results can be found at www.tsl-timing.com

Printed - 16:02 Saturday, 08 April 2023



BMCRC - MRO Championships 2023 - Rnd 2 @ Pembrey

BMCRC Thunderbike Sport & BMCRC SuperTwins

RACE 14 - LAP CHART

LAP 1 @ 15:51:32.381			LAP 4 @ 15:54:42.784			LAP 7 @ 15:57:51.351		
NO	BEHIND	LAP TIME	NO	BEHIND	LAP TIME	NO	BEHIND	LAP TIME
0		1:08.460	0		1:03.738	0		1:02.523
151	1.879	1:10.339	69	4.542	1:04.065	689	1 Lap	1:13.348
77	2.430	1:10.890	77	4.791	1:03.805	51	1 Lap	1:14.050
69	2.521	1:10.981	151	5.472	1:04.664	69	8.644	1:04.325
57	3.178	1:11.638	48	8.298	1:05.006	77	9.040	1:04.538
994	3.258	1:11.718	994	8.489	1:04.529	151	9.576	1:04.533
48	3.391	1:11.851	25	9.549	1:04.772	994	11.895	1:04.073
25	3.546	1:12.006	81	10.794	1:05.155	48	16.143	1:05.060
81	4.414	1:12.874	57	11.844	1:07.839	25	16.336	1:05.114
97	5.117	1:13.577	97	12.742	1:05.287	81	16.416	1:04.681
58	6.572	1:15.032	58	19.236	1:07.352	57	20.211	1:05.782
27	7.286	1:15.746	11	19.517	1:07.316	97	22.051	1:06.406
11	7.332	1:15.792	44	26.497	1:10.337	11	32.819	1:06.651
44	8.258	1:16.718	84	32.749	1:10.729	58	33.654	1:07.678
84	10.061	1:18.521	27	34.459	1:11.821	44	46.117	1:09.183
66	12.335	1:20.795	66	40.194	1:12.660	84	55.594	1:09.989
689	13.629	1:22.089	689	42.435	1:12.816	27	1:01.774	1:11.305
51	14.133	1:22.593	51	46.052	1:14.059			

LAP 2 @ 15:52:35.629			LAP 5 @ 15:55:46.071			LAP 8 @ 15:58:53.878		
NO	BEHIND	LAP TIME	NO	BEHIND	LAP TIME	NO	BEHIND	LAP TIME
0		1:03.248	0		1:03.287	0		1:02.527
151	3.264	1:04.633	69	5.509	1:04.254	66	1 Lap	1:11.107
69	3.443	1:04.170	77	5.801	1:04.297	689	1 Lap	1:13.476
77	3.924	1:04.742	151	6.255	1:04.070	69	11.232	1:05.115
48	5.166	1:05.023	994	8.616	1:03.414	77	11.399	1:04.886
57	6.117	1:06.187	48	10.882	1:05.871	151	11.686	1:04.637
25	6.264	1:05.966	25	11.009	1:04.747	994	13.792	1:04.424
994	6.476	1:06.466	81	11.801	1:04.294	51	1 Lap	1:14.699
81	7.678	1:06.512	57	13.164	1:04.607	25	18.393	1:04.584
97	7.952	1:06.083	97	15.189	1:05.734	48	18.851	1:05.235
58	11.128	1:07.804	58	23.935	1:07.986	81	19.093	1:05.204
11	11.289	1:07.205	11	24.154	1:07.924	57	25.303	1:07.619
44	14.341	1:09.331	44	33.305	1:10.095	97	26.058	1:06.534
27	17.360	1:13.322	84	40.515	1:11.053	11	37.115	1:06.823
84	17.887	1:11.074	27	43.596	1:12.424	58	37.640	1:06.513
66	22.259	1:13.172	66	49.256	1:12.349	44	53.132	1:09.542
689	23.855	1:13.474	689	52.064	1:12.916	84	1:02.876	1:09.809
51	24.781	1:13.896	51	56.683	1:13.918	27	1:15.660	1:16.413

LAP 3 @ 15:53:39.046			LAP 6 @ 15:56:48.828		
NO	BEHIND	LAP TIME	NO	BEHIND	LAP TIME
0		1:03.417	0		1:02.757
69	4.215	1:04.189	69	6.842	1:04.090
151	4.546	1:04.699	77	7.025	1:03.981
77	4.724	1:04.217	151	7.566	1:04.068
48	7.030	1:05.281	994	10.345	1:04.486
994	7.698	1:04.639	48	13.606	1:05.481
57	7.743	1:05.043	25	13.745	1:05.493
25	8.515	1:05.668	81	14.258	1:05.214
81	9.377	1:05.116	57	16.952	1:06.545
97	11.193	1:06.658	97	18.168	1:05.736
58	15.622	1:07.911	58	28.499	1:07.321
11	15.939	1:08.067	11	28.691	1:07.294
44	19.898	1:08.974	44	39.457	1:08.909
84	25.758	1:11.288	84	48.128	1:10.370
27	26.376	1:12.433	27	52.992	1:12.153
66	31.272	1:12.430	66	58.861	1:12.362
689	33.357	1:12.919			
51	35.731	1:14.367			

BMCRC - MRO Championships 2023 - Rnd 2 @ Pembrey

BMCRC Thunderbike Sport & BMCRC SuperTwins

RACE 14 - POSITION CHART

No	Name	Lap								
		Pos	1	2	3	4	5	6	7	8
0	HILL	1	0	0	0	0	0	0	0	0
994	HOWARD	2	151	151	69	69	69	69	69	69
77	MAY	3	77	69	151	77	77	77	77	77
151	DENYER	4	69	77	77	151	151	151	151	151
57	NEWMAN	5	57	48	48	48	994	994	994	994
69	RUSSO	6	994	57	994	994	48	48	48	25
25	DAY	7	48	25	57	25	25	25	25	48
48	WALLIS	8	25	994	25	81	81	81	81	81
81	MAY	9	81	81	81	57	57	57	57	57
11	BATE	10	97	97	97	97	97	97	97	97
97	MANN	11	58	58	58	58	58	58	11	11
58	ALLEN	12	27	11	11	11	11	11	58	58
44	PARKER	13	11	44	44	44	44	44	44	44
27	CHAM	14	44	27	84	84	84	84	84	84
84	BRANCO	15	84	84	27	27	27	27	27	27
66	SMITH	16	66	66	66	66	66	66	66	66
51	BEESELEY	17	689	689	689	689	689	689	689	689
689	TREVEIL	18	51	51	51	51	51	51	51	51

BMCRC - MRO Championships 2023 - Rnd 2 @ Pembrey

BMCRC Thunderbike Sport & BMCRC SuperTwins

RACE 14 - SECTOR ANALYSIS



SECTOR 1 = FL to I1, SECTOR 2 = I1 to FL, DIFF = Difference To Personal Best Lap, P = Crossed Finish Line in Pit Lane, D = Time Disallowed

P1 0		Jeremy HILL		Yamaha R6 - Silver Arrows Racing / LT-Info.com			
IDEAL LAP TIME : 1:02.402		BEST LAP TIME : 1:02.523		DIFFERENCE : 0.121			
LAP	SECTOR 1	SECTOR 2	LAP TIME	MPH	DIFF	TIME OF DAY	
1 -		28.085	1:08.460	76.56	5.937	15:51:32.381	
2 -	35.315	27.933	1:03.248	82.87	0.725	15:52:35.629	
3 -	35.377	28.040	1:03.417	82.65	0.894	15:53:39.046	
4 -	35.682	28.056	1:03.738	82.23	1.215	15:54:42.784	
5 -	35.318	27.969	1:03.287	82.82	0.764	15:55:46.071	
6 -	35.043	27.714	1:02.757 (3)	83.52	0.234	15:56:48.828	
7 -	34.794	27.729	1:02.523 (1)	83.83		15:57:51.351	
8 -	34.919	27.608	1:02.527 (2)	83.82	0.004	15:58:53.878	

P2 69		Tony RUSSO		Yamaha R6 - Wymark Lubricants			
IDEAL LAP TIME : 1:03.788		BEST LAP TIME : 1:04.065		DIFFERENCE : 0.277			
LAP	SECTOR 1	SECTOR 2	LAP TIME	MPH	DIFF	TIME OF DAY	
1 -		28.600	1:10.981	73.84	6.916	15:51:34.902	
2 -	36.165	28.005	1:04.170 (3)	81.68	0.105	15:52:39.072	
3 -	35.934	28.255	1:04.189	81.65	0.124	15:53:43.261	
4 -	35.885	28.180	1:04.065 (1)	81.81		15:54:47.326	
5 -	35.907	28.347	1:04.254	81.57	0.189	15:55:51.580	
6 -	35.927	28.163	1:04.090 (2)	81.78	0.025	15:56:55.670	
7 -	36.422	27.903	1:04.325	81.48	0.260	15:57:59.995	
8 -	36.698	28.417	1:05.115	80.49	1.050	15:59:05.110	

P3 77		David MAY		Suzuki GSXR600 - Orchard cooling/ team Silver Arrows			
IDEAL LAP TIME : 1:03.683		BEST LAP TIME : 1:03.805		DIFFERENCE : 0.122			
LAP	SECTOR 1	SECTOR 2	LAP TIME	MPH	DIFF	TIME OF DAY	
1 -		29.312	1:10.890	73.93	7.085	15:51:34.811	
2 -	36.462	28.280	1:04.742	80.96	0.937	15:52:39.553	
3 -	35.745	28.472	1:04.217 (3)	81.62	0.412	15:53:43.770	
4 -	35.579	28.226	1:03.805 (1)	82.15		15:54:47.575	
5 -	35.876	28.421	1:04.297	81.52	0.492	15:55:51.872	
6 -	35.822	28.159	1:03.981 (2)	81.92	0.176	15:56:55.853	
7 -	36.434	28.104	1:04.538	81.21	0.733	15:58:00.391	
8 -	35.939	28.947	1:04.886	80.78	1.081	15:59:05.277	

P4 151		Andy DENYER		Yamaha OW01 -			
IDEAL LAP TIME : 1:03.939		BEST LAP TIME : 1:04.068		DIFFERENCE : 0.129			
LAP	SECTOR 1	SECTOR 2	LAP TIME	MPH	DIFF	TIME OF DAY	
1 -		29.109	1:10.339	74.51	6.271	15:51:34.260	
2 -			1:04.633	81.09	0.565	15:52:38.893	
3 -	35.767	28.932	1:04.699	81.01	0.631	15:53:43.592	
4 -	36.263	28.401	1:04.664	81.05	0.596	15:54:48.256	
5 -	35.695	28.375	1:04.070 (2)	81.81	0.002	15:55:52.326	
6 -	35.677	28.391	1:04.068 (1)	81.81		15:56:56.394	
7 -	36.208	28.325	1:04.533 (3)	81.22	0.465	15:58:00.927	
8 -	36.375	28.262	1:04.637	81.09	0.569	15:59:05.564	

P5 994 R		Adrian HOWARD		Suzuki GSXR 600 -			
IDEAL LAP TIME : 1:03.239		BEST LAP TIME : 1:03.414		DIFFERENCE : 0.175			
LAP	SECTOR 1	SECTOR 2	LAP TIME	MPH	DIFF	TIME OF DAY	
1 -		28.663	1:11.718	73.08	8.304	15:51:35.639	
2 -	37.640	28.826	1:06.466	78.86	3.052	15:52:42.105	
3 -	36.148	28.491	1:04.639	81.09	1.225	15:53:46.744	
4 -	35.772	28.757	1:04.529	81.22	1.115	15:54:51.273	
5 -	35.011	28.403	1:03.414 (1)	82.65		15:55:54.687	
6 -	35.697	28.789	1:04.486	81.28	1.072	15:56:59.173	
7 -	35.845	28.228	1:04.073 (2)	81.80	0.659	15:58:03.246	
8 -	35.848	28.576	1:04.424 (3)	81.36	1.010	15:59:07.670	

BMCRC - MRO Championships 2023 - Rnd 2 @ Pembrey

BMCRC Thunderbike Sport & BMCRC SuperTwins

RACE 14 - SECTOR ANALYSIS



SECTOR 1 = FL to I1, SECTOR 2 = I1 to FL, DIFF = Difference To Personal Best Lap, P = Crossed Finish Line in Pit Lane, D = Time Disallowed

P6 25		Harrison DAY		Yamaha R6 -		
IDEAL LAP TIME : 1:04.494		BEST LAP TIME : 1:04.584		DIFFERENCE : 0.090		
LAP	SECTOR 1	SECTOR 2	LAP TIME	MPH	DIFF	TIME OF DAY
1 -		28.745	1:12.006	72.79	7.422	15:51:35.927
2 -	37.147	28.819	1:05.966	79.45	1.382	15:52:41.893
3 -	37.131	28.537	1:05.668	79.81	1.084	15:53:47.561
4 -	36.389	28.383	1:04.772 (3)	80.92	0.188	15:54:52.333
5 -	36.162	28.585	1:04.747 (2)	80.95	0.163	15:55:57.080
6 -	36.683	28.810	1:05.493	80.03	0.909	15:57:02.573
7 -	36.260	28.854	1:05.114	80.49	0.530	15:58:07.687
8 -	36.111	28.473	1:04.584 (1)	81.15		15:59:12.271

P7 48		Shaun WALLIS		Yamaha R6 - MBC Despatch Racing		
IDEAL LAP TIME : 1:04.933		BEST LAP TIME : 1:05.006		DIFFERENCE : 0.073		
LAP	SECTOR 1	SECTOR 2	LAP TIME	MPH	DIFF	TIME OF DAY
1 -		29.052	1:11.851	72.95	6.845	15:51:35.772
2 -	36.278	28.745	1:05.023 (2)	80.61	0.017	15:52:40.795
3 -	36.480	28.801	1:05.281	80.29	0.275	15:53:46.076
4 -	36.275	28.731	1:05.006 (1)	80.63		15:54:51.082
5 -	36.720	29.151	1:05.871	79.57	0.865	15:55:56.953
6 -	36.714	28.767	1:05.481	80.04	0.475	15:57:02.434
7 -	36.230	28.830	1:05.060 (3)	80.56	0.054	15:58:07.494
8 -	36.202	29.033	1:05.235	80.34	0.229	15:59:12.729

P8 81		Malvern MAY		Honda CBR600RR - IMP racing		
IDEAL LAP TIME : 1:04.221		BEST LAP TIME : 1:04.294		DIFFERENCE : 0.073		
LAP	SECTOR 1	SECTOR 2	LAP TIME	MPH	DIFF	TIME OF DAY
1 -		28.680	1:12.874	71.92	8.580	15:51:36.795
2 -	36.763	29.749	1:06.512	78.80	2.218	15:52:43.307
3 -	35.985	29.131	1:05.116 (3)	80.49	0.822	15:53:48.423
4 -	36.596	28.559	1:05.155	80.44	0.861	15:54:53.578
5 -	36.058	28.236	1:04.294 (1)	81.52		15:55:57.872
6 -	36.186	29.028	1:05.214	80.37	0.920	15:57:03.086
7 -	36.015	28.666	1:04.681 (2)	81.03	0.387	15:58:07.767
8 -	36.553	28.651	1:05.204	80.38	0.910	15:59:12.971

P9 57		Paul NEWMAN		Yamaha R6 - Scarlett racing		
IDEAL LAP TIME : 1:04.607		BEST LAP TIME : 1:04.607		DIFFERENCE : 0.000		
LAP	SECTOR 1	SECTOR 2	LAP TIME	MPH	DIFF	TIME OF DAY
1 -		29.467	1:11.638	73.16	7.031	15:51:35.559
2 -	36.842	29.345	1:06.187	79.19	1.580	15:52:41.746
3 -	36.271	28.772	1:05.043 (2)	80.58	0.436	15:53:46.789
4 -	38.723	29.116	1:07.839	77.26	3.232	15:54:54.628
5 -	35.878	28.729	1:04.607 (1)	81.13		15:55:59.235
6 -	36.003	30.542	1:06.545	78.76	1.938	15:57:05.780
7 -	36.729	29.053	1:05.782 (3)	79.68	1.175	15:58:11.562
8 -	37.975	29.644	1:07.619	77.51	3.012	15:59:19.181

P10 97		Alex MANN		Honda CBR600RR - Michael Jones Jeweller, Esprit Group, Carl		
IDEAL LAP TIME : 1:05.287		BEST LAP TIME : 1:05.287		DIFFERENCE : 0.000		
LAP	SECTOR 1	SECTOR 2	LAP TIME	MPH	DIFF	TIME OF DAY
1 -		29.567	1:13.577	71.23	8.290	15:51:37.498
2 -	37.004	29.079	1:06.083	79.31	0.796	15:52:43.581
3 -	37.326	29.332	1:06.658	78.63	1.371	15:53:50.239
4 -	36.559	28.728	1:05.287 (1)	80.28		15:54:55.526
5 -	36.746	28.988	1:05.734 (2)	79.73	0.447	15:56:01.260
6 -	36.637	29.099	1:05.736 (3)	79.73	0.449	15:57:06.996
7 -	37.191	29.215	1:06.406	78.93	1.119	15:58:13.402
8 -	37.346	29.188	1:06.534	78.78	1.247	15:59:19.936

BMCRC - MRO Championships 2023 - Rnd 2 @ Pembrey

BMCRC Thunderbike Sport & BMCRC SuperTwins

RACE 14 - SECTOR ANALYSIS



SECTOR 1 = FL to I1, SECTOR 2 = I1 to FL, DIFF = Difference To Personal Best Lap, P = Crossed Finish Line in Pit Lane, D = Time Disallowed

P11 58 SUP Michael ALLEN		Kawasaki ER6 -				
IDEAL LAP TIME : 1:06.513		BEST LAP TIME : 1:06.513		DIFFERENCE : 0.000		
LAP	SECTOR 1	SECTOR 2	LAP TIME	MPH	DIFF	TIME OF DAY
1 -		29.836	1:15.032	69.85	8.519	15:51:38.953
2 -	37.653	30.151	1:07.804	77.30	1.291	15:52:46.757
3 -	38.112	29.799	1:07.911	77.18	1.398	15:53:54.668
4 -	37.771	29.581	1:07.352 (3)	77.82	0.839	15:55:02.020
5 -	38.208	29.778	1:07.986	77.09	1.473	15:56:10.006
6 -	37.542	29.779	1:07.321 (2)	77.85	0.808	15:57:17.327
7 -	38.282	29.396	1:07.678	77.44	1.165	15:58:25.005
8 -	37.324	29.189	1:06.513 (1)	78.80		15:59:31.518

P12 11 Malcolm BATE		Yamaha R6 - Hartjay				
IDEAL LAP TIME : 1:06.366		BEST LAP TIME : 1:06.651		DIFFERENCE : 0.285		
LAP	SECTOR 1	SECTOR 2	LAP TIME	MPH	DIFF	TIME OF DAY
1 -		30.328	1:15.792	69.15	9.141	15:51:39.713
2 -	37.728	29.477	1:07.205 (3)	77.99	0.554	15:52:46.918
3 -	38.202	29.865	1:08.067	77.00	1.416	15:53:54.985
4 -	37.672	29.644	1:07.316	77.86	0.665	15:55:02.301
5 -	38.292	29.632	1:07.924	77.16	1.273	15:56:10.225
6 -	37.618	29.676	1:07.294	77.89	0.643	15:57:17.519
7 -	37.332	29.319	1:06.651 (1)	78.64		15:58:24.170
8 -	37.047	29.776	1:06.823 (2)	78.44	0.172	15:59:30.993

P13 44 SUP Tony PARKER		Kawasaki ER650RR - insta/youtube 44notpol				
IDEAL LAP TIME : 1:08.856		BEST LAP TIME : 1:08.909		DIFFERENCE : 0.053		
LAP	SECTOR 1	SECTOR 2	LAP TIME	MPH	DIFF	TIME OF DAY
1 -		30.593	1:16.718	68.32	7.809	15:51:40.639
2 -	38.713	30.618	1:09.331	75.60	0.422	15:52:49.970
3 -	38.458	30.516	1:08.974 (2)	75.99	0.065	15:53:58.944
4 -	39.039	31.298	1:10.337	74.52	1.428	15:55:09.281
5 -	39.106	30.989	1:10.095	74.77	1.186	15:56:19.376
6 -	38.511	30.398	1:08.909 (1)	76.06		15:57:28.285
7 -	38.621	30.562	1:09.183 (3)	75.76	0.274	15:58:37.468
8 -	38.966	30.576	1:09.542	75.37	0.633	15:59:47.010

P14 84 Ricardo BRANCO		Yamaha R6 - IMP Racing				
IDEAL LAP TIME : 1:09.732		BEST LAP TIME : 1:09.809		DIFFERENCE : 0.077		
LAP	SECTOR 1	SECTOR 2	LAP TIME	MPH	DIFF	TIME OF DAY
1 -		30.918	1:18.521	66.75	8.712	15:51:42.442
2 -	39.629	31.445	1:11.074	73.74	1.265	15:52:53.516
3 -	40.283	31.005	1:11.288	73.52	1.479	15:54:04.804
4 -	39.476	31.253	1:10.729	74.10	0.920	15:55:15.533
5 -	39.628	31.425	1:11.053	73.77	1.244	15:56:26.586
6 -	39.109	31.261	1:10.370 (3)	74.48	0.561	15:57:36.956
7 -	39.322	30.667	1:09.989 (2)	74.89	0.180	15:58:46.945
8 -	39.186	30.623	1:09.809 (1)	75.08		15:59:56.754

P15 27 R Matthew CHAM		-				
IDEAL LAP TIME : 1:10.399		BEST LAP TIME : 1:11.305		DIFFERENCE : 0.906		
LAP	SECTOR 1	SECTOR 2	LAP TIME	MPH	DIFF	TIME OF DAY
1 -		30.840	1:15.746	69.19	4.441	15:51:39.667
2 -	40.507	32.815	1:13.322	71.48	2.017	15:52:52.989
3 -	41.038	31.395	1:12.433	72.36	1.128	15:54:05.422
4 -	39.559	32.262	1:11.821 (2)	72.98	0.516	15:55:17.243
5 -	39.987	32.437	1:12.424	72.37	1.119	15:56:29.667
6 -	39.832	32.321	1:12.153 (3)	72.64	0.848	15:57:41.820
7 -	39.603	31.702	1:11.305 (1)	73.50		15:58:53.125
8 -	43.195	33.218	1:16.413	68.59	5.108	16:00:09.538

BMCRC - MRO Championships 2023 - Rnd 2 @ Pembrey

BMCRC Thunderbike Sport & BMCRC SuperTwins

RACE 14 - SECTOR ANALYSIS



SECTOR 1 = FL to I1, SECTOR 2 = I1 to FL, DIFF = Difference To Personal Best Lap, P = Crossed Finish Line in Pit Lane, D = Time Disallowed

P16 66		Mark SMITH		Yamaha R6 - IMP RACING			
IDEAL LAP TIME : 1:11.107		BEST LAP TIME : 1:11.107		DIFFERENCE : 0.000			
LAP	SECTOR 1	SECTOR 2	LAP TIME	MPH	DIFF	TIME OF DAY	
1 -		32.008	1:20.795	64.87	9.688	15:51:44.716	
2 -	41.601	31.571	1:13.172	71.63	2.065	15:52:57.888	
3 -	40.769	31.661	1:12.430	72.36	1.323	15:54:10.318	
4 -	40.718	31.942	1:12.660	72.13	1.553	15:55:22.978	
5 -	41.030	31.319	1:12.349 (2)	72.44	1.242	15:56:35.327	
6 -	40.989	31.373	1:12.362 (3)	72.43	1.255	15:57:47.689	
7 -	40.016	31.091	1:11.107 (1)	73.71		15:58:58.796	

P17 689		David TREVEIL		Yamaha YZF-R6 -			
IDEAL LAP TIME : 1:12.328		BEST LAP TIME : 1:12.816		DIFFERENCE : 0.488			
LAP	SECTOR 1	SECTOR 2	LAP TIME	MPH	DIFF	TIME OF DAY	
1 -		32.597	1:22.089	63.85	9.273	15:51:46.010	
2 -	41.697	31.777	1:13.474	71.33	0.658	15:52:59.484	
3 -	41.235	31.684	1:12.919 (3)	71.88	0.103	15:54:12.403	
4 -	41.220	31.596	1:12.816 (1)	71.98		15:55:25.219	
5 -	40.732	32.184	1:12.916 (2)	71.88	0.100	15:56:38.135	
6 -	41.517	31.831	1:13.348	71.46	0.532	15:57:51.483	
7 -	41.295	32.181	1:13.476	71.33	0.660	15:59:04.959	

P18 51		Paul BEESLEY		Yamaha R6 -			
IDEAL LAP TIME : 1:13.482		BEST LAP TIME : 1:13.896		DIFFERENCE : 0.414			
LAP	SECTOR 1	SECTOR 2	LAP TIME	MPH	DIFF	TIME OF DAY	
1 -		32.728	1:22.593	63.46	8.697	15:51:46.514	
2 -	41.615	32.281	1:13.896 (1)	70.93		15:53:00.410	
3 -	41.634	32.733	1:14.367	70.48	0.471	15:54:14.777	
4 -	41.201	32.858	1:14.059	70.77	0.163	15:55:28.836	
5 -	41.512	32.406	1:13.918 (2)	70.91	0.022	15:56:42.754	
6 -	41.431	32.619	1:14.050 (3)	70.78	0.154	15:57:56.804	
7 -	42.118	32.581	1:14.699	70.16	0.803	15:59:11.503	

BMCRC - MRO Championships 2023 - Rnd 2 @ Pembrey

BMCRC Thunderbike Sport & BMCRC SuperTwins

RACE 14 - BEST SECTORS

SECTOR 1			SECTOR 2			IDEAL / BEST COMPARISON						
POS	NO	NAME	TIME	NO	NAME	TIME	POS	NO	NAME	IDEAL	BEST	DIFF
									PERFECT LAP	1:02.402		
1	0	HILL	34.794	0	HILL	27.608	1	0	HILL	1:02.402	1:02.523	0.121
2	994	HOWARD	35.011	69	RUSSO	27.903	2	994	HOWARD	1:03.239	1:03.414	0.175
3	77	MAY	35.579	77	MAY	28.104	3	77	MAY	1:03.683	1:03.805	0.122
4	151	DENYER	35.677	994	HOWARD	28.228	4	69	RUSSO	1:03.788	1:04.065	0.277
5	57	NEWMAN	35.878	81	MAY	28.236	5	151	DENYER	1:03.939	1:04.068	0.129
6	69	RUSSO	35.885	151	DENYER	28.262	6	81	MAY	1:04.221	1:04.294	0.073
7	81	MAY	35.985	25	DAY	28.383	7	25	DAY	1:04.494	1:04.584	0.090
8	25	DAY	36.111	97	MANN	28.728	8	57	NEWMAN	1:04.607	1:04.607	0.000
9	48	WALLIS	36.202	57	NEWMAN	28.729	9	48	WALLIS	1:04.933	1:05.006	0.073
10	97	MANN	36.559	48	WALLIS	28.731	10	97	MANN	1:05.287	1:05.287	0.000
11	11	BATE	37.047	58	ALLEN	29.189	11	11	BATE	1:06.366	1:06.651	0.285
12	58	ALLEN	37.324	11	BATE	29.319	12	58	ALLEN	1:06.513	1:06.513	0.000
13	44	PARKER	38.458	44	PARKER	30.398	13	44	PARKER	1:08.856	1:08.909	0.053
14	84	BRANCO	39.109	84	BRANCO	30.623	14	84	BRANCO	1:09.732	1:09.809	0.077
15	27	CHAM	39.559	27	CHAM	30.840	15	27	CHAM	1:10.399	1:11.305	0.906
16	66	SMITH	40.016	66	SMITH	31.091	16	66	SMITH	1:11.107	1:11.107	0.000
17	689	TREVEIL	40.732	689	TREVEIL	31.596	17	689	TREVEIL	1:12.328	1:12.816	0.488
18	51	BEESLEY	41.201	51	BEESLEY	32.281	18	51	BEESLEY	1:13.482	1:13.896	0.414

BMCRC - MRO Championships 2023 - Rnd 2 @ Pembrey

BMCRC Thunderbike Sport & BMCRC SuperTwins

RACE 14 - STATISTICS

Competitors Started	18
Planned Start	2023-04-08 @ 16:14:00.000
Actual Start	2023-04-08 @ 15:50:23.920
Finish Time	2023-04-08 @ 15:58:53.877
Track Length	1.4560mi.
Total Laps	141
Total Distance Covered	205.2960mi.

Session Fastest Lap History

NO	CL	NAME	LAP TIME	TIME OF DAY	LAP	VEHICLE
0		Jeremy HILL	1:03.248	15:52:35.639	2	Yamaha R6
0		Jeremy HILL	1:02.757	15:56:48.837	6	Yamaha R6
0		Jeremy HILL	1:02.523	15:57:51.360	7	Yamaha R6

Session Leader History

NO	CL	NAME	FROM LAP	LAPS LED	DISTANCE	VEHICLE
0		Jeremy HILL	1	8	11.64 miles	Yamaha R6

Flag History

TYPE	TIME OF DAY
GREEN	15:50:23.920
FINISH	15:58:53.877

Flag Statistics

TYPE	COUNT	TOTAL LAPS	TOTAL TIME
Green	1	8	9:55.654
Red	0	0	0.000
Safety Car	0	0	0.000
FCY	0	0	0.000

BMCRC - MRO Championships 2023 - Rnd 2 @ Pembrey

BMCRC Thunderbike Sport & BMCRC SuperTwins

RACE 14 - STATISTICS

CLASS :

14 Starters

Fastest Lap History

NO	NAME	LAP TIME	TIME OF DAY	LAP	VEHICLE
0	Jeremy HILL	1:03.248	15:52:35.639	2	Yamaha R6
0	Jeremy HILL	1:02.757	15:56:48.837	6	Yamaha R6
0	Jeremy HILL	1:02.523	15:57:51.360	7	Yamaha R6

Leader History

NO	NAME	FROM LAP	LAPS LED	DISTANCE	VEHICLE
0	Jeremy HILL	1	8	11.64 miles	Yamaha R6

BMCRC - MRO Championships 2023 - Rnd 2 @ Pembrey

BMCRC Thunderbike Sport & BMCRC SuperTwins

RACE 14 - STATISTICS

CLASS : R

2 Starters

Fastest Lap History

NO	NAME	LAP TIME	TIME OF DAY	LAP	VEHICLE
994	Adrian HOWARD	1:06.466	15:52:42.115	2	Suzuki GSXR 600
994	Adrian HOWARD	1:04.639	15:53:46.752	3	Suzuki GSXR 600
994	Adrian HOWARD	1:04.529	15:54:51.282	4	Suzuki GSXR 600
994	Adrian HOWARD	1:03.414	15:55:54.695	5	Suzuki GSXR 600

Leader History

NO	NAME	FROM LAP	LAPS LED	DISTANCE	VEHICLE
994	Adrian HOWARD	1	8	11.64 miles	Suzuki GSXR 600

BMCRC - MRO Championships 2023 - Rnd 2 @ Pembrey

BMCRC Thunderbike Sport & BMCRC SuperTwins

RACE 14 - STATISTICS

CLASS : SUP

2 Starters

Fastest Lap History

NO	NAME	LAP TIME	TIME OF DAY	LAP	VEHICLE
58	Michael ALLEN	1:07.804	15:52:46.789	2	Kawasaki ER6
58	Michael ALLEN	1:07.352	15:55:02.051	4	Kawasaki ER6
58	Michael ALLEN	1:07.321	15:57:17.358	6	Kawasaki ER6
58	Michael ALLEN	1:06.513	15:59:31.548	8	Kawasaki ER6

Leader History

NO	NAME	FROM LAP	LAPS LED	DISTANCE	VEHICLE
58	Michael ALLEN	1	8	11.64 miles	Kawasaki ER6

BMCRC - MRO Championships 2023 - Rnd 2 @ Pembrey

BMCRC Thunderbike Sport & BMCRC SuperTwins

RACE 3 - GRID (10 Laps)

ROW 7	1		1		19	139 Rob MARLEY
ROW 6	18	51 Paul BEESLEY 1:13.896	17	689 David TREVEIL 1:12.816	16	27 Matthew CHAM 1:11.305
ROW 5	15	66 Mark SMITH 1:11.107	14	84 Ricardo BRANCO 1:09.809	13	44 Tony PARKER 1:08.909
ROW 4	12	11 Malcolm BATE 1:06.651	11	58 Michael ALLEN 1:06.513	10	97 Alex MANN 1:05.287
ROW 3	9	48 Shaun WALLIS 1:05.006	8	57 Paul NEWMAN 1:04.607	7	25 Harrison DAY 1:04.584
ROW 2	6	81 Malvern MAY 1:04.294	5	151 Andy DENYER 1:04.068	4	69 Tony RUSSO 1:04.065
ROW 1	3	77 David MAY 1:03.805	2	994 Adrian HOWARD 1:03.414	1	0 Jeremy HILL 1:02.523
Pole						

Pembrey National: 1.4560 miles

These results are provisional until the conclusion of any judicial and technical matters.

Clerk Of Course :	Stewards :	Timekeeper : Sarah Evans
-------------------	------------	--------------------------

Results can be found at www.tsl-timing.com

Printed - 16:06 Saturday, 08 April 2023



BMCRC - MRO Championships 2023 - Rnd 2 @ Pembrey

BMCRC Thunderbike Sport & BMCRC SuperTwins

RACE 3 - CLASSIFICATION

POS	NO	CL	PIC NAME	ENTRY	LAPS	TIME	GAP	DIFF	MPH	BEST	ON
1	0		1 Jeremy HILL	Yamaha R6 - Silver Arrows Racing / LT-Info.com	7	7:27.761			81.94	1:02.975	6
2	151		2 Andy DENYER	Yamaha OWO1 -	7	7:31.117	3.356	3.356	81.33	1:03.440	6
3	69		3 Tony RUSSO	Yamaha R6 - Wymark Lubricants	7	7:40.514	12.753	9.397	79.67	1:04.263	7
4	994	R	1 Adrian HOWARD	Suzuki GSXR 600 -	7	7:40.555	12.794	0.041	79.66	1:03.935	7
5	25		4 Harrison DAY	Yamaha R6 -	7	7:51.284	23.523	10.729	77.85	1:05.648	3
6	81		5 Malvern MAY	Honda CBR600RR - IMP racing	7	7:51.474	23.713	0.190	77.82	1:05.243	3
7	48		6 Shaun WALLIS	Yamaha R6 - MBC Despatch Racing	7	7:51.783	24.022	0.309	77.77	1:05.412	7
8	58	SUP	1 Michael ALLEN	Kawasaki ER6 -	7	7:59.195	31.434	7.412	76.56	1:06.816	6
9	44	SUP	2 Tony PARKER	Kawasaki ER650RR - insta/youtube 44notpol	7	8:04.389	36.628	5.194	75.74	1:06.841	3
10	84		7 Ricardo BRANCO	Yamaha R6 - IMP Racing	7	8:06.129	38.368	1.740	75.47	1:07.891	2
11	97		8 Alex MANN	Honda CBR600RR - Michael Jones Jeweller, Esprit	7	8:06.330	38.569	0.201	75.44	1:07.106	2
12	11		9 Malcolm BATE	Yamaha R6 - Hartjay	7	8:06.515	38.754	0.185	75.41	1:07.199	2
13	66		10 Mark SMITH	Yamaha R6 - IMP RACING	7	8:35.732	1:07.971	29.217	71.14	1:11.604	5
14	51		11 Paul BEESLEY	Yamaha R6 -	7	8:36.421	1:08.660	0.689	71.04	1:11.752	6
15	689		12 David TREVEIL	Yamaha YZF-R6 -	6	7:32.240	1 Lap	1 Lap	69.54	1:13.295	3

NOT CLASSIFIED

DNF	57		Paul NEWMAN	Yamaha R6 - Scarlett racing	0						
DNF	77		David MAY	Suzuki GSXR600 - Orchard cooling/ team Silver Arc	0						

NOT STARTED

NS	27	R	Matthew CHAM	-							
NS	139		Rob MARLEY	Honda CBR600F3 - PearTree Racing							

FASTEST LAP

0	Jeremy HILL	Yamaha R6 - Silver Arrows Racing / LT-Info.com	6	1:02.975	83.23 mph	133.95 kph
994 R	Adrian HOWARD	Suzuki GSXR 600 -	7	1:03.935	81.98 mph	131.93 kph
58 SUP	Michael ALLEN	Kawasaki ER6 -	6	1:06.816	78.44 mph	126.25 kph

Class - 92.5% of Race Speed = 75.79 mph
 Class R - 92.5% of Race Speed = 73.68 mph
 Class SUP - 92.5% of Race Speed = 70.81 mph

Weather / Track : Bright / Dry

These results are provisional until the conclusion of any judicial and technical matters.

Race Distance: 7 Laps / 10.19 miles

Pembrey National: 1.4560 miles

Date: 09/04/2023 Start: 10:19 Finish: 10:26

Clerk Of Course :	Stewards :	Timekeeper : Sarah Evans
-------------------	------------	--------------------------

Results can be found at www.tsl-timing.com

Printed - 10:29 Sunday, 09 April 2023



BMCRC - MRO Championships 2023 - Rnd 2 @ Pembrey

BMCRC Thunderbike Sport & BMCRC SuperTwins

RACE 3 - LAP CHART

LAP 1 @ 10:20:16.696

NO	BEHIND	LAP TIME
0		1:07.647
151	0.896	1:08.543
994	3.367	1:11.014
69	4.676	1:12.323
81	6.113	1:13.760
58	6.242	1:13.889
25	6.352	1:13.999
48	6.746	1:14.393
84	7.301	1:14.948
11	8.275	1:15.922
97	9.326	1:16.973
44	9.573	1:17.220
66	11.668	1:19.315
51	12.034	1:19.681
689	14.397	1:22.044

LAP 2 @ 10:21:20.129

NO	BEHIND	LAP TIME
0		1:03.433
151	1.000	1:03.537
994	5.203	1:05.269
69	5.875	1:04.632
81	8.845	1:06.165
25	9.506	1:06.587
48	10.737	1:07.424
58	11.047	1:08.238
84	11.759	1:07.891
11	12.041	1:07.199
97	12.999	1:07.106
44	14.076	1:07.936
66	21.535	1:13.300
51	22.084	1:13.483
689	24.668	1:13.704

LAP 3 @ 10:22:23.581

NO	BEHIND	LAP TIME
0		1:03.452
151	1.010	1:03.462
69	7.873	1:05.450
994	8.130	1:06.379
81	10.636	1:05.243
25	11.702	1:05.648
48	13.165	1:05.880
58	15.688	1:08.093
84	16.914	1:08.607
11	17.128	1:08.539
97	17.239	1:07.692
44	17.465	1:06.841
66	31.137	1:13.054
51	32.223	1:13.591
689	34.511	1:13.295

LAP 4 @ 10:23:27.371

NO	BEHIND	LAP TIME
0		1:03.790
151	1.036	1:03.816
69	8.873	1:04.790
994	9.191	1:04.851
81	13.820	1:06.974
25	13.876	1:05.964
48	15.621	1:06.246

58	19.743	1:07.845
84	21.541	1:08.417
97	21.846	1:08.397
44	22.108	1:08.433
11	22.329	1:08.991
66	40.329	1:12.982
51	41.137	1:12.704
689	46.088	1:15.367

LAP 5 @ 10:24:30.757

NO	BEHIND	LAP TIME
0		1:03.386
151	1.505	1:03.855
69	10.118	1:04.631
994	10.799	1:04.994
81	16.850	1:06.416
25	16.943	1:06.453
48	18.838	1:06.603
58	23.680	1:07.323
84	28.006	1:09.851
97	28.211	1:09.751
44	28.371	1:09.649
11	28.504	1:09.561
66	48.547	1:11.604
51	50.595	1:12.844
689	56.110	1:13.408

LAP 6 @ 10:25:33.732

NO	BEHIND	LAP TIME
0		1:02.975
151	1.970	1:03.440
69	11.568	1:04.425
994	11.937	1:04.113
81	20.219	1:06.344
25	20.279	1:06.311
48	21.688	1:05.825
58	27.521	1:06.816
44	32.782	1:07.386
84	33.515	1:08.484
97	33.921	1:08.685
11	34.221	1:08.692
66	59.025	1:13.453
51	59.372	1:11.752

LAP 7 @ 10:26:36.810

NO	BEHIND	LAP TIME
0		1:03.078
151	3.356	1:04.464
689	1 Lap	1:14.422
69	12.753	1:04.263
994	12.794	1:03.935
25	23.523	1:06.322
81	23.713	1:06.572
48	24.022	1:05.412
58	31.434	1:06.991
44	36.628	1:06.924
84	38.368	1:07.931
97	38.569	1:07.726
11	38.754	1:07.611
66	1:07.971	1:12.024
51	1:08.660	1:12.366

BMCRC - MRO Championships 2023 - Rnd 2 @ Pembrey

BMCRC Thunderbike Sport & BMCRC SuperTwins

RACE 3 - POSITION CHART

No	Name	Lap							
		Pos	1	2	3	4	5	6	7
0	HILL	1	0	0	0	0	0	0	0
11	BATE	2	151	151	151	151	151	151	151
25	DAY	3	994	994	69	69	69	69	69
48	WALLIS	4	69	69	994	994	994	994	994
51	BEESELEY	5	81	81	81	81	81	81	25
57	NEWMAN	6	58	25	25	25	25	25	81
66	SMITH	7	25	48	48	48	48	48	48
69	RUSSO	8	48	58	58	58	58	58	58
77	MAY	9	84	84	84	84	84	44	44
81	MAY	10	11	11	11	97	97	84	84
84	BRANCO	11	97	97	97	44	44	97	97
97	MANN	12	44	44	44	11	11	11	11
139	MARLEY	13	66	66	66	66	66	66	66
151	DENYER	14	51	51	51	51	51	51	51
689	TREVEIL	15	689	689	689	689	689	689	
994	HOWARD	16							
27	CHAM	17							
44	PARKER	18							
58	ALLEN	19							

BMCRC - MRO Championships 2023 - Rnd 2 @ Pembrey

BMCRC Thunderbike Sport & BMCRC SuperTwins

RACE 3 - SECTOR ANALYSIS



SECTOR 1 = FL to I1, SECTOR 2 = I1 to FL, DIFF = Difference To Personal Best Lap, P = Crossed Finish Line in Pit Lane, D = Time Disallowed

P1 0		Jeremy HILL		Yamaha R6 - Silver Arrows Racing / LT-Info.com			
IDEAL LAP TIME : 1:02.928		BEST LAP TIME : 1:02.975		DIFFERENCE : 0.047			
LAP	SECTOR 1	SECTOR 2	LAP TIME	MPH	DIFF	TIME OF DAY	
1 -		28.068	1:07.647	77.48	4.672	10:20:16.696	
2 -	35.416	28.017	1:03.433	82.63	0.458	10:21:20.129	
3 -	35.374	28.078	1:03.452	82.60	0.477	10:22:23.581	
4 -	35.600	28.190	1:03.790	82.16	0.815	10:23:27.371	
5 -	35.482	27.904	1:03.386 (3)	82.69	0.411	10:24:30.757	
6 -	35.101	27.874	1:02.975 (1)	83.23		10:25:33.732	
7 -	35.251	27.827	1:03.078 (2)	83.09	0.103	10:26:36.810	

P2 151		Andy DENYER		Yamaha OW01 -			
IDEAL LAP TIME : 1:03.337		BEST LAP TIME : 1:03.440		DIFFERENCE : 0.103			
LAP	SECTOR 1	SECTOR 2	LAP TIME	MPH	DIFF	TIME OF DAY	
1 -		28.218	1:08.543	76.47	5.103	10:20:17.592	
2 -	35.502	28.035	1:03.537 (3)	82.49	0.097	10:21:21.129	
3 -	35.302	28.160	1:03.462 (2)	82.59	0.022	10:22:24.591	
4 -	35.744	28.072	1:03.816	82.13	0.376	10:23:28.407	
5 -			1:03.855	82.08	0.415	10:24:32.262	
6 -	35.335	28.105	1:03.440 (1)	82.62		10:25:35.702	
7 -	35.322	29.142	1:04.464	81.31	1.024	10:26:40.166	

P3 69		Tony RUSSO		Yamaha R6 - Wymark Lubricants			
IDEAL LAP TIME : 1:04.207		BEST LAP TIME : 1:04.263		DIFFERENCE : 0.056			
LAP	SECTOR 1	SECTOR 2	LAP TIME	MPH	DIFF	TIME OF DAY	
1 -		28.911	1:12.323	72.47	8.060	10:20:21.372	
2 -	36.476	28.156	1:04.632	81.09	0.369	10:21:26.004	
3 -	37.007	28.443	1:05.450	80.08	1.187	10:22:31.454	
4 -	36.410	28.380	1:04.790	80.90	0.527	10:23:36.244	
5 -	36.437	28.194	1:04.631 (3)	81.10	0.368	10:24:40.875	
6 -	36.199	28.226	1:04.425 (2)	81.35	0.162	10:25:45.300	
7 -	36.051	28.212	1:04.263 (1)	81.56		10:26:49.563	

P4 994 R		Adrian HOWARD		Suzuki GSXR 600 -			
IDEAL LAP TIME : 1:03.721		BEST LAP TIME : 1:03.935		DIFFERENCE : 0.214			
LAP	SECTOR 1	SECTOR 2	LAP TIME	MPH	DIFF	TIME OF DAY	
1 -		29.400	1:11.014	73.80	7.079	10:20:20.063	
2 -	36.496	28.773	1:05.269	80.30	1.334	10:21:25.332	
3 -	37.247	29.132	1:06.379	78.96	2.444	10:22:31.711	
4 -	36.458	28.393	1:04.851 (3)	80.82	0.916	10:23:36.562	
5 -	36.282	28.712	1:04.994	80.64	1.059	10:24:41.556	
6 -	35.724	28.389	1:04.113 (2)	81.75	0.178	10:25:45.669	
7 -	35.938	27.997	1:03.935 (1)	81.98		10:26:49.604	

P5 25		Harrison DAY		Yamaha R6 -			
IDEAL LAP TIME : 1:05.443		BEST LAP TIME : 1:05.648		DIFFERENCE : 0.205			
LAP	SECTOR 1	SECTOR 2	LAP TIME	MPH	DIFF	TIME OF DAY	
1 -		29.837	1:13.999	70.83	8.351	10:20:23.048	
2 -	37.682	28.905	1:06.587	78.71	0.939	10:21:29.635	
3 -	37.026	28.622	1:05.648 (1)	79.84		10:22:35.283	
4 -	36.821	29.143	1:05.964 (2)	79.46	0.316	10:23:41.247	
5 -	37.386	29.067	1:06.453	78.87	0.805	10:24:47.700	
6 -	37.157	29.154	1:06.311 (3)	79.04	0.663	10:25:54.011	
7 -	37.276	29.046	1:06.322	79.03	0.674	10:27:00.333	

BMCRC - MRO Championships 2023 - Rnd 2 @ Pembrey

BMCRC Thunderbike Sport & BMCRC SuperTwins

RACE 3 - SECTOR ANALYSIS



SECTOR 1 = FL to I1, SECTOR 2 = I1 to FL, DIFF = Difference To Personal Best Lap, P = Crossed Finish Line in Pit Lane, D = Time Disallowed

P6 81 Malvern MAY		Honda CBR600RR - IMP racing				
IDEAL LAP TIME : 1:05.243		BEST LAP TIME : 1:05.243		DIFFERENCE : 0.000		
LAP	SECTOR 1	SECTOR 2	LAP TIME	MPH	DIFF	TIME OF DAY
1 -		29.748	1:13.760	71.06	8.517	10:20:22.809
2 -	36.866	29.299	1:06.165 (2)	79.22	0.922	10:21:28.974
3 -	36.360	28.883	1:05.243 (1)	80.33		10:22:34.217
4 -	37.000	29.974	1:06.974	78.26	1.731	10:23:41.191
5 -	37.354	29.062	1:06.416	78.92	1.173	10:24:47.607
6 -	37.105	29.239	1:06.344 (3)	79.00	1.101	10:25:53.951
7 -	37.180	29.392	1:06.572	78.73	1.329	10:27:00.523

P7 48 Shaun WALLIS		Yamaha R6 - MBC Despatch Racing				
IDEAL LAP TIME : 1:05.412		BEST LAP TIME : 1:05.412		DIFFERENCE : 0.000		
LAP	SECTOR 1	SECTOR 2	LAP TIME	MPH	DIFF	TIME OF DAY
1 -		29.914	1:14.393	70.45	8.981	10:20:23.442
2 -	38.129	29.295	1:07.424	77.74	2.012	10:21:30.866
3 -	36.687	29.193	1:05.880 (3)	79.56	0.468	10:22:36.746
4 -	36.945	29.301	1:06.246	79.12	0.834	10:23:42.992
5 -	37.234	29.369	1:06.603	78.69	1.191	10:24:49.595
6 -	36.510	29.315	1:05.825 (2)	79.62	0.413	10:25:55.420
7 -	36.381	29.031	1:05.412 (1)	80.13		10:27:00.832

P8 58 SUP Michael ALLEN		Kawasaki ER6 -				
IDEAL LAP TIME : 1:06.816		BEST LAP TIME : 1:06.816		DIFFERENCE : 0.000		
LAP	SECTOR 1	SECTOR 2	LAP TIME	MPH	DIFF	TIME OF DAY
1 -		30.074	1:13.889	70.93	7.073	10:20:22.938
2 -	38.315	29.923	1:08.238	76.81	1.422	10:21:31.176
3 -	38.286	29.807	1:08.093	76.97	1.277	10:22:39.269
4 -	38.171	29.674	1:07.845	77.25	1.029	10:23:47.114
5 -	37.779	29.544	1:07.323 (3)	77.85	0.507	10:24:54.437
6 -	37.537	29.279	1:06.816 (1)	78.44		10:26:01.253
7 -	37.704	29.287	1:06.991 (2)	78.24	0.175	10:27:08.244

P9 44 SUP Tony PARKER		Kawasaki ER650RR - insta/youtube 44notpol				
IDEAL LAP TIME : 1:06.814		BEST LAP TIME : 1:06.841		DIFFERENCE : 0.027		
LAP	SECTOR 1	SECTOR 2	LAP TIME	MPH	DIFF	TIME OF DAY
1 -		31.451	1:17.220	67.87	10.379	10:20:26.269
2 -	38.400	29.536	1:07.936	77.15	1.095	10:21:34.205
3 -	37.295	29.546	1:06.841 (1)	78.41		10:22:41.046
4 -	38.180	30.253	1:08.433	76.59	1.592	10:23:49.479
5 -	38.947	30.702	1:09.649	75.25	2.808	10:24:59.128
6 -	37.867	29.519	1:07.386 (3)	77.78	0.545	10:26:06.514
7 -	37.375	29.549	1:06.924 (2)	78.32	0.083	10:27:13.438

P10 84 Ricardo BRANCO		Yamaha R6 - IMP Racing				
IDEAL LAP TIME : 1:07.866		BEST LAP TIME : 1:07.891		DIFFERENCE : 0.025		
LAP	SECTOR 1	SECTOR 2	LAP TIME	MPH	DIFF	TIME OF DAY
1 -		30.132	1:14.948	69.93	7.057	10:20:23.997
2 -	38.042	29.849	1:07.891 (1)	77.20		10:21:31.888
3 -	38.185	30.422	1:08.607	76.40	0.716	10:22:40.495
4 -	38.282	30.135	1:08.417 (3)	76.61	0.526	10:23:48.912
5 -	39.133	30.718	1:09.851	75.03	1.960	10:24:58.763
6 -	38.605	29.879	1:08.484	76.53	0.593	10:26:07.247
7 -	38.107	29.824	1:07.931 (2)	77.16	0.040	10:27:15.178

BMCRC - MRO Championships 2023 - Rnd 2 @ Pembrey

BMCRC Thunderbike Sport & BMCRC SuperTwins

RACE 3 - SECTOR ANALYSIS



SECTOR 1 = FL to I1, SECTOR 2 = I1 to FL, DIFF = Difference To Personal Best Lap, P = Crossed Finish Line in Pit Lane, D = Time Disallowed

P11 97		Alex MANN		Honda CBR600RR - Michael Jones Jeweller, Esprit Group, Carl		
IDEAL LAP TIME : 1:06.919		BEST LAP TIME : 1:07.106		DIFFERENCE : 0.187		
LAP	SECTOR 1	SECTOR 2	LAP TIME	MPH	DIFF	TIME OF DAY
1 -		31.855	1:16.973	68.09	9.867	10:20:26.022
2 -	37.838	29.268	1:07.106 (1)	78.10		10:21:33.128
3 -	37.651	30.041	1:07.692 (2)	77.43	0.586	10:22:40.820
4 -	38.174	30.223	1:08.397	76.63	1.291	10:23:49.217
5 -	39.039	30.712	1:09.751	75.14	2.645	10:24:58.968
6 -	38.779	29.906	1:08.685	76.31	1.579	10:26:07.653
7 -	37.854	29.872	1:07.726 (3)	77.39	0.620	10:27:15.379

P12 11		Malcolm BATE		Yamaha R6 - Hartjay		
IDEAL LAP TIME : 1:07.199		BEST LAP TIME : 1:07.199		DIFFERENCE : 0.000		
LAP	SECTOR 1	SECTOR 2	LAP TIME	MPH	DIFF	TIME OF DAY
1 -		30.586	1:15.922	69.03	8.723	10:20:24.971
2 -	37.658	29.541	1:07.199 (1)	78.00		10:21:32.170
3 -	38.066	30.473	1:08.539 (3)	76.47	1.340	10:22:40.709
4 -	38.968	30.023	1:08.991	75.97	1.792	10:23:49.700
5 -	39.018	30.543	1:09.561	75.35	2.362	10:24:59.261
6 -	38.678	30.014	1:08.692	76.30	1.493	10:26:07.953
7 -	37.710	29.901	1:07.611 (2)	77.52	0.412	10:27:15.564

P13 66		Mark SMITH		Yamaha R6 - IMP RACING		
IDEAL LAP TIME : 1:11.476		BEST LAP TIME : 1:11.604		DIFFERENCE : 0.128		
LAP	SECTOR 1	SECTOR 2	LAP TIME	MPH	DIFF	TIME OF DAY
1 -		32.022	1:19.315	66.08	7.711	10:20:28.364
2 -	41.466	31.834	1:13.300	71.50	1.696	10:21:41.664
3 -	41.227	31.827	1:13.054	71.74	1.450	10:22:54.718
4 -	41.623	31.359	1:12.982 (3)	71.82	1.378	10:24:07.700
5 -	40.371	31.233	1:11.604 (1)	73.20		10:25:19.304
6 -	41.633	31.820	1:13.453	71.35	1.849	10:26:32.757
7 -	40.919	31.105	1:12.024 (2)	72.77	0.420	10:27:44.781

P14 51		Paul BEESLEY		Yamaha R6 -		
IDEAL LAP TIME : 1:11.752		BEST LAP TIME : 1:11.752		DIFFERENCE : 0.000		
LAP	SECTOR 1	SECTOR 2	LAP TIME	MPH	DIFF	TIME OF DAY
1 -		32.098	1:19.681	65.78	7.929	10:20:28.730
2 -	41.260	32.223	1:13.483	71.33	1.731	10:21:42.213
3 -	41.034	32.557	1:13.591	71.22	1.839	10:22:55.804
4 -	40.945	31.759	1:12.704 (3)	72.09	0.952	10:24:08.508
5 -	40.764	32.080	1:12.844	71.95	1.092	10:25:21.352
6 -	40.384	31.368	1:11.752 (1)	73.05		10:26:33.104
7 -	40.926	31.440	1:12.366 (2)	72.43	0.614	10:27:45.470

P15 689		David TREVEIL		Yamaha YZF-R6 -		
IDEAL LAP TIME : 1:13.131		BEST LAP TIME : 1:13.295		DIFFERENCE : 0.164		
LAP	SECTOR 1	SECTOR 2	LAP TIME	MPH	DIFF	TIME OF DAY
1 -		32.314	1:22.044	63.88	8.749	10:20:31.093
2 -	41.779	31.925	1:13.704 (3)	71.11	0.409	10:21:44.797
3 -	41.206	32.089	1:13.295 (1)	71.51		10:22:58.092
4 -	42.744	32.623	1:15.367	69.54	2.072	10:24:13.459
5 -	41.221	32.187	1:13.408 (2)	71.40	0.113	10:25:26.867
6 -	41.765	32.657	1:14.422	70.43	1.127	10:26:41.289

BMCRC - MRO Championships 2023 - Rnd 2 @ Pembrey

BMCRC Thunderbike Sport & BMCRC SuperTwins

RACE 3 - BEST SECTORS

SECTOR 1			SECTOR 2			IDEAL / BEST COMPARISON						
POS	NO	NAME	TIME	NO	NAME	TIME	POS	NO	NAME	IDEAL	BEST	DIFF
									PERFECT LAP	1:02.928		
1	0	HILL	35.101	0	HILL	27.827	1	0	HILL	1:02.928	1:02.975	0.047
2	151	DENYER	35.302	994	HOWARD	27.997	2	151	DENYER	1:03.337	1:03.440	0.103
3	994	HOWARD	35.724	151	DENYER	28.035	3	994	HOWARD	1:03.721	1:03.935	0.214
4	69	RUSSO	36.051	69	RUSSO	28.156	4	69	RUSSO	1:04.207	1:04.263	0.056
5	81	MAY	36.360	25	DAY	28.622	5	81	MAY	1:05.243	1:05.243	0.000
6	48	WALLIS	36.381	81	MAY	28.883	6	48	WALLIS	1:05.412	1:05.412	0.000
7	25	DAY	36.821	48	WALLIS	29.031	7	25	DAY	1:05.443	1:05.648	0.205
8	44	PARKER	37.295	97	MANN	29.268	8	44	PARKER	1:06.814	1:06.841	0.027
9	58	ALLEN	37.537	58	ALLEN	29.279	9	58	ALLEN	1:06.816	1:06.816	0.000
10	97	MANN	37.651	44	PARKER	29.519	10	97	MANN	1:06.919	1:07.106	0.187
11	11	BATE	37.658	11	BATE	29.541	11	11	BATE	1:07.199	1:07.199	0.000
12	84	BRANCO	38.042	84	BRANCO	29.824	12	84	BRANCO	1:07.866	1:07.891	0.025
13	66	SMITH	40.371	66	SMITH	31.105	13	66	SMITH	1:11.476	1:11.604	0.128
14	51	BEESLEY	40.384	51	BEESLEY	31.368	14	51	BEESLEY	1:11.752	1:11.752	0.000
15	689	TREVEIL	41.206	689	TREVEIL	31.925	15	689	TREVEIL	1:13.131	1:13.295	0.164
16												
17												

BMCRC - MRO Championships 2023 - Rnd 2 @ Pembrey

BMCRC Thunderbike Sport & BMCRC SuperTwins

RACE 3 - STATISTICS

Competitors Started 15
Planned Start 2023-04-09 @ 10:01:00.000
Actual Start 2023-04-09 @ 10:19:09.048
Finish Time 2023-04-09 @ 10:26:36.809
Track Length 1.4560mi.
Total Laps 104
Total Distance Covered 151.4240mi.

Session Fastest Lap History

NO	CL	NAME	LAP TIME	TIME OF DAY	LAP	VEHICLE
0		Jeremy HILL	1:03.433	10:21:20.140	2	Yamaha R6
0		Jeremy HILL	1:03.386	10:24:30.767	5	Yamaha R6
0		Jeremy HILL	1:02.975	10:25:33.742	6	Yamaha R6

Session Leader History

NO	CL	NAME	FROM LAP	LAPS LED	DISTANCE	VEHICLE
0		Jeremy HILL	1	7	10.19 miles	Yamaha R6

Flag History

TYPE	TIME OF DAY
GREEN	10:19:09.048
FINISH	10:26:36.809

Flag Statistics

TYPE	COUNT	TOTAL LAPS	TOTAL TIME
Green	1	7	8:49.691
Red	0	0	0.000
Safety Car	0	0	0.000
FCY	0	0	0.000

BMCRC - MRO Championships 2023 - Rnd 2 @ Pembrey

BMCRC Thunderbike Sport & BMCRC SuperTwins

RACE 3 - STATISTICS

CLASS :

12 Starters

Fastest Lap History

NO	NAME	LAP TIME	TIME OF DAY	LAP	VEHICLE
0	Jeremy HILL	1:03.433	10:21:20.140	2	Yamaha R6
0	Jeremy HILL	1:03.386	10:24:30.767	5	Yamaha R6
0	Jeremy HILL	1:02.975	10:25:33.742	6	Yamaha R6

Leader History

NO	NAME	FROM LAP	LAPS LED	DISTANCE	VEHICLE
0	Jeremy HILL	1	7	10.19 miles	Yamaha R6

BMCRC - MRO Championships 2023 - Rnd 2 @ Pembrey

BMCRC Thunderbike Sport & BMCRC SuperTwins

RACE 3 - STATISTICS

CLASS : R

1 Starters

Fastest Lap History

NO	NAME	LAP TIME	TIME OF DAY	LAP	VEHICLE
994	Adrian HOWARD	1:05.269	10:21:25.340	2	Suzuki GSXR 600
994	Adrian HOWARD	1:04.851	10:23:36.570	4	Suzuki GSXR 600
994	Adrian HOWARD	1:04.113	10:25:45.677	6	Suzuki GSXR 600
994	Adrian HOWARD	1:03.935	10:26:49.604	7	Suzuki GSXR 600

Leader History

NO	NAME	FROM LAP	LAPS LED	DISTANCE	VEHICLE
994	Adrian HOWARD	1	7	10.19 miles	Suzuki GSXR 600

BMCRC - MRO Championships 2023 - Rnd 2 @ Pembrey

BMCRC Thunderbike Sport & BMCRC SuperTwins

RACE 3 - STATISTICS

CLASS : SUP

2 Starters

Fastest Lap History

NO	NAME	LAP TIME	TIME OF DAY	LAP	VEHICLE
58	Michael ALLEN	1:08.238	10:21:31.206	2	Kawasaki ER6
44	Tony PARKER	1:07.936	10:21:34.227	2	Kawasaki ER650RR
44	Tony PARKER	1:06.841	10:22:41.068	3	Kawasaki ER650RR
58	Michael ALLEN	1:06.816	10:26:01.284	6	Kawasaki ER6

Leader History

NO	NAME	FROM LAP	LAPS LED	DISTANCE	VEHICLE
58	Michael ALLEN	1	7	10.19 miles	Kawasaki ER6

BMCRC - MRO Championships 2023 - Rnd 2 @ Pembrey

BMCRC Thunderbike Sport & BMCRC SuperTwins

RACE 14 - GRID (10 Laps)

ROW 7	1		1		19	139 Rob MARLEY	
ROW 6	18	27 Matthew CHAM	17	689 David TREVEIL 1:13.295	16	51 Paul BEESLEY 1:11.752	
ROW 5		15	66 Mark SMITH 1:11.604	14	57 Paul NEWMAN	13	84 Ricardo BRANCO 1:07.891
ROW 4	12	11 Malcolm BATE 1:07.199	11	97 Alex MANN 1:07.106	10	44 Tony PARKER 1:06.841	
ROW 3		9	77 David MAY	8	58 Michael ALLEN 1:06.816	7	25 Harrison DAY 1:05.648
ROW 2	6	48 Shaun WALLIS 1:05.412	5	81 Malvern MAY 1:05.243	4	69 Tony RUSSO 1:04.263	
ROW 1		3	994 Adrian HOWARD 1:03.935	2	151 Andy DENYER 1:03.440	1	0 Jeremy HILL 1:02.975 Pole

Pembrey National: 1.4560 miles

These results are provisional until the conclusion of any judicial and technical matters.

Clerk Of Course :	Stewards :	Timekeeper : Sarah Evans
-------------------	------------	--------------------------

Results can be found at www.tsl-timing.com

Printed - 10:32 Sunday, 09 April 2023



BMCRC - MRO Championships 2023 - Rnd 2 @ Pembrey

BMCRC Thunderbike Sport & BMCRC SuperTwins

RACE 14 - CLASSIFICATION

POS	NO	CL	PIC NAME	ENTRY	LAPS	TIME	GAP	DIFF	MPH	BEST	ON
1	0		1 Jeremy HILL	Yamaha R6 - Silver Arrows Racing / LT-Info.com	10	10:37.596			82.20	1:02.957	5
2	151		2 Andy DENYER	Yamaha OWO1 -	10	10:47.451	9.855	9.855	80.95	1:03.686	6
3	69		3 Tony RUSSO	Yamaha R6 - Wymark Lubricants	10	10:47.691	10.095	0.240	80.92	1:03.600	6
4	25		4 Harrison DAY	Yamaha R6 -	10	10:56.945	19.349	9.254	79.78	1:04.241	9
5	77		5 David MAY	Suzuki GSXR600 - Orchard cooling/ team Silver Arrc	10	10:59.105	21.509	2.160	79.52	1:04.362	4
6	81		6 Malvern MAY	Honda CBR600RR - IMP racing	10	10:59.785	22.189	0.680	79.44	1:04.663	9
7	48		7 Shaun WALLIS	Yamaha R6 - MBC Despatch Racing	10	11:00.187	22.591	0.402	79.39	1:04.461	9
8	58	SUP	1 Michael ALLEN	Kawasaki ER6 -	10	11:15.505	37.909	15.318	77.59	1:06.242	2
9	11		8 Malcolm BATE	Yamaha R6 - Hartjay	10	11:15.553	37.957	0.048	77.58	1:05.181	9
10	97		9 Alex MANN	Honda CBR600RR - Michael Jones Jeweller, Esprit	10	11:17.706	40.110	2.153	77.34	1:06.312	7
11	44	SUP	2 Tony PARKER	Kawasaki ER650RR - insta/youtube 44notpol	10	11:32.676	55.080	14.970	75.67	1:07.251	2
12	84		10 Ricardo BRANCO	Yamaha R6 - IMP Racing	10	11:48.584	1:10.988	15.908	73.97	1:08.477	2
13	66		11 Mark SMITH	Yamaha R6 - IMP RACING	9	10:56.519	1 Lap	1 Lap	71.85	1:10.980	2
14	689		12 David TREVEIL	Yamaha YZF-R6 -	9	10:59.839	1 Lap	3.320	71.49	1:11.486	3

NOT CLASSIFIED

DNF	994	R	Adrian HOWARD	Suzuki GSXR 600 -	9	9:46.709	1 Lap		80.40	1:03.676	9
DNF	51		Paul BEESLEY	Yamaha R6 -	6	8:12.738	4 Laps	3 Laps	63.82	1:12.759	2

NOT STARTED

NS	57		Paul NEWMAN	Yamaha R6 - Scarlett racing							
NS	27	R	Matthew CHAM	-							
NS	139		Rob MARLEY	Honda CBR600F3 - PearTree Racing							

FASTEST LAP

0	Jeremy HILL	Yamaha R6 - Silver Arrows Racing / LT-Info.com	5	1:02.957	83.25 mph	133.98 kph
994 R	Adrian HOWARD	Suzuki GSXR 600 -	9	1:03.676	82.31 mph	132.47 kph
58 SUP	Michael ALLEN	Kawasaki ER6 -	2	1:06.242	79.12 mph	127.34 kph

Class - 92.5% of Race Speed = 76.03 mph

Class SUP - 92.5% of Race Speed = 71.77 mph

Weather / Track : Bright / Dry

These results are provisional until the conclusion of any judicial and technical matters.

Race Distance: 10 Laps / 14.56 miles

Pembrey National: 1.4560 miles

Date: 09/04/2023 Start: 13:53 Finish: 14:04

Clerk Of Course :	Stewards :	Timekeeper : Sarah Evans
-------------------	------------	--------------------------

Results can be found at www.tsl-timing.com

Printed - 14:07 Sunday, 09 April 2023



BMCRC - MRO Championships 2023 - Rnd 2 @ Pembrey

BMCRC Thunderbike Sport & BMCRC SuperTwins

RACE 14 - LAP CHART

LAP 1 @ 13:54:55.042

NO	BEHIND	LAP TIME
0		1:08.533
151	0.926	1:09.459
81	1.905	1:10.438
69	1.943	1:10.476
77	2.388	1:10.921
48	3.105	1:11.638
994	3.140	1:11.673
25	3.686	1:12.219
58	4.826	1:13.359
44	5.599	1:14.132
97	6.076	1:14.609
84	7.365	1:15.898
11	7.523	1:16.056
66	10.669	1:19.202
689	11.853	1:20.386
51	12.537	1:21.070

LAP 2 @ 13:55:58.401

NO	BEHIND	LAP TIME
0		1:03.359
151	2.323	1:04.756
69	3.319	1:04.735
77	4.722	1:05.693
994	5.043	1:05.262
81	5.423	1:06.877
48	5.826	1:06.080
25	5.936	1:05.609
58	7.709	1:06.242
44	9.491	1:07.251
97	9.875	1:07.158
84	12.483	1:08.477
11	12.685	1:08.521
66	18.290	1:10.980
689	20.113	1:11.619
51	21.937	1:12.759

LAP 3 @ 13:57:02.060

NO	BEHIND	LAP TIME
0		1:03.659
151	3.116	1:04.452
69	3.821	1:04.161
77	5.972	1:04.909
81	6.593	1:04.829
994	6.883	1:05.499
48	7.551	1:05.384
25	7.719	1:05.442
58	10.817	1:06.767
44	13.549	1:07.717
97	13.759	1:07.543
11	16.781	1:07.755
84	18.411	1:09.587
66	26.667	1:12.036
689	27.940	1:11.486
51	31.316	1:13.038

LAP 4 @ 13:58:05.144

NO	BEHIND	LAP TIME
0		1:03.084
151	4.148	1:04.116
69	4.837	1:04.100
77	7.250	1:04.362

994	7.741	1:03.942
81	8.482	1:04.973
25	9.132	1:04.497
48	9.514	1:05.047
58	14.931	1:07.198
97	17.971	1:07.296
11	19.842	1:06.145
44	21.061	1:10.596
84	24.783	1:09.456
66	36.598	1:13.015
689	37.116	1:12.260
51	42.010	1:13.778

LAP 5 @ 13:59:08.101

NO	BEHIND	LAP TIME
0		1:02.957
151	5.138	1:03.947
69	5.719	1:03.839
994	8.714	1:03.930
81	11.248	1:05.723
25	11.406	1:05.231
77	11.745	1:07.452
48	12.303	1:05.746
58	19.074	1:07.100
97	22.028	1:07.014
11	22.379	1:05.494
44	26.188	1:08.084
84	32.156	1:10.330
66	45.265	1:11.624
689	46.322	1:12.163
51	52.117	1:13.064

LAP 6 @ 14:00:11.435

NO	BEHIND	LAP TIME
0		1:03.334
151	5.490	1:03.686
69	5.985	1:03.600
994	9.920	1:04.540
81	12.667	1:04.753
25	12.866	1:04.794
77	13.373	1:04.962
48	13.995	1:05.026
58	22.767	1:07.027
97	25.110	1:06.416
11	25.230	1:06.185
44	31.376	1:08.522
84	39.302	1:10.480
66	53.998	1:12.067
689	56.116	1:13.128

LAP 7 @ 14:01:14.838

NO	BEHIND	LAP TIME
0		1:03.403
151	6.368	1:04.281
69	6.816	1:04.234
994	10.748	1:04.231
25	14.915	1:05.452
81	14.984	1:05.720
77	15.242	1:05.272
48	15.656	1:05.064
58	26.137	1:06.773
97	28.019	1:06.312
11	28.152	1:06.325
44	36.773	1:08.800

51	1 Lap	1:59.029 P
84	46.218	1:10.319
66	1:02.937	1:12.342

LAP 8 @ 14:02:17.847

NO	BEHIND	LAP TIME
0		1:03.009
689	1 Lap	1:12.541
151	7.523	1:04.164
69	7.718	1:03.911
994	11.695	1:03.956
25	16.320	1:04.414
81	17.107	1:05.132
77	17.325	1:05.092
48	18.175	1:05.528
58	30.272	1:07.144
97	31.468	1:06.458
11	31.536	1:06.393
44	42.223	1:08.459
84	54.332	1:11.123

LAP 9 @ 14:03:20.896

NO	BEHIND	LAP TIME
0		1:03.049
151	8.764	1:04.290
66	1 Lap	1:12.132
69	9.184	1:04.515
689	1 Lap	1:12.226
994	12.322	1:03.676
25	17.512	1:04.241
81	18.721	1:04.663
77	18.958	1:04.682
48	19.587	1:04.461
58	33.507	1:06.284
11	33.668	1:05.181
97	35.289	1:06.870
44	48.405	1:09.231
84	1:01.899	1:10.616

LAP 10 @ 14:04:24.105

NO	BEHIND	LAP TIME
0		1:03.209
151	9.855	1:04.300
69	10.095	1:04.120
66	1 Lap	1:13.121
25	19.349	1:05.046
77	21.509	1:05.760
81	22.189	1:06.677
689	1 Lap	1:14.030
48	22.591	1:06.213
58	37.909	1:07.611
11	37.957	1:07.498
97	40.110	1:08.030
44	55.080	1:09.884
84	1:10.988	1:12.298

BMCRC - MRO Championships 2023 - Rnd 2 @ Pembrey

BMCRC Thunderbike Sport & BMCRC SuperTwins

RACE 14 - POSITION CHART

No	Name	Lap												
		Pos	1	2	3	4	5	6	7	8	9	10		
0	HILL	1	0	0	0	0	0	0	0	0	0	0	0	0
151	DENYER	2	151	151	151	151	151	151	151	151	151	151	151	151
994	HOWARD	3	81	69	69	69	69	69	69	69	69	69	69	69
69	RUSSO	4	69	77	77	77	994	994	994	994	994	994	25	
81	MAY	5	77	994	81	994	81	81	25	25	25	25	77	
48	WALLIS	6	48	81	994	81	25	25	81	81	81	81	81	
25	DAY	7	994	48	48	25	77	77	77	77	77	77	48	
58	ALLEN	8	25	25	25	48	48	48	48	48	48	48	58	
77	MAY	9	58	58	58	58	58	58	58	58	58	58	11	
44	PARKER	10	44	44	44	97	97	97	97	97	97	11	97	
97	MANN	11	97	97	97	11	11	11	11	11	11	97	44	
11	BATE	12	84	84	11	44	44	44	44	44	44	44	84	
84	BRANCO	13	11	11	84	84	84	84	84	84	84	84	84	
57	NEWMAN	14	66	66	66	66	66	66	66	66	66	66	66	
66	SMITH	15	689	689	689	689	689	689	689	689	689	689	689	
51	BEESELEY	16	51	51	51	51	51	51	51	51	51	51	51	
689	TREVEIL	17												
27	CHAM	18												
139	MARLEY	19												

BMCRC - MRO Championships 2023 - Rnd 2 @ Pembrey

BMCRC Thunderbike Sport & BMCRC SuperTwins

RACE 14 - SECTOR ANALYSIS



SECTOR 1 = FL to I1, SECTOR 2 = I1 to FL, DIFF = Difference To Personal Best Lap, P = Crossed Finish Line in Pit Lane, D = Time Disallowed

P1 0		Jeremy HILL		Yamaha R6 - Silver Arrows Racing / LT-Info.com			
IDEAL LAP TIME : 1:02.721		BEST LAP TIME : 1:02.957		DIFFERENCE : 0.236			
LAP	SECTOR 1	SECTOR 2	LAP TIME	MPH	DIFF	TIME OF DAY	
1 -		27.923	1:08.533	76.48	5.576	13:54:55.042	
2 -	35.357	28.002	1:03.359	82.72	0.402	13:55:58.401	
3 -	35.548	28.111	1:03.659	82.33	0.702	13:57:02.060	
4 -	35.250	27.834	1:03.084	83.08	0.127	13:58:05.144	
5 -	35.176	27.781	1:02.957 (1)	83.25		13:59:08.101	
6 -	35.236	28.098	1:03.334	82.76	0.377	14:00:11.435	
7 -	35.203	28.200	1:03.403	82.67	0.446	14:01:14.838	
8 -	35.464	27.545	1:03.009 (2)	83.18	0.052	14:02:17.847	
9 -	35.180	27.869	1:03.049 (3)	83.13	0.092	14:03:20.896	
10 -	35.279	27.930	1:03.209	82.92	0.252	14:04:24.105	

P2 151		Andy DENYER		Yamaha OWO1 -			
IDEAL LAP TIME : 1:03.686		BEST LAP TIME : 1:03.686		DIFFERENCE : 0.000			
LAP	SECTOR 1	SECTOR 2	LAP TIME	MPH	DIFF	TIME OF DAY	
1 -		28.615	1:09.459	75.46	5.773	13:54:55.968	
2 -	36.281	28.475	1:04.756	80.94	1.070	13:56:00.724	
3 -	35.877	28.575	1:04.452	81.32	0.766	13:57:05.176	
4 -	35.590	28.526	1:04.116 (3)	81.75	0.430	13:58:09.292	
5 -			1:03.947 (2)	81.96	0.261	13:59:13.239	
6 -	35.431	28.255	1:03.686 (1)	82.30		14:00:16.925	
7 -			1:04.281	81.54	0.595	14:01:21.206	
8 -			1:04.164	81.69	0.478	14:02:25.370	
9 -	35.666	28.624	1:04.290	81.53	0.604	14:03:29.660	
10 -	35.571	28.729	1:04.300	81.51	0.614	14:04:33.960	

P3 69		Tony RUSSO		Yamaha R6 - Wymark Lubricants			
IDEAL LAP TIME : 1:03.247		BEST LAP TIME : 1:03.600		DIFFERENCE : 0.353			
LAP	SECTOR 1	SECTOR 2	LAP TIME	MPH	DIFF	TIME OF DAY	
1 -		28.505	1:10.476	74.37	6.876	13:54:56.985	
2 -	36.802	27.933	1:04.735	80.97	1.135	13:56:01.720	
3 -	35.884	28.277	1:04.161	81.69	0.561	13:57:05.881	
4 -	35.995	28.105	1:04.100	81.77	0.500	13:58:09.981	
5 -	35.555	28.284	1:03.839 (2)	82.10	0.239	13:59:13.820	
6 -	35.314	28.286	1:03.600 (1)	82.41		14:00:17.420	
7 -	35.401	28.833	1:04.234	81.60	0.634	14:01:21.654	
8 -	35.811	28.100	1:03.911 (3)	82.01	0.311	14:02:25.565	
9 -	35.743	28.772	1:04.515	81.24	0.915	14:03:30.080	
10 -	35.862	28.258	1:04.120	81.74	0.520	14:04:34.200	

P4 25		Harrison DAY		Yamaha R6 -			
IDEAL LAP TIME : 1:04.030		BEST LAP TIME : 1:04.241		DIFFERENCE : 0.211			
LAP	SECTOR 1	SECTOR 2	LAP TIME	MPH	DIFF	TIME OF DAY	
1 -		28.713	1:12.219	72.57	7.978	13:54:58.728	
2 -	36.659	28.950	1:05.609	79.89	1.368	13:56:04.337	
3 -	36.324	29.118	1:05.442	80.09	1.201	13:57:09.779	
4 -	36.177	28.320	1:04.497 (3)	81.26	0.256	13:58:14.276	
5 -	36.510	28.721	1:05.231	80.35	0.990	13:59:19.507	
6 -	36.190	28.604	1:04.794	80.89	0.553	14:00:24.301	
7 -	36.343	29.109	1:05.452	80.08	1.211	14:01:29.753	
8 -	35.992	28.422	1:04.414 (2)	81.37	0.173	14:02:34.167	
9 -	35.710	28.531	1:04.241 (1)	81.59		14:03:38.408	
10 -	36.128	28.918	1:05.046	80.58	0.805	14:04:43.454	

BMCRC - MRO Championships 2023 - Rnd 2 @ Pembrey

BMCRC Thunderbike Sport & BMCRC SuperTwins

RACE 14 - SECTOR ANALYSIS



SECTOR 1 = FL to I1, SECTOR 2 = I1 to FL, DIFF = Difference To Personal Best Lap, P = Crossed Finish Line in Pit Lane, D = Time Disallowed

P5 77 David MAY		Suzuki GSXR600 - Orchard cooling/ team Silver Arrows				
IDEAL LAP TIME : 1:04.051		BEST LAP TIME : 1:04.362		DIFFERENCE : 0.311		
LAP	SECTOR 1	SECTOR 2	LAP TIME	MPH	DIFF	TIME OF DAY
1 -		28.506	1:10.921	73.90	6.559	13:54:57.430
2 -	36.940	28.753	1:05.693	79.78	1.331	13:56:03.123
3 -	36.410	28.499	1:04.909 (3)	80.75	0.547	13:57:08.032
4 -	35.856	28.506	1:04.362 (1)	81.43		13:58:12.394
5 -	38.617	28.835	1:07.452	77.70	3.090	13:59:19.846
6 -	36.541	28.421	1:04.962	80.68	0.600	14:00:24.808
7 -	36.380	28.892	1:05.272	80.30	0.910	14:01:30.080
8 -	36.897	28.195	1:05.092	80.52	0.730	14:02:35.172
9 -	36.274	28.408	1:04.682 (2)	81.03	0.320	14:03:39.854
10 -	36.301	29.459	1:05.760	79.70	1.398	14:04:45.614

P6 81 Malvern MAY		Honda CBR600RR - IMP racing				
IDEAL LAP TIME : 1:04.616		BEST LAP TIME : 1:04.663		DIFFERENCE : 0.047		
LAP	SECTOR 1	SECTOR 2	LAP TIME	MPH	DIFF	TIME OF DAY
1 -		28.934	1:10.438	74.41	5.775	13:54:56.947
2 -	37.735	29.142	1:06.877	78.37	2.214	13:56:03.824
3 -	36.255	28.574	1:04.829 (3)	80.85	0.166	13:57:08.653
4 -	36.312	28.661	1:04.973	80.67	0.310	13:58:13.626
5 -	36.920	28.803	1:05.723	79.75	1.060	13:59:19.349
6 -	36.214	28.539	1:04.753 (2)	80.94	0.090	14:00:24.102
7 -	36.411	29.309	1:05.720	79.75	1.057	14:01:29.822
8 -	36.594	28.538	1:05.132	80.47	0.469	14:02:34.954
9 -	36.078	28.585	1:04.663 (1)	81.06		14:03:39.617
10 -	36.690	29.987	1:06.677	78.61	2.014	14:04:46.294

P7 48 Shaun WALLIS		Yamaha R6 - MBC Despatch Racing				
IDEAL LAP TIME : 1:04.458		BEST LAP TIME : 1:04.461		DIFFERENCE : 0.003		
LAP	SECTOR 1	SECTOR 2	LAP TIME	MPH	DIFF	TIME OF DAY
1 -		28.852	1:11.638	73.16	7.177	13:54:58.147
2 -	36.912	29.168	1:06.080	79.32	1.619	13:56:04.227
3 -	36.256	29.128	1:05.384	80.16	0.923	13:57:09.611
4 -	36.105	28.942	1:05.047 (3)	80.58	0.586	13:58:14.658
5 -	36.796	28.950	1:05.746	79.72	1.285	13:59:20.404
6 -	36.459	28.567	1:05.026 (2)	80.60	0.565	14:00:25.430
7 -	36.418	28.646	1:05.064	80.56	0.603	14:01:30.494
8 -	36.953	28.575	1:05.528	79.99	1.067	14:02:36.022
9 -	35.891	28.570	1:04.461 (1)	81.31		14:03:40.483
10 -	36.259	29.954	1:06.213	79.16	1.752	14:04:46.696

P8 58 SUP Michael ALLEN		Kawasaki ER6 -				
IDEAL LAP TIME : 1:06.236		BEST LAP TIME : 1:06.242		DIFFERENCE : 0.006		
LAP	SECTOR 1	SECTOR 2	LAP TIME	MPH	DIFF	TIME OF DAY
1 -		29.315	1:13.359	71.45	7.117	13:54:59.868
2 -	37.065	29.177	1:06.242 (1)	79.12		13:56:06.110
3 -	37.398	29.369	1:06.767 (3)	78.50	0.525	13:57:12.877
4 -	37.828	29.370	1:07.198	78.00	0.956	13:58:20.075
5 -	37.617	29.483	1:07.100	78.11	0.858	13:59:27.175
6 -	37.744	29.283	1:07.027	78.20	0.785	14:00:34.202
7 -	37.377	29.396	1:06.773	78.49	0.531	14:01:40.975
8 -	37.666	29.478	1:07.144	78.06	0.902	14:02:48.119
9 -	37.059	29.225	1:06.284 (2)	79.07	0.042	14:03:54.403
10 -	37.237	30.374	1:07.611	77.52	1.369	14:05:02.014

BMCRC - MRO Championships 2023 - Rnd 2 @ Pembrey

BMCRC Thunderbike Sport & BMCRC SuperTwins

RACE 14 - SECTOR ANALYSIS



SECTOR 1 = FL to I1, SECTOR 2 = I1 to FL, DIFF = Difference To Personal Best Lap, P = Crossed Finish Line in Pit Lane, D = Time Disallowed

P9 11		Malcolm BATE		Yamaha R6 - Hartjay			
IDEAL LAP TIME : 1:05.181		BEST LAP TIME : 1:05.181		DIFFERENCE : 0.000			
LAP	SECTOR 1	SECTOR 2	LAP TIME	MPH	DIFF	TIME OF DAY	
1 -		30.665	1:16.056	68.91	10.875	13:55:02.565	
2 -	38.518	30.003	1:08.521	76.49	3.340	13:56:11.086	
3 -	38.397	29.358	1:07.755	77.36	2.574	13:57:18.841	
4 -	36.990	29.155	1:06.145 (3)	79.24	0.964	13:58:24.986	
5 -	36.513	28.981	1:05.494 (2)	80.03	0.313	13:59:30.480	
6 -	37.185	29.000	1:06.185	79.19	1.004	14:00:36.665	
7 -	37.206	29.119	1:06.325	79.02	1.144	14:01:42.990	
8 -	37.398	28.995	1:06.393	78.94	1.212	14:02:49.383	
9 -	36.420	28.761	1:05.181 (1)	80.41		14:03:54.564	
10 -	37.229	30.269	1:07.498	77.65	2.317	14:05:02.062	

P10 97		Alex MANN		Honda CBR600RR - Michael Jones Jeweller, Esprit Group, Carl			
IDEAL LAP TIME : 1:06.216		BEST LAP TIME : 1:06.312		DIFFERENCE : 0.096			
LAP	SECTOR 1	SECTOR 2	LAP TIME	MPH	DIFF	TIME OF DAY	
1 -		29.417	1:14.609	70.25	8.297	13:55:01.118	
2 -	37.096	30.062	1:07.158	78.04	0.846	13:56:08.276	
3 -	38.096	29.447	1:07.543	77.60	1.231	13:57:15.819	
4 -	37.841	29.455	1:07.296	77.88	0.984	13:58:23.115	
5 -	37.550	29.464	1:07.014	78.21	0.702	13:59:30.129	
6 -	37.254	29.162	1:06.416 (2)	78.92	0.104	14:00:36.545	
7 -	37.126	29.186	1:06.312 (1)	79.04		14:01:42.857	
8 -	37.338	29.120	1:06.458 (3)	78.87	0.146	14:02:49.315	
9 -	37.283	29.587	1:06.870	78.38	0.558	14:03:56.185	
10 -	37.298	30.732	1:08.030	77.04	1.718	14:05:04.215	

P11 44 SUP		Tony PARKER		Kawasaki ER650RR - insta/youtube 44notpol			
IDEAL LAP TIME : 1:06.952		BEST LAP TIME : 1:07.251		DIFFERENCE : 0.299			
LAP	SECTOR 1	SECTOR 2	LAP TIME	MPH	DIFF	TIME OF DAY	
1 -		29.637	1:14.132	70.70	6.881	13:55:00.641	
2 -	37.394	29.857	1:07.251 (1)	77.94		13:56:07.892	
3 -	38.159	29.558	1:07.717 (2)	77.40	0.466	13:57:15.609	
4 -	37.639	32.957	1:10.596	74.24	3.345	13:58:26.205	
5 -	38.005	30.079	1:08.084 (3)	76.98	0.833	13:59:34.289	
6 -	37.793	30.729	1:08.522	76.49	1.271	14:00:42.811	
7 -	38.053	30.747	1:08.800	76.18	1.549	14:01:51.611	
8 -	38.045	30.414	1:08.459	76.56	1.208	14:03:00.070	
9 -	38.944	30.287	1:09.231	75.71	1.980	14:04:09.301	
10 -	38.632	31.252	1:09.884	75.00	2.633	14:05:19.185	

P12 84		Ricardo BRANCO		Yamaha R6 - IMP Racing			
IDEAL LAP TIME : 1:08.477		BEST LAP TIME : 1:08.477		DIFFERENCE : 0.000			
LAP	SECTOR 1	SECTOR 2	LAP TIME	MPH	DIFF	TIME OF DAY	
1 -		30.830	1:15.898	69.06	7.421	13:55:02.407	
2 -	38.513	29.964	1:08.477 (1)	76.54		13:56:10.884	
3 -	38.919	30.668	1:09.587 (3)	75.32	1.110	13:57:20.471	
4 -	38.712	30.744	1:09.456 (2)	75.46	0.979	13:58:29.927	
5 -	39.326	31.004	1:10.330	74.52	1.853	13:59:40.257	
6 -	39.553	30.927	1:10.480	74.37	2.003	14:00:50.737	
7 -	39.098	31.221	1:10.319	74.54	1.842	14:02:01.056	
8 -	39.704	31.419	1:11.123	73.69	2.646	14:03:12.179	
9 -	40.096	30.520	1:10.616	74.22	2.139	14:04:22.795	
10 -	40.335	31.963	1:12.298	72.49	3.821	14:05:35.093	

BMCRC - MRO Championships 2023 - Rnd 2 @ Pembrey

BMCRC Thunderbike Sport & BMCRC SuperTwins

RACE 14 - SECTOR ANALYSIS



SECTOR 1 = FL to I1, SECTOR 2 = I1 to FL, DIFF = Difference To Personal Best Lap, P = Crossed Finish Line in Pit Lane, D = Time Disallowed

P13 66		Mark SMITH		Yamaha R6 - IMP RACING		
IDEAL LAP TIME : 1:10.885		BEST LAP TIME : 1:10.980		DIFFERENCE : 0.095		
LAP	SECTOR 1	SECTOR 2	LAP TIME	MPH	DIFF	TIME OF DAY
1 -		31.748	1:19.202	66.17	8.222	13:55:05.711
2 -	39.983	30.997	1:10.980 (1)	73.84		13:56:16.691
3 -	40.660	31.376	1:12.036 (3)	72.76	1.056	13:57:28.727
4 -	41.281	31.734	1:13.015	71.78	2.035	13:58:41.742
5 -	40.638	30.986	1:11.624 (2)	73.18	0.644	13:59:53.366
6 -	40.864	31.203	1:12.067	72.73	1.087	14:01:05.433
7 -	41.440	30.902	1:12.342	72.45	1.362	14:02:17.775
8 -	40.650	31.482	1:12.132	72.66	1.152	14:03:29.907
9 -	40.188	32.933	1:13.121	71.68	2.141	14:04:43.028

P14 689		David TREVEIL		Yamaha YZF-R6 -		
IDEAL LAP TIME : 1:11.206		BEST LAP TIME : 1:11.486		DIFFERENCE : 0.280		
LAP	SECTOR 1	SECTOR 2	LAP TIME	MPH	DIFF	TIME OF DAY
1 -		31.940	1:20.386	65.20	8.900	13:55:06.895
2 -	40.504	31.115	1:11.619 (2)	73.18	0.133	13:56:18.514
3 -	40.091	31.395	1:11.486 (1)	73.32		13:57:30.000
4 -	40.416	31.844	1:12.260	72.53	0.774	13:58:42.260
5 -	40.682	31.481	1:12.163 (3)	72.63	0.677	13:59:54.423
6 -	41.160	31.968	1:13.128	71.67	1.642	14:01:07.551
7 -	41.017	31.524	1:12.541	72.25	1.055	14:02:20.092
8 -	40.287	31.939	1:12.226	72.57	0.740	14:03:32.318
9 -	40.776	33.254	1:14.030	70.80	2.544	14:04:46.348

P15 994 R		Adrian HOWARD		Suzuki GSXR 600 -		
IDEAL LAP TIME : 1:03.558		BEST LAP TIME : 1:03.676		DIFFERENCE : 0.118		
LAP	SECTOR 1	SECTOR 2	LAP TIME	MPH	DIFF	TIME OF DAY
1 -		29.568	1:11.673	73.13	7.997	13:54:58.182
2 -	36.445	28.817	1:05.262	80.31	1.586	13:56:03.444
3 -	36.159	29.340	1:05.499	80.02	1.823	13:57:08.943
4 -	35.658	28.284	1:03.942 (3)	81.97	0.266	13:58:12.885
5 -	35.383	28.547	1:03.930 (2)	81.98	0.254	13:59:16.815
6 -	35.964	28.576	1:04.540	81.21	0.864	14:00:21.355
7 -	35.510	28.721	1:04.231	81.60	0.555	14:01:25.586
8 -	35.354	28.602	1:03.956	81.95	0.280	14:02:29.542
9 -	35.274	28.402	1:03.676 (1)	82.31		14:03:33.218

P16 51		Paul BEESLEY		Yamaha R6 -		
IDEAL LAP TIME : 1:12.759		BEST LAP TIME : 1:12.759		DIFFERENCE : 0.000		
LAP	SECTOR 1	SECTOR 2	LAP TIME	MPH	DIFF	TIME OF DAY
1 -		32.378	1:21.070	64.65	8.311	13:55:07.579
2 -	40.788	31.971	1:12.759 (1)	72.04		13:56:20.338
3 -	41.020	32.018	1:13.038 (2)	71.76	0.279	13:57:33.376
4 -	41.322	32.456	1:13.778	71.04	1.019	13:58:47.154
5 -	40.916	32.148	1:13.064 (3)	71.73	0.305	14:00:00.218
6 -	42.270	IN PIT	1:59.029 P	44.03	46.270	14:01:59.247

BMCRC - MRO Championships 2023 - Rnd 2 @ Pembrey

BMCRC Thunderbike Sport & BMCRC SuperTwins

RACE 14 - BEST SECTORS

SECTOR 1			SECTOR 2			IDEAL / BEST COMPARISON						
POS	NO	NAME	TIME	NO	NAME	TIME	POS	NO	NAME	IDEAL	BEST	DIFF
									PERFECT LAP	1:02.721		
1	0	HILL	35.176	0	HILL	27.545	1	0	HILL	1:02.721	1:02.957	0.236
2	994	HOWARD	35.274	69	RUSSO	27.933	2	69	RUSSO	1:03.247	1:03.600	0.353
3	69	RUSSO	35.314	77	MAY	28.195	3	994	HOWARD	1:03.558	1:03.676	0.118
4	151	DENYER	35.431	151	DENYER	28.255	4	151	DENYER	1:03.686	1:03.686	0.000
5	25	DAY	35.710	994	HOWARD	28.284	5	25	DAY	1:04.030	1:04.241	0.211
6	77	MAY	35.856	25	DAY	28.320	6	77	MAY	1:04.051	1:04.362	0.311
7	48	WALLIS	35.891	81	MAY	28.538	7	48	WALLIS	1:04.458	1:04.461	0.003
8	81	MAY	36.078	48	WALLIS	28.567	8	81	MAY	1:04.616	1:04.663	0.047
9	11	BATE	36.420	11	BATE	28.761	9	11	BATE	1:05.181	1:05.181	0.000
10	58	ALLEN	37.059	97	MANN	29.120	10	97	MANN	1:06.216	1:06.312	0.096
11	97	MANN	37.096	58	ALLEN	29.177	11	58	ALLEN	1:06.236	1:06.242	0.006
12	44	PARKER	37.394	44	PARKER	29.558	12	44	PARKER	1:06.952	1:07.251	0.299
13	84	BRANCO	38.513	84	BRANCO	29.964	13	84	BRANCO	1:08.477	1:08.477	0.000
14	66	SMITH	39.983	66	SMITH	30.902	14	66	SMITH	1:10.885	1:10.980	0.095
15	689	TREVEIL	40.091	689	TREVEIL	31.115	15	689	TREVEIL	1:11.206	1:11.486	0.280
16	51	BEESLEY	40.788	51	BEESLEY	31.971	16	51	BEESLEY	1:12.759	1:12.759	0.000

BMCRC - MRO Championships 2023 - Rnd 2 @ Pembrey

BMCRC Thunderbike Sport & BMCRC SuperTwins

RACE 14 - STATISTICS

Competitors Started 16
Planned Start 2023-04-09 @ 14:20:00.000
Actual Start 2023-04-09 @ 13:53:46.508
Finish Time 2023-04-09 @ 14:04:24.104
Track Length 1.4560mi.
Total Laps 153
Total Distance Covered 222.7680mi.

Session Fastest Lap History

NO	CL	NAME	LAP TIME	TIME OF DAY	LAP	VEHICLE
0		Jeremy HILL	1:03.359	13:55:58.410	2	Yamaha R6
0		Jeremy HILL	1:03.084	13:58:05.152	4	Yamaha R6
0		Jeremy HILL	1:02.957	13:59:08.110	5	Yamaha R6

Session Leader History

NO	CL	NAME	FROM LAP	LAPS LED	DISTANCE	VEHICLE
0		Jeremy HILL	1	10	14.56 miles	Yamaha R6

Flag History

TYPE	TIME OF DAY
GREEN	13:53:46.508
FINISH	14:04:24.104

Flag Statistics

TYPE	COUNT	TOTAL LAPS	TOTAL TIME
Green	1	10	12:26.554
Red	0	0	0.000
Safety Car	0	0	0.000
FCY	0	0	0.000

BMCRC - MRO Championships 2023 - Rnd 2 @ Pembrey

BMCRC Thunderbike Sport & BMCRC SuperTwins

RACE 14 - STATISTICS

CLASS :

13 Starters

Fastest Lap History

NO	NAME	LAP TIME	TIME OF DAY	LAP	VEHICLE
0	Jeremy HILL	1:03.359	13:55:58.410	2	Yamaha R6
0	Jeremy HILL	1:03.084	13:58:05.152	4	Yamaha R6
0	Jeremy HILL	1:02.957	13:59:08.110	5	Yamaha R6

Leader History

NO	NAME	FROM LAP	LAPS LED	DISTANCE	VEHICLE
0	Jeremy HILL	1	10	14.56 miles	Yamaha R6

BMCRC - MRO Championships 2023 - Rnd 2 @ Pembrey

BMCRC Thunderbike Sport & BMCRC SuperTwins

RACE 14 - STATISTICS

CLASS : R

1 Starters

Fastest Lap History

NO	NAME	LAP TIME	TIME OF DAY	LAP	VEHICLE
994	Adrian HOWARD	1:05.262	13:56:03.452	2	Suzuki GSXR 600
994	Adrian HOWARD	1:03.942	13:58:12.893	4	Suzuki GSXR 600
994	Adrian HOWARD	1:03.930	13:59:16.822	5	Suzuki GSXR 600
994	Adrian HOWARD	1:03.676	14:03:33.225	9	Suzuki GSXR 600

Leader History

NO	NAME	FROM LAP	LAPS LED	DISTANCE	VEHICLE
994	Adrian HOWARD	1	9	13.10 miles	Suzuki GSXR 600

BMCRC - MRO Championships 2023 - Rnd 2 @ Pembrey

BMCRC Thunderbike Sport & BMCRC SuperTwins

RACE 14 - STATISTICS

CLASS : SUP

2 Starters

Fastest Lap History

NO	NAME	LAP TIME	TIME OF DAY	LAP	VEHICLE
58	Michael ALLEN	1:06.242	13:56:06.140	2	Kawasaki ER6

Leader History

NO	NAME	FROM LAP	LAPS LED	DISTANCE	VEHICLE
58	Michael ALLEN	1	10	14.56 miles	Kawasaki ER6



DFDS

DFDS YAMAHA PAST MASTERS



BMCRC-MRO Championships - Round 2

Pembrey

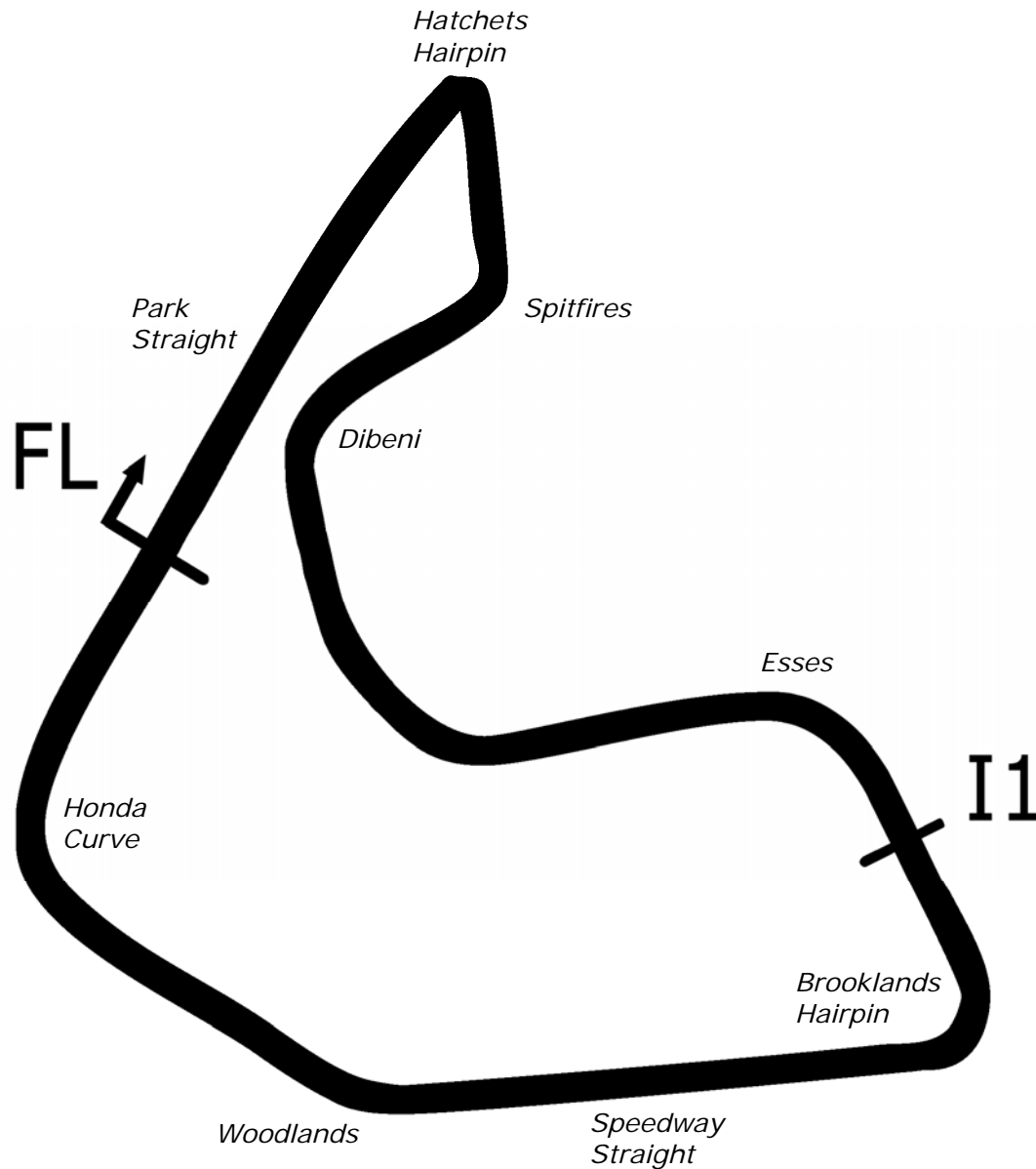
8th / 9th April 2023



Timing & Results Provided by Timing Solutions Ltd

www.tsl-timing.com

Pembrey National



Length	1.4560 miles	2343.2 m	
FL		51.70587 N	4.32386 W
I1	1223m	51.70430 N	4.31667 W
Pit Entry	2067m	51.70391 N	4.32452 W
Pit Exit	100m after FL	51.70664 N	4.32301 W
Pit Entry–Pit Exit	337m, 24.3s @50kph,	20.2s @60kph	

All results available at www.tsl-timing.com

BMCRC - MRO Championships 2023 - Rnd 2 @ Pembrey
DFDS Yamaha Past Masters
QUALIFYING - CLASSIFICATION

POS	NO	CL	PIC NAME	ENTRY	TIME	ON	LAPS	GAP	DIFF	MPH
1	51		1 Kevin WHOLEY	Yamaha TZR - Twistgrip Motorcycles	1:04.842	10	11			80.83
2	13		2 Doug EDMONDSON	Yamaha TZR250 - Stan Stephens Tuning	1:05.245	5	11	0.403	0.403	80.33
3	19		3 Peter BRANTON	Yamaha TZR 250 -	1:05.313	5	11	0.471	0.068	80.25
4	22		4 Rik BALLERINI	Yamaha TZR 250 - SCLS LTD, CAMBRIDGE MC, GE	1:05.874	5	9	1.032	0.561	79.57
5	28		5 Liam McCARTER	Yamaha TZR - Katie McCarter	1:06.534	4	4	1.692	0.660	78.78
6	74		6 Paul WHITBY	Yamaha TZR 250 - Greybridge Ltd	1:06.670	5	11	1.828	0.136	78.62
7	117		7 Stuart HALL	Yamaha TZR250 -	1:06.989	6	11	2.147	0.319	78.24
8	27		8 Richard HAYWARD	Yamaha TZR - GForce/Hayward R Ltd/SnapOn	1:07.314	9	11	2.472	0.325	77.86
9	61		9 Paul WELCH	Yamaha TZR250 -	1:07.489	7	11	2.647	0.175	77.66
10	8		10 David BALL	Yamaha TZR250 - Gardiner Page and Roe pension co	1:07.532	4	11	2.690	0.043	77.61
11	70		11 Andrew BURSCOUGH	Yamaha YPVS 350 - 39Mad biker designs/Martitanium	1:07.780	6	10	2.938	0.248	77.33
12	57		12 Geoff MOOK	Yamaha TZR 250 -	1:08.106	5	11	3.264	0.326	76.96
13	29		13 Derek CRIPPS	Yamaha TZR - Team FBR	1:08.475	9	11	3.633	0.369	76.54
14	72	C	1 John HAMILTON	Yamaha TRZ250 - LW Racing	1:08.648	4	11	3.806	0.173	76.35
15	7		14 Pete FISHWICK	TZR250 -	1:09.061	4	11	4.219	0.413	75.89
16	26	C	2 Damian LEE	Yamaha TZR250 - Leed Autos	1:09.386	8	10	4.544	0.325	75.54
17	39	R	1 Robert KEOGH	Yamaha TZR250 -	1:09.681	7	10	4.839	0.295	75.22
18	199	C	3 Michael FROST	Yamaha TZR250 -	1:09.979	9	10	5.137	0.298	74.90
19	60	C	4 Danny GOUGH	Yamaha TZR 250 - G Force Motorcycles	1:09.999	4	10	5.157	0.020	74.88
20	34		15 Dave HARVIEK	Yamaha TZR250 2MA - HVK Performance Ltd	1:10.284	6	11	5.442	0.285	74.57
21	73	C	5 Colvin TURNER	Yamaha TZR250 -	1:10.984	3	10	6.142	0.700	73.84
22	43	C	6 Michael PINCHES	Yamaha TZR250 -	1:11.587	8	10	6.745	0.603	73.21
23	47	R	2 Roy ALDERSLADE	Yamaha TZR250 -	1:12.878	5	10	8.036	1.291	71.92
24	162		16 Darren COOPER	Yamaha TZR250 - Twistgrip Motorcycles	1:12.992	7	10	8.150	0.114	71.81
25	42	C	7 Martin PEARSON	Yamaha TZR250 -	1:13.196	7	8	8.354	0.204	71.61
26	333	C	8 Mark STUBBERFIELD	Yamaha TZR250 - Polished concrete London	1:13.347	4	5	8.505	0.151	71.46
27	100	R	3 Chris MADLEY	Yamaha TZR 250 - www.ypmrc.co.uk	1:17.097	8	10	12.255	3.750	67.98
28	71	R	4 Tess BICKERSTAFF	Yamaha TZR250 - Len Whalin	1:20.289	3	9	15.447	3.192	65.28

Weather / Track : Bright / Dry

These results are provisional until the conclusion of any judicial and technical matters.

Pembrey National: 1.4560 miles

Date: 08/04/2023 Start: 11:08 Finish: 11:21

Clerk Of Course :	Stewards :	Timekeeper : Sarah Evans
-------------------	------------	--------------------------

 Results can be found at www.tsl-timing.com

Printed - 11:23 Saturday, 08 April 2023



BMCRC - MRO Championships 2023 - Rnd 2 @ Pembrey

DFDS Yamaha Past Masters

QUALIFYING - SECTOR ANALYSIS



SECTOR 1 = FL to I1, SECTOR 2 = I1 to FL, DIFF = Difference To Personal Best Lap, P = Crossed Finish Line in Pit Lane, D = Time Disallowed

P1 51		Kevin WHOLEY		Yamaha TZR - Twistgrip Motorcycles			
IDEAL LAP TIME : 1:04.690		BEST LAP TIME : 1:04.842		DIFFERENCE : 0.152			
LAP	SECTOR 1	SECTOR 2	LAP TIME	MPH	DIFF	TIME OF DAY	
1 -	42.373	30.609	1:12.982	71.82	8.140	11:10:28.871	
2 -	39.206	30.119	1:09.325	75.60	4.483	11:11:38.196	
3 -	37.901	29.389	1:07.290	77.89	2.448	11:12:45.486	
4 -	36.426	29.127	1:05.553	79.95	0.711	11:13:51.039	
5 -	36.233	29.174	1:05.407	80.13	0.565	11:14:56.446	
6 -	36.786	29.912	1:06.698	78.58	1.856	11:16:03.144	
7 -	36.389	28.933	1:05.322 (2)	80.24	0.480	11:17:08.466	
8 -	37.527	29.330	1:06.857	78.40	2.015	11:18:15.323	
9 -	36.009	29.353	1:05.362 (3)	80.19	0.520	11:19:20.685	
10 -	35.757	29.085	1:04.842 (1)	80.83		11:20:25.527	
11 -	36.236	29.992	1:06.228	79.14	1.386	11:21:31.755	

P2 13		Doug EDMONDSON		Yamaha TZR250 - Stan Stephens Tuning			
IDEAL LAP TIME : 1:04.966		BEST LAP TIME : 1:05.245		DIFFERENCE : 0.279			
LAP	SECTOR 1	SECTOR 2	LAP TIME	MPH	DIFF	TIME OF DAY	
1 -	39.052	29.966	1:09.018	75.94	3.773	11:10:20.088	
2 -	36.624	29.858	1:06.482	78.84	1.237	11:11:26.570	
3 -	36.655	29.540	1:06.195	79.18	0.950	11:12:32.765	
4 -	37.200	29.529	1:06.729	78.55	1.484	11:13:39.494	
5 -	36.132	29.113	1:05.245 (1)	80.33		11:14:44.739	
6 -	37.397	29.691	1:07.088	78.13	1.843	11:15:51.827	
7 -	36.250	29.215	1:05.465 (3)	80.06	0.220	11:16:57.292	
8 -	36.403	29.104	1:05.507	80.01	0.262	11:18:02.799	
9 -	36.750	29.766	1:06.516	78.80	1.271	11:19:09.315	
10 -	36.580	28.834	1:05.414 (2)	80.12	0.169	11:20:14.729	
11 -	36.576	29.513	1:06.089	79.31	0.844	11:21:20.818	

P3 19		Peter BRANTON		Yamaha TZR 250 -			
IDEAL LAP TIME : 1:05.039		BEST LAP TIME : 1:05.313		DIFFERENCE : 0.274			
LAP	SECTOR 1	SECTOR 2	LAP TIME	MPH	DIFF	TIME OF DAY	
1 -	39.137	30.406	1:09.543	75.37	4.230	11:10:19.903	
2 -	37.443	29.404	1:06.847	78.41	1.534	11:11:26.750	
3 -	36.895	29.045	1:05.940	79.49	0.627	11:12:32.690	
4 -	37.013	28.792	1:05.805	79.65	0.492	11:13:38.495	
5 -	36.445	28.868	1:05.313 (1)	80.25		11:14:43.808	
6 -	36.504	29.401	1:05.905	79.53	0.592	11:15:49.713	
7 -	37.020	28.594	1:05.614 (2)	79.88	0.301	11:16:55.327	
8 -	37.513	29.429	1:06.942	78.30	1.629	11:18:02.269	
9 -	36.975	29.283	1:06.258	79.10	0.945	11:19:08.527	
10 -	36.942	28.774	1:05.716 (3)	79.76	0.403	11:20:14.243	
11 -	36.877	29.282	1:06.159	79.22	0.846	11:21:20.402	

P4 22		Rik BALLERINI		Yamaha TZR 250 - SCLS LTD, CAMBRIDGE MC, GECKO RAC			
IDEAL LAP TIME : 1:05.868		BEST LAP TIME : 1:05.874		DIFFERENCE : 0.006			
LAP	SECTOR 1	SECTOR 2	LAP TIME	MPH	DIFF	TIME OF DAY	
1 -	40.197	30.045	1:10.242	74.62	4.368	11:10:22.306	
2 -	38.713	30.096	1:08.809	76.17	2.935	11:11:31.115	
3 -	38.414	29.571	1:07.985	77.09	2.111	11:12:39.100	
4 -	37.232	29.144	1:06.376 (3)	78.96	0.502	11:13:45.476	
5 -	36.787	29.087	1:05.874 (1)	79.57		11:14:51.350	
6 -	36.781	29.483	1:06.264 (2)	79.10	0.390	11:15:57.614	
7 -	37.167	31.000	1:08.167	76.89	2.293	11:17:05.781	
8 -	3:06.035	30.759	3:36.794	24.17	2:30.920	11:20:42.575	
9 -	37.790	29.787	1:07.577	77.56	1.703	11:21:50.152	

BMCR - MRO Championships 2023 - Rnd 2 @ Pembrey

DFDS Yamaha Past Masters

QUALIFYING - SECTOR ANALYSIS



SECTOR 1 = FL to I1, SECTOR 2 = I1 to FL, DIFF = Difference To Personal Best Lap, P = Crossed Finish Line in Pit Lane, D = Time Disallowed

P5 28		Liam McCARTER		Yamaha TZR - Katie McCarter			
IDEAL LAP TIME : 1:06.534		BEST LAP TIME : 1:06.534		DIFFERENCE : 0.000			
LAP	SECTOR 1	SECTOR 2	LAP TIME	MPH	DIFF	TIME OF DAY	
1 -	40.102	31.982	1:12.084	72.71	5.550	11:10:26.910	
2 -	37.647	31.049	1:08.696 (3)	76.30	2.162	11:11:35.606	
3 -	37.265	30.098	1:07.363 (2)	77.81	0.829	11:12:42.969	
4 -	36.683	29.851	1:06.534 (1)	78.78		11:13:49.503	

P6 74		Paul WHITBY		Yamaha TZR 250 - Greybridge Ltd			
IDEAL LAP TIME : 1:06.670		BEST LAP TIME : 1:06.670		DIFFERENCE : 0.000			
LAP	SECTOR 1	SECTOR 2	LAP TIME	MPH	DIFF	TIME OF DAY	
1 -	41.011	30.197	1:11.208	73.60	4.538	11:10:21.482	
2 -	39.366	29.846	1:09.212	75.73	2.542	11:11:30.694	
3 -	38.720	30.531	1:09.251	75.68	2.581	11:12:39.945	
4 -	37.634	29.771	1:07.405 (2)	77.76	0.735	11:13:47.350	
5 -	37.174	29.496	1:06.670 (1)	78.62		11:14:54.020	
6 -	37.231	30.488	1:07.719	77.40	1.049	11:16:01.739	
7 -	38.180	30.115	1:08.295	76.74	1.625	11:17:10.034	
8 -	37.987	29.780	1:07.767	77.34	1.097	11:18:17.801	
9 -	37.175	30.338	1:07.513 (3)	77.63	0.843	11:19:25.314	
10 -	38.057	30.365	1:08.422	76.60	1.752	11:20:33.736	
11 -	38.182	29.894	1:08.076	76.99	1.406	11:21:41.812	

P7 117		Stuart HALL		Yamaha TZR250 -			
IDEAL LAP TIME : 1:06.916		BEST LAP TIME : 1:06.989		DIFFERENCE : 0.073			
LAP	SECTOR 1	SECTOR 2	LAP TIME	MPH	DIFF	TIME OF DAY	
1 -	41.795	30.668	1:12.463	72.33	5.474	11:10:29.439	
2 -	39.456	29.944	1:09.400	75.52	2.411	11:11:38.839	
3 -	38.111	30.034	1:08.145	76.91	1.156	11:12:46.984	
4 -	37.766	31.021	1:08.787	76.20	1.798	11:13:55.771	
5 -	38.089	29.931	1:08.020	77.05	1.031	11:15:03.791	
6 -	37.012	29.977	1:06.989 (1)	78.24		11:16:10.780	
7 -	37.951	30.443	1:08.394	76.63	1.405	11:17:19.174	
8 -	37.416	30.111	1:07.527	77.62	0.538	11:18:26.701	
9 -	37.274	30.095	1:07.369 (3)	77.80	0.380	11:19:34.070	
10 -	41.088	36.858	1:17.946	67.24	10.957	11:20:52.016	
11 -	37.413	29.904	1:07.317 (2)	77.86	0.328	11:21:59.333	

P8 27		Richard HAYWARD		Yamaha TZR - GForce/Hayward R Ltd/SnapOn			
IDEAL LAP TIME : 1:07.002		BEST LAP TIME : 1:07.314		DIFFERENCE : 0.312			
LAP	SECTOR 1	SECTOR 2	LAP TIME	MPH	DIFF	TIME OF DAY	
1 -	46.146	33.530	1:19.676	65.78	12.362	11:10:39.692	
2 -	44.723	30.705	1:15.428	69.49	8.114	11:11:55.120	
3 -	38.094	30.853	1:08.947	76.02	1.633	11:13:04.067	
4 -	38.688	30.317	1:09.005	75.95	1.691	11:14:13.072	
5 -	39.993	30.217	1:10.210	74.65	2.896	11:15:23.282	
6 -	38.047	30.463	1:08.510	76.50	1.196	11:16:31.792	
7 -	37.417	30.038	1:07.455 (2)	77.70	0.141	11:17:39.247	
8 -	37.361	30.464	1:07.825	77.28	0.511	11:18:47.072	
9 -	37.053	30.261	1:07.314 (1)	77.86		11:19:54.386	
10 -	37.733	30.083	1:07.816	77.29	0.502	11:21:02.202	
11 -	37.836	29.949	1:07.785 (3)	77.32	0.471	11:22:09.987	

BMCRC - MRO Championships 2023 - Rnd 2 @ Pembrey

DFDS Yamaha Past Masters

QUALIFYING - SECTOR ANALYSIS



SECTOR 1 = FL to I1, SECTOR 2 = I1 to FL, DIFF = Difference To Personal Best Lap, P = Crossed Finish Line in Pit Lane, D = Time Disallowed

P9 61 Paul WELCH		Yamaha TZR250 -				
IDEAL LAP TIME : 1:07.377		BEST LAP TIME : 1:07.489		DIFFERENCE : 0.112		
LAP	SECTOR 1	SECTOR 2	LAP TIME	MPH	DIFF	TIME OF DAY
1 -	40.427	30.807	1:11.234	73.58	3.745	11:10:21.159
2 -	38.966	30.930	1:09.896	74.99	2.407	11:11:31.055
3 -	38.715	30.786	1:09.501	75.41	2.012	11:12:40.556
4 -	37.845	30.164	1:08.009	77.07	0.520	11:13:48.565
5 -	37.868	30.175	1:08.043	77.03	0.554	11:14:56.608
6 -	37.724	29.981	1:07.705 (3)	77.41	0.216	11:16:04.313
7 -	37.600	29.889	1:07.489 (1)	77.66		11:17:11.802
8 -	37.767	30.212	1:07.979	77.10	0.490	11:18:19.781
9 -	37.752	29.777	1:07.529 (2)	77.61	0.040	11:19:27.310
10 -	39.222	30.394	1:09.616	75.29	2.127	11:20:36.926
11 -	38.537	30.434	1:08.971	75.99	1.482	11:21:45.897

P10 8 David BALL		Yamaha TZR250 - Gardiner Page and Roe pension consultants				
IDEAL LAP TIME : 1:07.321		BEST LAP TIME : 1:07.532		DIFFERENCE : 0.211		
LAP	SECTOR 1	SECTOR 2	LAP TIME	MPH	DIFF	TIME OF DAY
1 -	40.834	30.737	1:11.571	73.23	4.039	11:10:21.350
2 -	38.560	30.498	1:09.058	75.90	1.526	11:11:30.408
3 -	38.842	30.364	1:09.206	75.73	1.674	11:12:39.614
4 -	37.427	30.105	1:07.532 (1)	77.61		11:13:47.146
5 -	37.709	30.292	1:08.001	77.08	0.469	11:14:55.147
6 -	37.918	30.664	1:08.582	76.42	1.050	11:16:03.729
7 -	37.216	30.463	1:07.679 (2)	77.44	0.147	11:17:11.408
8 -	37.566	30.142	1:07.708 (3)	77.41	0.176	11:18:19.116
9 -	37.370	30.646	1:08.016	77.06	0.484	11:19:27.132
10 -	38.558	30.443	1:09.001	75.96	1.469	11:20:36.133
11 -	37.523	30.188	1:07.711	77.41	0.179	11:21:43.844

P11 70 Andrew BURSCOUGH		Yamaha YPVS 350 - 39Mad biker designs/Martitanium				
IDEAL LAP TIME : 1:07.517		BEST LAP TIME : 1:07.780		DIFFERENCE : 0.263		
LAP	SECTOR 1	SECTOR 2	LAP TIME	MPH	DIFF	TIME OF DAY
1 -	41.264	31.563	1:12.827	71.97	5.047	11:10:28.041
2 -	39.787	30.218	1:10.005	74.87	2.225	11:11:38.046
3 -	38.689	29.886	1:08.575 (3)	76.43	0.795	11:12:46.621
4 -	37.908	30.365	1:08.273 (2)	76.77	0.493	11:13:54.894
5 -	39.202	30.449	1:09.651	75.25	1.871	11:15:04.545
6 -	37.631	30.149	1:07.780 (1)	77.33		11:16:12.325
7 -	38.062	30.886	1:08.948	76.02	1.168	11:17:21.273
8 -	38.249	30.859	1:09.108	75.84	1.328	11:18:30.381
9 -	38.702	30.889	1:09.591	75.32	1.811	11:19:39.972
10 -	38.424	30.757	1:09.181	75.76	1.401	11:20:49.153

P12 57 Geoff MOOK		Yamaha TZR 250 -				
IDEAL LAP TIME : 1:07.712		BEST LAP TIME : 1:08.106		DIFFERENCE : 0.394		
LAP	SECTOR 1	SECTOR 2	LAP TIME	MPH	DIFF	TIME OF DAY
1 -	42.042	31.872	1:13.914	70.91	5.808	11:10:27.978
2 -	40.700	31.208	1:11.908	72.89	3.802	11:11:39.886
3 -	38.675	30.161	1:08.836	76.14	0.730	11:12:48.722
4 -	37.708	30.549	1:08.257	76.79	0.151	11:13:56.979
5 -	37.845	30.261	1:08.106 (1)	76.96		11:15:05.085
6 -	37.860	30.299	1:08.159 (3)	76.90	0.053	11:16:13.244
7 -	37.734	30.769	1:08.503	76.51	0.397	11:17:21.747
8 -	38.070	30.927	1:08.997	75.96	0.891	11:18:30.744
9 -	38.488	30.601	1:09.089	75.86	0.983	11:19:39.833
10 -	38.769	30.744	1:09.513	75.40	1.407	11:20:49.346
11 -	38.126	30.004	1:08.130 (2)	76.93	0.024	11:21:57.476

BMCRC - MRO Championships 2023 - Rnd 2 @ Pembrey

DFDS Yamaha Past Masters

QUALIFYING - SECTOR ANALYSIS



SECTOR 1 = FL to I1, SECTOR 2 = I1 to FL, DIFF = Difference To Personal Best Lap, P = Crossed Finish Line in Pit Lane, D = Time Disallowed

P13 29		Derek CRIPPS		Yamaha TZR - Team FBR			
IDEAL LAP TIME : 1:08.142		BEST LAP TIME : 1:08.475		DIFFERENCE : 0.333			
LAP	SECTOR 1	SECTOR 2	LAP TIME	MPH	DIFF	TIME OF DAY	
1 -	46.157	35.652	1:21.809	64.07	13.334	11:10:38.183	
2 -	40.805	31.261	1:12.066	72.73	3.591	11:11:50.249	
3 -	38.739	31.188	1:09.927	74.95	1.452	11:13:00.176	
4 -	38.296	31.074	1:09.370	75.56	0.895	11:14:09.546	
5 -	38.291	30.897	1:09.188	75.75	0.713	11:15:18.734	
6 -	37.669	30.877	1:08.546 (2)	76.46	0.071	11:16:27.280	
7 -	38.222	30.982	1:09.204	75.74	0.729	11:17:36.484	
8 -	37.857	31.419	1:09.276	75.66	0.801	11:18:45.760	
9 -	37.895	30.580	1:08.475 (1)	76.54		11:19:54.235	
10 -	38.420	30.648	1:09.068	75.89	0.593	11:21:03.303	
11 -	37.562	31.085	1:08.647 (3)	76.35	0.172	11:22:11.950	

P14 72 C		John HAMILTON		Yamaha TRZ250 - LW Racing			
IDEAL LAP TIME : 1:08.648		BEST LAP TIME : 1:08.648		DIFFERENCE : 0.000			
LAP	SECTOR 1	SECTOR 2	LAP TIME	MPH	DIFF	TIME OF DAY	
1 -	43.513	32.843	1:16.356	68.64	7.708	11:10:27.286	
2 -	41.098	30.985	1:12.083	72.71	3.435	11:11:39.369	
3 -	39.751	30.870	1:10.621	74.22	1.973	11:12:49.990	
4 -	38.183	30.465	1:08.648 (1)	76.35		11:13:58.638	
5 -	39.210	31.343	1:10.553	74.29	1.905	11:15:09.191	
6 -	39.085	31.356	1:10.441	74.41	1.793	11:16:19.632	
7 -	39.504	31.507	1:11.011	73.81	2.363	11:17:30.643	
8 -	40.718	31.124	1:11.842	72.96	3.194	11:18:42.485	
9 -	39.013	31.429	1:10.442	74.41	1.794	11:19:52.927	
10 -	39.108	30.987	1:10.095 (3)	74.77	1.447	11:21:03.022	
11 -	38.419	30.543	1:08.962 (2)	76.00	0.314	11:22:11.984	

P15 7		Pete FISHWICK		TZR250 -			
IDEAL LAP TIME : 1:09.047		BEST LAP TIME : 1:09.061		DIFFERENCE : 0.014			
LAP	SECTOR 1	SECTOR 2	LAP TIME	MPH	DIFF	TIME OF DAY	
1 -	42.922	31.977	1:14.899	69.98	5.838	11:10:30.974	
2 -	39.832	30.761	1:10.593	74.25	1.532	11:11:41.567	
3 -	38.825	30.582	1:09.407 (2)	75.51	0.346	11:12:50.974	
4 -	38.465	30.596	1:09.061 (1)	75.89		11:14:00.035	
5 -	38.966	30.712	1:09.678	75.22	0.617	11:15:09.713	
6 -	38.760	31.335	1:10.095	74.77	1.034	11:16:19.808	
7 -	38.807	30.859	1:09.666 (3)	75.23	0.605	11:17:29.474	
8 -	39.794	30.968	1:10.762	74.07	1.701	11:18:40.236	
9 -	39.055	30.663	1:09.718	75.18	0.657	11:19:49.954	
10 -	39.476	31.169	1:10.645	74.19	1.584	11:21:00.599	
11 -	39.987	31.172	1:11.159	73.66	2.098	11:22:11.758	

P16 26 C		Damian LEE		Yamaha TZR250 - Leed Autos			
IDEAL LAP TIME : 1:08.950		BEST LAP TIME : 1:09.386		DIFFERENCE : 0.436			
LAP	SECTOR 1	SECTOR 2	LAP TIME	MPH	DIFF	TIME OF DAY	
1 -	45.651	37.612	1:23.263	62.95	13.877	11:10:42.953	
2 -	44.402	34.385	1:18.787	66.52	9.401	11:12:01.740	
3 -	45.170	33.839	1:19.009	66.34	9.623	11:13:20.749	
4 -	40.067	31.058	1:11.125	73.69	1.739	11:14:31.874	
5 -	38.668	31.153	1:09.821 (3)	75.07	0.435	11:15:41.695	
6 -	39.532	32.383	1:11.915	72.88	2.529	11:16:53.610	
7 -	38.592	31.346	1:09.938	74.94	0.552	11:18:03.548	
8 -	37.892	31.494	1:09.386 (1)	75.54		11:19:12.934	
9 -	38.201	31.185	1:09.386 (1)	75.54		11:20:22.320	
10 -	39.212	31.964	1:11.176	73.64	1.790	11:21:33.496	

BMCRC - MRO Championships 2023 - Rnd 2 @ Pembrey

DFDS Yamaha Past Masters

QUALIFYING - SECTOR ANALYSIS



SECTOR 1 = FL to I1, SECTOR 2 = I1 to FL, DIFF = Difference To Personal Best Lap, P = Crossed Finish Line in Pit Lane, D = Time Disallowed

P17 39 R		Robert KEOGH		Yamaha TZR250 -			
IDEAL LAP TIME : 1:09.681		BEST LAP TIME : 1:09.681		DIFFERENCE : 0.000			
LAP	SECTOR 1	SECTOR 2	LAP TIME	MPH	DIFF	TIME OF DAY	
1 -	45.664	37.134	1:22.798	63.30	13.117	11:10:45.785	
2 -	42.161	42.125	1:24.286	62.18	14.605	11:12:10.071	
3 -	39.593	32.135	1:11.728 (3)	73.07	2.047	11:13:21.799	
4 -	39.344	31.290	1:10.634 (2)	74.20	0.953	11:14:32.433	
5 -	42.406	32.402	1:14.808	70.06	5.127	11:15:47.241	
6 -	40.078	33.098	1:13.176	71.63	3.495	11:17:00.417	
7 -	38.409	31.272	1:09.681 (1)	75.22		11:18:10.098	
8 -	40.877	35.989	1:16.866	68.19	7.185	11:19:26.964	
9 -	43.682	34.953	1:18.635	66.65	8.954	11:20:45.599	
10 -	40.373	35.239	1:15.612	69.32	5.931	11:22:01.211	

P18 199 C		Michael FROST		Yamaha TZR250 -			
IDEAL LAP TIME : 1:09.932		BEST LAP TIME : 1:09.979		DIFFERENCE : 0.047			
LAP	SECTOR 1	SECTOR 2	LAP TIME	MPH	DIFF	TIME OF DAY	
1 -	46.805	34.927	1:21.732	64.13	11.753	11:10:41.581	
2 -	42.752	31.359	1:14.111	70.72	4.132	11:11:55.692	
3 -	41.206	32.922	1:14.128	70.71	4.149	11:13:09.820	
4 -	39.487	31.631	1:11.118	73.70	1.139	11:14:20.938	
5 -	39.781	31.518	1:11.299	73.51	1.320	11:15:32.237	
6 -	39.412	30.629	1:10.041 (2)	74.83	0.062	11:16:42.278	
7 -	39.303	31.848	1:11.151	73.66	1.172	11:17:53.429	
8 -	39.485	31.062	1:10.547 (3)	74.29	0.568	11:19:03.976	
9 -	39.324	30.655	1:09.979 (1)	74.90		11:20:13.955	
10 -	40.194	30.782	1:10.976	73.85	0.997	11:21:24.931	

P19 60 C		Danny GOUGH		Yamaha TZR 250 - G Force Motorcycles			
IDEAL LAP TIME : 1:09.999		BEST LAP TIME : 1:09.999		DIFFERENCE : 0.000			
LAP	SECTOR 1	SECTOR 2	LAP TIME	MPH	DIFF	TIME OF DAY	
1 -	46.265	33.325	1:19.590	65.85	9.591	11:10:40.379	
2 -	42.817	31.946	1:14.763	70.10	4.764	11:11:55.142	
3 -	39.234	32.115	1:11.349	73.46	1.350	11:13:06.491	
4 -	38.904	31.095	1:09.999 (1)	74.88		11:14:16.490	
5 -	39.306	31.435	1:10.741	74.09	0.742	11:15:27.231	
6 -	39.284	31.559	1:10.843	73.98	0.844	11:16:38.074	
7 -	38.908	31.598	1:10.506 (2)	74.34	0.507	11:17:48.580	
8 -	38.967	31.624	1:10.591 (3)	74.25	0.592	11:18:59.171	
9 -	39.472	31.894	1:11.366	73.44	1.367	11:20:10.537	
10 -	40.167	31.781	1:11.948	72.85	1.949	11:21:22.485	

P20 34		Dave HARVIEK		Yamaha TZR250 2MA - HVK Performance Ltd			
IDEAL LAP TIME : 1:10.077		BEST LAP TIME : 1:10.284		DIFFERENCE : 0.207			
LAP	SECTOR 1	SECTOR 2	LAP TIME	MPH	DIFF	TIME OF DAY	
1 -	43.340	32.530	1:15.870	69.08	5.586	11:10:30.503	
2 -	40.004	32.863	1:12.867	71.93	2.583	11:11:43.370	
3 -	39.649	31.797	1:11.446	73.36	1.162	11:12:54.816	
4 -	39.397	31.937	1:11.334	73.47	1.050	11:14:06.150	
5 -	39.017	31.358	1:10.375 (2)	74.48	0.091	11:15:16.525	
6 -	39.119	31.165	1:10.284 (1)	74.57		11:16:26.809	
7 -	38.969	31.591	1:10.560	74.28	0.276	11:17:37.369	
8 -	38.912	31.637	1:10.549 (3)	74.29	0.265	11:18:47.918	
9 -	39.174	31.773	1:10.947	73.88	0.663	11:19:58.865	
10 -	39.537	31.380	1:10.917	73.91	0.633	11:21:09.782	
11 -	40.799	32.229	1:13.028	71.77	2.744	11:22:22.810	

BMCRC - MRO Championships 2023 - Rnd 2 @ Pembrey

DFDS Yamaha Past Masters

QUALIFYING - SECTOR ANALYSIS



SECTOR 1 = FL to I1, SECTOR 2 = I1 to FL, DIFF = Difference To Personal Best Lap, P = Crossed Finish Line in Pit Lane, D = Time Disallowed

P21 73 C		Colvin TURNER		Yamaha TZR250 -			
IDEAL LAP TIME : 1:10.823		BEST LAP TIME : 1:10.984		DIFFERENCE : 0.161			
LAP	SECTOR 1	SECTOR 2	LAP TIME	MPH	DIFF	TIME OF DAY	
1 -	42.569	34.235	1:16.804	68.24	5.820	11:10:37.808	
2 -	41.423	33.167	1:14.590	70.27	3.606	11:11:52.398	
3 -	39.181	31.803	1:10.984 (1)	73.84		11:13:03.382	
4 -	40.417	31.642	1:12.059	72.74	1.075	11:14:15.441	
5 -	41.820	32.010	1:13.830	70.99	2.846	11:15:29.271	
6 -	40.366	32.121	1:12.487	72.31	1.503	11:16:41.758	
7 -	40.190	31.770	1:11.960 (3)	72.84	0.976	11:17:53.718	
8 -	41.811	33.035	1:14.846	70.03	3.862	11:19:08.564	
9 -	39.273	32.286	1:11.559 (2)	73.24	0.575	11:20:20.123	
10 -	41.868	32.255	1:14.123	70.71	3.139	11:21:34.246	

P22 43 C		Michael PINCHES		Yamaha TZR250 -			
IDEAL LAP TIME : 1:11.470		BEST LAP TIME : 1:11.587		DIFFERENCE : 0.117			
LAP	SECTOR 1	SECTOR 2	LAP TIME	MPH	DIFF	TIME OF DAY	
1 -	44.632	35.137	1:19.769	65.70	8.182	11:10:38.026	
2 -	41.941	33.458	1:15.399	69.51	3.812	11:11:53.425	
3 -	40.434	33.761	1:14.195	70.64	2.608	11:13:07.620	
4 -	39.863	33.367	1:13.230	71.57	1.643	11:14:20.850	
5 -	53.594	37.617	1:31.211	57.46	19.624	11:15:52.061	
6 -	42.123	32.977	1:15.100	69.79	3.513	11:17:07.161	
7 -	41.155	32.430	1:13.585	71.23	1.998	11:18:20.746	
8 -	39.617	31.970	1:11.587 (1)	73.21		11:19:32.333	
9 -	40.251	32.500	1:12.751 (3)	72.04	1.164	11:20:45.084	
10 -	39.755	31.853	1:11.608 (2)	73.19	0.021	11:21:56.692	

P23 47 R		Roy ALDERSLADE		Yamaha TZR250 -			
IDEAL LAP TIME : 1:12.216		BEST LAP TIME : 1:12.878		DIFFERENCE : 0.662			
LAP	SECTOR 1	SECTOR 2	LAP TIME	MPH	DIFF	TIME OF DAY	
1 -	46.042	35.072	1:21.114	64.62	8.236	11:10:42.743	
2 -	42.658	34.929	1:17.587	67.55	4.709	11:12:00.330	
3 -	42.605	32.181	1:14.786	70.08	1.908	11:13:15.116	
4 -	40.864	32.137	1:13.001 (3)	71.80	0.123	11:14:28.117	
5 -	40.648	32.230	1:12.878 (1)	71.92		11:15:40.995	
6 -	40.662	32.338	1:13.000 (2)	71.80	0.122	11:16:53.995	
7 -	41.538	31.568	1:13.106	71.69	0.228	11:18:07.101	
8 -	41.349	32.933	1:14.282	70.56	1.404	11:19:21.383	
9 -	41.761	32.840	1:14.601	70.26	1.723	11:20:35.984	
10 -	42.912	33.042	1:15.954	69.01	3.076	11:21:51.938	

P24 162		Darren COOPER		Yamaha TZR250 - Twistgrip Motorcycles			
IDEAL LAP TIME : 1:12.992		BEST LAP TIME : 1:12.992		DIFFERENCE : 0.000			
LAP	SECTOR 1	SECTOR 2	LAP TIME	MPH	DIFF	TIME OF DAY	
1 -	45.080	34.160	1:19.240	66.14	6.248	11:10:38.795	
2 -	43.306	32.888	1:16.194	68.79	3.202	11:11:54.989	
3 -	41.695	32.986	1:14.681	70.18	1.689	11:13:09.670	
4 -	41.143	32.532	1:13.675 (2)	71.14	0.683	11:14:23.345	
5 -	42.015	33.743	1:15.758	69.18	2.766	11:15:39.103	
6 -	41.426	33.002	1:14.428 (3)	70.42	1.436	11:16:53.531	
7 -	40.660	32.332	1:12.992 (1)	71.81		11:18:06.523	
8 -	41.565	32.929	1:14.494	70.36	1.502	11:19:21.017	
9 -	41.818	32.873	1:14.691	70.17	1.699	11:20:35.708	
10 -	42.877	33.295	1:16.172	68.81	3.180	11:21:51.880	

BMCR - MRO Championships 2023 - Rnd 2 @ Pembrey

DFDS Yamaha Past Masters

QUALIFYING - SECTOR ANALYSIS



SECTOR 1 = FL to I1, SECTOR 2 = I1 to FL, DIFF = Difference To Personal Best Lap, P = Crossed Finish Line in Pit Lane, D = Time Disallowed

P25 42 C		Martin PEARSON		Yamaha TZR250 -			
IDEAL LAP TIME : 1:13.196		BEST LAP TIME : 1:13.196		DIFFERENCE : 0.000			
LAP	SECTOR 1	SECTOR 2	LAP TIME	MPH	DIFF	TIME OF DAY	
1 -	43.210	32.826	1:16.036	68.93	2.840	11:10:27.158	
2 -	43.223	32.813	1:16.036	68.93	2.840	11:11:43.194	
3 -	41.909	32.618	1:14.527	70.33	1.331	11:12:57.721	
4 -	41.480	32.350	1:13.830 (2)	70.99	0.634	11:14:11.551	
5 -	41.920	32.447	1:14.367	70.48	1.171	11:15:25.918	
6 -	41.653	32.535	1:14.188 (3)	70.65	0.992	11:16:40.106	
7 -	41.004	32.192	1:13.196 (1)	71.61		11:17:53.302	
8 -	41.964	IN PIT	1:40.084 P	52.37	26.888	11:19:33.386	

P26 333 C		Mark STUBBERFIELD		Yamaha TZR250 - Polished concrete London			
IDEAL LAP TIME : 1:13.239		BEST LAP TIME : 1:13.347		DIFFERENCE : 0.108			
LAP	SECTOR 1	SECTOR 2	LAP TIME	MPH	DIFF	TIME OF DAY	
1 -	45.397	34.988	1:20.385	65.20	7.038	11:10:37.044	
2 -	41.960	33.836	1:15.796 (3)	69.15	2.449	11:11:52.840	
3 -	40.993	33.490	1:14.483 (2)	70.37	1.136	11:13:07.323	
4 -	39.749	33.598	1:13.347 (1)	71.46		11:14:20.670	
5 -	42.557	IN PIT	1:31.684 P	57.17	18.337	11:15:52.354	

P27 100 R		Chris MADLEY		Yamaha TZR 250 - www.ypmrc.co.uk			
IDEAL LAP TIME : 1:16.250		BEST LAP TIME : 1:17.097		DIFFERENCE : 0.847			
LAP	SECTOR 1	SECTOR 2	LAP TIME	MPH	DIFF	TIME OF DAY	
1 -	47.350	36.174	1:23.524	62.75	6.427	11:10:38.538	
2 -	46.529	34.740	1:21.269	64.49	4.172	11:11:59.807	
3 -	44.638	34.512	1:19.150	66.22	2.053	11:13:18.957	
4 -	44.399	34.166	1:18.565	66.71	1.468	11:14:37.522	
5 -	43.791	34.607	1:18.398	66.85	1.301	11:15:55.920	
6 -	44.568	33.692	1:18.260	66.97	1.163	11:17:14.180	
7 -	43.381	34.427	1:17.808 (3)	67.36	0.711	11:18:31.988	
8 -	42.558	34.539	1:17.097 (1)	67.98		11:19:49.085	
9 -	44.462	33.952	1:18.414	66.84	1.317	11:21:07.499	
10 -	42.876	34.236	1:17.112 (2)	67.97	0.015	11:22:24.611	

P28 71 R		Tess BICKERSTAFF		Yamaha TZR250 - Len Whalin			
IDEAL LAP TIME : 1:20.169		BEST LAP TIME : 1:20.289		DIFFERENCE : 0.120			
LAP	SECTOR 1	SECTOR 2	LAP TIME	MPH	DIFF	TIME OF DAY	
1 -	48.081	36.023	1:24.104	62.32	3.815	11:10:37.591	
2 -	46.780	37.053	1:23.833	62.52	3.544	11:12:01.424	
3 -	45.378	34.911	1:20.289 (1)	65.28		11:13:21.713	
4 -	45.285	35.251	1:20.536 (2)	65.08	0.247	11:14:42.249	
5 -	45.610	36.179	1:21.789	64.08	1.500	11:16:04.038	
6 -	46.206	35.830	1:22.036	63.89	1.747	11:17:26.074	
7 -	45.258	36.133	1:21.391 (3)	64.40	1.102	11:18:47.465	
8 -	46.195	36.057	1:22.252	63.72	1.963	11:20:09.717	
9 -	46.903	37.260	1:24.163	62.27	3.874	11:21:33.880	

BMCRC - MRO Championships 2023 - Rnd 2 @ Pembrey

DFDS Yamaha Past Masters

QUALIFYING - BEST SECTORS

SECTOR 1			SECTOR 2			IDEAL / BEST COMPARISON						
POS	NO	NAME	TIME	NO	NAME	TIME	POS	NO	NAME	IDEAL	BEST	DIFF
1	51	WHOLEY	35.757	19	BRANTON	28.594	1	51	WHOLEY	1:04.690	1:04.842	0.152
2	13	EDMONDSON	36.132	13	EDMONDSON	28.834	2	13	EDMONDSON	1:04.966	1:05.245	0.279
3	19	BRANTON	36.445	51	WHOLEY	28.933	3	19	BRANTON	1:05.039	1:05.313	0.274
4	28	McCARTER	36.683	22	BALLERINI	29.087	4	22	BALLERINI	1:05.868	1:05.874	0.006
5	22	BALLERINI	36.781	74	WHITBY	29.496	5	28	McCARTER	1:06.534	1:06.534	0.000
6	117	HALL	37.012	61	WELCH	29.777	6	74	WHITBY	1:06.670	1:06.670	0.000
7	27	HAYWARD	37.053	28	McCARTER	29.851	7	117	HALL	1:06.916	1:06.989	0.073
8	74	WHITBY	37.174	70	BURSCOUGH	29.886	8	27	HAYWARD	1:07.002	1:07.314	0.312
9	8	BALL	37.216	117	HALL	29.904	9	8	BALL	1:07.321	1:07.532	0.211
10	29	CRIPPS	37.562	27	HAYWARD	29.949	10	61	WELCH	1:07.377	1:07.489	0.112
11	61	WELCH	37.600	57	MOOK	30.004	11	70	BURSCOUGH	1:07.517	1:07.780	0.263
12	70	BURSCOUGH	37.631	8	BALL	30.105	12	57	MOOK	1:07.712	1:08.106	0.394
13	57	MOOK	37.708	72	HAMILTON	30.465	13	29	CRIPPS	1:08.142	1:08.475	0.333
14	26	LEE	37.892	29	CRIPPS	30.580	14	72	HAMILTON	1:08.648	1:08.648	0.000
15	72	HAMILTON	38.183	7	FISHWICK	30.582	15	26	LEE	1:08.950	1:09.386	0.436
16	39	KEOGH	38.409	199	FROST	30.629	16	7	FISHWICK	1:09.047	1:09.061	0.014
17	7	FISHWICK	38.465	26	LEE	31.058	17	39	KEOGH	1:09.681	1:09.681	0.000
18	60	GOUGH	38.904	60	GOUGH	31.095	18	199	FROST	1:09.932	1:09.979	0.047
19	34	HARVIEK	38.912	34	HARVIEK	31.165	19	60	GOUGH	1:09.999	1:09.999	0.000
20	73	TURNER	39.181	39	KEOGH	31.272	20	34	HARVIEK	1:10.077	1:10.284	0.207
21	199	FROST	39.303	47	ALDERSLADE	31.568	21	73	TURNER	1:10.823	1:10.984	0.161
22	43	PINCHES	39.617	73	TURNER	31.642	22	43	PINCHES	1:11.470	1:11.587	0.117
23	333	STUBBERFIELD	39.749	43	PINCHES	31.853	23	47	ALDERSLADE	1:12.216	1:12.878	0.662
24	47	ALDERSLADE	40.648	42	PEARSON	32.192	24	162	COOPER	1:12.992	1:12.992	0.000
25	162	COOPER	40.660	162	COOPER	32.332	25	42	PEARSON	1:13.196	1:13.196	0.000
26	42	PEARSON	41.004	333	STUBBERFIELD	33.490	26	333	STUBBERFIELD	1:13.239	1:13.347	0.108
27	100	MADLEY	42.558	100	MADLEY	33.692	27	100	MADLEY	1:16.250	1:17.097	0.847
28	71	BICKERSTAFF	45.258	71	BICKERSTAFF	34.911	28	71	BICKERSTAFF	1:20.169	1:20.289	0.120

BMCRC - MRO Championships 2023 - Rnd 2 @ Pembrey

DFDS Yamaha Past Masters

QUALIFYING - STATISTICS

Competitors Started	28
Planned Start	2023-04-08 @ 11:16:00.000
Actual Start	2023-04-08 @ 11:08:54.496
Finish Time	2023-04-08 @ 11:21:19.421
Track Length	1.4560mi.
Total Laps	278
Total Distance Covered	404.7680mi.

Session Fastest Lap History

NO	CL	NAME	LAP TIME	TIME OF DAY	LAP	VEHICLE
19		Peter BRANTON	1:09.543	11:10:19.934	1	Yamaha TZR 250
13		Doug EDMONDSON	1:09.018	11:10:20.102	1	Yamaha TZR250
13		Doug EDMONDSON	1:06.482	11:11:26.585	2	Yamaha TZR250
19		Peter BRANTON	1:05.940	11:12:32.723	3	Yamaha TZR 250
19		Peter BRANTON	1:05.805	11:13:38.527	4	Yamaha TZR 250
51		Kevin WHOLEY	1:05.553	11:13:51.069	4	Yamaha TZR
19		Peter BRANTON	1:05.313	11:14:43.840	5	Yamaha TZR 250
13		Doug EDMONDSON	1:05.245	11:14:44.753	5	Yamaha TZR250
51		Kevin WHOLEY	1:04.842	11:20:25.556	10	Yamaha TZR

Flag History

TYPE	TIME OF DAY
GREEN	11:08:54.496
FINISH	11:21:19.421

Flag Statistics

TYPE	COUNT	TOTAL LAPS	TOTAL TIME
Green	1	11	14:01.650
Red	0	0	0.000
Safety Car	0	0	0.000
FCY	0	0	0.000

BMCRC - MRO Championships 2023 - Rnd 2 @ Pembrey

DFDS Yamaha Past Masters

QUALIFYING - STATISTICS

CLASS :

16 Starters

Fastest Lap History

NO	NAME	LAP TIME	TIME OF DAY	LAP	VEHICLE
19	Peter BRANTON	1:09.543	11:10:19.934	1	Yamaha TZR 250
13	Doug EDMONDSON	1:09.018	11:10:20.102	1	Yamaha TZR250
13	Doug EDMONDSON	1:06.482	11:11:26.585	2	Yamaha TZR250
19	Peter BRANTON	1:05.940	11:12:32.723	3	Yamaha TZR 250
19	Peter BRANTON	1:05.805	11:13:38.527	4	Yamaha TZR 250
51	Kevin WHOLEY	1:05.553	11:13:51.069	4	Yamaha TZR
19	Peter BRANTON	1:05.313	11:14:43.840	5	Yamaha TZR 250
13	Doug EDMONDSON	1:05.245	11:14:44.753	5	Yamaha TZR250
51	Kevin WHOLEY	1:04.842	11:20:25.556	10	Yamaha TZR

BMCRC - MRO Championships 2023 - Rnd 2 @ Pembrey

DFDS Yamaha Past Masters

QUALIFYING - STATISTICS

CLASS : C

8 Starters

Fastest Lap History

NO	NAME	LAP TIME	TIME OF DAY	LAP	VEHICLE
42	Martin PEARSON	1:16.036	11:10:27.195	1	Yamaha TZR250
72	John HAMILTON	1:12.083	11:11:39.405	2	Yamaha TRZ250
72	John HAMILTON	1:10.621	11:12:50.025	3	Yamaha TRZ250
72	John HAMILTON	1:08.648	11:13:58.674	4	Yamaha TRZ250

BMCRC - MRO Championships 2023 - Rnd 2 @ Pembrey

DFDS Yamaha Past Masters

QUALIFYING - STATISTICS

CLASS : R

4 Starters

Fastest Lap History

NO	NAME	LAP TIME	TIME OF DAY	LAP	VEHICLE
71	Tess BICKERSTAFF	1:24.104	11:10:37.629	1	Yamaha TZR250
100	Chris MADLEY	1:23.524	11:10:38.578	1	Yamaha TZR 250
47	Roy ALDERSLADE	1:21.114	11:10:42.761	1	Yamaha TZR250
47	Roy ALDERSLADE	1:17.587	11:12:00.352	2	Yamaha TZR250
47	Roy ALDERSLADE	1:14.786	11:13:15.132	3	Yamaha TZR250
39	Robert KEOGH	1:11.728	11:13:21.799	3	Yamaha TZR250
39	Robert KEOGH	1:10.634	11:14:32.450	4	Yamaha TZR250
39	Robert KEOGH	1:09.681	11:18:10.115	7	Yamaha TZR250

BMCRC - MRO Championships 2023 - Rnd 2 @ Pembrey
DFDS Yamaha Past Masters
RACE 10 - GRID (8 Laps)

ROW 10	1		1		28	71 Tess BICKERSTAFF	1:20.289			
ROW 9		27	100 Chris MADLEY	1:17.097	26	333 Mark STUBBERFIELD	1:13.347	25	42 Martin PEARSON	1:13.196
ROW 8	24	162 Darren COOPER	1:12.992	23	47 Roy ALDERSLADE	1:12.878	22	43 Michael PINCHES	1:11.587	
ROW 7		21	73 Colvin TURNER	1:10.984	20	34 Dave HARVIEK	1:10.284	19	60 Danny GOUGH	1:09.999
ROW 6	18	199 Michael FROST	1:09.979	17	39 Robert KEOGH	1:09.681	16	26 Damian LEE	1:09.386	
ROW 5		15	7 Pete FISHWICK	1:09.061	14	72 John HAMILTON	1:08.648	13	29 Derek CRIPPS	1:08.475
ROW 4	12	57 Geoff MOOK	1:08.106	11	70 Andrew BURSCOUGH	1:07.780	10	8 David BALL	1:07.532	
ROW 3		9	61 Paul WELCH	1:07.489	8	27 Richard HAYWARD	1:07.314	7	117 Stuart HALL	1:06.989
ROW 2	6	74 Paul WHITBY	1:06.670	5	28 Liam McCARTER	1:06.534	4	22 Rik BALLERINI	1:05.874	
ROW 1		3	19 Peter BRANTON	1:05.313	2	13 Doug EDMONDSON	1:05.245	1	51 Kevin WHOLEY	1:04.842
Pole										

Pembrey National: 1.4560 miles

These results are provisional until the conclusion of any judicial and technical matters.

Clerk Of Course :	Stewards :	Timekeeper : Sarah Evans
-------------------	------------	--------------------------

 Results can be found at www.tsl-timing.com

Printed - 11:24 Saturday, 08 April 2023



BMCRC - MRO Championships 2023 - Rnd 2 @ Pembrey
DFDS Yamaha Past Masters
RACE 10 - CLASSIFICATION - AMENDED

POS	NO	CL	PIC NAME	ENTRY	LAPS	TIME	GAP	DIFF	MPH	BEST	ON
1	51		Kevin WHOLEY	Yamaha TZR - Twistgrip Motorcycles	8	8:44.504			79.94	1:04.078	5
2	19		Peter BRANTON	Yamaha TZR 250 -	8	8:50.648	6.144	6.144	79.02	1:05.152	5
3	13		Doug EDMONDSON	Yamaha TZR250 - Stan Stephens Tuning	8	8:51.576	7.072	0.928	78.88	1:05.444	2
4	117		Stuart HALL	Yamaha TZR250 -	8	8:57.255	12.751	5.679	78.04	1:05.539	2
5	27		Richard HAYWARD	Yamaha TZR - GForce/Hayward R Ltd/SnapOn	8	9:04.185	19.681	6.930	77.05	1:05.860	8
6	70		Andrew BURSCOUGH	Yamaha YPVS 350 - 39Mad biker designs/Martitaniu	8	9:05.063	20.559	0.878	76.93	1:06.590	8
7	61		Paul WELCH	Yamaha TZR250 -	8	9:05.493	20.989	0.430	76.87	1:06.314	8
8	8		David BALL	Yamaha TZR250 - Gardiner Page and Roe pension	8	9:08.008	23.504	2.515	76.51	1:07.062	4
9	28		Liam McCARTER	Yamaha TZR - Katie McCarter	8	9:08.294	23.790	0.286	76.47	1:07.118	3
10	57		Geoff MOOK	Yamaha TZR 250 -	8	9:10.671	26.167	2.377	76.14	1:07.562	5
11	74*		Paul WHITBY	Yamaha TZR 250 - Greybridge Ltd	8	9:13.817	29.313	3.146	75.71	1:06.482	8
12	26	C	Damian LEE	Yamaha TZR250 - Leed Autos	8	9:19.494	34.990	5.677	74.94	1:08.321	2
13	29		Derek CRIPPS	Yamaha TZR - Team FBR	8	9:20.065	35.561	0.571	74.87	1:08.414	2
14	72	C	John HAMILTON	Yamaha TRZ250 - LW Racing	8	9:21.541	37.037	1.476	74.67	1:08.253	2
15	60	C	Danny GOUGH	Yamaha TZR 250 - G Force Motorcycles	8	9:34.676	50.172	13.135	72.96	1:09.711	2
16	7		Pete FISHWICK	TZR250 -	8	9:35.044	50.540	0.368	72.92	1:10.278	4
17	199	C	Michael FROST	Yamaha TZR250 -	8	9:39.678	55.174	4.634	72.33	1:10.527	6
18	42	C	Martin PEARSON	Yamaha TZR250 -	8	9:41.369	56.865	1.691	72.12	1:10.531	8
19	43	C	Michael PINCHES	Yamaha TZR250 -	8	9:44.417	59.913	3.048	71.75	1:10.523	8
20	333	C	Mark STUBBERFIELD	Yamaha TZR250 - Polished concrete London	8	9:51.608	1:07.104	7.191	70.87	1:11.315	2
21	47	R	Roy ALDERSLADE	Yamaha TZR250 -	8	9:51.750	1:07.246	0.142	70.86	1:11.849	3
22	100	R	Chris MADLEY	Yamaha TZR 250 - www.ypmrc.co.uk	7	9:03.379	1 Lap	1 Lap	67.52	1:14.875	4
23	71	R	Tess BICKERSTAFF	Yamaha TZR250 - Len Whalin	7	9:21.927	1 Lap	18.548	65.29	1:16.058	2

NOT CLASSIFIED

DNF	39	R	Robert KEOGH	Yamaha TZR250 -	6	7:07.157	2 Laps	1 Lap	73.62	1:08.807	5
DNF	162		Darren COOPER	Yamaha TZR250 - Twistgrip Motorcycles	6	7:49.821	2 Laps	42.664	66.93	1:13.580	2
DNF	34		Dave HARVIEK	Yamaha TZR250 2MA - HVK Performance Ltd	4	4:54.237	4 Laps	2 Laps	71.25	1:10.934	2
DNF	22		Rik BALLERINI	Yamaha TZR 250 - SCLS LTD, CAMBRIDGE MC, I	0						
DNF	73	C	Colvin TURNER	Yamaha TZR250 -	0						

FASTEST LAP

51			Kevin WHOLEY	Yamaha TZR - Twistgrip Motorcycles	5	1:04.078	81.80 mph	131.64 kph
72	C		John HAMILTON	Yamaha TRZ250 - LW Racing	2	1:08.253	76.79 mph	123.59 kph
39	R		Robert KEOGH	Yamaha TZR250 -	5	1:08.807	76.17 mph	122.59 kph

Bike 74 - 10 second penalty - Jump Start
Class - 92.5% of Race Speed = 73.94 mph
Class C - 92.5% of Race Speed = 69.31 mph
Class R - 92.5% of Race Speed = 65.54 mph

Race Distance: 8 Laps / 11.64 miles

Pembrey National: 1.4560 miles

Date: 08/04/2023 Start: 14:53 Finish: 15:02

Weather / Track : Bright / Dry

These results are provisional until the conclusion of any judicial and technical matters.

Clerk Of Course :	Stewards :	Timekeeper : Sarah Evans
-------------------	------------	--------------------------

 Results can be found at www.tsl-timing.com

Printed - 11:07 Wednesday, 12 April 2023



BMCRC - MRO Championships 2023 - Rnd 2 @ Pembrey

DFDS Yamaha Past Masters

RACE 10 - LAP CHART

LAP 1 @ 14:54:37.911

NO	BEHIND	LAP TIME
19		1:10.501
51	0.147	1:10.648
13	0.817	1:11.318
117	1.469	1:11.970
70	2.067	1:12.568
27	2.605	1:13.106
61	3.557	1:14.058
28	3.699	1:14.200
74	4.093	1:14.594
8	4.360	1:14.861
26	6.007	1:16.508
57	6.078	1:16.579
29	6.498	1:16.999
72	6.750	1:17.251
7	8.457	1:18.958
60	8.708	1:19.209
34	9.358	1:19.859
39	9.835	1:20.336
333	10.007	1:20.508
42	10.506	1:21.007
199	10.658	1:21.159
47	11.025	1:21.526
162	12.676	1:23.177
43	12.925	1:23.426
71	16.417	1:26.918
100	17.147	1:27.648

LAP 2 @ 14:55:43.650

NO	BEHIND	LAP TIME
19		1:05.739
51	0.150	1:05.742
13	0.522	1:05.444
117	1.269	1:05.539
70	3.102	1:06.774
27	3.346	1:06.480
61	4.812	1:06.994
74	5.466	1:07.112
28	5.635	1:07.675
8	6.002	1:07.381
57	8.083	1:07.744
26	8.589	1:08.321
29	9.173	1:08.414
72	9.264	1:08.253
60	12.680	1:09.711
7	13.418	1:10.700
39	13.620	1:09.524
34	14.553	1:10.934
333	15.583	1:11.315
42	15.981	1:11.214
199	16.130	1:11.211
47	17.235	1:11.949
43	18.351	1:11.165
162	20.517	1:13.580
71	26.736	1:16.058
100	27.263	1:15.855

LAP 3 @ 14:56:48.874

NO	BEHIND	LAP TIME
19		1:05.224
51	0.114	1:05.188
13	1.440	1:06.142
117	1.913	1:05.868

70	5.774	1:07.896
27	5.954	1:07.832
61	6.583	1:06.995
74	7.180	1:06.938
28	7.529	1:07.118
8	8.279	1:07.501
57	10.492	1:07.633
26	11.976	1:08.611
72	12.310	1:08.270
29	12.591	1:08.642
60	17.894	1:10.438
39	18.069	1:09.673
7	18.956	1:10.762
34	21.199	1:11.870
333	23.321	1:12.962
42	23.518	1:12.761
199	23.620	1:12.714
47	23.860	1:11.849
43	24.443	1:11.316
162	29.605	1:14.312
100	38.327	1:16.288
71	39.930	1:18.418

LAP 4 @ 14:57:53.546

NO	BEHIND	LAP TIME
51		1:04.558
19	1.135	1:05.807
13	2.265	1:05.497
117	3.280	1:06.039
27	9.333	1:08.051
70	9.521	1:08.419
61	9.855	1:07.944
74	10.232	1:07.724
28	10.500	1:07.643
8	10.669	1:07.062
57	13.423	1:07.603
26	16.488	1:09.184
72	16.773	1:09.135
29	16.774	1:08.855
39	23.000	1:09.603
60	24.018	1:10.796
7	24.562	1:10.278
34	28.101	1:11.574
42	30.205	1:11.359
199	30.301	1:11.353
333	31.721	1:13.072
47	31.888	1:12.700
43	32.159	1:12.388
162	40.940	1:16.007
100	48.530	1:14.875
71	53.816	1:18.558

LAP 5 @ 14:58:57.624

NO	BEHIND	LAP TIME
51		1:04.078
19	2.209	1:05.152
13	4.188	1:06.001
117	5.097	1:05.895
70	12.835	1:07.392
27	13.023	1:07.768
74	13.170	1:07.016
61	13.481	1:07.704
8	14.281	1:07.690
28	14.439	1:08.017
57	16.907	1:07.562

26	21.352	1:08.942
29	21.660	1:08.964
72	22.083	1:09.388
39	27.729	1:08.807
60	30.693	1:10.753
7	31.245	1:10.761
199	37.329	1:11.106
42	38.567	1:12.440
333	40.747	1:13.104
47	41.038	1:13.228
43	41.214	1:13.133
162	53.020	1:16.158
100	1:00.827	1:16.375

LAP 6 @ 15:00:01.802

NO	BEHIND	LAP TIME
51		1:04.178
19	4.054	1:06.023
13	5.711	1:05.701
71	1 Lap	1:20.687
117	7.799	1:06.880
74	16.006	1:07.014
70	16.333	1:07.676
27	16.764	1:07.919
61	17.307	1:08.004
8	18.065	1:07.962
28	18.260	1:07.999
57	20.339	1:07.610
26	26.509	1:09.335
29	26.650	1:09.168
72	26.940	1:09.035
39	32.765	1:09.214
60	37.064	1:10.549
7	37.749	1:10.682
199	43.678	1:10.527
42	45.232	1:10.843
43	48.207	1:11.171
333	49.745	1:13.176
47	49.939	1:13.079

LAP 7 @ 15:01:06.583

NO	BEHIND	LAP TIME
51		1:04.781
19	5.470	1:06.197
13	6.554	1:05.624
100	1 Lap	1:17.120
117	10.110	1:07.092
162	1 Lap	1:26.587 P
74	18.162	1:06.937
27	19.152	1:07.169
70	19.300	1:07.748
61	20.006	1:07.480
8	21.096	1:07.812
28	21.872	1:08.393
71	1 Lap	1:21.400
57	23.146	1:07.588
26	31.143	1:09.415
29	31.408	1:09.539
72	31.585	1:09.426
60	43.682	1:11.399
7	44.064	1:11.096
199	49.776	1:10.879
42	51.665	1:11.214
43	54.721	1:11.295
333	58.980	1:14.016

LAP 8 @ 15:02:11.914

NO	BEHIND	LAP TIME
51		1:05.331
19	6.144	1:06.005
13	7.072	1:05.849
117	12.751	1:07.972
100	1 Lap	1:15.218
74	19.313	1:06.482
27	19.681	1:05.860
70	20.559	1:06.590
61	20.989	1:06.314
8	23.504	1:07.739
28	23.790	1:07.249
57	26.167	1:08.352
26	34.990	1:09.178
29	35.561	1:09.484
72	37.037	1:10.783
71	1 Lap	1:19.888
60	50.172	1:11.821
7	50.540	1:11.807
199	55.174	1:10.729
42	56.865	1:10.531
43	59.913	1:10.523
333	1:07.104	1:13.455
47	1:07.246	1:13.449

BMCRC - MRO Championships 2023 - Rnd 2 @ Pembrey

DFDS Yamaha Past Masters

RACE 10 - POSITION CHART

No	Name	Lap Pos								
			1	2	3	4	5	6	7	8
51	WHOLEY	1	19	19	19	51	51	51	51	51
13	EDMONDSON	2	51	51	51	19	19	19	19	19
19	BRANTON	3	13	13	13	13	13	13	13	13
22	BALLERINI	4	117	117	117	117	117	117	117	117
28	McCARTER	5	70	70	70	27	70	74	74	74
74	WHITBY	6	27	27	27	70	27	70	27	27
117	HALL	7	61	61	61	61	74	27	70	70
27	HAYWARD	8	28	74	74	74	61	61	61	61
61	WELCH	9	74	28	28	28	8	8	8	8
8	BALL	10	8	8	8	8	28	28	28	28
70	BURSCOUGH	11	26	57	57	57	57	57	57	57
57	MOOK	12	57	26	26	26	26	26	26	26
29	CRIPPS	13	29	29	72	72	29	29	29	29
72	HAMILTON	14	72	72	29	29	72	72	72	72
7	FISHWICK	15	7	60	60	39	39	39	60	60
26	LEE	16	60	7	39	60	60	60	7	7
39	KEOGH	17	34	39	7	7	7	7	199	199
199	FROST	18	39	34	34	34	199	199	42	42
60	GOUGH	19	333	333	333	42	42	42	43	43
34	HARVIEK	20	42	42	42	199	333	43	333	333
73	TURNER	21	199	199	199	333	47	333	47	47
43	PINCHES	22	47	47	47	47	43	47	100	
47	ALDERSLADE	23	162	43	43	43	162	100	71	
162	COOPER	24	43	162	162	162	100	162		
42	PEARSON	25	71	71	100	100	71	71		
333	STUBBERFIELD	26	100	100	71	71				
100	MADLEY	27								
71	BICKERSTAFF	28								

BMCR - MRO Championships 2023 - Rnd 2 @ Pembrey

DFDS Yamaha Past Masters

RACE 10 - SECTOR ANALYSIS



SECTOR 1 = FL to I1, SECTOR 2 = I1 to FL, DIFF = Difference To Personal Best Lap, P = Crossed Finish Line in Pit Lane, D = Time Disallowed

P1 51		Kevin WHOLEY		Yamaha TZR - Twistgrip Motorcycles			
IDEAL LAP TIME : 1:03.920		BEST LAP TIME : 1:04.078		DIFFERENCE : 0.158			
LAP	SECTOR 1	SECTOR 2	LAP TIME	MPH	DIFF	TIME OF DAY	
1 -		28.921	1:10.648	74.19	6.570	14:54:38.058	
2 -	36.403	29.339	1:05.742	79.72	1.664	14:55:43.800	
3 -	36.245	28.943	1:05.188	80.40	1.110	14:56:48.988	
4 -	35.685	28.873	1:04.558 (3)	81.19	0.480	14:57:53.546	
5 -	35.235	28.843	1:04.078 (1)	81.80		14:58:57.624	
6 -	35.493	28.685	1:04.178 (2)	81.67	0.100	15:00:01.802	
7 -	35.990	28.791	1:04.781	80.91	0.703	15:01:06.583	
8 -	36.302	29.029	1:05.331	80.23	1.253	15:02:11.914	

P2 19		Peter BRANTON		Yamaha TZR 250 -			
IDEAL LAP TIME : 1:04.956		BEST LAP TIME : 1:05.152		DIFFERENCE : 0.196			
LAP	SECTOR 1	SECTOR 2	LAP TIME	MPH	DIFF	TIME OF DAY	
1 -		28.910	1:10.501	74.34	5.349	14:54:37.911	
2 -	36.452	29.287	1:05.739 (3)	79.73	0.587	14:55:43.650	
3 -	36.230	28.994	1:05.224 (2)	80.36	0.072	14:56:48.874	
4 -	36.883	28.924	1:05.807	79.65	0.655	14:57:54.681	
5 -	36.046	29.106	1:05.152 (1)	80.45		14:58:59.833	
6 -	36.315	29.708	1:06.023	79.39	0.871	15:00:05.856	
7 -	36.650	29.547	1:06.197	79.18	1.045	15:01:12.053	
8 -	36.695	29.310	1:06.005	79.41	0.853	15:02:18.058	

P3 13		Doug EDMONDSON		Yamaha TZR250 - Stan Stephens Tuning			
IDEAL LAP TIME : 1:05.152		BEST LAP TIME : 1:05.444		DIFFERENCE : 0.292			
LAP	SECTOR 1	SECTOR 2	LAP TIME	MPH	DIFF	TIME OF DAY	
1 -		29.165	1:11.318	73.49	5.874	14:54:38.728	
2 -	36.165	29.279	1:05.444 (1)	80.09		14:55:44.172	
3 -	36.216	29.926	1:06.142	79.24	0.698	14:56:50.314	
4 -	35.987	29.510	1:05.497 (2)	80.02	0.053	14:57:55.811	
5 -	36.233	29.768	1:06.001	79.41	0.557	14:59:01.812	
6 -	36.008	29.693	1:05.701	79.77	0.257	15:00:07.513	
7 -	36.106	29.518	1:05.624 (3)	79.87	0.180	15:01:13.137	
8 -	36.089	29.760	1:05.849	79.60	0.405	15:02:18.986	

P4 117		Stuart HALL		Yamaha TZR250 -			
IDEAL LAP TIME : 1:05.512		BEST LAP TIME : 1:05.539		DIFFERENCE : 0.027			
LAP	SECTOR 1	SECTOR 2	LAP TIME	MPH	DIFF	TIME OF DAY	
1 -		29.538	1:11.970	72.82	6.431	14:54:39.380	
2 -	35.974	29.565	1:05.539 (1)	79.97		14:55:44.919	
3 -	36.319	29.549	1:05.868 (2)	79.57	0.329	14:56:50.787	
4 -	36.383	29.656	1:06.039	79.37	0.500	14:57:56.826	
5 -	36.242	29.653	1:05.895 (3)	79.54	0.356	14:59:02.721	
6 -	36.630	30.250	1:06.880	78.37	1.341	15:00:09.601	
7 -	37.007	30.085	1:07.092	78.12	1.553	15:01:16.693	
8 -	37.695	30.277	1:07.972	77.11	2.433	15:02:24.665	

P5 74		Paul WHITBY		Yamaha TZR 250 - Greybridge Ltd			
IDEAL LAP TIME : 1:06.426		BEST LAP TIME : 1:06.482		DIFFERENCE : 0.056			
LAP	SECTOR 1	SECTOR 2	LAP TIME	MPH	DIFF	TIME OF DAY	
1 -		29.680	1:14.594	70.26	8.112	14:54:42.004	
2 -	37.306	29.806	1:07.112	78.10	0.630	14:55:49.116	
3 -	37.222	29.716	1:06.938 (3)	78.30	0.456	14:56:56.054	
4 -	37.239	30.485	1:07.724	77.39	1.242	14:58:03.778	
5 -	37.416	29.600	1:07.016	78.21	0.534	14:59:10.794	
6 -	37.467	29.547	1:07.014	78.21	0.532	15:00:17.808	
7 -	37.155	29.782	1:06.937 (2)	78.30	0.455	15:01:24.745	
8 -	36.879	29.603	1:06.482 (1)	78.84		15:02:31.227	

BMCRG - MRO Championships 2023 - Rnd 2 @ Pembrey

DFDS Yamaha Past Masters

RACE 10 - SECTOR ANALYSIS



SECTOR 1 = FL to I1, SECTOR 2 = I1 to FL, DIFF = Difference To Personal Best Lap, P = Crossed Finish Line in Pit Lane, D = Time Disallowed

P6 27		Richard HAYWARD		Yamaha TZR - GForce/Hayward R Ltd/SnapOn		
IDEAL LAP TIME : 1:05.860		BEST LAP TIME : 1:05.860		DIFFERENCE : 0.000		
LAP	SECTOR 1	SECTOR 2	LAP TIME	MPH	DIFF	TIME OF DAY
1 -		29.792	1:13.106	71.69	7.246	14:54:40.516
2 -	36.510	29.970	1:06.480 (2)	78.84	0.620	14:55:46.996
3 -	37.573	30.259	1:07.832	77.27	1.972	14:56:54.828
4 -	37.849	30.202	1:08.051	77.02	2.191	14:58:02.879
5 -	38.034	29.734	1:07.768	77.34	1.908	14:59:10.647
6 -	38.406	29.513	1:07.919	77.17	2.059	15:00:18.566
7 -	36.734	30.435	1:07.169 (3)	78.03	1.309	15:01:25.735
8 -	36.413	29.447	1:05.860 (1)	79.58		15:02:31.595

P7 70		Andrew BURSCOUGH		Yamaha YPVS 350 - 39Mad biker designs/Martitanium		
IDEAL LAP TIME : 1:06.241		BEST LAP TIME : 1:06.590		DIFFERENCE : 0.349		
LAP	SECTOR 1	SECTOR 2	LAP TIME	MPH	DIFF	TIME OF DAY
1 -		29.611	1:12.568	72.22	5.978	14:54:39.978
2 -	36.869	29.905	1:06.774 (2)	78.49	0.184	14:55:46.752
3 -	37.650	30.246	1:07.896	77.20	1.306	14:56:54.648
4 -	37.876	30.543	1:08.419	76.61	1.829	14:58:03.067
5 -	37.429	29.963	1:07.392 (3)	77.77	0.802	14:59:10.459
6 -	38.268	29.408	1:07.676	77.45	1.086	15:00:18.135
7 -	37.149	30.599	1:07.748	77.36	1.158	15:01:25.883
8 -	37.218	29.372	1:06.590 (1)	78.71		15:02:32.473

P8 61		Paul WELCH		Yamaha TZR250 -		
IDEAL LAP TIME : 1:05.883		BEST LAP TIME : 1:06.314		DIFFERENCE : 0.431		
LAP	SECTOR 1	SECTOR 2	LAP TIME	MPH	DIFF	TIME OF DAY
1 -		29.944	1:14.058	70.77	7.744	14:54:41.468
2 -	37.289	29.705	1:06.994 (2)	78.23	0.680	14:55:48.462
3 -	37.640	29.355	1:06.995 (3)	78.23	0.681	14:56:55.457
4 -	37.581	30.363	1:07.944	77.14	1.630	14:58:03.401
5 -	38.064	29.640	1:07.704	77.41	1.390	14:59:11.105
6 -	37.838	30.166	1:08.004	77.07	1.690	15:00:19.109
7 -	36.528	30.952	1:07.480	77.67	1.166	15:01:26.589
8 -	36.657	29.657	1:06.314 (1)	79.04		15:02:32.903

P9 8		David BALL		Yamaha TZR250 - Gardiner Page and Roe pension consultants		
IDEAL LAP TIME : 1:06.765		BEST LAP TIME : 1:07.062		DIFFERENCE : 0.297		
LAP	SECTOR 1	SECTOR 2	LAP TIME	MPH	DIFF	TIME OF DAY
1 -		30.443	1:14.861	70.01	7.799	14:54:42.271
2 -	37.242	30.139	1:07.381 (2)	77.79	0.319	14:55:49.652
3 -	37.651	29.850	1:07.501 (3)	77.65	0.439	14:56:57.153
4 -	36.915	30.147	1:07.062 (1)	78.16		14:58:04.215
5 -	37.539	30.151	1:07.690	77.43	0.628	14:59:11.905
6 -	37.593	30.369	1:07.962	77.12	0.900	15:00:19.867
7 -	37.302	30.510	1:07.812	77.29	0.750	15:01:27.679
8 -	37.406	30.333	1:07.739	77.37	0.677	15:02:35.418

P10 28		Liam McCARTER		Yamaha TZR - Katie McCarter		
IDEAL LAP TIME : 1:07.021		BEST LAP TIME : 1:07.118		DIFFERENCE : 0.097		
LAP	SECTOR 1	SECTOR 2	LAP TIME	MPH	DIFF	TIME OF DAY
1 -		30.417	1:14.200	70.64	7.082	14:54:41.610
2 -	37.265	30.410	1:07.675	77.45	0.557	14:55:49.285
3 -	37.217	29.901	1:07.118 (1)	78.09		14:56:56.403
4 -	37.120	30.523	1:07.643 (3)	77.48	0.525	14:58:04.046
5 -	37.871	30.146	1:08.017	77.06	0.899	14:59:12.063
6 -	37.560	30.439	1:07.999	77.08	0.881	15:00:20.062
7 -	37.326	31.067	1:08.393	76.63	1.275	15:01:28.455
8 -	37.227	30.022	1:07.249 (2)	77.94	0.131	15:02:35.704

BMCRC - MRO Championships 2023 - Rnd 2 @ Pembrey

DFDS Yamaha Past Masters

RACE 10 - SECTOR ANALYSIS



SECTOR 1 = FL to I1, SECTOR 2 = I1 to FL, DIFF = Difference To Personal Best Lap, P = Crossed Finish Line in Pit Lane, D = Time Disallowed

P11 57		Geoff MOOK		Yamaha TZR 250 -		
IDEAL LAP TIME : 1:07.287		BEST LAP TIME : 1:07.562		DIFFERENCE : 0.275		
LAP	SECTOR 1	SECTOR 2	LAP TIME	MPH	DIFF	TIME OF DAY
1 -		30.498	1:16.579	68.44	9.017	14:54:43.989
2 -	37.712	30.032	1:07.744	77.37	0.182	14:55:51.733
3 -	37.299	30.334	1:07.633	77.50	0.071	14:56:59.366
4 -	37.301	30.302	1:07.603 (3)	77.53	0.041	14:58:06.969
5 -	37.395	30.167	1:07.562 (1)	77.58		14:59:14.531
6 -	37.622	29.988	1:07.610	77.52	0.048	15:00:22.141
7 -	37.533	30.055	1:07.588 (2)	77.55	0.026	15:01:29.729
8 -	37.952	30.400	1:08.352	76.68	0.790	15:02:38.081

P12 26 C		Damian LEE		Yamaha TZR250 - Leed Autos		
IDEAL LAP TIME : 1:08.163		BEST LAP TIME : 1:08.321		DIFFERENCE : 0.158		
LAP	SECTOR 1	SECTOR 2	LAP TIME	MPH	DIFF	TIME OF DAY
1 -		30.755	1:16.508	68.50	8.187	14:54:43.918
2 -	37.408	30.913	1:08.321 (1)	76.72		14:55:52.239
3 -	37.755	30.856	1:08.611 (2)	76.39	0.290	14:57:00.850
4 -	37.840	31.344	1:09.184	75.76	0.863	14:58:10.034
5 -	37.899	31.043	1:08.942 (3)	76.02	0.621	14:59:18.976
6 -	38.361	30.974	1:09.335	75.59	1.014	15:00:28.311
7 -	38.184	31.231	1:09.415	75.51	1.094	15:01:37.726
8 -	38.212	30.966	1:09.178	75.76	0.857	15:02:46.904

P13 29		Derek CRIPPS		Yamaha TZR - Team FBR		
IDEAL LAP TIME : 1:08.339		BEST LAP TIME : 1:08.414		DIFFERENCE : 0.075		
LAP	SECTOR 1	SECTOR 2	LAP TIME	MPH	DIFF	TIME OF DAY
1 -		30.621	1:16.999	68.07	8.585	14:54:44.409
2 -	37.718	30.696	1:08.414 (1)	76.61		14:55:52.823
3 -	37.770	30.872	1:08.642 (2)	76.36	0.228	14:57:01.465
4 -	37.906	30.949	1:08.855 (3)	76.12	0.441	14:58:10.320
5 -	37.866	31.098	1:08.964	76.00	0.550	14:59:19.284
6 -	38.223	30.945	1:09.168	75.78	0.754	15:00:28.452
7 -	38.278	31.261	1:09.539	75.37	1.125	15:01:37.991
8 -	38.156	31.328	1:09.484	75.43	1.070	15:02:47.475

P14 72 C		John HAMILTON		Yamaha TRZ250 - LW Racing		
IDEAL LAP TIME : 1:07.839		BEST LAP TIME : 1:08.253		DIFFERENCE : 0.414		
LAP	SECTOR 1	SECTOR 2	LAP TIME	MPH	DIFF	TIME OF DAY
1 -		30.658	1:17.251	67.85	8.998	14:54:44.661
2 -	37.728	30.525	1:08.253 (1)	76.79		14:55:52.914
3 -	37.314	30.956	1:08.270 (2)	76.77	0.017	14:57:01.184
4 -	37.679	31.456	1:09.135	75.81	0.882	14:58:10.319
5 -	38.192	31.196	1:09.388	75.54	1.135	14:59:19.707
6 -	38.072	30.963	1:09.035 (3)	75.92	0.782	15:00:28.742
7 -	38.359	31.067	1:09.426	75.49	1.173	15:01:38.168
8 -	39.115	31.668	1:10.783	74.05	2.530	15:02:48.951

P15 60 C		Danny GOUGH		Yamaha TZR 250 - G Force Motorcycles		
IDEAL LAP TIME : 1:09.711		BEST LAP TIME : 1:09.711		DIFFERENCE : 0.000		
LAP	SECTOR 1	SECTOR 2	LAP TIME	MPH	DIFF	TIME OF DAY
1 -		31.731	1:19.209	66.17	9.498	14:54:46.619
2 -	38.352	31.359	1:09.711 (1)	75.19		14:55:56.330
3 -	38.711	31.727	1:10.438 (2)	74.41	0.727	14:57:06.768
4 -	38.937	31.859	1:10.796	74.03	1.085	14:58:17.564
5 -	38.921	31.832	1:10.753	74.08	1.042	14:59:28.317
6 -	38.841	31.708	1:10.549 (3)	74.29	0.838	15:00:38.866
7 -	39.119	32.280	1:11.399	73.41	1.688	15:01:50.265
8 -	40.083	31.738	1:11.821	72.98	2.110	15:03:02.086

BMCR - MRO Championships 2023 - Rnd 2 @ Pembrey

DFDS Yamaha Past Masters

RACE 10 - SECTOR ANALYSIS



SECTOR 1 = FL to I1, SECTOR 2 = I1 to FL, DIFF = Difference To Personal Best Lap, P = Crossed Finish Line in Pit Lane, D = Time Disallowed

P16 7		Pete FISHWICK		TZR250 -			
IDEAL LAP TIME : 1:10.092		BEST LAP TIME : 1:10.278		DIFFERENCE : 0.186			
LAP	SECTOR 1	SECTOR 2	LAP TIME	MPH	DIFF	TIME OF DAY	
1 -		31.824	1:18.958	66.38	8.680	14:54:46.368	
2 -	39.115	31.585	1:10.700 (3)	74.13	0.422	14:55:57.068	
3 -	39.385	31.377	1:10.762	74.07	0.484	14:57:07.830	
4 -	38.767	31.511	1:10.278 (1)	74.58		14:58:18.108	
5 -	38.715	32.046	1:10.761	74.07	0.483	14:59:28.869	
6 -	38.825	31.857	1:10.682 (2)	74.15	0.404	15:00:39.551	
7 -	39.031	32.065	1:11.096	73.72	0.818	15:01:50.647	
8 -	39.444	32.363	1:11.807	72.99	1.529	15:03:02.454	

P17 199 C		Michael FROST		Yamaha TZR250 -			
IDEAL LAP TIME : 1:10.527		BEST LAP TIME : 1:10.527		DIFFERENCE : 0.000			
LAP	SECTOR 1	SECTOR 2	LAP TIME	MPH	DIFF	TIME OF DAY	
1 -		32.683	1:21.159	64.58	10.632	14:54:48.569	
2 -	39.618	31.593	1:11.211	73.60	0.684	14:55:59.780	
3 -	40.448	32.266	1:12.714	72.08	2.187	14:57:12.494	
4 -	40.341	31.012	1:11.353	73.46	0.826	14:58:23.847	
5 -	40.063	31.043	1:11.106	73.71	0.579	14:59:34.953	
6 -	39.519	31.008	1:10.527 (1)	74.32		15:00:45.480	
7 -	39.636	31.243	1:10.879 (3)	73.95	0.352	15:01:56.359	
8 -	39.606	31.123	1:10.729 (2)	74.10	0.202	15:03:07.088	

P18 42 C		Martin PEARSON		Yamaha TZR250 -			
IDEAL LAP TIME : 1:10.321		BEST LAP TIME : 1:10.531		DIFFERENCE : 0.210			
LAP	SECTOR 1	SECTOR 2	LAP TIME	MPH	DIFF	TIME OF DAY	
1 -		31.736	1:21.007	64.70	10.476	14:54:48.417	
2 -	39.455	31.759	1:11.214 (3)	73.60	0.683	14:55:59.631	
3 -	40.425	32.336	1:12.761	72.03	2.230	14:57:12.392	
4 -	39.678	31.681	1:11.359	73.45	0.828	14:58:23.751	
5 -	40.948	31.492	1:12.440	72.35	1.909	14:59:36.191	
6 -	39.732	31.111	1:10.843 (2)	73.98	0.312	15:00:47.034	
7 -	39.911	31.303	1:11.214 (3)	73.60	0.683	15:01:58.248	
8 -	39.210	31.321	1:10.531 (1)	74.31		15:03:08.779	

P19 43 C		Michael PINCHES		Yamaha TZR250 -			
IDEAL LAP TIME : 1:10.514		BEST LAP TIME : 1:10.523		DIFFERENCE : 0.009			
LAP	SECTOR 1	SECTOR 2	LAP TIME	MPH	DIFF	TIME OF DAY	
1 -		32.117	1:23.426	62.82	12.903	14:54:50.836	
2 -	39.108	32.057	1:11.165 (2)	73.65	0.642	14:56:02.001	
3 -	39.391	31.925	1:11.316	73.49	0.793	14:57:13.317	
4 -	40.225	32.163	1:12.388	72.40	1.865	14:58:25.705	
5 -	40.330	32.803	1:13.133	71.67	2.610	14:59:38.838	
6 -	39.381	31.790	1:11.171 (3)	73.64	0.648	15:00:50.009	
7 -	39.203	32.092	1:11.295	73.51	0.772	15:02:01.304	
8 -	38.724	31.799	1:10.523 (1)	74.32		15:03:11.827	

P20 333 C		Mark STUBBERFIELD		Yamaha TZR250 - Polished concrete London			
IDEAL LAP TIME : 1:11.315		BEST LAP TIME : 1:11.315		DIFFERENCE : 0.000			
LAP	SECTOR 1	SECTOR 2	LAP TIME	MPH	DIFF	TIME OF DAY	
1 -		32.236	1:20.508	65.10	9.193	14:54:47.918	
2 -	39.666	31.649	1:11.315 (1)	73.49		14:55:59.233	
3 -	40.495	32.467	1:12.962 (2)	71.84	1.647	14:57:12.195	
4 -	40.664	32.408	1:13.072 (3)	71.73	1.757	14:58:25.267	
5 -	40.668	32.436	1:13.104	71.70	1.789	14:59:38.371	
6 -	40.680	32.496	1:13.176	71.63	1.861	15:00:51.547	
7 -	41.096	32.920	1:14.016	70.81	2.701	15:02:05.563	
8 -	40.540	32.915	1:13.455	71.35	2.140	15:03:19.018	

BMCRC - MRO Championships 2023 - Rnd 2 @ Pembrey

DFDS Yamaha Past Masters

RACE 10 - SECTOR ANALYSIS



SECTOR 1 = FL to I1, SECTOR 2 = I1 to FL, DIFF = Difference To Personal Best Lap, P = Crossed Finish Line in Pit Lane, D = Time Disallowed

P21 47 R		Roy ALDERSLADE		Yamaha TZR250 -		
IDEAL LAP TIME : 1:11.417		BEST LAP TIME : 1:11.849		DIFFERENCE : 0.432		
LAP	SECTOR 1	SECTOR 2	LAP TIME	MPH	DIFF	TIME OF DAY
1 -		31.978	1:21.526	64.29	9.677	14:54:48.936
2 -	40.477	31.472	1:11.949 (2)	72.85	0.100	14:56:00.885
3 -	39.945	31.904	1:11.849 (1)	72.95		14:57:12.734
4 -	40.523	32.177	1:12.700 (3)	72.09	0.851	14:58:25.434
5 -	40.831	32.397	1:13.228	71.57	1.379	14:59:38.662
6 -	40.615	32.464	1:13.079	71.72	1.230	15:00:51.741
7 -	41.113	32.857	1:13.970	70.86	2.121	15:02:05.711
8 -	40.602	32.847	1:13.449	71.36	1.600	15:03:19.160

P22 100 R		Chris MADLEY		Yamaha TZR 250 - www.ypmrc.co.uk		
IDEAL LAP TIME : 1:14.671		BEST LAP TIME : 1:14.875		DIFFERENCE : 0.204		
LAP	SECTOR 1	SECTOR 2	LAP TIME	MPH	DIFF	TIME OF DAY
1 -		33.987	1:27.648	59.80	12.773	14:54:55.058
2 -	41.681	34.174	1:15.855 (3)	69.10	0.980	14:56:10.913
3 -	42.622	33.666	1:16.288	68.70	1.413	14:57:27.201
4 -	41.372	33.503	1:14.875 (1)	70.00		14:58:42.076
5 -	42.367	34.008	1:16.375	68.62	1.500	14:59:58.451
6 -	42.802	34.318	1:17.120	67.96	2.245	15:01:15.571
7 -	41.919	33.299	1:15.218 (2)	69.68	0.343	15:02:30.789

P23 71 R		Tess BICKERSTAFF		Yamaha TZR250 - Len Whalin		
IDEAL LAP TIME : 1:15.809		BEST LAP TIME : 1:16.058		DIFFERENCE : 0.249		
LAP	SECTOR 1	SECTOR 2	LAP TIME	MPH	DIFF	TIME OF DAY
1 -		33.706	1:26.918	60.30	10.860	14:54:54.328
2 -	42.103	33.955	1:16.058 (1)	68.91		14:56:10.386
3 -	43.554	34.864	1:18.418 (2)	66.84	2.360	14:57:28.804
4 -	43.960	34.598	1:18.558 (3)	66.72	2.500	14:58:47.362
5 -	44.032	36.655	1:20.687	64.96	4.629	15:00:08.049
6 -	44.298	37.102	1:21.400	64.39	5.342	15:01:29.449
7 -	43.983	35.905	1:19.888	65.61	3.830	15:02:49.337

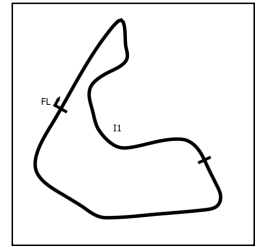
P24 39 R		Robert KEOGH		Yamaha TZR250 -		
IDEAL LAP TIME : 1:08.513		BEST LAP TIME : 1:08.807		DIFFERENCE : 0.294		
LAP	SECTOR 1	SECTOR 2	LAP TIME	MPH	DIFF	TIME OF DAY
1 -		31.543	1:20.336	65.24	11.529	14:54:47.746
2 -	38.725	30.799	1:09.524 (3)	75.39	0.717	14:55:57.270
3 -	38.609	31.064	1:09.673	75.23	0.866	14:57:06.943
4 -	38.513	31.090	1:09.603	75.30	0.796	14:58:16.546
5 -	37.784	31.023	1:08.807 (1)	76.17		14:59:25.353
6 -	38.485	30.729	1:09.214 (2)	75.73	0.407	15:00:34.567

P25 162		Darren COOPER		Yamaha TZR250 - Twistgrip Motorcycles		
IDEAL LAP TIME : 1:13.580		BEST LAP TIME : 1:13.580		DIFFERENCE : 0.000		
LAP	SECTOR 1	SECTOR 2	LAP TIME	MPH	DIFF	TIME OF DAY
1 -		32.310	1:23.177	63.01	9.597	14:54:50.587
2 -	41.679	31.901	1:13.580 (1)	71.23		14:56:04.167
3 -	41.686	32.626	1:14.312 (2)	70.53	0.732	14:57:18.479
4 -	42.869	33.138	1:16.007 (3)	68.96	2.427	14:58:34.486
5 -	42.628	33.530	1:16.158	68.82	2.578	14:59:50.644
6 -	42.335	IN PIT	1:26.587 P	60.53	13.007	15:01:17.231

BMCRC - MRO Championships 2023 - Rnd 2 @ Pembrey

DFDS Yamaha Past Masters

RACE 10 - SECTOR ANALYSIS



SECTOR 1 = FL to I1, SECTOR 2 = I1 to FL, DIFF = Difference To Personal Best Lap, P = Crossed Finish Line in Pit Lane, D = Time Disallowed

P26 34		Dave HARVIEK		Yamaha TZR250 2MA - HVK Performance Ltd		
IDEAL LAP TIME : 1:10.719		BEST LAP TIME : 1:10.934		DIFFERENCE : 0.215		
LAP	SECTOR 1	SECTOR 2	LAP TIME	MPH	DIFF	TIME OF DAY
1 -		32.123	1:19.859	65.63	8.925	14:54:47.269
2 -	39.478	31.456	1:10.934 (1)	73.89		14:55:58.203
3 -	39.263	32.607	1:11.870 (3)	72.93	0.936	14:57:10.073
4 -	39.386	32.188	1:11.574 (2)	73.23	0.640	14:58:21.647

BMCRC - MRO Championships 2023 - Rnd 2 @ Pembrey

DFDS Yamaha Past Masters

RACE 10 - BEST SECTORS

SECTOR 1			SECTOR 2			IDEAL / BEST COMPARISON						
POS	NO	NAME	TIME	NO	NAME	TIME	POS	NO	NAME	IDEAL	BEST	DIFF
									PERFECT LAP	1:03.920		
1	51	WHOLEY	35.235	51	WHOLEY	28.685	1	51	WHOLEY	1:03.920	1:04.078	0.158
2	117	HALL	35.974	19	BRANTON	28.910	2	19	BRANTON	1:04.956	1:05.152	0.196
3	13	EDMONDSON	35.987	13	EDMONDSON	29.165	3	13	EDMONDSON	1:05.152	1:05.444	0.292
4	19	BRANTON	36.046	61	WELCH	29.355	4	117	HALL	1:05.512	1:05.539	0.027
5	27	HAYWARD	36.413	70	BURSCOUGH	29.372	5	27	HAYWARD	1:05.860	1:05.860	0.000
6	61	WELCH	36.528	27	HAYWARD	29.447	6	61	WELCH	1:05.883	1:06.314	0.431
7	70	BURSCOUGH	36.869	117	HALL	29.538	7	70	BURSCOUGH	1:06.241	1:06.590	0.349
8	74	WHITBY	36.879	74	WHITBY	29.547	8	74	WHITBY	1:06.426	1:06.482	0.056
9	8	BALL	36.915	8	BALL	29.850	9	8	BALL	1:06.765	1:07.062	0.297
10	28	McCARTER	37.120	28	McCARTER	29.901	10	28	McCARTER	1:07.021	1:07.118	0.097
11	57	MOOK	37.299	57	MOOK	29.988	11	57	MOOK	1:07.287	1:07.562	0.275
12	72	HAMILTON	37.314	72	HAMILTON	30.525	12	72	HAMILTON	1:07.839	1:08.253	0.414
13	26	LEE	37.408	29	CRIPPS	30.621	13	26	LEE	1:08.163	1:08.321	0.158
14	29	CRIPPS	37.718	39	KEOGH	30.729	14	29	CRIPPS	1:08.339	1:08.414	0.075
15	39	KEOGH	37.784	26	LEE	30.755	15	39	KEOGH	1:08.513	1:08.807	0.294
16	60	GOUGH	38.352	199	FROST	31.008	16	60	GOUGH	1:09.711	1:09.711	0.000
17	7	FISHWICK	38.715	42	PEARSON	31.111	17	7	FISHWICK	1:10.092	1:10.278	0.186
18	43	PINCHES	38.724	60	GOUGH	31.359	18	42	PEARSON	1:10.321	1:10.531	0.210
19	42	PEARSON	39.210	7	FISHWICK	31.377	19	43	PINCHES	1:10.514	1:10.523	0.009
20	34	HARVIEK	39.263	34	HARVIEK	31.456	20	199	FROST	1:10.527	1:10.527	0.000
21	199	FROST	39.519	47	ALDERSLADE	31.472	21	34	HARVIEK	1:10.719	1:10.934	0.215
22	333	STUBBERFIELD	39.666	333	STUBBERFIELD	31.649	22	333	STUBBERFIELD	1:11.315	1:11.315	0.000
23	47	ALDERSLADE	39.945	43	PINCHES	31.790	23	47	ALDERSLADE	1:11.417	1:11.849	0.432
24	100	MADLEY	41.372	162	COOPER	31.901	24	162	COOPER	1:13.580	1:13.580	0.000
25	162	COOPER	41.679	100	MADLEY	33.299	25	100	MADLEY	1:14.671	1:14.875	0.204
26	71	BICKERSTAFF	42.103	71	BICKERSTAFF	33.706	26	71	BICKERSTAFF	1:15.809	1:16.058	0.249
27												
28												

BMCRC - MRO Championships 2023 - Rnd 2 @ Pembrey

DFDS Yamaha Past Masters

RACE 10 - STATISTICS

Competitors Started	28
Planned Start	2023-04-08 @ 15:02:00.000
Actual Start	2023-04-08 @ 14:53:27.409
Finish Time	2023-04-08 @ 15:02:11.913
Track Length	1.4560mi.
Total Laps	198
Total Distance Covered	288.2880mi.

Session Fastest Lap History

NO	CL	NAME	LAP TIME	TIME OF DAY	LAP	VEHICLE
19		Peter BRANTON	1:05.739	14:55:43.685	2	Yamaha TZR 250
13		Doug EDMONDSON	1:05.444	14:55:44.185	2	Yamaha TZR250
19		Peter BRANTON	1:05.224	14:56:48.905	3	Yamaha TZR 250
51		Kevin WHOLEY	1:05.188	14:56:48.988	3	Yamaha TZR
51		Kevin WHOLEY	1:04.558	14:57:53.575	4	Yamaha TZR
51		Kevin WHOLEY	1:04.078	14:58:57.654	5	Yamaha TZR

Session Leader History

NO	CL	NAME	FROM LAP	LAPS LED	DISTANCE	VEHICLE
19		Peter BRANTON	1	3	4.36 miles	Yamaha TZR 250
51		Kevin WHOLEY	4	5	7.28 miles	Yamaha TZR

Flag History

TYPE	TIME OF DAY
GREEN	14:53:27.409
FINISH	15:02:11.913

Flag Statistics

TYPE	COUNT	TOTAL LAPS	TOTAL TIME
Green	1	8	10:10.274
Red	0	0	0.000
Safety Car	0	0	0.000
FCY	0	0	0.000

BMCRC - MRO Championships 2023 - Rnd 2 @ Pembrey

DFDS Yamaha Past Masters

RACE 10 - STATISTICS

CLASS :

16 Starters

Fastest Lap History

NO	NAME	LAP TIME	TIME OF DAY	LAP	VEHICLE
19	Peter BRANTON	1:05.739	14:55:43.685	2	Yamaha TZR 250
13	Doug EDMONDSON	1:05.444	14:55:44.185	2	Yamaha TZR250
19	Peter BRANTON	1:05.224	14:56:48.905	3	Yamaha TZR 250
51	Kevin WHOLEY	1:05.188	14:56:48.988	3	Yamaha TZR
51	Kevin WHOLEY	1:04.558	14:57:53.575	4	Yamaha TZR
51	Kevin WHOLEY	1:04.078	14:58:57.654	5	Yamaha TZR

Leader History

NO	NAME	FROM LAP	LAPS LED	DISTANCE	VEHICLE
19	Peter BRANTON	1	3	4.36 miles	Yamaha TZR 250
51	Kevin WHOLEY	4	5	7.28 miles	Yamaha TZR

BMCRC - MRO Championships 2023 - Rnd 2 @ Pembrey

DFDS Yamaha Past Masters

RACE 10 - STATISTICS

CLASS : C

8 Starters

Fastest Lap History

NO	NAME	LAP TIME	TIME OF DAY	LAP	VEHICLE
26	Damian LEE	1:08.321	14:55:52.254	2	Yamaha TZR250
72	John HAMILTON	1:08.253	14:55:52.914	2	Yamaha TRZ250

Leader History

NO	NAME	FROM LAP	LAPS LED	DISTANCE	VEHICLE
26	Damian LEE	1	8	11.64 miles	Yamaha TZR250

BMCRC - MRO Championships 2023 - Rnd 2 @ Pembrey

DFDS Yamaha Past Masters

RACE 10 - STATISTICS

CLASS : R

4 Starters

Fastest Lap History

NO	NAME	LAP TIME	TIME OF DAY	LAP	VEHICLE
39	Robert KEOGH	1:09.524	14:55:57.285	2	Yamaha TZR250
39	Robert KEOGH	1:08.807	14:59:25.369	5	Yamaha TZR250

Leader History

NO	NAME	FROM LAP	LAPS LED	DISTANCE	VEHICLE
39	Robert KEOGH	1	6	8.73 miles	Yamaha TZR250
47	Roy ALDERSLADE	7	2	2.91 miles	Yamaha TZR250

BMCRC - MRO Championships 2023 - Rnd 2 @ Pembrey
DFDS Yamaha Past Masters
RACE 20 - GRID (8 Laps)

ROW 10	1		1		28	71 Tess BICKERSTAFF	1:16.058
ROW 9		27	73 Colvin TURNER	26	100 Chris MADLEY		1:14.875 1:13.580
ROW 8	24	47 Roy ALDERSLADE	23	333 Mark STUBBERFIELD	22	34 Dave HARVIEK	1:11.849 1:11.315 1:10.934
ROW 7		21	42 Martin PEARSON	20	199 Michael FROST	19	43 Michael PINCHES
ROW 6	18	7 Pete FISHWICK	17	60 Danny GOUGH	16	39 Robert KEOGH	1:10.278 1:09.711 1:08.807
ROW 5		15	29 Derek CRIPPS	14	26 Damian LEE	13	72 John HAMILTON
ROW 4	12	57 Geoff MOOK	11	28 Liam McCARTER	10	22 Rik BALLERINI	1:07.562 1:07.118
ROW 3		9	8 David BALL	8	70 Andrew BURSCOUGH	7	74 Paul WHITBY
ROW 2	6	61 Paul WELCH	5	27 Richard HAYWARD	4	117 Stuart HALL	1:06.314 1:05.860 1:05.539
ROW 1		3	13 Doug EDMONDSON	2	19 Peter BRANTON	1	51 Kevin WHOLEY
							Pole

Pembrey National: 1.4560 miles

These results are provisional until the conclusion of any judicial and technical matters.

Clerk Of Course :	Stewards :	Timekeeper : Sarah Evans
-------------------	------------	--------------------------

 Results can be found at www.tsl-timing.com

Printed - 15:10 Saturday, 08 April 2023



BMCRC - MRO Championships 2023 - Rnd 2 @ Pembrey
DFDS Yamaha Past Masters
RACE 20 - CLASSIFICATION

POS	NO	CL	PIC NAME	ENTRY	LAPS	TIME	GAP	DIFF	MPH	BEST	ON
1	51		Kevin WHOLEY	Yamaha TZR - Twistgrip Motorcycles	8	8:38.246			80.91	1:03.201	8
2	13		Doug EDMONDSON	Yamaha TZR250 - Stan Stephens Tuning	8	8:38.288	0.042	0.042	80.90	1:03.852	5
3	19		Peter BRANTON	Yamaha TZR 250 -	8	8:49.096	10.850	10.808	79.25	1:04.472	3
4	61		Paul WELCH	Yamaha TZR250 -	8	8:51.453	13.207	2.357	78.90	1:05.176	8
5	27		Richard HAYWARD	Yamaha TZR - GForce/Hayward R Ltd/SnapOn	8	8:51.908	13.662	0.455	78.83	1:05.294	2
6	117		Stuart HALL	Yamaha TZR250 -	8	8:55.100	16.854	3.192	78.36	1:05.497	2
7	70		Andrew BURSCOUGH	Yamaha YPVS 350 - 39Mad biker designs/Martitanu	8	9:05.021	26.775	9.921	76.93	1:06.593	2
8	74		Paul WHITBY	Yamaha TZR 250 - Greybridge Ltd	8	9:05.984	27.738	0.963	76.80	1:06.369	2
9	8		David BALL	Yamaha TZR250 - Gardiner Page and Roe pension	8	9:06.691	28.445	0.707	76.70	1:06.968	2
10	57		Geoff MOOK	Yamaha TZR 250 -	8	9:06.930	28.684	0.239	76.66	1:06.868	7
11	28		Liam McCARTER	Yamaha TZR - Katie McCarter	8	9:07.002	28.756	0.072	76.65	1:06.893	5
12	26	C	Damian LEE	Yamaha TZR250 - Leed Autos	8	9:12.750	34.504	5.748	75.86	1:07.461	4
13	29		Derek CRIPPS	Yamaha TZR - Team FBR	8	9:12.933	34.687	0.183	75.83	1:07.481	3
14	72	C	John HAMILTON	Yamaha TRZ250 - LW Racing	8	9:14.481	36.235	1.548	75.62	1:07.926	3
15	199	C	Michael FROST	Yamaha TZR250 -	8	9:32.685	54.439	18.204	73.22	1:09.470	6
16	60	C	Danny GOUGH	Yamaha TZR 250 - G Force Motorcycles	8	9:36.510	58.264	3.825	72.73	1:10.210	6
17	42	C	Martin PEARSON	Yamaha TZR250 -	8	9:36.881	58.635	0.371	72.68	1:10.268	4
18	73	C	Colvin TURNER	Yamaha TZR250 -	8	9:37.221	58.975	0.340	72.64	1:10.157	6
19	7		Pete FISHWICK	TZR250 -	8	9:42.099	1:03.853	4.878	72.03	1:11.201	4
20	162		Darren COOPER	Yamaha TZR250 - Twistgrip Motorcycles	8	9:42.342	1:04.096	0.243	72.00	1:10.418	3
21	47	R	Roy ALDERSLADE	Yamaha TZR250 -	8	9:42.501	1:04.255	0.159	71.98	1:11.048	3
22	43	C	Michael PINCHES	Yamaha TZR250 -	8	9:42.887	1:04.641	0.386	71.93	1:09.852	8
23	333	C	Mark STUBBERFIELD	Yamaha TZR250 - Polished concrete London	7	8:54.778	1 Lap	1 Lap	68.61	1:14.372	3
24	100	R	Chris MADLEY	Yamaha TZR 250 - www.ypmrc.co.uk	7	8:55.795	1 Lap	1.017	68.47	1:13.925	6
25	71	R	Tess BICKERSTAFF	Yamaha TZR250 - Len Whalin	7	9:06.855	1 Lap	11.060	67.09	1:16.193	3

NOT CLASSIFIED

DNF	34		Dave HARVIEK	Yamaha TZR250 2MA - HVK Performance Ltd	3	3:48.830	5 Laps	4 Laps	68.71	1:10.781	2
-----	----	--	--------------	---	---	----------	--------	--------	-------	----------	---

NOT STARTED

NS	22		Rik BALLERINI	Yamaha TZR 250 - SCLS LTD, CAMBRIDGE MC, C
NS	39	R	Robert KEOGH	Yamaha TZR250 -

FASTEST LAP

51		Kevin WHOLEY	Yamaha TZR - Twistgrip Motorcycles	8	1:03.201	82.93 mph	133.47 kph
26	C	Damian LEE	Yamaha TZR250 - Leed Autos	4	1:07.461	77.69 mph	125.04 kph
47	R	Roy ALDERSLADE	Yamaha TZR250 -	3	1:11.048	73.77 mph	118.73 kph

Class - 92.5% of Race Speed = 74.84 mph
 Class C - 92.5% of Race Speed = 70.17 mph
 Class R - 92.5% of Race Speed = 66.58 mph

Race Distance: 8 Laps / 11.64 miles

Pembrey National: 1.4560 miles

Date: 08/04/2023 Start: 17:18 Finish: 17:27

Weather / Track : Bright / Dry

These results are provisional until the conclusion of any judicial and technical matters.

Clerk Of Course :	Stewards :	Timekeeper : Sarah Evans
-------------------	------------	--------------------------

 Results can be found at www.tsl-timing.com

Printed - 17:33 Saturday, 08 April 2023



BMCRC - MRO Championships 2023 - Rnd 2 @ Pembrey

DFDS Yamaha Past Masters

RACE 20 - LAP CHART

LAP 1 @ 17:20:07.160

NO	BEHIND	LAP TIME
13		1:09.458
51	0.697	1:10.155
19	0.948	1:10.406
27	1.813	1:11.271
117	2.155	1:11.613
61	2.807	1:12.265
70	3.240	1:12.698
8	4.017	1:13.475
74	4.358	1:13.816
28	4.937	1:14.395
57	5.350	1:14.808
72	5.698	1:15.156
26	6.424	1:15.882
29	7.285	1:16.743
34	9.098	1:18.556
73	9.213	1:18.671
60	10.699	1:20.157
7	11.097	1:20.555
199	11.300	1:20.758
333	12.037	1:21.495
42	12.213	1:21.671
47	12.543	1:22.001
43	12.925	1:22.383
162	13.058	1:22.516
71	15.038	1:24.496
100	15.229	1:24.687

LAP 2 @ 17:21:11.262

NO	BEHIND	LAP TIME
13		1:04.102
51	0.801	1:04.206
19	1.456	1:04.610
27	3.005	1:05.294
117	3.550	1:05.497
61	4.003	1:05.298
70	5.731	1:06.593
74	6.625	1:06.369
8	6.883	1:06.968
28	7.974	1:07.139
57	8.665	1:07.417
26	9.848	1:07.526
72	10.294	1:08.698
29	11.154	1:07.971
73	15.642	1:10.531
34	15.777	1:10.781
60	17.633	1:11.036
199	17.848	1:10.650
7	18.979	1:11.984
42	19.098	1:10.987
47	20.174	1:11.733
43	21.480	1:12.657
162	21.770	1:12.814
333	22.650	1:14.715
71	27.992	1:17.056
100	28.467	1:17.340

LAP 3 @ 17:22:15.457

NO	BEHIND	LAP TIME
13		1:04.195
51	0.228	1:03.622
19	1.733	1:04.472
27	4.789	1:05.979

117	5.189	1:05.834
61	5.425	1:05.617
70	8.912	1:07.376
74	9.181	1:06.751
8	9.918	1:07.230
28	11.014	1:07.235
57	11.467	1:06.997
26	13.334	1:07.681
72	14.025	1:07.926
29	14.440	1:07.481
73	23.248	1:11.801
199	24.114	1:10.461
60	25.387	1:11.949
42	25.688	1:10.785
7	26.662	1:11.878
47	27.027	1:11.048
162	27.993	1:10.418
43	28.771	1:11.486
34	31.075	1:19.493
333	32.827	1:14.372
71	39.990	1:16.193
100	40.334	1:16.062

LAP 4 @ 17:23:19.577

NO	BEHIND	LAP TIME
13		1:04.120
51	0.126	1:04.018
19	2.640	1:05.027
27	6.668	1:05.999
61	7.287	1:05.982
117	7.567	1:06.498
74	11.834	1:06.773
70	12.511	1:07.719
8	13.091	1:07.293
28	13.830	1:06.936
57	15.174	1:07.827
26	16.675	1:07.461
72	18.277	1:08.372
29	18.492	1:08.172
73	30.922	1:11.794
199	31.100	1:11.106
42	31.836	1:10.268
60	32.662	1:11.395
7	33.743	1:11.201
47	34.063	1:11.156
162	34.516	1:10.643
43	38.085	1:13.434
333	43.882	1:15.175
100	51.521	1:15.307
71	52.946	1:17.076

LAP 5 @ 17:24:23.429

NO	BEHIND	LAP TIME
13		1:03.852
51	0.370	1:04.096
19	4.149	1:05.361
27	8.967	1:06.151
61	9.262	1:05.827
117	9.624	1:05.909
70	15.865	1:07.206
74	16.087	1:08.105
8	16.681	1:07.442
28	16.871	1:06.893
57	18.987	1:07.665
26	21.017	1:08.194

29	22.342	1:07.702
72	22.813	1:08.388
199	37.271	1:10.023
73	37.635	1:10.565
42	38.588	1:10.604
60	39.429	1:10.619
7	41.147	1:11.256
162	41.839	1:11.175
47	42.619	1:12.408
43	45.788	1:11.555
333	54.458	1:14.428
100	1:01.814	1:14.145

LAP 6 @ 17:25:27.534

NO	BEHIND	LAP TIME
13		1:04.105
51	0.421	1:04.156
71	1 Lap	1:17.108
19	5.557	1:05.513
27	10.578	1:05.716
61	10.914	1:05.757
117	11.661	1:06.142
70	19.199	1:07.439
74	19.451	1:07.469
8	20.017	1:07.441
28	20.679	1:07.913
57	22.426	1:07.544
26	25.099	1:08.187
29	26.092	1:07.855
72	26.816	1:08.108
199	42.636	1:09.470
73	43.687	1:10.157
42	45.107	1:10.624
60	45.534	1:10.210
7	48.466	1:11.424
162	48.707	1:10.973
47	49.594	1:11.080
43	52.371	1:10.688

LAP 7 @ 17:26:32.065

NO	BEHIND	LAP TIME
13		1:04.531
51	0.682	1:04.792
333	1 Lap	1:17.095
100	1 Lap	1:13.925
19	7.374	1:06.348
27	11.717	1:05.670
61	11.914	1:05.531
117	13.619	1:06.489
71	1 Lap	1:17.476
70	22.380	1:07.712
74	23.445	1:08.525
8	23.700	1:08.214
28	24.060	1:07.912
57	24.763	1:06.868
26	29.922	1:09.354
29	30.151	1:08.590
72	31.152	1:08.867
199	47.992	1:09.887
73	50.993	1:11.837
42	51.548	1:10.972
60	51.693	1:10.690
162	55.776	1:11.600
7	56.074	1:12.139
47	56.674	1:11.611

LAP 8 @ 17:27:35.948

NO	BEHIND	LAP TIME
51		1:03.201
13	0.042	1:03.925
19	10.850	1:07.359
61	13.207	1:05.176
27	13.662	1:05.828
333	1 Lap	1:17.498
117	16.854	1:07.118
100	1 Lap	1:14.329
70	26.775	1:08.278
74	27.738	1:08.176
8	28.445	1:08.628
71	1 Lap	1:17.450
57	28.684	1:07.804
28	28.756	1:08.579
26	34.504	1:08.465
29	34.687	1:08.419
72	36.235	1:08.966
199	54.439	1:10.330
60	58.264	1:10.454
42	58.635	1:10.970
73	58.975	1:11.865
7	1:03.853	1:11.662
162	1:04.096	1:12.203
47	1:04.255	1:11.464
43	1:04.641	1:09.852

BMCRC - MRO Championships 2023 - Rnd 2 @ Pembrey

DFDS Yamaha Past Masters

RACE 20 - POSITION CHART

No	Name	Lap Pos	Lap							
			1	2	3	4	5	6	7	8
51	WHOLEY	1	13	13	13	13	13	13	13	51
19	BRANTON	2	51	51	51	51	51	51	51	13
13	EDMONDSON	3	19	19	19	19	19	19	19	19
117	HALL	4	27	27	27	27	27	27	27	61
27	HAYWARD	5	117	117	117	61	61	61	61	27
61	WELCH	6	61	61	61	117	117	117	117	117
74	WHITBY	7	70	70	70	74	70	70	70	70
70	BURSCOUGH	8	8	74	74	70	74	74	74	74
8	BALL	9	74	8	8	8	8	8	8	8
22	BALLERINI	10	28	28	28	28	28	28	28	57
28	McCARTER	11	57	57	57	57	57	57	57	28
57	MOOK	12	72	26	26	26	26	26	26	26
72	HAMILTON	13	26	72	72	72	29	29	29	29
26	LEE	14	29	29	29	29	72	72	72	72
29	CRIPPS	15	34	73	73	73	199	199	199	199
39	KEOGH	16	73	34	199	199	73	73	73	60
60	GOUGH	17	60	60	60	42	42	42	42	42
7	FISHWICK	18	7	199	42	60	60	60	60	73
43	PINCHES	19	199	7	7	7	7	7	162	7
199	FROST	20	333	42	47	47	162	162	7	162
42	PEARSON	21	42	47	162	162	47	47	47	47
34	HARVIEK	22	47	43	43	43	43	43	43	43
333	STUBBERFIELD	23	43	162	34	333	333	333	333	333
47	ALDERSLADE	24	162	333	333	100	100	100	100	100
162	COOPER	25	71	71	71	71	71	71	71	71
100	MADLEY	26	100	100	100					
73	TURNER	27								
71	BICKERSTAFF	28								

BMCR - MRO Championships 2023 - Rnd 2 @ Pembrey

DFDS Yamaha Past Masters

RACE 20 - SECTOR ANALYSIS



SECTOR 1 = FL to I1, SECTOR 2 = I1 to FL, DIFF = Difference To Personal Best Lap, P = Crossed Finish Line in Pit Lane, D = Time Disallowed

P1 51		Kevin WHOLEY		Yamaha TZR - Twistgrip Motorcycles			
IDEAL LAP TIME : 1:03.201		BEST LAP TIME : 1:03.201		DIFFERENCE : 0.000			
LAP	SECTOR 1	SECTOR 2	LAP TIME	MPH	DIFF	TIME OF DAY	
1 -		28.952	1:10.155	74.71	6.954	17:20:07.857	
2 -	35.768	28.438	1:04.206	81.63	1.005	17:21:12.063	
3 -	35.355	28.267	1:03.622 (2)	82.38	0.421	17:22:15.685	
4 -	35.491	28.527	1:04.018 (3)	81.87	0.817	17:23:19.703	
5 -	35.664	28.432	1:04.096	81.77	0.895	17:24:23.799	
6 -	35.485	28.671	1:04.156	81.70	0.955	17:25:27.955	
7 -	35.741	29.051	1:04.792	80.89	1.591	17:26:32.747	
8 -	35.025	28.176	1:03.201 (1)	82.93		17:27:35.948	

P2 13		Doug EDMONDSON		Yamaha TZR250 - Stan Stephens Tuning			
IDEAL LAP TIME : 1:03.637		BEST LAP TIME : 1:03.852		DIFFERENCE : 0.215			
LAP	SECTOR 1	SECTOR 2	LAP TIME	MPH	DIFF	TIME OF DAY	
1 -		28.843	1:09.458	75.46	5.606	17:20:07.160	
2 -	35.432	28.670	1:04.102 (3)	81.76	0.250	17:21:11.262	
3 -	35.706	28.489	1:04.195	81.65	0.343	17:22:15.457	
4 -	35.466	28.654	1:04.120	81.74	0.268	17:23:19.577	
5 -	35.426	28.426	1:03.852 (1)	82.08		17:24:23.429	
6 -	35.211	28.894	1:04.105	81.76	0.253	17:25:27.534	
7 -	35.450	29.081	1:04.531	81.22	0.679	17:26:32.065	
8 -	35.383	28.542	1:03.925 (2)	81.99	0.073	17:27:35.990	

P3 19		Peter BRANTON		Yamaha TZR 250 -			
IDEAL LAP TIME : 1:04.318		BEST LAP TIME : 1:04.472		DIFFERENCE : 0.154			
LAP	SECTOR 1	SECTOR 2	LAP TIME	MPH	DIFF	TIME OF DAY	
1 -		28.786	1:10.406	74.44	5.934	17:20:08.108	
2 -	36.168	28.442	1:04.610 (2)	81.12	0.138	17:21:12.718	
3 -	35.876	28.596	1:04.472 (1)	81.30		17:22:17.190	
4 -	36.261	28.766	1:05.027 (3)	80.60	0.555	17:23:22.217	
5 -	36.548	28.813	1:05.361	80.19	0.889	17:24:27.578	
6 -	36.341	29.172	1:05.513	80.00	1.041	17:25:33.091	
7 -	37.120	29.228	1:06.348	79.00	1.876	17:26:39.439	
8 -	37.727	29.632	1:07.359	77.81	2.887	17:27:46.798	

P4 61		Paul WELCH		Yamaha TZR250 -			
IDEAL LAP TIME : 1:04.890		BEST LAP TIME : 1:05.176		DIFFERENCE : 0.286			
LAP	SECTOR 1	SECTOR 2	LAP TIME	MPH	DIFF	TIME OF DAY	
1 -		29.144	1:12.265	72.53	7.089	17:20:09.967	
2 -	36.606	28.692	1:05.298 (2)	80.27	0.122	17:21:15.265	
3 -	36.546	29.071	1:05.617	79.88	0.441	17:22:20.882	
4 -	36.270	29.712	1:05.982	79.43	0.806	17:23:26.864	
5 -	36.460	29.367	1:05.827	79.62	0.651	17:24:32.691	
6 -	36.815	28.942	1:05.757	79.71	0.581	17:25:38.448	
7 -	36.469	29.062	1:05.531 (3)	79.98	0.355	17:26:43.979	
8 -	36.198	28.978	1:05.176 (1)	80.42		17:27:49.155	

P5 27		Richard HAYWARD		Yamaha TZR - GForce/Hayward R Ltd/SnapOn			
IDEAL LAP TIME : 1:05.232		BEST LAP TIME : 1:05.294		DIFFERENCE : 0.062			
LAP	SECTOR 1	SECTOR 2	LAP TIME	MPH	DIFF	TIME OF DAY	
1 -		29.428	1:11.271	73.54	5.977	17:20:08.973	
2 -	36.117	29.177	1:05.294 (1)	80.27		17:21:14.267	
3 -	36.554	29.425	1:05.979	79.44	0.685	17:22:20.246	
4 -	36.558	29.441	1:05.999	79.41	0.705	17:23:26.245	
5 -	36.302	29.849	1:06.151	79.23	0.857	17:24:32.396	
6 -	36.370	29.346	1:05.716 (3)	79.76	0.422	17:25:38.112	
7 -	36.055	29.615	1:05.670 (2)	79.81	0.376	17:26:43.782	
8 -	36.546	29.282	1:05.828	79.62	0.534	17:27:49.610	

BMCRG - MRO Championships 2023 - Rnd 2 @ Pembrey

DFDS Yamaha Past Masters

RACE 20 - SECTOR ANALYSIS



SECTOR 1 = FL to I1, SECTOR 2 = I1 to FL, DIFF = Difference To Personal Best Lap, P = Crossed Finish Line in Pit Lane, D = Time Disallowed

P6 117		Stuart HALL		Yamaha TZR250 -			
IDEAL LAP TIME : 1:05.497		BEST LAP TIME : 1:05.497		DIFFERENCE : 0.000			
LAP	SECTOR 1	SECTOR 2	LAP TIME	MPH	DIFF	TIME OF DAY	
1 -		29.548	1:11.613	73.19	6.116	17:20:09.315	
2 -	36.326	29.171	1:05.497 (1)	80.02		17:21:14.812	
3 -	36.379	29.455	1:05.834 (2)	79.61	0.337	17:22:20.646	
4 -	36.929	29.569	1:06.498	78.82	1.001	17:23:27.144	
5 -	36.384	29.525	1:05.909 (3)	79.52	0.412	17:24:33.053	
6 -	36.757	29.385	1:06.142	79.24	0.645	17:25:39.195	
7 -	36.636	29.853	1:06.489	78.83	0.992	17:26:45.684	
8 -	36.955	30.163	1:07.118	78.09	1.621	17:27:52.802	

P7 70		Andrew BURSCOUGH		Yamaha YPVS 350 - 39Mad biker designs/Martitanium			
IDEAL LAP TIME : 1:06.593		BEST LAP TIME : 1:06.593		DIFFERENCE : 0.000			
LAP	SECTOR 1	SECTOR 2	LAP TIME	MPH	DIFF	TIME OF DAY	
1 -		29.814	1:12.698	72.10	6.105	17:20:10.400	
2 -	37.165	29.428	1:06.593 (1)	78.71		17:21:16.993	
3 -	37.657	29.719	1:07.376 (3)	77.79	0.783	17:22:24.369	
4 -	37.590	30.129	1:07.719	77.40	1.126	17:23:32.088	
5 -	37.365	29.841	1:07.206 (2)	77.99	0.613	17:24:39.294	
6 -	37.623	29.816	1:07.439	77.72	0.846	17:25:46.733	
7 -	37.858	29.854	1:07.712	77.41	1.119	17:26:54.445	
8 -	37.933	30.345	1:08.278	76.76	1.685	17:28:02.723	

P8 74		Paul WHITBY		Yamaha TZR 250 - Greybridge Ltd			
IDEAL LAP TIME : 1:06.220		BEST LAP TIME : 1:06.369		DIFFERENCE : 0.149			
LAP	SECTOR 1	SECTOR 2	LAP TIME	MPH	DIFF	TIME OF DAY	
1 -		29.991	1:13.816	71.00	7.447	17:20:11.518	
2 -	37.237	29.132	1:06.369 (1)	78.97		17:21:17.887	
3 -	37.088	29.663	1:06.751 (2)	78.52	0.382	17:22:24.638	
4 -	37.562	29.211	1:06.773 (3)	78.49	0.404	17:23:31.411	
5 -	38.280	29.825	1:08.105	76.96	1.736	17:24:39.516	
6 -	37.807	29.662	1:07.469	77.68	1.100	17:25:46.985	
7 -	38.082	30.443	1:08.525	76.49	2.156	17:26:55.510	
8 -	37.432	30.744	1:08.176	76.88	1.807	17:28:03.686	

P9 8		David BALL		Yamaha TZR250 - Gardiner Page and Roe pension consultants			
IDEAL LAP TIME : 1:06.968		BEST LAP TIME : 1:06.968		DIFFERENCE : 0.000			
LAP	SECTOR 1	SECTOR 2	LAP TIME	MPH	DIFF	TIME OF DAY	
1 -		30.124	1:13.475	71.33	6.507	17:20:11.177	
2 -	37.093	29.875	1:06.968 (1)	78.27		17:21:18.145	
3 -	37.123	30.107	1:07.230 (2)	77.96	0.262	17:22:25.375	
4 -	37.418	29.875	1:07.293 (3)	77.89	0.325	17:23:32.668	
5 -	37.415	30.027	1:07.442	77.72	0.474	17:24:40.110	
6 -	37.508	29.933	1:07.441	77.72	0.473	17:25:47.551	
7 -	37.687	30.527	1:08.214	76.84	1.246	17:26:55.765	
8 -	37.572	31.056	1:08.628	76.37	1.660	17:28:04.393	

P10 57		Geoff MOOK		Yamaha TZR 250 -			
IDEAL LAP TIME : 1:06.785		BEST LAP TIME : 1:06.868		DIFFERENCE : 0.083			
LAP	SECTOR 1	SECTOR 2	LAP TIME	MPH	DIFF	TIME OF DAY	
1 -		30.390	1:14.808	70.06	7.940	17:20:12.510	
2 -	37.743	29.674	1:07.417 (3)	77.74	0.549	17:21:19.927	
3 -	37.278	29.719	1:06.997 (2)	78.23	0.129	17:22:26.924	
4 -	37.734	30.093	1:07.827	77.27	0.959	17:23:34.751	
5 -	37.509	30.156	1:07.665	77.46	0.797	17:24:42.416	
6 -	37.681	29.863	1:07.544	77.60	0.676	17:25:49.960	
7 -	37.111	29.757	1:06.868 (1)	78.38		17:26:56.828	
8 -	37.371	30.433	1:07.804	77.30	0.936	17:28:04.632	

BMCRG - MRO Championships 2023 - Rnd 2 @ Pembrey

DFDS Yamaha Past Masters

RACE 20 - SECTOR ANALYSIS



SECTOR 1 = FL to I1, SECTOR 2 = I1 to FL, DIFF = Difference To Personal Best Lap, P = Crossed Finish Line in Pit Lane, D = Time Disallowed

P11 28		Liam McCARTER		Yamaha TZR - Katie McCarter			
IDEAL LAP TIME : 1:06.574		BEST LAP TIME : 1:06.893		DIFFERENCE : 0.319			
LAP	SECTOR 1	SECTOR 2	LAP TIME	MPH	DIFF	TIME OF DAY	
1 -		30.424	1:14.395	70.45	7.502	17:20:12.097	
2 -	37.447	29.692	1:07.139 (3)	78.07	0.246	17:21:19.236	
3 -	37.329	29.906	1:07.235	77.95	0.342	17:22:26.471	
4 -	37.142	29.794	1:06.936 (2)	78.30	0.043	17:23:33.407	
5 -	36.882	30.011	1:06.893 (1)	78.35		17:24:40.300	
6 -	37.396	30.517	1:07.913	77.18	1.020	17:25:48.213	
7 -	37.276	30.636	1:07.912	77.18	1.019	17:26:56.125	
8 -	37.303	31.276	1:08.579	76.43	1.686	17:28:04.704	

P12 26 C		Damian LEE		Yamaha TZR250 - Leed Autos			
IDEAL LAP TIME : 1:07.262		BEST LAP TIME : 1:07.461		DIFFERENCE : 0.199			
LAP	SECTOR 1	SECTOR 2	LAP TIME	MPH	DIFF	TIME OF DAY	
1 -		30.555	1:15.882	69.07	8.421	17:20:13.584	
2 -	37.507	30.019	1:07.526 (2)	77.62	0.065	17:21:21.110	
3 -	37.312	30.369	1:07.681 (3)	77.44	0.220	17:22:28.791	
4 -	37.243	30.218	1:07.461 (1)	77.69		17:23:36.252	
5 -	37.446	30.748	1:08.194	76.86	0.733	17:24:44.446	
6 -	37.594	30.593	1:08.187	76.87	0.726	17:25:52.633	
7 -	37.901	31.453	1:09.354	75.57	1.893	17:27:01.987	
8 -	37.749	30.716	1:08.465	76.55	1.004	17:28:10.452	

P13 29		Derek CRIPPS		Yamaha TZR - Team FBR			
IDEAL LAP TIME : 1:07.433		BEST LAP TIME : 1:07.481		DIFFERENCE : 0.048			
LAP	SECTOR 1	SECTOR 2	LAP TIME	MPH	DIFF	TIME OF DAY	
1 -		30.639	1:16.743	68.30	9.262	17:20:14.445	
2 -	37.660	30.311	1:07.971	77.11	0.490	17:21:22.416	
3 -	37.431	30.050	1:07.481 (1)	77.67		17:22:29.897	
4 -	37.832	30.340	1:08.172	76.88	0.691	17:23:38.069	
5 -	37.383	30.319	1:07.702 (2)	77.42	0.221	17:24:45.771	
6 -	37.451	30.404	1:07.855 (3)	77.24	0.374	17:25:53.626	
7 -	37.503	31.087	1:08.590	76.41	1.109	17:27:02.216	
8 -	37.716	30.703	1:08.419	76.61	0.938	17:28:10.635	

P14 72 C		John HAMILTON		Yamaha TRZ250 - LW Racing			
IDEAL LAP TIME : 1:07.710		BEST LAP TIME : 1:07.926		DIFFERENCE : 0.216			
LAP	SECTOR 1	SECTOR 2	LAP TIME	MPH	DIFF	TIME OF DAY	
1 -		30.280	1:15.156	69.74	7.230	17:20:12.858	
2 -	37.853	30.845	1:08.698	76.29	0.772	17:21:21.556	
3 -	37.708	30.218	1:07.926 (1)	77.16		17:22:29.482	
4 -	37.929	30.443	1:08.372 (3)	76.66	0.446	17:23:37.854	
5 -	37.916	30.472	1:08.388	76.64	0.462	17:24:46.242	
6 -	37.492	30.616	1:08.108 (2)	76.96	0.182	17:25:54.350	
7 -	38.155	30.712	1:08.867	76.11	0.941	17:27:03.217	
8 -	38.271	30.695	1:08.966	76.00	1.040	17:28:12.183	

P15 199 C		Michael FROST		Yamaha TZR250 -			
IDEAL LAP TIME : 1:09.454		BEST LAP TIME : 1:09.470		DIFFERENCE : 0.016			
LAP	SECTOR 1	SECTOR 2	LAP TIME	MPH	DIFF	TIME OF DAY	
1 -		31.968	1:20.758	64.90	11.288	17:20:18.460	
2 -	39.383	31.267	1:10.650	74.19	1.180	17:21:29.110	
3 -	39.494	30.967	1:10.461	74.39	0.991	17:22:39.571	
4 -	39.843	31.263	1:11.106	73.71	1.636	17:23:50.677	
5 -	38.913	31.110	1:10.023 (3)	74.85	0.553	17:25:00.700	
6 -	38.796	30.674	1:09.470 (1)	75.45		17:26:10.170	
7 -	39.229	30.658	1:09.887 (2)	75.00	0.417	17:27:20.057	
8 -	39.206	31.124	1:10.330	74.52	0.860	17:28:30.387	

BMCR - MRO Championships 2023 - Rnd 2 @ Pembrey

DFDS Yamaha Past Masters

RACE 20 - SECTOR ANALYSIS



SECTOR 1 = FL to I1, SECTOR 2 = I1 to FL, DIFF = Difference To Personal Best Lap, P = Crossed Finish Line in Pit Lane, D = Time Disallowed

P16 60 C		Danny GOUGH		Yamaha TZR 250 - G Force Motorcycles			
IDEAL LAP TIME : 1:10.210		BEST LAP TIME : 1:10.210		DIFFERENCE : 0.000			
LAP	SECTOR 1	SECTOR 2	LAP TIME	MPH	DIFF	TIME OF DAY	
1 -		31.805	1:20.157	65.39	9.947	17:20:17.859	
2 -	39.496	31.540	1:11.036	73.78	0.826	17:21:28.895	
3 -	40.361	31.588	1:11.949	72.85	1.739	17:22:40.844	
4 -	39.809	31.586	1:11.395	73.41	1.185	17:23:52.239	
5 -	39.159	31.460	1:10.619 (3)	74.22	0.409	17:25:02.858	
6 -	38.781	31.429	1:10.210 (1)	74.65		17:26:13.068	
7 -	39.136	31.554	1:10.690	74.14	0.480	17:27:23.758	
8 -	38.927	31.527	1:10.454 (2)	74.39	0.244	17:28:34.212	

P17 42 C		Martin PEARSON		Yamaha TZR250 -			
IDEAL LAP TIME : 1:10.158		BEST LAP TIME : 1:10.268		DIFFERENCE : 0.110			
LAP	SECTOR 1	SECTOR 2	LAP TIME	MPH	DIFF	TIME OF DAY	
1 -		32.138	1:21.671	64.17	11.403	17:20:19.373	
2 -	39.745	31.242	1:10.987	73.83	0.719	17:21:30.360	
3 -	39.244	31.541	1:10.785	74.04	0.517	17:22:41.145	
4 -	39.036	31.232	1:10.268 (1)	74.59		17:23:51.413	
5 -	39.482	31.122	1:10.604 (2)	74.23	0.336	17:25:02.017	
6 -	39.068	31.556	1:10.624 (3)	74.21	0.356	17:26:12.641	
7 -	39.386	31.586	1:10.972	73.85	0.704	17:27:23.613	
8 -	39.433	31.537	1:10.970	73.85	0.702	17:28:34.583	

P18 73 C		Colvin TURNER		Yamaha TZR250 -			
IDEAL LAP TIME : 1:09.709		BEST LAP TIME : 1:10.157		DIFFERENCE : 0.448			
LAP	SECTOR 1	SECTOR 2	LAP TIME	MPH	DIFF	TIME OF DAY	
1 -		31.230	1:18.671	66.62	8.514	17:20:16.373	
2 -	38.969	31.562	1:10.531 (2)	74.31	0.374	17:21:26.904	
3 -	39.696	32.105	1:11.801	73.00	1.644	17:22:38.705	
4 -	39.657	32.137	1:11.794	73.00	1.637	17:23:50.499	
5 -	39.694	30.871	1:10.565 (3)	74.28	0.408	17:25:01.064	
6 -	38.838	31.319	1:10.157 (1)	74.71		17:26:11.221	
7 -	39.763	32.074	1:11.837	72.96	1.680	17:27:23.058	
8 -	39.389	32.476	1:11.865	72.93	1.708	17:28:34.923	

P19 7		Pete FISHWICK		TZR250 -			
IDEAL LAP TIME : 1:10.691		BEST LAP TIME : 1:11.201		DIFFERENCE : 0.510			
LAP	SECTOR 1	SECTOR 2	LAP TIME	MPH	DIFF	TIME OF DAY	
1 -		31.915	1:20.555	65.06	9.354	17:20:18.257	
2 -	39.875	32.109	1:11.984	72.81	0.783	17:21:30.241	
3 -	39.566	32.312	1:11.878	72.92	0.677	17:22:42.119	
4 -	38.997	32.204	1:11.201 (1)	73.61		17:23:53.320	
5 -	39.048	32.208	1:11.256 (2)	73.56	0.055	17:25:04.576	
6 -	39.413	32.011	1:11.424 (3)	73.38	0.223	17:26:16.000	
7 -	40.445	31.694	1:12.139	72.65	0.938	17:27:28.139	
8 -	39.599	32.063	1:11.662	73.14	0.461	17:28:39.801	

P20 162		Darren COOPER		Yamaha TZR250 - Twistgrip Motorcycles			
IDEAL LAP TIME : 1:10.282		BEST LAP TIME : 1:10.418		DIFFERENCE : 0.136			
LAP	SECTOR 1	SECTOR 2	LAP TIME	MPH	DIFF	TIME OF DAY	
1 -		32.203	1:22.516	63.52	12.098	17:20:20.218	
2 -	40.632	32.182	1:12.814	71.98	2.396	17:21:33.032	
3 -	39.298	31.120	1:10.418 (1)	74.43		17:22:43.450	
4 -	39.659	30.984	1:10.643 (2)	74.19	0.225	17:23:54.093	
5 -	39.632	31.543	1:11.175	73.64	0.757	17:25:05.268	
6 -	39.802	31.171	1:10.973 (3)	73.85	0.555	17:26:16.241	
7 -	40.054	31.546	1:11.600	73.20	1.182	17:27:27.841	
8 -	40.350	31.853	1:12.203	72.59	1.785	17:28:40.044	

BMCR - MRO Championships 2023 - Rnd 2 @ Pembrey

DFDS Yamaha Past Masters

RACE 20 - SECTOR ANALYSIS



SECTOR 1 = FL to I1, SECTOR 2 = I1 to FL, DIFF = Difference To Personal Best Lap, P = Crossed Finish Line in Pit Lane, D = Time Disallowed

P21 47 R		Roy ALDERSLADE		Yamaha TZR250 -			
IDEAL LAP TIME : 1:10.693		BEST LAP TIME : 1:11.048		DIFFERENCE : 0.355			
LAP	SECTOR 1	SECTOR 2	LAP TIME	MPH	DIFF	TIME OF DAY	
1 -		32.248	1:22.001	63.92	10.953	17:20:19.703	
2 -	40.110	31.623	1:11.733	73.07	0.685	17:21:31.436	
3 -	39.313	31.735	1:11.048 (1)	73.77		17:22:42.484	
4 -	39.646	31.510	1:11.156 (3)	73.66	0.108	17:23:53.640	
5 -	40.455	31.953	1:12.408	72.38	1.360	17:25:06.048	
6 -	39.700	31.380	1:11.080 (2)	73.74	0.032	17:26:17.128	
7 -	39.593	32.018	1:11.611	73.19	0.563	17:27:28.739	
8 -	39.636	31.828	1:11.464	73.34	0.416	17:28:40.203	

P22 43 C		Michael PINCHES		Yamaha TZR250 -			
IDEAL LAP TIME : 1:09.852		BEST LAP TIME : 1:09.852		DIFFERENCE : 0.000			
LAP	SECTOR 1	SECTOR 2	LAP TIME	MPH	DIFF	TIME OF DAY	
1 -		32.355	1:22.383	63.62	12.531	17:20:20.085	
2 -	40.504	32.153	1:12.657	72.14	2.805	17:21:32.742	
3 -	39.844	31.642	1:11.486	73.32	1.634	17:22:44.228	
4 -	40.847	32.587	1:13.434	71.37	3.582	17:23:57.662	
5 -	39.730	31.825	1:11.555	73.25	1.703	17:25:09.217	
6 -	39.372	31.316	1:10.688 (2)	74.15	0.836	17:26:19.905	
7 -	39.326	31.506	1:10.832 (3)	74.00	0.980	17:27:30.737	
8 -	39.131	30.721	1:09.852 (1)	75.03		17:28:40.589	

P23 333 C		Mark STUBBERFIELD		Yamaha TZR250 - Polished concrete London			
IDEAL LAP TIME : 1:13.115		BEST LAP TIME : 1:14.372		DIFFERENCE : 1.257			
LAP	SECTOR 1	SECTOR 2	LAP TIME	MPH	DIFF	TIME OF DAY	
1 -		32.340	1:21.495	64.31	7.123	17:20:19.197	
2 -	41.334	33.381	1:14.715 (3)	70.15	0.343	17:21:33.912	
3 -	40.940	33.432	1:14.372 (1)	70.47		17:22:48.284	
4 -	41.465	33.710	1:15.175	69.72	0.803	17:24:03.459	
5 -	40.775	33.653	1:14.428 (2)	70.42	0.056	17:25:17.887	
6 -	41.998	35.097	1:17.095	67.98	2.723	17:26:34.982	
7 -	42.964	34.534	1:17.498	67.63	3.126	17:27:52.480	

P24 100 R		Chris MADLEY		Yamaha TZR 250 - www.ypmrc.co.uk			
IDEAL LAP TIME : 1:13.892		BEST LAP TIME : 1:13.925		DIFFERENCE : 0.033			
LAP	SECTOR 1	SECTOR 2	LAP TIME	MPH	DIFF	TIME OF DAY	
1 -		33.032	1:24.687	61.89	10.762	17:20:22.389	
2 -	43.377	33.963	1:17.340	67.77	3.415	17:21:39.729	
3 -	41.980	34.082	1:16.062	68.91	2.137	17:22:55.791	
4 -	42.286	33.021	1:15.307	69.60	1.382	17:24:11.098	
5 -	41.271	32.874	1:14.145 (2)	70.69	0.220	17:25:25.243	
6 -	41.304	32.621	1:13.925 (1)	70.90		17:26:39.168	
7 -	41.503	32.826	1:14.329 (3)	70.51	0.404	17:27:53.497	

P25 71 R		Tess BICKERSTAFF		Yamaha TZR250 - Len Whalin			
IDEAL LAP TIME : 1:15.453		BEST LAP TIME : 1:16.193		DIFFERENCE : 0.740			
LAP	SECTOR 1	SECTOR 2	LAP TIME	MPH	DIFF	TIME OF DAY	
1 -		33.147	1:24.496	62.03	8.303	17:20:22.198	
2 -	43.369	33.687	1:17.056 (2)	68.02	0.863	17:21:39.254	
3 -	42.306	33.887	1:16.193 (1)	68.79		17:22:55.447	
4 -	43.019	34.057	1:17.076 (3)	68.00	0.883	17:24:12.523	
5 -	42.979	34.129	1:17.108	67.97	0.915	17:25:29.631	
6 -	42.839	34.637	1:17.476	67.65	1.283	17:26:47.107	
7 -	43.155	34.295	1:17.450	67.67	1.257	17:28:04.557	

BMCRC - MRO Championships 2023 - Rnd 2 @ Pembrey

DFDS Yamaha Past Masters

RACE 20 - SECTOR ANALYSIS



SECTOR 1 = FL to I1, SECTOR 2 = I1 to FL, DIFF = Difference To Personal Best Lap, P = Crossed Finish Line in Pit Lane, D = Time Disallowed

P26 34		Dave HARVIEK		Yamaha TZR250 2MA - HVK Performance Ltd		
IDEAL LAP TIME : 1:10.417		BEST LAP TIME : 1:10.781		DIFFERENCE : 0.364		
LAP	SECTOR 1	SECTOR 2	LAP TIME	MPH	DIFF	TIME OF DAY
1 -		31.531	1:18.556	66.72	7.775	17:20:16.258
2 -	38.886	31.895	1:10.781 (1)	74.05		17:21:27.039
3 -	40.709	38.784	1:19.493 (2)	65.93	8.712	17:22:46.532

BMCRC - MRO Championships 2023 - Rnd 2 @ Pembrey

DFDS Yamaha Past Masters

RACE 20 - BEST SECTORS

SECTOR 1			SECTOR 2			IDEAL / BEST COMPARISON						
POS	NO	NAME	TIME	NO	NAME	TIME	POS	NO	NAME	IDEAL	BEST	DIFF
									PERFECT LAP	1:03.201		
1	51	WHOLEY	35.025	51	WHOLEY	28.176	1	51	WHOLEY	1:03.201	1:03.201	0.000
2	13	EDMONDSON	35.211	13	EDMONDSON	28.426	2	13	EDMONDSON	1:03.637	1:03.852	0.215
3	19	BRANTON	35.876	19	BRANTON	28.442	3	19	BRANTON	1:04.318	1:04.472	0.154
4	27	HAYWARD	36.055	61	WELCH	28.692	4	61	WELCH	1:04.890	1:05.176	0.286
5	61	WELCH	36.198	74	WHITBY	29.132	5	27	HAYWARD	1:05.232	1:05.294	0.062
6	117	HALL	36.326	117	HALL	29.171	6	117	HALL	1:05.497	1:05.497	0.000
7	28	McCARTER	36.882	27	HAYWARD	29.177	7	74	WHITBY	1:06.220	1:06.369	0.149
8	74	WHITBY	37.088	70	BURSCOUGH	29.428	8	28	McCARTER	1:06.574	1:06.893	0.319
9	8	BALL	37.093	57	MOOK	29.674	9	70	BURSCOUGH	1:06.593	1:06.593	0.000
10	57	MOOK	37.111	28	McCARTER	29.692	10	57	MOOK	1:06.785	1:06.868	0.083
11	70	BURSCOUGH	37.165	8	BALL	29.875	11	8	BALL	1:06.968	1:06.968	0.000
12	26	LEE	37.243	26	LEE	30.019	12	26	LEE	1:07.262	1:07.461	0.199
13	29	CRIPPS	37.383	29	CRIPPS	30.050	13	29	CRIPPS	1:07.433	1:07.481	0.048
14	72	HAMILTON	37.492	72	HAMILTON	30.218	14	72	HAMILTON	1:07.710	1:07.926	0.216
15	60	GOUGH	38.781	199	FROST	30.658	15	199	FROST	1:09.454	1:09.470	0.016
16	199	FROST	38.796	43	PINCHES	30.721	16	73	TURNER	1:09.709	1:10.157	0.448
17	73	TURNER	38.838	73	TURNER	30.871	17	43	PINCHES	1:09.852	1:09.852	0.000
18	34	HARVIEK	38.886	162	COOPER	30.984	18	42	PEARSON	1:10.158	1:10.268	0.110
19	7	FISHWICK	38.997	42	PEARSON	31.122	19	60	GOUGH	1:10.210	1:10.210	0.000
20	42	PEARSON	39.036	47	ALDERSLADE	31.380	20	162	COOPER	1:10.282	1:10.418	0.136
21	43	PINCHES	39.131	60	GOUGH	31.429	21	34	HARVIEK	1:10.417	1:10.781	0.364
22	162	COOPER	39.298	34	HARVIEK	31.531	22	7	FISHWICK	1:10.691	1:11.201	0.510
23	47	ALDERSLADE	39.313	7	FISHWICK	31.694	23	47	ALDERSLADE	1:10.693	1:11.048	0.355
24	333	STUBBERFIELD	40.775	333	STUBBERFIELD	32.340	24	333	STUBBERFIELD	1:13.115	1:14.372	1.257
25	100	MADLEY	41.271	100	MADLEY	32.621	25	100	MADLEY	1:13.892	1:13.925	0.033
26	71	BICKERSTAFF	42.306	71	BICKERSTAFF	33.147	26	71	BICKERSTAFF	1:15.453	1:16.193	0.740

BMCRC - MRO Championships 2023 - Rnd 2 @ Pembrey

DFDS Yamaha Past Masters

RACE 20 - STATISTICS

Competitors Started 26
Planned Start 2023-04-08 @ 18:02:00.000
Actual Start 2023-04-08 @ 17:18:57.701
Finish Time 2023-04-08 @ 17:27:35.947
Track Length 1.4560mi.
Total Laps 200
Total Distance Covered 291.2000mi.

Session Fastest Lap History

NO	CL	NAME	LAP TIME	TIME OF DAY	LAP	VEHICLE
13		Doug EDMONDSON	1:04.102	17:21:11.276	2	Yamaha TZR250
51		Kevin WHOLEY	1:03.622	17:22:15.713	3	Yamaha TZR
51		Kevin WHOLEY	1:03.201	17:27:35.977	8	Yamaha TZR

Session Leader History

NO	CL	NAME	FROM LAP	LAPS LED	DISTANCE	VEHICLE
13		Doug EDMONDSON	1	7	10.19 miles	Yamaha TZR250
51		Kevin WHOLEY	8	1	1.45 miles	Yamaha TZR

Flag History

TYPE	TIME OF DAY
GREEN	17:18:57.701
FINISH	17:27:35.947

Flag Statistics

TYPE	COUNT	TOTAL LAPS	TOTAL TIME
Green	1	8	10:28.532
Red	0	0	0.000
Safety Car	0	0	0.000
FCY	0	0	0.000

BMCRC - MRO Championships 2023 - Rnd 2 @ Pembrey

DFDS Yamaha Past Masters

RACE 20 - STATISTICS

CLASS :

15 Starters

Fastest Lap History

NO	NAME	LAP TIME	TIME OF DAY	LAP	VEHICLE
13	Doug EDMONDSON	1:04.102	17:21:11.276	2	Yamaha TZR250
51	Kevin WHOLEY	1:03.622	17:22:15.713	3	Yamaha TZR
51	Kevin WHOLEY	1:03.201	17:27:35.977	8	Yamaha TZR

Leader History

NO	NAME	FROM LAP	LAPS LED	DISTANCE	VEHICLE
13	Doug EDMONDSON	1	7	10.19 miles	Yamaha TZR250
51	Kevin WHOLEY	8	1	1.45 miles	Yamaha TZR

BMCRC - MRO Championships 2023 - Rnd 2 @ Pembrey

DFDS Yamaha Past Masters

RACE 20 - STATISTICS

CLASS : C

8 Starters

Fastest Lap History

NO	NAME	LAP TIME	TIME OF DAY	LAP	VEHICLE
26	Damian LEE	1:07.526	17:21:21.125	2	Yamaha TZR250
26	Damian LEE	1:07.461	17:23:36.266	4	Yamaha TZR250

Leader History

NO	NAME	FROM LAP	LAPS LED	DISTANCE	VEHICLE
72	John HAMILTON	1	1	1.45 miles	Yamaha TRZ250
26	Damian LEE	2	7	10.19 miles	Yamaha TZR250

BMCRC - MRO Championships 2023 - Rnd 2 @ Pembrey

DFDS Yamaha Past Masters

RACE 20 - STATISTICS

CLASS : R

3 Starters

Fastest Lap History

NO	NAME	LAP TIME	TIME OF DAY	LAP	VEHICLE
47	Roy ALDERSLADE	1:11.733	17:21:31.456	2	Yamaha TZR250
47	Roy ALDERSLADE	1:11.048	17:22:42.503	3	Yamaha TZR250

Leader History

NO	NAME	FROM LAP	LAPS LED	DISTANCE	VEHICLE
47	Roy ALDERSLADE	1	8	11.64 miles	Yamaha TZR250

BMCRC - MRO Championships 2023 - Rnd 2 @ Pembrey
DFDS Yamaha Past Masters
RACE 10 - GRID (10 Laps)

ROW 9	27	1:16.193	71 Tess BICKERSTAFF	26	1:14.372	333 Mark STUBBERFIELD	25	1:13.925	100 Chris MADLEY
ROW 8	24	1:11.048	47 Roy ALDERSLADE	23	1:10.781	34 Dave HARVIEK	22		39 Robert KEOGH
ROW 7	21	1:10.418	162 Darren COOPER	20	1:10.268	42 Martin PEARSON	19	1:10.210	60 Danny GOUGH
ROW 6	18	1:10.157	73 Colvin TURNER	17	1:09.852	43 Michael PINCHES	16		22 Rik BALLERINI
ROW 5	15	1:09.470	199 Michael FROST	14	1:07.926	72 John HAMILTON	13	1:07.481	29 Derek CRIPPS
ROW 4	12	1:07.461	26 Damian LEE	11	1:06.968	8 David BALL	10	1:06.893	28 Liam McCARTER
ROW 3	9	1:06.868	57 Geoff MOOK	8	1:06.593	70 Andrew BURSCOUGH	7	1:06.369	74 Paul WHITBY
ROW 2	6	1:05.497	117 Stuart HALL	5	1:05.294	27 Richard HAYWARD	4	1:05.176	61 Paul WELCH
ROW 1	3	1:04.472	19 Peter BRANTON	2	1:03.852	13 Doug EDMONDSON	1	1:03.201	51 Kevin WHOLEY
Pole									

Pembrey National: 1.4560 miles

These results are provisional until the conclusion of any judicial and technical matters.

Clerk Of Course :	Stewards :	Timekeeper : Sarah Evans
-------------------	------------	--------------------------

 Results can be found at www.tsl-timing.com

Printed - 17:35 Saturday, 08 April 2023



BMCRC - MRO Championships 2023 - Rnd 2 @ Pembrey
DFDS Yamaha Past Masters
RACE 10 - CLASSIFICATION

POS	NO	CL	PIC NAME	ENTRY	LAPS	TIME	GAP	DIFF	MPH	BEST	ON
1	51		1 Kevin WHOLEY	Yamaha TZR - Twistgrip Motorcycles	6	6:28.563			80.93	1:03.666	6
2	13		2 Doug EDMONDSON	Yamaha TZR250 - Stan Stephens Tuning	6	6:28.958	0.395	0.395	80.85	1:03.943	3
3	22		3 Rik BALLERINI	Yamaha TZR 250 - SCLS LTD, CAMBRIDGE MC, C	6	6:41.129	12.566	12.171	78.40	1:04.997	5
4	27		4 Richard HAYWARD	Yamaha TZR - GForce/Hayward R Ltd/SnapOn	6	6:41.997	13.434	0.868	78.23	1:05.659	4
5	19		5 Peter BRANTON	Yamaha TZR 250 -	6	6:42.140	13.577	0.143	78.20	1:05.265	2
6	61		6 Paul WELCH	Yamaha TZR250 -	6	6:42.523	13.960	0.383	78.13	1:04.955	2
7	117		7 Stuart HALL	Yamaha TZR250 -	6	6:43.638	15.075	1.115	77.91	1:05.105	2
8	74		8 Paul WHITBY	Yamaha TZR 250 - Greybridge Ltd	6	6:45.823	17.260	2.185	77.49	1:05.909	5
9	57		9 Geoff MOOK	Yamaha TZR 250 -	6	6:48.363	19.800	2.540	77.01	1:06.629	3
10	8	10	David BALL	Yamaha TZR250 - Gardiner Page and Roe pension	6	6:48.507	19.944	0.144	76.98	1:06.307	5
11	28		11 Liam McCARTER	Yamaha TZR - Katie McCarter	6	6:51.233	22.670	2.726	76.47	1:07.157	5
12	72	C	1 John HAMILTON	Yamaha TRZ250 - LW Racing	6	6:54.997	26.434	3.764	75.78	1:07.360	2
13	26	C	2 Damian LEE	Yamaha TZR250 - Leed Autos	6	6:55.131	26.568	0.134	75.75	1:07.723	2
14	29		12 Derek CRIPPS	Yamaha TZR - Team FBR	6	6:55.492	26.929	0.361	75.69	1:07.575	4
15	60	C	3 Danny GOUGH	Yamaha TZR 250 - G Force Motorcycles	6	7:05.860	37.297	10.368	73.84	1:08.927	2
16	199	C	4 Michael FROST	Yamaha TZR250 -	6	7:06.025	37.462	0.165	73.82	1:08.890	3
17	43	C	5 Michael PINCHES	Yamaha TZR250 -	6	7:15.896	47.333	9.871	72.14	1:10.045	6
18	73	C	6 Colvin TURNER	Yamaha TZR250 -	6	7:18.385	49.822	2.489	71.73	1:09.672	2
19	333	C	7 Mark STUBBERFIELD	Yamaha TZR250 - Polished concrete London	6	7:24.318	55.755	5.933	70.78	1:11.590	3
20	42	C	8 Martin PEARSON	Yamaha TZR250 -	6	7:24.752	56.189	0.434	70.71	1:12.455	3
21	162		13 Darren COOPER	Yamaha TZR250 - Twistgrip Motorcycles	6	7:31.917	1:03.354	7.165	69.59	1:12.182	2
22	100	R	1 Chris MADLEY	Yamaha TZR 250 - www.ypmrc.co.uk	5	6:27.928	1 Lap	1 Lap	67.55	1:15.764	2

NOT CLASSIFIED

DNF	47	R	Roy ALDERSLADE	Yamaha TZR250 -	0						
DNF	71	R	Tess BICKERSTAFF	Yamaha TZR250 - Len Whalin	0						

NOT STARTED

NS	34		Dave HARVIEK	Yamaha TZR250 2MA - HVK Performance Ltd							
NS	39	R	Robert KEOGH	Yamaha TZR250 -							
NS	70		Andrew BURSCOUGH	Yamaha YPVS 350 - 39Mad biker designs/Martitaniu							

FASTEST LAP

51	Kevin WHOLEY	Yamaha TZR - Twistgrip Motorcycles	6	1:03.666	82.32 mph	132.49 kph
72	C John HAMILTON	Yamaha TRZ250 - LW Racing	2	1:07.360	77.81 mph	125.23 kph
100	R Chris MADLEY	Yamaha TZR 250 - www.ypmrc.co.uk	2	1:15.764	69.18 mph	111.33 kph

Bike 43 - Transponder stopped working
Class - 92.5% of Race Speed = 74.86 mph
Class C - 92.5% of Race Speed = 70.09 mph
Class R - 92.5% of Race Speed = 62.48 mph

Weather / Track : Bright / Dry
These results are provisional until the conclusion of any judicial and technical matters.

Race Distance: 6 Laps / 8.73 miles

Pembrey National: 1.4560 miles

Date: 09/04/2023 Start: 12:23 Finish: 12:29

Clerk Of Course :	Stewards :	Timekeeper : Sarah Evans
-------------------	------------	--------------------------

 Results can be found at www.tsl-timing.com

Printed - 12:33 Sunday, 09 April 2023



BMCRC - MRO Championships 2023 - Rnd 2 @ Pembrey

DFDS Yamaha Past Masters

RACE 10 - LAP CHART

LAP 1 @ 12:24:39.470

NO	BEHIND	LAP TIME
13		1:08.594
51	0.175	1:08.769
27	2.405	1:10.999
19	2.559	1:11.153
61	2.931	1:11.525
117	3.759	1:12.353
57	4.056	1:12.650
74	4.506	1:13.100
22	4.916	1:13.510
28	5.077	1:13.671
8	5.713	1:14.307
72	5.867	1:14.461
26	7.144	1:15.738
29	7.847	1:16.441
60	8.154	1:16.748
199	8.312	1:16.906
73	8.954	1:17.548
42	11.669	1:20.263
43	11.891	1:20.485
162	12.451	1:21.045
333	12.595	1:21.189
100	14.532	1:23.126

LAP 2 @ 12:25:43.429

NO	BEHIND	LAP TIME
13		1:03.959
51	0.094	1:03.878
19	3.865	1:05.265
61	3.927	1:04.955
27	4.759	1:06.313
117	4.905	1:05.105
57	7.476	1:07.379
22	7.494	1:06.537
74	8.097	1:07.550
28	8.832	1:07.714
72	9.268	1:07.360
8	9.588	1:07.834
26	10.908	1:07.723
29	11.983	1:08.095
60	13.122	1:08.927
199	13.708	1:09.355
73	14.667	1:09.672
43	19.741	1:11.809
42	20.425	1:12.715
162	20.674	1:12.182
333	21.455	1:12.819
100	26.337	1:15.764

LAP 3 @ 12:26:47.372

NO	BEHIND	LAP TIME
13		1:03.943
51	0.087	1:03.936
61	6.262	1:06.278
19	6.578	1:06.656
27	7.008	1:06.192
117	7.729	1:06.767
22	8.901	1:05.350
57	10.162	1:06.629
74	10.499	1:06.345
28	12.300	1:07.411
8	12.639	1:06.994
72	13.180	1:07.855

26	14.732	1:07.767
29	15.731	1:07.691
60	18.516	1:09.337
199	18.655	1:08.890
73	22.256	1:11.532
43	27.158	1:11.360
42	28.937	1:12.455
333	29.102	1:11.590
162	29.988	1:13.257
100	38.721	1:16.327

LAP 4 @ 12:27:51.415

NO	BEHIND	LAP TIME
13		1:04.043
51	0.125	1:04.081
61	8.168	1:05.949
19	8.220	1:05.685
27	8.624	1:05.659
117	9.686	1:06.000
22	9.981	1:05.123
74	12.962	1:06.506
57	13.172	1:07.053
8	15.202	1:06.606
28	16.016	1:07.759
72	17.213	1:08.076
26	18.423	1:07.734
29	19.263	1:07.575
60	25.001	1:10.528
199	25.230	1:10.618
73	31.406	1:13.193
43	34.466	1:11.351
333	37.795	1:12.736
42	38.073	1:13.179
162	39.889	1:13.944
100	51.319	1:16.641

LAP 5 @ 12:28:55.668

NO	BEHIND	LAP TIME
13		1:04.253
51	0.105	1:04.233
19	10.133	1:06.166
61	10.292	1:06.377
22	10.725	1:04.997
27	11.079	1:06.708
117	11.804	1:06.371
74	14.618	1:05.909
57	15.835	1:06.916
8	17.256	1:06.307
28	18.920	1:07.157
72	21.598	1:08.638
26	22.193	1:08.023
29	22.747	1:07.737
60	31.039	1:10.291
199	31.242	1:10.265
73	40.995	1:13.842
43	41.059	1:10.846
333	46.808	1:13.266
42	47.158	1:13.338
162	50.387	1:14.751
100	1:03.136	1:16.070

LAP 6 @ 12:29:59.439

NO	BEHIND	LAP TIME
51		1:03.666

13	0.395	1:04.166
22	12.566	1:05.612
27	13.434	1:06.126
19	13.577	1:07.215
61	13.960	1:07.439
117	15.075	1:07.042
74	17.260	1:06.413
57	19.800	1:07.736
8	19.944	1:06.459
28	22.670	1:07.521
72	26.434	1:08.607
26	26.568	1:08.146
29	26.929	1:07.953
60	37.297	1:10.029
199	37.462	1:09.991
43	47.333	1:10.045
73	49.822	1:12.598
333	55.755	1:12.718
42	56.189	1:12.802
162	1:03.354	1:16.738

BMCRC - MRO Championships 2023 - Rnd 2 @ Pembrey

DFDS Yamaha Past Masters

RACE 10 - POSITION CHART

No	Name	Lap Pos	Lap					
			1	2	3	4	5	6
28	McCARTER	1	13	13	13	13	13	51
162	COOPER	2	51	51	51	51	51	13
8	BALL	3	27	19	61	61	19	22
13	EDMONDSON	4	19	61	19	19	61	27
19	BRANTON	5	61	27	27	27	22	19
22	BALLERINI	6	117	117	117	117	27	61
27	HAYWARD	7	57	57	22	22	117	117
29	CRIPPS	8	74	22	57	74	74	74
51	WHOLEY	9	22	74	74	57	57	57
57	MOOK	10	28	28	28	8	8	8
61	WELCH	11	8	72	8	28	28	28
34	HARVIEK	12	72	8	72	72	72	72
70	BURSCOUGH	13	26	26	26	26	26	26
74	WHITBY	14	29	29	29	29	29	29
117	HALL	15	60	60	60	60	60	60
26	LEE	16	199	199	199	199	199	199
42	PEARSON	17	73	73	73	73	73	43
72	HAMILTON	18	42	43	43	43	43	73
73	TURNER	19	43	42	42	333	333	333
43	PINCHES	20	162	162	333	42	42	42
60	GOUGH	21	333	333	162	162	162	162
199	FROST	22	100	100	100	100	100	
333	STUBBERFIELD	23						
39	KEOGH	24						
47	ALDERSLADE	25						
71	BICKERSTAFF	26						
100	MADLEY	27						

BMCRC - MRO Championships 2023 - Rnd 2 @ Pembrey

DFDS Yamaha Past Masters

RACE 10 - SECTOR ANALYSIS



SECTOR 1 = FL to I1, SECTOR 2 = I1 to FL, DIFF = Difference To Personal Best Lap, P = Crossed Finish Line in Pit Lane, D = Time Disallowed

P1 51		Kevin WHOLEY		Yamaha TZR - Twistgrip Motorcycles			
IDEAL LAP TIME : 1:03.628		BEST LAP TIME : 1:03.666		DIFFERENCE : 0.038			
LAP	SECTOR 1	SECTOR 2	LAP TIME	MPH	DIFF	TIME OF DAY	
1 -		28.626	1:08.769	76.22	5.103	12:24:39.645	
2 -	35.430	28.448	1:03.878 (2)	82.05	0.212	12:25:43.523	
3 -	35.436	28.500	1:03.936 (3)	81.98	0.270	12:26:47.459	
4 -	35.388	28.693	1:04.081	81.79	0.415	12:27:51.540	
5 -	35.587	28.646	1:04.233	81.60	0.567	12:28:55.773	
6 -	35.426	28.240	1:03.666 (1)	82.32		12:29:59.439	

P2 13		Doug EDMONDSON		Yamaha TZR250 - Stan Stephens Tuning			
IDEAL LAP TIME : 1:03.887		BEST LAP TIME : 1:03.943		DIFFERENCE : 0.056			
LAP	SECTOR 1	SECTOR 2	LAP TIME	MPH	DIFF	TIME OF DAY	
1 -		28.710	1:08.594	76.41	4.651	12:24:39.470	
2 -	35.288	28.671	1:03.959 (2)	81.95	0.016	12:25:43.429	
3 -	35.309	28.634	1:03.943 (1)	81.97		12:26:47.372	
4 -	35.264	28.779	1:04.043 (3)	81.84	0.100	12:27:51.415	
5 -	35.532	28.721	1:04.253	81.57	0.310	12:28:55.668	
6 -	35.253	28.913	1:04.166	81.68	0.223	12:29:59.834	

P3 22		Rik BALLERINI		Yamaha TZR 250 - SCLS LTD, CAMBRIDGE MC, GECKO RAC			
IDEAL LAP TIME : 1:04.907		BEST LAP TIME : 1:04.997		DIFFERENCE : 0.090			
LAP	SECTOR 1	SECTOR 2	LAP TIME	MPH	DIFF	TIME OF DAY	
1 -		29.193	1:13.510	71.30	8.513	12:24:44.386	
2 -	37.434	29.103	1:06.537	78.77	1.540	12:25:50.923	
3 -	36.432	28.918	1:05.350 (3)	80.20	0.353	12:26:56.273	
4 -	36.294	28.829	1:05.123 (2)	80.48	0.126	12:28:01.396	
5 -	36.078	28.919	1:04.997 (1)	80.64		12:29:06.393	
6 -	36.358	29.254	1:05.612	79.88	0.615	12:30:12.005	

P4 27		Richard HAYWARD		Yamaha TZR - GForce/Hayward R Ltd/SnapOn			
IDEAL LAP TIME : 1:05.466		BEST LAP TIME : 1:05.659		DIFFERENCE : 0.193			
LAP	SECTOR 1	SECTOR 2	LAP TIME	MPH	DIFF	TIME OF DAY	
1 -		29.276	1:10.999	73.82	5.340	12:24:41.875	
2 -	36.886	29.427	1:06.313	79.04	0.654	12:25:48.188	
3 -	36.818	29.374	1:06.192 (3)	79.18	0.533	12:26:54.380	
4 -	36.565	29.094	1:05.659 (1)	79.83		12:28:00.039	
5 -	36.618	30.090	1:06.708	78.57	1.049	12:29:06.747	
6 -	36.372	29.754	1:06.126 (2)	79.26	0.467	12:30:12.873	

P5 19		Peter BRANTON		Yamaha TZR 250 -			
IDEAL LAP TIME : 1:04.887		BEST LAP TIME : 1:05.265		DIFFERENCE : 0.378			
LAP	SECTOR 1	SECTOR 2	LAP TIME	MPH	DIFF	TIME OF DAY	
1 -		29.094	1:11.153	73.66	5.888	12:24:42.029	
2 -	36.000	29.265	1:05.265 (1)	80.31		12:25:47.294	
3 -	37.676	28.980	1:06.656	78.63	1.391	12:26:53.950	
4 -	36.798	28.887	1:05.685 (2)	79.79	0.420	12:27:59.635	
5 -	36.831	29.335	1:06.166 (3)	79.21	0.901	12:29:05.801	
6 -	37.226	29.989	1:07.215	77.98	1.950	12:30:13.016	

P6 61		Paul WELCH		Yamaha TZR250 -			
IDEAL LAP TIME : 1:04.955		BEST LAP TIME : 1:04.955		DIFFERENCE : 0.000			
LAP	SECTOR 1	SECTOR 2	LAP TIME	MPH	DIFF	TIME OF DAY	
1 -		29.327	1:11.525	73.28	6.570	12:24:42.401	
2 -	36.228	28.727	1:04.955 (1)	80.69		12:25:47.356	
3 -	37.244	29.034	1:06.278 (3)	79.08	1.323	12:26:53.634	
4 -	36.856	29.093	1:05.949 (2)	79.47	0.994	12:27:59.583	
5 -	37.046	29.331	1:06.377	78.96	1.422	12:29:05.960	
6 -	37.276	30.163	1:07.439	77.72	2.484	12:30:13.399	

BMCRC - MRO Championships 2023 - Rnd 2 @ Pembrey

DFDS Yamaha Past Masters

RACE 10 - SECTOR ANALYSIS



SECTOR 1 = FL to I1, SECTOR 2 = I1 to FL, DIFF = Difference To Personal Best Lap, P = Crossed Finish Line in Pit Lane, D = Time Disallowed

P7 117		Stuart HALL		Yamaha TZR250 -			
IDEAL LAP TIME : 1:05.105		BEST LAP TIME : 1:05.105		DIFFERENCE : 0.000			
LAP	SECTOR 1	SECTOR 2	LAP TIME	MPH	DIFF	TIME OF DAY	
1 -		29.922	1:12.353	72.44	7.248	12:24:43.229	
2 -	36.022	29.083	1:05.105 (1)	80.50		12:25:48.334	
3 -	36.943	29.824	1:06.767	78.50	1.662	12:26:55.101	
4 -	36.769	29.231	1:06.000 (2)	79.41	0.895	12:28:01.101	
5 -	36.864	29.507	1:06.371 (3)	78.97	1.266	12:29:07.472	
6 -	37.218	29.824	1:07.042	78.18	1.937	12:30:14.514	

P8 74		Paul WHITBY		Yamaha TZR 250 - Greybridge Ltd			
IDEAL LAP TIME : 1:05.893		BEST LAP TIME : 1:05.909		DIFFERENCE : 0.016			
LAP	SECTOR 1	SECTOR 2	LAP TIME	MPH	DIFF	TIME OF DAY	
1 -		29.310	1:13.100	71.70	7.191	12:24:43.976	
2 -	37.689	29.861	1:07.550	77.59	1.641	12:25:51.526	
3 -	36.909	29.436	1:06.345 (2)	79.00	0.436	12:26:57.871	
4 -	36.979	29.527	1:06.506	78.81	0.597	12:28:04.377	
5 -	36.583	29.326	1:05.909 (1)	79.52		12:29:10.286	
6 -	36.700	29.713	1:06.413 (3)	78.92	0.504	12:30:16.699	

P9 57		Geoff MOOK		Yamaha TZR 250 -			
IDEAL LAP TIME : 1:06.359		BEST LAP TIME : 1:06.629		DIFFERENCE : 0.270			
LAP	SECTOR 1	SECTOR 2	LAP TIME	MPH	DIFF	TIME OF DAY	
1 -		29.382	1:12.650	72.14	6.021	12:24:43.526	
2 -	37.662	29.717	1:07.379	77.79	0.750	12:25:50.905	
3 -	36.977	29.652	1:06.629 (1)	78.66		12:26:57.534	
4 -	37.094	29.959	1:07.053 (3)	78.17	0.424	12:28:04.587	
5 -	37.136	29.780	1:06.916 (2)	78.33	0.287	12:29:11.503	
6 -	37.640	30.096	1:07.736	77.38	1.107	12:30:19.239	

P10 8		David BALL		Yamaha TZR250 - Gardiner Page and Roe pension consultants			
IDEAL LAP TIME : 1:06.109		BEST LAP TIME : 1:06.307		DIFFERENCE : 0.198			
LAP	SECTOR 1	SECTOR 2	LAP TIME	MPH	DIFF	TIME OF DAY	
1 -		30.113	1:14.307	70.53	8.000	12:24:45.183	
2 -	37.773	30.061	1:07.834	77.27	1.527	12:25:53.017	
3 -	37.005	29.989	1:06.994	78.23	0.687	12:27:00.011	
4 -	36.663	29.943	1:06.606 (3)	78.69	0.299	12:28:06.617	
5 -	36.607	29.700	1:06.307 (1)	79.05		12:29:12.924	
6 -	36.409	30.050	1:06.459 (2)	78.86	0.152	12:30:19.383	

P11 28		Liam McCARTER		Yamaha TZR - Katie McCarter			
IDEAL LAP TIME : 1:07.150		BEST LAP TIME : 1:07.157		DIFFERENCE : 0.007			
LAP	SECTOR 1	SECTOR 2	LAP TIME	MPH	DIFF	TIME OF DAY	
1 -		30.188	1:13.671	71.14	6.514	12:24:44.547	
2 -	37.673	30.041	1:07.714	77.40	0.557	12:25:52.261	
3 -	37.538	29.873	1:07.411 (2)	77.75	0.254	12:26:59.672	
4 -	37.868	29.891	1:07.759	77.35	0.602	12:28:07.431	
5 -	37.277	29.880	1:07.157 (1)	78.04		12:29:14.588	
6 -	37.517	30.004	1:07.521 (3)	77.62	0.364	12:30:22.109	

P12 72 C		John HAMILTON		Yamaha TRZ250 - LW Racing			
IDEAL LAP TIME : 1:07.060		BEST LAP TIME : 1:07.360		DIFFERENCE : 0.300			
LAP	SECTOR 1	SECTOR 2	LAP TIME	MPH	DIFF	TIME OF DAY	
1 -		29.864	1:14.461	70.39	7.101	12:24:45.337	
2 -	37.196	30.164	1:07.360 (1)	77.81		12:25:52.697	
3 -	37.827	30.028	1:07.855 (2)	77.24	0.495	12:27:00.552	
4 -	37.730	30.346	1:08.076 (3)	76.99	0.716	12:28:08.628	
5 -	37.965	30.673	1:08.638	76.36	1.278	12:29:17.266	
6 -	37.957	30.650	1:08.607	76.40	1.247	12:30:25.873	

BMCRC - MRO Championships 2023 - Rnd 2 @ Pembrey

DFDS Yamaha Past Masters

RACE 10 - SECTOR ANALYSIS



SECTOR 1 = FL to I1, SECTOR 2 = I1 to FL, DIFF = Difference To Personal Best Lap, P = Crossed Finish Line in Pit Lane, D = Time Disallowed

P13 26 C		Damian LEE		Yamaha TZR250 - Leed Autos		
IDEAL LAP TIME : 1:07.351		BEST LAP TIME : 1:07.723		DIFFERENCE : 0.372		
LAP	SECTOR 1	SECTOR 2	LAP TIME	MPH	DIFF	TIME OF DAY
1 -		30.607	1:15.738	69.20	8.015	12:24:46.614
2 -	37.435	30.288	1:07.723 (1)	77.39		12:25:54.337
3 -	37.327	30.440	1:07.767 (3)	77.34	0.044	12:27:02.104
4 -	37.063	30.671	1:07.734 (2)	77.38	0.011	12:28:09.838
5 -	37.197	30.826	1:08.023	77.05	0.300	12:29:17.861
6 -	37.498	30.648	1:08.146	76.91	0.423	12:30:26.007

P14 29		Derek CRIPPS		Yamaha TZR - Team FBR		
IDEAL LAP TIME : 1:07.575		BEST LAP TIME : 1:07.575		DIFFERENCE : 0.000		
LAP	SECTOR 1	SECTOR 2	LAP TIME	MPH	DIFF	TIME OF DAY
1 -		31.037	1:16.441	68.57	8.866	12:24:47.317
2 -	37.573	30.522	1:08.095	76.97	0.520	12:25:55.412
3 -	37.364	30.327	1:07.691 (2)	77.43	0.116	12:27:03.103
4 -	37.337	30.238	1:07.575 (1)	77.56		12:28:10.678
5 -	37.370	30.367	1:07.737 (3)	77.38	0.162	12:29:18.415
6 -	37.462	30.491	1:07.953	77.13	0.378	12:30:26.368

P15 60 C		Danny GOUGH		Yamaha TZR 250 - G Force Motorcycles		
IDEAL LAP TIME : 1:08.630		BEST LAP TIME : 1:08.927		DIFFERENCE : 0.297		
LAP	SECTOR 1	SECTOR 2	LAP TIME	MPH	DIFF	TIME OF DAY
1 -		30.875	1:16.748	68.29	7.821	12:24:47.624
2 -	38.234	30.693	1:08.927 (1)	76.04		12:25:56.551
3 -	37.937	31.400	1:09.337 (2)	75.59	0.410	12:27:05.888
4 -	39.024	31.504	1:10.528	74.31	1.601	12:28:16.416
5 -	38.801	31.490	1:10.291	74.57	1.364	12:29:26.707
6 -	38.754	31.275	1:10.029 (3)	74.84	1.102	12:30:36.736

P16 199 C		Michael FROST		Yamaha TZR250 -		
IDEAL LAP TIME : 1:08.890		BEST LAP TIME : 1:08.890		DIFFERENCE : 0.000		
LAP	SECTOR 1	SECTOR 2	LAP TIME	MPH	DIFF	TIME OF DAY
1 -		30.820	1:16.906	68.15	8.016	12:24:47.782
2 -	38.595	30.760	1:09.355 (2)	75.57	0.465	12:25:57.137
3 -	38.382	30.508	1:08.890 (1)	76.08		12:27:06.027
4 -	39.026	31.592	1:10.618	74.22	1.728	12:28:16.645
5 -	38.955	31.310	1:10.265	74.59	1.375	12:29:26.910
6 -	39.104	30.887	1:09.991 (3)	74.88	1.101	12:30:36.901

P17 43 C		Michael PINCHES		Yamaha TZR250 -		
IDEAL LAP TIME :		BEST LAP TIME : 1:10.045		DIFFERENCE :		
LAP	SECTOR 1	SECTOR 2	LAP TIME	MPH	DIFF	TIME OF DAY
1 -			1:20.485	65.12	10.440	12:24:51.361
2 -			1:11.809	72.99	1.764	12:26:03.170
3 -			1:11.360	73.45	1.315	12:27:14.530
4 -			1:11.351 (3)	73.46	1.306	12:28:25.881
5 -			1:10.846 (2)	73.98	0.801	12:29:36.727
6 -			1:10.045 (1)	74.83		12:30:46.772

P18 73 C		Colvin TURNER		Yamaha TZR250 -		
IDEAL LAP TIME : 1:09.637		BEST LAP TIME : 1:09.672		DIFFERENCE : 0.035		
LAP	SECTOR 1	SECTOR 2	LAP TIME	MPH	DIFF	TIME OF DAY
1 -		31.039	1:17.548	67.59	7.876	12:24:48.424
2 -	38.598	31.074	1:09.672 (1)	75.23		12:25:58.096
3 -	39.713	31.819	1:11.532 (2)	73.27	1.860	12:27:09.628
4 -	41.054	32.139	1:13.193	71.61	3.521	12:28:22.821
5 -	41.782	32.060	1:13.842	70.98	4.170	12:29:36.663
6 -	39.913	32.685	1:12.598 (3)	72.20	2.926	12:30:49.261

BMCRC - MRO Championships 2023 - Rnd 2 @ Pembrey

DFDS Yamaha Past Masters

RACE 10 - SECTOR ANALYSIS



SECTOR 1 = FL to I1, SECTOR 2 = I1 to FL, DIFF = Difference To Personal Best Lap, P = Crossed Finish Line in Pit Lane, D = Time Disallowed

P19 333 C		Mark STUBBERFIELD		Yamaha TZR250 - Polished concrete London		
IDEAL LAP TIME : 1:11.488		BEST LAP TIME : 1:11.590		DIFFERENCE : 0.102		
LAP	SECTOR 1	SECTOR 2	LAP TIME	MPH	DIFF	TIME OF DAY
1 -		32.178	1:21.189	64.56	9.599	12:24:52.065
2 -	41.254	31.565	1:12.819	71.98	1.229	12:26:04.884
3 -	39.923	31.667	1:11.590 (1)	73.21		12:27:16.474
4 -	40.304	32.432	1:12.736 (3)	72.06	1.146	12:28:29.210
5 -	40.669	32.597	1:13.266	71.54	1.676	12:29:42.476
6 -	40.460	32.258	1:12.718 (2)	72.08	1.128	12:30:55.194

P20 42 C		Martin PEARSON		Yamaha TZR250 -		
IDEAL LAP TIME : 1:12.372		BEST LAP TIME : 1:12.455		DIFFERENCE : 0.083		
LAP	SECTOR 1	SECTOR 2	LAP TIME	MPH	DIFF	TIME OF DAY
1 -		32.260	1:20.263	65.30	7.808	12:24:51.139
2 -	40.757	31.958	1:12.715 (2)	72.08	0.260	12:26:03.854
3 -	40.496	31.959	1:12.455 (1)	72.34		12:27:16.309
4 -	40.849	32.330	1:13.179	71.62	0.724	12:28:29.488
5 -	40.896	32.442	1:13.338	71.47	0.883	12:29:42.826
6 -	40.414	32.388	1:12.802 (3)	71.99	0.347	12:30:55.628

P21 162		Darren COOPER		Yamaha TZR250 - Twistgrip Motorcycles		
IDEAL LAP TIME : 1:12.182		BEST LAP TIME : 1:12.182		DIFFERENCE : 0.000		
LAP	SECTOR 1	SECTOR 2	LAP TIME	MPH	DIFF	TIME OF DAY
1 -		32.383	1:21.045	64.67	8.863	12:24:51.921
2 -	40.236	31.946	1:12.182 (1)	72.61		12:26:04.103
3 -	40.880	32.377	1:13.257 (2)	71.55	1.075	12:27:17.360
4 -	41.145	32.799	1:13.944 (3)	70.88	1.762	12:28:31.304
5 -	41.310	33.441	1:14.751	70.12	2.569	12:29:46.055
6 -	42.445	34.293	1:16.738	68.30	4.556	12:31:02.793

P22 100 R		Chris MADLEY		Yamaha TZR 250 - www.ypmrc.co.uk		
IDEAL LAP TIME : 1:15.374		BEST LAP TIME : 1:15.764		DIFFERENCE : 0.390		
LAP	SECTOR 1	SECTOR 2	LAP TIME	MPH	DIFF	TIME OF DAY
1 -		33.258	1:23.126	63.05	7.362	12:24:54.002
2 -	42.116	33.648	1:15.764 (1)	69.18		12:26:09.766
3 -	42.317	34.010	1:16.327 (3)	68.67	0.563	12:27:26.093
4 -	42.568	34.073	1:16.641	68.39	0.877	12:28:42.734
5 -	42.353	33.717	1:16.070 (2)	68.90	0.306	12:29:58.804

BMCRC - MRO Championships 2023 - Rnd 2 @ Pembrey

DFDS Yamaha Past Masters

RACE 10 - BEST SECTORS

SECTOR 1			SECTOR 2			IDEAL / BEST COMPARISON						
POS	NO	NAME	TIME	NO	NAME	TIME	POS	NO	NAME	IDEAL	BEST	DIFF
									PERFECT LAP	1:03.493		
1	13	EDMONDSON	35.253	51	WHOLEY	28.240	1	51	WHOLEY	1:03.628	1:03.666	0.038
2	51	WHOLEY	35.388	13	EDMONDSON	28.634	2	13	EDMONDSON	1:03.887	1:03.943	0.056
3	19	BRANTON	36.000	61	WELCH	28.727	3	19	BRANTON	1:04.887	1:05.265	0.378
4	117	HALL	36.022	22	BALLERINI	28.829	4	22	BALLERINI	1:04.907	1:04.997	0.090
5	22	BALLERINI	36.078	19	BRANTON	28.887	5	61	WELCH	1:04.955	1:04.955	0.000
6	61	WELCH	36.228	117	HALL	29.083	6	117	HALL	1:05.105	1:05.105	0.000
7	27	HAYWARD	36.372	27	HAYWARD	29.094	7	27	HAYWARD	1:05.466	1:05.659	0.193
8	8	BALL	36.409	74	WHITBY	29.310	8	74	WHITBY	1:05.893	1:05.909	0.016
9	74	WHITBY	36.583	57	MOOK	29.382	9	8	BALL	1:06.109	1:06.307	0.198
10	57	MOOK	36.977	8	BALL	29.700	10	57	MOOK	1:06.359	1:06.629	0.270
11	26	LEE	37.063	72	HAMILTON	29.864	11	72	HAMILTON	1:07.060	1:07.360	0.300
12	72	HAMILTON	37.196	28	McCARTER	29.873	12	28	McCARTER	1:07.150	1:07.157	0.007
13	28	McCARTER	37.277	29	CRIPPS	30.238	13	26	LEE	1:07.351	1:07.723	0.372
14	29	CRIPPS	37.337	26	LEE	30.288	14	29	CRIPPS	1:07.575	1:07.575	0.000
15	60	GOUGH	37.937	199	FROST	30.508	15	60	GOUGH	1:08.630	1:08.927	0.297
16	199	FROST	38.382	60	GOUGH	30.693	16	199	FROST	1:08.890	1:08.890	0.000
17	73	TURNER	38.598	73	TURNER	31.039	17	73	TURNER	1:09.637	1:09.672	0.035
18	333	STUBBERFIELD	39.923	333	STUBBERFIELD	31.565	18	333	STUBBERFIELD	1:11.488	1:11.590	0.102
19	162	COOPER	40.236	162	COOPER	31.946	19	162	COOPER	1:12.182	1:12.182	0.000
20	42	PEARSON	40.414	42	PEARSON	31.958	20	42	PEARSON	1:12.372	1:12.455	0.083
21	100	MADLEY	42.116	100	MADLEY	33.258	21	100	MADLEY	1:15.374	1:15.764	0.390
22							22	43	PINCHES		1:10.045	
23												
24												

BMCRC - MRO Championships 2023 - Rnd 2 @ Pembrey

DFDS Yamaha Past Masters

RACE 10 - STATISTICS

Competitors Started 22
Planned Start 2023-04-09 @ 12:21:00.000
Actual Start 2023-04-09 @ 12:23:30.876
Finish Time 2023-04-09 @ 12:29:59.438
Track Length 1.4560mi.
Total Laps 131
Total Distance Covered 190.7360mi.

Session Fastest Lap History

NO	CL	NAME	LAP TIME	TIME OF DAY	LAP	VEHICLE
13		Doug EDMONDSON	1:03.959	12:25:43.442	2	Yamaha TZR250
51		Kevin WHOLEY	1:03.878	12:25:43.523	2	Yamaha TZR
51		Kevin WHOLEY	1:03.666	12:29:59.468	6	Yamaha TZR

Session Leader History

NO	CL	NAME	FROM LAP	LAPS LED	DISTANCE	VEHICLE
13		Doug EDMONDSON	1	5	7.28 miles	Yamaha TZR250
51		Kevin WHOLEY	6	1	1.45 miles	Yamaha TZR

Flag History

TYPE	TIME OF DAY
GREEN	12:23:30.876
FINISH	12:29:59.438

Flag Statistics

TYPE	COUNT	TOTAL LAPS	TOTAL TIME
Green	1	6	8:29.227
Red	0	0	0.000
Safety Car	0	0	0.000
FCY	0	0	0.000

BMCRC - MRO Championships 2023 - Rnd 2 @ Pembrey

DFDS Yamaha Past Masters

RACE 10 - STATISTICS

CLASS :

13 Starters

Fastest Lap History

NO	NAME	LAP TIME	TIME OF DAY	LAP	VEHICLE
13	Doug EDMONDSON	1:03.959	12:25:43.442	2	Yamaha TZR250
51	Kevin WHOLEY	1:03.878	12:25:43.523	2	Yamaha TZR
51	Kevin WHOLEY	1:03.666	12:29:59.468	6	Yamaha TZR

Leader History

NO	NAME	FROM LAP	LAPS LED	DISTANCE	VEHICLE
13	Doug EDMONDSON	1	5	7.28 miles	Yamaha TZR250
51	Kevin WHOLEY	6	1	1.45 miles	Yamaha TZR

BMCRC - MRO Championships 2023 - Rnd 2 @ Pembrey

DFDS Yamaha Past Masters

RACE 10 - STATISTICS

CLASS : C

8 Starters

Fastest Lap History

NO	NAME	LAP TIME	TIME OF DAY	LAP	VEHICLE
72	John HAMILTON	1:07.360	12:25:52.731	2	Yamaha TRZ250

Leader History

NO	NAME	FROM LAP	LAPS LED	DISTANCE	VEHICLE
72	John HAMILTON	1	6	8.73 miles	Yamaha TRZ250

BMCRC - MRO Championships 2023 - Rnd 2 @ Pembrey

DFDS Yamaha Past Masters

RACE 10 - STATISTICS

CLASS : R

1 Starters

Fastest Lap History

NO	NAME	LAP TIME	TIME OF DAY	LAP	VEHICLE
100	Chris MADLEY	1:15.764	12:26:09.805	2	Yamaha TZR 250

Leader History

NO	NAME	FROM LAP	LAPS LED	DISTANCE	VEHICLE
100	Chris MADLEY	1	5	7.28 miles	Yamaha TZR 250

BMCRC - MRO Championships 2023 - Rnd 2 @ Pembrey
DFDS Yamaha Past Masters
RACE 21 - GRID (10 Laps)

ROW 9	27	71 Tess BICKERSTAFF	26	47 Roy ALDERSLADE	25	34 Dave HARVIEK			
ROW 8	24	39 Robert KEOGH	1:15.764	23	100 Chris MADLEY	1:12.455	22	42 Martin PEARSON	
ROW 7	21	1:12.182	162 Darren COOPER	20	1:11.590	333 Mark STUBBERFIELD	19	1:10.045	43 Michael PINCHES
ROW 6	18	1:09.672	73 Colvin TURNER	17	1:08.927	60 Danny GOUGH	16	1:08.890	199 Michael FROST
ROW 5	15	1:07.723	26 Damian LEE	14	70 Andrew BURSCOUGH	13	1:07.575	29 Derek CRIPPS	
ROW 4	12	1:07.360	72 John HAMILTON	11	1:07.157	28 Liam McCARTER	10	1:06.629	57 Geoff MOOK
ROW 3	9	1:06.307	8 David BALL	8	1:05.909	74 Paul WHITBY	7	1:05.659	27 Richard HAYWARD
ROW 2	6	1:05.265	19 Peter BRANTON	5	1:05.105	117 Stuart HALL	4	1:04.997	22 Rik BALLERINI
ROW 1	3	1:04.955	61 Paul WELCH	2	1:03.943	13 Doug EDMONDSON	1	1:03.666	51 Kevin WHOLEY
Pole									

Pembrey National: 1.4560 miles

These results are provisional until the conclusion of any judicial and technical matters.

Clerk Of Course :	Stewards :	Timekeeper : Sarah Evans
-------------------	------------	--------------------------

 Results can be found at www.tsl-timing.com

Printed - 12:38 Sunday, 09 April 2023



BMCRC - MRO Championships 2023 - Rnd 2 @ Pembrey
DFDS Yamaha Past Masters
RACE 21 - CLASSIFICATION

POS	NO	CL	PIC NAME	ENTRY	LAPS	TIME	GAP	DIFF	MPH	BEST	ON
1	51		1 Kevin WHOLEY	Yamaha TZR - Twistgrip Motorcycles	7	7:34.504			80.72	1:03.980	6
2	13		2 Doug EDMONDSON	Yamaha TZR250 - Stan Stephens Tuning	7	7:36.958	2.454	2.454	80.29	1:04.182	5
3	19		3 Peter BRANTON	Yamaha TZR 250 -	7	7:42.060	7.556	5.102	79.40	1:05.000	5
4	61		4 Paul WELCH	Yamaha TZR250 -	7	7:43.109	8.605	1.049	79.22	1:05.051	5
5	74		5 Paul WHITBY	Yamaha TZR 250 - Greybridge Ltd	7	7:50.969	16.465	7.860	77.90	1:05.627	3
6	27		6 Richard HAYWARD	Yamaha TZR - GForce/Hayward R Ltd/SnapOn	7	7:51.275	16.771	0.306	77.85	1:05.013	6
7	57		7 Geoff MOOK	Yamaha TZR 250 -	7	7:54.535	20.031	3.260	77.32	1:06.283	5
8	28		8 Liam McCARTER	Yamaha TZR - Katie McCarter	7	7:55.908	21.404	1.373	77.09	1:06.619	6
9	26	C	1 Damian LEE	Yamaha TZR250 - Leed Autos	7	7:59.215	24.711	3.307	76.56	1:07.143	3
10	29		9 Derek CRIPPS	Yamaha TZR - Team FBR	7	8:05.826	31.322	6.611	75.52	1:07.930	3
11	72	C	2 John HAMILTON	Yamaha TRZ250 - LW Racing	7	8:07.726	33.222	1.900	75.22	1:08.427	3
12	60	C	3 Danny GOUGH	Yamaha TZR 250 - G Force Motorcycles	7	8:15.973	41.469	8.247	73.97	1:09.235	2
13	199	C	4 Michael FROST	Yamaha TZR250 -	7	8:16.131	41.627	0.158	73.95	1:09.530	4
14	43	C	5 Michael PINCHES	Yamaha TZR250 -	7	8:20.176	45.672	4.045	73.35	1:10.188	6
15	162		10 Darren COOPER	Yamaha TZR250 - Twistgrip Motorcycles	7	8:30.690	56.186	10.514	71.84	1:11.252	6
16	333	C	6 Mark STUBBERFIELD	Yamaha TZR250 - Polished concrete London	7	8:30.721	56.217	0.031	71.84	1:11.269	2
17	42	C	7 Martin PEARSON	Yamaha TZR250 -	7	8:31.468	56.964	0.747	71.73	1:11.265	6
18	73	C	8 Colvin TURNER	Yamaha TZR250 -	7	8:31.605	57.101	0.137	71.71	1:11.342	6
19	47	R	1 Roy ALDERSLADE	Yamaha TZR250 -	7	8:31.852	57.348	0.247	71.68	1:11.261	6
20	100	R	2 Chris MADLEY	Yamaha TZR 250 - www.ypmrc.co.uk	6	7:42.355	1 Lap	1 Lap	68.02	1:15.056	3

NOT CLASSIFIED

DNF	22		Rik BALLERINI	Yamaha TZR 250 - SCLS LTD, CAMBRIDGE MC, C	0						
DNF	117		Stuart HALL	Yamaha TZR250 -	0						

NOT STARTED

NS	8		David BALL	Yamaha TZR250 - Gardiner Page and Roe pension							
NS	34		Dave HARVIEK	Yamaha TZR250 2MA - HVK Performance Ltd							
NS	39	R	Robert KEOGH	Yamaha TZR250 -							
NS	70		Andrew BURSCOUGH	Yamaha YPVS 350 - 39Mad biker designs/Martitaniu							
NS	71	R	Tess BICKERSTAFF	Yamaha TZR250 - Len Whalin							

FASTEST LAP

51	Kevin WHOLEY	Yamaha TZR - Twistgrip Motorcycles	6	1:03.980	81.92 mph	131.84 kph
26	Damian LEE	Yamaha TZR250 - Leed Autos	3	1:07.143	78.06 mph	125.63 kph
47	Roy ALDERSLADE	Yamaha TZR250 -	6	1:11.261	73.55 mph	118.37 kph

Class - 92.5% of Race Speed = 74.66 mph
 Class C - 92.5% of Race Speed = 70.81 mph
 Class R - 92.5% of Race Speed = 66.30 mph

Weather / Track : Bright / Dry

These results are provisional until the conclusion of any judicial and technical matters.

Race Distance: 7 Laps / 10.19 miles
 Pembrey National: 1.4560 miles
 Date: 09/04/2023 Start: 16:11 Finish: 16:18

Clerk Of Course :	Stewards :	Timekeeper : Sarah Evans
-------------------	------------	--------------------------

Results can be found at www.tsl-timing.com

Printed - 16:22 Sunday, 09 April 2023



BMCRC - MRO Championships 2023 - Rnd 2 @ Pembrey

DFDS Yamaha Past Masters

RACE 21 - LAP CHART

LAP 1 @ 16:12:15.466

NO	BEHIND	LAP TIME
51		1:08.749
13	0.956	1:09.705
61	1.926	1:10.675
19	2.150	1:10.899
74	4.620	1:13.369
57	4.876	1:13.625
28	5.095	1:13.844
27	5.148	1:13.897
26	5.759	1:14.508
72	6.275	1:15.024
29	7.264	1:16.013
60	8.461	1:17.210
199	8.749	1:17.498
43	9.567	1:18.316
333	11.165	1:19.914
73	11.235	1:19.984
42	12.008	1:20.757
162	12.262	1:21.011
47	13.250	1:21.999
100	14.794	1:23.543

LAP 2 @ 16:13:19.996

NO	BEHIND	LAP TIME
51		1:04.530
13	0.783	1:04.357
19	2.818	1:05.198
61	2.962	1:05.566
74	5.956	1:05.866
57	7.283	1:06.937
27	7.426	1:06.808
28	7.868	1:07.303
26	8.853	1:07.624
72	10.344	1:08.599
29	11.296	1:08.562
60	13.166	1:09.235
199	13.886	1:09.667
43	15.253	1:10.216
333	17.904	1:11.269
73	18.192	1:11.487
42	19.497	1:12.019
162	19.631	1:11.899
47	20.253	1:11.533
100	25.842	1:15.578

LAP 3 @ 16:14:24.105

NO	BEHIND	LAP TIME
51		1:04.109
13	0.884	1:04.210
19	4.143	1:05.434
61	4.645	1:05.792
74	7.474	1:05.627
27	10.342	1:07.025
57	10.498	1:07.324
28	11.236	1:07.477
26	11.887	1:07.143
72	14.662	1:08.427
29	15.117	1:07.930
60	18.766	1:09.709
199	19.932	1:10.155
43	21.450	1:10.306
333	25.780	1:11.985
73	25.951	1:11.868

162	26.786	1:11.264
42	27.611	1:12.223
47	27.772	1:11.628
100	36.789	1:15.056

LAP 4 @ 16:15:28.485

NO	BEHIND	LAP TIME
51		1:04.380
13	1.526	1:05.022
19	5.203	1:05.440
61	5.506	1:05.241
74	9.234	1:06.140
27	12.165	1:06.203
57	13.415	1:07.297
28	13.711	1:06.855
26	14.860	1:07.353
29	19.323	1:08.586
72	19.470	1:09.188
60	24.333	1:09.947
199	25.082	1:09.530
43	27.705	1:10.635
333	34.146	1:12.746
162	34.423	1:12.017
73	34.607	1:13.036
42	34.816	1:11.585
47	34.995	1:11.603
100	47.916	1:15.507

LAP 5 @ 16:16:32.672

NO	BEHIND	LAP TIME
51		1:04.187
13	1.521	1:04.182
19	6.016	1:05.000
61	6.370	1:05.051
74	11.227	1:06.180
27	13.509	1:05.531
57	15.511	1:06.283
28	16.315	1:06.791
26	17.957	1:07.284
29	23.596	1:08.460
72	23.997	1:08.714
60	30.078	1:09.932
199	30.485	1:09.590
43	33.774	1:10.256
333	41.618	1:11.659
162	41.969	1:11.733
42	42.499	1:11.870
73	42.740	1:12.320
47	43.223	1:12.415
100	59.997	1:16.268

LAP 6 @ 16:17:36.652

NO	BEHIND	LAP TIME
51		1:03.980
13	1.949	1:04.408
19	7.050	1:05.014
61	7.618	1:05.228
74	13.707	1:06.460
27	14.542	1:05.013
57	17.856	1:06.325
28	18.954	1:06.619
26	21.540	1:07.563
29	27.752	1:08.136
72	28.708	1:08.691

60	36.171	1:10.073
199	36.350	1:09.845
43	39.982	1:10.188
162	49.241	1:11.252
333	49.496	1:11.858
42	49.784	1:11.265
73	50.102	1:11.342
47	50.504	1:11.261

LAP 7 @ 16:18:41.221

NO	BEHIND	LAP TIME
51		1:04.569
13	2.454	1:05.074
19	7.556	1:05.075
100	1 Lap	1:16.403
61	8.605	1:05.556
74	16.465	1:07.327
27	16.771	1:06.798
57	20.031	1:06.744
28	21.404	1:07.019
26	24.711	1:07.740
29	31.322	1:08.139
72	33.222	1:09.083
60	41.469	1:09.867
199	41.627	1:09.846
43	45.672	1:10.259
162	56.186	1:11.514
333	56.217	1:11.290
42	56.964	1:11.749
73	57.101	1:11.568
47	57.348	1:11.413

BMCRC - MRO Championships 2023 - Rnd 2 @ Pembrey

DFDS Yamaha Past Masters

RACE 21 - POSITION CHART

No	Name	Lap							
		Pos	1	2	3	4	5	6	7
28	McCARTER	1	51	51	51	51	51	51	51
162	COOPER	2	13	13	13	13	13	13	13
8	BALL	3	61	19	19	19	19	19	19
13	EDMONDSON	4	19	61	61	61	61	61	61
19	BRANTON	5	74	74	74	74	74	74	74
22	BALLERINI	6	57	57	27	27	27	27	27
27	HAYWARD	7	28	27	57	57	57	57	57
29	CRIPPS	8	27	28	28	28	28	28	28
51	WHOLEY	9	26	26	26	26	26	26	26
57	MOOK	10	72	72	72	29	29	29	29
61	WELCH	11	29	29	29	72	72	72	72
34	HARVIEK	12	60	60	60	60	60	60	60
70	BURSCOUGH	13	199	199	199	199	199	199	199
74	WHITBY	14	43	43	43	43	43	43	43
117	HALL	15	333	333	333	333	333	162	162
26	LEE	16	73	73	73	162	162	333	333
42	PEARSON	17	42	42	162	73	42	42	42
72	HAMILTON	18	162	162	42	42	73	73	73
73	TURNER	19	47	47	47	47	47	47	47
43	PINCHES	20	100	100	100	100	100	100	100
60	GOUGH	21							
199	FROST	22							
333	STUBBERFIELD	23							
39	KEOGH	24							
47	ALDERSLADE	25							
71	BICKERSTAFF	26							
100	MADLEY	27							

BMCRC - MRO Championships 2023 - Rnd 2 @ Pembrey

DFDS Yamaha Past Masters

RACE 21 - SECTOR ANALYSIS



SECTOR 1 = FL to I1, SECTOR 2 = I1 to FL, DIFF = Difference To Personal Best Lap, P = Crossed Finish Line in Pit Lane, D = Time Disallowed

P1 51		Kevin WHOLEY		Yamaha TZR - Twistgrip Motorcycles			
IDEAL LAP TIME : 1:03.904		BEST LAP TIME : 1:03.980		DIFFERENCE : 0.076			
LAP	SECTOR 1	SECTOR 2	LAP TIME	MPH	DIFF	TIME OF DAY	
1 -		28.757	1:08.749	76.24	4.769	16:12:15.466	
2 -	35.555	28.975	1:04.530	81.22	0.550	16:13:19.996	
3 -	35.373	28.736	1:04.109 (2)	81.76	0.129	16:14:24.105	
4 -	35.768	28.612	1:04.380	81.41	0.400	16:15:28.485	
5 -	35.366	28.821	1:04.187 (3)	81.66	0.207	16:16:32.672	
6 -	35.292	28.688	1:03.980 (1)	81.92		16:17:36.652	
7 -	35.686	28.883	1:04.569	81.17	0.589	16:18:41.221	

P2 13		Doug EDMONDSON		Yamaha TZR250 - Stan Stephens Tuning			
IDEAL LAP TIME : 1:03.851		BEST LAP TIME : 1:04.182		DIFFERENCE : 0.331			
LAP	SECTOR 1	SECTOR 2	LAP TIME	MPH	DIFF	TIME OF DAY	
1 -		28.843	1:09.705	75.19	5.523	16:12:16.422	
2 -	35.299	29.058	1:04.357 (3)	81.44	0.175	16:13:20.779	
3 -	35.658	28.552	1:04.210 (2)	81.63	0.028	16:14:24.989	
4 -	36.119	28.903	1:05.022	80.61	0.840	16:15:30.011	
5 -	35.324	28.858	1:04.182 (1)	81.66		16:16:34.193	
6 -	35.573	28.835	1:04.408	81.38	0.226	16:17:38.601	
7 -	36.002	29.072	1:05.074	80.54	0.892	16:18:43.675	

P3 19		Peter BRANTON		Yamaha TZR 250 -			
IDEAL LAP TIME : 1:04.737		BEST LAP TIME : 1:05.000		DIFFERENCE : 0.263			
LAP	SECTOR 1	SECTOR 2	LAP TIME	MPH	DIFF	TIME OF DAY	
1 -		29.197	1:10.899	73.92	5.899	16:12:17.616	
2 -	36.192	29.006	1:05.198	80.39	0.198	16:13:22.814	
3 -	36.624	28.810	1:05.434	80.10	0.434	16:14:28.248	
4 -	36.478	28.962	1:05.440	80.09	0.440	16:15:33.688	
5 -	36.206	28.794	1:05.000 (1)	80.64		16:16:38.688	
6 -	36.009	29.005	1:05.014 (2)	80.62	0.014	16:17:43.702	
7 -	35.943	29.132	1:05.075 (3)	80.54	0.075	16:18:48.777	

P4 61		Paul WELCH		Yamaha TZR250 -			
IDEAL LAP TIME : 1:04.934		BEST LAP TIME : 1:05.051		DIFFERENCE : 0.117			
LAP	SECTOR 1	SECTOR 2	LAP TIME	MPH	DIFF	TIME OF DAY	
1 -		29.337	1:10.675	74.16	5.624	16:12:17.392	
2 -	36.735	28.831	1:05.566	79.94	0.515	16:13:22.958	
3 -	36.777	29.015	1:05.792	79.66	0.741	16:14:28.750	
4 -	36.223	29.018	1:05.241 (3)	80.34	0.190	16:15:33.991	
5 -	36.294	28.757	1:05.051 (1)	80.57		16:16:39.042	
6 -	36.177	29.051	1:05.228 (2)	80.35	0.177	16:17:44.270	
7 -	36.550	29.006	1:05.556	79.95	0.505	16:18:49.826	

P5 74		Paul WHITBY		Yamaha TZR 250 - Greybridge Ltd			
IDEAL LAP TIME : 1:05.477		BEST LAP TIME : 1:05.627		DIFFERENCE : 0.150			
LAP	SECTOR 1	SECTOR 2	LAP TIME	MPH	DIFF	TIME OF DAY	
1 -		29.717	1:13.369	71.44	7.742	16:12:20.086	
2 -	36.682	29.184	1:05.866 (2)	79.57	0.239	16:13:25.952	
3 -	36.293	29.334	1:05.627 (1)	79.86		16:14:31.579	
4 -	36.572	29.568	1:06.140 (3)	79.25	0.513	16:15:37.719	
5 -	36.569	29.611	1:06.180	79.20	0.553	16:16:43.899	
6 -	36.942	29.518	1:06.460	78.86	0.833	16:17:50.359	
7 -	37.910	29.417	1:07.327	77.85	1.700	16:18:57.686	

BMCRC - MRO Championships 2023 - Rnd 2 @ Pembrey

DFDS Yamaha Past Masters

RACE 21 - SECTOR ANALYSIS



SECTOR 1 = FL to I1, SECTOR 2 = I1 to FL, DIFF = Difference To Personal Best Lap, P = Crossed Finish Line in Pit Lane, D = Time Disallowed

P6 27		Richard HAYWARD		Yamaha TZR - GForce/Hayward R Ltd/SnapOn			
IDEAL LAP TIME : 1:05.013		BEST LAP TIME : 1:05.013		DIFFERENCE : 0.000			
LAP	SECTOR 1	SECTOR 2	LAP TIME	MPH	DIFF	TIME OF DAY	
1 -		30.169	1:13.897	70.93	8.884	16:12:20.614	
2 -	37.093	29.715	1:06.808	78.45	1.795	16:13:27.422	
3 -	37.443	29.582	1:07.025	78.20	2.012	16:14:34.447	
4 -	36.515	29.688	1:06.203 (3)	79.17	1.190	16:15:40.650	
5 -	35.959	29.572	1:05.531 (2)	79.98	0.518	16:16:46.181	
6 -	35.771	29.242	1:05.013 (1)	80.62		16:17:51.194	
7 -	36.782	30.016	1:06.798	78.46	1.785	16:18:57.992	

P7 57		Geoff MOOK		Yamaha TZR 250 -			
IDEAL LAP TIME : 1:06.183		BEST LAP TIME : 1:06.283		DIFFERENCE : 0.100			
LAP	SECTOR 1	SECTOR 2	LAP TIME	MPH	DIFF	TIME OF DAY	
1 -		30.458	1:13.625	71.19	7.342	16:12:20.342	
2 -	37.268	29.669	1:06.937	78.30	0.654	16:13:27.279	
3 -	37.446	29.878	1:07.324	77.85	1.041	16:14:34.603	
4 -	37.220	30.077	1:07.297	77.88	1.014	16:15:41.900	
5 -	36.514	29.769	1:06.283 (1)	79.07		16:16:48.183	
6 -	36.641	29.684	1:06.325 (2)	79.02	0.042	16:17:54.508	
7 -	36.959	29.785	1:06.744 (3)	78.53	0.461	16:19:01.252	

P8 28		Liam McCARTER		Yamaha TZR - Katie McCarter			
IDEAL LAP TIME : 1:06.553		BEST LAP TIME : 1:06.619		DIFFERENCE : 0.066			
LAP	SECTOR 1	SECTOR 2	LAP TIME	MPH	DIFF	TIME OF DAY	
1 -		30.482	1:13.844	70.98	7.225	16:12:20.561	
2 -	37.553	29.750	1:07.303	77.88	0.684	16:13:27.864	
3 -	37.416	30.061	1:07.477	77.67	0.858	16:14:35.341	
4 -	37.027	29.828	1:06.855 (3)	78.40	0.236	16:15:42.196	
5 -	36.943	29.848	1:06.791 (2)	78.47	0.172	16:16:48.987	
6 -	36.803	29.816	1:06.619 (1)	78.68		16:17:55.606	
7 -	36.898	30.121	1:07.019	78.21	0.400	16:19:02.625	

P9 26 C		Damian LEE		Yamaha TZR250 - Leed Autos			
IDEAL LAP TIME : 1:07.141		BEST LAP TIME : 1:07.143		DIFFERENCE : 0.002			
LAP	SECTOR 1	SECTOR 2	LAP TIME	MPH	DIFF	TIME OF DAY	
1 -		30.289	1:14.508	70.34	7.365	16:12:21.225	
2 -	37.353	30.271	1:07.624	77.51	0.481	16:13:28.849	
3 -	36.872	30.271	1:07.143 (1)	78.06		16:14:35.992	
4 -	37.084	30.269	1:07.353 (3)	77.82	0.210	16:15:43.345	
5 -	36.967	30.317	1:07.284 (2)	77.90	0.141	16:16:50.629	
6 -	36.904	30.659	1:07.563	77.58	0.420	16:17:58.192	
7 -	37.403	30.337	1:07.740	77.37	0.597	16:19:05.932	

P10 29		Derek CRIPPS		Yamaha TZR - Team FBR			
IDEAL LAP TIME : 1:07.930		BEST LAP TIME : 1:07.930		DIFFERENCE : 0.000			
LAP	SECTOR 1	SECTOR 2	LAP TIME	MPH	DIFF	TIME OF DAY	
1 -		30.643	1:16.013	68.95	8.083	16:12:22.730	
2 -	38.118	30.444	1:08.562	76.45	0.632	16:13:31.292	
3 -	37.565	30.365	1:07.930 (1)	77.16		16:14:39.222	
4 -	37.942	30.644	1:08.586	76.42	0.656	16:15:47.808	
5 -	37.918	30.542	1:08.460	76.56	0.530	16:16:56.268	
6 -	37.601	30.535	1:08.136 (2)	76.92	0.206	16:18:04.404	
7 -	37.592	30.547	1:08.139 (3)	76.92	0.209	16:19:12.543	

BMCRC - MRO Championships 2023 - Rnd 2 @ Pembrey

DFDS Yamaha Past Masters

RACE 21 - SECTOR ANALYSIS



SECTOR 1 = FL to I1, SECTOR 2 = I1 to FL, DIFF = Difference To Personal Best Lap, P = Crossed Finish Line in Pit Lane, D = Time Disallowed

P11 72 C		John HAMILTON		Yamaha TRZ250 - LW Racing		
IDEAL LAP TIME : 1:08.283		BEST LAP TIME : 1:08.427		DIFFERENCE : 0.144		
LAP	SECTOR 1	SECTOR 2	LAP TIME	MPH	DIFF	TIME OF DAY
1 -		30.592	1:15.024	69.86	6.597	16:12:21.741
2 -	37.780	30.819	1:08.599 (2)	76.40	0.172	16:13:30.340
3 -	37.793	30.634	1:08.427 (1)	76.60		16:14:38.767
4 -	38.125	31.063	1:09.188	75.75	0.761	16:15:47.955
5 -	38.101	30.613	1:08.714	76.28	0.287	16:16:56.669
6 -	37.691	31.000	1:08.691 (3)	76.30	0.264	16:18:05.360
7 -	38.472	30.611	1:09.083	75.87	0.656	16:19:14.443

P12 60 C		Danny GOUGH		Yamaha TZR 250 - G Force Motorcycles		
IDEAL LAP TIME : 1:09.235		BEST LAP TIME : 1:09.235		DIFFERENCE : 0.000		
LAP	SECTOR 1	SECTOR 2	LAP TIME	MPH	DIFF	TIME OF DAY
1 -		31.255	1:17.210	67.88	7.975	16:12:23.927
2 -	38.142	31.093	1:09.235 (1)	75.70		16:13:33.162
3 -	38.491	31.218	1:09.709 (2)	75.19	0.474	16:14:42.871
4 -	38.510	31.437	1:09.947	74.93	0.712	16:15:52.818
5 -	38.551	31.381	1:09.932	74.95	0.697	16:17:02.750
6 -	38.583	31.490	1:10.073	74.80	0.838	16:18:12.823
7 -	38.425	31.442	1:09.867 (3)	75.02	0.632	16:19:22.690

P13 199 C		Michael FROST		Yamaha TZR250 -		
IDEAL LAP TIME : 1:09.420		BEST LAP TIME : 1:09.530		DIFFERENCE : 0.110		
LAP	SECTOR 1	SECTOR 2	LAP TIME	MPH	DIFF	TIME OF DAY
1 -		31.036	1:17.498	67.63	7.968	16:12:24.215
2 -	38.796	30.871	1:09.667 (3)	75.23	0.137	16:13:33.882
3 -	39.221	30.934	1:10.155	74.71	0.625	16:14:44.037
4 -	38.895	30.635	1:09.530 (1)	75.38		16:15:53.567
5 -	38.785	30.805	1:09.590 (2)	75.32	0.060	16:17:03.157
6 -	39.000	30.845	1:09.845	75.04	0.315	16:18:13.002
7 -	39.090	30.756	1:09.846	75.04	0.316	16:19:22.848

P14 43 C		Michael PINCHES		Yamaha TZR250 -		
IDEAL LAP TIME :		BEST LAP TIME : 1:10.188		DIFFERENCE :		
LAP	SECTOR 1	SECTOR 2	LAP TIME	MPH	DIFF	TIME OF DAY
1 -			1:18.316	66.92	8.128	16:12:25.033
2 -			1:10.216 (2)	74.64	0.028	16:13:35.249
3 -			1:10.306	74.55	0.118	16:14:45.555
4 -			1:10.635	74.20	0.447	16:15:56.190
5 -			1:10.256 (3)	74.60	0.068	16:17:06.446
6 -			1:10.188 (1)	74.67		16:18:16.634
7 -			1:10.259	74.60	0.071	16:19:26.893

P15 162		Darren COOPER		Yamaha TZR250 - Twistgrip Motorcycles		
IDEAL LAP TIME : 1:11.009		BEST LAP TIME : 1:11.252		DIFFERENCE : 0.243		
LAP	SECTOR 1	SECTOR 2	LAP TIME	MPH	DIFF	TIME OF DAY
1 -		32.175	1:21.011	64.70	9.759	16:12:27.728
2 -	40.395	31.504	1:11.899	72.90	0.647	16:13:39.627
3 -	39.708	31.556	1:11.264 (2)	73.55	0.012	16:14:50.891
4 -	39.836	32.181	1:12.017	72.78	0.765	16:16:02.908
5 -	40.188	31.545	1:11.733	73.07	0.481	16:17:14.641
6 -	39.505	31.747	1:11.252 (1)	73.56		16:18:25.893
7 -	39.658	31.856	1:11.514 (3)	73.29	0.262	16:19:37.407

BMCRC - MRO Championships 2023 - Rnd 2 @ Pembrey

DFDS Yamaha Past Masters

RACE 21 - SECTOR ANALYSIS



SECTOR 1 = FL to I1, SECTOR 2 = I1 to FL, DIFF = Difference To Personal Best Lap, P = Crossed Finish Line in Pit Lane, D = Time Disallowed

P16 333 C		Mark STUBBERFIELD		Yamaha TZR250 - Polished concrete London			
IDEAL LAP TIME : 1:10.683		BEST LAP TIME : 1:11.269		DIFFERENCE : 0.586			
LAP	SECTOR 1	SECTOR 2	LAP TIME	MPH	DIFF	TIME OF DAY	
1 -		32.271	1:19.914	65.59	8.645	16:12:26.631	
2 -	39.163	32.106	1:11.269 (1)	73.54		16:13:37.900	
3 -	39.715	32.270	1:11.985	72.81	0.716	16:14:49.885	
4 -	40.076	32.670	1:12.746	72.05	1.477	16:16:02.631	
5 -	39.589	32.070	1:11.659 (3)	73.14	0.390	16:17:14.290	
6 -	39.501	32.357	1:11.858	72.94	0.589	16:18:26.148	
7 -	39.770	31.520	1:11.290 (2)	73.52	0.021	16:19:37.438	

P17 42 C		Martin PEARSON		Yamaha TZR250 -			
IDEAL LAP TIME : 1:11.183		BEST LAP TIME : 1:11.265		DIFFERENCE : 0.082			
LAP	SECTOR 1	SECTOR 2	LAP TIME	MPH	DIFF	TIME OF DAY	
1 -		32.079	1:20.757	64.90	9.492	16:12:27.474	
2 -	40.358	31.661	1:12.019	72.78	0.754	16:13:39.493	
3 -	40.309	31.914	1:12.223	72.57	0.958	16:14:51.716	
4 -	39.728	31.857	1:11.585 (2)	73.22	0.320	16:16:03.301	
5 -	40.095	31.775	1:11.870	72.93	0.605	16:17:15.171	
6 -	39.795	31.470	1:11.265 (1)	73.55		16:18:26.436	
7 -	39.713	32.036	1:11.749 (3)	73.05	0.484	16:19:38.185	

P18 73 C		Colvin TURNER		Yamaha TZR250 -			
IDEAL LAP TIME : 1:10.969		BEST LAP TIME : 1:11.342		DIFFERENCE : 0.373			
LAP	SECTOR 1	SECTOR 2	LAP TIME	MPH	DIFF	TIME OF DAY	
1 -		31.984	1:19.984	65.53	8.642	16:12:26.701	
2 -	39.322	32.165	1:11.487 (2)	73.32	0.145	16:13:38.188	
3 -	39.653	32.215	1:11.868	72.93	0.526	16:14:50.056	
4 -	40.076	32.960	1:13.036	71.76	1.694	16:16:03.092	
5 -	40.588	31.732	1:12.320	72.47	0.978	16:17:15.412	
6 -	39.695	31.647	1:11.342 (1)	73.47		16:18:26.754	
7 -	39.769	31.799	1:11.568 (3)	73.23	0.226	16:19:38.322	

P19 47 R		Roy ALDERSLADE		Yamaha TZR250 -			
IDEAL LAP TIME : 1:11.261		BEST LAP TIME : 1:11.261		DIFFERENCE : 0.000			
LAP	SECTOR 1	SECTOR 2	LAP TIME	MPH	DIFF	TIME OF DAY	
1 -		32.152	1:21.999	63.92	10.738	16:12:28.716	
2 -	39.852	31.681	1:11.533 (3)	73.27	0.272	16:13:40.249	
3 -	39.865	31.763	1:11.628	73.17	0.367	16:14:51.877	
4 -			1:11.603	73.20	0.342	16:16:03.480	
5 -	40.482	31.933	1:12.415	72.38	1.154	16:17:15.895	
6 -	39.590	31.671	1:11.261 (1)	73.55		16:18:27.156	
7 -	39.717	31.696	1:11.413 (2)	73.39	0.152	16:19:38.569	

P20 100 R		Chris MADLEY		Yamaha TZR 250 - www.ypmrc.co.uk			
IDEAL LAP TIME : 1:14.905		BEST LAP TIME : 1:15.056		DIFFERENCE : 0.151			
LAP	SECTOR 1	SECTOR 2	LAP TIME	MPH	DIFF	TIME OF DAY	
1 -		33.273	1:23.543	62.74	8.487	16:12:30.260	
2 -	42.083	33.495	1:15.578 (3)	69.35	0.522	16:13:45.838	
3 -	41.793	33.263	1:15.056 (1)	69.83		16:15:00.894	
4 -	41.755	33.752	1:15.507 (2)	69.41	0.451	16:16:16.401	
5 -	43.118	33.150	1:16.268	68.72	1.212	16:17:32.669	
6 -	42.918	33.485	1:16.403	68.60	1.347	16:18:49.072	

BMCRC - MRO Championships 2023 - Rnd 2 @ Pembrey

DFDS Yamaha Past Masters

RACE 21 - BEST SECTORS

SECTOR 1			SECTOR 2			IDEAL / BEST COMPARISON						
POS	NO	NAME	TIME	NO	NAME	TIME	POS	NO	NAME	IDEAL	BEST	DIFF
									PERFECT LAP	1:03.844		
1	51	WHOLEY	35.292	13	EDMONDSON	28.552	1	13	EDMONDSON	1:03.851	1:04.182	0.331
2	13	EDMONDSON	35.299	51	WHOLEY	28.612	2	51	WHOLEY	1:03.904	1:03.980	0.076
3	27	HAYWARD	35.771	61	WELCH	28.757	3	19	BRANTON	1:04.737	1:05.000	0.263
4	19	BRANTON	35.943	19	BRANTON	28.794	4	61	WELCH	1:04.934	1:05.051	0.117
5	61	WELCH	36.177	74	WHITBY	29.184	5	27	HAYWARD	1:05.013	1:05.013	0.000
6	74	WHITBY	36.293	27	HAYWARD	29.242	6	74	WHITBY	1:05.477	1:05.627	0.150
7	57	MOOK	36.514	57	MOOK	29.669	7	57	MOOK	1:06.183	1:06.283	0.100
8	28	McCARTER	36.803	28	McCARTER	29.750	8	28	McCARTER	1:06.553	1:06.619	0.066
9	26	LEE	36.872	26	LEE	30.269	9	26	LEE	1:07.141	1:07.143	0.002
10	29	CRIPPS	37.565	29	CRIPPS	30.365	10	29	CRIPPS	1:07.930	1:07.930	0.000
11	72	HAMILTON	37.691	72	HAMILTON	30.592	11	72	HAMILTON	1:08.283	1:08.427	0.144
12	60	GOUGH	38.142	199	FROST	30.635	12	60	GOUGH	1:09.235	1:09.235	0.000
13	199	FROST	38.785	60	GOUGH	31.093	13	199	FROST	1:09.420	1:09.530	0.110
14	333	STUBBERFIELD	39.163	42	PEARSON	31.470	14	333	STUBBERFIELD	1:10.683	1:11.269	0.586
15	73	TURNER	39.322	162	COOPER	31.504	15	73	TURNER	1:10.969	1:11.342	0.373
16	162	COOPER	39.505	333	STUBBERFIELD	31.520	16	162	COOPER	1:11.009	1:11.252	0.243
17	47	ALDERSLADE	39.590	73	TURNER	31.647	17	42	PEARSON	1:11.183	1:11.265	0.082
18	42	PEARSON	39.713	47	ALDERSLADE	31.671	18	47	ALDERSLADE	1:11.261	1:11.261	0.000
19	100	MADLEY	41.755	100	MADLEY	33.150	19	100	MADLEY	1:14.905	1:15.056	0.151
20							20	43	PINCHES		1:10.188	
21												
22												

BMCRC - MRO Championships 2023 - Rnd 2 @ Pembrey

DFDS Yamaha Past Masters

RACE 21 - STATISTICS

Competitors Started 20
Planned Start 2023-04-09 @ 16:41:00.000
Actual Start 2023-04-09 @ 16:11:06.716
Finish Time 2023-04-09 @ 16:18:41.220
Track Length 1.4560mi.
Total Laps 139
Total Distance Covered 202.3840mi.

Session Fastest Lap History

NO	CL	NAME	LAP TIME	TIME OF DAY	LAP	VEHICLE
51		Kevin WHOLEY	1:04.530	16:13:20.024	2	Yamaha TZR
13		Doug EDMONDSON	1:04.357	16:13:20.791	2	Yamaha TZR250
51		Kevin WHOLEY	1:04.109	16:14:24.133	3	Yamaha TZR
51		Kevin WHOLEY	1:03.980	16:17:36.680	6	Yamaha TZR

Session Leader History

NO	CL	NAME	FROM LAP	LAPS LED	DISTANCE	VEHICLE
51		Kevin WHOLEY	1	7	10.19 miles	Yamaha TZR

Flag History

TYPE	TIME OF DAY
GREEN	16:11:06.716
FINISH	16:18:41.220

Flag Statistics

TYPE	COUNT	TOTAL LAPS	TOTAL TIME
Green	1	7	9:26.348
Red	0	0	0.000
Safety Car	0	0	0.000
FCY	0	0	0.000

BMCRC - MRO Championships 2023 - Rnd 2 @ Pembrey

DFDS Yamaha Past Masters

RACE 21 - STATISTICS

CLASS :

10 Starters

Fastest Lap History

NO	NAME	LAP TIME	TIME OF DAY	LAP	VEHICLE
51	Kevin WHOLEY	1:04.530	16:13:20.024	2	Yamaha TZR
13	Doug EDMONDSON	1:04.357	16:13:20.791	2	Yamaha TZR250
51	Kevin WHOLEY	1:04.109	16:14:24.133	3	Yamaha TZR
51	Kevin WHOLEY	1:03.980	16:17:36.680	6	Yamaha TZR

Leader History

NO	NAME	FROM LAP	LAPS LED	DISTANCE	VEHICLE
51	Kevin WHOLEY	1	7	10.19 miles	Yamaha TZR

BMCRC - MRO Championships 2023 - Rnd 2 @ Pembrey

DFDS Yamaha Past Masters

RACE 21 - STATISTICS

CLASS : C

8 Starters

Fastest Lap History

NO	NAME	LAP TIME	TIME OF DAY	LAP	VEHICLE
26	Damian LEE	1:07.624	16:13:28.862	2	Yamaha TZR250
26	Damian LEE	1:07.143	16:14:36.005	3	Yamaha TZR250

Leader History

NO	NAME	FROM LAP	LAPS LED	DISTANCE	VEHICLE
26	Damian LEE	1	7	10.19 miles	Yamaha TZR250

BMCRC - MRO Championships 2023 - Rnd 2 @ Pembrey

DFDS Yamaha Past Masters

RACE 21 - STATISTICS

CLASS : R

2 Starters

Fastest Lap History

NO	NAME	LAP TIME	TIME OF DAY	LAP	VEHICLE
47	Roy ALDERSLADE	1:11.533	16:13:40.265	2	Yamaha TZR250
47	Roy ALDERSLADE	1:11.261	16:18:27.174	6	Yamaha TZR250

Leader History

NO	NAME	FROM LAP	LAPS LED	DISTANCE	VEHICLE
47	Roy ALDERSLADE	1	7	10.19 miles	Yamaha TZR250