



BMCRC-MRO CHAMPIONSHIPS

2023

Round 1
Brands Hatch Indy
11th / 12th March 2023



Timing & Results Provided by Timing Solutions Ltd

www.tsl-timing.com

illuminate~~e~~design

ILLUMINATE DESIGN 250 MZ & BLUE HAZE GPF



BMCRC-MRO Championships - Round 1
Brands Hatch Indy
11th / 12th March 2023



Timing & Results Provided by Timing Solutions Ltd

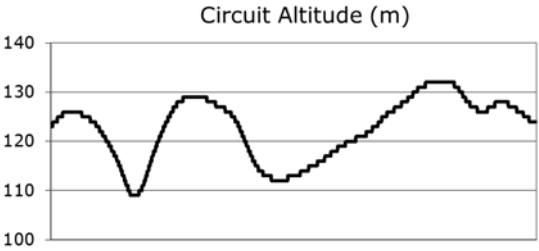
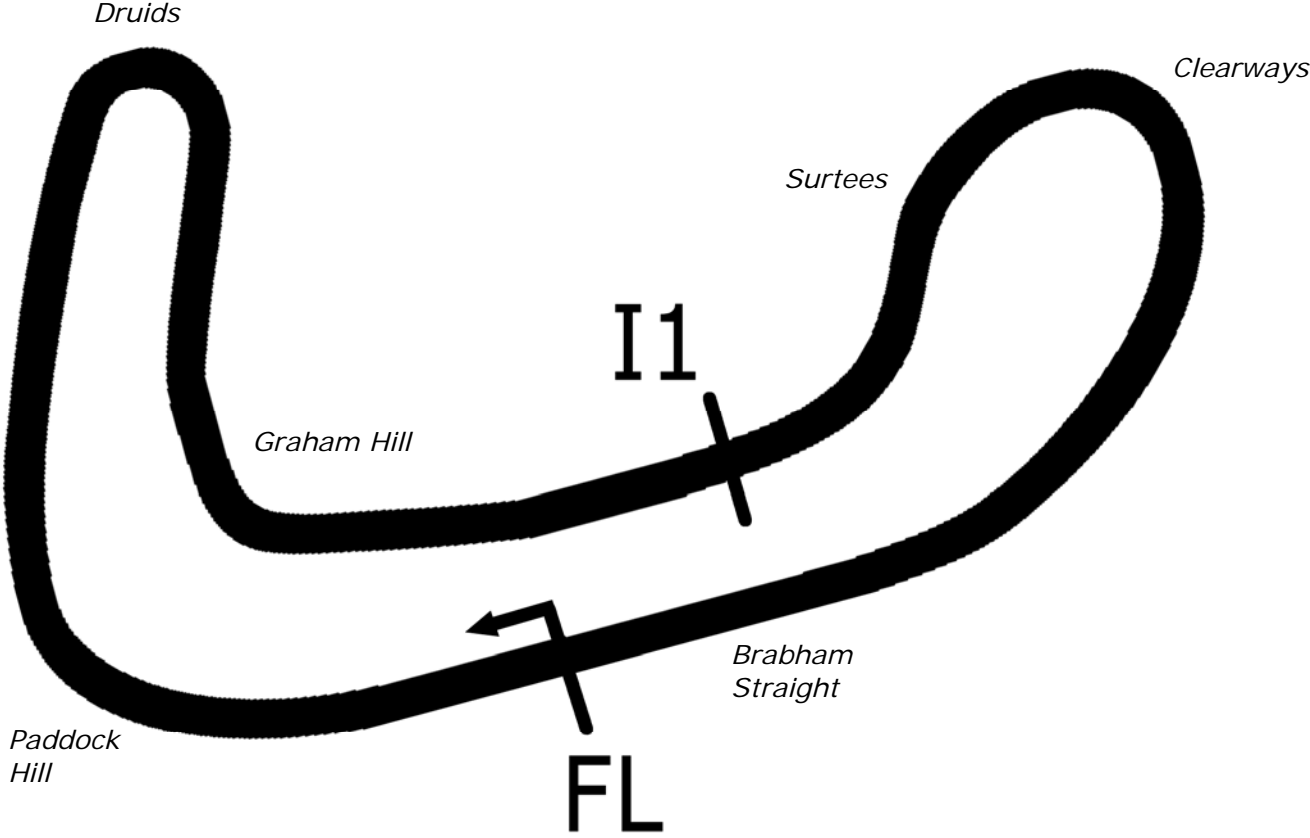
www.tsl-timing.com

Brands Hatch Indy



SPORTS TIMING

TIMING SOLUTIONS LTD



Length	1.2079 miles	1944.0 m	
FL		51.36032 N	0.26032 E
I1	1112m	51.35934 N	0.25955 E
Pit Entry	1669m	51.35911 N	0.25743 E
Pit Exit	26m after FL	51.36027 N	0.26078 E
Pit Entry–Pit Exit 277m, 16.6s @60kph, 12.4s @80kph			

BMCRC - MRO Championships 2023 - Rnd 1 @ Brands Hatch Indy

Illuminate Design 250MZs & Blue Haze GPF 2-Strokes

QUALIFYING - CLASSIFICATION

POS	NO	CL	PIC NAME	ENTRY	TIME	ON	LAPS	GAP	DIFF	MPH
1	15	GPF	1 Billy PERKINS	Yamaha TZR 250 - Ashford tarmac / Barking mad abou	55.080	7	8			78.95
2	18*	GPF	2 David BALL	Yamaha TZR250F3 - Gardiner Page and Roe pension c	55.521	12	13	0.441	0.441	78.32
3	28	GPF	3 Liam McCARTER	Yamaha TZR - Katie McCarter	55.528	8	13	0.448	0.007	78.31
4	26	GPF	4 Damian LEE	Yamaha TZR250 - Leed Autos	56.035	8	8	0.955	0.507	77.60
5	69	MZ	1 Alexander MANN	MZ TS 250 - HS RACING	58.501	6	13	3.421	2.466	74.33
6	85	MZ	2 Andrew WALES	MZ ETZ 250 - Illuminated Design LTD	58.620	9	9	3.540	0.119	74.18
7	75	MZ	3 Peter WOODALL	MZ ETZ 250 - Online Lubricants	58.981	11	12	3.901	0.361	73.72
8	71	GPF	5 Richard HICKLING	Aprilia RS 125 - Millstream Motor Services & Ringwood	59.085	12	12	4.005	0.104	73.59
9	162	GPF	6 Darren COOPER	Yamaha TZR250 - Twistgrip Motorcycles	59.861	8	12	4.781	0.776	72.64
10	47	GPF	7 Roy ALDERSLADE	Yamaha TZR250 -	1:00.345	8	12	5.265	0.484	72.06
11	13	MZ	4 Gordon RYAN	MZ ETZ250 - Prism Work Psychology	1:00.833	9	12	5.753	0.488	71.48
12	169	GPF	8 Mark ELLERAY	Yamaha TZR250 - Abbot Solutions Ltd	1:00.996	1	3	5.916	0.163	71.29
13	14*	MZ	5 Andy MARKS	MZ ETZ250 - Kingpin Components	1:01.270	12	12	6.190	0.274	70.97
14	8	MZ	6 Rich ASKEW	MZ ETZ250 - L+R construction	1:01.808	11	12	6.728	0.538	70.35
15	421	GPF	9 Adam CARSON	Honda RS125 - Allspeed, Tenpin racing, all England dia	1:02.135	8	12	7.055	0.327	69.98
16	66	MZ	7 Graeme LEWIS	MZ ETZ250 - DND Racing Components Eng	1:05.084	7	9	10.004	2.949	66.81
17	38	MZ	8 Chris PETTET	MZ ETZ250 -	1:07.490	5	6	12.410	2.406	64.43
18	96	MZ	9 Chris KENT	MZ ETZ 250 -	1:14.497	1	1	19.417	7.007	58.37
19	7	MZ	10 John ASHMEAD	MZ ETZ250 -			0			

* No. 14 & 18 - Please fit working transponders

Weather / Track : Cloudy / Dry

These results are provisional until the conclusion of any judicial and technical matters.

Brands Hatch Indy: 1.2079 miles
Date: 11/03/2023 Start: 11:04 Finish: 11:17

Clerk Of Course :	Stewards :	Timekeeper : <i>Craig Smith</i>
-------------------	------------	------------------------------------

Results can be found at www.tsl-timing.com

Printed - 11:20 Saturday, 11 March 2023



BMCRC - MRO Championships 2023 - Rnd 1 @ Brands Hatch Indy

Illuminate Design 250MZs & Blue Haze GPF 2-Strokes

QUALIFYING - SECTOR ANALYSIS



SECTOR 1 = FL to I1, SECTOR 2 = I1 to FL, DIFF = Difference To Personal Best Lap, P = Crossed Finish Line in Pit Lane, D = Time Disallowed

P1 15 GPF Billy PERKINS		Yamaha TZR 250 - Ashford tarmac / Barking mad about Animals				
IDEAL LAP TIME : 54.904		BEST LAP TIME : 55.080		DIFFERENCE : 0.176		
LAP	SECTOR 1	SECTOR 2	LAP TIME	MPH	DIFF	TIME OF DAY
1 -	37.994	24.841	1:02.835	69.20	7.755	11:06:36.944
2 -	35.429	23.195	58.624	74.17	3.544	11:07:35.568
3 -	34.212	23.287	57.499	75.62	2.419	11:08:33.067
4 -	34.246	22.590	56.836	76.51	1.756	11:09:29.903
5 -	33.564	22.319	55.883	77.81	0.803	11:10:25.786
6 -	33.120	22.113	55.233 (2)	78.73	0.153	11:11:21.019
7 -	32.791	22.289	55.080 (1)	78.95		11:12:16.099
8 -	33.477	22.319	55.796 (3)	77.93	0.716	11:13:11.895

P2 18 GPF David BALL		Yamaha TZR250F3 - Gardiner Page and Roe pension consultan				
IDEAL LAP TIME :		BEST LAP TIME : 55.521		DIFFERENCE :		
LAP	SECTOR 1	SECTOR 2	LAP TIME	MPH	DIFF	TIME OF DAY
1 -			58.675	74.11	3.154	11:07:03.503
2 -			57.312	75.87	1.791	11:08:00.815
3 -			59.606	72.95	4.085	11:09:00.421
4 -			56.537	76.91	1.016	11:09:56.958
5 -			56.835	76.51	1.314	11:10:53.793
6 -			56.369	77.14	0.848	11:11:50.162
7 -			55.790 (2)	77.94	0.269	11:12:45.952
8 -			56.317	77.21	0.796	11:13:42.269
9 -			56.443	77.04	0.922	11:14:38.712
10 -			56.085 (3)	77.53	0.564	11:15:34.797
11 -			56.211	77.36	0.690	11:16:31.008
12 -			55.521 (1)	78.32		11:17:26.529
13 -			56.113	77.49	0.592	11:18:22.642

P3 28 GPF Liam McCARTER		Yamaha TZR - Katie McCarter				
IDEAL LAP TIME : 55.410		BEST LAP TIME : 55.528		DIFFERENCE : 0.118		
LAP	SECTOR 1	SECTOR 2	LAP TIME	MPH	DIFF	TIME OF DAY
1 -	36.320	24.835	1:01.155	71.10	5.627	11:06:37.280
2 -	35.295	22.905	58.200	74.71	2.672	11:07:35.480
3 -	33.581	23.646	57.227	75.98	1.699	11:08:32.707
4 -	33.705	22.552	56.257	77.29	0.729	11:09:28.964
5 -	33.448	22.326	55.774 (2)	77.96	0.246	11:10:24.738
6 -	33.856	22.221	56.077	77.54	0.549	11:11:20.815
7 -	33.820	22.475	56.295	77.24	0.767	11:12:17.110
8 -	33.189	22.339	55.528 (1)	78.31		11:13:12.638
9 -	34.798	22.476	57.274	75.92	1.746	11:14:09.912
10 -	33.701	24.565	58.266	74.63	2.738	11:15:08.178
11 -	33.716	22.264	55.980 (3)	77.68	0.452	11:16:04.158
12 -	33.574	22.413	55.987	77.67	0.459	11:17:00.145
13 -	33.810	22.661	56.471	77.00	0.943	11:17:56.616

P4 26 GPF Damian LEE		Yamaha TZR250 - Leed Autos				
IDEAL LAP TIME : 55.979		BEST LAP TIME : 56.035		DIFFERENCE : 0.056		
LAP	SECTOR 1	SECTOR 2	LAP TIME	MPH	DIFF	TIME OF DAY
1 -	37.181	24.847	1:02.028	70.10	5.993	11:06:35.659
2 -	34.872	23.316	58.188	74.73	2.153	11:07:33.847
3 -	34.644	24.299	58.943	73.77	2.908	11:08:32.790
4 -	34.736	22.823	57.559	75.55	1.524	11:09:30.349
5 -	33.853	22.647	56.500 (3)	76.96	0.465	11:10:26.849
6 -	33.509	22.809	56.318 (2)	77.21	0.283	11:11:23.167
7 -	34.423	22.785	57.208	76.01	1.173	11:12:20.375
8 -	33.332	22.703	56.035 (1)	77.60		11:13:16.410

BMCRC - MRO Championships 2023 - Rnd 1 @ Brands Hatch Indy

Illuminate Design 250MZs & Blue Haze GPF 2-Strokes

QUALIFYING - SECTOR ANALYSIS



SECTOR 1 = FL to I1, SECTOR 2 = I1 to FL, DIFF = Difference To Personal Best Lap, P = Crossed Finish Line in Pit Lane, D = Time Disallowed

P5 69 MZ Alexander MANN		MZ TS 250 - HS RACING				
IDEAL LAP TIME : 58.362		BEST LAP TIME : 58.501		DIFFERENCE : 0.139		
LAP	SECTOR 1	SECTOR 2	LAP TIME	MPH	DIFF	TIME OF DAY
1 -	38.506	24.663	1:03.169	68.84	4.668	11:06:33.121
2 -	36.479	24.290	1:00.769	71.55	2.268	11:07:33.890
3 -	36.110	23.895	1:00.005	72.47	1.504	11:08:33.895
4 -	36.436	24.330	1:00.766	71.56	2.265	11:09:34.661
5 -	35.922	23.553	59.475	73.11	0.974	11:10:34.136
6 -	35.108	23.393	58.501 (1)	74.33		11:11:32.637
7 -	35.472	23.528	59.000	73.70	0.499	11:12:31.637
8 -	35.930	23.710	59.640	72.91	1.139	11:13:31.277
9 -	35.635	23.789	59.424	73.17	0.923	11:14:30.701
10 -	35.316	23.970	59.286	73.34	0.785	11:15:29.987
11 -	35.364	23.523	58.887 (3)	73.84	0.386	11:16:28.874
12 -	35.432	23.711	59.143	73.52	0.642	11:17:28.017
13 -	34.969	23.781	58.750 (2)	74.01	0.249	11:18:26.767

P6 85 MZ Andrew WALES		MZ ETZ 250 - Illuminated Design LTD				
IDEAL LAP TIME : 58.560		BEST LAP TIME : 58.620		DIFFERENCE : 0.060		
LAP	SECTOR 1	SECTOR 2	LAP TIME	MPH	DIFF	TIME OF DAY
1 -	37.833	24.619	1:02.452	69.63	3.832	11:06:32.320
2 -	36.088	23.915	1:00.003	72.47	1.383	11:07:32.323
3 -	36.381	25.998	1:02.379	69.71	3.759	11:08:34.702
4 -	35.759	24.300	1:00.059	72.40	1.439	11:09:34.761
5 -	35.401	23.712	59.113	73.56	0.493	11:10:33.874
6 -	34.961	23.743	58.704 (2)	74.07	0.084	11:11:32.578
7 -	35.141	23.787	58.928 (3)	73.79	0.308	11:12:31.506
8 -	35.290	23.740	59.030	73.66	0.410	11:13:30.536
9 -	34.848	23.772	58.620 (1)	74.18		11:14:29.156

P7 75 MZ Peter WOODALL		MZ ETZ 250 - Online Lubricants				
IDEAL LAP TIME : 58.879		BEST LAP TIME : 58.981		DIFFERENCE : 0.102		
LAP	SECTOR 1	SECTOR 2	LAP TIME	MPH	DIFF	TIME OF DAY
1 -	40.689	27.185	1:07.874	64.06	8.893	11:06:49.199
2 -	38.604	24.709	1:03.313	68.68	4.332	11:07:52.512
3 -	36.571	24.302	1:00.873	71.43	1.892	11:08:53.385
4 -	35.838	23.745	59.583	72.98	0.602	11:09:52.968
5 -	35.702	23.994	59.696	72.84	0.715	11:10:52.664
6 -	36.142	23.737	59.879	72.62	0.898	11:11:52.543
7 -	35.729	23.816	59.545	73.03	0.564	11:12:52.088
8 -	36.731	24.695	1:01.426	70.79	2.445	11:13:53.514
9 -	35.409	23.848	59.257 (3)	73.38	0.276	11:14:52.771
10 -	35.277	23.755	59.032 (2)	73.66	0.051	11:15:51.803
11 -	35.250	23.731	58.981 (1)	73.72		11:16:50.784
12 -	35.148	24.200	59.348	73.27	0.367	11:17:50.132

P8 71 GPF Richard HICKLING		Aprilia RS 125 - Millstream Motor Services & Ringwood Tyres				
IDEAL LAP TIME : 58.986		BEST LAP TIME : 59.085		DIFFERENCE : 0.099		
LAP	SECTOR 1	SECTOR 2	LAP TIME	MPH	DIFF	TIME OF DAY
1 -	43.053	27.830	1:10.883	61.34	11.798	11:06:49.286
2 -	40.947	26.022	1:06.969	64.93	7.884	11:07:56.255
3 -	42.612	26.337	1:08.949	63.06	9.864	11:09:05.204
4 -	37.679	24.916	1:02.595	69.47	3.510	11:10:07.799
5 -	36.902	24.456	1:01.358	70.87	2.273	11:11:09.157
6 -	35.624	24.230	59.854	72.65	0.769	11:12:09.011
7 -	35.502	24.142	59.644	72.90	0.559	11:13:08.655
8 -	35.100	24.225	59.325 (2)	73.30	0.240	11:14:07.980
9 -	35.202	25.430	1:00.632	71.72	1.547	11:15:08.612
10 -	35.472	24.104	59.576 (3)	72.99	0.491	11:16:08.188
11 -	36.024	24.096	1:00.120	72.33	1.035	11:17:08.308
12 -	35.199	23.886	59.085 (1)	73.59		11:18:07.393

BMCRC - MRO Championships 2023 - Rnd 1 @ Brands Hatch Indy

Illuminate Design 250MZs & Blue Haze GPF 2-Strokes

QUALIFYING - SECTOR ANALYSIS



SECTOR 1 = FL to I1, SECTOR 2 = I1 to FL, DIFF = Difference To Personal Best Lap, P = Crossed Finish Line in Pit Lane, D = Time Disallowed

P9 162 GPF Darren COOPER			Yamaha TZR250 - Twistgrip Motorcycles			
IDEAL LAP TIME : 59.861		BEST LAP TIME : 59.861	DIFFERENCE : 0.000			
LAP	SECTOR 1	SECTOR 2	LAP TIME	MPH	DIFF	TIME OF DAY
1 -	38.190	25.122	1:03.312	68.68	3.451	11:06:39.831
2 -	36.825	24.716	1:01.541	70.66	1.680	11:07:41.372
3 -	36.127	24.392	1:00.519 (3)	71.85	0.658	11:08:41.891
4 -	36.913	24.206	1:01.119	71.14	1.258	11:09:43.010
5 -	36.665	24.242	1:00.907	71.39	1.046	11:10:43.917
6 -	36.553	24.295	1:00.848	71.46	0.987	11:11:44.765
7 -	36.874	24.152	1:01.026	71.25	1.165	11:12:45.791
8 -	35.789	24.072	59.861 (1)	72.64		11:13:45.652
9 -	36.472	24.371	1:00.843	71.47	0.982	11:14:46.495
10 -	36.676	24.316	1:00.992	71.29	1.131	11:15:47.487
11 -	36.311	24.617	1:00.928	71.37	1.067	11:16:48.415
12 -	36.402	24.113	1:00.515 (2)	71.85	0.654	11:17:48.930

P10 47 GPF Roy ALDERSLADE			Yamaha TZR250 -			
IDEAL LAP TIME : 1:00.320		BEST LAP TIME : 1:00.345	DIFFERENCE : 0.025			
LAP	SECTOR 1	SECTOR 2	LAP TIME	MPH	DIFF	TIME OF DAY
1 -	38.930	25.574	1:04.504	67.41	4.159	11:06:37.306
2 -	38.209	24.417	1:02.626	69.43	2.281	11:07:39.932
3 -	37.085	24.573	1:01.658	70.52	1.313	11:08:41.590
4 -	37.590	24.290	1:01.880	70.27	1.535	11:09:43.470
5 -	36.765	24.261	1:01.026	71.25	0.681	11:10:44.496
6 -	36.247	24.509	1:00.756 (3)	71.57	0.411	11:11:45.252
7 -	36.393	24.549	1:00.942	71.35	0.597	11:12:46.194
8 -	36.103	24.242	1:00.345 (1)	72.06		11:13:46.539
9 -	36.994	24.706	1:01.700	70.47	1.355	11:14:48.239
10 -	36.306	24.217	1:00.523 (2)	71.85	0.178	11:15:48.762
11 -	36.453	24.424	1:00.877	71.43	0.532	11:16:49.639
12 -	37.716	24.220	1:01.936	70.21	1.591	11:17:51.575

P11 13 MZ Gordon RYAN			MZ ETZ250 - Prism Work Psychology			
IDEAL LAP TIME : 1:00.833		BEST LAP TIME : 1:00.833	DIFFERENCE : 0.000			
LAP	SECTOR 1	SECTOR 2	LAP TIME	MPH	DIFF	TIME OF DAY
1 -	39.248	26.706	1:05.954	65.93	5.121	11:06:37.633
2 -	38.523	25.719	1:04.242	67.69	3.409	11:07:41.875
3 -	37.536	25.249	1:02.785	69.26	1.952	11:08:44.660
4 -	37.363	24.840	1:02.203	69.90	1.370	11:09:46.863
5 -	37.622	25.070	1:02.692	69.36	1.859	11:10:49.555
6 -	36.971	25.008	1:01.979	70.16	1.146	11:11:51.534
7 -	36.736	24.871	1:01.607	70.58	0.774	11:12:53.141
8 -	36.670	24.738	1:01.408	70.81	0.575	11:13:54.549
9 -	36.361	24.472	1:00.833 (1)	71.48		11:14:55.382
10 -	36.363	24.843	1:01.206 (3)	71.04	0.373	11:15:56.588
11 -	36.602	24.847	1:01.449	70.76	0.616	11:16:58.037
12 -	36.387	24.750	1:01.137 (2)	71.12	0.304	11:17:59.174

P12 169 GPF Mark ELLERAY			Yamaha TZR250 - Abbot Solutions Ltd			
IDEAL LAP TIME : 1:00.948		BEST LAP TIME : 1:00.996	DIFFERENCE : 0.048			
LAP	SECTOR 1	SECTOR 2	LAP TIME	MPH	DIFF	TIME OF DAY
1 -	36.806	24.190	1:00.996 (1)	71.29		11:06:28.452
2 -	37.615	24.325	1:01.940 (2)	70.20	0.944	11:07:30.392
3 -	37.739	24.869	1:02.608 (3)	69.45	1.612	11:08:33.000

BMCRC - MRO Championships 2023 - Rnd 1 @ Brands Hatch Indy

Illuminate Design 250MZs & Blue Haze GPF 2-Stroke

QUALIFYING - SECTOR ANALYSIS



SECTOR 1 = FL to I1, SECTOR 2 = I1 to FL, DIFF = Difference To Personal Best Lap, P = Crossed Finish Line in Pit Lane, D = Time Disallowed

P13 14 MZ Andy MARKS			MZ ETZ250 - Kingpin Components			
IDEAL LAP TIME :		BEST LAP TIME : 1:01.270	DIFFERENCE :			
LAP	SECTOR 1	SECTOR 2	LAP TIME	MPH	DIFF	TIME OF DAY
1 -			1:07.743	64.19	6.473	11:06:42.511
2 -			1:04.632	67.28	3.362	11:07:47.143
3 -			1:03.944	68.00	2.674	11:08:51.087
4 -			1:03.670	68.29	2.400	11:09:54.757
5 -			1:03.340	68.65	2.070	11:10:58.097
6 -			1:02.747	69.30	1.477	11:12:00.844
7 -			1:02.095	70.03	0.825	11:13:02.939
8 -			1:03.092	68.92	1.822	11:14:06.031
9 -			1:02.791	69.25	1.521	11:15:08.822
10 -			1:01.571 (2)	70.62	0.301	11:16:10.393
11 -			1:01.787 (3)	70.38	0.517	11:17:12.180
12 -			1:01.270 (1)	70.97		11:18:13.450

P14 8 MZ Rich ASKEW			MZ ETZ250 - L+R construction			
IDEAL LAP TIME : 1:01.804		BEST LAP TIME : 1:01.808	DIFFERENCE : 0.004			
LAP	SECTOR 1	SECTOR 2	LAP TIME	MPH	DIFF	TIME OF DAY
1 -	40.400	26.775	1:07.175	64.73	5.367	11:06:37.473
2 -	39.258	25.601	1:04.859	67.04	3.051	11:07:42.332
3 -	38.430	25.886	1:04.316	67.61	2.508	11:08:46.648
4 -	38.245	25.816	1:04.061	67.88	2.253	11:09:50.709
5 -	38.096	25.146	1:03.242	68.76	1.434	11:10:53.951
6 -	37.867	25.454	1:03.321	68.67	1.513	11:11:57.272
7 -	37.810	25.611	1:03.421	68.56	1.613	11:13:00.693
8 -	38.213	25.589	1:03.802	68.15	1.994	11:14:04.495
9 -	38.463	25.773	1:04.236	67.69	2.428	11:15:08.731
10 -	37.313	24.863	1:02.176 (2)	69.94	0.368	11:16:10.907
11 -	37.079	24.729	1:01.808 (1)	70.35		11:17:12.715
12 -	37.075	25.627	1:02.702 (3)	69.35	0.894	11:18:15.417

P15 421 GPF Adam CARSON			Honda RS125 - Allspeed, Tenpin racing, all England diamond drill			
IDEAL LAP TIME : 1:02.060		BEST LAP TIME : 1:02.135	DIFFERENCE : 0.075			
LAP	SECTOR 1	SECTOR 2	LAP TIME	MPH	DIFF	TIME OF DAY
1 -	40.753	26.453	1:07.206	64.70	5.071	11:06:36.408
2 -	39.254	25.756	1:05.010	66.89	2.875	11:07:41.418
3 -	38.674	25.668	1:04.342	67.58	2.207	11:08:45.760
4 -	38.522	25.272	1:03.794	68.16	1.659	11:09:49.554
5 -	37.717	24.925	1:02.642	69.41	0.507	11:10:52.196
6 -	37.866	24.624	1:02.490	69.58	0.355	11:11:54.686
7 -	37.536	24.678	1:02.214 (2)	69.89	0.079	11:12:56.900
8 -	37.453	24.682	1:02.135 (1)	69.98		11:13:59.035
9 -	37.536	24.730	1:02.266	69.83	0.131	11:15:01.301
10 -	37.845	24.607	1:02.452	69.63	0.317	11:16:03.753
11 -	41.530	24.701	1:06.231	65.65	4.096	11:17:09.984
12 -	37.560	24.705	1:02.265 (3)	69.84	0.130	11:18:12.249

P16 66 MZ Graeme LEWIS			MZ ETZ250 - DND Racing Components Eng			
IDEAL LAP TIME : 1:04.716		BEST LAP TIME : 1:05.084	DIFFERENCE : 0.368			
LAP	SECTOR 1	SECTOR 2	LAP TIME	MPH	DIFF	TIME OF DAY
1 -	OUTLAP	25.718	1:08.937	63.08	3.853	11:09:46.394
2 -	39.469	26.143	1:05.612	66.27	0.528	11:10:52.006
3 -	39.405	25.967	1:05.372	66.52	0.288	11:11:57.378
4 -	39.200	26.092	1:05.292 (3)	66.60	0.208	11:13:02.670
5 -	39.198	26.447	1:05.645	66.24	0.561	11:14:08.315
6 -	39.268	26.093	1:05.361	66.53	0.277	11:15:13.676
7 -	38.998	26.086	1:05.084 (1)	66.81		11:16:18.760
8 -	39.240	25.891	1:05.131 (2)	66.76	0.047	11:17:23.891
9 -	39.296	26.135	1:05.431	66.46	0.347	11:18:29.322

BMCRC - MRO Championships 2023 - Rnd 1 @ Brands Hatch Indy

Illuminate Design 250MZs & Blue Haze GPF 2-Strokes

QUALIFYING - SECTOR ANALYSIS



SECTOR 1 = FL to I1, SECTOR 2 = I1 to FL, DIFF = Difference To Personal Best Lap, P = Crossed Finish Line in Pit Lane, D = Time Disallowed

P17 38 MZ Chris PETTET		MZ ETZ250 -				
IDEAL LAP TIME : 1:07.002		BEST LAP TIME : 1:07.490		DIFFERENCE : 0.488		
LAP	SECTOR 1	SECTOR 2	LAP TIME	MPH	DIFF	TIME OF DAY
1 -	41.466	27.285	1:08.751	63.25	1.261	11:06:48.353
2 -	40.929	26.759	1:07.688 (2)	64.24	0.198	11:07:56.041
3 -	42.582	27.516	1:10.098	62.03	2.608	11:09:06.139
4 -	40.814	27.054	1:07.868 (3)	64.07	0.378	11:10:14.007
5 -	40.695	26.795	1:07.490 (1)	64.43		11:11:21.497
6 -	40.243	27.772	1:08.015	63.93	0.525	11:12:29.512

P18 96 MZ Chris KENT		MZ ETZ 250 -				
IDEAL LAP TIME : 1:14.497		BEST LAP TIME : 1:14.497		DIFFERENCE : 0.000		
LAP	SECTOR 1	SECTOR 2	LAP TIME	MPH	DIFF	TIME OF DAY
1 -	45.084	29.413	1:14.497 (1)	58.37		11:06:45.734

BMCRC - MRO Championships 2023 - Rnd 1 @ Brands Hatch Indy

Illuminate Design 250MZs & Blue Haze GPF 2-Stroke

QUALIFYING - BEST SECTORS

SECTOR 1				SECTOR 2			IDEAL / BEST COMPARISON					
POS	NO	NAME	TIME	NO	NAME	TIME	POS	NO	NAME	IDEAL	BEST	DIFF
									PERFECT LAP	54.904		
1	15	PERKINS	32.791	15	PERKINS	22.113	1	15	PERKINS	54.904	55.080	0.176
2	28	McCARTER	33.189	28	McCARTER	22.221	2	28	McCARTER	55.410	55.528	0.118
3	26	LEE	33.332	26	LEE	22.647	3	26	LEE	55.979	56.035	0.056
4	85	WALES	34.848	69	MANN	23.393	4	69	MANN	58.362	58.501	0.139
5	69	MANN	34.969	85	WALES	23.712	5	85	WALES	58.560	58.620	0.060
6	71	HICKLING	35.100	75	WOODALL	23.731	6	75	WOODALL	58.879	58.981	0.102
7	75	WOODALL	35.148	71	HICKLING	23.886	7	71	HICKLING	58.986	59.085	0.099
8	162	COOPER	35.789	162	COOPER	24.072	8	162	COOPER	59.861	59.861	0.000
9	47	ALDERSLADE	36.103	169	ELLERAY	24.190	9	47	ALDERSLADE	1:00.320	1:00.345	0.025
10	13	RYAN	36.361	47	ALDERSLADE	24.217	10	13	RYAN	1:00.833	1:00.833	0.000
11	169	ELLERAY	36.758	13	RYAN	24.472	11	169	ELLERAY	1:00.948	1:00.996	0.048
12	8	ASKEW	37.075	421	CARSON	24.607	12	8	ASKEW	1:01.804	1:01.808	0.004
13	421	CARSON	37.453	8	ASKEW	24.729	13	421	CARSON	1:02.060	1:02.135	0.075
14	66	LEWIS	38.998	66	LEWIS	25.718	14	66	LEWIS	1:04.716	1:05.084	0.368
15	38	PETTET	40.243	38	PETTET	26.759	15	38	PETTET	1:07.002	1:07.490	0.488
16	96	KENT	45.084	96	KENT	29.413	16	96	KENT	1:14.497	1:14.497	0.000
17							17	18	BALL		55.521	
18							18	14	MARKS		1:01.270	
19												

BMCRC - MRO Championships 2023 - Rnd 1 @ Brands Hatch Indy

Illuminate Design 250MZs & Blue Haze GPF 2-Stroke

QUALIFYING - STATISTICS

Competitors Started	19
Planned Start	2023-03-11 @ 11:16:00.000
Actual Start	2023-03-11 @ 11:04:54.785
Finish Time	2023-03-11 @ 11:17:37.068
Track Length	1.2079mi.
Total Laps	179
Total Distance Covered	216.2222mi.

Session Fastest Lap History

NO	CL	NAME	LAP TIME	TIME OF DAY	LAP	VEHICLE
169	GPF	Mark ELLERAY	1:00.996	11:06:28.485	1	Yamaha TZR250
18	GPF	David BALL	58.675	11:07:03.503	1	Yamaha TZR250F3
26	GPF	Damian LEE	58.188	11:07:33.857	2	Yamaha TZR250
18	GPF	David BALL	57.312	11:08:00.815	2	Yamaha TZR250F3
28	GPF	Liam McCARTER	57.227	11:08:32.717	3	Yamaha TZR
28	GPF	Liam McCARTER	56.257	11:09:28.973	4	Yamaha TZR
28	GPF	Liam McCARTER	55.774	11:10:24.749	5	Yamaha TZR
15	GPF	Billy PERKINS	55.233	11:11:21.047	6	Yamaha TZR 250
15	GPF	Billy PERKINS	55.080	11:12:16.128	7	Yamaha TZR 250

Flag History

TYPE	TIME OF DAY
GREEN	11:04:54.785
FINISH	11:17:37.068

Flag Statistics

TYPE	COUNT	TOTAL LAPS	TOTAL TIME
Green	1	13	13:40.560
Red	0	0	0.000
Safety Car	0	0	0.000
FCY	0	0	0.000

BMCRC - MRO Championships 2023 - Rnd 1 @ Brands Hatch Indy

Illuminate Design 250MZs & Blue Haze GPF 2-Stroke

QUALIFYING - STATISTICS

CLASS : GPF

9 Starters

Fastest Lap History

NO	NAME	LAP TIME	TIME OF DAY	LAP	VEHICLE
169	Mark ELLERAY	1:00.996	11:06:28.485	1	Yamaha TZR250
18	David BALL	58.675	11:07:03.503	1	Yamaha TZR250F3
26	Damian LEE	58.188	11:07:33.857	2	Yamaha TZR250
18	David BALL	57.312	11:08:00.815	2	Yamaha TZR250F3
28	Liam McCARTER	57.227	11:08:32.717	3	Yamaha TZR
28	Liam McCARTER	56.257	11:09:28.973	4	Yamaha TZR
28	Liam McCARTER	55.774	11:10:24.749	5	Yamaha TZR
15	Billy PERKINS	55.233	11:11:21.047	6	Yamaha TZR 250
15	Billy PERKINS	55.080	11:12:16.128	7	Yamaha TZR 250

BMCRC - MRO Championships 2023 - Rnd 1 @ Brands Hatch Indy

Illuminate Design 250MZs & Blue Haze GPF 2-Stroke

QUALIFYING - STATISTICS

CLASS : MZ

10 Starters

Fastest Lap History

NO	NAME	LAP TIME	TIME OF DAY	LAP	VEHICLE
85	Andrew WALES	1:02.452	11:06:32.352	1	MZ ETZ 250
85	Andrew WALES	1:00.003	11:07:32.355	2	MZ ETZ 250
75	Peter WOODALL	59.583	11:09:53.000	4	MZ ETZ 250
85	Andrew WALES	59.113	11:10:33.906	5	MZ ETZ 250
85	Andrew WALES	58.704	11:11:32.610	6	MZ ETZ 250
69	Alexander MANN	58.501	11:11:32.637	6	MZ TS 250

BMCRC - MRO Championships 2023 - Rnd 1 @ Brands Hatch Indy

Illuminate Design 250MZs & Blue Haze GPF 2-Strokes

RACE 10 - GRID (9 Laps)

ROW 9	27	24	Tony PARKER	26	22	Simon FINCH	25	7	John ASHMEAD
ROW 8	24	96	Chris KENT	23	38	Chris PETTET	22	66	Graeme LEWIS
ROW 7	21	8	Rich ASKEW	20	14	Andy MARKS	19	13	Gordon RYAN
ROW 6	18	75	Peter WOODALL	17	85	Andrew WALES	16	69	Alexander MANN
ROW 5	15			14			13		
ROW 4	12			11	70	Andrew BURSCOUGH	10	42	Martin PEARSON
ROW 3	9	421	Adam CARSON	8	169	Mark ELLERAY	7	47	Roy ALDERSLADE
ROW 2	6	162	Darren COOPER	5	71	Richard HICKLING	4	26	Damian LEE
ROW 1	3	28	Liam McCARTER	2	18	David BALL	1	15	Billy PERKINS
									Pole

Brands Hatch Indy: 1.2079 miles

These results are provisional until the conclusion of any judicial and technical matters.

Clerk Of Course :	Stewards :	Timekeeper : Craig Smith
-------------------	------------	--------------------------

Results can be found at www.tsl-timing.com

Printed - 11:21 Saturday, 11 March 2023



BMCRC - MRO Championships 2023 - Rnd 1 @ Brands Hatch Indy

Illuminate Design 250MZs & Blue Haze GPF 2-Stroke

RACE 10 - CLASSIFICATION

POS	NO	CL	PIC NAME	ENTRY	LAPS	TIME	GAP	DIFF	MPH	BEST	ON
1	15	GPF	1 Billy PERKINS	Yamaha TZR 250 - Ashford tarmac / Barking mad ab	9	8:18.711			78.47	53.697	9
2	18	GPF	2 David BALL	Yamaha TZR250F3 - Gardiner Page and Roe pensic	9	8:19.070	0.359	0.359	78.42	54.097	9
3	26	GPF	3 Damian LEE	Yamaha TZR250 - Leed Autos	9	8:47.122	28.411	28.052	74.24	57.723	2
4	42	GPF	4 Martin PEARSON	Yamaha TZR250 -	9	8:52.951	34.240	5.829	73.43	58.058	8
5	71	GPF	5 Richard HICKLING	Aprilia RS 125 - Millstream Motor Services & Ringwo	9	8:57.812	39.101	4.861	72.77	58.529	8
6	69	MZ	1 Alexander MANN	MZ TS 250 - HS RACING	9	9:15.920	57.209	18.108	70.40	57.700	8
7	85	MZ	2 Andrew WALES	MZ ETZ 250 - Illuminated Design LTD	9	9:16.001	57.290	0.081	70.39	57.731	8
8	47	GPF	6 Roy ALDERSLADE	Yamaha TZR250 -	9	9:19.767	1:01.056	3.766	69.91	1:00.232	2
9	421	GPF	7 Adam CARSON	Honda RS125 - Allspeed, Tenpin racing, all England c	8	8:21.856	1 Lap	1 Lap	69.32	1:01.298	8
10	75	MZ	3 Peter WOODALL	MZ ETZ 250 - Online Lubricants	8	8:33.170	1 Lap	11.314	67.79	59.658	2
11	96	MZ	4 Chris KENT	MZ ETZ 250 -	8	8:39.525	1 Lap	6.355	66.96	1:00.330	8
12	13	MZ	5 Gordon RYAN	MZ ETZ250 - Prism Work Psychology	8	8:46.286	1 Lap	6.761	66.10	1:01.271	7
13	14	MZ	6 Andy MARKS	MZ ETZ250 - Kingpin Components	8	8:49.236	1 Lap	2.950	65.73	1:01.520	8
14	8	MZ	7 Rich ASKEW	MZ ETZ250 - L+R construction	8	8:49.370	1 Lap	0.134	65.71	1:01.303	7
15	22	MZ	8 Simon FINCH	MZ ETZ250 - BlueCloud Projects Ltd	8	8:57.415	1 Lap	8.045	64.73	1:02.527	4
16	66	MZ	9 Graeme LEWIS	MZ ETZ250 - DND Racing Components Eng	8	9:01.166	1 Lap	3.751	64.28	1:03.087	2
17	38	MZ	10 Chris PETTET	MZ ETZ250 -	8	9:15.629	1 Lap	14.463	62.61	1:03.720	2
18	24	MZ	11 Tony PARKER	MZ ETZ250 - Aspect Renovations	6	8:20.889	3 Laps	2 Laps	52.09	1:16.926	2
NOT CLASSIFIED											
DNF	7	MZ	John ASHMEAD	MZ ETZ250 -	1	1:36.364	8 Laps	5 Laps	45.12		
FASTEST LAP											
	15	GPF	Billy PERKINS	Yamaha TZR 250 - Ashford tarmac / Barking mad ab	9	53.697			80.98 mph	130.33 kph	
	69	MZ	Alexander MANN	MZ TS 250 - HS RACING	8	57.700			75.36 mph	121.28 kph	

Class GPF - 92.5% of Race Speed = 72.58 mph
 Class MZ - 92.5% of Race Speed = 65.12 mph

Weather / Track : Cloudy / Dry

These results are provisional until the conclusion of any judicial and technical matters.

Race Distance: 9 Laps / 10.87 miles
 Brands Hatch Indy: 1.2079 miles
 Date: 11/03/2023 Start: 14:29 Finish: 14:38

Clerk Of Course :	Stewards :	Timekeeper : <i>Craig Smith</i>
-------------------	------------	------------------------------------

Results can be found at www.tsl-timing.com

Printed - 14:45 Saturday, 11 March 2023



BMCRC - MRO Championships 2023 - Rnd 1 @ Brands Hatch Indy

Illuminate Design 250MZs & Blue Haze GPF 2-Stroke

RACE 10 - LAP CHART

LAP 1 @ 14:30:50.115

NO	BEHIND	LAP TIME
18		59.771
15	0.281	1:00.052
26	2.856	1:02.627
42	5.357	1:05.128
71	6.353	1:06.124
47	6.601	1:06.372
421	9.241	1:09.012
85	29.665	1:29.436
69	29.943	1:29.714
75	31.374	1:31.145
96	32.995	1:32.766
13	33.039	1:32.810
14	34.475	1:34.246
8	35.073	1:34.844
66	35.161	1:34.932
22	35.460	1:35.231
38	36.295	1:36.066
7	36.593	1:36.364
24	47.223	1:46.994

LAP 2 @ 14:31:44.873

NO	BEHIND	LAP TIME
18		54.758
15	0.509	54.986
26	5.821	57.723
42	9.167	58.568
71	10.690	59.095
47	12.075	1:00.232
421	17.136	1:02.653
69	33.214	58.029
85	33.332	58.425
75	36.274	59.658
96	40.070	1:01.833
13	40.239	1:01.958
14	42.594	1:02.877
8	42.830	1:02.515
22	43.398	1:02.696
66	43.490	1:03.087
38	45.257	1:03.720

LAP 3 @ 14:32:40.097

NO	BEHIND	LAP TIME
18		55.224
15	0.080	54.795
26	8.684	58.087
42	12.377	58.434
24	1 Lap	1:16.926
71	14.608	59.142
47	17.390	1:00.539
421	24.139	1:02.227
69	36.235	58.245
85	36.334	58.226
75	40.892	59.842
96	45.768	1:00.922
13	46.951	1:01.936
8	49.697	1:02.091
14	50.015	1:02.645
22	51.037	1:02.863
66	51.482	1:03.216

LAP 4 @ 14:33:34.298

NO	BEHIND	LAP TIME
15		54.121
18	0.773	54.974
38	1 Lap	1:05.865
26	12.266	57.783
42	16.937	58.761
71	19.536	59.129
47	24.794	1:01.605
421	32.049	1:02.111
69	40.137	58.103
85	40.519	58.386
24	1 Lap	1:21.091
75	47.004	1:00.313
96	51.961	1:00.394
13	54.465	1:01.715

LAP 5 @ 14:34:30.263

NO	BEHIND	LAP TIME
15		55.965
18	0.614	55.806
8	1 Lap	1:01.861
14	1 Lap	1:02.048
22	1 Lap	1:02.527
66	1 Lap	1:03.337
38	1 Lap	1:05.635
26	14.172	57.871
42	19.484	58.512
71	22.354	58.783
47	30.458	1:01.629
421	37.778	1:01.694
69	42.671	58.499
85	43.217	58.663
75	51.592	1:00.553

LAP 6 @ 14:35:25.708

NO	BEHIND	LAP TIME
15		55.445
18	0.565	55.396
96	1 Lap	1:01.376
13	1 Lap	1:03.264
8	1 Lap	1:02.181
14	1 Lap	1:02.147
24	2 Laps	1:19.980
22	1 Lap	1:02.612
66	1 Lap	1:04.044
26	17.380	58.653
38	1 Lap	1:06.108
42	22.381	58.342
71	25.928	59.019
47	36.557	1:01.544
421	43.760	1:01.427
69	45.488	58.262
85	45.572	57.800

LAP 7 @ 14:36:20.597

NO	BEHIND	LAP TIME
15		54.889
18	0.473	54.797
75	1 Lap	1:01.175
96	1 Lap	1:00.707
13	1 Lap	1:01.994
14	1 Lap	1:02.201

8	1 Lap	1:03.197
22	1 Lap	1:03.521
26	21.087	58.596
66	1 Lap	1:05.146
42	26.518	59.026
71	30.333	59.294
24	2 Laps	1:18.187
38	1 Lap	1:06.185
47	43.974	1:02.306
69	49.045	58.446
85	49.199	58.516
421	50.305	1:01.434

LAP 8 @ 14:37:15.317

NO	BEHIND	LAP TIME
18		54.247
15	0.041	54.761
75	1 Lap	59.993
96	1 Lap	1:01.197
13	1 Lap	1:01.271
14	1 Lap	1:01.552
8	1 Lap	1:01.303
26	24.399	58.032
22	1 Lap	1:03.635
42	29.856	58.058
66	1 Lap	1:03.800
71	34.142	58.529
38	1 Lap	1:05.863
69	52.025	57.700
47	52.173	1:02.919
85	52.210	57.731

LAP 9 @ 14:38:09.055

NO	BEHIND	LAP TIME
15		53.697
18	0.359	54.097
24	3 Laps	1:17.711
421	1 Lap	1:01.298
75	1 Lap	1:00.491
96	1 Lap	1:00.330
13	1 Lap	1:01.338
26	28.411	57.750
14	1 Lap	1:01.520
8	1 Lap	1:01.378
42	34.240	58.122
22	1 Lap	1:04.330
71	39.101	58.697
66	1 Lap	1:03.604
38	1 Lap	1:06.187
69	57.209	58.922
85	57.290	58.818
47	1:01.056	1:02.621

BMCRC - MRO Championships 2023 - Rnd 1 @ Brands Hatch Indy

Illuminate Design 250MZs & Blue Haze GPF 2-Stroke

RACE 10 - POSITION CHART

No	Name	Lap Pos									
			1	2	3	4	5	6	7	8	9
15	PERKINS	1	18	18	18	15	15	15	15	18	15
18	BALL	2	15	15	15	18	18	18	18	15	18
26	LEE	3	26	26	26	26	26	26	26	26	26
71	HICKLING	4	42	42	42	42	42	42	42	42	42
47	ALDERSLADE	5	71	71	71	71	71	71	71	71	71
421	CARSON	6	47	47	47	47	47	47	47	69	69
42	PEARSON	7	421	421	421	421	421	421	69	47	85
69	MANN	8	85	69	69	69	69	69	85	85	47
85	WALES	9	69	85	85	85	85	85	421	421	
75	WOODALL	10	75	75	75	75	75	75	75	75	
13	RYAN	11	96	96	96	96	96	96	96	96	
14	MARKS	12	13	13	13	13	13	13	13	13	
8	ASKEW	13	14	14	8	8	8	14	14	14	
66	LEWIS	14	8	8	14	14	14	8	8	8	
38	PETTET	15	66	22	22	22	22	22	22	22	
96	KENT	16	22	66	66	66	66	66	66	66	
7	ASHMEAD	17	38	38	38	38	38	38	38	38	
22	FINCH	18	7	24	24	24	24	24			
24	PARKER	19	24								

BMCRC - MRO Championships 2023 - Rnd 1 @ Brands Hatch Indy

Illuminate Design 250MZs & Blue Haze GPF 2-Stroke

RACE 10 - SECTOR ANALYSIS



SECTOR 1 = FL to I1, SECTOR 2 = I1 to FL, DIFF = Difference To Personal Best Lap, P = Crossed Finish Line in Pit Lane, D = Time Disallowed

P1 15 GPF Billy PERKINS		Yamaha TZR 250 - Ashford tarmac / Barking mad about Animals				
IDEAL LAP TIME : 53.697		BEST LAP TIME : 53.697		DIFFERENCE : 0.000		
LAP	SECTOR 1	SECTOR 2	LAP TIME	MPH	DIFF	TIME OF DAY
1 -		22.203	1:00.052	72.41	6.355	14:30:50.396
2 -	32.690	22.296	54.986	79.08	1.289	14:31:45.382
3 -	32.741	22.054	54.795	79.36	1.098	14:32:40.177
4 -	32.266	21.855	54.121 (2)	80.34	0.424	14:33:34.298
5 -	33.350	22.615	55.965	77.70	2.268	14:34:30.263
6 -	33.040	22.405	55.445	78.43	1.748	14:35:25.708
7 -	32.630	22.259	54.889	79.22	1.192	14:36:20.597
8 -	32.583	22.178	54.761 (3)	79.41	1.064	14:37:15.358
9 -	31.977	21.720	53.697 (1)	80.98		14:38:09.055

P2 18 GPF David BALL		Yamaha TZR250F3 - Gardiner Page and Roe pension consultan				
IDEAL LAP TIME : 54.097		BEST LAP TIME : 54.097		DIFFERENCE : 0.000		
LAP	SECTOR 1	SECTOR 2	LAP TIME	MPH	DIFF	TIME OF DAY
1 -		22.180	59.771	72.75	5.674	14:30:50.115
2 -	32.615	22.143	54.758 (3)	79.41	0.661	14:31:44.873
3 -	33.093	22.131	55.224	78.74	1.127	14:32:40.097
4 -	33.010	21.964	54.974	79.10	0.877	14:33:35.071
5 -	33.427	22.379	55.806	77.92	1.709	14:34:30.877
6 -	33.059	22.337	55.396	78.50	1.299	14:35:26.273
7 -	32.629	22.168	54.797	79.35	0.700	14:36:21.070
8 -	32.422	21.825	54.247 (2)	80.16	0.150	14:37:15.317
9 -	32.338	21.759	54.097 (1)	80.38		14:38:09.414

P3 26 GPF Damian LEE		Yamaha TZR250 - Leed Autos				
IDEAL LAP TIME : 57.422		BEST LAP TIME : 57.723		DIFFERENCE : 0.301		
LAP	SECTOR 1	SECTOR 2	LAP TIME	MPH	DIFF	TIME OF DAY
1 -		23.480	1:02.627	69.43	4.904	14:30:52.971
2 -	34.323	23.400	57.723 (1)	75.33		14:31:50.694
3 -	34.611	23.476	58.087	74.86	0.364	14:32:48.781
4 -	34.401	23.382	57.783 (3)	75.25	0.060	14:33:46.564
5 -	34.612	23.259	57.871	75.14	0.148	14:34:44.435
6 -	35.206	23.447	58.653	74.14	0.930	14:35:43.088
7 -	35.312	23.284	58.596	74.21	0.873	14:36:41.684
8 -	34.856	23.176	58.032	74.93	0.309	14:37:39.716
9 -	34.651	23.099	57.750 (2)	75.30	0.027	14:38:37.466

P4 42 GPF Martin PEARSON		Yamaha TZR250 -				
IDEAL LAP TIME : 57.970		BEST LAP TIME : 58.058		DIFFERENCE : 0.088		
LAP	SECTOR 1	SECTOR 2	LAP TIME	MPH	DIFF	TIME OF DAY
1 -		23.818	1:05.128	66.76	7.070	14:30:55.472
2 -	35.220	23.348	58.568	74.24	0.510	14:31:54.040
3 -	35.030	23.404	58.434	74.41	0.376	14:32:52.474
4 -	35.419	23.342	58.761	74.00	0.703	14:33:51.235
5 -	35.163	23.349	58.512	74.31	0.454	14:34:49.747
6 -	35.002	23.340	58.342 (3)	74.53	0.284	14:35:48.089
7 -	35.095	23.931	59.026	73.67	0.968	14:36:47.115
8 -	34.913	23.145	58.058 (1)	74.90		14:37:45.173
9 -	34.825	23.297	58.122 (2)	74.81	0.064	14:38:43.295

BMCRC - MRO Championships 2023 - Rnd 1 @ Brands Hatch Indy

Illuminate Design 250MZs & Blue Haze GPF 2-Strokes

RACE 10 - SECTOR ANALYSIS



SECTOR 1 = FL to I1, SECTOR 2 = I1 to FL, DIFF = Difference To Personal Best Lap, P = Crossed Finish Line in Pit Lane, D = Time Disallowed

P5 71 GPF Richard HICKLING		Aprilia RS 125 - Millstream Motor Services & Ringwood Tyres				
IDEAL LAP TIME : 58.505		BEST LAP TIME : 58.529		DIFFERENCE : 0.024		
LAP	SECTOR 1	SECTOR 2	LAP TIME	MPH	DIFF	TIME OF DAY
1 -		24.447	1:06.124	65.76	7.595	14:30:56.468
2 -	35.197	23.898	59.095	73.58	0.566	14:31:55.563
3 -	35.257	23.885	59.142	73.52	0.613	14:32:54.705
4 -	35.234	23.895	59.129	73.54	0.600	14:33:53.834
5 -	34.860	23.923	58.783 (3)	73.97	0.254	14:34:52.617
6 -	35.188	23.831	59.019	73.68	0.490	14:35:51.636
7 -	35.055	24.239	59.294	73.33	0.765	14:36:50.930
8 -	34.811	23.718	58.529 (1)	74.29		14:37:49.459
9 -	34.787	23.910	58.697 (2)	74.08	0.168	14:38:48.156

P6 69 MZ Alexander MANN		MZ TS 250 - HS RACING				
IDEAL LAP TIME : 57.341		BEST LAP TIME : 57.700		DIFFERENCE : 0.359		
LAP	SECTOR 1	SECTOR 2	LAP TIME	MPH	DIFF	TIME OF DAY
1 -		23.484	1:29.714	48.47	32.014	14:31:20.058
2 -	34.882	23.147	58.029 (2)	74.93	0.329	14:32:18.087
3 -	35.102	23.143	58.245	74.66	0.545	14:33:16.332
4 -	34.638	23.465	58.103 (3)	74.84	0.403	14:34:14.435
5 -	35.006	23.493	58.499	74.33	0.799	14:35:12.934
6 -	34.683	23.579	58.262	74.63	0.562	14:36:11.196
7 -	35.152	23.294	58.446	74.40	0.746	14:37:09.642
8 -	34.198	23.502	57.700 (1)	75.36		14:38:07.342
9 -	35.479	23.443	58.922	73.80	1.222	14:39:06.264

P7 85 MZ Andrew WALES		MZ ETZ 250 - Illuminated Design LTD				
IDEAL LAP TIME : 57.666		BEST LAP TIME : 57.731		DIFFERENCE : 0.065		
LAP	SECTOR 1	SECTOR 2	LAP TIME	MPH	DIFF	TIME OF DAY
1 -		23.619	1:29.436	48.62	31.705	14:31:19.780
2 -	34.777	23.648	58.425	74.43	0.694	14:32:18.205
3 -	34.722	23.504	58.226 (3)	74.68	0.495	14:33:16.431
4 -	34.661	23.725	58.386	74.48	0.655	14:34:14.817
5 -	35.172	23.491	58.663	74.12	0.932	14:35:13.480
6 -	34.242	23.558	57.800 (2)	75.23	0.069	14:36:11.280
7 -	35.026	23.490	58.516	74.31	0.785	14:37:09.796
8 -	34.307	23.424	57.731 (1)	75.32		14:38:07.527
9 -	35.284	23.534	58.818	73.93	1.087	14:39:06.345

P8 47 GPF Roy ALDERSLADE		Yamaha TZR250 -				
IDEAL LAP TIME : 1:00.232		BEST LAP TIME : 1:00.232		DIFFERENCE : 0.000		
LAP	SECTOR 1	SECTOR 2	LAP TIME	MPH	DIFF	TIME OF DAY
1 -		24.184	1:06.372	65.51	6.140	14:30:56.716
2 -	36.104	24.128	1:00.232 (1)	72.19		14:31:56.948
3 -	36.133	24.406	1:00.539 (2)	71.83	0.307	14:32:57.487
4 -	36.603	25.002	1:01.605	70.58	1.373	14:33:59.092
5 -	37.208	24.421	1:01.629	70.56	1.397	14:35:00.721
6 -	36.946	24.598	1:01.544 (3)	70.65	1.312	14:36:02.265
7 -	37.356	24.950	1:02.306	69.79	2.074	14:37:04.571
8 -	37.327	25.592	1:02.919	69.11	2.687	14:38:07.490
9 -	37.686	24.935	1:02.621	69.44	2.389	14:39:10.111

BMCRC - MRO Championships 2023 - Rnd 1 @ Brands Hatch Indy

Illuminate Design 250MZs & Blue Haze GPF 2-Strokes

RACE 10 - SECTOR ANALYSIS



SECTOR 1 = FL to I1, SECTOR 2 = I1 to FL, DIFF = Difference To Personal Best Lap, P = Crossed Finish Line in Pit Lane, D = Time Disallowed

P9 421 GPF Adam CARSON		Honda RS125 - Allspeed, Tenpin racing, all England diamond drill				
IDEAL LAP TIME : 1:01.032		BEST LAP TIME : 1:01.298		DIFFERENCE : 0.266		
LAP	SECTOR 1	SECTOR 2	LAP TIME	MPH	DIFF	TIME OF DAY
1 -		25.044	1:09.012	63.01	7.714	14:30:59.356
2 -	37.763	24.890	1:02.653	69.40	1.355	14:32:02.009
3 -	37.414	24.813	1:02.227	69.88	0.929	14:33:04.236
4 -	37.421	24.690	1:02.111	70.01	0.813	14:34:06.347
5 -	37.080	24.614	1:01.694	70.48	0.396	14:35:08.041
6 -	36.870	24.557	1:01.427 (2)	70.79	0.129	14:36:09.468
7 -	37.135	24.299	1:01.434 (3)	70.78	0.136	14:37:10.902
8 -	36.733	24.565	1:01.298 (1)	70.94		14:38:12.200

P10 75 MZ Peter WOODALL		MZ ETZ 250 - Online Lubricants				
IDEAL LAP TIME : 59.556		BEST LAP TIME : 59.658		DIFFERENCE : 0.102		
LAP	SECTOR 1	SECTOR 2	LAP TIME	MPH	DIFF	TIME OF DAY
1 -		24.044	1:31.145	47.71	31.487	14:31:21.489
2 -	35.657	24.001	59.658 (1)	72.89		14:32:21.147
3 -	35.555	24.287	59.842 (2)	72.66	0.184	14:33:20.989
4 -	35.867	24.446	1:00.313	72.10	0.655	14:34:21.302
5 -	36.063	24.490	1:00.553	71.81	0.895	14:35:21.855
6 -	36.439	24.736	1:01.175	71.08	1.517	14:36:23.030
7 -	35.575	24.418	59.993 (3)	72.48	0.335	14:37:23.023
8 -	36.142	24.349	1:00.491	71.88	0.833	14:38:23.514

P11 96 MZ Chris KENT		MZ ETZ 250 -				
IDEAL LAP TIME : 1:00.330		BEST LAP TIME : 1:00.330		DIFFERENCE : 0.000		
LAP	SECTOR 1	SECTOR 2	LAP TIME	MPH	DIFF	TIME OF DAY
1 -		24.929	1:32.766	46.87	32.436	14:31:23.110
2 -	37.254	24.579	1:01.833	70.32	1.503	14:32:24.943
3 -	36.380	24.542	1:00.922	71.37	0.592	14:33:25.865
4 -	36.091	24.303	1:00.394 (2)	72.00	0.064	14:34:26.259
5 -	36.949	24.427	1:01.376	70.85	1.046	14:35:27.635
6 -	36.151	24.556	1:00.707 (3)	71.63	0.377	14:36:28.342
7 -	36.800	24.397	1:01.197	71.05	0.867	14:37:29.539
8 -	36.090	24.240	1:00.330 (1)	72.08		14:38:29.869

P12 13 MZ Gordon RYAN		MZ ETZ250 - Prism Work Psychology				
IDEAL LAP TIME : 1:01.049		BEST LAP TIME : 1:01.271		DIFFERENCE : 0.222		
LAP	SECTOR 1	SECTOR 2	LAP TIME	MPH	DIFF	TIME OF DAY
1 -		25.245	1:32.810	46.85	31.539	14:31:23.154
2 -	37.450	24.508	1:01.958	70.18	0.687	14:32:25.112
3 -	37.269	24.667	1:01.936	70.21	0.665	14:33:27.048
4 -	36.883	24.832	1:01.715 (3)	70.46	0.444	14:34:28.763
5 -	36.732	26.532	1:03.264	68.73	1.993	14:35:32.027
6 -	37.034	24.960	1:01.994	70.14	0.723	14:36:34.021
7 -	36.541	24.730	1:01.271 (1)	70.97		14:37:35.292
8 -	36.628	24.710	1:01.338 (2)	70.89	0.067	14:38:36.630

P13 14 MZ Andy MARKS		MZ ETZ250 - Kingpin Components				
IDEAL LAP TIME : 1:02.048		BEST LAP TIME : 1:01.520		DIFFERENCE : -0.528		
LAP	SECTOR 1	SECTOR 2	LAP TIME	MPH	DIFF	TIME OF DAY
1 -			1:34.246	46.14	32.726	14:31:24.590
2 -			1:02.877	69.16	1.357	14:32:27.467
3 -			1:02.645	69.41	1.125	14:33:30.112
4 -	36.790	25.258	1:02.048 (3)	70.08	0.528	14:34:32.160
5 -			1:02.147	69.97	0.627	14:35:34.307
6 -			1:02.201	69.91	0.681	14:36:36.508
7 -			1:01.552 (2)	70.64	0.032	14:37:38.060
8 -			1:01.520 (1)	70.68		14:38:39.580

BMCRC - MRO Championships 2023 - Rnd 1 @ Brands Hatch Indy

Illuminate Design 250MZs & Blue Haze GPF 2-Stroke

RACE 10 - SECTOR ANALYSIS



SECTOR 1 = FL to I1, SECTOR 2 = I1 to FL, DIFF = Difference To Personal Best Lap, P = Crossed Finish Line in Pit Lane, D = Time Disallowed

P14 8 MZ Rich ASKEW			MZ ETZ250 - L+R construction			
IDEAL LAP TIME : 1:01.178		BEST LAP TIME : 1:01.303		DIFFERENCE : 0.125		
LAP	SECTOR 1	SECTOR 2	LAP TIME	MPH	DIFF	TIME OF DAY
1 -		25.841	1:34.844	45.84	33.541	14:31:25.188
2 -	37.660	24.855	1:02.515	69.56	1.212	14:32:27.703
3 -	37.052	25.039	1:02.091	70.03	0.788	14:33:29.794
4 -	36.994	24.867	1:01.861 (3)	70.29	0.558	14:34:31.655
5 -	36.539	25.642	1:02.181	69.93	0.878	14:35:33.836
6 -	37.872	25.325	1:03.197	68.81	1.894	14:36:37.033
7 -	36.664	24.639	1:01.303 (1)	70.93		14:37:38.336
8 -	36.725	24.653	1:01.378 (2)	70.84	0.075	14:38:39.714

P15 22 MZ Simon FINCH			MZ ETZ250 - BlueCloud Projects Ltd			
IDEAL LAP TIME : 1:02.115		BEST LAP TIME : 1:02.527		DIFFERENCE : 0.412		
LAP	SECTOR 1	SECTOR 2	LAP TIME	MPH	DIFF	TIME OF DAY
1 -		25.377	1:35.231	45.66	32.704	14:31:25.575
2 -	37.507	25.189	1:02.696 (3)	69.36	0.169	14:32:28.271
3 -	37.845	25.018	1:02.863	69.17	0.336	14:33:31.134
4 -	37.097	25.430	1:02.527 (1)	69.54		14:34:33.661
5 -	37.392	25.220	1:02.612 (2)	69.45	0.085	14:35:36.273
6 -	37.820	25.701	1:03.521	68.45	0.994	14:36:39.794
7 -	37.740	25.895	1:03.635	68.33	1.108	14:37:43.429
8 -	38.652	25.678	1:04.330	67.59	1.803	14:38:47.759

P16 66 MZ Graeme LEWIS			MZ ETZ250 - DND Racing Components Eng			
IDEAL LAP TIME : 1:02.841		BEST LAP TIME : 1:03.087		DIFFERENCE : 0.246		
LAP	SECTOR 1	SECTOR 2	LAP TIME	MPH	DIFF	TIME OF DAY
1 -		25.603	1:34.932	45.80	31.845	14:31:25.276
2 -	38.019	25.068	1:03.087 (1)	68.93		14:32:28.363
3 -	38.014	25.202	1:03.216 (2)	68.78	0.129	14:33:31.579
4 -	37.773	25.564	1:03.337 (3)	68.65	0.250	14:34:34.916
5 -	38.584	25.460	1:04.044	67.90	0.957	14:35:38.960
6 -	39.556	25.590	1:05.146	66.75	2.059	14:36:44.106
7 -	38.049	25.751	1:03.800	68.15	0.713	14:37:47.906
8 -	38.156	25.448	1:03.604	68.36	0.517	14:38:51.510

P17 38 MZ Chris PETTET			MZ ETZ250 -			
IDEAL LAP TIME : 1:03.625		BEST LAP TIME : 1:03.720		DIFFERENCE : 0.095		
LAP	SECTOR 1	SECTOR 2	LAP TIME	MPH	DIFF	TIME OF DAY
1 -		25.558	1:36.066	45.26	32.346	14:31:26.410
2 -	38.067	25.653	1:03.720 (1)	68.24		14:32:30.130
3 -	39.805	26.060	1:05.865	66.02	2.145	14:33:35.995
4 -	39.110	26.525	1:05.635 (2)	66.25	1.915	14:34:41.630
5 -	39.968	26.140	1:06.108	65.78	2.388	14:35:47.738
6 -	39.798	26.387	1:06.185	65.70	2.465	14:36:53.923
7 -	39.521	26.342	1:05.863 (3)	66.02	2.143	14:37:59.786
8 -	39.771	26.416	1:06.187	65.70	2.467	14:39:05.973

P18 24 MZ Tony PARKER			MZ ETZ250 - Aspect Renovations			
IDEAL LAP TIME : 1:14.415		BEST LAP TIME : 1:16.926		DIFFERENCE : 2.511		
LAP	SECTOR 1	SECTOR 2	LAP TIME	MPH	DIFF	TIME OF DAY
1 -		29.097	1:46.994	40.64	30.068	14:31:37.338
2 -	45.318	31.608	1:16.926 (1)	56.52		14:32:54.264
3 -	47.793	33.298	1:21.091	53.62	4.165	14:34:15.355
4 -	49.052	30.928	1:19.980	54.37	3.054	14:35:35.335
5 -	46.652	31.535	1:18.187 (3)	55.61	1.261	14:36:53.522
6 -	47.393	30.318	1:17.711 (2)	55.95	0.785	14:38:11.233

BMCRC - MRO Championships 2023 - Rnd 1 @ Brands Hatch Indy

Illuminate Design 250MZs & Blue Haze GPF 2-Stroke

RACE 10 - SECTOR ANALYSIS



SECTOR 1 = FL to I1, SECTOR 2 = I1 to FL, DIFF = Difference To Personal Best Lap, P = Crossed Finish Line in Pit Lane, D = Time Disallowed

P19	7 MZ	John ASHMEAD	MZ ETZ250 -			
IDEAL LAP TIME :		BEST LAP TIME :		DIFFERENCE :		
LAP	SECTOR 1	SECTOR 2	LAP TIME	MPH	DIFF	TIME OF DAY
1 -		25.861	1:36.364	45.12		14:31:26.708

BMCRC - MRO Championships 2023 - Rnd 1 @ Brands Hatch Indy

Illuminate Design 250MZs & Blue Haze GPF 2-Strokes

RACE 10 - BEST SECTORS

SECTOR 1			SECTOR 2			IDEAL / BEST COMPARISON						
POS	NO	NAME	TIME	NO	NAME	TIME	POS	NO	NAME	IDEAL	BEST	DIFF
									PERFECT LAP	53.697		
1	15	PERKINS	31.977	15	PERKINS	21.720	1	15	PERKINS	53.697	53.697	0.000
2	18	BALL	32.338	18	BALL	21.759	2	18	BALL	54.097	54.097	0.000
3	69	MANN	34.198	26	LEE	23.099	3	69	MANN	57.341	57.700	0.359
4	85	WALES	34.242	69	MANN	23.143	4	26	LEE	57.422	57.723	0.301
5	26	LEE	34.323	42	PEARSON	23.145	5	85	WALES	57.666	57.731	0.065
6	71	HICKLING	34.787	85	WALES	23.424	6	42	PEARSON	57.970	58.058	0.088
7	42	PEARSON	34.825	71	HICKLING	23.718	7	71	HICKLING	58.505	58.529	0.024
8	75	WOODALL	35.555	75	WOODALL	24.001	8	75	WOODALL	59.556	59.658	0.102
9	96	KENT	36.090	47	ALDERSLADE	24.128	9	47	ALDERSLADE	1:00.232	1:00.232	0.000
10	47	ALDERSLADE	36.104	96	KENT	24.240	10	96	KENT	1:00.330	1:00.330	0.000
11	8	ASKEW	36.539	421	CARSON	24.299	11	421	CARSON	1:01.032	1:01.298	0.266
12	13	RYAN	36.541	13	RYAN	24.508	12	13	RYAN	1:01.049	1:01.271	0.222
13	421	CARSON	36.733	8	ASKEW	24.639	13	8	ASKEW	1:01.178	1:01.303	0.125
14	14	MARKS	36.790	22	FINCH	25.018	14	14	MARKS	1:02.048	1:01.520	-0.528
15	22	FINCH	37.097	66	LEWIS	25.068	15	22	FINCH	1:02.115	1:02.527	0.412
16	66	LEWIS	37.773	14	MARKS	25.258	16	66	LEWIS	1:02.841	1:03.087	0.246
17	38	PETTET	38.067	38	PETTET	25.558	17	38	PETTET	1:03.625	1:03.720	0.095
18	24	PARKER	45.318	7	ASHMEAD	25.861	18	24	PARKER	1:14.415	1:16.926	2.511
19				24	PARKER	29.097	19	7	ASHMEAD			

BMCRC - MRO Championships 2023 - Rnd 1 @ Brands Hatch Indy

Illuminate Design 250MZs & Blue Haze GPF 2-Stroke

RACE 10 - STATISTICS

Competitors Started 19
Planned Start 2023-03-11 @ 14:45:00.000
Actual Start 2023-03-11 @ 14:29:50.343
Finish Time 2023-03-11 @ 14:38:09.054
Track Length 1.2079mi.
Total Laps 151
Total Distance Covered 182.3997mi.

Session Fastest Lap History

NO	CL	NAME	LAP TIME	TIME OF DAY	LAP	VEHICLE
18	GPF	David BALL	54.758	14:31:44.904	2	Yamaha TZR250F3
15	GPF	Billy PERKINS	54.121	14:33:34.326	4	Yamaha TZR 250
15	GPF	Billy PERKINS	53.697	14:38:09.083	9	Yamaha TZR 250

Session Leader History

NO	CL	NAME	FROM LAP	LAPS LED	DISTANCE	VEHICLE
18	GPF	David BALL	1	3	3.62 miles	Yamaha TZR250F3
15	GPF	Billy PERKINS	4	4	4.83 miles	Yamaha TZR 250
18	GPF	David BALL	8	1	1.20 miles	Yamaha TZR250F3
15	GPF	Billy PERKINS	9	1	1.20 miles	Yamaha TZR 250

Flag History

TYPE	TIME OF DAY
GREEN	14:29:50.343
FINISH	14:38:09.054

Flag Statistics

TYPE	COUNT	TOTAL LAPS	TOTAL TIME
Green	1	9	9:37.501
Red	0	0	0.000
Safety Car	0	0	0.000
FCY	0	0	0.000

BMCRC - MRO Championships 2023 - Rnd 1 @ Brands Hatch Indy

Illuminate Design 250MZs & Blue Haze GPF 2-Stroke

RACE 10 - STATISTICS

CLASS : GPF

7 Starters

Fastest Lap History

NO	NAME	LAP TIME	TIME OF DAY	LAP	VEHICLE
18	David BALL	54.758	14:31:44.904	2	Yamaha TZR250F3
15	Billy PERKINS	54.121	14:33:34.326	4	Yamaha TZR 250
15	Billy PERKINS	53.697	14:38:09.083	9	Yamaha TZR 250

Leader History

NO	NAME	FROM LAP	LAPS LED	DISTANCE	VEHICLE
18	David BALL	1	3	3.62 miles	Yamaha TZR250F3
15	Billy PERKINS	4	4	4.83 miles	Yamaha TZR 250
18	David BALL	8	1	1.20 miles	Yamaha TZR250F3
15	Billy PERKINS	9	1	1.20 miles	Yamaha TZR 250

BMCRC - MRO Championships 2023 - Rnd 1 @ Brands Hatch Indy

Illuminate Design 250MZs & Blue Haze GPF 2-Stroke

RACE 10 - STATISTICS

CLASS : MZ

12 Starters

Fastest Lap History

NO	NAME	LAP TIME	TIME OF DAY	LAP	VEHICLE
69	Alexander MANN	58.029	14:32:18.119	2	MZ TS 250
85	Andrew WALES	57.800	14:36:11.272	6	MZ ETZ 250
69	Alexander MANN	57.700	14:38:07.371	8	MZ TS 250

Leader History

NO	NAME	FROM LAP	LAPS LED	DISTANCE	VEHICLE
85	Andrew WALES	1	1	1.20 miles	MZ ETZ 250
69	Alexander MANN	2	8	9.66 miles	MZ TS 250

BMCRC - MRO Championships 2023 - Rnd 1 @ Brands Hatch Indy

Illuminate Design 250MZs & Blue Haze GPF 2-Strokes

RACE 20 - GRID (9 Laps)

ROW 9	27	7	John ASHMEAD	1:16.926	26	24	Tony PARKER	1:03.720	25	38	Chris PETTET
ROW 8	24	66	Graeme LEWIS	1:03.087	23	22	Simon FINCH	1:02.527	22	14	Andy MARKS
ROW 7	21	8	Rich ASKEW	1:01.303	20	13	Gordon RYAN	1:01.271	19	96	Chris KENT
ROW 6	18	75	Peter WOODALL	59.658	17	85	Andrew WALES	57.731	16	69	Alexander MANN
ROW 5	15				14				13		
ROW 4	12				11	70	Andrew BURSCOUGH		10	169	Mark ELLERAY
ROW 3	9	162	Darren COOPER		8	28	Liam McCARTER		7	421	Adam CARSON
ROW 2	6	47	Roy ALDERSLADE	1:00.232	5	71	Richard HICKLING	58.529	4	42	Martin PEARSON
ROW 1	3	26	Damian LEE	57.723	2	18	David BALL	54.097	1	15	Billy PERKINS
Pole											

Brands Hatch Indy: 1.2079 miles

These results are provisional until the conclusion of any judicial and technical matters.

Clerk Of Course :	Stewards :	Timekeeper : <i>Craig Smith</i>
-------------------	------------	------------------------------------

Results can be found at www.tsl-timing.com

Printed - 14:43 Saturday, 11 March 2023



BMCRC - MRO Championships 2023 - Rnd 1 @ Brands Hatch Indy

Illuminate Design 250MZs & Blue Haze GPF 2-Stroke

RACE 20 - CLASSIFICATION

POS	NO	CL	PIC NAME	ENTRY	LAPS	TIME	GAP	DIFF	MPH	BEST	ON
1	15	GPF	1 Billy PERKINS	Yamaha TZR 250 - Ashford tarmac / Barking mad ab	9	8:20.952			78.12	54.582	4
2	18	GPF	2 David BALL	Yamaha TZR250F3 - Gardiner Page and Roe pensic	9	8:28.196	7.244	7.244	77.01	54.909	4
3	26	GPF	3 Damian LEE	Yamaha TZR250 - Leed Autos	9	8:50.486	29.534	22.290	73.77	56.185	2
4	42	GPF	4 Martin PEARSON	Yamaha TZR250 -	9	8:58.353	37.401	7.867	72.69	58.789	6
5	71	GPF	5 Richard HICKLING	Aprilia RS 125 - Millstream Motor Services & Ringwo	9	9:05.002	44.050	6.649	71.81	59.149	4
6	47	GPF	6 Roy ALDERSLADE	Yamaha TZR250 -	9	9:11.679	50.727	6.677	70.94	59.509	2
7	421	GPF	7 Adam CARSON	Honda RS125 - Allspeed, Tenpin racing, all England c	9	9:21.708	1:00.756	10.029	69.67	1:01.042	5
8	69	MZ	1 Alexander MANN	MZ TS 250 - HS RACING	8	8:23.092	1 Lap	1 Lap	69.15	58.636	7
9	85	MZ	2 Andrew WALES	MZ ETZ 250 - Illuminated Design LTD	8	8:23.298	1 Lap	0.206	69.12	58.762	4
10	96	MZ	3 Chris KENT	MZ ETZ 250 -	8	8:37.043	1 Lap	13.745	67.28	1:00.254	8
11	13	MZ	4 Gordon RYAN	MZ ETZ250 - Prism Work Psychology	8	8:37.262	1 Lap	0.219	67.25	1:00.467	2
12	14	MZ	5 Andy MARKS	MZ ETZ250 - Kingpin Components	8	8:58.049	1 Lap	20.787	64.65	1:02.771	8
13	8	MZ	6 Rich ASKEW	MZ ETZ250 - L+R construction	8	8:58.740	1 Lap	0.691	64.57	1:02.796	3
14	66	MZ	7 Graeme LEWIS	MZ ETZ250 - DND Racing Components Eng	8	9:05.535	1 Lap	6.795	63.77	1:03.528	4
15	38	MZ	8 Chris PETTET	MZ ETZ250 -	8	9:18.295	1 Lap	12.760	62.31	1:05.135	3
16	24	MZ	9 Tony PARKER	MZ ETZ250 - Aspect Renovations	8	9:19.575	1 Lap	1.280	62.17	1:05.196	8
NOT CLASSIFIED											
DNF	7	MZ	John ASHMEAD	MZ ETZ250 -	5	5:45.169	4 Laps	3 Laps	62.99	1:01.949	3
DNF	22	MZ	Simon FINCH	MZ ETZ250 - BlueCloud Projects Ltd	0						
FASTEST LAP											
	15	GPF	Billy PERKINS	Yamaha TZR 250 - Ashford tarmac / Barking mad ab	4	54.582			79.67 mph	128.21 kph	
	69	MZ	Alexander MANN	MZ TS 250 - HS RACING	7	58.636			74.16 mph	119.35 kph	

Class GPF - 92.5% of Race Speed = 72.26 mph
 Class MZ - 92.5% of Race Speed = 63.96 mph

Weather / Track : Cloudy / Dry

These results are provisional until the conclusion of any judicial and technical matters.

Race Distance: 9 Laps / 10.87 miles

Brands Hatch Indy: 1.2079 miles

Date: 11/03/2023 Start: 16:49 Finish: 16:58

Clerk Of Course :	Stewards :	Timekeeper : <i>Craig Smith</i>
-------------------	------------	------------------------------------

Results can be found at www.tsl-timing.com

Printed - 17:02 Saturday, 11 March 2023



BMCRC - MRO Championships 2023 - Rnd 1 @ Brands Hatch Indy

Illuminate Design 250MZs & Blue Haze GPF 2-Stroke

RACE 20 - LAP CHART

LAP 1 @ 16:50:41.011		
NO	BEHIND	LAP TIME

18		1:01.411
15	0.423	1:01.834
26	1.094	1:02.505
42	3.775	1:05.186
47	4.503	1:05.914
71	6.408	1:07.819
421	8.273	1:09.684
85	29.366	1:30.777
69	29.546	1:30.957
96	30.767	1:32.178
13	31.502	1:32.913
8	34.233	1:35.644
14	34.401	1:35.812
7	35.224	1:36.635
38	35.313	1:36.724
66	36.133	1:37.544
24	38.156	1:39.567

LAP 2 @ 16:51:36.329		
NO	BEHIND	LAP TIME

15		54.895
18	0.033	55.351
26	1.961	56.185
42	7.907	59.450
47	8.694	59.509
71	11.187	1:00.097
421	15.397	1:02.442
85	33.051	59.003
69	33.321	59.093
96	36.084	1:00.635
13	36.651	1:00.467
7	41.899	1:01.993
8	42.014	1:03.099
14	42.295	1:03.212
66	44.414	1:03.599
38	45.245	1:05.250
24	49.325	1:06.487

LAP 3 @ 16:52:31.497		
NO	BEHIND	LAP TIME

15		55.168
18	0.088	55.223
26	3.242	56.449
42	11.825	59.086
47	13.111	59.585
71	15.799	59.780
421	22.035	1:01.806
69	36.850	58.697
85	36.935	59.052
96	41.677	1:00.761
13	42.078	1:00.595
7	48.680	1:01.949
8	49.642	1:02.796
14	50.270	1:03.143
66	52.909	1:03.663

LAP 4 @ 16:53:26.079		
NO	BEHIND	LAP TIME

15		54.582
18	0.415	54.909
38	1 Lap	1:05.135

24	1 Lap	1:05.204
26	5.331	56.671
42	16.218	58.975
47	18.833	1:00.304
71	20.366	59.149
421	28.839	1:01.386
85	41.115	58.762
69	41.367	59.099
96	47.557	1:00.462
13	48.226	1:00.730

LAP 5 @ 16:54:21.092		
NO	BEHIND	LAP TIME

15		55.013
7	1 Lap	1:02.490
18	2.130	56.728
8	1 Lap	1:02.951
14	1 Lap	1:02.873
66	1 Lap	1:03.528
26	7.940	57.622
38	1 Lap	1:06.516
24	1 Lap	1:05.886
42	20.101	58.896
47	24.080	1:00.260
71	25.062	59.709
421	34.868	1:01.042
85	45.038	58.936
69	45.125	58.771
96	53.262	1:00.718
13	53.778	1:00.565

LAP 6 @ 16:55:15.974		
NO	BEHIND	LAP TIME

15		54.882
18	2.736	55.488
7	1 Lap	1:02.102
26	10.402	57.344
8	1 Lap	1:03.024
14	1 Lap	1:02.941
66	1 Lap	1:03.631
38	1 Lap	1:06.096
42	24.008	58.789
24	1 Lap	1:06.118
47	30.069	1:00.871
71	30.164	59.984
421	41.406	1:01.420
85	48.995	58.839
69	49.264	59.021

LAP 7 @ 16:56:10.981		
NO	BEHIND	LAP TIME

15		55.007
18	3.428	55.699
96	1 Lap	1:01.009
13	1 Lap	1:00.581
8	1 Lap	1:03.532
14	1 Lap	1:03.726
26	21.318	1:05.923
66	1 Lap	1:04.248
42	28.945	59.944
71	35.063	59.906
38	1 Lap	1:06.757
47	36.568	1:01.506
24	1 Lap	1:05.704

421	48.104	1:01.705
85	52.835	58.847
69	52.893	58.636

LAP 8 @ 16:57:05.871		
NO	BEHIND	LAP TIME

15		54.890
18	5.334	56.796
13	1 Lap	1:00.803
96	1 Lap	1:01.026
26	26.794	1:00.366
8	1 Lap	1:03.533
14	1 Lap	1:03.571
42	33.156	59.101
66	1 Lap	1:04.838
71	39.525	59.352
47	43.627	1:01.949
38	1 Lap	1:05.898
24	1 Lap	1:05.413
421	54.365	1:01.151

LAP 9 @ 16:58:00.552		
NO	BEHIND	LAP TIME

15		54.681
69	1 Lap	58.818
85	1 Lap	59.082
18	7.244	56.591
96	1 Lap	1:00.254
13	1 Lap	1:00.608
26	29.534	57.421
14	1 Lap	1:02.771
42	37.401	58.926
8	1 Lap	1:04.161
71	44.050	59.206
66	1 Lap	1:04.484
47	50.727	1:01.781
38	1 Lap	1:05.919
24	1 Lap	1:05.196
421	1:00.756	1:01.072

BMCRC - MRO Championships 2023 - Rnd 1 @ Brands Hatch Indy

Illuminate Design 250MZs & Blue Haze GPF 2-Strokes

RACE 20 - POSITION CHART

No	Name	Lap Pos										
			1	2	3	4	5	6	7	8	9	
15	PERKINS	1	18	15	15	15	15	15	15	15	15	15
18	BALL	2	15	18	18	18	18	18	18	18	18	18
26	LEE	3	26	26	26	26	26	26	26	26	26	26
42	PEARSON	4	42	42	42	42	42	42	42	42	42	42
71	HICKLING	5	47	47	47	47	47	47	71	71	71	71
47	ALDERSLADE	6	71	71	71	71	71	71	47	47	47	47
421	CARSON	7	421	421	421	421	421	421	421	421	421	421
69	MANN	8	85	85	69	85	85	85	85	69		
85	WALES	9	69	69	85	69	69	69	69	85		
96	KENT	10	96	96	96	96	96	96	13	96		
13	RYAN	11	13	13	13	13	13	13	96	13		
8	ASKEW	12	8	7	7	7	7	8	8	14		
14	MARKS	13	14	8	8	8	8	14	14	8		
22	FINCH	14	7	14	14	14	14	66	66	66		
66	LEWIS	15	38	66	66	66	66	38	38	38		
38	PETTET	16	66	38	38	38	38	24	24	24		
24	PARKER	17	24	24	24	24	24					
7	ASHMEAD	18										

BMCRC - MRO Championships 2023 - Rnd 1 @ Brands Hatch Indy

Illuminate Design 250MZs & Blue Haze GPF 2-Stroke

RACE 20 - SECTOR ANALYSIS



SECTOR 1 = FL to I1, SECTOR 2 = I1 to FL, DIFF = Difference To Personal Best Lap, P = Crossed Finish Line in Pit Lane, D = Time Disallowed

P1 15 GPF		Billy PERKINS		Yamaha TZR 250 - Ashford tarmac / Barking mad about Animals			
IDEAL LAP TIME : 54.523		BEST LAP TIME : 54.582		DIFFERENCE : 0.059			
LAP	SECTOR 1	SECTOR 2	LAP TIME	MPH	DIFF	TIME OF DAY	
1 -		22.691	1:01.834	70.32	7.252	16:50:41.434	
2 -	32.786	22.109	54.895	79.21	0.313	16:51:36.329	
3 -	33.100	22.068	55.168	78.82	0.586	16:52:31.497	
4 -	32.482	22.100	54.582 (1)	79.67		16:53:26.079	
5 -	32.812	22.201	55.013	79.04	0.431	16:54:21.092	
6 -	32.841	22.041	54.882 (3)	79.23	0.300	16:55:15.974	
7 -	32.866	22.141	55.007	79.05	0.425	16:56:10.981	
8 -	32.746	22.144	54.890	79.22	0.308	16:57:05.871	
9 -	32.590	22.091	54.681 (2)	79.52	0.099	16:58:00.552	

P2 18 GPF		David BALL		Yamaha TZR250F3 - Gardiner Page and Roe pension consultan			
IDEAL LAP TIME : 54.789		BEST LAP TIME : 54.909		DIFFERENCE : 0.120			
LAP	SECTOR 1	SECTOR 2	LAP TIME	MPH	DIFF	TIME OF DAY	
1 -		22.649	1:01.411	70.81	6.502	16:50:41.011	
2 -	33.432	21.919	55.351 (3)	78.56	0.442	16:51:36.362	
3 -	33.326	21.897	55.223 (2)	78.74	0.314	16:52:31.585	
4 -	32.892	22.017	54.909 (1)	79.19		16:53:26.494	
5 -	34.160	22.568	56.728	76.65	1.819	16:54:23.222	
6 -	33.257	22.231	55.488	78.37	0.579	16:55:18.710	
7 -	33.168	22.531	55.699	78.07	0.790	16:56:14.409	
8 -	34.019	22.777	56.796	76.56	1.887	16:57:11.205	
9 -	34.006	22.585	56.591	76.84	1.682	16:58:07.796	

P3 26 GPF		Damian LEE		Yamaha TZR250 - Leed Autos			
IDEAL LAP TIME : 56.185		BEST LAP TIME : 56.185		DIFFERENCE : 0.000			
LAP	SECTOR 1	SECTOR 2	LAP TIME	MPH	DIFF	TIME OF DAY	
1 -		22.941	1:02.505	69.57	6.320	16:50:42.105	
2 -	33.592	22.593	56.185 (1)	77.39		16:51:38.290	
3 -	33.639	22.810	56.449 (2)	77.03	0.264	16:52:34.739	
4 -	33.690	22.981	56.671 (3)	76.73	0.486	16:53:31.410	
5 -	34.677	22.945	57.622	75.46	1.437	16:54:29.032	
6 -	34.270	23.074	57.344	75.83	1.159	16:55:26.376	
7 -	41.115	24.808	1:05.923	65.96	9.738	16:56:32.299	
8 -	36.709	23.657	1:00.366	72.03	4.181	16:57:32.665	
9 -	34.335	23.086	57.421	75.73	1.236	16:58:30.086	

P4 42 GPF		Martin PEARSON		Yamaha TZR250 -			
IDEAL LAP TIME : 58.496		BEST LAP TIME : 58.789		DIFFERENCE : 0.293			
LAP	SECTOR 1	SECTOR 2	LAP TIME	MPH	DIFF	TIME OF DAY	
1 -		23.818	1:05.186	66.71	6.397	16:50:44.786	
2 -	36.032	23.418	59.450	73.14	0.661	16:51:44.236	
3 -	35.644	23.442	59.086	73.59	0.297	16:52:43.322	
4 -	35.535	23.440	58.975	73.73	0.186	16:53:42.297	
5 -	35.637	23.259	58.896 (2)	73.83	0.107	16:54:41.193	
6 -	35.289	23.500	58.789 (1)	73.96		16:55:39.982	
7 -	36.322	23.622	59.944	72.54	1.155	16:56:39.926	
8 -	35.614	23.487	59.101	73.57	0.312	16:57:39.027	
9 -	35.719	23.207	58.926 (3)	73.79	0.137	16:58:37.953	

BMCRC - MRO Championships 2023 - Rnd 1 @ Brands Hatch Indy

Illuminate Design 250MZs & Blue Haze GPF 2-Strokes

RACE 20 - SECTOR ANALYSIS



SECTOR 1 = FL to I1, SECTOR 2 = I1 to FL, DIFF = Difference To Personal Best Lap, P = Crossed Finish Line in Pit Lane, D = Time Disallowed

P5 71 GPF Richard HICKLING			Aprilia RS 125 - Millstream Motor Services & Ringwood Tyres			
IDEAL LAP TIME : 58.754		BEST LAP TIME : 59.149	DIFFERENCE : 0.395			
LAP	SECTOR 1	SECTOR 2	LAP TIME	MPH	DIFF	TIME OF DAY
1 -		24.336	1:07.819	64.12	8.670	16:50:47.419
2 -	36.052	24.045	1:00.097	72.35	0.948	16:51:47.516
3 -	35.880	23.900	59.780	72.74	0.631	16:52:47.296
4 -	35.301	23.848	59.149 (1)	73.51		16:53:46.445
5 -	35.321	24.388	59.709	72.82	0.560	16:54:46.154
6 -	35.494	24.490	59.984	72.49	0.835	16:55:46.138
7 -	36.094	23.812	59.906	72.59	0.757	16:56:46.044
8 -	35.292	24.060	59.352 (3)	73.26	0.203	16:57:45.396
9 -	34.942	24.264	59.206 (2)	73.44	0.057	16:58:44.602

P6 47 GPF Roy ALDERSLADE			Yamaha TZR250 -			
IDEAL LAP TIME : 59.492		BEST LAP TIME : 59.509	DIFFERENCE : 0.017			
LAP	SECTOR 1	SECTOR 2	LAP TIME	MPH	DIFF	TIME OF DAY
1 -		23.956	1:05.914	65.97	6.405	16:50:45.514
2 -	35.698	23.811	59.509 (1)	73.07		16:51:45.023
3 -	35.791	23.794	59.585 (2)	72.98	0.076	16:52:44.608
4 -	36.149	24.155	1:00.304	72.11	0.795	16:53:44.912
5 -	36.080	24.180	1:00.260 (3)	72.16	0.751	16:54:45.172
6 -	36.403	24.468	1:00.871	71.43	1.362	16:55:46.043
7 -	37.082	24.424	1:01.506	70.70	1.997	16:56:47.549
8 -	37.568	24.381	1:01.949	70.19	2.440	16:57:49.498
9 -	36.862	24.919	1:01.781	70.38	2.272	16:58:51.279

P7 421 GPF Adam CARSON			Honda RS125 - Allspeed, Tenpin racing, all England diamond dril			
IDEAL LAP TIME : 1:00.900		BEST LAP TIME : 1:01.042	DIFFERENCE : 0.142			
LAP	SECTOR 1	SECTOR 2	LAP TIME	MPH	DIFF	TIME OF DAY
1 -		25.074	1:09.684	62.40	8.642	16:50:49.284
2 -	37.627	24.815	1:02.442	69.64	1.400	16:51:51.726
3 -	37.128	24.678	1:01.806	70.35	0.764	16:52:53.532
4 -	37.069	24.317	1:01.386	70.84	0.344	16:53:54.918
5 -	36.634	24.408	1:01.042 (1)	71.23		16:54:55.960
6 -	36.920	24.500	1:01.420	70.80	0.378	16:55:57.380
7 -	37.142	24.563	1:01.705	70.47	0.663	16:56:59.085
8 -	36.720	24.431	1:01.151 (3)	71.11	0.109	16:58:00.236
9 -	36.583	24.489	1:01.072 (2)	71.20	0.030	16:59:01.308

P8 69 MZ Alexander MANN			MZ TS 250 - HS RACING			
IDEAL LAP TIME : 58.419		BEST LAP TIME : 58.636	DIFFERENCE : 0.217			
LAP	SECTOR 1	SECTOR 2	LAP TIME	MPH	DIFF	TIME OF DAY
1 -		23.619	1:30.957	47.80	32.321	16:51:10.557
2 -	35.667	23.426	59.093	73.58	0.457	16:52:09.650
3 -	35.228	23.469	58.697 (2)	74.08	0.061	16:53:08.347
4 -	35.469	23.630	59.099	73.58	0.463	16:54:07.446
5 -	35.133	23.638	58.771 (3)	73.99	0.135	16:55:06.217
6 -	35.606	23.415	59.021	73.67	0.385	16:56:05.238
7 -	35.004	23.632	58.636 (1)	74.16		16:57:03.874
8 -	35.196	23.622	58.818	73.93	0.182	16:58:02.692

BMCRC - MRO Championships 2023 - Rnd 1 @ Brands Hatch Indy

Illuminate Design 250MZs & Blue Haze GPF 2-Stroke

RACE 20 - SECTOR ANALYSIS



SECTOR 1 = FL to I1, SECTOR 2 = I1 to FL, DIFF = Difference To Personal Best Lap, P = Crossed Finish Line in Pit Lane, D = Time Disallowed

P9 85 MZ Andrew WALES		MZ ETZ 250 - Illuminated Design LTD				
IDEAL LAP TIME : 58.728		BEST LAP TIME : 58.762		DIFFERENCE : 0.034		
LAP	SECTOR 1	SECTOR 2	LAP TIME	MPH	DIFF	TIME OF DAY
1 -		23.929	1:30.777	47.90	32.015	16:51:10.377
2 -	35.368	23.635	59.003	73.70	0.241	16:52:09.380
3 -	35.232	23.820	59.052	73.64	0.290	16:53:08.432
4 -	35.115	23.647	58.762 (1)	74.00		16:54:07.194
5 -	35.209	23.727	58.936	73.78	0.174	16:55:06.130
6 -	35.226	23.613	58.839 (2)	73.90	0.077	16:56:04.969
7 -	35.157	23.690	58.847 (3)	73.89	0.085	16:57:03.816
8 -	35.310	23.772	59.082	73.60	0.320	16:58:02.898

P10 96 MZ Chris KENT		MZ ETZ 250 -				
IDEAL LAP TIME : 1:00.041		BEST LAP TIME : 1:00.254		DIFFERENCE : 0.213		
LAP	SECTOR 1	SECTOR 2	LAP TIME	MPH	DIFF	TIME OF DAY
1 -		24.064	1:32.178	47.17	31.924	16:51:11.778
2 -	36.547	24.088	1:00.635 (3)	71.71	0.381	16:52:12.413
3 -	36.373	24.388	1:00.761	71.56	0.507	16:53:13.174
4 -	36.046	24.416	1:00.462 (2)	71.92	0.208	16:54:13.636
5 -	36.166	24.552	1:00.718	71.61	0.464	16:55:14.354
6 -	36.584	24.425	1:01.009	71.27	0.755	16:56:15.363
7 -	36.317	24.709	1:01.026	71.25	0.772	16:57:16.389
8 -	35.977	24.277	1:00.254 (1)	72.17		16:58:16.643

P11 13 MZ Gordon RYAN		MZ ETZ250 - Prism Work Psychology				
IDEAL LAP TIME : 1:00.343		BEST LAP TIME : 1:00.467		DIFFERENCE : 0.124		
LAP	SECTOR 1	SECTOR 2	LAP TIME	MPH	DIFF	TIME OF DAY
1 -		24.473	1:32.913	46.80	32.446	16:51:12.513
2 -	36.273	24.194	1:00.467 (1)	71.91		16:52:12.980
3 -	36.222	24.373	1:00.595	71.76	0.128	16:53:13.575
4 -	36.344	24.386	1:00.730	71.60	0.263	16:54:14.305
5 -	36.149	24.416	1:00.565 (2)	71.80	0.098	16:55:14.870
6 -	36.191	24.390	1:00.581 (3)	71.78	0.114	16:56:15.451
7 -	36.227	24.576	1:00.803	71.51	0.336	16:57:16.254
8 -	36.243	24.365	1:00.608	71.74	0.141	16:58:16.862

P12 14 MZ Andy MARKS		MZ ETZ250 - Kingpin Components				
IDEAL LAP TIME : 1:02.638		BEST LAP TIME : 1:02.771		DIFFERENCE : 0.133		
LAP	SECTOR 1	SECTOR 2	LAP TIME	MPH	DIFF	TIME OF DAY
1 -		25.714	1:35.812	45.38	33.041	16:51:15.412
2 -	37.932	25.280	1:03.212	68.79	0.441	16:52:18.624
3 -	37.829	25.314	1:03.143	68.86	0.372	16:53:21.767
4 -	37.568	25.305	1:02.873 (2)	69.16	0.102	16:54:24.640
5 -	37.694	25.247	1:02.941 (3)	69.09	0.170	16:55:27.581
6 -	38.118	25.608	1:03.726	68.23	0.955	16:56:31.307
7 -	38.336	25.235	1:03.571	68.40	0.800	16:57:34.878
8 -	37.403	25.368	1:02.771 (1)	69.27		16:58:37.649

P13 8 MZ Rich ASKEW		MZ ETZ250 - L+R construction				
IDEAL LAP TIME : 1:02.471		BEST LAP TIME : 1:02.796		DIFFERENCE : 0.325		
LAP	SECTOR 1	SECTOR 2	LAP TIME	MPH	DIFF	TIME OF DAY
1 -		25.254	1:35.644	45.46	32.848	16:51:15.244
2 -	37.732	25.367	1:03.099	68.91	0.303	16:52:18.343
3 -	37.636	25.160	1:02.796 (1)	69.24		16:53:21.139
4 -	37.947	25.004	1:02.951 (2)	69.07	0.155	16:54:24.090
5 -	37.467	25.557	1:03.024 (3)	68.99	0.228	16:55:27.114
6 -	37.803	25.729	1:03.532	68.44	0.736	16:56:30.646
7 -	37.960	25.573	1:03.533	68.44	0.737	16:57:34.179
8 -	38.837	25.324	1:04.161	67.77	1.365	16:58:38.340

BMCRC - MRO Championships 2023 - Rnd 1 @ Brands Hatch Indy

Illuminate Design 250MZs & Blue Haze GPF 2-Stroke

RACE 20 - SECTOR ANALYSIS



SECTOR 1 = FL to I1, SECTOR 2 = I1 to FL, DIFF = Difference To Personal Best Lap, P = Crossed Finish Line in Pit Lane, D = Time Disallowed

P14 66 MZ		Graeme LEWIS		MZ ETZ250 - DND Racing Components Eng		
IDEAL LAP TIME : 1:03.192		BEST LAP TIME : 1:03.528		DIFFERENCE : 0.336		
LAP	SECTOR 1	SECTOR 2	LAP TIME	MPH	DIFF	TIME OF DAY
1 -		25.660	1:37.544	44.58	34.016	16:51:17.144
2 -	38.315	25.284	1:03.599 (2)	68.37	0.071	16:52:20.743
3 -	38.356	25.307	1:03.663	68.30	0.135	16:53:24.406
4 -	38.099	25.429	1:03.528 (1)	68.45		16:54:27.934
5 -	37.908	25.723	1:03.631 (3)	68.34	0.103	16:55:31.565
6 -	38.792	25.456	1:04.248	67.68	0.720	16:56:35.813
7 -	38.844	25.994	1:04.838	67.06	1.310	16:57:40.651
8 -	38.755	25.729	1:04.484	67.43	0.956	16:58:45.135

P15 38 MZ		Chris PETTET		MZ ETZ250 -		
IDEAL LAP TIME : 1:04.896		BEST LAP TIME : 1:05.135		DIFFERENCE : 0.239		
LAP	SECTOR 1	SECTOR 2	LAP TIME	MPH	DIFF	TIME OF DAY
1 -		25.723	1:36.724	44.95	31.589	16:51:16.324
2 -	39.451	25.799	1:05.250 (2)	66.64	0.115	16:52:21.574
3 -	39.173	25.962	1:05.135 (1)	66.76		16:53:26.709
4 -	40.265	26.251	1:06.516	65.37	1.381	16:54:33.225
5 -	39.526	26.570	1:06.096	65.79	0.961	16:55:39.321
6 -	40.327	26.430	1:06.757	65.14	1.622	16:56:46.078
7 -	39.722	26.176	1:05.898 (3)	65.98	0.763	16:57:51.976
8 -	39.450	26.469	1:05.919	65.96	0.784	16:58:57.895

P16 24 MZ		Tony PARKER		MZ ETZ250 - Aspect Renovations		
IDEAL LAP TIME : 1:05.059		BEST LAP TIME : 1:05.196		DIFFERENCE : 0.137		
LAP	SECTOR 1	SECTOR 2	LAP TIME	MPH	DIFF	TIME OF DAY
1 -		26.420	1:39.567	43.67	34.371	16:51:19.167
2 -	39.849	26.638	1:06.487	65.40	1.291	16:52:25.654
3 -	39.107	26.097	1:05.204 (2)	66.69	0.008	16:53:30.858
4 -	39.902	25.984	1:05.886	66.00	0.690	16:54:36.744
5 -	39.525	26.593	1:06.118	65.77	0.922	16:55:42.862
6 -	39.450	26.254	1:05.704	66.18	0.508	16:56:48.566
7 -	39.413	26.000	1:05.413 (3)	66.47	0.217	16:57:53.979
8 -	39.244	25.952	1:05.196 (1)	66.70		16:58:59.175

P17 7 MZ		John ASHMEAD		MZ ETZ250 -		
IDEAL LAP TIME : 1:01.674		BEST LAP TIME : 1:01.949		DIFFERENCE : 0.275		
LAP	SECTOR 1	SECTOR 2	LAP TIME	MPH	DIFF	TIME OF DAY
1 -		25.416	1:36.635	45.00	34.686	16:51:16.235
2 -	37.053	24.940	1:01.993 (2)	70.14	0.044	16:52:18.228
3 -	36.734	25.215	1:01.949 (1)	70.19		16:53:20.177
4 -	37.288	25.202	1:02.490	69.58	0.541	16:54:22.667
5 -	36.949	25.153	1:02.102 (3)	70.02	0.153	16:55:24.769

BMCRC - MRO Championships 2023 - Rnd 1 @ Brands Hatch Indy

Illuminate Design 250MZs & Blue Haze GPF 2-Strokes

RACE 20 - BEST SECTORS

SECTOR 1			SECTOR 2			IDEAL / BEST COMPARISON						
POS	NO	NAME	TIME	NO	NAME	TIME	POS	NO	NAME	IDEAL	BEST	DIFF
									PERFECT LAP	54.379		
1	15	PERKINS	32.482	18	BALL	21.897	1	15	PERKINS	54.523	54.582	0.059
2	18	BALL	32.892	15	PERKINS	22.041	2	18	BALL	54.789	54.909	0.120
3	26	LEE	33.592	26	LEE	22.593	3	26	LEE	56.185	56.185	0.000
4	71	HICKLING	34.942	42	PEARSON	23.207	4	69	MANN	58.419	58.636	0.217
5	69	MANN	35.004	69	MANN	23.415	5	42	PEARSON	58.496	58.789	0.293
6	85	WALES	35.115	85	WALES	23.613	6	85	WALES	58.728	58.762	0.034
7	42	PEARSON	35.289	47	ALDERSLADE	23.794	7	71	HICKLING	58.754	59.149	0.395
8	47	ALDERSLADE	35.698	71	HICKLING	23.812	8	47	ALDERSLADE	59.492	59.509	0.017
9	96	KENT	35.977	96	KENT	24.064	9	96	KENT	1:00.041	1:00.254	0.213
10	13	RYAN	36.149	13	RYAN	24.194	10	13	RYAN	1:00.343	1:00.467	0.124
11	421	CARSON	36.583	421	CARSON	24.317	11	421	CARSON	1:00.900	1:01.042	0.142
12	7	ASHMEAD	36.734	7	ASHMEAD	24.940	12	7	ASHMEAD	1:01.674	1:01.949	0.275
13	14	MARKS	37.403	8	ASKEW	25.004	13	8	ASKEW	1:02.471	1:02.796	0.325
14	8	ASKEW	37.467	14	MARKS	25.235	14	14	MARKS	1:02.638	1:02.771	0.133
15	66	LEWIS	37.908	66	LEWIS	25.284	15	66	LEWIS	1:03.192	1:03.528	0.336
16	24	PARKER	39.107	38	PETTET	25.723	16	38	PETTET	1:04.896	1:05.135	0.239
17	38	PETTET	39.173	24	PARKER	25.952	17	24	PARKER	1:05.059	1:05.196	0.137
18												

BMCRC - MRO Championships 2023 - Rnd 1 @ Brands Hatch Indy

Illuminate Design 250MZs & Blue Haze GPF 2-Stroke

RACE 20 - STATISTICS

Competitors Started	17
Planned Start	2023-03-11 @ 17:20:00.000
Actual Start	2023-03-11 @ 16:49:39.600
Finish Time	2023-03-11 @ 16:58:00.551
Track Length	1.2079mi.
Total Laps	140
Total Distance Covered	169.1123mi.

Session Fastest Lap History

NO	CL	NAME	LAP TIME	TIME OF DAY	LAP	VEHICLE
15	GPF	Billy PERKINS	54.895	16:51:36.374	2	Yamaha TZR 250
15	GPF	Billy PERKINS	54.582	16:53:26.096	4	Yamaha TZR 250

Session Leader History

NO	CL	NAME	FROM LAP	LAPS LED	DISTANCE	VEHICLE
18	GPF	David BALL	1	1	1.20 miles	Yamaha TZR250F3
15	GPF	Billy PERKINS	2	8	9.66 miles	Yamaha TZR 250

Flag History

TYPE	TIME OF DAY
GREEN	16:49:39.600
FINISH	16:58:00.551

Flag Statistics

TYPE	COUNT	TOTAL LAPS	TOTAL TIME
Green	1	9	9:29.094
Red	0	0	0.000
Safety Car	0	0	0.000
FCY	0	0	0.000

BMCRC - MRO Championships 2023 - Rnd 1 @ Brands Hatch Indy

Illuminate Design 250MZs & Blue Haze GPF 2-Stroke

RACE 20 - STATISTICS

CLASS : MZ

10 Starters

Fastest Lap History

NO	NAME	LAP TIME	TIME OF DAY	LAP	VEHICLE
85	Andrew WALES	59.003	16:52:09.413	2	MZ ETZ 250
69	Alexander MANN	58.697	16:53:08.379	3	MZ TS 250
69	Alexander MANN	58.636	16:57:03.874	7	MZ TS 250

Leader History

NO	NAME	FROM LAP	LAPS LED	DISTANCE	VEHICLE
85	Andrew WALES	1	2	2.41 miles	MZ ETZ 250
69	Alexander MANN	3	1	1.20 miles	MZ TS 250
85	Andrew WALES	4	4	4.83 miles	MZ ETZ 250
69	Alexander MANN	8	1	1.20 miles	MZ TS 250

BMCRC - MRO Championships 2023 - Rnd 1 @ Brands Hatch Indy

Illuminate Design 250MZs & Blue Haze GPF 2-Stroke

RACE 20 - STATISTICS

CLASS : GPF

7 Starters

Fastest Lap History

NO	NAME	LAP TIME	TIME OF DAY	LAP	VEHICLE
15	Billy PERKINS	54.895	16:51:36.374	2	Yamaha TZR 250
15	Billy PERKINS	54.582	16:53:26.096	4	Yamaha TZR 250

Leader History

NO	NAME	FROM LAP	LAPS LED	DISTANCE	VEHICLE
18	David BALL	1	1	1.20 miles	Yamaha TZR250F3
15	Billy PERKINS	2	8	9.66 miles	Yamaha TZR 250

BMCRC - MRO Championships 2023 - Rnd 1 @ Brands Hatch Indy

Illuminate Design 250MZs & Blue Haze GPF 2-Stroke

RACE 10 - GRID (11 Laps)

ROW 9	27	70	Andrew BURSCOUGH	26	169	Mark ELLERAY	25	162	Darren COOPER
ROW 8	24	28	Liam McCARTER	23	421	Adam CARSON	22	47	Roy ALDERSLADE
ROW 7	21	71	Richard HICKLING	20	42	Martin PEARSON	19	26	Damian LEE
ROW 6	18	18	David BALL	17	15	Billy PERKINS	16		
ROW 5	15			14			13		
ROW 4	12	75	Peter WOODALL	11	22	Simon FINCH	10	24	Tony PARKER
ROW 3	9	38	Chris PETTET	8	66	Graeme LEWIS	7	8	Rich ASKEW
ROW 2	6	14	Andy MARKS	5	7	John ASHMEAD	4	13	Gordon RYAN
ROW 1	3	96	Chris KENT	2	85	Andrew WALES	1	69	Alexander MANN
Pole									

Brands Hatch Indy: 1.2079 miles

These results are provisional until the conclusion of any judicial and technical matters.

Clerk Of Course :	Stewards :	Timekeeper : <i>Craig Smith</i>
-------------------	------------	------------------------------------

Results can be found at www.tsl-timing.com

Printed - 17:04 Saturday, 11 March 2023



BMCRC - MRO Championships 2023 - Rnd 1 @ Brands Hatch Indy

Illuminate Design 250MZs & Blue Haze GPF 2-Stroke

RACE 10 - CLASSIFICATION

POS	NO	CL	PIC NAME	ENTRY	LAPS	TIME	GAP	DIFF	MPH	BEST	ON
1	15	GPF	1 Billy PERKINS	Yamaha TZR 250 - Ashford tarmac / Barking mad ab	11	10:42.114			74.49	54.123	11
2	18	GPF	2 David BALL	Yamaha TZR250F3 - Gardiner Page and Roe pensic	11	10:42.861	0.747	0.747	74.40	54.293	11
3	85	MZ	1 Andrew WALES	MZ ETZ 250 - Illuminated Design LTD	11	10:47.696	5.582	4.835	73.85	57.498	11
4	69	MZ	2 Alexander MANN	MZ TS 250 - HS RACING	11	10:48.865	6.751	1.169	73.72	57.964	8
5	28	GPF	3 Liam McCARTER	Yamaha TZR - Katie McCarter	11	10:58.645	16.531	9.780	72.62	55.076	10
6	96	MZ	3 Chris KENT	MZ ETZ 250 -	11	10:58.738	16.624	0.093	72.61	58.741	9
7	75	MZ	4 Peter WOODALL	MZ ETZ 250 - Online Lubricants	11	10:59.512	17.398	0.774	72.53	58.725	4
8	26	GPF	4 Damian LEE	Yamaha TZR250 - Leed Autos	11	11:05.086	22.972	5.574	71.92	56.171	3
9	13	MZ	5 Gordon RYAN	MZ ETZ250 - Prism Work Psychology	11	11:15.862	33.748	10.776	70.77	1:00.081	2
10	42	GPF	5 Martin PEARSON	Yamaha TZR250 -	11	11:27.686	45.572	11.824	69.55	58.185	7
11	14	MZ	6 Andy MARKS	MZ ETZ250 - Kingpin Components	11	11:28.576	46.462	0.890	69.46	1:01.016	9
12	8	MZ	7 Rich ASKEW	MZ ETZ250 - L+R construction	11	11:29.575	47.461	0.999	69.36	1:00.600	9
13	7	MZ	8 John ASHMEAD	MZ ETZ250 -	11	11:29.673	47.559	0.098	69.35	1:01.192	2
14	22	MZ	9 Simon FINCH	MZ ETZ250 - BlueCloud Projects Ltd	11	11:44.540	1:02.426	14.867	67.89	1:01.778	3
15	47	GPF	6 Roy ALDERSLADE	Yamaha TZR250 -	10	10:42.813	1 Lap	1 Lap	67.64	59.135	2
16	71	GPF	7 Richard HICKLING	Aprilia RS 125 - Millstream Motor Services & Ringwo	10	10:43.074	1 Lap	0.261	67.62	59.516	9
17	66	MZ	10 Graeme LEWIS	MZ ETZ250 - DND Racing Components Eng	10	10:43.837	1 Lap	0.763	67.54	1:02.707	2
18	421	GPF	8 Adam CARSON	Honda RS125 - Allspeed, Tenpin racing, all England c	10	10:49.009	1 Lap	5.172	67.00	1:00.143	10
19	24	MZ	11 Tony PARKER	MZ ETZ250 - Aspect Renovations	10	10:53.504	1 Lap	4.495	66.54	1:03.569	10
20	38	MZ	12 Chris PETTET	MZ ETZ250 -	10	11:03.232	1 Lap	9.728	65.56	1:04.774	8

FASTEST LAP

15	GPF	Billy PERKINS	Yamaha TZR 250 - Ashford tarmac / Barking mad ab	11	54.123	80.34 mph	129.30 kph
85	MZ	Andrew WALES	MZ ETZ 250 - Illuminated Design LTD	11	57.498	75.63 mph	121.71 kph

Class GPF - 92.5% of Race Speed = 68.90 mph

Class MZ - 92.5% of Race Speed = 68.31 mph

Weather / Track : Cloudy / Dry

These results are provisional until the conclusion of any judicial and technical matters.

Race Distance: 11 Laps / 13.28 miles

Brands Hatch Indy: 1.2079 miles

Date: 12/03/2023 Start: 12:49 Finish: 12:59

Clerk Of Course :	Stewards :	Timekeeper : <i>Craig Smith</i>
-------------------	------------	------------------------------------

Results can be found at www.tsl-timing.com

Printed - 13:03 Sunday, 12 March 2023



BMCRC - MRO Championships 2023 - Rnd 1 @ Brands Hatch Indy

Illuminate Design 250MZs & Blue Haze GPF 2-Stroke

RACE 10 - POSITION CHART

No	Name	Lap Pos	Lap										
			1	2	3	4	5	6	7	8	9	10	11
69	MANN	1	69	69	69	69	85	85	69	69	85	15	15
85	WALES	2	85	85	85	85	69	69	85	85	69	18	18
96	KENT	3	96	96	96	96	96	96	75	15	15	85	85
13	RYAN	4	75	75	75	75	75	75	96	18	18	69	69
7	ASHMEAD	5	13	13	13	13	13	15	15	75	96	96	28
14	MARKS	6	7	7	7	7	15	18	18	96	75	75	96
8	ASKEW	7	8	8	8	8	18	13	13	28	28	28	75
66	LEWIS	8	14	14	14	14	7	7	28	13	26	26	26
38	PETTET	9	66	66	66	66	14	28	26	26	13	13	13
24	PARKER	10	24	22	22	22	8	8	7	7	7	7	42
22	FINCH	11	38	24	24	15	22	14	8	14	8	14	14
75	WOODALL	12	22	38	38	18	66	26	14	8	14	8	8
15	PERKINS	13	18	18	15	24	26	22	22	22	42	42	7
18	BALL	14	15	15	18	26	28	66	66	42	22	22	22
26	LEE	15	26	26	26	28	24	42	42	66	66	47	
42	PEARSON	16	28	28	28	38	38	24	24	71	71	71	
71	HICKLING	17	42	42	42	42	42	38	47	47	47	66	
47	ALDERSLADE	18	47	47	47	47	47	47	71	24	421	421	
421	CARSON	19	71	71	71	71	71	71	38	421	24	24	
28	McCARTER	20	421	421	421	421	421	421	421	38	38	38	

BMCRC - MRO Championships 2023 - Rnd 1 @ Brands Hatch Indy

Illuminate Design 250MZs & Blue Haze GPF 2-Strokes

RACE 10 - SECTOR ANALYSIS



SECTOR 1 = FL to I1, SECTOR 2 = I1 to FL, DIFF = Difference To Personal Best Lap, P = Crossed Finish Line in Pit Lane, D = Time Disallowed

P1 15 GPF Billy PERKINS			Yamaha TZR 250 - Ashford tarmac / Barking mad about Animals			
IDEAL LAP TIME : 53.930		BEST LAP TIME : 54.123		DIFFERENCE : 0.193		
LAP	SECTOR 1	SECTOR 2	LAP TIME	MPH	DIFF	TIME OF DAY
1 -		21.895	1:35.477	45.54	41.354	12:50:36.021
2 -	32.488	22.167	54.655	79.56	0.532	12:51:30.676
3 -	32.977	22.065	55.042	79.00	0.919	12:52:25.718
4 -	33.267	21.866	55.133	78.87	1.010	12:53:20.851
5 -	32.724	22.000	54.724	79.46	0.601	12:54:15.575
6 -	33.012	22.166	55.178	78.81	1.055	12:55:10.753
7 -	32.575	21.709	54.284 (3)	80.10	0.161	12:56:05.037
8 -	32.825	22.110	54.935	79.15	0.812	12:56:59.972
9 -	32.440	21.732	54.172 (2)	80.27	0.049	12:57:54.144
10 -	32.463	21.928	54.391	79.95	0.268	12:58:48.535
11 -	32.221	21.902	54.123 (1)	80.34		12:59:42.658

P2 18 GPF David BALL			Yamaha TZR250F3 - Gardiner Page and Roe pension consultan			
IDEAL LAP TIME : 53.962		BEST LAP TIME : 54.293		DIFFERENCE : 0.331		
LAP	SECTOR 1	SECTOR 2	LAP TIME	MPH	DIFF	TIME OF DAY
1 -		21.887	1:35.246	45.65	40.953	12:50:35.790
2 -	32.922	21.856	54.778	79.38	0.485	12:51:30.568
3 -	33.237	21.970	55.207	78.76	0.914	12:52:25.775
4 -	33.727	21.544	55.271	78.67	0.978	12:53:21.046
5 -	32.961	21.966	54.927	79.17	0.634	12:54:15.973
6 -	32.820	22.039	54.859	79.26	0.566	12:55:10.832
7 -	32.608	21.705	54.313 (2)	80.06	0.020	12:56:05.145
8 -	33.079	21.817	54.896	79.21	0.603	12:57:00.041
9 -	32.737	21.710	54.447 (3)	79.86	0.154	12:57:54.488
10 -	32.759	21.865	54.624	79.60	0.331	12:58:49.112
11 -	32.418	21.875	54.293 (1)	80.09		12:59:43.405

P3 85 MZ Andrew WALES			MZ ETZ 250 - Illuminated Design LTD			
IDEAL LAP TIME : 57.391		BEST LAP TIME : 57.498		DIFFERENCE : 0.107		
LAP	SECTOR 1	SECTOR 2	LAP TIME	MPH	DIFF	TIME OF DAY
1 -			1:05.116	66.78	7.618	12:50:05.660
2 -	35.333	23.676	59.009	73.69	1.511	12:51:04.669
3 -	35.034	23.448	58.482	74.35	0.984	12:52:03.151
4 -	34.628	23.531	58.159	74.77	0.661	12:53:01.310
5 -	34.557	23.541	58.098	74.84	0.600	12:53:59.408
6 -	34.883	23.627	58.510	74.32	1.012	12:54:57.918
7 -	35.285	23.867	59.152	73.51	1.654	12:55:57.070
8 -	34.639	23.451	58.090	74.85	0.592	12:56:55.160
9 -	34.262	23.275	57.537 (2)	75.57	0.039	12:57:52.697
10 -	34.757	23.288	58.045 (3)	74.91	0.547	12:58:50.742
11 -	34.369	23.129	57.498 (1)	75.63		12:59:48.240

P4 69 MZ Alexander MANN			MZ TS 250 - HS RACING			
IDEAL LAP TIME : 57.745		BEST LAP TIME : 57.964		DIFFERENCE : 0.219		
LAP	SECTOR 1	SECTOR 2	LAP TIME	MPH	DIFF	TIME OF DAY
1 -			1:05.034	66.86	7.070	12:50:05.578
2 -	35.318	23.577	58.895	73.83	0.931	12:51:04.473
3 -	35.129	23.437	58.566	74.25	0.602	12:52:03.039
4 -	34.945	23.207	58.152 (3)	74.77	0.188	12:53:01.191
5 -	35.428	23.046	58.474	74.36	0.510	12:53:59.665
6 -	34.900	23.478	58.378	74.49	0.414	12:54:58.043
7 -	35.350	23.503	58.853	73.88	0.889	12:55:56.896
8 -	34.699	23.265	57.964 (1)	75.02		12:56:54.860
9 -	34.943	23.146	58.089 (2)	74.86	0.125	12:57:52.949
10 -	35.201	23.069	58.270	74.62	0.306	12:58:51.219
11 -	34.887	23.303	58.190	74.73	0.226	12:59:49.409

BMCRC - MRO Championships 2023 - Rnd 1 @ Brands Hatch Indy

Illuminate Design 250MZs & Blue Haze GPF 2-Strokes

RACE 10 - SECTOR ANALYSIS



SECTOR 1 = FL to I1, SECTOR 2 = I1 to FL, DIFF = Difference To Personal Best Lap, P = Crossed Finish Line in Pit Lane, D = Time Disallowed

P5 28 GPF Liam McCARTER			Yamaha TZR - Katie McCarter			
IDEAL LAP TIME : 55.076		BEST LAP TIME : 55.076		DIFFERENCE : 0.000		
LAP	SECTOR 1	SECTOR 2	LAP TIME	MPH	DIFF	TIME OF DAY
1 -		22.821	1:38.185	44.28	43.109	12:50:38.729
2 -	33.745	22.558	56.303	77.23	1.227	12:51:35.032
3 -	33.729	22.829	56.558	76.88	1.482	12:52:31.590
4 -	33.530	22.667	56.197	77.38	1.121	12:53:27.787
5 -	34.228	22.764	56.992	76.30	1.916	12:54:24.779
6 -	34.046	22.325	56.371	77.14	1.295	12:55:21.150
7 -	33.597	22.349	55.946	77.72	0.870	12:56:17.096
8 -	33.197	22.383	55.580 (3)	78.24	0.504	12:57:12.676
9 -	33.321	22.216	55.537 (2)	78.30	0.461	12:58:08.213
10 -	32.916	22.160	55.076 (1)	78.95		12:59:03.289
11 -	33.367	22.533	55.900	77.79	0.824	12:59:59.189

P6 96 MZ Chris KENT			MZ ETZ 250 -			
IDEAL LAP TIME : 58.597		BEST LAP TIME : 58.741		DIFFERENCE : 0.144		
LAP	SECTOR 1	SECTOR 2	LAP TIME	MPH	DIFF	TIME OF DAY
1 -			1:05.653	66.23	6.912	12:50:06.197
2 -	35.497	23.541	59.038 (3)	73.65	0.297	12:51:05.235
3 -	35.466	23.961	59.427	73.17	0.686	12:52:04.662
4 -	35.227	23.864	59.091	73.59	0.350	12:53:03.753
5 -	35.251	24.041	59.292	73.34	0.551	12:54:03.045
6 -	36.076	24.035	1:00.111	72.34	1.370	12:55:03.156
7 -	35.813	23.660	59.473	73.11	0.732	12:56:02.629
8 -	36.264	23.757	1:00.021	72.45	1.280	12:57:02.650
9 -	35.077	23.664	58.741 (1)	74.03		12:58:01.391
10 -	35.352	23.795	59.147	73.52	0.406	12:59:00.538
11 -	35.224	23.520	58.744 (2)	74.02	0.003	12:59:59.282

P7 75 MZ Peter WOODALL			MZ ETZ 250 - Online Lubricants			
IDEAL LAP TIME : 58.708		BEST LAP TIME : 58.725		DIFFERENCE : 0.017		
LAP	SECTOR 1	SECTOR 2	LAP TIME	MPH	DIFF	TIME OF DAY
1 -			1:07.154	64.75	8.429	12:50:07.698
2 -	35.438	23.547	58.985	73.72	0.260	12:51:06.683
3 -	35.276	23.569	58.845 (2)	73.89	0.120	12:52:05.528
4 -	35.161	23.564	58.725 (1)	74.05		12:53:04.253
5 -	35.161	23.715	58.876 (3)	73.86	0.151	12:54:03.129
6 -	36.145	23.967	1:00.112	72.34	1.387	12:55:03.241
7 -	35.422	23.867	59.289	73.34	0.564	12:56:02.530
8 -	35.546	23.994	59.540	73.03	0.815	12:57:02.070
9 -	35.506	23.908	59.414	73.19	0.689	12:58:01.484
10 -	35.582	23.829	59.411	73.19	0.686	12:59:00.895
11 -	35.444	23.717	59.161	73.50	0.436	13:00:00.056

P8 26 GPF Damian LEE			Yamaha TZR250 - Leed Autos			
IDEAL LAP TIME : 56.171		BEST LAP TIME : 56.171		DIFFERENCE : 0.000		
LAP	SECTOR 1	SECTOR 2	LAP TIME	MPH	DIFF	TIME OF DAY
1 -		22.665	1:37.741	44.49	41.570	12:50:38.285
2 -	33.737	22.740	56.477	76.99	0.306	12:51:34.762
3 -	33.627	22.544	56.171 (1)	77.41		12:52:30.933
4 -	33.748	22.727	56.475	77.00	0.304	12:53:27.408
5 -	34.235	22.799	57.034	76.24	0.863	12:54:24.442
6 -	34.655	22.835	57.490	75.64	1.319	12:55:21.932
7 -	33.870	23.781	57.651	75.42	1.480	12:56:19.583
8 -	33.758	22.994	56.752	76.62	0.581	12:57:16.335
9 -	33.755	22.641	56.396 (3)	77.10	0.225	12:58:12.731
10 -	33.886	22.701	56.587	76.84	0.416	12:59:09.318
11 -	33.732	22.580	56.312 (2)	77.22	0.141	13:00:05.630

BMCRC - MRO Championships 2023 - Rnd 1 @ Brands Hatch Indy

Illuminate Design 250MZs & Blue Haze GPF 2-Strokes

RACE 10 - SECTOR ANALYSIS



SECTOR 1 = FL to I1, SECTOR 2 = I1 to FL, DIFF = Difference To Personal Best Lap, P = Crossed Finish Line in Pit Lane, D = Time Disallowed

P9 13 MZ		Gordon RYAN		MZ ETZ250 - Prism Work Psychology		
IDEAL LAP TIME : 1:00.081		BEST LAP TIME : 1:00.081		DIFFERENCE : 0.000		
LAP	SECTOR 1	SECTOR 2	LAP TIME	MPH	DIFF	TIME OF DAY
1 -			1:07.328	64.58	7.247	12:50:07.872
2 -	35.877	24.204	1:00.081 (1)	72.37		12:51:07.953
3 -	36.295	24.513	1:00.808	71.51	0.727	12:52:08.761
4 -	36.296	24.553	1:00.849	71.46	0.768	12:53:09.610
5 -	36.342	24.700	1:01.042	71.23	0.961	12:54:10.652
6 -	36.229	24.764	1:00.993	71.29	0.912	12:55:11.645
7 -	36.657	24.653	1:01.310	70.92	1.229	12:56:12.955
8 -	36.186	24.543	1:00.729 (3)	71.60	0.648	12:57:13.684
9 -	36.350	24.587	1:00.937	71.36	0.856	12:58:14.621
10 -	36.407	24.877	1:01.284	70.95	1.203	12:59:15.905
11 -	36.050	24.451	1:00.501 (2)	71.87	0.420	13:00:16.406

P10 42 GPF		Martin PEARSON		Yamaha TZR250 -		
IDEAL LAP TIME : 58.185		BEST LAP TIME : 58.185		DIFFERENCE : 0.000		
LAP	SECTOR 1	SECTOR 2	LAP TIME	MPH	DIFF	TIME OF DAY
1 -		23.570	1:40.701	43.18	42.516	12:50:41.245
2 -	35.967	23.168	59.135	73.53	0.950	12:51:40.380
3 -	35.650	23.443	59.093	73.58	0.908	12:52:39.473
4 -	35.374	23.200	58.574	74.24	0.389	12:53:38.047
5 -	35.464	23.126	58.590	74.22	0.405	12:54:36.637
6 -	35.221	23.433	58.654	74.13	0.469	12:55:35.291
7 -	35.213	22.972	58.185 (1)	74.73		12:56:33.476
8 -	35.458	23.005	58.463 (3)	74.38	0.278	12:57:31.939
9 -	35.530	23.076	58.606	74.20	0.421	12:58:30.545
10 -	35.262	23.078	58.340 (2)	74.53	0.155	12:59:28.885
11 -	36.166	23.179	59.345	73.27	1.160	13:00:28.230

P11 14 MZ		Andy MARKS		MZ ETZ250 - Kingpin Components		
IDEAL LAP TIME : 1:00.787		BEST LAP TIME : 1:01.016		DIFFERENCE : 0.229		
LAP	SECTOR 1	SECTOR 2	LAP TIME	MPH	DIFF	TIME OF DAY
1 -			1:09.190	62.85	8.174	12:50:09.734
2 -	37.203	25.271	1:02.474	69.60	1.458	12:51:12.208
3 -	37.143	25.246	1:02.389	69.70	1.373	12:52:14.597
4 -	37.344	25.431	1:02.775	69.27	1.759	12:53:17.372
5 -	37.032	25.019	1:02.051	70.08	1.035	12:54:19.423
6 -	36.845	25.152	1:01.997	70.14	0.981	12:55:21.420
7 -	36.822	24.600	1:01.422 (3)	70.79	0.406	12:56:22.842
8 -	36.958	25.012	1:01.970	70.17	0.954	12:57:24.812
9 -	36.295	24.721	1:01.016 (1)	71.26		12:58:25.828
10 -	36.868	25.248	1:02.116	70.00	1.100	12:59:27.944
11 -	36.187	24.989	1:01.176 (2)	71.08	0.160	13:00:29.120

P12 8 MZ		Rich ASKEW		MZ ETZ250 - L+R construction		
IDEAL LAP TIME : 1:00.600		BEST LAP TIME : 1:00.600		DIFFERENCE : 0.000		
LAP	SECTOR 1	SECTOR 2	LAP TIME	MPH	DIFF	TIME OF DAY
1 -			1:08.762	63.24	8.162	12:50:09.306
2 -	37.481	25.181	1:02.662	69.39	2.062	12:51:11.968
3 -	37.284	25.207	1:02.491	69.58	1.891	12:52:14.459
4 -	37.420	25.340	1:02.760	69.28	2.160	12:53:17.219
5 -	37.252	25.027	1:02.279	69.82	1.679	12:54:19.498
6 -	36.670	25.095	1:01.765 (3)	70.40	1.165	12:55:21.263
7 -	36.645	24.606	1:01.251 (2)	70.99	0.651	12:56:22.514
8 -	37.266	25.413	1:02.679	69.37	2.079	12:57:25.193
9 -	36.184	24.416	1:00.600 (1)	71.75		12:58:25.793
10 -	37.298	24.974	1:02.272	69.83	1.672	12:59:28.065
11 -	37.098	24.956	1:02.054	70.07	1.454	13:00:30.119

BMCRC - MRO Championships 2023 - Rnd 1 @ Brands Hatch Indy

Illuminate Design 250MZs & Blue Haze GPF 2-Stroke

RACE 10 - SECTOR ANALYSIS



SECTOR 1 = FL to I1, SECTOR 2 = I1 to FL, DIFF = Difference To Personal Best Lap, P = Crossed Finish Line in Pit Lane, D = Time Disallowed

P13		7 MZ		John ASHMEAD		MZ ETZ250 -	
IDEAL LAP TIME : 1:01.192		BEST LAP TIME : 1:01.192		DIFFERENCE : 0.000			
LAP	SECTOR 1	SECTOR 2	LAP TIME	MPH	DIFF	TIME OF DAY	
1 -			1:08.021	63.93	6.829	12:50:08.565	
2 -	36.720	24.472	1:01.192 (1)	71.06		12:51:09.757	
3 -	37.089	24.977	1:02.066	70.06	0.874	12:52:11.823	
4 -	36.765	25.196	1:01.961 (3)	70.18	0.769	12:53:13.784	
5 -	37.082	25.365	1:02.447	69.63	1.255	12:54:16.231	
6 -	37.019	25.225	1:02.244	69.86	1.052	12:55:18.475	
7 -	36.865	25.614	1:02.479	69.60	1.287	12:56:20.954	
8 -	37.177	25.260	1:02.437	69.64	1.245	12:57:23.391	
9 -	36.860	25.002	1:01.862 (2)	70.29	0.670	12:58:25.253	
10 -	37.319	25.287	1:02.606	69.45	1.414	12:59:27.859	
11 -	37.529	24.829	1:02.358	69.73	1.166	13:00:30.217	

P14		22 MZ		Simon FINCH		MZ ETZ250 - BlueCloud Projects Ltd	
IDEAL LAP TIME : 1:01.778		BEST LAP TIME : 1:01.778		DIFFERENCE : 0.000			
LAP	SECTOR 1	SECTOR 2	LAP TIME	MPH	DIFF	TIME OF DAY	
1 -		25.594	1:12.750	59.77	10.972	12:50:13.294	
2 -	37.646	25.088	1:02.734	69.31	0.956	12:51:16.028	
3 -	36.749	25.029	1:01.778 (1)	70.39		12:52:17.806	
4 -	36.897	25.463	1:02.360	69.73	0.582	12:53:20.166	
5 -	36.780	25.340	1:02.120 (2)	70.00	0.342	12:54:22.286	
6 -	37.115	25.371	1:02.486	69.59	0.708	12:55:24.772	
7 -	36.917	25.236	1:02.153 (3)	69.96	0.375	12:56:26.925	
8 -	37.207	25.375	1:02.582	69.48	0.804	12:57:29.507	
9 -	37.917	26.322	1:04.239	67.69	2.461	12:58:33.746	
10 -	38.773	26.389	1:05.162	66.73	3.384	12:59:38.908	
11 -	39.408	26.768	1:06.176	65.71	4.398	13:00:45.084	

P15		47 GPF		Roy ALDERSLADE		Yamaha TZR250 -	
IDEAL LAP TIME : 58.821		BEST LAP TIME : 59.135		DIFFERENCE : 0.314			
LAP	SECTOR 1	SECTOR 2	LAP TIME	MPH	DIFF	TIME OF DAY	
1 -		24.095	1:41.458	42.86	42.323	12:50:42.002	
2 -	35.565	23.570	59.135 (1)	73.53		12:51:41.137	
3 -	35.251	24.694	59.945	72.54	0.810	12:52:41.082	
4 -	35.365	23.954	59.319 (2)	73.30	0.184	12:53:40.401	
5 -	36.378	24.260	1:00.638	71.71	1.503	12:54:41.039	
6 -	36.346	24.429	1:00.775	71.55	1.640	12:55:41.814	
7 -	36.344	24.181	1:00.525	71.84	1.390	12:56:42.339	
8 -	37.142	24.369	1:01.511	70.69	2.376	12:57:43.850	
9 -	35.601	23.895	59.496 (3)	73.09	0.361	12:58:43.346	
10 -	35.722	24.289	1:00.011	72.46	0.876	12:59:43.357	

P16		71 GPF		Richard HICKLING		Aprilia RS 125 - Millstream Motor Services & Ringwood Tyres	
IDEAL LAP TIME : 59.428		BEST LAP TIME : 59.516		DIFFERENCE : 0.088			
LAP	SECTOR 1	SECTOR 2	LAP TIME	MPH	DIFF	TIME OF DAY	
1 -		24.203	1:42.515	42.41	42.999	12:50:43.059	
2 -	35.683	23.904	59.587 (2)	72.97	0.071	12:51:42.646	
3 -	35.740	24.255	59.995	72.48	0.479	12:52:42.641	
4 -	35.565	24.310	59.875	72.62	0.359	12:53:42.516	
5 -	35.654	24.014	59.668 (3)	72.88	0.152	12:54:42.184	
6 -	36.102	24.313	1:00.415	71.97	0.899	12:55:42.599	
7 -	36.315	24.319	1:00.634	71.71	1.118	12:56:43.233	
8 -	35.960	24.220	1:00.180	72.25	0.664	12:57:43.413	
9 -	35.524	23.992	59.516 (1)	73.06		12:58:42.929	
10 -	35.652	25.037	1:00.689	71.65	1.173	12:59:43.618	

BMCRC - MRO Championships 2023 - Rnd 1 @ Brands Hatch Indy

Illuminate Design 250MZs & Blue Haze GPF 2-Stroke

RACE 10 - SECTOR ANALYSIS



SECTOR 1 = FL to I1, SECTOR 2 = I1 to FL, DIFF = Difference To Personal Best Lap, P = Crossed Finish Line in Pit Lane, D = Time Disallowed

P17 66 MZ Graeme LEWIS			MZ ETZ250 - DND Racing Components Eng			
IDEAL LAP TIME : 1:02.487		BEST LAP TIME : 1:02.707		DIFFERENCE : 0.220		
LAP	SECTOR 1	SECTOR 2	LAP TIME	MPH	DIFF	TIME OF DAY
1 -			1:10.053	62.07	7.346	12:50:10.597
2 -	37.811	24.896	1:02.707 (1)	69.34		12:51:13.304
3 -	37.591	25.368	1:02.959 (2)	69.07	0.252	12:52:16.263
4 -	38.150	25.669	1:03.819	68.13	1.112	12:53:20.082
5 -	38.137	25.375	1:03.512 (3)	68.46	0.805	12:54:23.594
6 -	38.261	25.456	1:03.717	68.24	1.010	12:55:27.311
7 -	38.437	25.495	1:03.932	68.01	1.225	12:56:31.243
8 -	38.947	25.249	1:04.196	67.73	1.489	12:57:35.439
9 -	38.688	25.594	1:04.282	67.64	1.575	12:58:39.721
10 -	38.709	25.951	1:04.660	67.25	1.953	12:59:44.381

P18 421 GPF Adam CARSON			Honda RS125 - Allspeed,Tenpin racing, all England diamond drill			
IDEAL LAP TIME : 59.964		BEST LAP TIME : 1:00.143		DIFFERENCE : 0.179		
LAP	SECTOR 1	SECTOR 2	LAP TIME	MPH	DIFF	TIME OF DAY
1 -		24.336	1:43.436	42.04	43.293	12:50:43.980
2 -	36.465	24.254	1:00.719	71.61	0.576	12:51:44.699
3 -	36.436	24.094	1:00.530 (3)	71.84	0.387	12:52:45.229
4 -	36.408	24.208	1:00.616	71.74	0.473	12:53:45.845
5 -	36.573	24.197	1:00.770	71.55	0.627	12:54:46.615
6 -	36.515	24.060	1:00.575	71.78	0.432	12:55:47.190
7 -	36.201	24.240	1:00.441 (2)	71.94	0.298	12:56:47.631
8 -	36.599	24.252	1:00.851	71.46	0.708	12:57:48.482
9 -	36.362	24.566	1:00.928	71.37	0.785	12:58:49.410
10 -	36.380	23.763	1:00.143 (1)	72.30		12:59:49.553

P19 24 MZ Tony PARKER			MZ ETZ250 - Aspect Renovations			
IDEAL LAP TIME : 1:03.486		BEST LAP TIME : 1:03.569		DIFFERENCE : 0.083		
LAP	SECTOR 1	SECTOR 2	LAP TIME	MPH	DIFF	TIME OF DAY
1 -			1:12.291	60.15	8.722	12:50:12.835
2 -	38.815	25.393	1:04.208 (3)	67.72	0.639	12:51:17.043
3 -	38.634	25.881	1:04.515	67.40	0.946	12:52:21.558
4 -	39.103	25.828	1:04.931	66.97	1.362	12:53:26.489
5 -	39.047	25.901	1:04.948	66.95	1.379	12:54:31.437
6 -	39.195	26.084	1:05.279	66.61	1.710	12:55:36.716
7 -	38.485	25.592	1:04.077 (2)	67.86	0.508	12:56:40.793
8 -	39.115	26.064	1:05.179	66.71	1.610	12:57:45.972
9 -	38.659	25.848	1:04.507	67.41	0.938	12:58:50.479
10 -	38.093	25.476	1:03.569 (1)	68.40		12:59:54.048

P20 38 MZ Chris PETTET			MZ ETZ250 -			
IDEAL LAP TIME : 1:04.721		BEST LAP TIME : 1:04.774		DIFFERENCE : 0.053		
LAP	SECTOR 1	SECTOR 2	LAP TIME	MPH	DIFF	TIME OF DAY
1 -		25.741	1:12.468	60.00	7.694	12:50:13.012
2 -	39.541	26.015	1:05.556 (3)	66.33	0.782	12:51:18.568
3 -	40.030	25.859	1:05.889	65.99	1.115	12:52:24.457
4 -	40.000	26.027	1:06.027	65.86	1.253	12:53:30.484
5 -	39.326	26.408	1:05.734	66.15	0.960	12:54:36.218
6 -	39.340	25.847	1:05.187 (2)	66.70	0.413	12:55:41.405
7 -	39.385	26.297	1:05.682	66.20	0.908	12:56:47.087
8 -	38.980	25.794	1:04.774 (1)	67.13		12:57:51.861
9 -	39.732	25.991	1:05.723	66.16	0.949	12:58:57.584
10 -	40.028	26.164	1:06.192	65.69	1.418	13:00:03.776

BMCRC - MRO Championships 2023 - Rnd 1 @ Brands Hatch Indy

Illuminate Design 250MZs & Blue Haze GPF 2-Strokes

RACE 10 - BEST SECTORS

SECTOR 1			SECTOR 2			IDEAL / BEST COMPARISON						
POS	NO	NAME	TIME	NO	NAME	TIME	POS	NO	NAME	IDEAL	BEST	DIFF
									PERFECT LAP	53.765		
1	15	PERKINS	32.221	18	BALL	21.544	1	15	PERKINS	53.930	54.123	0.193
2	18	BALL	32.418	15	PERKINS	21.709	2	18	BALL	53.962	54.293	0.331
3	28	McCARTER	32.916	28	McCARTER	22.160	3	28	McCARTER	55.076	55.076	0.000
4	26	LEE	33.627	26	LEE	22.544	4	26	LEE	56.171	56.171	0.000
5	85	WALES	34.262	42	PEARSON	22.972	5	85	WALES	57.391	57.498	0.107
6	69	MANN	34.699	69	MANN	23.046	6	69	MANN	57.745	57.964	0.219
7	96	KENT	35.077	85	WALES	23.129	7	42	PEARSON	58.185	58.185	0.000
8	75	WOODALL	35.161	96	KENT	23.520	8	96	KENT	58.597	58.741	0.144
9	42	PEARSON	35.213	75	WOODALL	23.547	9	75	WOODALL	58.708	58.725	0.017
10	47	ALDERSLADE	35.251	47	ALDERSLADE	23.570	10	47	ALDERSLADE	58.821	59.135	0.314
11	71	HICKLING	35.524	421	CARSON	23.763	11	71	HICKLING	59.428	59.516	0.088
12	13	RYAN	35.877	71	HICKLING	23.904	12	421	CARSON	59.964	1:00.143	0.179
13	8	ASKEW	36.184	13	RYAN	24.204	13	13	RYAN	1:00.081	1:00.081	0.000
14	14	MARKS	36.187	8	ASKEW	24.416	14	8	ASKEW	1:00.600	1:00.600	0.000
15	421	CARSON	36.201	7	ASHMEAD	24.472	15	14	MARKS	1:00.787	1:01.016	0.229
16	7	ASHMEAD	36.720	14	MARKS	24.600	16	7	ASHMEAD	1:01.192	1:01.192	0.000
17	22	FINCH	36.749	66	LEWIS	24.896	17	22	FINCH	1:01.778	1:01.778	0.000
18	66	LEWIS	37.591	22	FINCH	25.029	18	66	LEWIS	1:02.487	1:02.707	0.220
19	24	PARKER	38.093	24	PARKER	25.393	19	24	PARKER	1:03.486	1:03.569	0.083
20	38	PETTET	38.980	38	PETTET	25.741	20	38	PETTET	1:04.721	1:04.774	0.053

BMCRC - MRO Championships 2023 - Rnd 1 @ Brands Hatch Indy

Illuminate Design 250MZs & Blue Haze GPF 2-Stroke

RACE 10 - STATISTICS

Competitors Started	20
Planned Start	2023-03-12 @ 13:00:00.000
Actual Start	2023-03-12 @ 12:49:00.544
Finish Time	2023-03-12 @ 12:59:42.657
Track Length	1.2079mi.
Total Laps	214
Total Distance Covered	258.5003mi.

Session Fastest Lap History

NO	CL	NAME	LAP TIME	TIME OF DAY	LAP	VEHICLE
69	MZ	Alexander MANN	58.895	12:51:04.505	2	MZ TS 250
18	GPF	David BALL	54.778	12:51:30.600	2	Yamaha TZR250F3
15	GPF	Billy PERKINS	54.655	12:51:30.652	2	Yamaha TZR 250
15	GPF	Billy PERKINS	54.284	12:56:05.054	7	Yamaha TZR 250
15	GPF	Billy PERKINS	54.172	12:57:54.161	9	Yamaha TZR 250
15	GPF	Billy PERKINS	54.123	12:59:42.669	11	Yamaha TZR 250

Session Leader History

NO	CL	NAME	FROM LAP	LAPS LED	DISTANCE	VEHICLE
69	MZ	Alexander MANN	1	4	4.83 miles	MZ TS 250
85	MZ	Andrew WALES	5	2	2.41 miles	MZ ETZ 250
69	MZ	Alexander MANN	7	2	2.41 miles	MZ TS 250
85	MZ	Andrew WALES	9	1	1.20 miles	MZ ETZ 250
15	GPF	Billy PERKINS	10	2	2.41 miles	Yamaha TZR 250

Flag History

TYPE	TIME OF DAY
GREEN	12:49:00.544
FINISH	12:59:42.657

Flag Statistics

TYPE	COUNT	TOTAL LAPS	TOTAL TIME
Green	1	11	11:47.888
Red	0	0	0.000
Safety Car	0	0	0.000
FCY	0	0	0.000

BMCRC - MRO Championships 2023 - Rnd 1 @ Brands Hatch Indy

Illuminate Design 250MZs & Blue Haze GPF 2-Stroke

RACE 10 - STATISTICS

CLASS : MZ

12 Starters

Fastest Lap History

NO	NAME	LAP TIME	TIME OF DAY	LAP	VEHICLE
69	Alexander MANN	58.895	12:51:04.505	2	MZ TS 250
69	Alexander MANN	58.566	12:52:03.071	3	MZ TS 250
85	Andrew WALES	58.482	12:52:03.181	3	MZ ETZ 250
69	Alexander MANN	58.152	12:53:01.223	4	MZ TS 250
85	Andrew WALES	58.098	12:53:59.439	5	MZ ETZ 250
69	Alexander MANN	57.964	12:56:54.892	8	MZ TS 250
85	Andrew WALES	57.537	12:57:52.727	9	MZ ETZ 250
85	Andrew WALES	57.498	12:59:48.270	11	MZ ETZ 250

Leader History

NO	NAME	FROM LAP	LAPS LED	DISTANCE	VEHICLE
69	Alexander MANN	1	4	4.83 miles	MZ TS 250
85	Andrew WALES	5	2	2.41 miles	MZ ETZ 250
69	Alexander MANN	7	2	2.41 miles	MZ TS 250
85	Andrew WALES	9	3	3.62 miles	MZ ETZ 250

BMCRC - MRO Championships 2023 - Rnd 1 @ Brands Hatch Indy

Illuminate Design 250MZs & Blue Haze GPF 2-Stroke

RACE 10 - STATISTICS

CLASS : GPF

8 Starters

Fastest Lap History

NO	NAME	LAP TIME	TIME OF DAY	LAP	VEHICLE
18	David BALL	54.778	12:51:30.600	2	Yamaha TZR250F3
15	Billy PERKINS	54.655	12:51:30.652	2	Yamaha TZR 250
15	Billy PERKINS	54.284	12:56:05.054	7	Yamaha TZR 250
15	Billy PERKINS	54.172	12:57:54.161	9	Yamaha TZR 250
15	Billy PERKINS	54.123	12:59:42.669	11	Yamaha TZR 250

Leader History

NO	NAME	FROM LAP	LAPS LED	DISTANCE	VEHICLE
18	David BALL	1	2	2.41 miles	Yamaha TZR250F3
15	Billy PERKINS	3	9	10.87 miles	Yamaha TZR 250

BMCRC - MRO Championships 2023 - Rnd 1 @ Brands Hatch Indy

Illuminate Design 250MZs & Blue Haze GPF 2-Stroke

RACE 21 - GRID (11 Laps)

ROW 9	27		26	70	Andrew BURSCOUGH	25	169	Mark ELLERAY	
ROW 8	24	162	Darren COOPER	23	421	Adam CARSON	22	71	Richard HICKLING
ROW 7	21	47	Roy ALDERSLADE	20	42	Martin PEARSON	19	26	Damian LEE
ROW 6	18	28	Liam McCARTER	17	18	David BALL	16	15	Billy PERKINS
ROW 5	15			14			13		
ROW 4	12	38	Chris PETTET	11	24	Tony PARKER	10	66	Graeme LEWIS
ROW 3	9	22	Simon FINCH	8	7	John ASHMEAD	7	14	Andy MARKS
ROW 2	6	8	Rich ASKEW	5	13	Gordon RYAN	4	96	Chris KENT
ROW 1	3	75	Peter WOODALL	2	69	Alexander MANN	1	85	Andrew WALES
Pole									

Brands Hatch Indy: 1.2079 miles

These results are provisional until the conclusion of any judicial and technical matters.

Clerk Of Course :	Stewards :	Timekeeper : <i>Craig Smith</i>
-------------------	------------	------------------------------------

Results can be found at www.tsl-timing.com

Printed - 13:05 Sunday, 12 March 2023



BMCRC - MRO Championships 2023 - Rnd 1 @ Brands Hatch Indy

Illuminate Design 250MZs & Blue Haze GPF 2-Stroke

RACE 21 - CLASSIFICATION

POS	NO	CL	PIC NAME	ENTRY	LAPS	TIME	GAP	DIFF	MPH	BEST	ON
1	18	GPF	1 David BALL	Yamaha TZR250F3 - Gardiner Page and Roe pensi	11	10:55.677			72.95	55.385	11
2	28	GPF	2 Liam McCARTER	Yamaha TZR - Katie McCarter	11	10:56.983	1.306	1.306	72.80	55.570	11
3	85	MZ	1 Andrew WALES	MZ ETZ 250 - Illuminated Design LTD	11	11:09.805	14.128	12.822	71.41	59.196	2
4	69	MZ	2 Alexander MANN	MZ TS 250 - HS RACING	11	11:14.651	18.974	4.846	70.90	1:00.188	2
5	96	MZ	3 Chris KENT	MZ ETZ 250 -	11	11:17.482	21.805	2.831	70.60	1:00.415	10
6	7	MZ	4 John ASHMEAD	MZ ETZ250 -	11	11:20.509	24.832	3.027	70.29	1:00.543	5
7	26	GPF	3 Damian LEE	Yamaha TZR250 - Leed Autos	11	11:24.376	28.699	3.867	69.89	57.591	3
8	75	MZ	5 Peter WOODALL	MZ ETZ 250 - Online Lubricants	11	11:33.953	38.276	9.577	68.93	1:01.663	7
9	14	MZ	6 Andy MARKS	MZ ETZ250 - Kingpin Components	11	11:38.471	42.794	4.518	68.48	1:01.908	11
10	421	GPF	4 Adam CARSON	Honda RS125 - Allspeed,Tenpin racing, all England	11	11:49.606	53.929	11.135	67.41	1:00.001	11
11	24	MZ	7 Tony PARKER	MZ ETZ250 - Aspect Renovations	11	11:51.132	55.455	1.526	67.26	1:03.505	8
12	22	MZ	8 Simon FINCH	MZ ETZ250 - BlueCloud Projects Ltd	11	11:51.364	55.687	0.232	67.24	1:02.728	2
13	66	MZ	9 Graeme LEWIS	MZ ETZ250 - DND Racing Components Eng	11	11:58.202	1:02.525	6.838	66.60	1:03.725	2
14	38	MZ	10 Chris PETTET	MZ ETZ250 -	10	11:26.314	1 Lap	1 Lap	63.36	1:06.566	2

NOT CLASSIFIED

DNF	8	MZ	Rich ASKEW	MZ ETZ250 - L+R construction	10	10:37.344	1 Lap		68.23	1:02.551	9
DNF	71	GPF	Richard HICKLING	Aprilia RS 125 - Millstream Motor Services & Ringw	8	8:50.641	3 Laps	2 Laps	65.55	1:00.602	8
DNF	13	MZ	Gordon RYAN	MZ ETZ250 - Prism Work Psychology	5	5:19.355	6 Laps	3 Laps	68.08	1:01.900	2

FASTEST LAP

18	GPF	David BALL	Yamaha TZR250F3 - Gardiner Page and Roe pensi	11	55.385	78.51 mph	126.35 kph
85	MZ	Andrew WALES	MZ ETZ 250 - Illuminated Design LTD	2	59.196	73.46 mph	118.22 kph

Class GPF - 92.5% of Race Speed = 67.47 mph

Class MZ - 92.5% of Race Speed = 66.05 mph

Weather / Track : Cloudy / Dry

These results are provisional until the conclusion of any judicial and technical matters.

Race Distance: 11 Laps / 13.28 miles

Brands Hatch Indy: 1.2079 miles

Date: 12/03/2023 Start: 16:15 Finish: 16:26

Clerk Of Course :

Stewards :

Timekeeper :

Craig Smith

Results can be found at www.tsl-timing.com

Printed - 16:27 Sunday, 12 March 2023



BMCRC - MRO Championships 2023 - Rnd 1 @ Brands Hatch Indy

Illuminate Design 250MZs & Blue Haze GPF 2-Stroke

RACE 21 - POSITION CHART

No	Name	Lap Pos	Lap											
			1	2	3	4	5	6	7	8	9	10	11	
85	WALES	1	85	85	85	85	85	85	85	85	85	18	18	18
69	MANN	2	69	69	69	69	69	69	69	69	18	28	28	28
75	WOODALL	3	96	96	96	96	96	96	18	28	85	85	85	
96	KENT	4	75	75	7	7	7	7	28	69	69	69	69	
13	RYAN	5	13	13	75	75	18	18	96	96	96	96	96	
8	ASKEW	6	7	7	13	13	75	28	7	7	7	7	7	
14	MARKS	7	8	8	8	8	13	75	75	26	26	26	26	
7	ASHMEAD	8	14	22	22	22	28	8	26	75	75	75	75	
22	FINCH	9	22	14	14	14	8	14	8	14	14	14	14	
66	LEWIS	10	24	24	66	18	14	26	14	8	8	8	421	
24	PARKER	11	66	66	24	28	22	22	22	22	22	24	24	
38	PETTET	12	38	38	18	66	26	24	24	24	24	22	22	
18	BALL	13	18	18	28	24	24	66	66	66	66	421	66	
28	McCARTER	14	28	28	38	26	66	421	421	421	421	66		
26	LEE	15	26	26	26	38	38	71	71	71	38	38		
71	HICKLING	16	71	71	71	71	71	38	38	38				
421	CARSON	17	421	421	421	421	421							

BMCRC - MRO Championships 2023 - Rnd 1 @ Brands Hatch Indy

Illuminate Design 250MZs & Blue Haze GPF 2-Stroke

RACE 21 - SECTOR ANALYSIS



SECTOR 1 = FL to I1, SECTOR 2 = I1 to FL, DIFF = Difference To Personal Best Lap, P = Crossed Finish Line in Pit Lane, D = Time Disallowed

P1 18 GPF David BALL			Yamaha TZR250F3 - Gardiner Page and Roe pension consultan			
IDEAL LAP TIME : 55.385		BEST LAP TIME : 55.385	DIFFERENCE : 0.000			
LAP	SECTOR 1	SECTOR 2	LAP TIME	MPH	DIFF	TIME OF DAY
1 -		22.452	1:32.950	46.78	37.565	16:17:04.781
2 -	33.995	22.869	56.864	76.47	1.479	16:18:01.645
3 -	33.417	22.965	56.382	77.12	0.997	16:18:58.027
4 -	33.731	22.684	56.415	77.08	1.030	16:19:54.442
5 -	33.836	22.407	56.243	77.31	0.858	16:20:50.685
6 -	33.769	22.447	56.216 (3)	77.35	0.831	16:21:46.901
7 -	34.246	22.463	56.709	76.68	1.324	16:22:43.610
8 -	33.281	22.343	55.624 (2)	78.17	0.239	16:23:39.234
9 -	33.898	22.770	56.668	76.73	1.283	16:24:35.902
10 -	33.940	22.281	56.221	77.34	0.836	16:25:32.123
11 -	33.157	22.228	55.385 (1)	78.51		16:26:27.508

P2 28 GPF Liam McCARTER			Yamaha TZR - Katie McCarter			
IDEAL LAP TIME : 55.540		BEST LAP TIME : 55.570	DIFFERENCE : 0.030			
LAP	SECTOR 1	SECTOR 2	LAP TIME	MPH	DIFF	TIME OF DAY
1 -		22.716	1:33.849	46.33	38.279	16:17:05.680
2 -	33.998	22.492	56.490	76.98	0.920	16:18:02.170
3 -	33.400	23.017	56.417	77.07	0.847	16:18:58.587
4 -	33.818	22.923	56.741	76.63	1.171	16:19:55.328
5 -	34.582	22.481	57.063	76.20	1.493	16:20:52.391
6 -	33.761	22.449	56.210	77.36	0.640	16:21:48.601
7 -	33.649	22.733	56.382	77.12	0.812	16:22:44.983
8 -	33.823	22.344	56.167 (3)	77.42	0.597	16:23:41.150
9 -	33.509	22.746	56.255	77.30	0.685	16:24:37.405
10 -	33.529	22.310	55.839 (2)	77.87	0.269	16:25:33.244
11 -	33.230	22.340	55.570 (1)	78.25		16:26:28.814

P3 85 MZ Andrew WALES			MZ ETZ 250 - Illuminated Design LTD			
IDEAL LAP TIME : 59.123		BEST LAP TIME : 59.196	DIFFERENCE : 0.073			
LAP	SECTOR 1	SECTOR 2	LAP TIME	MPH	DIFF	TIME OF DAY
1 -			1:05.386	66.50	6.190	16:16:37.217
2 -	35.204	23.992	59.196 (1)	73.46		16:17:36.413
3 -	35.483	23.919	59.402 (2)	73.20	0.206	16:18:35.815
4 -	35.923	24.076	59.999	72.47	0.803	16:19:35.814
5 -	35.740	24.066	59.806 (3)	72.71	0.610	16:20:35.620
6 -	36.201	24.512	1:00.713	71.62	1.517	16:21:36.333
7 -	36.131	24.163	1:00.294	72.12	1.098	16:22:36.627
8 -	36.143	24.240	1:00.383	72.01	1.187	16:23:37.010
9 -	36.620	24.488	1:01.108	71.16	1.912	16:24:38.118
10 -	37.645	24.448	1:02.093	70.03	2.897	16:25:40.211
11 -	36.801	24.624	1:01.425	70.79	2.229	16:26:41.636

P4 69 MZ Alexander MANN			MZ TS 250 - HS RACING			
IDEAL LAP TIME : 1:00.067		BEST LAP TIME : 1:00.188	DIFFERENCE : 0.121			
LAP	SECTOR 1	SECTOR 2	LAP TIME	MPH	DIFF	TIME OF DAY
1 -			1:05.959	65.92	5.771	16:16:37.790
2 -	36.161	24.027	1:00.188 (1)	72.25		16:17:37.978
3 -	36.985	24.095	1:01.080	71.19	0.892	16:18:39.058
4 -	36.477	24.151	1:00.628 (3)	71.72	0.440	16:19:39.686
5 -	36.654	23.906	1:00.560 (2)	71.80	0.372	16:20:40.246
6 -	36.715	24.301	1:01.016	71.26	0.828	16:21:41.262
7 -	36.596	24.095	1:00.691	71.65	0.503	16:22:41.953
8 -	37.141	24.094	1:01.235	71.01	1.047	16:23:43.188
9 -	36.579	24.465	1:01.044	71.23	0.856	16:24:44.232
10 -	37.227	24.311	1:01.538	70.66	1.350	16:25:45.770
11 -	36.600	24.112	1:00.712	71.62	0.524	16:26:46.482

BMCRC - MRO Championships 2023 - Rnd 1 @ Brands Hatch Indy

Illuminate Design 250MZs & Blue Haze GPF 2-Stroke

RACE 21 - SECTOR ANALYSIS



SECTOR 1 = FL to I1, SECTOR 2 = I1 to FL, DIFF = Difference To Personal Best Lap, P = Crossed Finish Line in Pit Lane, D = Time Disallowed

P5 96 MZ Chris KENT			MZ ETZ 250 -			
IDEAL LAP TIME : 1:00.380		BEST LAP TIME : 1:00.415		DIFFERENCE : 0.035		
LAP	SECTOR 1	SECTOR 2	LAP TIME	MPH	DIFF	TIME OF DAY
1 -			1:07.582	64.34	7.167	16:16:39.413
2 -	36.634	24.213	1:00.847	71.46	0.432	16:17:40.260
3 -	36.747	24.661	1:01.408	70.81	0.993	16:18:41.668
4 -	36.786	24.448	1:01.234	71.01	0.819	16:19:42.902
5 -	36.299	24.661	1:00.960	71.33	0.545	16:20:43.862
6 -	36.720	24.643	1:01.363	70.86	0.948	16:21:45.225
7 -	36.524	24.530	1:01.054	71.22	0.639	16:22:46.279
8 -	36.429	24.348	1:00.777 (3)	71.55	0.362	16:23:47.056
9 -	36.688	24.493	1:01.181	71.07	0.766	16:24:48.237
10 -	36.167	24.248	1:00.415 (1)	71.97		16:25:48.652
11 -	36.289	24.372	1:00.661 (2)	71.68	0.246	16:26:49.313

P6 7 MZ John ASHMEAD			MZ ETZ250 -			
IDEAL LAP TIME : 1:00.261		BEST LAP TIME : 1:00.543		DIFFERENCE : 0.282		
LAP	SECTOR 1	SECTOR 2	LAP TIME	MPH	DIFF	TIME OF DAY
1 -		25.446	1:10.012	62.11	9.469	16:16:41.843
2 -	36.702	24.397	1:01.099	71.17	0.556	16:17:42.942
3 -	36.673	24.394	1:01.067	71.21	0.524	16:18:44.009
4 -	36.320	24.403	1:00.723 (3)	71.61	0.180	16:19:44.732
5 -	36.007	24.536	1:00.543 (1)	71.82		16:20:45.275
6 -	36.225	24.577	1:00.802	71.52	0.259	16:21:46.077
7 -	36.504	24.254	1:00.758	71.57	0.215	16:22:46.835
8 -	36.223	24.377	1:00.600 (2)	71.75	0.057	16:23:47.435
9 -	36.723	24.587	1:01.310	70.92	0.767	16:24:48.745
10 -	36.679	24.412	1:01.091	71.18	0.548	16:25:49.836
11 -	37.752	24.752	1:02.504	69.57	1.961	16:26:52.340

P7 26 GPF Damian LEE			Yamaha TZR250 - Leed Autos			
IDEAL LAP TIME : 57.185		BEST LAP TIME : 57.591		DIFFERENCE : 0.406		
LAP	SECTOR 1	SECTOR 2	LAP TIME	MPH	DIFF	TIME OF DAY
1 -		23.265	1:35.253	45.65	37.662	16:17:07.084
2 -	34.946	22.961	57.907 (2)	75.09	0.316	16:18:04.991
3 -	34.224	23.367	57.591 (1)	75.50		16:19:02.582
4 -	34.880	23.125	58.005 (3)	74.96	0.414	16:20:00.587
5 -	34.844	24.556	59.400	73.20	1.809	16:20:59.987
6 -	36.127	23.844	59.971	72.51	2.380	16:21:59.958
7 -	35.237	23.509	58.746	74.02	1.155	16:22:58.704
8 -	34.804	23.548	58.352	74.52	0.761	16:23:57.056
9 -	35.265	23.896	59.161	73.50	1.570	16:24:56.217
10 -	35.815	23.657	59.472	73.12	1.881	16:25:55.689
11 -	35.051	25.467	1:00.518	71.85	2.927	16:26:56.207

P8 75 MZ Peter WOODALL			MZ ETZ 250 - Online Lubricants			
IDEAL LAP TIME : 1:01.663		BEST LAP TIME : 1:01.663		DIFFERENCE : 0.000		
LAP	SECTOR 1	SECTOR 2	LAP TIME	MPH	DIFF	TIME OF DAY
1 -			1:08.195	63.76	6.532	16:16:40.026
2 -	37.287	24.625	1:01.912 (2)	70.23	0.249	16:17:41.938
3 -	37.789	25.144	1:02.933	69.09	1.270	16:18:44.871
4 -	37.303	24.795	1:02.098 (3)	70.02	0.435	16:19:46.969
5 -	38.414	25.639	1:04.053	67.89	2.390	16:20:51.022
6 -	37.270	24.941	1:02.211	69.90	0.548	16:21:53.233
7 -	37.049	24.614	1:01.663 (1)	70.52		16:22:54.896
8 -	37.325	24.961	1:02.286	69.81	0.623	16:23:57.182
9 -	37.523	25.090	1:02.613	69.45	0.950	16:24:59.795
10 -	37.461	25.247	1:02.708	69.34	1.045	16:26:02.503
11 -	37.800	25.481	1:03.281	68.71	1.618	16:27:05.784

BMCRC - MRO Championships 2023 - Rnd 1 @ Brands Hatch Indy

Illuminate Design 250MZs & Blue Haze GPF 2-Stroke

RACE 21 - SECTOR ANALYSIS



SECTOR 1 = FL to I1, SECTOR 2 = I1 to FL, DIFF = Difference To Personal Best Lap, P = Crossed Finish Line in Pit Lane, D = Time Disallowed

P9 14 MZ Andy MARKS			MZ ETZ250 - Kingpin Components			
IDEAL LAP TIME : 1:01.908		BEST LAP TIME : 1:01.908		DIFFERENCE : 0.000		
LAP	SECTOR 1	SECTOR 2	LAP TIME	MPH	DIFF	TIME OF DAY
1 -		26.048	1:11.552	60.77	9.644	16:16:43.383
2 -	38.026	25.417	1:03.443	68.54	1.535	16:17:46.826
3 -	37.724	25.432	1:03.156	68.85	1.248	16:18:49.982
4 -	37.353	25.390	1:02.743	69.30	0.835	16:19:52.725
5 -	37.186	25.238	1:02.424 (3)	69.66	0.516	16:20:55.149
6 -	37.112	25.157	1:02.269 (2)	69.83	0.361	16:21:57.418
7 -	37.692	25.510	1:03.202	68.80	1.294	16:23:00.620
8 -	37.329	25.339	1:02.668	69.39	0.760	16:24:03.288
9 -	37.293	25.365	1:02.658	69.40	0.750	16:25:05.946
10 -	37.231	25.217	1:02.448	69.63	0.540	16:26:08.394
11 -	36.998	24.910	1:01.908 (1)	70.24		16:27:10.302

P10 421 GPF Adam CARSON			Honda RS125 - Allspeed, Tenpin racing, all England diamond drill			
IDEAL LAP TIME : 59.906		BEST LAP TIME : 1:00.001		DIFFERENCE : 0.095		
LAP	SECTOR 1	SECTOR 2	LAP TIME	MPH	DIFF	TIME OF DAY
1 -		25.133	1:41.139	42.99	41.138	16:17:12.970
2 -	37.951	24.733	1:02.684	69.37	2.683	16:18:15.654
3 -	37.266	24.579	1:01.845	70.31	1.844	16:19:17.499
4 -	36.829	24.490	1:01.319	70.91	1.318	16:20:18.818
5 -	36.512	24.214	1:00.726	71.61	0.725	16:21:19.544
6 -	36.460	24.176	1:00.636	71.71	0.635	16:22:20.180
7 -	36.300	24.095	1:00.395	72.00	0.394	16:23:20.575
8 -	36.133	23.979	1:00.112 (2)	72.34	0.111	16:24:20.687
9 -	36.153	24.089	1:00.242 (3)	72.18	0.241	16:25:20.929
10 -	36.546	23.961	1:00.507	71.86	0.506	16:26:21.436
11 -	35.945	24.056	1:00.001 (1)	72.47		16:27:21.437

P11 24 MZ Tony PARKER			MZ ETZ250 - Aspect Renovations			
IDEAL LAP TIME : 1:03.064		BEST LAP TIME : 1:03.505		DIFFERENCE : 0.441		
LAP	SECTOR 1	SECTOR 2	LAP TIME	MPH	DIFF	TIME OF DAY
1 -		25.862	1:12.625	59.87	9.120	16:16:44.456
2 -	38.398	25.432	1:03.830	68.12	0.325	16:17:48.286
3 -	38.772	25.631	1:04.403	67.52	0.898	16:18:52.689
4 -	38.484	25.544	1:04.028	67.91	0.523	16:19:56.717
5 -	38.414	25.762	1:04.176	67.76	0.671	16:21:00.893
6 -	38.430	25.398	1:03.828	68.13	0.323	16:22:04.721
7 -	38.519	25.085	1:03.604 (3)	68.36	0.099	16:23:08.325
8 -	38.270	25.235	1:03.505 (1)	68.47		16:24:11.830
9 -	38.087	25.861	1:03.948	68.00	0.443	16:25:15.778
10 -	37.979	25.679	1:03.658	68.31	0.153	16:26:19.436
11 -	38.036	25.491	1:03.527 (2)	68.45	0.022	16:27:22.963

P12 22 MZ Simon FINCH			MZ ETZ250 - BlueCloud Projects Ltd			
IDEAL LAP TIME : 1:02.728		BEST LAP TIME : 1:02.728		DIFFERENCE : 0.000		
LAP	SECTOR 1	SECTOR 2	LAP TIME	MPH	DIFF	TIME OF DAY
1 -		26.084	1:11.635	60.70	8.907	16:16:43.466
2 -	37.592	25.136	1:02.728 (1)	69.32		16:17:46.194
3 -	37.636	25.667	1:03.303 (3)	68.69	0.575	16:18:49.497
4 -	37.770	25.373	1:03.143 (2)	68.86	0.415	16:19:52.640
5 -	37.933	25.553	1:03.486	68.49	0.758	16:20:56.126
6 -	38.277	25.674	1:03.951	67.99	1.223	16:22:00.077
7 -	38.197	25.560	1:03.757	68.20	1.029	16:23:03.834
8 -	38.522	26.306	1:04.828	67.07	2.100	16:24:08.662
9 -	39.374	26.259	1:05.633	66.25	2.905	16:25:14.295
10 -	39.062	26.207	1:05.269	66.62	2.541	16:26:19.564
11 -	38.226	25.405	1:03.631	68.34	0.903	16:27:23.195

BMCRC - MRO Championships 2023 - Rnd 1 @ Brands Hatch Indy

Illuminate Design 250MZs & Blue Haze GPF 2-Stroke

RACE 21 - SECTOR ANALYSIS



SECTOR 1 = FL to I1, SECTOR 2 = I1 to FL, DIFF = Difference To Personal Best Lap, P = Crossed Finish Line in Pit Lane, D = Time Disallowed

P13 66 MZ Graeme LEWIS			MZ ETZ250 - DND Racing Components Eng			
IDEAL LAP TIME : 1:03.457		BEST LAP TIME : 1:03.725		DIFFERENCE : 0.268		
LAP	SECTOR 1	SECTOR 2	LAP TIME	MPH	DIFF	TIME OF DAY
1 -		25.490	1:12.906	59.64	9.181	16:16:44.737
2 -	38.608	25.117	1:03.725 (1)	68.24		16:17:48.462
3 -	38.340	25.566	1:03.906 (3)	68.04	0.181	16:18:52.368
4 -	38.444	25.599	1:04.043	67.90	0.318	16:19:56.411
5 -	38.811	25.869	1:04.680	67.23	0.955	16:21:01.091
6 -	39.501	25.510	1:05.011	66.89	1.286	16:22:06.102
7 -	38.948	25.128	1:04.076	67.86	0.351	16:23:10.178
8 -	38.447	25.323	1:03.770 (2)	68.19	0.045	16:24:13.948
9 -	38.554	26.100	1:04.654	67.25	0.929	16:25:18.602
10 -	39.496	25.814	1:05.310	66.58	1.585	16:26:23.912
11 -	39.873	26.248	1:06.121	65.76	2.396	16:27:30.033

P14 38 MZ Chris PETTET			MZ ETZ250 -			
IDEAL LAP TIME : 1:06.500		BEST LAP TIME : 1:06.566		DIFFERENCE : 0.066		
LAP	SECTOR 1	SECTOR 2	LAP TIME	MPH	DIFF	TIME OF DAY
1 -		26.615	1:14.818	58.12	8.252	16:16:46.649
2 -	40.093	26.473	1:06.566 (1)	65.32		16:17:53.215
3 -	40.789	26.407	1:07.196	64.71	0.630	16:19:00.411
4 -	40.120	26.805	1:06.925 (2)	64.97	0.359	16:20:07.336
5 -	40.341	26.677	1:07.018 (3)	64.88	0.452	16:21:14.354
6 -	42.103	26.969	1:09.072	62.95	2.506	16:22:23.426
7 -	41.285	26.508	1:07.793	64.14	1.227	16:23:31.219
8 -	40.604	27.355	1:07.959	63.98	1.393	16:24:39.178
9 -	42.731	26.892	1:09.623	62.45	3.057	16:25:48.801
10 -	41.713	27.631	1:09.344	62.71	2.778	16:26:58.145

P15 8 MZ Rich ASKEW			MZ ETZ250 - L+R construction			
IDEAL LAP TIME : 1:01.746		BEST LAP TIME : 1:02.551		DIFFERENCE : 0.805		
LAP	SECTOR 1	SECTOR 2	LAP TIME	MPH	DIFF	TIME OF DAY
1 -		25.613	1:10.145	61.99	7.594	16:16:41.976
2 -	37.689	25.040	1:02.729 (2)	69.32	0.178	16:17:44.705
3 -	37.623	25.412	1:03.035	68.98	0.484	16:18:47.740
4 -	37.615	25.270	1:02.885 (3)	69.15	0.334	16:19:50.625
5 -	37.752	25.430	1:03.182	68.82	0.631	16:20:53.807
6 -	37.704	25.270	1:02.974	69.05	0.423	16:21:56.781
7 -	38.685	25.078	1:03.763	68.19	1.212	16:23:00.544
8 -	37.790	25.114	1:02.904	69.13	0.353	16:24:03.448
9 -	37.474	25.077	1:02.551 (1)	69.52		16:25:05.999
10 -	38.021	25.155	1:03.176	68.83	0.625	16:26:09.175

P16 71 GPF Richard HICKLING			Aprilia RS 125 - Millstream Motor Services & Ringwood Tyres			
IDEAL LAP TIME : 1:00.221		BEST LAP TIME : 1:00.602		DIFFERENCE : 0.381		
LAP	SECTOR 1	SECTOR 2	LAP TIME	MPH	DIFF	TIME OF DAY
1 -		24.393	1:39.180	43.84	38.578	16:17:11.011
2 -	37.266	25.065	1:02.331	69.76	1.729	16:18:13.342
3 -	36.951	24.659	1:01.610	70.58	1.008	16:19:14.952
4 -	37.155	25.144	1:02.299	69.80	1.697	16:20:17.251
5 -	36.763	24.766	1:01.529 (3)	70.67	0.927	16:21:18.780
6 -	37.269	25.020	1:02.289	69.81	1.687	16:22:21.069
7 -	36.611	24.190	1:00.801 (2)	71.52	0.199	16:23:21.870
8 -	36.031	24.571	1:00.602 (1)	71.75		16:24:22.472

BMCRC - MRO Championships 2023 - Rnd 1 @ Brands Hatch Indy

Illuminate Design 250MZs & Blue Haze GPF 2-Strokes

RACE 21 - SECTOR ANALYSIS



SECTOR 1 = FL to I1, SECTOR 2 = I1 to FL, DIFF = Difference To Personal Best Lap, P = Crossed Finish Line in Pit Lane, D = Time Disallowed

P17 13 MZ		Gordon RYAN		MZ ETZ250 - Prism Work Psychology			
IDEAL LAP TIME : 1:01.900		BEST LAP TIME : 1:01.900		DIFFERENCE : 0.000			
LAP	SECTOR 1	SECTOR 2	LAP TIME	MPH	DIFF	TIME OF DAY	
1 -			1:08.512	63.47	6.612	16:16:40.343	
2 -	37.228	24.672	1:01.900 (1)	70.25		16:17:42.243	
3 -	37.712	24.998	1:02.710 (3)	69.34	0.810	16:18:44.953	
4 -	37.288	25.309	1:02.597 (2)	69.46	0.697	16:19:47.550	
5 -	37.592	26.044	1:03.636	68.33	1.736	16:20:51.186	

BMCRC - MRO Championships 2023 - Rnd 1 @ Brands Hatch Indy

Illuminate Design 250MZs & Blue Haze GPF 2-Stroke

RACE 21 - BEST SECTORS

SECTOR 1			SECTOR 2			IDEAL / BEST COMPARISON						
POS	NO	NAME	TIME	NO	NAME	TIME	POS	NO	NAME	IDEAL	BEST	DIFF
									PERFECT LAP	55.385		
1	18	BALL	33.157	18	BALL	22.228	1	18	BALL	55.385	55.385	0.000
2	28	McCARTER	33.230	28	McCARTER	22.310	2	28	McCARTER	55.540	55.570	0.030
3	26	LEE	34.224	26	LEE	22.961	3	26	LEE	57.185	57.591	0.406
4	85	WALES	35.204	69	MANN	23.906	4	85	WALES	59.123	59.196	0.073
5	421	CARSON	35.945	85	WALES	23.919	5	421	CARSON	59.906	1:00.001	0.095
6	7	ASHMEAD	36.007	421	CARSON	23.961	6	69	MANN	1:00.067	1:00.188	0.121
7	71	HICKLING	36.031	71	HICKLING	24.190	7	71	HICKLING	1:00.221	1:00.602	0.381
8	69	MANN	36.161	96	KENT	24.213	8	7	ASHMEAD	1:00.261	1:00.543	0.282
9	96	KENT	36.167	7	ASHMEAD	24.254	9	96	KENT	1:00.380	1:00.415	0.035
10	8	ASKEW	36.706	75	WOODALL	24.614	10	75	WOODALL	1:01.663	1:01.663	0.000
11	14	MARKS	36.998	13	RYAN	24.672	11	8	ASKEW	1:01.746	1:02.551	0.805
12	75	WOODALL	37.049	14	MARKS	24.910	12	13	RYAN	1:01.900	1:01.900	0.000
13	13	RYAN	37.228	8	ASKEW	25.040	13	14	MARKS	1:01.908	1:01.908	0.000
14	22	FINCH	37.592	24	PARKER	25.085	14	22	FINCH	1:02.728	1:02.728	0.000
15	24	PARKER	37.979	66	LEWIS	25.117	15	24	PARKER	1:03.064	1:03.505	0.441
16	66	LEWIS	38.340	22	FINCH	25.136	16	66	LEWIS	1:03.457	1:03.725	0.268
17	38	PETTET	40.093	38	PETTET	26.407	17	38	PETTET	1:06.500	1:06.566	0.066

BMCRC - MRO Championships 2023 - Rnd 1 @ Brands Hatch Indy

Illuminate Design 250MZs & Blue Haze GPF 2-Stroke

RACE 21 - STATISTICS

Competitors Started	17
Planned Start	2023-03-12 @ 16:30:00.000
Actual Start	2023-03-12 @ 16:15:31.830
Finish Time	2023-03-12 @ 16:26:27.507
Track Length	1.2079mi.
Total Laps	176
Total Distance Covered	212.5984mi.

Session Fastest Lap History

NO	CL	NAME	LAP TIME	TIME OF DAY	LAP	VEHICLE
85	MZ	Andrew WALES	59.196	16:17:36.444	2	MZ ETZ 250
18	GPF	David BALL	56.864	16:18:01.672	2	Yamaha TZR250F3
28	GPF	Liam McCARTER	56.490	16:18:02.179	2	Yamaha TZR
18	GPF	David BALL	56.382	16:18:58.054	3	Yamaha TZR250F3
18	GPF	David BALL	56.243	16:20:50.711	5	Yamaha TZR250F3
18	GPF	David BALL	56.216	16:21:46.928	6	Yamaha TZR250F3
28	GPF	Liam McCARTER	56.210	16:21:48.622	6	Yamaha TZR
18	GPF	David BALL	55.624	16:23:39.260	8	Yamaha TZR250F3
18	GPF	David BALL	55.385	16:26:27.534	11	Yamaha TZR250F3

Session Leader History

NO	CL	NAME	FROM LAP	LAPS LED	DISTANCE	VEHICLE
85	MZ	Andrew WALES	1	8	9.66 miles	MZ ETZ 250
18	GPF	David BALL	9	3	3.62 miles	Yamaha TZR250F3

Flag History

TYPE	TIME OF DAY
GREEN	16:15:31.830
FINISH	16:26:27.507

Flag Statistics

TYPE	COUNT	TOTAL LAPS	TOTAL TIME
Green	1	11	12:07.104
Red	0	0	0.000
Safety Car	0	0	0.000
FCY	0	0	0.000

BMCRC - MRO Championships 2023 - Rnd 1 @ Brands Hatch Indy

Illuminate Design 250MZs & Blue Haze GPF 2-Stroke

RACE 21 - STATISTICS

CLASS : MZ

12 Starters

Fastest Lap History

NO	NAME	LAP TIME	TIME OF DAY	LAP	VEHICLE
85	Andrew WALES	59.196	16:17:36.444	2	MZ ETZ 250

Leader History

NO	NAME	FROM LAP	LAPS LED	DISTANCE	VEHICLE
85	Andrew WALES	1	11	13.28 miles	MZ ETZ 250

BMCRC - MRO Championships 2023 - Rnd 1 @ Brands Hatch Indy

Illuminate Design 250MZs & Blue Haze GPF 2-Stroke

RACE 21 - STATISTICS

CLASS : GPF

5 Starters

Fastest Lap History

NO	NAME	LAP TIME	TIME OF DAY	LAP	VEHICLE
18	David BALL	56.864	16:18:01.672	2	Yamaha TZR250F3
28	Liam McCARTER	56.490	16:18:02.179	2	Yamaha TZR
18	David BALL	56.382	16:18:58.054	3	Yamaha TZR250F3
18	David BALL	56.243	16:20:50.711	5	Yamaha TZR250F3
18	David BALL	56.216	16:21:46.928	6	Yamaha TZR250F3
28	Liam McCARTER	56.210	16:21:48.622	6	Yamaha TZR
18	David BALL	55.624	16:23:39.260	8	Yamaha TZR250F3
18	David BALL	55.385	16:26:27.534	11	Yamaha TZR250F3

Leader History

NO	NAME	FROM LAP	LAPS LED	DISTANCE	VEHICLE
18	David BALL	1	11	13.28 miles	Yamaha TZR250F3

PART
MOTORSPORT

Helix
Homes

GF RACING UK 



INTA
MOTORCYCLE SERVICES LTD

BMCRC FORMULA 400 & INTA MOTORCYCLES BLUE HAZE GP



BMCRC-MRO Championships - Round 1
Brands Hatch Indy
11th / 12th March 2023



Timing & Results Provided by Timing Solutions Ltd

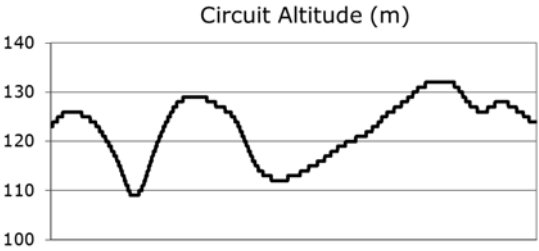
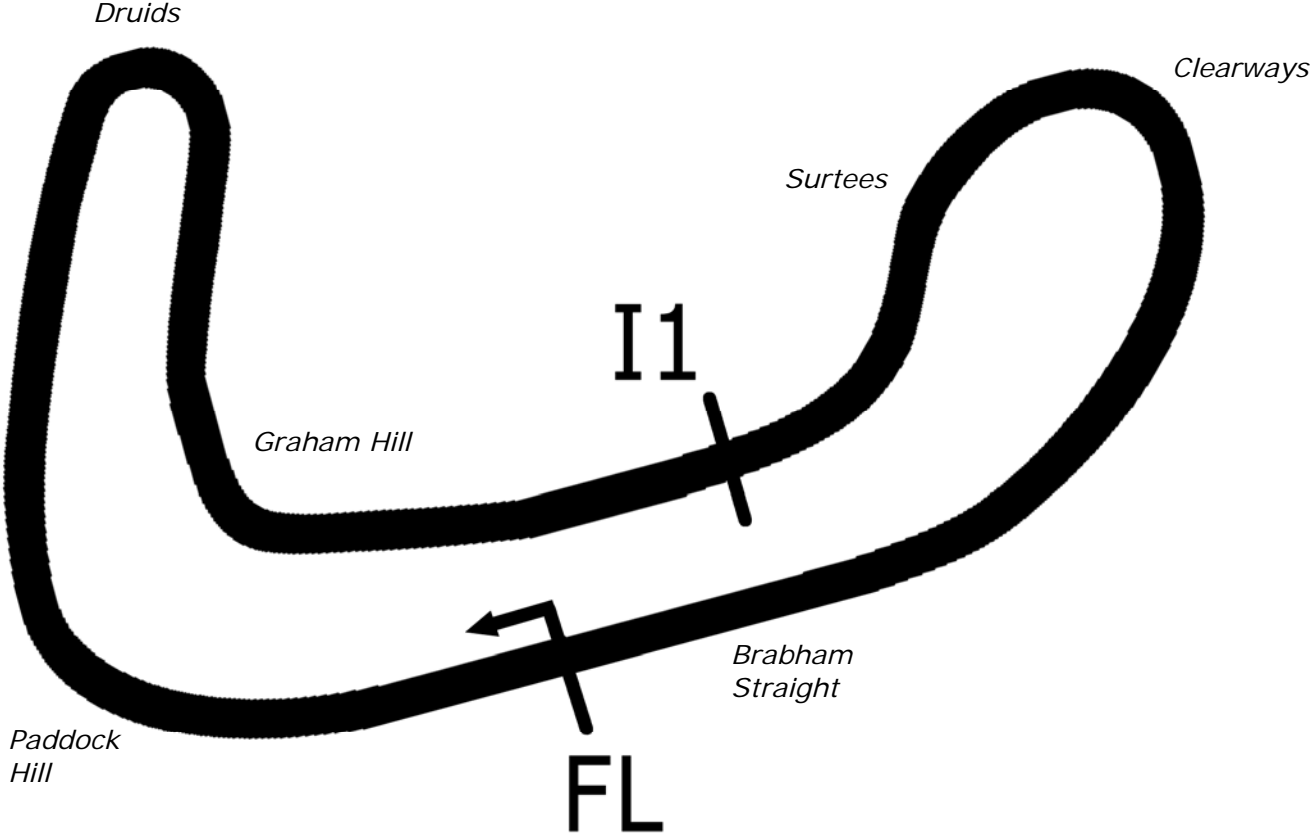
www.tsl-timing.com

Brands Hatch Indy



SPORTS TIMING

TIMING SOLUTIONS LTD



Length	1.2079 miles	1944.0 m	
FL		51.36032 N	0.26032 E
I1	1112m	51.35934 N	0.25955 E
Pit Entry	1669m	51.35911 N	0.25743 E
Pit Exit	26m after FL	51.36027 N	0.26078 E
Pit Entry–Pit Exit 277m, 16.6s @60kph, 12.4s @80kph			

BMCRC - MRO Championships 2023 - Rnd 1 @ Brands Hatch Indy
BMCRC Formula 400 & INTA Motorcycles Blue Haze GP 2-Stroke
QUALIFYING - CLASSIFICATION

POS	NO	CL	PIC NAME	ENTRY	TIME	ON	LAPS	GAP	DIFF	MPH
1	75	GP	1 Anthony JOHNSON	Yamaha TZ250 - INTA MOTORCYCLE SERVICES LTD	54.338	7	8			80.02
2	4	M	1 James SEATH	Kawasaki ZXR400 L9 - Ovenden Earthmoving	54.731	12	12	0.393	0.393	79.45
3	3	GP	2 Tom BARRETT	Honda RS250 - The Two Stroke Workshop	54.861	11	11	0.523	0.130	79.26
4	151	S	1 Nick SMITH	Kawasaki ZXR400 - Hi-Precision Engineering Ltd	54.885	12	13	0.547	0.024	79.23
5	95	S	2 Greg MARSHALL	Kawasaki NINJA 400 - Mum & Dad; HEL Performance	55.026	13	13	0.688	0.141	79.02
6	2	M	2 Andrew GILL	Kawasaki ZXR400 -	55.180	9	10	0.842	0.154	78.80
7	45	GP	3 Phil ELLIS	Yamaha TZ250 4TW -	55.388	8	12	1.050	0.208	78.51
8	71	S	3 Maximus HARDY	Kawasaki NINJA 400 - DAD	55.836	9	11	1.498	0.448	77.88
9	87	S	4 Felix DORLING	Kawasaki NINJA 400 - Kernow Controls	55.867	10	11	1.529	0.031	77.83
10	53	GP	4 Mark WHITING	Yamaha TZ250 - Mark whiting	56.324	5	7	1.986	0.457	77.20
11	13	GP	5 Doug EDMONDSON	Yamaha TZ250 - Kieran Lewis	56.393	9	10	2.055	0.069	77.11
12	152	S	5 Sean GOLDSMITH	Honda NC30 - Vanguard motorsport	57.168	3	6	2.830	0.775	76.06
13	123	S/R	1 Mark GALLAGHER	Honda RVF 400 -	57.318	8	10	2.980	0.150	75.86
14	25	M	3 Haydon SMITH	Kawasaki ZXR400 - Hi-Precision Engineering Ltd	57.423	7	9	3.085	0.105	75.72
15	39	S	6 Aaron MONK	Kawasaki NINJA 400 - flyaspitfire.co.uk	57.514	9	12	3.176	0.091	75.60
16	65	M	4 Andrew MOXON	Aprilia RS 250 - Vanguard MSport Uckfield + DART Ms	57.872	6	8	3.534	0.358	75.14
17	16	S	7 Alan MAJOR	Kawasaki ZXR400 - Major Performance Developments	58.696	12	12	4.358	0.824	74.08
18	90	S	8 Steve RAPA	Honda RVF400 (BRUCE) - My Own Fair Hands	58.740	9	10	4.402	0.044	74.03
19	97*	S	9 Nicholas TAIG	Honda VFR400 NC30 - RST, Bell Helmets UK	59.354	6	7	5.016	0.614	73.26
20	10	S	10 Mike BRUNSDON	Kawasaki NINJA 400 - Pure Moto - SHAD UK	59.371	11	12	5.033	0.017	73.24
21	186	S	11 Steve RICHARDS	Kawasaki ZXR400 -	1:00.193	12	12	5.855	0.822	72.24
22	23*	M	5 Joe ELLIS	Kawasaki EX 400 - Jpr	1:00.543	6	8	6.205	0.350	71.82
23	77	GP	6 Andrew GLASGOW	Yamaha TZ250 5KE - Hiab service (hw) ltd	1:00.754	2	5	6.416	0.211	71.57
24	70	S	12 Andrew BURSCOUGH	Yamaha YPVS 350 - Mad biker designs/Martitanium	1:00.916	9	9	6.578	0.162	71.38
25	88	GP	7 George PRINOS	Yamaha TZ250 - KAPPA PLANNING LTD	1:01.095	6	8	6.757	0.179	71.17
26	24	S	13 Harley GODZISZ	Honda NC30 - SonicRacing.co.uk	1:01.608	5	7	7.270	0.513	70.58
27	162	S	14 Darren COOPER	Yamaha TZR250 - Twistgrip Motorcycles	1:03.300	6	9	8.962	1.692	68.69

* No. 23 - Please fit a working transponder

* No. 97 - Transponder has poor signal

Weather / Track : Cloudy / Dry

These results are provisional until the conclusion of any judicial and technical matters.

Brands Hatch Indy: 1.2079 miles
 Date: 11/03/2023 Start: 10:02 Finish: 10:15

Clerk Of Course :	Stewards :	Timekeeper : <i>Craig Smith</i>
-------------------	------------	------------------------------------

Results can be found at www.tsl-timing.com

Printed - 10:16 Saturday, 11 March 2023



BMCRC - MRO Championships 2023 - Rnd 1 @ Brands Hatch Indy

BMCRC Formula 400 & INTA Motorcycles Blue Haze GP 2-Stroke

QUALIFYING - SECTOR ANALYSIS



SECTOR 1 = FL to I1, SECTOR 2 = I1 to FL, DIFF = Difference To Personal Best Lap, P = Crossed Finish Line in Pit Lane, D = Time Disallowed

P1		75 GP		Anthony JOHNSON		Yamaha TZ250 - INTA MOTORCYCLE SERVICES LTD	
IDEAL LAP TIME : 54.338		BEST LAP TIME : 54.338		DIFFERENCE : 0.000			
LAP	SECTOR 1	SECTOR 2	LAP TIME	MPH	DIFF	TIME OF DAY	
1 -	OUTLAP	23.507	1:04.877	67.02	10.539	10:06:19.270	
2 -	34.518	22.545	57.063	76.20	2.725	10:07:16.333	
3 -	33.723	22.108	55.831	77.88	1.493	10:08:12.164	
4 -	34.238	22.193	56.431	77.06	2.093	10:09:08.595	
5 -	33.533	22.110	55.643	78.15	1.305	10:10:04.238	
6 -	33.111	22.009	55.120 (3)	78.89	0.782	10:10:59.358	
7 -	32.449	21.889	54.338 (1)	80.02		10:11:53.696	
8 -	33.012	21.982	54.994 (2)	79.07	0.656	10:12:48.690	

P2		4 M		James SEATH		Kawasaki ZXR400 L9 - Ovenden Earthmoving	
IDEAL LAP TIME : 54.549		BEST LAP TIME : 54.731		DIFFERENCE : 0.182			
LAP	SECTOR 1	SECTOR 2	LAP TIME	MPH	DIFF	TIME OF DAY	
1 -	OUTLAP	23.970	1:06.925	64.97	12.194	10:05:16.593	
2 -	37.243	23.710	1:00.953	71.34	6.222	10:06:17.546	
3 -	34.829	22.758	57.587	75.51	2.856	10:07:15.133	
4 -	34.523	22.556	57.079	76.18	2.348	10:08:12.212	
5 -	36.398	23.963	1:00.361	72.04	5.630	10:09:12.573	
6 -	33.960	22.285	56.245	77.31	1.514	10:10:08.818	
7 -	33.956	22.247	56.203	77.37	1.472	10:11:05.021	
8 -	34.649	22.423	57.072	76.19	2.341	10:12:02.093	
9 -	33.530	21.992	55.522 (3)	78.32	0.791	10:12:57.615	
10 -	34.445	22.066	56.511	76.95	1.780	10:13:54.126	
11 -	32.901	21.844	54.745 (2)	79.43	0.014	10:14:48.871	
12 -	33.083	21.648	54.731 (1)	79.45		10:15:43.602	

P3		3 GP		Tom BARRETT		Honda RS250 - The Two Stroke Workshop	
IDEAL LAP TIME : 54.861		BEST LAP TIME : 54.861		DIFFERENCE : 0.000			
LAP	SECTOR 1	SECTOR 2	LAP TIME	MPH	DIFF	TIME OF DAY	
1 -	OUTLAP	25.183	1:11.426	60.88	16.565	10:06:33.244	
2 -	37.580	23.578	1:01.158	71.10	6.297	10:07:34.402	
3 -	36.922	22.640	59.562	73.00	4.701	10:08:33.964	
4 -	34.502	22.302	56.804	76.55	1.943	10:09:30.768	
5 -	34.286	22.166	56.452 (3)	77.03	1.591	10:10:27.220	
6 -	35.010	22.192	57.202	76.02	2.341	10:11:24.422	
7 -	34.648	22.145	56.793	76.56	1.932	10:12:21.215	
8 -	34.402	24.353	58.755	74.01	3.894	10:13:19.970	
9 -	33.895	22.571	56.466	77.01	1.605	10:14:16.436	
10 -	33.665	21.807	55.472 (2)	78.39	0.611	10:15:11.908	
11 -	33.088	21.773	54.861 (1)	79.26		10:16:06.769	

P4		151 S		Nick SMITH		Kawasaki ZXR400 - Hi-Precision Engineering Ltd	
IDEAL LAP TIME : 54.756		BEST LAP TIME : 54.885		DIFFERENCE : 0.129			
LAP	SECTOR 1	SECTOR 2	LAP TIME	MPH	DIFF	TIME OF DAY	
1 -	39.344	24.371	1:03.715	68.25	8.830	10:04:52.419	
2 -	35.685	23.386	59.071	73.61	4.186	10:05:51.490	
3 -	34.520	22.612	57.132	76.11	2.247	10:06:48.622	
4 -	33.917	22.388	56.305	77.23	1.420	10:07:44.927	
5 -	33.629	22.435	56.064	77.56	1.179	10:08:40.991	
6 -	33.702	22.217	55.919	77.76	1.034	10:09:36.910	
7 -	33.746	22.265	56.011	77.63	1.126	10:10:32.921	
8 -	33.166	21.972	55.138 (3)	78.86	0.253	10:11:28.059	
9 -	33.048	22.294	55.342	78.57	0.457	10:12:23.401	
10 -	33.164	23.435	56.599	76.83	1.714	10:13:20.000	
11 -	33.062	22.954	56.016	77.63	1.131	10:14:16.016	
12 -	32.870	22.015	54.885 (1)	79.23		10:15:10.901	
13 -	32.784	22.231	55.015 (2)	79.04	0.130	10:16:05.916	

BMCRC - MRO Championships 2023 - Rnd 1 @ Brands Hatch Indy

BMCRC Formula 400 & INTA Motorcycles Blue Haze GP 2-Stroke

QUALIFYING - SECTOR ANALYSIS



SECTOR 1 = FL to I1, SECTOR 2 = I1 to FL, DIFF = Difference To Personal Best Lap, P = Crossed Finish Line in Pit Lane, D = Time Disallowed

P5 95 S		Greg MARSHALL		Kawasaki NINJA 400 - Mum & Dad; HEL Performance			
IDEAL LAP TIME : 55.026		BEST LAP TIME : 55.026		DIFFERENCE : 0.000			
LAP	SECTOR 1	SECTOR 2	LAP TIME	MPH	DIFF	TIME OF DAY	
1 -	36.176	23.271	59.447	73.15	4.421	10:04:35.725	
2 -	34.284	23.636	57.920	75.07	2.894	10:05:33.645	
3 -	34.500	24.086	58.586	74.22	3.560	10:06:32.231	
4 -	33.530	22.782	56.312	77.22	1.286	10:07:28.543	
5 -	33.656	22.997	56.653	76.75	1.627	10:08:25.196	
6 -	38.399	22.657	1:01.056	71.22	6.030	10:09:26.252	
7 -	33.298	23.197	56.495	76.97	1.469	10:10:22.747	
8 -	34.122	22.193	56.315	77.21	1.289	10:11:19.062	
9 -	34.376	23.068	57.444	75.70	2.418	10:12:16.506	
10 -	34.003	22.450	56.453	77.03	1.427	10:13:12.959	
11 -	33.340	22.224	55.564 (3)	78.26	0.538	10:14:08.523	
12 -	33.203	22.081	55.284 (2)	78.65	0.258	10:15:03.807	
13 -	32.981	22.045	55.026 (1)	79.02		10:15:58.833	

P6 2 M		Andrew GILL		Kawasaki ZXR400 -			
IDEAL LAP TIME : 55.180		BEST LAP TIME : 55.180		DIFFERENCE : 0.000			
LAP	SECTOR 1	SECTOR 2	LAP TIME	MPH	DIFF	TIME OF DAY	
1 -	37.710	23.457	1:01.167	71.09	5.987	10:04:58.103	
2 -	34.761	22.662	57.423	75.72	2.243	10:05:55.526	
3 -	34.342	22.298	56.640	76.77	1.460	10:06:52.166	
4 -	33.647	22.412	56.059	77.57	0.879	10:07:48.225	
5 -	33.420	22.131	55.551 (2)	78.28	0.371	10:08:43.776	
6 -	35.048	22.457	57.505	75.62	2.325	10:09:41.281	
7 -	33.507	22.159	55.666 (3)	78.11	0.486	10:10:36.947	
8 -	34.085	22.189	56.274	77.27	1.094	10:11:33.221	
9 -	33.364	21.816	55.180 (1)	78.80		10:12:28.401	
10 -	33.814	22.167	55.981	77.68	0.801	10:13:24.382	

P7 45 GP		Phil ELLIS		Yamaha TZ250 4TW -			
IDEAL LAP TIME : 55.045		BEST LAP TIME : 55.388		DIFFERENCE : 0.343			
LAP	SECTOR 1	SECTOR 2	LAP TIME	MPH	DIFF	TIME OF DAY	
1 -	39.892	23.670	1:03.562	68.41	8.174	10:05:15.273	
2 -	37.637	24.288	1:01.925	70.22	6.537	10:06:17.198	
3 -	34.449	21.792	56.241	77.32	0.853	10:07:13.439	
4 -	34.674	22.567	57.241	75.97	1.853	10:08:10.680	
5 -	35.517	22.242	57.759	75.28	2.371	10:09:08.439	
6 -	34.409	21.696	56.105	77.50	0.717	10:10:04.544	
7 -	34.048	22.251	56.299	77.24	0.911	10:11:00.843	
8 -	33.920	21.468	55.388 (1)	78.51		10:11:56.231	
9 -	33.921	22.593	56.514	76.94	1.126	10:12:52.745	
10 -	33.577	22.191	55.768 (3)	77.97	0.380	10:13:48.513	
11 -	33.652	21.957	55.609 (2)	78.19	0.221	10:14:44.122	
12 -	34.083	22.137	56.220	77.34	0.832	10:15:40.342	

P8 71 S		Maximus HARDY		Kawasaki NINJA 400 - DAD			
IDEAL LAP TIME : 55.664		BEST LAP TIME : 55.836		DIFFERENCE : 0.172			
LAP	SECTOR 1	SECTOR 2	LAP TIME	MPH	DIFF	TIME OF DAY	
1 -	OUTLAP	24.043	1:06.131	65.75	10.295	10:06:25.177	
2 -	35.949	23.198	59.147	73.52	3.311	10:07:24.324	
3 -	34.522	23.093	57.615	75.47	1.779	10:08:21.939	
4 -	34.152	22.969	57.121	76.12	1.285	10:09:19.060	
5 -	34.351	22.894	57.245	75.96	1.409	10:10:16.305	
6 -	34.602	23.117	57.719	75.34	1.883	10:11:14.024	
7 -	34.858	22.756	57.614	75.47	1.778	10:12:11.638	
8 -	33.454	22.708	56.162	77.42	0.326	10:13:07.800	
9 -	33.222	22.614	55.836 (1)	77.88		10:14:03.636	
10 -	33.463	22.442	55.905 (2)	77.78	0.069	10:14:59.541	
11 -	33.491	22.473	55.964 (3)	77.70	0.128	10:15:55.505	

BMCRC - MRO Championships 2023 - Rnd 1 @ Brands Hatch Indy

BMCRC Formula 400 & INTA Motorcycles Blue Haze GP 2-Stroke

QUALIFYING - SECTOR ANALYSIS



SECTOR 1 = FL to I1, SECTOR 2 = I1 to FL, DIFF = Difference To Personal Best Lap, P = Crossed Finish Line in Pit Lane, D = Time Disallowed

P9 87 S Felix DORLING		Kawasaki NINJA 400 - Kernow Controls				
IDEAL LAP TIME : 55.867		BEST LAP TIME : 55.867		DIFFERENCE : 0.000		
LAP	SECTOR 1	SECTOR 2	LAP TIME	MPH	DIFF	TIME OF DAY
1 -	36.430	23.531	59.961	72.52	4.094	10:04:21.151
2 -	35.318	23.232	58.550	74.27	2.683	10:05:19.701
3 -	35.305	23.208	58.513	74.31	2.646	10:06:18.214
4 -	34.751	22.991	57.742	75.31	1.875	10:07:15.956
5 -	34.293	IN PIT	1:20.048	P 54.32	24.181	10:08:36.004
6 -	OUTLAP	23.137	1:06.030	65.85	10.163	10:09:42.034
7 -	33.762	22.455	56.217	(3) 77.35	0.350	10:10:38.251
8 -	33.731	22.700	56.431	77.06	0.564	10:11:34.682
9 -	33.734	22.482	56.216	(2) 77.35	0.349	10:12:30.898
10 -	33.461	22.406	55.867	(1) 77.83		10:13:26.765
11 -	33.624	23.126	56.750	76.62	0.883	10:14:23.515

P10 53 GP Mark WHITING		Yamaha TZ250 - Mark whiting				
IDEAL LAP TIME : 56.324		BEST LAP TIME : 56.324		DIFFERENCE : 0.000		
LAP	SECTOR 1	SECTOR 2	LAP TIME	MPH	DIFF	TIME OF DAY
1 -	37.196	23.289	1:00.485	71.89	4.161	10:05:06.281
2 -	35.082	22.792	57.874	75.13	1.550	10:06:04.155
3 -	34.646	23.812	58.458	74.38	2.134	10:07:02.613
4 -	34.121	22.858	56.979	76.31	0.655	10:07:59.592
5 -	34.045	22.279	56.324	(1) 77.20		10:08:55.916
6 -	34.137	22.386	56.523	(2) 76.93	0.199	10:09:52.439
7 -	34.376	22.472	56.848	(3) 76.49	0.524	10:10:49.287

P11 13 GP Doug EDMONDSON		Yamaha TZ250 - Kieran Lewis				
IDEAL LAP TIME : 56.393		BEST LAP TIME : 56.393		DIFFERENCE : 0.000		
LAP	SECTOR 1	SECTOR 2	LAP TIME	MPH	DIFF	TIME OF DAY
1 -	38.313	24.351	1:02.664	69.39	6.271	10:04:50.480
2 -	36.372	24.162	1:00.534	71.83	4.141	10:05:51.014
3 -	35.754	23.257	59.011	73.69	2.618	10:06:50.025
4 -	34.953	23.226	58.179	74.74	1.786	10:07:48.204
5 -	34.519	22.910	57.429	75.72	1.036	10:08:45.633
6 -	34.409	24.007	58.416	74.44	2.023	10:09:44.049
7 -	33.951	22.907	56.858	76.48	0.465	10:10:40.907
8 -	33.801	22.913	56.714	(3) 76.67	0.321	10:11:37.621
9 -	33.682	22.711	56.393	(1) 77.11		10:12:34.014
10 -	33.692	22.853	56.545	(2) 76.90	0.152	10:13:30.559

P12 152 S Sean GOLDSMITH		Honda NC30 - Vanguard motorsport				
IDEAL LAP TIME : 56.996		BEST LAP TIME : 57.168		DIFFERENCE : 0.172		
LAP	SECTOR 1	SECTOR 2	LAP TIME	MPH	DIFF	TIME OF DAY
1 -	OUTLAP	24.487	1:06.047	65.84	8.879	10:06:52.283
2 -	35.099	23.158	58.257	74.64	1.089	10:07:50.540
3 -	34.463	22.705	57.168	(1) 76.06		10:08:47.708
4 -	34.633	22.631	57.264	(3) 75.93	0.096	10:09:44.972
5 -	34.696	22.533	57.229	(2) 75.98	0.061	10:10:42.201
6 -	34.890	22.745	57.635	75.45	0.467	10:11:39.836

BMCRC - MRO Championships 2023 - Rnd 1 @ Brands Hatch Indy

BMCRC Formula 400 & INTA Motorcycles Blue Haze GP 2-Stroke

QUALIFYING - SECTOR ANALYSIS



SECTOR 1 = FL to I1, SECTOR 2 = I1 to FL, DIFF = Difference To Personal Best Lap, P = Crossed Finish Line in Pit Lane, D = Time Disallowed

P13 123 S/R		Mark GALLAGHER		Honda RVF 400 -		
IDEAL LAP TIME : 57.318		BEST LAP TIME : 57.318		DIFFERENCE : 0.000		
LAP	SECTOR 1	SECTOR 2	LAP TIME	MPH	DIFF	TIME OF DAY
1 -	OUTLAP	26.074	1:12.815	59.72	15.497	10:07:03.002
2 -	37.878	24.089	1:01.967	70.17	4.649	10:08:04.969
3 -	36.627	23.806	1:00.433	71.95	3.115	10:09:05.402
4 -	34.937	22.909	57.846 (3)	75.17	0.528	10:10:03.248
5 -	34.833	22.982	57.815 (2)	75.21	0.497	10:11:01.063
6 -	35.069	22.980	58.049	74.91	0.731	10:11:59.112
7 -	34.984	23.343	58.327	74.55	1.009	10:12:57.439
8 -	34.752	22.566	57.318 (1)	75.86		10:13:54.757
9 -	35.302	22.960	58.262	74.63	0.944	10:14:53.019
10 -	35.023	23.162	58.185	74.73	0.867	10:15:51.204

P14 25 M		Haydon SMITH		Kawasaki ZXR400 - HI-Precision Engineering Ltd		
IDEAL LAP TIME : 57.063		BEST LAP TIME : 57.423		DIFFERENCE : 0.360		
LAP	SECTOR 1	SECTOR 2	LAP TIME	MPH	DIFF	TIME OF DAY
1 -	37.984	23.867	1:01.851	70.30	4.428	10:04:31.664
2 -	35.371	23.166	58.537	74.28	1.114	10:05:30.201
3 -	36.004	22.824	58.828	73.92	1.405	10:06:29.029
4 -	35.180	22.903	58.083	74.86	0.660	10:07:27.112
5 -	34.748	23.039	57.787 (3)	75.25	0.364	10:08:24.899
6 -	35.210	23.333	58.543	74.28	1.120	10:09:23.442
7 -	34.831	22.592	57.423 (1)	75.72		10:10:20.865
8 -	35.080	22.378	57.458 (2)	75.68	0.035	10:11:18.323
9 -	34.685	23.389	58.074	74.88	0.651	10:12:16.397

P15 39 S		Aaron MONK		Kawasaki NINJA 400 - flyaspitfire.co.uk		
IDEAL LAP TIME : 57.249		BEST LAP TIME : 57.514		DIFFERENCE : 0.265		
LAP	SECTOR 1	SECTOR 2	LAP TIME	MPH	DIFF	TIME OF DAY
1 -	37.931	24.331	1:02.262	69.84	4.748	10:04:31.041
2 -	36.478	23.819	1:00.297	72.11	2.783	10:05:31.338
3 -	36.555	24.304	1:00.859	71.45	3.345	10:06:32.197
4 -	35.304	23.483	58.787	73.97	1.273	10:07:30.984
5 -	35.576	23.203	58.779	73.98	1.265	10:08:29.763
6 -	34.787	23.392	58.179	74.74	0.665	10:09:27.942
7 -	34.512	23.883	58.395	74.46	0.881	10:10:26.337
8 -	34.504	23.230	57.734	75.32	0.220	10:11:24.071
9 -	34.436	23.078	57.514 (1)	75.60		10:12:21.585
10 -	35.072	24.222	59.294	73.33	1.780	10:13:20.879
11 -	34.606	23.116	57.722 (3)	75.33	0.208	10:14:18.601
12 -	34.171	23.398	57.569 (2)	75.53	0.055	10:15:16.170

P16 65 M		Andrew MOXON		Aprilia RS 250 - Vanguard MSport Uckfield + DART Msport		
IDEAL LAP TIME : 57.872		BEST LAP TIME : 57.872		DIFFERENCE : 0.000		
LAP	SECTOR 1	SECTOR 2	LAP TIME	MPH	DIFF	TIME OF DAY
1 -	OUTLAP	25.361	1:08.610	63.38	10.738	10:06:23.978
2 -	37.703	23.389	1:01.092	71.18	3.220	10:07:25.070
3 -	36.170	23.169	59.339	73.28	1.467	10:08:24.409
4 -	35.593	23.181	58.774 (3)	73.98	0.902	10:09:23.183
5 -	35.958	23.032	58.990	73.71	1.118	10:10:22.173
6 -	34.884	22.988	57.872 (1)	75.14		10:11:20.045
7 -	35.215	23.332	58.547 (2)	74.27	0.675	10:12:18.592
8 -	35.335	23.540	58.875	73.86	1.003	10:13:17.467

BMCRC - MRO Championships 2023 - Rnd 1 @ Brands Hatch Indy

BMCRC Formula 400 & INTA Motorcycles Blue Haze GP 2-Stroke

QUALIFYING - SECTOR ANALYSIS



SECTOR 1 = FL to I1, SECTOR 2 = I1 to FL, DIFF = Difference To Personal Best Lap, P = Crossed Finish Line in Pit Lane, D = Time Disallowed

P17 16 S		Alan MAJOR		Kawasaki ZXR400 - Major Performance Developments			
IDEAL LAP TIME : 58.696		BEST LAP TIME : 58.696		DIFFERENCE : 0.000			
LAP	SECTOR 1	SECTOR 2	LAP TIME	MPH	DIFF	TIME OF DAY	
1 -	43.834	27.639	1:11.473	60.84	12.777	10:05:11.507	
2 -	40.666	25.980	1:06.646	65.24	7.950	10:06:18.153	
3 -	38.543	24.832	1:03.375	68.61	4.679	10:07:21.528	
4 -	37.262	24.794	1:02.056	70.07	3.360	10:08:23.584	
5 -	38.252	24.372	1:02.624	69.43	3.928	10:09:26.208	
6 -	36.090	24.101	1:00.191	72.24	1.495	10:10:26.399	
7 -	36.925	24.139	1:01.064	71.21	2.368	10:11:27.463	
8 -	35.566	23.892	59.458 (2)	73.13	0.762	10:12:26.921	
9 -	35.487	24.232	59.719 (3)	72.81	1.023	10:13:26.640	
10 -	36.336	24.462	1:00.798	71.52	2.102	10:14:27.438	
11 -	35.834	23.912	59.746	72.78	1.050	10:15:27.184	
12 -	34.965	23.731	58.696 (1)	74.08		10:16:25.880	

P18 90 S		Steve RAPA		Honda RVF400 (BRUCE) - My Own Fair Hands			
IDEAL LAP TIME : 58.740		BEST LAP TIME : 58.740		DIFFERENCE : 0.000			
LAP	SECTOR 1	SECTOR 2	LAP TIME	MPH	DIFF	TIME OF DAY	
1 -	OUTLAP	26.945	1:16.871	56.57	18.131	10:07:05.371	
2 -	40.011	25.398	1:05.409	66.48	6.669	10:08:10.780	
3 -	39.448	24.757	1:04.205	67.72	5.465	10:09:14.985	
4 -	37.201	23.716	1:00.917	71.38	2.177	10:10:15.902	
5 -	36.551	24.010	1:00.561	71.80	1.821	10:11:16.463	
6 -	35.720	23.920	59.640 (3)	72.91	0.900	10:12:16.103	
7 -	36.166	24.927	1:01.093	71.18	2.353	10:13:17.196	
8 -	35.600	24.196	59.796	72.72	1.056	10:14:16.992	
9 -	35.356	23.384	58.740 (1)	74.03		10:15:15.732	
10 -	35.434	23.574	59.008 (2)	73.69	0.268	10:16:14.740	

P19 97 S		Nicholas TAIG		Honda VFR400 NC30 - RST, Bell Helmets UK			
IDEAL LAP TIME : 59.290		BEST LAP TIME : 59.354		DIFFERENCE : 0.064			
LAP	SECTOR 1	SECTOR 2	LAP TIME	MPH	DIFF	TIME OF DAY	
1 -			1:02.731	69.32	3.377	10:04:32.896	
2 -			1:00.315 (3)	72.09	0.961	10:05:33.211	
3 -	35.961	24.586	1:00.547	71.82	1.193	10:06:33.758	
4 -	36.935	23.486	1:00.421	71.97	1.067	10:07:34.179	
5 -	37.326	24.167	1:01.493	70.71	2.139	10:08:35.672	
6 -			59.354 (1)	73.26		10:09:35.026	
7 -	36.298	23.329	59.627 (2)	72.93	0.273	10:10:34.653	

P20 10 S		Mike BRUNSDON		Kawasaki NINJA 400 - Pure Moto - SHAD UK			
IDEAL LAP TIME : 59.371		BEST LAP TIME : 59.371		DIFFERENCE : 0.000			
LAP	SECTOR 1	SECTOR 2	LAP TIME	MPH	DIFF	TIME OF DAY	
1 -	38.473	24.749	1:03.222	68.78	3.851	10:05:08.275	
2 -	36.226	24.091	1:00.317	72.09	0.946	10:06:08.592	
3 -	35.965	24.112	1:00.077	72.38	0.706	10:07:08.669	
4 -	37.184	25.048	1:02.232	69.87	2.861	10:08:10.901	
5 -	37.627	24.786	1:02.413	69.67	3.042	10:09:13.314	
6 -	35.947	24.021	59.968 (2)	72.51	0.597	10:10:13.282	
7 -	36.045	24.010	1:00.055	72.41	0.684	10:11:13.337	
8 -	38.335	24.945	1:03.280	68.72	3.909	10:12:16.617	
9 -	36.774	24.842	1:01.616	70.57	2.245	10:13:18.233	
10 -	36.039	24.802	1:00.841	71.47	1.470	10:14:19.074	
11 -	35.534	23.837	59.371 (1)	73.24		10:15:18.445	
12 -	35.584	24.454	1:00.038 (3)	72.43	0.667	10:16:18.483	

BMCRC - MRO Championships 2023 - Rnd 1 @ Brands Hatch Indy

BMCRC Formula 400 & INTA Motorcycles Blue Haze GP 2-Stroke

QUALIFYING - SECTOR ANALYSIS



SECTOR 1 = FL to I1, SECTOR 2 = I1 to FL, DIFF = Difference To Personal Best Lap, P = Crossed Finish Line in Pit Lane, D = Time Disallowed

P21 186 S		Steve RICHARDS		Kawasaki ZXR400 -			
IDEAL LAP TIME : 1:00.193		BEST LAP TIME : 1:00.193		DIFFERENCE : 0.000			
LAP	SECTOR 1	SECTOR 2	LAP TIME	MPH	DIFF	TIME OF DAY	
1 -	40.462	24.775	1:05.237	66.65	5.044	10:04:34.278	
2 -	37.568	24.502	1:02.070	70.05	1.877	10:05:36.348	
3 -	37.531	24.659	1:02.190	69.92	1.997	10:06:38.538	
4 -	37.471	24.374	1:01.845	70.31	1.652	10:07:40.383	
5 -	36.659	24.255	1:00.914	71.38	0.721	10:08:41.297	
6 -	38.390	25.096	1:03.486	68.49	3.293	10:09:44.783	
7 -	37.471	23.946	1:01.417	70.80	1.224	10:10:46.200	
8 -	36.439	24.194	1:00.633 (2)	71.72	0.440	10:11:46.833	
9 -	36.946	24.140	1:01.086	71.18	0.893	10:12:47.919	
10 -	36.406	24.316	1:00.722 (3)	71.61	0.529	10:13:48.641	
11 -	36.723	24.250	1:00.973	71.32	0.780	10:14:49.614	
12 -	36.342	23.851	1:00.193 (1)	72.24		10:15:49.807	

P22 23 M		Joe ELLIS		Kawasaki EX 400 - Jpr			
IDEAL LAP TIME :		BEST LAP TIME : 1:00.543		DIFFERENCE :			
LAP	SECTOR 1	SECTOR 2	LAP TIME	MPH	DIFF	TIME OF DAY	
1 -			1:06.032	65.85	5.489	10:07:52.506	
2 -			2:05.621	34.61	1:05.078	10:09:58.127	
3 -			1:01.529	70.67	0.986	10:10:59.656	
4 -			1:02.164	69.95	1.621	10:12:01.820	
5 -			1:00.653 (2)	71.69	0.110	10:13:02.473	
6 -			1:00.543 (1)	71.82		10:14:03.016	
7 -			1:00.920 (3)	71.38	0.377	10:15:03.936	
8 -			1:03.277	68.72	2.734	10:16:07.213	

P23 77 GP		Andrew GLASGOW		Yamaha TZ250 5KE - Hiab service (hw) ltd			
IDEAL LAP TIME : 1:00.754		BEST LAP TIME : 1:00.754		DIFFERENCE : 0.000			
LAP	SECTOR 1	SECTOR 2	LAP TIME	MPH	DIFF	TIME OF DAY	
1 -	OUTLAP	24.796	1:08.521	63.46	7.767	10:06:32.611	
2 -	36.247	24.507	1:00.754 (1)	71.57		10:07:33.365	
3 -	38.751	26.302	1:05.053 (2)	66.84	4.299	10:08:38.418	
4 -	38.069	IN PIT	2:16.566 P	31.84	1:15.812	10:10:54.984	
5 -	OUTLAP	24.816	1:10.643	61.55	9.889	10:12:05.627	

P24 70 S		Andrew BURSCOUGH		Yamaha YPVS 350 - Mad biker designs/Martitanium			
IDEAL LAP TIME : 1:00.366		BEST LAP TIME : 1:00.916		DIFFERENCE : 0.550			
LAP	SECTOR 1	SECTOR 2	LAP TIME	MPH	DIFF	TIME OF DAY	
1 -	OUTLAP	27.011	1:18.252	55.57	17.336	10:08:09.609	
2 -	40.238	24.912	1:05.150	66.74	4.234	10:09:14.759	
3 -	38.966	24.225	1:03.191	68.81	2.275	10:10:17.950	
4 -	39.183	24.495	1:03.678	68.29	2.762	10:11:21.628	
5 -	37.654	24.348	1:02.002	70.13	1.086	10:12:23.630	
6 -	37.797	23.910	1:01.707 (3)	70.47	0.791	10:13:25.337	
7 -	36.885	24.456	1:01.341 (2)	70.89	0.425	10:14:26.678	
8 -	39.006	24.830	1:03.836	68.12	2.920	10:15:30.514	
9 -	37.435	23.481	1:00.916 (1)	71.38		10:16:31.430	

BMCRC - MRO Championships 2023 - Rnd 1 @ Brands Hatch Indy

BMCRC Formula 400 & INTA Motorcycles Blue Haze GP 2-Stroke

QUALIFYING - SECTOR ANALYSIS



SECTOR 1 = FL to I1, SECTOR 2 = I1 to FL, DIFF = Difference To Personal Best Lap, P = Crossed Finish Line in Pit Lane, D = Time Disallowed

P25 88 GP		George PRINOS		Yamaha TZ250 - KAPPA PLANNING LTD			
IDEAL LAP TIME : 1:00.992		BEST LAP TIME : 1:01.095		DIFFERENCE : 0.103			
LAP	SECTOR 1	SECTOR 2	LAP TIME	MPH	DIFF	TIME OF DAY	
1 -	OUTLAP	26.607	1:12.307	60.14	11.212	10:08:38.260	
2 -	40.875	25.508	1:06.383	65.50	5.288	10:09:44.643	
3 -	39.377	24.555	1:03.932	68.01	2.837	10:10:48.575	
4 -	37.798	24.813	1:02.611	69.45	1.516	10:11:51.186	
5 -	38.310	23.847	1:02.157 (3)	69.96	1.062	10:12:53.343	
6 -	37.145	23.950	1:01.095 (1)	71.17		10:13:54.438	
7 -	37.202	23.919	1:01.121 (2)	71.14	0.026	10:14:55.559	
8 -	38.247	24.036	1:02.283	69.82	1.188	10:15:57.842	

P26 24 S		Harley GODZISZ		Honda NC30 - SonicRacing.co.uk			
IDEAL LAP TIME : 1:01.608		BEST LAP TIME : 1:01.608		DIFFERENCE : 0.000			
LAP	SECTOR 1	SECTOR 2	LAP TIME	MPH	DIFF	TIME OF DAY	
1 -	OUTLAP	IN PIT	3:04.970 P	23.50	2:03.362	10:08:07.106	
2 -	OUTLAP	25.415	1:06.191	65.69	4.583	10:09:13.297	
3 -	37.218	24.550	1:01.768 (2)	70.40	0.160	10:10:15.065	
4 -	37.157	25.144	1:02.301 (3)	69.79	0.693	10:11:17.366	
5 -	37.089	24.519	1:01.608 (1)	70.58		10:12:18.974	
6 -	37.381	25.918	1:03.299	68.69	1.691	10:13:22.273	
7 -	38.611	25.559	1:04.170	67.76	2.562	10:14:26.443	

P27 162 S		Darren COOPER		Yamaha TZR250 - Twistgrip Motorcycles			
IDEAL LAP TIME : 1:03.137		BEST LAP TIME : 1:03.300		DIFFERENCE : 0.163			
LAP	SECTOR 1	SECTOR 2	LAP TIME	MPH	DIFF	TIME OF DAY	
1 -	42.739	27.413	1:10.152	61.98	6.852	10:04:45.459	
2 -	40.327	25.997	1:06.324	65.56	3.024	10:05:51.783	
3 -	38.619	26.230	1:04.849	67.05	1.549	10:06:56.632	
4 -	40.106	25.488	1:05.594	66.29	2.294	10:08:02.226	
5 -	38.801	25.250	1:04.051	67.89	0.751	10:09:06.277	
6 -	38.101	25.199	1:03.300 (1)	68.69		10:10:09.577	
7 -	37.938	25.574	1:03.512 (2)	68.46	0.212	10:11:13.089	
8 -	38.262	25.511	1:03.773 (3)	68.18	0.473	10:12:16.862	
9 -	38.152	25.771	1:03.923	68.02	0.623	10:13:20.785	

BMCRC - MRO Championships 2023 - Rnd 1 @ Brands Hatch Indy

BMCRC Formula 400 & INTA Motorcycles Blue Haze GP 2-Stroke

QUALIFYING - BEST SECTORS

SECTOR 1			SECTOR 2			IDEAL / BEST COMPARISON						
POS	NO	NAME	TIME	NO	NAME	TIME	POS	NO	NAME	IDEAL	BEST	DIFF
									PERFECT LAP	53.917		
1	75	JOHNSON	32.449	45	ELLIS	21.468	1	75	JOHNSON	54.338	54.338	0.000
2	151	SMITH	32.784	4	SEATH	21.648	2	4	SEATH	54.549	54.731	0.182
3	4	SEATH	32.901	3	BARRETT	21.773	3	151	SMITH	54.756	54.885	0.129
4	95	MARSHALL	32.981	2	GILL	21.816	4	3	BARRETT	54.861	54.861	0.000
5	3	BARRETT	33.088	75	JOHNSON	21.889	5	95	MARSHALL	55.026	55.026	0.000
6	71	HARDY	33.222	151	SMITH	21.972	6	45	ELLIS	55.045	55.388	0.343
7	2	GILL	33.364	95	MARSHALL	22.045	7	2	GILL	55.180	55.180	0.000
8	87	DORLING	33.461	53	WHITING	22.279	8	71	HARDY	55.664	55.836	0.172
9	45	ELLIS	33.577	25	SMITH	22.378	9	87	DORLING	55.867	55.867	0.000
10	13	EDMONDSON	33.682	87	DORLING	22.406	10	53	WHITING	56.324	56.324	0.000
11	53	WHITING	34.045	71	HARDY	22.442	11	13	EDMONDSON	56.393	56.393	0.000
12	39	MONK	34.171	152	GOLDSMITH	22.533	12	152	GOLDSMITH	56.996	57.168	0.172
13	152	GOLDSMITH	34.463	123	GALLAGHER	22.566	13	25	SMITH	57.063	57.423	0.360
14	25	SMITH	34.685	13	EDMONDSON	22.711	14	39	MONK	57.249	57.514	0.265
15	123	GALLAGHER	34.752	65	MOXON	22.988	15	123	GALLAGHER	57.318	57.318	0.000
16	65	MOXON	34.884	39	MONK	23.078	16	65	MOXON	57.872	57.872	0.000
17	16	MAJOR	34.965	97	TAIG	23.329	17	16	MAJOR	58.696	58.696	0.000
18	90	RAPA	35.356	90	RAPA	23.384	18	90	RAPA	58.740	58.740	0.000
19	10	BRUNSDON	35.534	70	BURSCOUGH	23.481	19	97	TAIG	59.290	59.354	0.064
20	97	TAIG	35.961	16	MAJOR	23.731	20	10	BRUNSDON	59.371	59.371	0.000
21	77	GLASGOW	36.247	10	BRUNSDON	23.837	21	186	RICHARDS	1:00.193	1:00.193	0.000
22	186	RICHARDS	36.342	88	PRINOS	23.847	22	70	BURSCOUGH	1:00.366	1:00.916	0.550
23	70	BURSCOUGH	36.885	186	RICHARDS	23.851	23	77	GLASGOW	1:00.754	1:00.754	0.000
24	24	GODZISZ	37.089	77	GLASGOW	24.507	24	88	PRINOS	1:00.992	1:01.095	0.103
25	88	PRINOS	37.145	24	GODZISZ	24.519	25	24	GODZISZ	1:01.608	1:01.608	0.000
26	162	COOPER	37.938	162	COOPER	25.199	26	162	COOPER	1:03.137	1:03.300	0.163
27							27	23	ELLIS		1:00.543	

BMCRC - MRO Championships 2023 - Rnd 1 @ Brands Hatch Indy
BMCRC Formula 400 & INTA Motorcycles Blue Haze GP 2-Stroke
QUALIFYING - STATISTICS

Competitors Started 27
Planned Start 2023-03-11 @ 10:08:00.000
Actual Start 2023-03-11 @ 10:02:52.461
Finish Time 2023-03-11 @ 10:15:34.023
Track Length 1.2079mi.
Total Laps 262
Total Distance Covered 316.4817mi.

Session Fastest Lap History

NO	CL	NAME	LAP TIME	TIME OF DAY	LAP	VEHICLE
87	S	Felix DORLING	59.961	10:04:21.166	1	Kawasaki NINJA 400
95	S	Greg MARSHALL	59.447	10:04:35.754	1	Kawasaki NINJA 400
87	S	Felix DORLING	58.550	10:05:19.716	2	Kawasaki NINJA 400
25	M	Haydon SMITH	58.537	10:05:30.212	2	Kawasaki ZXR400
95	S	Greg MARSHALL	57.920	10:05:33.675	2	Kawasaki NINJA 400
2	M	Andrew GILL	57.423	10:05:55.549	2	Kawasaki ZXR400
151	S	Nick SMITH	57.132	10:06:48.632	3	Kawasaki ZXR400
2	M	Andrew GILL	56.640	10:06:52.188	3	Kawasaki ZXR400
45	GP	Phil ELLIS	56.241	10:07:13.447	3	Yamaha TZ250 4TW
2	M	Andrew GILL	56.059	10:07:48.225	4	Kawasaki ZXR400
75	GP	Anthony JOHNSON	55.831	10:08:12.173	3	Yamaha TZ250
2	M	Andrew GILL	55.551	10:08:43.797	5	Kawasaki ZXR400
75	GP	Anthony JOHNSON	55.120	10:10:59.370	6	Yamaha TZ250
75	GP	Anthony JOHNSON	54.338	10:11:53.719	7	Yamaha TZ250

Flag History

TYPE	TIME OF DAY
GREEN	10:02:52.461
FINISH	10:15:34.023

Flag Statistics

TYPE	COUNT	TOTAL LAPS	TOTAL TIME
Green	1	13	13:42.401
Red	0	0	0.000
Safety Car	0	0	0.000
FCY	0	0	0.000

BMCRC - MRO Championships 2023 - Rnd 1 @ Brands Hatch Indy

BMCRC Formula 400 & INTA Motorcycles Blue Haze GP 2-Stroke

QUALIFYING - STATISTICS

CLASS : M

5 Starters

Fastest Lap History

NO	NAME	LAP TIME	TIME OF DAY	LAP	VEHICLE
25	Haydon SMITH	1:01.851	10:04:31.674	1	Kawasaki ZXR400
2	Andrew GILL	1:01.167	10:04:58.125	1	Kawasaki ZXR400
25	Haydon SMITH	58.537	10:05:30.212	2	Kawasaki ZXR400
2	Andrew GILL	57.423	10:05:55.549	2	Kawasaki ZXR400
2	Andrew GILL	56.640	10:06:52.188	3	Kawasaki ZXR400
2	Andrew GILL	56.059	10:07:48.225	4	Kawasaki ZXR400
2	Andrew GILL	55.551	10:08:43.797	5	Kawasaki ZXR400
2	Andrew GILL	55.180	10:12:28.423	9	Kawasaki ZXR400
4	James SEATH	54.745	10:14:48.897	11	Kawasaki ZXR400 L9
4	James SEATH	54.731	10:15:43.628	12	Kawasaki ZXR400 L9

BMCRC - MRO Championships 2023 - Rnd 1 @ Brands Hatch Indy

BMCRC Formula 400 & INTA Motorcycles Blue Haze GP 2-Stroke

QUALIFYING - STATISTICS

CLASS : S

14 Starters

Fastest Lap History

NO	NAME	LAP TIME	TIME OF DAY	LAP	VEHICLE
87	Felix DORLING	59.961	10:04:21.166	1	Kawasaki NINJA 400
95	Greg MARSHALL	59.447	10:04:35.754	1	Kawasaki NINJA 400
87	Felix DORLING	58.550	10:05:19.716	2	Kawasaki NINJA 400
95	Greg MARSHALL	57.920	10:05:33.675	2	Kawasaki NINJA 400
151	Nick SMITH	57.132	10:06:48.632	3	Kawasaki ZXR400
95	Greg MARSHALL	56.312	10:07:28.573	4	Kawasaki NINJA 400
151	Nick SMITH	56.305	10:07:44.937	4	Kawasaki ZXR400
151	Nick SMITH	56.064	10:08:41.002	5	Kawasaki ZXR400
151	Nick SMITH	55.919	10:09:36.921	6	Kawasaki ZXR400
151	Nick SMITH	55.138	10:11:28.069	8	Kawasaki ZXR400
151	Nick SMITH	54.885	10:15:10.911	12	Kawasaki ZXR400

BMCRC - MRO Championships 2023 - Rnd 1 @ Brands Hatch Indy

BMCRC Formula 400 & INTA Motorcycles Blue Haze GP 2-Stroke

QUALIFYING - STATISTICS

CLASS : S/R

1 Starters

Fastest Lap History

NO	NAME	LAP TIME	TIME OF DAY	LAP	VEHICLE
123	Mark GALLAGHER	1:01.967	10:08:04.982	2	Honda RVF 400
123	Mark GALLAGHER	1:00.433	10:09:05.414	3	Honda RVF 400
123	Mark GALLAGHER	57.846	10:10:03.260	4	Honda RVF 400
123	Mark GALLAGHER	57.815	10:11:01.076	5	Honda RVF 400
123	Mark GALLAGHER	57.318	10:13:54.769	8	Honda RVF 400

BMCRC - MRO Championships 2023 - Rnd 1 @ Brands Hatch Indy

BMCRC Formula 400 & INTA Motorcycles Blue Haze GP 2-Stroke

QUALIFYING - STATISTICS

CLASS : GP

7 Starters

Fastest Lap History

NO	NAME	LAP TIME	TIME OF DAY	LAP	VEHICLE
13	Doug EDMONDSON	1:02.664	10:04:50.487	1	Yamaha TZ250
53	Mark WHITING	1:00.485	10:05:06.290	1	Yamaha TZ250
53	Mark WHITING	57.874	10:06:04.164	2	Yamaha TZ250
45	Phil ELLIS	56.241	10:07:13.447	3	Yamaha TZ250 4TW
75	Anthony JOHNSON	55.831	10:08:12.173	3	Yamaha TZ250
75	Anthony JOHNSON	55.643	10:10:04.250	5	Yamaha TZ250
75	Anthony JOHNSON	55.120	10:10:59.370	6	Yamaha TZ250
75	Anthony JOHNSON	54.338	10:11:53.719	7	Yamaha TZ250

BMCRC - MRO Championships 2023 - Rnd 1 @ Brands Hatch Indy
BMCRC Formula 400 & INTA Motorcycles Blue Haze GP 2-Stroke
RACE 5 - GRID (9 Laps)

ROW 11	33		32		31	187 Scott DERMOTT
ROW 10	30	44 Liam ARMITAGE	29	22 Rik BALLERINI	28	8 Phil ATKINSON
ROW 9	27	1:03.300 162 Darren COOPER	26	1:01.608 24 Harley GODZISZ	25	1:01.095 88 George PRINOS
ROW 8	24	1:00.916 70 Andrew BURSCOUGH	23	1:00.754 77 Andrew GLASGOW	22	1:00.543 23 Joe ELLIS
ROW 7	21	1:00.193 186 Steve RICHARDS	20	59.371 10 Mike BRUNSDON	19	59.354 97 Nicholas TAIG
ROW 6	18	58.740 90 Steve RAPA	17	58.696 16 Alan MAJOR	16	57.872 65 Andrew MOXON
ROW 5	15	57.514 39 Aaron MONK	14	57.423 25 Haydon SMITH	13	57.318 123 Mark GALLAGHER
ROW 4	12	57.168 152 Sean GOLDSMITH	11	56.393 13 Doug EDMONDSON	10	56.324 53 Mark WHITING
ROW 3	9	55.867 87 Felix DORLING	8	55.836 71 Maximus HARDY	7	55.388 45 Phil ELLIS
ROW 2	6	55.180 2 Andrew GILL	5	55.026 95 Greg MARSHALL	4	54.885 151 Nick SMITH
ROW 1	3	54.861 3 Tom BARRETT	2	54.731 4 James SEATH	1	54.338 75 Anthony JOHNSON

Pole

Brands Hatch Indy: 1.2079 miles

These results are provisional until the conclusion of any judicial and technical matters.

Clerk Of Course :	Stewards :	Timekeeper : Craig Smith
-------------------	------------	--------------------------

Results can be found at www.tsl-timing.com

Printed - 10:18 Saturday, 11 March 2023



BMCRC - MRO Championships 2023 - Rnd 1 @ Brands Hatch Indy
BMCRC Formula 400 & INTA Motorcycles Blue Haze GP 2-Stroke
RACE 5 - CLASSIFICATION

POS	NO	CL	PIC NAME	ENTRY	LAPS	TIME	GAP	DIFF	MPH	BEST	ON
1	75	GP	1 Anthony JOHNSON	Yamaha TZ250 - INTA MOTORCYCLE SERVICES L	5	4:32.579			79.76	52.910	5
2	151	S	1 Nick SMITH	Kawasaki ZXR400 - Hi-Precision Engineering Ltd	5	4:35.130	2.551	2.551	79.02	53.463	4
3	2	M	1 Andrew GILL	Kawasaki ZXR400 -	5	4:37.465	4.886	2.335	78.36	53.640	5
4	45	GP	2 Phil ELLIS	Yamaha TZ250 4TW -	5	4:39.188	6.609	1.723	77.87	54.241	4
5	53	GP	3 Mark WHITING	Yamaha TZ250 - Mark whiting	5	4:39.269	6.690	0.081	77.85	54.350	4
6	71	S	2 Maximus HARDY	Kawasaki NINJA 400 - DAD	5	4:40.269	7.690	1.000	77.57	54.051	5
7	87	S	3 Felix DORLING	Kawasaki NINJA 400 - Kernow Controls	5	4:40.375	7.796	0.106	77.54	54.268	5
8	95	S	4 Greg MARSHALL	Kawasaki NINJA 400 - Mum & Dad; HEL Performanc	5	4:40.511	7.932	0.136	77.51	54.104	5
9	13	GP	4 Doug EDMONDSON	Yamaha TZ250 - Kieran Lewis	5	4:43.517	10.938	3.006	76.69	54.987	4
10	3	GP	5 Tom BARRETT	Honda RS250 - The Two Stroke Workshop	5	4:43.552	10.973	0.035	76.68	55.052	4
11	152	S	5 Sean GOLDSMITH	Honda NC30 - Vanguard motorsport	5	4:47.272	14.693	3.720	75.68	55.875	3
12	16	S	6 Alan MAJOR	Kawasaki ZXR400 - Major Performance Developmer	5	4:47.353	14.774	0.081	75.66	55.268	4
13	4	M	2 James SEATH	Kawasaki ZXR400 L9 - Ovenden Earthmoving	5	4:47.842	15.263	0.489	75.53	53.865	5
14	123	S/R	1 Mark GALLAGHER	Honda RVF 400 -	5	4:50.344	17.765	2.502	74.88	56.186	5
15	23	M	3 Joe ELLIS	Kawasaki EX 400 - Jpr	5	4:55.341	22.762	4.997	73.62	56.856	5
16	77	GP	6 Andrew GLASGOW	Yamaha TZ250 5KE - Hiab service (hw) ltd	5	4:55.386	22.807	0.045	73.60	56.703	5
17	90	S	7 Steve RAPA	Honda RVF400 (BRUCE) - My Own Fair Hands	5	4:57.634	25.055	2.248	73.05	57.123	2
18	186	S	8 Steve RICHARDS	Kawasaki ZXR400 -	5	5:00.213	27.634	2.579	72.42	58.372	3
19	88	GP	7 George PRINOS	Yamaha TZ250 - KAPPA PLANNING LTD	5	5:00.779	28.200	0.566	72.28	57.670	4
20	39	S	9 Aaron MONK	Kawasaki NINJA 400 - flyaspitfire.co.uk	5	5:01.350	28.771	0.571	72.15	57.829	4
21	97	S	10 Nicholas TAIG	Honda VFR400 NC30 - RST, Bell Helmets UK	5	5:03.235	30.656	1.885	71.70	58.427	3
22	24	S	11 Harley GODZISZ	Honda NC30 - SonicRacing.co.uk	5	5:06.799	34.220	3.564	70.87	58.648	3
23	10*	S	12 Mike BRUNSDON	Kawasaki NINJA 400 - Pure Moto - SHAD UK	5	5:20.894	48.315	14.095	67.75	59.631	4

NOT CLASSIFIED

DNF	25	M	Haydon SMITH	Kawasaki ZXR400 - HI-Precision Engineering Ltd	0
-----	----	---	--------------	--	---

FASTEST LAP

75	GP	Anthony JOHNSON	Yamaha TZ250 - INTA MOTORCYCLE SERVICES L	5	52.910	82.18 mph	132.26 kph
151	S	Nick SMITH	Kawasaki ZXR400 - Hi-Precision Engineering Ltd	4	53.463	81.33 mph	130.90 kph
2	M	Andrew GILL	Kawasaki ZXR400 -	5	53.640	81.07 mph	130.46 kph
123	S/R	Mark GALLAGHER	Honda RVF 400 -	5	56.186	77.39 mph	124.55 kph

* No. 97 - Please fit a working transponder
 * No. 10 - 10 second penalty - jump start
 Class GP - 92.5% of Race Speed = 73.77 mph
 Class S - 92.5% of Race Speed = 73.09 mph
 Class M - 92.5% of Race Speed = 72.48 mph
 Class S/R - 92.5% of Race Speed = 69.26 mph

Weather / Track : Cloudy / Dry

These results are provisional until the conclusion of any judicial and technical matters.

Race Distance: 5 Laps / 6.03 miles
 Brands Hatch Indy: 1.2079 miles
 Date: 11/03/2023 Start: 12:53 Finish: 12:58

Clerk Of Course :	Stewards :	Timekeeper : <i>Craig Smith</i>
-------------------	------------	------------------------------------

Results can be found at www.tsl-timing.com

Printed - 13:00 Saturday, 11 March 2023



BMCRC - MRO Championships 2023 - Rnd 1 @ Brands Hatch Indy

BMCRC Formula 400 & INTA Motorcycles Blue Haze GP 2-Stroke

RACE 5 - LAP CHART

LAP 1 @ 12:54:55.260

NO	BEHIND	LAP TIME
75		58.659
2	1.440	1:00.099
151	1.613	1:00.272
45	1.663	1:00.322
53	2.224	1:00.883
71	2.677	1:01.336
87	3.037	1:01.696
3	3.371	1:02.030
95	3.526	1:02.185
13	3.671	1:02.330
152	3.719	1:02.378
123	5.405	1:04.064
16	5.939	1:04.598
90	6.628	1:05.287
23	7.523	1:06.182
186	7.623	1:06.282
77	8.648	1:07.307
39	9.082	1:07.741
4	9.495	1:08.154
97	9.635	1:08.295
88	9.642	1:08.301
24	11.213	1:09.872
10	12.174	1:10.833

152	8.367	55.875
16	10.553	55.311
123	11.551	56.442
4	13.326	54.611
90	14.706	58.525
23	15.288	57.917
77	15.556	56.867
186	17.049	58.372
39	18.449	57.859
88	18.924	57.753
97	19.716	58.427
24	21.367	58.648
10	24.983	59.891

LAP 4 @ 12:57:36.270

NO	BEHIND	LAP TIME
75		53.440
151	1.748	53.463
2	4.156	54.198
45	4.595	54.241
53	5.004	54.350
87	6.438	54.854
71	6.549	54.814
95	6.738	54.361
13	8.302	54.987
3	8.521	55.052
152	11.188	56.261
16	12.381	55.268
4	14.308	54.422
123	14.489	56.378
23	18.816	56.968
77	19.014	56.898
90	20.078	58.812
186	22.095	58.486
39	22.838	57.829
88	23.154	57.670
97	25.056	58.780
24	27.122	59.195
10	31.174	59.631

LAP 2 @ 12:55:49.109

NO	BEHIND	LAP TIME
75		53.849
151	1.906	54.142
2	2.520	54.929
45	3.043	55.229
53	3.267	54.892
87	4.210	55.022
71	4.466	55.638
95	4.863	55.186
13	5.385	55.563
3	5.530	56.008
152	6.213	56.343
123	8.830	57.274
16	8.963	56.873
90	9.902	57.123
23	11.092	57.418
186	12.398	58.624
77	12.410	57.611
4	12.436	56.790
39	14.311	59.078
88	14.892	59.099
97	15.010	59.223
24	16.440	59.076
10	18.813	1:00.488

LAP 5 @ 12:58:29.180

NO	BEHIND	LAP TIME
75		52.910
151	2.551	53.713
2	4.886	53.640
45	6.609	54.924
53	6.690	54.596
71	7.690	54.051
87	7.796	54.268
95	7.932	54.104
13	10.938	55.546
3	10.973	55.362
152	14.693	56.415
16	14.774	55.303
4	15.263	53.865
123	17.765	56.186
23	22.762	56.856
77	22.807	56.703
90	25.055	57.887
186	27.634	58.449
88	28.200	57.956
39	28.771	58.843
97	30.656	58.510
24	34.220	1:00.008
10	38.315	1:00.051

LAP 3 @ 12:56:42.830

NO	BEHIND	LAP TIME
75		53.721
151	1.725	53.540
2	3.398	54.599
45	3.794	54.472
53	4.094	54.548
87	5.024	54.535
71	5.175	54.430
95	5.817	54.675
13	6.755	55.091
3	6.909	55.100

Weather / Track : Cloudy / Dry

Results can be found at www.tsl-timing.com

Brands Hatch Indy: 1.2079 miles
Date: 11/03/2023 Start: 12:53 Finish: 12:58

Printed - 13:00 Saturday, 11 March 2023

BMCRC - MRO Championships 2023 - Rnd 1 @ Brands Hatch Indy

BMCRC Formula 400 & INTA Motorcycles Blue Haze GP 2-Stroke

RACE 5 - POSITION CHART

No	Name	Lap					
		Pos	1	2	3	4	5
75	JOHNSON	1	75	75	75	75	75
4	SEATH	2	2	151	151	151	151
3	BARRETT	3	151	2	2	2	2
151	SMITH	4	45	45	45	45	45
95	MARSHALL	5	53	53	53	53	53
2	GILL	6	71	87	87	87	71
45	ELLIS	7	87	71	71	71	87
71	HARDY	8	3	95	95	95	95
87	DORLING	9	95	13	13	13	13
53	WHITING	10	13	3	3	3	3
13	EDMONDSON	11	152	152	152	152	152
152	GOLDSMITH	12	123	123	16	16	16
123	GALLAGHER	13	16	16	123	4	4
25	SMITH	14	90	90	4	123	123
39	MONK	15	23	23	90	23	23
16	MAJOR	16	186	186	23	77	77
90	RAPA	17	77	77	77	90	90
97	TAIG	18	39	4	186	186	186
10	BRUNSDON	19	4	39	39	39	88
186	RICHARDS	20	97	88	88	88	39
23	ELLIS	21	88	97	97	97	97
77	GLASGOW	22	24	24	24	24	24
88	PRINOS	23	10	10	10	10	10
24	GODZISZ	24					

BMCRC - MRO Championships 2023 - Rnd 1 @ Brands Hatch Indy

BMCRC Formula 400 & INTA Motorcycles Blue Haze GP 2-Stroke

RACE 5 - SECTOR ANALYSIS



SECTOR 1 = FL to I1, SECTOR 2 = I1 to FL, DIFF = Difference To Personal Best Lap, P = Crossed Finish Line in Pit Lane, D = Time Disallowed

P1		75 GP		Anthony JOHNSON		Yamaha TZ250 - INTA MOTORCYCLE SERVICES LTD	
IDEAL LAP TIME : 52.910		BEST LAP TIME : 52.910		DIFFERENCE : 0.000			
LAP	SECTOR 1	SECTOR 2	LAP TIME	MPH	DIFF	TIME OF DAY	
1 -		21.564	58.659	74.13	5.749	12:54:55.260	
2 -	32.178	21.671	53.849	80.75	0.939	12:55:49.109	
3 -	32.158	21.563	53.721 (3)	80.94	0.811	12:56:42.830	
4 -	31.847	21.593	53.440 (2)	81.37	0.530	12:57:36.270	
5 -	31.682	21.228	52.910 (1)	82.18		12:58:29.180	

P2		151 S		Nick SMITH		Kawasaki ZXR400 - Hi-Precision Engineering Ltd	
IDEAL LAP TIME : 53.463		BEST LAP TIME : 53.463		DIFFERENCE : 0.000			
LAP	SECTOR 1	SECTOR 2	LAP TIME	MPH	DIFF	TIME OF DAY	
1 -		21.941	1:00.272	72.14	6.809	12:54:56.873	
2 -	32.601	21.541	54.142	80.31	0.679	12:55:51.015	
3 -	32.115	21.425	53.540 (2)	81.22	0.077	12:56:44.555	
4 -	32.061	21.402	53.463 (1)	81.33		12:57:38.018	
5 -	32.107	21.606	53.713 (3)	80.95	0.250	12:58:31.731	

P3		2 M		Andrew GILL		Kawasaki ZXR400 -	
IDEAL LAP TIME : 53.640		BEST LAP TIME : 53.640		DIFFERENCE : 0.000			
LAP	SECTOR 1	SECTOR 2	LAP TIME	MPH	DIFF	TIME OF DAY	
1 -		21.985	1:00.099	72.35	6.459	12:54:56.700	
2 -	33.303	21.626	54.929	79.16	1.289	12:55:51.629	
3 -	32.683	21.916	54.599 (3)	79.64	0.959	12:56:46.228	
4 -	32.513	21.685	54.198 (2)	80.23	0.558	12:57:40.426	
5 -	32.235	21.405	53.640 (1)	81.07		12:58:34.066	

P4		45 GP		Phil ELLIS		Yamaha TZ250 4TW -	
IDEAL LAP TIME : 54.241		BEST LAP TIME : 54.241		DIFFERENCE : 0.000			
LAP	SECTOR 1	SECTOR 2	LAP TIME	MPH	DIFF	TIME OF DAY	
1 -		21.754	1:00.322	72.08	6.081	12:54:56.923	
2 -	33.495	21.734	55.229	78.73	0.988	12:55:52.152	
3 -	32.836	21.636	54.472 (2)	79.83	0.231	12:56:46.624	
4 -	32.665	21.576	54.241 (1)	80.17		12:57:40.865	
5 -	33.065	21.859	54.924 (3)	79.17	0.683	12:58:35.789	

P5		53 GP		Mark WHITING		Yamaha TZ250 - Mark whiting	
IDEAL LAP TIME : 54.237		BEST LAP TIME : 54.350		DIFFERENCE : 0.113			
LAP	SECTOR 1	SECTOR 2	LAP TIME	MPH	DIFF	TIME OF DAY	
1 -		21.524	1:00.883	71.42	6.533	12:54:57.484	
2 -	33.096	21.796	54.892	79.22	0.542	12:55:52.376	
3 -	32.801	21.747	54.548 (2)	79.72	0.198	12:56:46.924	
4 -	32.914	21.436	54.350 (1)	80.01		12:57:41.274	
5 -	33.005	21.591	54.596 (3)	79.65	0.246	12:58:35.870	

P6		71 S		Maximus HARDY		Kawasaki NINJA 400 - DAD	
IDEAL LAP TIME : 53.797		BEST LAP TIME : 54.051		DIFFERENCE : 0.254			
LAP	SECTOR 1	SECTOR 2	LAP TIME	MPH	DIFF	TIME OF DAY	
1 -		22.115	1:01.336	70.89	7.285	12:54:57.937	
2 -	33.253	22.385	55.638	78.15	1.587	12:55:53.575	
3 -	32.685	21.745	54.430 (2)	79.89	0.379	12:56:48.005	
4 -	32.840	21.974	54.814 (3)	79.33	0.763	12:57:42.819	
5 -	32.052	21.999	54.051 (1)	80.45		12:58:36.870	

BMCRC - MRO Championships 2023 - Rnd 1 @ Brands Hatch Indy

BMCRC Formula 400 & INTA Motorcycles Blue Haze GP 2-Stroke

RACE 5 - SECTOR ANALYSIS



SECTOR 1 = FL to I1, SECTOR 2 = I1 to FL, DIFF = Difference To Personal Best Lap, P = Crossed Finish Line in Pit Lane, D = Time Disallowed

P7 87 S		Felix DORLING		Kawasaki NINJA 400 - Kernow Controls		
IDEAL LAP TIME : 54.268		BEST LAP TIME : 54.268		DIFFERENCE : 0.000		
LAP	SECTOR 1	SECTOR 2	LAP TIME	MPH	DIFF	TIME OF DAY
1 -		22.291	1:01.696	70.48	7.428	12:54:58.297
2 -	32.837	22.185	55.022	79.03	0.754	12:55:53.319
3 -	32.706	21.829	54.535 (2)	79.73	0.267	12:56:47.854
4 -	32.868	21.986	54.854 (3)	79.27	0.586	12:57:42.708
5 -	32.510	21.758	54.268 (1)	80.13		12:58:36.976

P8 95 S		Greg MARSHALL		Kawasaki NINJA 400 - Mum & Dad; HEL Performance		
IDEAL LAP TIME : 54.104		BEST LAP TIME : 54.104		DIFFERENCE : 0.000		
LAP	SECTOR 1	SECTOR 2	LAP TIME	MPH	DIFF	TIME OF DAY
1 -		22.531	1:02.185	69.92	8.081	12:54:58.786
2 -	32.998	22.188	55.186	78.79	1.082	12:55:53.972
3 -	32.674	22.001	54.675 (3)	79.53	0.571	12:56:48.647
4 -	32.595	21.766	54.361 (2)	79.99	0.257	12:57:43.008
5 -	32.437	21.667	54.104 (1)	80.37		12:58:37.112

P9 13 GP		Doug EDMONDSON		Yamaha TZ250 - Kieran Lewis		
IDEAL LAP TIME : 54.968		BEST LAP TIME : 54.987		DIFFERENCE : 0.019		
LAP	SECTOR 1	SECTOR 2	LAP TIME	MPH	DIFF	TIME OF DAY
1 -		22.149	1:02.330	69.76	7.343	12:54:58.931
2 -	33.689	21.874	55.563	78.26	0.576	12:55:54.494
3 -	33.099	21.992	55.091 (2)	78.93	0.104	12:56:49.585
4 -	33.094	21.893	54.987 (1)	79.08		12:57:44.572
5 -	33.337	22.209	55.546 (3)	78.28	0.559	12:58:40.118

P10 3 GP		Tom BARRETT		Honda RS250 - The Two Stroke Workshop		
IDEAL LAP TIME : 54.849		BEST LAP TIME : 55.052		DIFFERENCE : 0.203		
LAP	SECTOR 1	SECTOR 2	LAP TIME	MPH	DIFF	TIME OF DAY
1 -		21.933	1:02.030	70.10	6.978	12:54:58.631
2 -	34.107	21.901	56.008	77.64	0.956	12:55:54.639
3 -	33.109	21.991	55.100 (2)	78.92	0.048	12:56:49.739
4 -	33.312	21.740	55.052 (1)	78.99		12:57:44.791
5 -	33.202	22.160	55.362 (3)	78.54	0.310	12:58:40.153

P11 152 S		Sean GOLDSMITH		Honda NC30 - Vanguard motorsport		
IDEAL LAP TIME : 55.875		BEST LAP TIME : 55.875		DIFFERENCE : 0.000		
LAP	SECTOR 1	SECTOR 2	LAP TIME	MPH	DIFF	TIME OF DAY
1 -		22.552	1:02.378	69.71	6.503	12:54:58.979
2 -	34.064	22.279	56.343 (3)	77.18	0.468	12:55:55.322
3 -	33.711	22.164	55.875 (1)	77.82		12:56:51.197
4 -	33.879	22.382	56.261 (2)	77.29	0.386	12:57:47.458
5 -	33.941	22.474	56.415	77.08	0.540	12:58:43.873

P12 16 S		Alan MAJOR		Kawasaki ZXR400 - Major Performance Developments		
IDEAL LAP TIME : 55.039		BEST LAP TIME : 55.268		DIFFERENCE : 0.229		
LAP	SECTOR 1	SECTOR 2	LAP TIME	MPH	DIFF	TIME OF DAY
1 -		22.720	1:04.598	67.31	9.330	12:55:01.199
2 -	34.217	22.656	56.873	76.46	1.605	12:55:58.072
3 -	32.989	22.322	55.311 (3)	78.62	0.043	12:56:53.383
4 -	32.960	22.308	55.268 (1)	78.68		12:57:48.651
5 -	33.224	22.079	55.303 (2)	78.63	0.035	12:58:43.954

BMCRC - MRO Championships 2023 - Rnd 1 @ Brands Hatch Indy

BMCRC Formula 400 & INTA Motorcycles Blue Haze GP 2-Stroke

RACE 5 - SECTOR ANALYSIS



SECTOR 1 = FL to I1, SECTOR 2 = I1 to FL, DIFF = Difference To Personal Best Lap, P = Crossed Finish Line in Pit Lane, D = Time Disallowed

P13		4 M James SEATH		Kawasaki ZXR400 L9 - Ovenden Earthmoving		
IDEAL LAP TIME : 53.865		BEST LAP TIME : 53.865		DIFFERENCE : 0.000		
LAP	SECTOR 1	SECTOR 2	LAP TIME	MPH	DIFF	TIME OF DAY
1 -		22.965	1:08.154	63.80	14.289	12:55:04.755
2 -	34.359	22.431	56.790	76.57	2.925	12:56:01.545
3 -	32.826	21.785	54.611 (3)	79.62	0.746	12:56:56.156
4 -	32.863	21.559	54.422 (2)	79.90	0.557	12:57:50.578
5 -	32.435	21.430	53.865 (1)	80.73		12:58:44.443

P14		123 S/R Mark GALLAGHER		Honda RVF 400 -		
IDEAL LAP TIME : 56.026		BEST LAP TIME : 56.186		DIFFERENCE : 0.160		
LAP	SECTOR 1	SECTOR 2	LAP TIME	MPH	DIFF	TIME OF DAY
1 -		22.675	1:04.064	67.87	7.878	12:55:00.665
2 -	34.664	22.610	57.274	75.92	1.088	12:55:57.939
3 -	34.124	22.318	56.442 (3)	77.04	0.256	12:56:54.381
4 -	34.040	22.338	56.378 (2)	77.13	0.192	12:57:50.759
5 -	33.708	22.478	56.186 (1)	77.39		12:58:46.945

P15		23 M Joe ELLIS		Kawasaki EX 400 - Jpr		
IDEAL LAP TIME : 56.825		BEST LAP TIME : 56.856		DIFFERENCE : 0.031		
LAP	SECTOR 1	SECTOR 2	LAP TIME	MPH	DIFF	TIME OF DAY
1 -		23.561	1:06.182	65.70	9.326	12:55:02.783
2 -	34.613	22.805	57.418 (3)	75.73	0.562	12:56:00.201
3 -	34.549	23.368	57.917	75.08	1.061	12:56:58.118
4 -	34.112	22.856	56.968 (2)	76.33	0.112	12:57:55.086
5 -	34.143	22.713	56.856 (1)	76.48		12:58:51.942

P16		77 GP Andrew GLASGOW		Yamaha TZ250 5KE - Hiab service (hw) ltd		
IDEAL LAP TIME : 56.434		BEST LAP TIME : 56.703		DIFFERENCE : 0.269		
LAP	SECTOR 1	SECTOR 2	LAP TIME	MPH	DIFF	TIME OF DAY
1 -		23.365	1:07.307	64.60	10.604	12:55:03.908
2 -	34.798	22.813	57.611	75.48	0.908	12:56:01.519
3 -	34.154	22.713	56.867 (2)	76.46	0.164	12:56:58.386
4 -	34.386	22.512	56.898 (3)	76.42	0.195	12:57:55.284
5 -	34.423	22.280	56.703 (1)	76.69		12:58:51.987

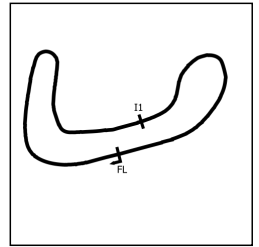
P17		90 S Steve RAPA		Honda RVF400 (BRUCE) - My Own Fair Hands		
IDEAL LAP TIME : 57.123		BEST LAP TIME : 57.123		DIFFERENCE : 0.000		
LAP	SECTOR 1	SECTOR 2	LAP TIME	MPH	DIFF	TIME OF DAY
1 -		23.054	1:05.287	66.60	8.164	12:55:01.888
2 -	34.435	22.688	57.123 (1)	76.12		12:55:59.011
3 -	35.388	23.137	58.525 (3)	74.30	1.402	12:56:57.536
4 -	35.288	23.524	58.812	73.94	1.689	12:57:56.348
5 -	34.835	23.052	57.887 (2)	75.12	0.764	12:58:54.235

P18		186 S Steve RICHARDS		Kawasaki ZXR400 -		
IDEAL LAP TIME : 58.292		BEST LAP TIME : 58.372		DIFFERENCE : 0.080		
LAP	SECTOR 1	SECTOR 2	LAP TIME	MPH	DIFF	TIME OF DAY
1 -		23.513	1:06.282	65.60	7.910	12:55:02.883
2 -	35.693	22.931	58.624	74.17	0.252	12:56:01.507
3 -	35.401	22.971	58.372 (1)	74.49		12:56:59.879
4 -	35.361	23.125	58.486 (3)	74.35	0.114	12:57:58.365
5 -	35.423	23.026	58.449 (2)	74.39	0.077	12:58:56.814

BMCRC - MRO Championships 2023 - Rnd 1 @ Brands Hatch Indy

BMCRC Formula 400 & INTA Motorcycles Blue Haze GP 2-Stroke

RACE 5 - SECTOR ANALYSIS



SECTOR 1 = FL to I1, SECTOR 2 = I1 to FL, DIFF = Difference To Personal Best Lap, P = Crossed Finish Line in Pit Lane, D = Time Disallowed

P19 88 GP		George PRINOS		Yamaha TZ250 - KAPPA PLANNING LTD			
IDEAL LAP TIME : 57.670		BEST LAP TIME : 57.670		DIFFERENCE : 0.000			
LAP	SECTOR 1	SECTOR 2	LAP TIME	MPH	DIFF	TIME OF DAY	
1 -		23.372	1:08.301	63.66	10.631	12:55:04.902	
2 -	35.284	23.815	59.099	73.58	1.429	12:56:04.001	
3 -	35.148	22.605	57.753 (2)	75.29	0.083	12:57:01.754	
4 -	35.080	22.590	57.670 (1)	75.40		12:57:59.424	
5 -	35.125	22.831	57.956 (3)	75.03	0.286	12:58:57.380	

P20 39 S		Aaron MONK		Kawasaki NINJA 400 - flyaspitfire.co.uk			
IDEAL LAP TIME : 57.677		BEST LAP TIME : 57.829		DIFFERENCE : 0.152			
LAP	SECTOR 1	SECTOR 2	LAP TIME	MPH	DIFF	TIME OF DAY	
1 -		23.976	1:07.741	64.19	9.912	12:55:04.342	
2 -	35.671	23.407	59.078	73.60	1.249	12:56:03.420	
3 -	34.639	23.220	57.859 (2)	75.15	0.030	12:57:01.279	
4 -	34.791	23.038	57.829 (1)	75.19		12:57:59.108	
5 -	35.410	23.433	58.843 (3)	73.90	1.014	12:58:57.951	

P21 97 S		Nicholas TAIG		Honda VFR400 NC30 - RST, Bell Helmets UK			
IDEAL LAP TIME :		BEST LAP TIME : 58.427		DIFFERENCE :			
LAP	SECTOR 1	SECTOR 2	LAP TIME	MPH	DIFF	TIME OF DAY	
1 -			1:08.295	63.67	9.868	12:55:04.895	
2 -			59.223	73.42	0.796	12:56:04.119	
3 -			58.427 (1)	74.42		12:57:02.546	
4 -			58.780 (3)	73.98	0.353	12:58:01.326	
5 -			58.510 (2)	74.32	0.083	12:58:59.836	

P22 24 S		Harley GODZISZ		Honda NC30 - SonicRacing.co.uk			
IDEAL LAP TIME : 58.648		BEST LAP TIME : 58.648		DIFFERENCE : 0.000			
LAP	SECTOR 1	SECTOR 2	LAP TIME	MPH	DIFF	TIME OF DAY	
1 -		24.414	1:09.872	62.23	11.224	12:55:06.473	
2 -	35.514	23.562	59.076 (2)	73.61	0.428	12:56:05.549	
3 -	35.231	23.417	58.648 (1)	74.14		12:57:04.197	
4 -	35.452	23.743	59.195 (3)	73.46	0.547	12:58:03.392	
5 -	35.905	24.103	1:00.008	72.46	1.360	12:59:03.400	

P23 10 S		Mike BRUNSDON		Kawasaki NINJA 400 - Pure Moto - SHAD UK			
IDEAL LAP TIME : 59.630		BEST LAP TIME : 59.631		DIFFERENCE : 0.001			
LAP	SECTOR 1	SECTOR 2	LAP TIME	MPH	DIFF	TIME OF DAY	
1 -		25.350	1:10.833	61.39	11.202	12:55:07.434	
2 -	36.533	23.955	1:00.488	71.89	0.857	12:56:07.922	
3 -	35.863	24.028	59.891 (2)	72.60	0.260	12:57:07.813	
4 -	35.675	23.956	59.631 (1)	72.92		12:58:07.444	
5 -	36.094	23.957	1:00.051 (3)	72.41	0.420	12:59:07.495	

BMCRC - MRO Championships 2023 - Rnd 1 @ Brands Hatch Indy

BMCRC Formula 400 & INTA Motorcycles Blue Haze GP 2-Stroke

RACE 5 - BEST SECTORS

SECTOR 1			SECTOR 2			IDEAL / BEST COMPARISON						
POS	NO	NAME	TIME	NO	NAME	TIME	POS	NO	NAME	IDEAL	BEST	DIFF
									PERFECT LAP	52.910		
1	75	JOHNSON	31.682	75	JOHNSON	21.228	1	75	JOHNSON	52.910	52.910	0.000
2	71	HARDY	32.052	151	SMITH	21.402	2	151	SMITH	53.463	53.463	0.000
3	151	SMITH	32.061	2	GILL	21.405	3	2	GILL	53.640	53.640	0.000
4	2	GILL	32.235	4	SEATH	21.430	4	71	HARDY	53.797	54.051	0.254
5	4	SEATH	32.435	53	WHITING	21.436	5	4	SEATH	53.865	53.865	0.000
6	95	MARSHALL	32.437	45	ELLIS	21.576	6	95	MARSHALL	54.104	54.104	0.000
7	87	DORLING	32.510	95	MARSHALL	21.667	7	53	WHITING	54.237	54.350	0.113
8	45	ELLIS	32.665	3	BARRETT	21.740	8	45	ELLIS	54.241	54.241	0.000
9	53	WHITING	32.801	71	HARDY	21.745	9	87	DORLING	54.268	54.268	0.000
10	16	MAJOR	32.960	87	DORLING	21.758	10	3	BARRETT	54.849	55.052	0.203
11	13	EDMONDSON	33.094	13	EDMONDSON	21.874	11	13	EDMONDSON	54.968	54.987	0.019
12	3	BARRETT	33.109	16	MAJOR	22.079	12	16	MAJOR	55.039	55.268	0.229
13	123	GALLAGHER	33.708	152	GOLDSMITH	22.164	13	152	GOLDSMITH	55.875	55.875	0.000
14	152	GOLDSMITH	33.711	77	GLASGOW	22.280	14	123	GALLAGHER	56.026	56.186	0.160
15	23	ELLIS	34.112	123	GALLAGHER	22.318	15	77	GLASGOW	56.434	56.703	0.269
16	77	GLASGOW	34.154	88	PRINOS	22.590	16	23	ELLIS	56.825	56.856	0.031
17	90	RAPA	34.435	90	RAPA	22.688	17	90	RAPA	57.123	57.123	0.000
18	39	MONK	34.639	23	ELLIS	22.713	18	88	PRINOS	57.670	57.670	0.000
19	88	PRINOS	35.080	186	RICHARDS	22.931	19	39	MONK	57.677	57.829	0.152
20	24	GODZISZ	35.231	39	MONK	23.038	20	186	RICHARDS	58.292	58.372	0.080
21	186	RICHARDS	35.361	24	GODZISZ	23.417	21	24	GODZISZ	58.648	58.648	0.000
22	10	BRUNSDON	35.675	10	BRUNSDON	23.955	22	10	BRUNSDON	59.630	59.631	0.001
23							23	97	TAIG		58.427	
24												

BMCRC - MRO Championships 2023 - Rnd 1 @ Brands Hatch Indy
BMCRC Formula 400 & INTA Motorcycles Blue Haze GP 2-Stroke
RACE 5 - STATISTICS

Competitors Started 24
Planned Start 2023-03-11 @ 13:01:00.000
Actual Start 2023-03-11 @ 12:53:56.600
Finish Time 2023-03-11 @ 12:58:29.179
Track Length 1.2079mi.
Total Laps 115
Total Distance Covered 138.9137mi.

Session Fastest Lap History

NO	CL	NAME	LAP TIME	TIME OF DAY	LAP	VEHICLE
75	GP	Anthony JOHNSON	53.849	12:55:49.124	2	Yamaha TZ250
75	GP	Anthony JOHNSON	53.721	12:56:42.842	3	Yamaha TZ250
151	S	Nick SMITH	53.540	12:56:44.566	3	Kawasaki ZXR400
75	GP	Anthony JOHNSON	53.440	12:57:36.282	4	Yamaha TZ250
75	GP	Anthony JOHNSON	52.910	12:58:29.203	5	Yamaha TZ250

Session Leader History

NO	CL	NAME	FROM LAP	LAPS LED	DISTANCE	VEHICLE
75	GP	Anthony JOHNSON	1	5	6.03 miles	Yamaha TZ250

Flag History

TYPE	TIME OF DAY
GREEN	12:53:56.600
FINISH	12:58:29.179

Flag Statistics

TYPE	COUNT	TOTAL LAPS	TOTAL TIME
Green	1	5	6:18.855
Red	0	0	0.000
Safety Car	0	0	0.000
FCY	0	0	0.000

BMCRC - MRO Championships 2023 - Rnd 1 @ Brands Hatch Indy

BMCRC Formula 400 & INTA Motorcycles Blue Haze GP 2-Stroke

RACE 5 - STATISTICS

CLASS : M

4 Starters

Fastest Lap History

NO	NAME	LAP TIME	TIME OF DAY	LAP	VEHICLE
2	Andrew GILL	54.929	12:55:51.651	2	Kawasaki ZXR400
2	Andrew GILL	54.599	12:56:46.250	3	Kawasaki ZXR400
2	Andrew GILL	54.198	12:57:40.448	4	Kawasaki ZXR400
2	Andrew GILL	53.640	12:58:34.088	5	Kawasaki ZXR400

Leader History

NO	NAME	FROM LAP	LAPS LED	DISTANCE	VEHICLE
2	Andrew GILL	1	5	6.03 miles	Kawasaki ZXR400

BMCRC - MRO Championships 2023 - Rnd 1 @ Brands Hatch Indy

BMCRC Formula 400 & INTA Motorcycles Blue Haze GP 2-Stroke

RACE 5 - STATISTICS

CLASS : S

12 Starters

Fastest Lap History

NO	NAME	LAP TIME	TIME OF DAY	LAP	VEHICLE
151	Nick SMITH	54.142	12:55:51.024	2	Kawasaki ZXR400
151	Nick SMITH	53.540	12:56:44.566	3	Kawasaki ZXR400
151	Nick SMITH	53.463	12:57:38.028	4	Kawasaki ZXR400

Leader History

NO	NAME	FROM LAP	LAPS LED	DISTANCE	VEHICLE
151	Nick SMITH	1	5	6.03 miles	Kawasaki ZXR400

BMCRC - MRO Championships 2023 - Rnd 1 @ Brands Hatch Indy
BMCRC Formula 400 & INTA Motorcycles Blue Haze GP 2-Stroke
RACE 5 - STATISTICS

CLASS : S/R

1 Starters

Fastest Lap History

NO	NAME	LAP TIME	TIME OF DAY	LAP	VEHICLE
123	Mark GALLAGHER	57.274	12:55:57.951	2	Honda RVF 400
123	Mark GALLAGHER	56.442	12:56:54.393	3	Honda RVF 400
123	Mark GALLAGHER	56.378	12:57:50.771	4	Honda RVF 400
123	Mark GALLAGHER	56.186	12:58:46.957	5	Honda RVF 400

Leader History

NO	NAME	FROM LAP	LAPS LED	DISTANCE	VEHICLE
123	Mark GALLAGHER	1	5	6.03 miles	Honda RVF 400

BMCRC - MRO Championships 2023 - Rnd 1 @ Brands Hatch Indy
BMCRC Formula 400 & INTA Motorcycles Blue Haze GP 2-Stroke
RACE 5 - STATISTICS

CLASS : GP

7 Starters

Fastest Lap History

NO	NAME	LAP TIME	TIME OF DAY	LAP	VEHICLE
75	Anthony JOHNSON	53.849	12:55:49.124	2	Yamaha TZ250
75	Anthony JOHNSON	53.721	12:56:42.842	3	Yamaha TZ250
75	Anthony JOHNSON	53.440	12:57:36.282	4	Yamaha TZ250
75	Anthony JOHNSON	52.910	12:58:29.203	5	Yamaha TZ250

Leader History

NO	NAME	FROM LAP	LAPS LED	DISTANCE	VEHICLE
75	Anthony JOHNSON	1	5	6.03 miles	Yamaha TZ250

BMCRC - MRO Championships 2023 - Rnd 1 @ Brands Hatch Indy
BMCRC Formula 400 & INTA Motorcycles Blue Haze GP 2-Stroke
RACE 15 - GRID (9 Laps)

ROW 11	33		32		31	187 Scott DERMOTT
ROW 10	30	44 Liam ARMITAGE	29	22 Rik BALLERINI	28	8 Phil ATKINSON
ROW 9	27	162 Darren COOPER	26	70 Andrew BURSCOUGH	25	65 Andrew MOXON
ROW 8	24	59.631 10 Mike BRUNSDON	23	58.648 24 Harley GODZISZ	22	58.427 97 Nicholas TAIG
ROW 7	21	58.372 186 Steve RICHARDS	20	25 Haydon SMITH	19	57.829 39 Aaron MONK
ROW 6	18	57.670 88 George PRINOS	17	57.123 90 Steve RAPA	16	56.856 23 Joe ELLIS
ROW 5	15	56.703 77 Andrew GLASGOW	14	56.186 123 Mark GALLAGHER	13	55.875 152 Sean GOLDSMITH
ROW 4	12	55.268 16 Alan MAJOR	11	55.052 3 Tom BARRETT	10	54.987 13 Doug EDMONDSON
ROW 3	9	54.350 53 Mark WHITING	8	54.268 87 Felix DORLING	7	54.241 45 Phil ELLIS
ROW 2	6	54.104 95 Greg MARSHALL	5	54.051 71 Maximus HARDY	4	53.865 4 James SEATH
ROW 1	3	53.640 2 Andrew GILL	2	53.463 151 Nick SMITH	1	52.910 75 Anthony JOHNSON

Pole

Brands Hatch Indy: 1.2079 miles

These results are provisional until the conclusion of any judicial and technical matters.

Clerk Of Course :	Stewards :	Timekeeper : <i>Craig Smith</i>
-------------------	------------	------------------------------------

Results can be found at www.tsl-timing.com

Printed - 13:03 Saturday, 11 March 2023



BMCRC - MRO Championships 2023 - Rnd 1 @ Brands Hatch Indy
BMCRC Formula 400 & INTA Motorcycles Blue Haze GP 2-Stroke
RACE 15 - CLASSIFICATION

POS	NO	CL	PIC NAME	ENTRY	LAPS	TIME	GAP	DIFF	MPH	BEST	ON
1	75	GP	1 Anthony JOHNSON	Yamaha TZ250 - INTA MOTORCYCLE SERVICES L	9	7:56.682			82.10	51.697	9
2	4	M	1 James SEATH	Kawasaki ZXR400 L9 - Ovenden Earthmoving	9	8:06.206	9.524	9.524	80.49	52.625	6
3	151	S	1 Nick SMITH	Kawasaki ZXR400 - Hi-Precision Engineering Ltd	9	8:10.695	14.013	4.489	79.75	53.694	3
4	25	M	2 Haydon SMITH	Kawasaki ZXR400 - Hi-Precision Engineering Ltd	9	8:18.681	21.999	7.986	78.48	53.867	5
5	45	GP	2 Phil ELLIS	Yamaha TZ250 4TW -	9	8:18.901	22.219	0.220	78.44	54.236	5
6	13	GP	3 Doug EDMONDSON	Yamaha TZ250 - Kieran Lewis	9	8:19.137	22.455	0.236	78.41	53.875	8
7	71	S	2 Maximus HARDY	Kawasaki NINJA 400 - DAD	9	8:19.996	23.314	0.859	78.27	54.214	5
8	53	GP	4 Mark WHITING	Yamaha TZ250 - Mark whiting	9	8:23.208	26.526	3.212	77.77	54.675	5
9	87	S	3 Felix DORLING	Kawasaki NINJA 400 - Kernow Controls	9	8:23.801	27.119	0.593	77.68	54.589	5
10	95	S	4 Greg MARSHALL	Kawasaki NINJA 400 - Mum & Dad; HEL Performanc	9	8:23.896	27.214	0.095	77.66	54.513	5
11	23	M	3 Joe ELLIS	Kawasaki EX 400 - Jpr	9	8:25.424	28.742	1.528	77.43	54.534	9
12	16	S	5 Alan MAJOR	Kawasaki ZXR400 - Major Performance Developmer	9	8:26.505	29.823	1.081	77.26	54.711	9
13	152	S	6 Sean GOLDSMITH	Honda NC30 - Vanguard motorsport	9	8:27.278	30.596	0.773	77.15	55.084	9
14	3	GP	5 Tom BARRETT	Honda RS250 - The Two Stroke Workshop	9	8:28.516	31.834	1.238	76.96	55.054	6
15	77	GP	6 Andrew GLASGOW	Yamaha TZ250 5KE - Hiab service (hw) ltd	9	8:37.760	41.078	9.244	75.58	55.976	9
16	123	S/R	1 Mark GALLAGHER	Honda RVF 400 -	9	8:38.172	41.490	0.412	75.52	56.312	2
17	88	GP	7 George PRINOS	Yamaha TZ250 - KAPPA PLANNING LTD	9	8:49.266	52.584	11.094	73.94	57.298	2
18	90	S	7 Steve RAPA	Honda RVF400 (BRUCE) - My Own Fair Hands	9	8:49.300	52.618	0.034	73.94	57.802	9
19	186	S	8 Steve RICHARDS	Kawasaki ZXR400 -	9	8:49.815	53.133	0.515	73.86	57.316	2
20	39	S	9 Aaron MONK	Kawasaki NINJA 400 - flyaspitfire.co.uk	9	8:50.576	53.894	0.761	73.76	57.505	9
21	97*	S	10 Nicholas TAIG	Honda VFR400 NC30 - RST, Bell Helmets UK	9	8:51.243	54.561	0.667	73.67	57.523	9
22	24	S	11 Harley GODZISZ	Honda NC30 - SonicRacing.co.uk	8	8:07.560	1 Lap	1 Lap	71.35	59.527	8
23	10	S	12 Mike BRUNSDON	Kawasaki NINJA 400 - Pure Moto - SHAD UK	8	8:09.853	1 Lap	2.293	71.01	59.344	3

NOT CLASSIFIED

DNF	65	M	Andrew MOXON	Aprilia RS 250 - Vanguard MSport Uckfield + DART	3	3:07.526	6 Laps	5 Laps	69.56	59.134	2
DNF	2	M	Andrew GILL	Kawasaki ZXR400 -	2	1:56.275	7 Laps	1 Lap	74.79	55.586	2

FASTEST LAP

75	GP	Anthony JOHNSON	Yamaha TZ250 - INTA MOTORCYCLE SERVICES L	9	51.697	84.11 mph	135.37 kph
4	M	James SEATH	Kawasaki ZXR400 L9 - Ovenden Earthmoving	6	52.625	82.63 mph	132.98 kph
151	S	Nick SMITH	Kawasaki ZXR400 - Hi-Precision Engineering Ltd	3	53.694	80.98 mph	130.33 kph
123	S/R	Mark GALLAGHER	Honda RVF 400 -	2	56.312	77.22 mph	124.27 kph

* No. 97 - Please fit a working transponder
 Class GP - 92.5% of Race Speed = 75.94 mph
 Class M - 92.5% of Race Speed = 74.45 mph
 Class S - 92.5% of Race Speed = 73.76 mph
 Class S/R - 92.5% of Race Speed = 69.85 mph

Weather / Track : Cloudy / Dry

These results are provisional until the conclusion of any judicial and technical matters.

Race Distance: 9 Laps / 10.87 miles
 Brands Hatch Indy: 1.2079 miles
 Date: 11/03/2023 Start: 15:42 Finish: 15:50

Clerk Of Course :	Stewards :	Timekeeper : <i>Craig Smith</i>
-------------------	------------	------------------------------------

Results can be found at www.tsl-timing.com

Printed - 15:52 Saturday, 11 March 2023

BMCRC - MRO Championships 2023 - Rnd 1 @ Brands Hatch Indy

BMCRC Formula 400 & INTA Motorcycles Blue Haze GP 2-Strokes

RACE 15 - LAP CHART

LAP 1 @ 15:43:09.382		
NO	BEHIND	LAP TIME

75		58.714
151	0.448	59.162
4	0.662	59.376
2	1.975	1:00.689
71	2.266	1:00.980
87	2.609	1:01.323
45	2.618	1:01.332
53	3.175	1:01.889
25	3.505	1:02.219
13	3.735	1:02.449
95	4.564	1:03.278
16	4.813	1:03.527
123	5.070	1:03.784
152	5.102	1:03.816
23	5.328	1:04.042
3	5.967	1:04.681
77	5.987	1:04.701
90	5.996	1:04.710
186	6.755	1:05.469
88	7.224	1:05.938
39	8.213	1:06.927
97	8.244	1:06.959
24	9.157	1:07.871
65	10.022	1:08.736
10	11.607	1:10.321

LAP 2 @ 15:44:02.297		
NO	BEHIND	LAP TIME

75		52.915
151	1.237	53.704
4	1.758	54.011
2	4.646	55.586
45	4.884	55.181
87	4.971	55.277
71	5.008	55.657
25	5.489	54.899
53	5.605	55.345
13	6.105	55.285
95	6.726	55.077
16	7.771	55.873
23	8.360	55.947
123	8.467	56.312
152	8.541	56.354
3	8.654	55.602
77	9.823	56.751
90	10.972	57.891
186	11.156	57.316
88	11.607	57.298
39	13.042	57.744
97	13.340	58.010
24	15.818	59.576
65	16.241	59.134
10	18.240	59.548

LAP 3 @ 15:44:54.899		
NO	BEHIND	LAP TIME

75		52.602
4	2.188	53.032
151	2.329	53.694
45	6.955	54.673
25	7.616	54.729
53	8.243	55.240

71	8.300	55.894
13	8.867	55.364
87	9.064	56.695
95	9.595	55.471
16	10.540	55.371
23	10.879	55.121
152	11.143	55.204
3	12.735	56.683
123	12.850	56.985
77	14.223	57.002
90	16.322	57.952
88	16.708	57.703
186	17.105	58.551
39	18.135	57.695
97	19.119	58.381
65	23.295	59.656
24	23.327	1:00.111
10	24.982	59.344

LAP 4 @ 15:45:47.387		
NO	BEHIND	LAP TIME

75		52.488
4	2.934	53.234
151	4.386	54.545
45	9.217	54.750
25	9.983	54.855
71	10.623	54.811
53	10.787	55.032
13	11.147	54.768
87	11.841	55.265
95	12.073	54.966
16	13.556	55.504
23	13.646	55.255
152	13.926	55.271
3	15.472	55.225
123	16.863	56.501
77	18.628	56.893
88	22.155	57.935
90	22.333	58.499
186	22.671	58.054
39	24.061	58.414
97	25.227	58.596
24	32.055	1:01.216
10	33.243	1:00.749

LAP 5 @ 15:46:39.698		
NO	BEHIND	LAP TIME

75		52.311
4	3.581	52.958
151	5.853	53.778
45	11.142	54.236
25	11.539	53.867
71	12.526	54.214
53	13.151	54.675
13	13.412	54.576
87	14.119	54.589
95	14.275	54.513
23	16.388	55.053
16	17.120	55.875
152	17.134	55.519
3	18.360	55.199
123	21.177	56.625
77	23.172	56.855
88	28.018	58.174
186	28.229	57.869

90	28.246	58.224
39	29.984	58.234
97	30.834	57.918
24	39.285	59.541
10	40.856	59.924

LAP 6 @ 15:47:31.569		
NO	BEHIND	LAP TIME

75		51.871
4	4.335	52.625
151	7.934	53.952
25	13.875	54.207
45	14.113	54.842
71	15.103	54.448
13	15.776	54.235
53	16.531	55.251
87	17.481	55.233
95	17.628	55.224
23	19.920	55.403
16	20.538	55.289
152	20.670	55.407
3	21.543	55.054
123	26.028	56.722
77	28.228	56.927
88	33.994	57.847
90	34.458	58.083
186	34.478	58.120
39	35.853	57.740
97	36.680	57.717
24	47.522	1:00.108
10	48.754	59.769

LAP 7 @ 15:48:23.473		
NO	BEHIND	LAP TIME

75		51.904
4	5.438	53.007
151	9.726	53.696
25	16.511	54.540
45	16.786	54.577
13	17.841	53.969
71	17.889	54.690
53	20.188	55.561
87	20.458	54.881
95	20.671	54.947
23	23.187	55.171
16	23.888	55.254
152	24.118	55.352
3	24.982	55.343
123	31.278	57.154
77	32.981	56.657
90	40.857	58.303
88	41.087	58.997
186	41.173	58.599
39	41.914	57.965
97	42.673	57.897

LAP 8 @ 15:49:15.653		
NO	BEHIND	LAP TIME

75		52.180
24	1 Lap	59.610
10	1 Lap	1:00.070
4	6.490	53.232
151	11.664	54.118
25	19.005	54.674

45	19.083	54.477
13	19.536	53.875
71	20.258	54.549
53	23.003	54.995
87	23.808	55.530
95	23.900	55.409
23	25.905	54.898
16	26.809	55.101
152	27.209	55.271
3	28.150	55.348
123	35.958	56.860
77	36.799	55.998
90	46.513	57.836
88	46.912	58.005
186	47.229	58.236
39	48.086	58.352
97	48.735	58.242

LAP 9 @ 15:50:07.350		
NO	BEHIND	LAP TIME

75		51.697
4	9.524	54.731
24	1 Lap	59.527
10	1 Lap	1:00.128
151	14.013	54.046
25	21.999	54.691
45	22.219	54.833
13	22.455	54.616
71	23.314	54.753
53	26.526	55.220
87	27.119	55.008
95	27.214	55.011
23	28.742	54.534
16	29.823	54.711
152	30.596	55.084
3	31.834	55.381
77	41.078	55.976
123	41.490	57.229
88	52.584	57.369
90	52.618	57.802
186	53.133	57.601
39	53.894	57.505
97	54.561	57.523

BMCRC - MRO Championships 2023 - Rnd 1 @ Brands Hatch Indy

BMCRC Formula 400 & INTA Motorcycles Blue Haze GP 2-Stroke

RACE 15 - POSITION CHART

No	Name	Lap										
		Pos	1	2	3	4	5	6	7	8	9	
75	JOHNSON	1	75	75	75	75	75	75	75	75	75	75
151	SMITH	2	151	151	4	4	4	4	4	4	4	4
2	GILL	3	4	4	151	151	151	151	151	151	151	151
4	SEATH	4	2	2	45	45	45	25	25	25	25	25
71	HARDY	5	71	45	25	25	25	45	45	45	45	45
95	MARSHALL	6	87	87	53	71	71	71	13	13	13	13
45	ELLIS	7	45	71	71	53	53	13	71	71	71	71
87	DORLING	8	53	25	13	13	13	53	53	53	53	53
53	WHITING	9	25	53	87	87	87	87	87	87	87	87
13	EDMONDSON	10	13	13	95	95	95	95	95	95	95	95
3	BARRETT	11	95	95	16	16	23	23	23	23	23	23
16	MAJOR	12	16	16	23	23	16	16	16	16	16	16
152	GOLDSMITH	13	123	23	152	152	152	152	152	152	152	152
123	GALLAGHER	14	152	123	3	3	3	3	3	3	3	3
77	GLASGOW	15	23	152	123	123	123	123	123	123	77	77
23	ELLIS	16	3	3	77	77	77	77	77	77	77	123
90	RAPA	17	77	77	90	88	88	88	90	90	90	88
88	PRINOS	18	90	90	88	90	186	90	88	88	90	90
39	MONK	19	186	186	186	186	90	186	186	186	186	186
25	SMITH	20	88	88	39	39	39	39	39	39	39	39
186	RICHARDS	21	39	39	97	97	97	97	97	97	97	97
97	TAIG	22	97	97	65	24	24	24	24	24	24	24
24	GODZISZ	23	24	24	24	10	10	10	10	10	10	10
10	BRUNSDON	24	65	65	10							
65	MOXON	25	10	10								

BMCRC - MRO Championships 2023 - Rnd 1 @ Brands Hatch Indy

BMCRC Formula 400 & INTA Motorcycles Blue Haze GP 2-Stroke

RACE 15 - SECTOR ANALYSIS



SECTOR 1 = FL to I1, SECTOR 2 = I1 to FL, DIFF = Difference To Personal Best Lap, P = Crossed Finish Line in Pit Lane, D = Time Disallowed

P1		75 GP		Anthony JOHNSON		Yamaha TZ250 - INTA MOTORCYCLE SERVICES LTD	
IDEAL LAP TIME : 51.697		BEST LAP TIME : 51.697		DIFFERENCE : 0.000			
LAP	SECTOR 1	SECTOR 2	LAP TIME	MPH	DIFF	TIME OF DAY	
1 -		21.404	58.714	74.06	7.017	15:43:09.382	
2 -	31.561	21.354	52.915	82.18	1.218	15:44:02.297	
3 -	31.509	21.093	52.602	82.66	0.905	15:44:54.899	
4 -	31.414	21.074	52.488	82.84	0.791	15:45:47.387	
5 -	31.167	21.144	52.311	83.12	0.614	15:46:39.698	
6 -	30.833	21.038	51.871 (2)	83.83	0.174	15:47:31.569	
7 -	31.005	20.899	51.904 (3)	83.78	0.207	15:48:23.473	
8 -	31.252	20.928	52.180	83.33	0.483	15:49:15.653	
9 -	30.814	20.883	51.697 (1)	84.11		15:50:07.350	

P2		4 M		James SEATH		Kawasaki ZXR400 L9 - Ovenden Earthmoving	
IDEAL LAP TIME : 52.625		BEST LAP TIME : 52.625		DIFFERENCE : 0.000			
LAP	SECTOR 1	SECTOR 2	LAP TIME	MPH	DIFF	TIME OF DAY	
1 -		21.763	59.376	73.23	6.751	15:43:10.044	
2 -	32.521	21.490	54.011	80.51	1.386	15:44:04.055	
3 -	31.799	21.233	53.032	81.99	0.407	15:44:57.087	
4 -	31.944	21.290	53.234	81.68	0.609	15:45:50.321	
5 -	31.751	21.207	52.958 (2)	82.11	0.333	15:46:43.279	
6 -	31.576	21.049	52.625 (1)	82.63		15:47:35.904	
7 -	31.714	21.293	53.007 (3)	82.03	0.382	15:48:28.911	
8 -	31.684	21.548	53.232	81.69	0.607	15:49:22.143	
9 -	32.543	22.188	54.731	79.45	2.106	15:50:16.874	

P3		151 S		Nick SMITH		Kawasaki ZXR400 - Hi-Precision Engineering Ltd	
IDEAL LAP TIME : 53.342		BEST LAP TIME : 53.694		DIFFERENCE : 0.352			
LAP	SECTOR 1	SECTOR 2	LAP TIME	MPH	DIFF	TIME OF DAY	
1 -		22.089	59.162	73.50	5.468	15:43:09.830	
2 -	32.082	21.622	53.704 (3)	80.97	0.010	15:44:03.534	
3 -	31.824	21.870	53.694 (1)	80.98		15:44:57.228	
4 -	32.745	21.800	54.545	79.72	0.851	15:45:51.773	
5 -	32.260	21.518	53.778	80.86	0.084	15:46:45.551	
6 -	32.308	21.644	53.952	80.60	0.258	15:47:39.503	
7 -	32.007	21.689	53.696 (2)	80.98	0.002	15:48:33.199	
8 -	32.284	21.834	54.118	80.35	0.424	15:49:27.317	
9 -	32.288	21.758	54.046	80.46	0.352	15:50:21.363	

P4		25 M		Haydon SMITH		Kawasaki ZXR400 - HI-Precision Engineering Ltd	
IDEAL LAP TIME : 53.790		BEST LAP TIME : 53.867		DIFFERENCE : 0.077			
LAP	SECTOR 1	SECTOR 2	LAP TIME	MPH	DIFF	TIME OF DAY	
1 -		22.190	1:02.219	69.89	8.352	15:43:12.887	
2 -	33.007	21.892	54.899	79.21	1.032	15:44:07.786	
3 -	33.021	21.708	54.729	79.45	0.862	15:45:02.515	
4 -	32.803	22.052	54.855	79.27	0.988	15:45:57.370	
5 -	32.406	21.461	53.867 (1)	80.72		15:46:51.237	
6 -	32.329	21.878	54.207 (2)	80.22	0.340	15:47:45.444	
7 -	32.868	21.672	54.540 (3)	79.73	0.673	15:48:39.984	
8 -	32.791	21.883	54.674	79.53	0.807	15:49:34.658	
9 -	32.783	21.908	54.691	79.51	0.824	15:50:29.349	

BMCRC - MRO Championships 2023 - Rnd 1 @ Brands Hatch Indy

BMCRC Formula 400 & INTA Motorcycles Blue Haze GP 2-Stroke

RACE 15 - SECTOR ANALYSIS



SECTOR 1 = FL to I1, SECTOR 2 = I1 to FL, DIFF = Difference To Personal Best Lap, P = Crossed Finish Line in Pit Lane, D = Time Disallowed

P5 45 GP Phil ELLIS		Yamaha TZ250 4TW -				
IDEAL LAP TIME : 54.236		BEST LAP TIME : 54.236		DIFFERENCE : 0.000		
LAP	SECTOR 1	SECTOR 2	LAP TIME	MPH	DIFF	TIME OF DAY
1 -		22.027	1:01.332	70.90	7.096	15:43:12.000
2 -	33.316	21.865	55.181	78.80	0.945	15:44:07.181
3 -	33.084	21.589	54.673	79.53	0.437	15:45:01.854
4 -	33.204	21.546	54.750	79.42	0.514	15:45:56.604
5 -	32.872	21.364	54.236 (1)	80.17		15:46:50.840
6 -	33.156	21.686	54.842	79.29	0.606	15:47:45.682
7 -	33.159	21.418	54.577 (3)	79.67	0.341	15:48:40.259
8 -	32.921	21.556	54.477 (2)	79.82	0.241	15:49:34.736
9 -	33.218	21.615	54.833	79.30	0.597	15:50:29.569

P6 13 GP Doug EDMONDSON		Yamaha TZ250 - Kieran Lewis				
IDEAL LAP TIME : 53.875		BEST LAP TIME : 53.875		DIFFERENCE : 0.000		
LAP	SECTOR 1	SECTOR 2	LAP TIME	MPH	DIFF	TIME OF DAY
1 -		22.080	1:02.449	69.63	8.574	15:43:13.117
2 -	32.960	22.325	55.285	78.65	1.410	15:44:08.402
3 -	33.403	21.961	55.364	78.54	1.489	15:45:03.766
4 -	32.951	21.817	54.768	79.40	0.893	15:45:58.534
5 -	32.700	21.876	54.576	79.67	0.701	15:46:53.110
6 -	32.488	21.747	54.235 (3)	80.18	0.360	15:47:47.345
7 -	32.264	21.705	53.969 (2)	80.57	0.094	15:48:41.314
8 -	32.220	21.655	53.875 (1)	80.71		15:49:35.189
9 -	32.722	21.894	54.616	79.62	0.741	15:50:29.805

P7 71 S Maximus HARDY		Kawasaki NINJA 400 - DAD				
IDEAL LAP TIME : 54.211		BEST LAP TIME : 54.214		DIFFERENCE : 0.003		
LAP	SECTOR 1	SECTOR 2	LAP TIME	MPH	DIFF	TIME OF DAY
1 -		22.311	1:00.980	71.31	6.766	15:43:11.648
2 -	33.298	22.359	55.657	78.13	1.443	15:44:07.305
3 -	33.851	22.043	55.894	77.80	1.680	15:45:03.199
4 -	32.834	21.977	54.811	79.33	0.597	15:45:58.010
5 -	32.427	21.787	54.214 (1)	80.21		15:46:52.224
6 -	32.528	21.920	54.448 (2)	79.86	0.234	15:47:46.672
7 -	32.771	21.919	54.690	79.51	0.476	15:48:41.362
8 -	32.765	21.784	54.549 (3)	79.71	0.335	15:49:35.911
9 -	32.750	22.003	54.753	79.42	0.539	15:50:30.664

P8 53 GP Mark WHITING		Yamaha TZ250 - Mark whiting				
IDEAL LAP TIME : 54.671		BEST LAP TIME : 54.675		DIFFERENCE : 0.004		
LAP	SECTOR 1	SECTOR 2	LAP TIME	MPH	DIFF	TIME OF DAY
1 -		22.163	1:01.889	70.26	7.214	15:43:12.557
2 -	33.342	22.003	55.345	78.57	0.670	15:44:07.902
3 -	33.256	21.984	55.240	78.72	0.565	15:45:03.142
4 -	33.167	21.865	55.032 (3)	79.01	0.357	15:45:58.174
5 -	32.806	21.869	54.675 (1)	79.53		15:46:52.849
6 -	33.170	22.081	55.251	78.70	0.576	15:47:48.100
7 -	33.066	22.495	55.561	78.26	0.886	15:48:43.661
8 -	32.877	22.118	54.995 (2)	79.07	0.320	15:49:38.656
9 -	33.126	22.094	55.220	78.75	0.545	15:50:33.876

BMCRC - MRO Championships 2023 - Rnd 1 @ Brands Hatch Indy

BMCRC Formula 400 & INTA Motorcycles Blue Haze GP 2-Stroke

RACE 15 - SECTOR ANALYSIS



SECTOR 1 = FL to I1, SECTOR 2 = I1 to FL, DIFF = Difference To Personal Best Lap, P = Crossed Finish Line in Pit Lane, D = Time Disallowed

P9 87 S Felix DORLING		Kawasaki NINJA 400 - Kernow Controls				
IDEAL LAP TIME : 54.560		BEST LAP TIME : 54.589		DIFFERENCE : 0.029		
LAP	SECTOR 1	SECTOR 2	LAP TIME	MPH	DIFF	TIME OF DAY
1 -		22.226	1:01.323	70.91	6.734	15:43:11.991
2 -	33.173	22.104	55.277	78.66	0.688	15:44:07.268
3 -	34.097	22.598	56.695	76.70	2.106	15:45:03.963
4 -	33.228	22.037	55.265	78.68	0.676	15:45:59.228
5 -	32.523	22.066	54.589 (1)	79.66		15:46:53.817
6 -	32.761	22.472	55.233	78.73	0.644	15:47:49.050
7 -	32.590	22.291	54.881 (2)	79.23	0.292	15:48:43.931
8 -	33.154	22.376	55.530	78.31	0.941	15:49:39.461
9 -	32.854	22.154	55.008 (3)	79.05	0.419	15:50:34.469

P10 95 S Greg MARSHALL		Kawasaki NINJA 400 - Mum & Dad; HEL Performance				
IDEAL LAP TIME : 54.464		BEST LAP TIME : 54.513		DIFFERENCE : 0.049		
LAP	SECTOR 1	SECTOR 2	LAP TIME	MPH	DIFF	TIME OF DAY
1 -		23.214	1:03.278	68.72	8.765	15:43:13.946
2 -	32.808	22.269	55.077	78.95	0.564	15:44:09.023
3 -	33.015	22.456	55.471	78.39	0.958	15:45:04.494
4 -	32.762	22.204	54.966 (3)	79.11	0.453	15:45:59.460
5 -	32.464	22.049	54.513 (1)	79.77		15:46:53.973
6 -	32.736	22.488	55.224	78.74	0.711	15:47:49.197
7 -	32.623	22.324	54.947 (2)	79.14	0.434	15:48:44.144
8 -	33.061	22.348	55.409	78.48	0.896	15:49:39.553
9 -	32.415	22.596	55.011	79.04	0.498	15:50:34.564

P11 23 M Joe ELLIS		Kawasaki EX 400 - Jpr				
IDEAL LAP TIME : 54.534		BEST LAP TIME : 54.534		DIFFERENCE : 0.000		
LAP	SECTOR 1	SECTOR 2	LAP TIME	MPH	DIFF	TIME OF DAY
1 -		22.737	1:04.042	67.90	9.508	15:43:14.710
2 -	33.603	22.344	55.947	77.72	1.413	15:44:10.657
3 -	32.900	22.221	55.121	78.89	0.587	15:45:05.778
4 -	32.927	22.328	55.255	78.70	0.721	15:46:01.033
5 -	33.024	22.029	55.053 (3)	78.98	0.519	15:46:56.086
6 -	33.246	22.157	55.403	78.49	0.869	15:47:51.489
7 -	32.988	22.183	55.171	78.82	0.637	15:48:46.660
8 -	32.962	21.936	54.898 (2)	79.21	0.364	15:49:41.558
9 -	32.737	21.797	54.534 (1)	79.74		15:50:36.092

P12 16 S Alan MAJOR		Kawasaki ZXR400 - Major Performance Developments				
IDEAL LAP TIME : 54.711		BEST LAP TIME : 54.711		DIFFERENCE : 0.000		
LAP	SECTOR 1	SECTOR 2	LAP TIME	MPH	DIFF	TIME OF DAY
1 -		22.844	1:03.527	68.45	8.816	15:43:14.195
2 -	33.476	22.397	55.873	77.83	1.162	15:44:10.068
3 -	33.097	22.274	55.371	78.53	0.660	15:45:05.439
4 -	32.991	22.513	55.504	78.34	0.793	15:46:00.943
5 -	33.484	22.391	55.875	77.82	1.164	15:46:56.818
6 -	33.107	22.182	55.289	78.65	0.578	15:47:52.107
7 -	32.932	22.322	55.254 (3)	78.70	0.543	15:48:47.361
8 -	32.895	22.206	55.101 (2)	78.92	0.390	15:49:42.462
9 -	32.656	22.055	54.711 (1)	79.48		15:50:37.173

BMCRC - MRO Championships 2023 - Rnd 1 @ Brands Hatch Indy

BMCRC Formula 400 & INTA Motorcycles Blue Haze GP 2-Stroke

RACE 15 - SECTOR ANALYSIS



SECTOR 1 = FL to I1, SECTOR 2 = I1 to FL, DIFF = Difference To Personal Best Lap, P = Crossed Finish Line in Pit Lane, D = Time Disallowed

P13 152 S		Sean GOLDSMITH		Honda NC30 - Vanguard motorsport			
IDEAL LAP TIME : 54.794		BEST LAP TIME : 55.084		DIFFERENCE : 0.290			
LAP	SECTOR 1	SECTOR 2	LAP TIME	MPH	DIFF	TIME OF DAY	
1 -		23.223	1:03.816	68.14	8.732	15:43:14.484	
2 -	34.097	22.257	56.354	77.16	1.270	15:44:10.838	
3 -	33.046	22.158	55.204 (2)	78.77	0.120	15:45:06.042	
4 -	33.361	21.910	55.271 (3)	78.67	0.187	15:46:01.313	
5 -	33.378	22.141	55.519	78.32	0.435	15:46:56.832	
6 -	33.235	22.172	55.407	78.48	0.323	15:47:52.239	
7 -	33.253	22.099	55.352	78.56	0.268	15:48:47.591	
8 -	33.194	22.077	55.271 (3)	78.67	0.187	15:49:42.862	
9 -	32.884	22.200	55.084 (1)	78.94		15:50:37.946	

P14 3 GP		Tom BARRETT		Honda RS250 - The Two Stroke Workshop			
IDEAL LAP TIME : 55.001		BEST LAP TIME : 55.054		DIFFERENCE : 0.053			
LAP	SECTOR 1	SECTOR 2	LAP TIME	MPH	DIFF	TIME OF DAY	
1 -		22.747	1:04.681	67.23	9.627	15:43:15.349	
2 -	33.509	22.093	55.602	78.20	0.548	15:44:10.951	
3 -	34.674	22.009	56.683	76.71	1.629	15:45:07.634	
4 -	33.216	22.009	55.225 (3)	78.74	0.171	15:46:02.859	
5 -	33.356	21.843	55.199 (2)	78.78	0.145	15:46:58.058	
6 -	33.269	21.785	55.054 (1)	78.98		15:47:53.112	
7 -	33.329	22.014	55.343	78.57	0.289	15:48:48.455	
8 -	33.398	21.950	55.348	78.56	0.294	15:49:43.803	
9 -	33.326	22.055	55.381	78.52	0.327	15:50:39.184	

P15 77 GP		Andrew GLASGOW		Yamaha TZ250 5KE - Hiab service (hw) ltd			
IDEAL LAP TIME : 55.814		BEST LAP TIME : 55.976		DIFFERENCE : 0.162			
LAP	SECTOR 1	SECTOR 2	LAP TIME	MPH	DIFF	TIME OF DAY	
1 -		23.076	1:04.701	67.21	8.725	15:43:15.369	
2 -	34.077	22.674	56.751	76.62	0.775	15:44:12.120	
3 -	34.327	22.675	57.002	76.28	1.026	15:45:09.122	
4 -	34.072	22.821	56.893	76.43	0.917	15:46:06.015	
5 -	34.060	22.795	56.855	76.48	0.879	15:47:02.870	
6 -	34.238	22.689	56.927	76.38	0.951	15:47:59.797	
7 -	34.028	22.629	56.657 (3)	76.75	0.681	15:48:56.454	
8 -	33.599	22.399	55.998 (2)	77.65	0.022	15:49:52.452	
9 -	33.415	22.561	55.976 (1)	77.68		15:50:48.428	

P16 123 S/R		Mark GALLAGHER		Honda RVF 400 -			
IDEAL LAP TIME : 56.310		BEST LAP TIME : 56.312		DIFFERENCE : 0.002			
LAP	SECTOR 1	SECTOR 2	LAP TIME	MPH	DIFF	TIME OF DAY	
1 -		22.818	1:03.784	68.17	7.472	15:43:14.452	
2 -	33.951	22.361	56.312 (1)	77.22		15:44:10.764	
3 -	34.548	22.437	56.985	76.31	0.673	15:45:07.749	
4 -	33.949	22.552	56.501 (2)	76.96	0.189	15:46:04.250	
5 -	33.949	22.676	56.625 (3)	76.79	0.313	15:47:00.875	
6 -	34.177	22.545	56.722	76.66	0.410	15:47:57.597	
7 -	34.369	22.785	57.154	76.08	0.842	15:48:54.751	
8 -	34.141	22.719	56.860	76.47	0.548	15:49:51.611	
9 -	34.373	22.856	57.229	75.98	0.917	15:50:48.840	

BMCRC - MRO Championships 2023 - Rnd 1 @ Brands Hatch Indy

BMCRC Formula 400 & INTA Motorcycles Blue Haze GP 2-Stroke

RACE 15 - SECTOR ANALYSIS



SECTOR 1 = FL to I1, SECTOR 2 = I1 to FL, DIFF = Difference To Personal Best Lap, P = Crossed Finish Line in Pit Lane, D = Time Disallowed

P17 88 GP		George PRINOS		Yamaha TZ250 - KAPPA PLANNING LTD		
IDEAL LAP TIME : 57.252		BEST LAP TIME : 57.298		DIFFERENCE : 0.046		
LAP	SECTOR 1	SECTOR 2	LAP TIME	MPH	DIFF	TIME OF DAY
1 -		23.147	1:05.938	65.94	8.640	15:43:16.606
2 -	34.688	22.610	57.298 (1)	75.89		15:44:13.904
3 -	34.745	22.958	57.703 (3)	75.36	0.405	15:45:11.607
4 -	34.882	23.053	57.935	75.06	0.637	15:46:09.542
5 -	34.915	23.259	58.174	74.75	0.876	15:47:07.716
6 -	34.953	22.894	57.847	75.17	0.549	15:48:05.563
7 -	35.158	23.839	58.997	73.70	1.699	15:49:04.560
8 -	35.205	22.800	58.005	74.96	0.707	15:50:02.565
9 -	34.642	22.727	57.369 (2)	75.80	0.071	15:50:59.934

P18 90 S		Steve RAPA		Honda RVF400 (BRUCE) - My Own Fair Hands		
IDEAL LAP TIME : 57.738		BEST LAP TIME : 57.802		DIFFERENCE : 0.064		
LAP	SECTOR 1	SECTOR 2	LAP TIME	MPH	DIFF	TIME OF DAY
1 -		23.181	1:04.710	67.20	6.908	15:43:15.378
2 -	34.723	23.168	57.891 (3)	75.11	0.089	15:44:13.269
3 -	34.932	23.020	57.952	75.03	0.150	15:45:11.221
4 -	34.944	23.555	58.499	74.33	0.697	15:46:09.720
5 -	35.002	23.222	58.224	74.68	0.422	15:47:07.944
6 -	34.972	23.111	58.083	74.86	0.281	15:48:06.027
7 -	34.951	23.352	58.303	74.58	0.501	15:49:04.330
8 -	34.759	23.077	57.836 (2)	75.18	0.034	15:50:02.166
9 -	34.718	23.084	57.802 (1)	75.23		15:50:59.968

P19 186 S		Steve RICHARDS		Kawasaki ZXR400 -		
IDEAL LAP TIME : 56.924		BEST LAP TIME : 57.316		DIFFERENCE : 0.392		
LAP	SECTOR 1	SECTOR 2	LAP TIME	MPH	DIFF	TIME OF DAY
1 -		23.081	1:05.469	66.42	8.153	15:43:16.137
2 -	34.242	23.074	57.316 (1)	75.87		15:44:13.453
3 -	35.434	23.117	58.551	74.27	1.235	15:45:12.004
4 -	35.096	22.958	58.054	74.90	0.738	15:46:10.058
5 -	34.975	22.894	57.869 (3)	75.14	0.553	15:47:07.927
6 -	35.310	22.810	58.120	74.82	0.804	15:48:06.047
7 -	35.116	23.483	58.599	74.20	1.283	15:49:04.646
8 -	35.374	22.862	58.236	74.67	0.920	15:50:02.882
9 -	34.919	22.682	57.601 (2)	75.49	0.285	15:51:00.483

P20 39 S		Aaron MONK		Kawasaki NINJA 400 - flyaspitfire.co.uk		
IDEAL LAP TIME : 57.306		BEST LAP TIME : 57.505		DIFFERENCE : 0.199		
LAP	SECTOR 1	SECTOR 2	LAP TIME	MPH	DIFF	TIME OF DAY
1 -		23.486	1:06.927	64.97	9.422	15:43:17.595
2 -	34.499	23.245	57.744	75.30	0.239	15:44:15.339
3 -	34.379	23.316	57.695 (2)	75.37	0.190	15:45:13.034
4 -	35.306	23.108	58.414	74.44	0.909	15:46:11.448
5 -	35.057	23.177	58.234	74.67	0.729	15:47:09.682
6 -	34.566	23.174	57.740 (3)	75.31	0.235	15:48:07.422
7 -	34.742	23.223	57.965	75.02	0.460	15:49:05.387
8 -	35.259	23.093	58.352	74.52	0.847	15:50:03.739
9 -	34.578	22.927	57.505 (1)	75.62		15:51:01.244

BMCRC - MRO Championships 2023 - Rnd 1 @ Brands Hatch Indy

BMCRC Formula 400 & INTA Motorcycles Blue Haze GP 2-Stroke

RACE 15 - SECTOR ANALYSIS



SECTOR 1 = FL to I1, SECTOR 2 = I1 to FL, DIFF = Difference To Personal Best Lap, P = Crossed Finish Line in Pit Lane, D = Time Disallowed

P21 97 S		Nicholas TAIG		Honda VFR400 NC30 - RST, Bell Helmets UK		
IDEAL LAP TIME :		BEST LAP TIME : 57.523		DIFFERENCE :		
LAP	SECTOR 1	SECTOR 2	LAP TIME	MPH	DIFF	TIME OF DAY
1 -			1:06.959	64.94	9.436	15:43:17.626
2 -			58.010	74.96	0.487	15:44:15.637
3 -			58.381	74.48	0.858	15:45:14.018
4 -			58.596	74.21	1.073	15:46:12.614
5 -			57.918	75.08	0.395	15:47:10.532
6 -			57.717 (2)	75.34	0.194	15:48:08.249
7 -			57.897 (3)	75.10	0.374	15:49:06.146
8 -			58.242	74.66	0.719	15:50:04.388
9 -			57.523 (1)	75.59		15:51:01.911

P22 24 S		Harley GODZISZ		Honda NC30 - SonicRacing.co.uk		
IDEAL LAP TIME : 58.942		BEST LAP TIME : 59.527		DIFFERENCE : 0.585		
LAP	SECTOR 1	SECTOR 2	LAP TIME	MPH	DIFF	TIME OF DAY
1 -		23.994	1:07.871	64.07	8.344	15:43:18.539
2 -	35.627	23.949	59.576 (3)	72.99	0.049	15:44:18.115
3 -	36.035	24.076	1:00.111	72.34	0.584	15:45:18.226
4 -	36.793	24.423	1:01.216	71.03	1.689	15:46:19.442
5 -	35.587	23.954	59.541 (2)	73.03	0.014	15:47:18.983
6 -	35.949	24.159	1:00.108	72.34	0.581	15:48:19.091
7 -	36.028	23.582	59.610	72.95	0.083	15:49:18.701
8 -	35.360	24.167	59.527 (1)	73.05		15:50:18.228

P23 10 S		Mike BRUNSDON		Kawasaki NINJA 400 - Pure Moto - SHAD UK		
IDEAL LAP TIME : 59.332		BEST LAP TIME : 59.344		DIFFERENCE : 0.012		
LAP	SECTOR 1	SECTOR 2	LAP TIME	MPH	DIFF	TIME OF DAY
1 -		24.516	1:10.321	61.83	10.977	15:43:20.989
2 -	35.694	23.854	59.548 (2)	73.02	0.204	15:44:20.537
3 -	35.478	23.866	59.344 (1)	73.27		15:45:19.881
4 -	36.254	24.495	1:00.749	71.58	1.405	15:46:20.630
5 -	35.646	24.278	59.924	72.56	0.580	15:47:20.554
6 -	35.797	23.972	59.769 (3)	72.75	0.425	15:48:20.323
7 -	35.976	24.094	1:00.070	72.39	0.726	15:49:20.393
8 -	35.903	24.225	1:00.128	72.32	0.784	15:50:20.521

P24 65 M		Andrew MOXON		Aprilia RS 250 - Vanguard MSport Uckfield + DART MSport		
IDEAL LAP TIME : 59.012		BEST LAP TIME : 59.134		DIFFERENCE : 0.122		
LAP	SECTOR 1	SECTOR 2	LAP TIME	MPH	DIFF	TIME OF DAY
1 -		23.839	1:08.736	63.26	9.602	15:43:19.404
2 -	35.639	23.495	59.134 (1)	73.53		15:44:18.538
3 -	36.283	23.373	59.656 (2)	72.89	0.522	15:45:18.194

P25 2 M		Andrew GILL		Kawasaki ZXR400 -		
IDEAL LAP TIME : 55.586		BEST LAP TIME : 55.586		DIFFERENCE : 0.000		
LAP	SECTOR 1	SECTOR 2	LAP TIME	MPH	DIFF	TIME OF DAY
1 -		22.285	1:00.689	71.65	5.103	15:43:11.357
2 -	33.370	22.216	55.586 (1)	78.23		15:44:06.943

BMCRC - MRO Championships 2023 - Rnd 1 @ Brands Hatch Indy

BMCRC Formula 400 & INTA Motorcycles Blue Haze GP 2-Stroke

RACE 15 - BEST SECTORS

SECTOR 1			SECTOR 2			IDEAL / BEST COMPARISON						
POS	NO	NAME	TIME	NO	NAME	TIME	POS	NO	NAME	IDEAL	BEST	DIFF
									PERFECT LAP	51.697		
1	75	JOHNSON	30.814	75	JOHNSON	20.883	1	75	JOHNSON	51.697	51.697	0.000
2	4	SEATH	31.576	4	SEATH	21.049	2	4	SEATH	52.625	52.625	0.000
3	151	SMITH	31.824	45	ELLIS	21.364	3	151	SMITH	53.342	53.694	0.352
4	13	EDMONDSON	32.220	25	SMITH	21.461	4	25	SMITH	53.790	53.867	0.077
5	25	SMITH	32.329	151	SMITH	21.518	5	13	EDMONDSON	53.875	53.875	0.000
6	95	MARSHALL	32.415	13	EDMONDSON	21.655	6	71	HARDY	54.211	54.214	0.003
7	71	HARDY	32.427	71	HARDY	21.784	7	45	ELLIS	54.236	54.236	0.000
8	87	DORLING	32.523	3	BARRETT	21.785	8	95	MARSHALL	54.464	54.513	0.049
9	16	MAJOR	32.656	23	ELLIS	21.797	9	23	ELLIS	54.534	54.534	0.000
10	23	ELLIS	32.737	53	WHITING	21.865	10	87	DORLING	54.560	54.589	0.029
11	53	WHITING	32.806	152	GOLDSMITH	21.910	11	53	WHITING	54.671	54.675	0.004
12	45	ELLIS	32.872	87	DORLING	22.037	12	16	MAJOR	54.711	54.711	0.000
13	152	GOLDSMITH	32.884	95	MARSHALL	22.049	13	152	GOLDSMITH	54.794	55.084	0.290
14	3	BARRETT	33.216	16	MAJOR	22.055	14	3	BARRETT	55.001	55.054	0.053
15	2	GILL	33.370	2	GILL	22.216	15	2	GILL	55.586	55.586	0.000
16	77	GLASGOW	33.415	123	GALLAGHER	22.361	16	77	GLASGOW	55.814	55.976	0.162
17	123	GALLAGHER	33.949	77	GLASGOW	22.399	17	123	GALLAGHER	56.310	56.312	0.002
18	186	RICHARDS	34.242	88	PRINOS	22.610	18	186	RICHARDS	56.924	57.316	0.392
19	39	MONK	34.379	186	RICHARDS	22.682	19	88	PRINOS	57.252	57.298	0.046
20	88	PRINOS	34.642	39	MONK	22.927	20	39	MONK	57.306	57.505	0.199
21	90	RAPA	34.718	90	RAPA	23.020	21	90	RAPA	57.738	57.802	0.064
22	24	GODZISZ	35.360	65	MOXON	23.373	22	24	GODZISZ	58.942	59.527	0.585
23	10	BRUNSDON	35.478	24	GODZISZ	23.582	23	65	MOXON	59.012	59.134	0.122
24	65	MOXON	35.639	10	BRUNSDON	23.854	24	10	BRUNSDON	59.332	59.344	0.012
25							25	97	TAIG		57.523	

BMCRC - MRO Championships 2023 - Rnd 1 @ Brands Hatch Indy
BMCRC Formula 400 & INTA Motorcycles Blue Haze GP 2-Stroke
RACE 15 - STATISTICS

Competitors Started 25
Planned Start 2023-03-11 @ 16:20:00.000
Actual Start 2023-03-11 @ 15:42:10.667
Finish Time 2023-03-11 @ 15:50:07.349
Track Length 1.2079mi.
Total Laps 210
Total Distance Covered 253.6685mi.

Session Fastest Lap History

NO	CL	NAME	LAP TIME	TIME OF DAY	LAP	VEHICLE
75	GP	Anthony JOHNSON	52.915	15:44:02.315	2	Yamaha TZ250
75	GP	Anthony JOHNSON	52.602	15:44:54.919	3	Yamaha TZ250
75	GP	Anthony JOHNSON	52.488	15:45:47.405	4	Yamaha TZ250
75	GP	Anthony JOHNSON	52.311	15:46:39.715	5	Yamaha TZ250
75	GP	Anthony JOHNSON	51.871	15:47:31.587	6	Yamaha TZ250
75	GP	Anthony JOHNSON	51.697	15:50:07.369	9	Yamaha TZ250

Session Leader History

NO	CL	NAME	FROM LAP	LAPS LED	DISTANCE	VEHICLE
75	GP	Anthony JOHNSON	1	9	10.87 miles	Yamaha TZ250

Flag History

TYPE	TIME OF DAY
GREEN	15:42:10.667
FINISH	15:50:07.349

Flag Statistics

TYPE	COUNT	TOTAL LAPS	TOTAL TIME
Green	1	9	9:09.315
Red	0	0	0.000
Safety Car	0	0	0.000
FCY	0	0	0.000

BMCRC - MRO Championships 2023 - Rnd 1 @ Brands Hatch Indy

BMCRC Formula 400 & INTA Motorcycles Blue Haze GP 2-Stroke

RACE 15 - STATISTICS

CLASS : M

5 Starters

Fastest Lap History

NO	NAME	LAP TIME	TIME OF DAY	LAP	VEHICLE
4	James SEATH	54.011	15:44:04.080	2	Kawasaki ZXR400 L9
4	James SEATH	53.032	15:44:57.112	3	Kawasaki ZXR400 L9
4	James SEATH	52.958	15:46:43.305	5	Kawasaki ZXR400 L9
4	James SEATH	52.625	15:47:35.930	6	Kawasaki ZXR400 L9

Leader History

NO	NAME	FROM LAP	LAPS LED	DISTANCE	VEHICLE
4	James SEATH	1	9	10.87 miles	Kawasaki ZXR400 L9

BMCRC - MRO Championships 2023 - Rnd 1 @ Brands Hatch Indy
BMCRC Formula 400 & INTA Motorcycles Blue Haze GP 2-Stroke
RACE 15 - STATISTICS

CLASS : S

12 Starters

Fastest Lap History

NO	NAME	LAP TIME	TIME OF DAY	LAP	VEHICLE
151	Nick SMITH	53.704	15:44:03.544	2	Kawasaki ZXR400
151	Nick SMITH	53.694	15:44:57.238	3	Kawasaki ZXR400

Leader History

NO	NAME	FROM LAP	LAPS LED	DISTANCE	VEHICLE
151	Nick SMITH	1	9	10.87 miles	Kawasaki ZXR400

BMCRC - MRO Championships 2023 - Rnd 1 @ Brands Hatch Indy
BMCRC Formula 400 & INTA Motorcycles Blue Haze GP 2-Stroke
RACE 15 - STATISTICS

CLASS : S/R

1 Starters

Fastest Lap History

NO	NAME	LAP TIME	TIME OF DAY	LAP	VEHICLE
123	Mark GALLAGHER	56.312	15:44:10.776	2	Honda RVF 400

Leader History

NO	NAME	FROM LAP	LAPS LED	DISTANCE	VEHICLE
123	Mark GALLAGHER	1	9	10.87 miles	Honda RVF 400

BMCRC - MRO Championships 2023 - Rnd 1 @ Brands Hatch Indy

BMCRC Formula 400 & INTA Motorcycles Blue Haze GP 2-Stroke

RACE 15 - STATISTICS

CLASS : GP

7 Starters

Fastest Lap History

NO	NAME	LAP TIME	TIME OF DAY	LAP	VEHICLE
75	Anthony JOHNSON	52.915	15:44:02.315	2	Yamaha TZ250
75	Anthony JOHNSON	52.602	15:44:54.919	3	Yamaha TZ250
75	Anthony JOHNSON	52.488	15:45:47.405	4	Yamaha TZ250
75	Anthony JOHNSON	52.311	15:46:39.715	5	Yamaha TZ250
75	Anthony JOHNSON	51.871	15:47:31.587	6	Yamaha TZ250
75	Anthony JOHNSON	51.697	15:50:07.369	9	Yamaha TZ250

Leader History

NO	NAME	FROM LAP	LAPS LED	DISTANCE	VEHICLE
75	Anthony JOHNSON	1	9	10.87 miles	Yamaha TZ250

BMCRC - MRO Championships 2023 - Rnd 1 @ Brands Hatch Indy
BMCRC Formula 400 & INTA Motorcycles Blue Haze GP 2-Stroke
RACE 5 - GRID (11 Laps)

ROW 11	33		32		31	187 Scott DERMOTT
ROW 10	30	44 Liam ARMITAGE	29	22 Rik BALLERINI	28	8 Phil ATKINSON
ROW 9	27	162 Darren COOPER	26	70 Andrew BURSCOUGH	25	24 Harley GODZISZ 59.527
ROW 8	24	59.344 10 Mike BRUNSDON	23	59.134 65 Andrew MOXON	22	57.802 90 Steve RAPA
ROW 7	21	57.523 97 Nicholas TAIG	20	57.505 39 Aaron MONK	19	57.316 186 Steve RICHARDS
ROW 6	18	57.298 88 George PRINOS	17	56.312 123 Mark GALLAGHER	16	55.976 77 Andrew GLASGOW
ROW 5	15	55.586 2 Andrew GILL	14	55.084 152 Sean GOLDSMITH	13	55.054 3 Tom BARRETT
ROW 4	12	54.711 16 Alan MAJOR	11	54.675 53 Mark WHITING	10	54.589 87 Felix DORLING
ROW 3	9	54.534 23 Joe ELLIS	8	54.513 95 Greg MARSHALL	7	54.236 45 Phil ELLIS
ROW 2	6	54.214 71 Maximus HARDY	5	53.875 13 Doug EDMONDSON	4	53.867 25 Haydon SMITH
ROW 1	3	53.694 151 Nick SMITH	2	52.625 4 James SEATH	1	51.697 75 Anthony JOHNSON Pole

Brands Hatch Indy: 1.2079 miles

These results are provisional until the conclusion of any judicial and technical matters.

Clerk Of Course :	Stewards :	Timekeeper : <i>Craig Smith</i>
-------------------	------------	------------------------------------

Results can be found at www.tsl-timing.com

Printed - 15:54 Saturday, 11 March 2023



BMCRC - MRO Championships 2023 - Rnd 1 @ Brands Hatch Indy

BMCRC Formula 400 & INTA Motorcycles Blue Haze GP 2-Stroke

RACE 5 - CLASSIFICATION

POS	NO	CL	PIC NAME	ENTRY	LAPS	TIME	GAP	DIFF	MPH	BEST	ON
1	75	GP	1 Anthony JOHNSON	Yamaha TZ250 - INTA MOTORCYCLE SERVICES	11	9:56.401			80.20	52.621	10
2	25	M	1 Haydon SMITH	Kawasaki ZXR400 - HI-Precision Engineering Ltd	11	10:00.698	4.297	4.297	79.63	53.361	11
3	4	M	2 James SEATH	Kawasaki ZXR400 L9 - Ovenden Earthmoving	11	10:00.725	4.324	0.027	79.62	52.829	9
4	8	GP	2 Phil ATKINSON	Yamaha TZ350 - ROSE MOT/Oil Treatments	11	10:02.948	6.547	2.223	79.33	53.016	10
5	71	S	1 Maximus HARDY	Kawasaki NINJA 400 - DAD	11	10:12.607	16.206	9.659	78.08	54.770	4
6	45*	GP	3 Phil ELLIS	Yamaha TZ250 4TW -	11	10:13.253	16.852	0.646	78.00	53.051	10
7	87	S	2 Felix DORLING	Kawasaki NINJA 400 - Kernow Controls	11	10:19.507	23.106	6.254	77.21	55.149	10
8	95	S	3 Greg MARSHALL	Kawasaki NINJA 400 - Mum & Dad; HEL Performan	11	10:19.576	23.175	0.069	77.20	54.660	5
9	16	S	4 Alan MAJOR	Kawasaki ZXR400 - Major Performance Developme	11	10:23.155	26.754	3.579	76.76	55.176	9
10	77	GP	4 Andrew GLASGOW	Yamaha TZ250 5KE - Hlab service (hw) ltd	11	10:35.256	38.855	12.101	75.29	56.166	7
11	3	GP	5 Tom BARRETT	Honda RS250 - The Two Stroke Workshop	11	10:35.317	38.916	0.061	75.29	56.336	11
12	123	S/R	1 Mark GALLAGHER	Honda RVF 400 -	11	10:35.859	39.458	0.542	75.22	56.299	5
13	39	S	5 Aaron MONK	Kawasaki NINJA 400 - flyaspitfire.co.uk	11	10:39.098	42.697	3.239	74.84	56.203	7
14	88	GP	6 George PRINOS	Yamaha TZ250 - KAPPA PLANNING LTD	11	10:41.045	44.644	1.947	74.61	57.015	10
15	90	S	6 Steve RAPA	Honda RVF400 (BRUCE) - My Own Fair Hands	11	10:50.648	54.247	9.603	73.51	57.717	4
16	23	M	3 Joe ELLIS	Kawasaki EX 400 - Jpr	11	10:51.187	54.786	0.539	73.45	56.992	9
17	24	S	7 Harley GODZISZ	Honda NC30 - SonicRacing.co.uk	10	10:01.467	1 Lap	1 Lap	72.29	58.156	5
18	10	S	8 Mike BRUNSDON	Kawasaki NINJA 400 - Pure Moto - SHAD UK	10	10:12.413	1 Lap	10.946	71.00	59.666	4
19	99	S	9 Jack WOLFF	Kawasaki NINJA 300 - Nym Technologies Racing	10	10:30.392	1 Lap	17.979	68.98	1:01.151	2

NOT CLASSIFIED

DNF	151	S	Nick SMITH	Kawasaki ZXR400 - HI-Precision Engineering Ltd	9	8:15.918	2 Laps	1 Lap	78.91	53.555	7
DNF	97	S	Nicholas TAIG	Honda VFR400 NC30 - RST, Bell Helmets UK	6	6:01.852	5 Laps	3 Laps	72.10	57.756	6
DNF	13	GP	Doug EDMONDSON	Yamaha TZ250 - Kieran Lewis	5	4:53.589	6 Laps	1 Lap	74.05	56.929	5
DNF	65	M	Andrew MOXON	Aprilia RS 250 - Vanguard MSport Uckfield + DART	0						
DQ	152	S	Sean GOLDSMITH	Honda NC30 - Vanguard motorsport							

FASTEST LAP

	75	GP	Anthony JOHNSON	Yamaha TZ250 - INTA MOTORCYCLE SERVICES	10	52.621		82.64 mph	132.99 kph
	4	M	James SEATH	Kawasaki ZXR400 L9 - Ovenden Earthmoving	9	52.829		82.31 mph	132.47 kph
	151	S	Nick SMITH	Kawasaki ZXR400 - HI-Precision Engineering Ltd	7	53.555		81.19 mph	130.67 kph
	123	S/R	Mark GALLAGHER	Honda RVF 400 -	5	56.299		77.24 mph	124.30 kph

* No. 45 - 10 second penalty - yellow flag infringement

No. 152 - Disqualified for failing post race technical inspection

Class GP - 92.5% of Race Speed = 74.18 mph

Class M - 92.5% of Race Speed = 73.65 mph

Class S - 92.5% of Race Speed = 72.22 mph

Class S/R - 92.5% of Race Speed = 69.57 mph

Weather / Track : Cloudy / Dry

These results are provisional until the conclusion of any judicial and technical matters.

Race Distance: 11 Laps / 13.28 miles

Brands Hatch Indy: 1.2079 miles

Date: 12/03/2023 Start: 11:27 Finish: 11:37

Clerk Of Course :

Stewards :

Timekeeper :

Craig Smith

Results can be found at www.tsl-timing.com

Printed - 12:02 Sunday, 12 March 2023



BMCRC - MRO Championships 2023 - Rnd 1 @ Brands Hatch Indy

BMCRC Formula 400 & INTA Motorcycles Blue Haze GP 2-Strokes

RACE 5 - LAP CHART

LAP 1 @ 11:28:28.128			LAP 2 @ 11:29:23.038			LAP 3 @ 11:30:18.008			LAP 4 @ 11:31:12.326			LAP 5 @ 11:32:06.071			LAP 6 @ 11:32:59.872			LAP 7 @ 11:33:52.540			LAP 8 @ 11:34:45.805			LAP 9 @ 11:35:38.644			LAP 10 @ 11:36:31.265			LAP 11 @ 11:37:24.008		
NO	BEHIND	LAP TIME	NO	BEHIND	LAP TIME	NO	BEHIND	LAP TIME	NO	BEHIND	LAP TIME	NO	BEHIND	LAP TIME	NO	BEHIND	LAP TIME	NO	BEHIND	LAP TIME	NO	BEHIND	LAP TIME	NO	BEHIND	LAP TIME	NO	BEHIND	LAP TIME			
25		1:00.521	25		54.910	25		54.970	4		53.745	75		52.668	75		52.668	75		52.621	75		52.621	75		52.743	75		52.743			
4	0.088	1:00.609	4	0.157	54.979	4	0.108	54.921	25	0.223	53.709	25	0.935	53.467	25	1.455	53.785	25	1.455	53.785	25	4.297	53.361	25	4.297	53.361	25	4.297	53.361			
151	0.496	1:01.017	151	0.757	55.171	151	0.557	54.770	75	0.646	52.651	151	1.611	53.555	4	2.559	53.848	4	2.559	53.848	4	4.324	53.314	4	4.324	53.314	4	4.324	53.314			
71	0.962	1:01.483	71	1.402	55.350	71	1.494	55.062	88	15.278	57.392	4	1.976	54.196	45	2.812	53.441	45	2.812	53.441	45	5.343	53.051	45	5.343	53.051	45	5.343	53.051			
45	1.688	1:02.209	45	2.020	55.242	45	1.407	54.357	39	15.871	57.208	8	3.811	53.136	8	3.811	53.136	8	3.811	53.136	8	5.702	53.016	8	5.702	53.016	8	5.702	53.016			
13	2.954	1:03.475	13	2.954	55.891	13	2.954	55.891	23	22.424	59.265	71	6.567	54.847	71	6.567	54.847	71	6.567	54.847	71	13.583	55.335	71	13.583	55.335	71	13.583	55.335			
95	3.348	1:03.869	95	3.348	56.389	95	3.348	56.389	24	22.664	58.647	23	10.546	55.355	87	13.676	55.504	87	13.676	55.504	87	20.589	55.149	87	20.589	55.149	87	20.589	55.149			
16	3.390	1:03.911	16	5.711	57.231	16	5.711	57.231	10	27.201	59.666	95	10.546	55.355	152	14.974	55.690	152	14.974	55.690	152	24.039	56.072	152	24.039	56.072	152	24.039	56.072			
77	3.394	1:03.915	77	5.757	55.877	77	5.757	55.877	99	32.230	1:02.654	24	16.123	56.670	16	16.123	56.670	16	16.123	56.670	16	35.323	56.347	16	35.323	56.347	16	35.323	56.347			
87	3.630	1:04.151	87	5.969	57.925	87	5.969	57.925	8	3.655	53.560	77	23.163	56.166	77	23.163	56.166	77	23.163	56.166	77	38.847	56.798	77	38.847	56.798	77	38.847	56.798			
3	4.188	1:04.709	3	6.665	57.387	3	6.665	57.387	95	6.670	54.660	123	24.347	56.795	123	24.347	56.795	123	24.347	56.795	123	40.172	57.015	123	40.172	57.015	123	40.172	57.015			
75	4.413	1:04.934	75	6.986	58.502	75	6.986	58.502	87	9.024	55.429	3	24.794	57.254	3	24.794	57.254	3	24.794	57.254	3	48.668	58.574	3	48.668	58.574	3	48.668	58.574			
152	4.657	1:05.178	152	6.594	56.847	152	6.594	56.847	77	15.736	57.008	39	27.282	56.203	39	27.282	56.203	39	27.282	56.203	39	49.038	57.874	39	49.038	57.874	39	49.038	57.874			
8	4.790	1:05.311	8	5.969	57.925	8	5.969	57.925	4	0.223	53.709	88	27.418	57.216	88	27.418	57.216	88	27.418	57.216	88	58.668	58.574	88	58.668	58.574	88	58.668	58.574			
39	6.518	1:07.039	39	6.665	57.387	39	6.665	57.387	151	0.699	53.820	90	32.019	58.488	90	32.019	58.488	90	32.019	58.488	90	1:01.890	59.955	90	1:01.890	59.955	90	1:01.890	59.955			
88	6.690	1:07.211	88	6.986	58.502	88	6.986	58.502	23	2.057	54.146	23	35.326	57.183	23	35.326	57.183	23	35.326	57.183	23	16.206	55.366	23	16.206	55.366	23	16.206	55.366			
123	6.861	1:07.382	123	9.736	57.785	123	9.736	57.785	71	3.356	55.155	24	37.147	58.348	24	37.147	58.348	24	37.147	58.348	24	35.323	56.347	24	35.323	56.347	24	35.323	56.347			
90	7.009	1:07.530	90	9.986	58.378	90	9.986	58.378	8	3.655	53.560	10	47.629	1:00.018	10	47.629	1:00.018	10	47.629	1:00.018	10	58.668	58.574	10	58.668	58.574	10	58.668	58.574			
23	7.552	1:08.073	23	13.415	1:00.773	23	13.415	1:00.773	95	6.670	54.660	16	16.123	56.670	16	16.123	56.670	16	16.123	56.670	16	49.038	57.874	16	49.038	57.874	16	49.038	57.874			
97	9.626	1:10.147	97	13.982	59.266	97	13.982	59.266	77	15.736	57.008	77	23.163	56.166	77	23.163	56.166	77	23.163	56.166	77	58.668	58.574	77	58.668	58.574	77	58.668	58.574			
24	9.786	1:10.307	24	14.690	59.814	24	14.690	59.814	8	3.655	53.560	152	14.974	55.690	152	14.974	55.690	152	14.974	55.690	152	58.668	58.574	152	58.668	58.574	152	58.668	58.574			
10	11.146	1:11.667	10	17.021	1:00.785	10	17.021	1:00.785	95	6.670	54.660	77	23.163	56.166	77	23.163	56.166	77	23.163	56.166	77	58.668	58.574	77	58.668	58.574	77	58.668	58.574			
99	11.331	1:11.852	99	17.572	1:01.151	99	17.572	1:01.151	87	9.024	55.429	87	23.163	56.166	87	23.163	56.166	87	23.163	56.166	87	58.668	58.574	87	58.668	58.574	87	58.668	58.574			

Weather / Track : Cloudy / Dry

Brands Hatch Indy: 1.2079 miles
Date: 12/03/2023 Start: 11:27 Finish: 11:37

Results can be found at www.tsl-timing.com

Printed - 11:39 Sunday, 12 March 2023

BMCRC - MRO Championships 2023 - Rnd 1 @ Brands Hatch Indy

BMCRC Formula 400 & INTA Motorcycles Blue Haze GP 2-Stroke

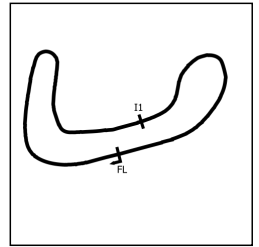
RACE 5 - POSITION CHART

No	Name	Lap Pos												
			1	2	3	4	5	6	7	8	9	10	11	
75	JOHNSON	1	25	25	25	4	4	75	75	75	75	75	75	75
4	SEATH	2	4	4	4	25	25	25	25	25	25	25	25	25
151	SMITH	3	151	151	151	151	75	4	151	4	4	4	4	4
25	SMITH	4	71	71	45	45	151	151	4	151	151	45	8	
13	EDMONDSON	5	45	45	71	75	45	45	45	45	45	8	45	
71	HARDY	6	13	95	75	71	71	8	8	8	8	71	71	
45	ELLIS	7	95	87	8	8	8	71	71	71	71	87	87	
95	MARSHALL	8	16	75	95	95	95	95	95	95	87	95	95	
23	ELLIS	9	77	16	87	87	87	87	87	87	95	152	16	
87	DORLING	10	87	8	16	152	152	152	152	152	152	16	152	
16	MAJOR	11	3	13	152	16	16	16	16	16	16	77	77	
3	BARRETT	12	75	152	13	13	13	77	77	77	77	3	3	
152	GOLDSMITH	13	152	3	3	3	3	3	123	123	123	123	123	
77	GLASGOW	14	8	77	77	77	77	123	3	3	3	39	39	
123	GALLAGHER	15	39	88	123	123	123	88	39	39	39	88	88	
88	PRINOS	16	88	123	88	88	88	39	88	88	88	90	90	
39	MONK	17	123	39	39	39	39	90	90	90	90	23	23	
97	TAIG	18	90	90	90	90	90	97	23	23	23	24		
90	RAPA	19	23	23	97	97	97	23	24	24	24	10		
65	MOXON	20	97	97	23	23	23	24	10	10	10	99		
10	BRUNSDON	21	24	24	24	24	24	10	99	99	99			
24	GODZISZ	22	10	10	10	10	10	99						
8	ATKINSON	23	99	99	99	99	99							
99	WOLFF	24												

BMCRC - MRO Championships 2023 - Rnd 1 @ Brands Hatch Indy

BMCRC Formula 400 & INTA Motorcycles Blue Haze GP 2-Stroke

RACE 5 - SECTOR ANALYSIS



SECTOR 1 = FL to I1, SECTOR 2 = I1 to FL, DIFF = Difference To Personal Best Lap, P = Crossed Finish Line in Pit Lane, D = Time Disallowed

P1 75 GP		Anthony JOHNSON		Yamaha TZ250 - INTA MOTORCYCLE SERVICES LTD		
IDEAL LAP TIME : 52.479		BEST LAP TIME : 52.621		DIFFERENCE : 0.142		
LAP	SECTOR 1	SECTOR 2	LAP TIME	MPH	DIFF	TIME OF DAY
1 -		22.002	1:04.934	66.96	12.313	11:28:32.541
2 -	33.956	21.935	55.891	77.80	3.270	11:29:28.432
3 -	31.806	21.187	52.993	82.05	0.372	11:30:21.425
4 -	31.639	21.002	52.641 (2)	82.60	0.020	11:31:14.066
5 -	31.703	20.948	52.651 (3)	82.59	0.030	11:32:06.717
6 -	31.876	21.279	53.155	81.80	0.534	11:32:59.872
7 -	31.531	21.137	52.668	82.56	0.047	11:33:52.540
8 -	31.905	21.360	53.265	81.64	0.644	11:34:45.805
9 -	31.591	21.248	52.839	82.29	0.218	11:35:38.644
10 -	31.649	20.972	52.621 (1)	82.64		11:36:31.265
11 -	31.702	21.041	52.743	82.44	0.122	11:37:24.008

P2 25 M		Haydon SMITH		Kawasaki ZXR400 - HI-Precision Engineering Ltd		
IDEAL LAP TIME : 53.060		BEST LAP TIME : 53.361		DIFFERENCE : 0.301		
LAP	SECTOR 1	SECTOR 2	LAP TIME	MPH	DIFF	TIME OF DAY
1 -		22.240	1:00.521	71.85	7.160	11:28:28.128
2 -	33.182	21.728	54.910	79.19	1.549	11:29:23.038
3 -	33.073	21.897	54.970	79.10	1.609	11:30:18.008
4 -	32.936	21.641	54.577	79.67	1.216	11:31:12.585
5 -	32.359	21.350	53.709 (3)	80.96	0.348	11:32:06.294
6 -	32.167	21.547	53.714	80.95	0.353	11:33:00.008
7 -	32.263	21.204	53.467 (2)	81.33	0.106	11:33:53.475
8 -	32.280	21.505	53.785	80.85	0.424	11:34:47.260
9 -	32.176	21.584	53.760	80.88	0.399	11:35:41.020
10 -	32.405	21.519	53.924	80.64	0.563	11:36:34.944
11 -	31.856	21.505	53.361 (1)	81.49		11:37:28.305

P3 4 M		James SEATH		Kawasaki ZXR400 L9 - Ovenden Earthmoving		
IDEAL LAP TIME : 52.829		BEST LAP TIME : 52.829		DIFFERENCE : 0.000		
LAP	SECTOR 1	SECTOR 2	LAP TIME	MPH	DIFF	TIME OF DAY
1 -		22.174	1:00.609	71.74	7.780	11:28:28.216
2 -	33.185	21.794	54.979	79.09	2.150	11:29:23.195
3 -	33.128	21.793	54.921	79.17	2.092	11:30:18.116
4 -	32.794	21.416	54.210	80.21	1.381	11:31:12.326
5 -	32.389	21.356	53.745 (3)	80.91	0.916	11:32:06.071
6 -	32.900	21.349	54.249	80.16	1.420	11:33:00.320
7 -	32.876	21.320	54.196	80.23	1.367	11:33:54.516
8 -	32.328	21.520	53.848	80.75	1.019	11:34:48.364
9 -	31.710	21.119	52.829 (1)	82.31		11:35:41.193
10 -	32.388	21.437	53.825	80.79	0.996	11:36:35.018
11 -	31.950	21.364	53.314 (2)	81.56	0.485	11:37:28.332

P4 8 GP		Phil ATKINSON		Yamaha TZ350 - ROSE MOT/Q Oil Treatments		
IDEAL LAP TIME : 53.012		BEST LAP TIME : 53.016		DIFFERENCE : 0.004		
LAP	SECTOR 1	SECTOR 2	LAP TIME	MPH	DIFF	TIME OF DAY
1 -		22.142	1:05.311	66.58	12.295	11:28:32.918
2 -	33.955	21.922	55.877	77.82	2.861	11:29:28.795
3 -	32.757	21.334	54.091	80.39	1.075	11:30:22.886
4 -	32.124	21.156	53.280 (3)	81.61	0.264	11:31:16.166
5 -	32.485	21.075	53.560	81.19	0.544	11:32:09.726
6 -	32.342	21.147	53.489	81.29	0.473	11:33:03.215
7 -	32.052	21.084	53.136 (2)	81.83	0.120	11:33:56.351
8 -	32.187	21.606	53.793	80.83	0.777	11:34:50.144
9 -	32.497	21.310	53.807	80.81	0.791	11:35:43.951
10 -	32.056	20.960	53.016 (1)	82.02		11:36:36.967
11 -	32.360	21.228	53.588	81.14	0.572	11:37:30.555

BMCRC - MRO Championships 2023 - Rnd 1 @ Brands Hatch Indy

BMCRC Formula 400 & INTA Motorcycles Blue Haze GP 2-Stroke

RACE 5 - SECTOR ANALYSIS



SECTOR 1 = FL to I1, SECTOR 2 = I1 to FL, DIFF = Difference To Personal Best Lap, P = Crossed Finish Line in Pit Lane, D = Time Disallowed

P5 71 S		Maximus HARDY		Kawasaki NINJA 400 - DAD		
IDEAL LAP TIME : 54.633		BEST LAP TIME : 54.770		DIFFERENCE : 0.137		
LAP	SECTOR 1	SECTOR 2	LAP TIME	MPH	DIFF	TIME OF DAY
1 -		22.446	1:01.483	70.72	6.713	11:28:29.090
2 -	33.244	22.106	55.350	78.56	0.580	11:29:24.440
3 -	33.040	22.022	55.062	78.97	0.292	11:30:19.502
4 -	32.841	21.929	54.770 (1)	79.39		11:31:14.272
5 -	33.247	21.908	55.155	78.84	0.385	11:32:09.427
6 -	32.847	21.986	54.833 (2)	79.30	0.063	11:33:04.260
7 -	32.725	22.122	54.847 (3)	79.28	0.077	11:33:59.107
8 -	32.939	22.252	55.191	78.79	0.421	11:34:54.298
9 -	33.022	22.193	55.215	78.75	0.445	11:35:49.513
10 -	33.051	22.284	55.335	78.58	0.565	11:36:44.848
11 -	33.084	22.282	55.366	78.54	0.596	11:37:40.214

P6 45 GP		Phil ELLIS		Yamaha TZ250 4TW -		
IDEAL LAP TIME : 53.051		BEST LAP TIME : 53.051		DIFFERENCE : 0.000		
LAP	SECTOR 1	SECTOR 2	LAP TIME	MPH	DIFF	TIME OF DAY
1 -		22.107	1:02.209	69.90	9.158	11:28:29.816
2 -	33.510	21.732	55.242	78.71	2.191	11:29:25.058
3 -	32.856	21.501	54.357	80.00	1.306	11:30:19.415
4 -	33.083	21.484	54.567	79.69	1.516	11:31:13.982
5 -	32.738	21.408	54.146	80.31	1.095	11:32:08.128
6 -	32.292	21.491	53.783	80.85	0.732	11:33:01.911
7 -	32.371	21.070	53.441 (2)	81.37	0.390	11:33:55.352
8 -	32.507	21.976	54.483	79.81	1.432	11:34:49.835
9 -	32.422	21.300	53.722 (3)	80.94	0.671	11:35:43.557
10 -	31.983	21.068	53.051 (1)	81.97		11:36:36.608
11 -	32.601	21.651	54.252	80.15	1.201	11:37:30.860

P7 87 S		Felix DORLING		Kawasaki NINJA 400 - Kernow Controls		
IDEAL LAP TIME : 54.983		BEST LAP TIME : 55.149		DIFFERENCE : 0.166		
LAP	SECTOR 1	SECTOR 2	LAP TIME	MPH	DIFF	TIME OF DAY
1 -		22.882	1:04.151	67.78	9.002	11:28:31.758
2 -	34.092	22.401	56.493	76.97	1.344	11:29:28.251
3 -	33.521	22.473	55.994	77.66	0.845	11:30:24.245
4 -	33.306	22.115	55.421	78.46	0.272	11:31:19.666
5 -	33.189	22.240	55.429	78.45	0.280	11:32:15.095
6 -	33.327	22.290	55.617	78.18	0.468	11:33:10.712
7 -	33.359	22.145	55.504	78.34	0.355	11:34:06.216
8 -	32.868	22.304	55.172 (2)	78.81	0.023	11:35:01.388
9 -	33.175	22.142	55.317	78.61	0.168	11:35:56.705
10 -	33.027	22.122	55.149 (1)	78.85		11:36:51.854
11 -	33.082	22.178	55.260 (3)	78.69	0.111	11:37:47.114

P8 95 S		Greg MARSHALL		Kawasaki NINJA 400 - Mum & Dad; HEL Performance		
IDEAL LAP TIME : 54.410		BEST LAP TIME : 54.660		DIFFERENCE : 0.250		
LAP	SECTOR 1	SECTOR 2	LAP TIME	MPH	DIFF	TIME OF DAY
1 -		23.061	1:03.869	68.08	9.209	11:28:31.476
2 -	33.941	22.448	56.389	77.11	1.729	11:29:27.865
3 -	33.330	22.165	55.495	78.36	0.835	11:30:23.360
4 -	32.842	21.879	54.721 (3)	79.46	0.061	11:31:18.081
5 -	32.669	21.991	54.660 (1)	79.55		11:32:12.741
6 -	33.001	21.989	54.990	79.07	0.330	11:33:07.731
7 -	33.142	22.213	55.355	78.55	0.695	11:34:03.086
8 -	35.867	22.335	58.202	74.71	3.542	11:35:01.288
9 -	33.040	22.430	55.470	78.39	0.810	11:35:56.758
10 -	33.639	22.069	55.708	78.06	1.048	11:36:52.466
11 -	32.531	22.186	54.717 (2)	79.47	0.057	11:37:47.183

BMCRC - MRO Championships 2023 - Rnd 1 @ Brands Hatch Indy

BMCRC Formula 400 & INTA Motorcycles Blue Haze GP 2-Stroke

RACE 5 - SECTOR ANALYSIS



SECTOR 1 = FL to I1, SECTOR 2 = I1 to FL, DIFF = Difference To Personal Best Lap, P = Crossed Finish Line in Pit Lane, D = Time Disallowed

P9 16 S		Alan MAJOR		Kawasaki ZXR400 - Major Performance Developments		
IDEAL LAP TIME : 55.071		BEST LAP TIME : 55.176		DIFFERENCE : 0.105		
LAP	SECTOR 1	SECTOR 2	LAP TIME	MPH	DIFF	TIME OF DAY
1 -		22.867	1:03.911	68.04	8.735	11:28:31.518
2 -	34.720	22.511	57.231	75.98	2.055	11:29:28.749
3 -	33.786	22.163	55.949	77.72	0.773	11:30:24.698
4 -	33.700	22.303	56.003	77.64	0.827	11:31:20.701
5 -	33.456	21.980	55.436 (3)	78.44	0.260	11:32:16.137
6 -	33.759	22.097	55.856	77.85	0.680	11:33:11.993
7 -	33.667	23.003	56.670	76.73	1.494	11:34:08.663
8 -	33.245	22.236	55.481	78.38	0.305	11:35:04.144
9 -	33.116	22.060	55.176 (1)	78.81		11:35:59.320
10 -	34.301	21.955	56.256	77.30	1.080	11:36:55.576
11 -	33.142	22.044	55.186 (2)	78.79	0.010	11:37:50.762

P10 152 S		Sean GOLDSMITH		Honda NC30 - Vanguard motorsport		
IDEAL LAP TIME : 55.270		BEST LAP TIME : 55.359		DIFFERENCE : 0.089		
LAP	SECTOR 1	SECTOR 2	LAP TIME	MPH	DIFF	TIME OF DAY
1 -		22.646	1:05.178	66.71	9.819	11:28:32.785
2 -	34.042	22.805	56.847	76.49	1.488	11:29:29.632
3 -	33.412	21.947	55.359 (1)	78.55		11:30:24.991
4 -	33.397	22.082	55.479 (2)	78.38	0.120	11:31:20.470
5 -	33.323	22.208	55.531 (3)	78.30	0.172	11:32:16.001
6 -	33.476	22.347	55.823	77.89	0.464	11:33:11.824
7 -	33.644	22.046	55.690	78.08	0.331	11:34:07.514
8 -	33.541	22.102	55.643	78.15	0.284	11:35:03.157
9 -	33.914	22.161	56.075	77.54	0.716	11:35:59.232
10 -	34.087	21.985	56.072	77.55	0.713	11:36:55.304
11 -	33.667	22.001	55.668	78.11	0.309	11:37:50.972

P11 77 GP		Andrew GLASGOW		Yamaha TZ250 5KE - Hiab service (hw) ltd		
IDEAL LAP TIME : 56.166		BEST LAP TIME : 56.166		DIFFERENCE : 0.000		
LAP	SECTOR 1	SECTOR 2	LAP TIME	MPH	DIFF	TIME OF DAY
1 -		22.723	1:03.915	68.03	7.749	11:28:31.522
2 -	35.264	23.238	58.502	74.33	2.336	11:29:30.024
3 -	34.110	23.055	57.165	76.07	0.999	11:30:27.189
4 -	34.693	22.917	57.610	75.48	1.444	11:31:24.799
5 -	34.338	22.670	57.008	76.28	0.842	11:32:21.807
6 -	35.002	22.728	57.730	75.32	1.564	11:33:19.537
7 -	33.899	22.267	56.166 (1)	77.42		11:34:15.703
8 -	34.039	22.595	56.634 (2)	76.78	0.468	11:35:12.337
9 -	34.231	22.730	56.961	76.34	0.795	11:36:09.298
10 -	34.181	22.721	56.902	76.42	0.736	11:37:06.200
11 -	34.153	22.510	56.663 (3)	76.74	0.497	11:38:02.863

P12 3 GP		Tom BARRETT		Honda RS250 - The Two Stroke Workshop		
IDEAL LAP TIME : 56.018		BEST LAP TIME : 56.336		DIFFERENCE : 0.318		
LAP	SECTOR 1	SECTOR 2	LAP TIME	MPH	DIFF	TIME OF DAY
1 -		22.339	1:04.709	67.20	8.373	11:28:32.316
2 -	35.298	22.089	57.387	75.77	1.051	11:29:29.703
3 -	34.223	22.794	57.017	76.26	0.681	11:30:26.720
4 -	34.868	22.859	57.727	75.33	1.391	11:31:24.447
5 -	34.290	22.730	57.020	76.26	0.684	11:32:21.467
6 -	35.539	23.074	58.613	74.19	2.277	11:33:20.080
7 -	34.718	22.536	57.254	75.95	0.918	11:34:17.334
8 -	34.155	22.380	56.535	76.91	0.199	11:35:13.869
9 -	34.338	22.034	56.372 (3)	77.14	0.036	11:36:10.241
10 -	34.262	22.085	56.347 (2)	77.17	0.011	11:37:06.588
11 -	33.984	22.352	56.336 (1)	77.19		11:38:02.924

BMCRC - MRO Championships 2023 - Rnd 1 @ Brands Hatch Indy

BMCRC Formula 400 & INTA Motorcycles Blue Haze GP 2-Stroke

RACE 5 - SECTOR ANALYSIS



SECTOR 1 = FL to I1, SECTOR 2 = I1 to FL, DIFF = Difference To Personal Best Lap, P = Crossed Finish Line in Pit Lane, D = Time Disallowed

P13 123 S/R		Mark GALLAGHER		Honda RVF 400 -		
IDEAL LAP TIME : 56.085		BEST LAP TIME : 56.299		DIFFERENCE : 0.214		
LAP	SECTOR 1	SECTOR 2	LAP TIME	MPH	DIFF	TIME OF DAY
1 -		23.131	1:07.382	64.53	11.083	11:28:34.989
2 -	35.003	22.782	57.785	75.25	1.486	11:29:32.774
3 -	34.190	22.419	56.609	76.81	0.310	11:30:29.383
4 -	34.317	22.282	56.599	76.83	0.300	11:31:25.982
5 -	33.803	22.496	56.299 (1)	77.24		11:32:22.281
6 -	35.049	22.762	57.811	75.22	1.512	11:33:20.092
7 -	34.432	22.363	56.795	76.56	0.496	11:34:16.887
8 -	34.376	22.534	56.910	76.41	0.611	11:35:13.797
9 -	34.038	22.344	56.382 (2)	77.12	0.083	11:36:10.179
10 -	33.919	22.640	56.559 (3)	76.88	0.260	11:37:06.738
11 -	33.898	22.830	56.728	76.65	0.429	11:38:03.466

P14 39 S		Aaron MONK		Kawasaki NINJA 400 - flyaspitfire.co.uk		
IDEAL LAP TIME : 56.161		BEST LAP TIME : 56.203		DIFFERENCE : 0.042		
LAP	SECTOR 1	SECTOR 2	LAP TIME	MPH	DIFF	TIME OF DAY
1 -		23.805	1:07.039	64.86	10.836	11:28:34.646
2 -	35.108	23.270	58.378	74.49	2.175	11:29:33.024
3 -	35.105	22.860	57.965	75.02	1.762	11:30:30.989
4 -	34.302	22.906	57.208	76.01	1.005	11:31:28.197
5 -	34.619	22.722	57.341	75.83	1.138	11:32:25.538
6 -	35.237	22.844	58.081	74.87	1.878	11:33:23.619
7 -	33.822	22.381	56.203 (1)	77.37		11:34:19.822
8 -	33.780	22.754	56.534 (2)	76.92	0.331	11:35:16.356
9 -	34.090	22.868	56.958	76.34	0.755	11:36:13.314
10 -	33.992	22.806	56.798	76.56	0.595	11:37:10.112
11 -	33.827	22.766	56.593 (3)	76.83	0.390	11:38:06.705

P15 88 GP		George PRINOS		Yamaha TZ250 - KAPPA PLANNING LTD		
IDEAL LAP TIME : 56.914		BEST LAP TIME : 57.015		DIFFERENCE : 0.101		
LAP	SECTOR 1	SECTOR 2	LAP TIME	MPH	DIFF	TIME OF DAY
1 -		23.685	1:07.211	64.70	10.196	11:28:34.818
2 -	34.932	22.767	57.699	75.36	0.684	11:29:32.517
3 -	35.129	22.566	57.695	75.37	0.680	11:30:30.212
4 -	34.828	22.564	57.392	75.77	0.377	11:31:27.604
5 -	34.675	22.658	57.333	75.84	0.318	11:32:24.937
6 -	35.053	22.752	57.805	75.22	0.790	11:33:22.742
7 -	34.863	22.353	57.216	76.00	0.201	11:34:19.958
8 -	34.689	22.443	57.132 (2)	76.11	0.117	11:35:17.090
9 -	34.725	22.607	57.332	75.84	0.317	11:36:14.422
10 -	34.561	22.454	57.015 (1)	76.27		11:37:11.437
11 -	34.614	22.601	57.215 (3)	76.00	0.200	11:38:08.652

P16 90 S		Steve RAPA		Honda RVF400 (BRUCE) - My Own Fair Hands		
IDEAL LAP TIME : 57.705		BEST LAP TIME : 57.717		DIFFERENCE : 0.012		
LAP	SECTOR 1	SECTOR 2	LAP TIME	MPH	DIFF	TIME OF DAY
1 -		23.310	1:07.530	64.39	9.813	11:28:35.137
2 -	35.972	23.057	59.029	73.66	1.312	11:29:34.166
3 -	35.009	23.040	58.049 (3)	74.91	0.332	11:30:32.215
4 -	34.857	22.860	57.717 (1)	75.34		11:31:29.932
5 -	34.944	22.848	57.792 (2)	75.24	0.075	11:32:27.724
6 -	35.477	22.870	58.347	74.53	0.630	11:33:26.071
7 -	35.344	23.144	58.488	74.35	0.771	11:34:24.559
8 -	35.244	23.025	58.269	74.62	0.552	11:35:22.828
9 -	35.276	23.255	58.531	74.29	0.814	11:36:21.359
10 -	35.287	23.287	58.574	74.24	0.857	11:37:19.933
11 -	35.049	23.273	58.322	74.56	0.605	11:38:18.255

BMCRC - MRO Championships 2023 - Rnd 1 @ Brands Hatch Indy

BMCRC Formula 400 & INTA Motorcycles Blue Haze GP 2-Stroke

RACE 5 - SECTOR ANALYSIS



SECTOR 1 = FL to I1, SECTOR 2 = I1 to FL, DIFF = Difference To Personal Best Lap, P = Crossed Finish Line in Pit Lane, D = Time Disallowed

P17 23 M		Joe ELLIS		Kawasaki EX 400 - Jpr		
IDEAL LAP TIME : 56.897		BEST LAP TIME : 56.992		DIFFERENCE : 0.095		
LAP	SECTOR 1	SECTOR 2	LAP TIME	MPH	DIFF	TIME OF DAY
1 -		25.207	1:08.073	63.88	11.081	11:28:35.680
2 -	36.740	24.033	1:00.773	71.55	3.781	11:29:36.453
3 -	35.561	23.471	59.032	73.66	2.040	11:30:35.485
4 -	35.268	23.997	59.265	73.37	2.273	11:31:34.750
5 -	35.100	23.042	58.142	74.79	1.150	11:32:32.892
6 -	34.873	22.918	57.791	75.24	0.799	11:33:30.683
7 -	34.177	23.006	57.183 (2)	76.04	0.191	11:34:27.866
8 -	34.674	22.897	57.571 (3)	75.53	0.579	11:35:25.437
9 -	34.272	22.720	56.992 (1)	76.30		11:36:22.429
10 -	34.438	23.436	57.874	75.13	0.882	11:37:20.303
11 -	35.149	23.342	58.491	74.34	1.499	11:38:18.794

P18 24 S		Harley GODZISZ		Honda NC30 - SonicRacing.co.uk		
IDEAL LAP TIME : 57.921		BEST LAP TIME : 58.156		DIFFERENCE : 0.235		
LAP	SECTOR 1	SECTOR 2	LAP TIME	MPH	DIFF	TIME OF DAY
1 -		24.753	1:10.307	61.85	12.151	11:28:37.914
2 -	36.312	23.502	59.814	72.70	1.658	11:29:37.728
3 -	35.332	23.283	58.615	74.18	0.459	11:30:36.343
4 -	35.451	23.196	58.647	74.14	0.491	11:31:34.990
5 -	34.831	23.325	58.156 (1)	74.77		11:32:33.146
6 -	35.103	23.090	58.193 (2)	74.72	0.037	11:33:31.339
7 -	34.853	23.495	58.348 (3)	74.52	0.192	11:34:29.687
8 -	35.054	24.043	59.097	73.58	0.941	11:35:28.784
9 -	36.080	23.968	1:00.048	72.41	1.892	11:36:28.832
10 -	36.017	24.225	1:00.242	72.18	2.086	11:37:29.074

P19 10 S		Mike BRUNSDON		Kawasaki NINJA 400 - Pure Moto - SHAD UK		
IDEAL LAP TIME : 59.538		BEST LAP TIME : 59.666		DIFFERENCE : 0.128		
LAP	SECTOR 1	SECTOR 2	LAP TIME	MPH	DIFF	TIME OF DAY
1 -		25.057	1:11.667	60.67	12.001	11:28:39.274
2 -	36.868	23.917	1:00.785	71.54	1.119	11:29:40.059
3 -	35.800	24.002	59.802 (2)	72.71	0.136	11:30:39.861
4 -	35.794	23.872	59.666 (1)	72.88		11:31:39.527
5 -	36.073	23.983	1:00.056	72.40	0.390	11:32:39.583
6 -	36.597	23.971	1:00.568	71.79	0.902	11:33:40.151
7 -	35.712	24.306	1:00.018	72.45	0.352	11:34:40.169
8 -	36.086	23.826	59.912 (3)	72.58	0.246	11:35:40.081
9 -	36.090	23.894	59.984	72.49	0.318	11:36:40.065
10 -	35.883	24.072	59.955	72.53	0.289	11:37:40.020

P20 99 S		Jack WOLFF		Kawasaki NINJA 300 - Nym Technologies Racing		
IDEAL LAP TIME : 1:00.936		BEST LAP TIME : 1:01.151		DIFFERENCE : 0.215		
LAP	SECTOR 1	SECTOR 2	LAP TIME	MPH	DIFF	TIME OF DAY
1 -		25.032	1:11.852	60.52	10.701	11:28:39.459
2 -	37.056	24.095	1:01.151 (1)	71.11		11:29:40.610
3 -	36.841	24.451	1:01.292 (2)	70.94	0.141	11:30:41.902
4 -	37.901	24.753	1:02.654	69.40	1.503	11:31:44.556
5 -	37.720	24.861	1:02.581	69.48	1.430	11:32:47.137
6 -	37.761	24.859	1:02.620	69.44	1.469	11:33:49.757
7 -	37.745	24.145	1:01.890	70.26	0.739	11:34:51.647
8 -	37.547	24.310	1:01.857 (3)	70.30	0.706	11:35:53.504
9 -	37.578	24.642	1:02.220	69.89	1.069	11:36:55.724
10 -	37.739	24.536	1:02.275	69.82	1.124	11:37:57.999

BMCRC - MRO Championships 2023 - Rnd 1 @ Brands Hatch Indy

BMCRC Formula 400 & INTA Motorcycles Blue Haze GP 2-Stroke

RACE 5 - SECTOR ANALYSIS



SECTOR 1 = FL to I1, SECTOR 2 = I1 to FL, DIFF = Difference To Personal Best Lap, P = Crossed Finish Line in Pit Lane, D = Time Disallowed

P21 151 S		Nick SMITH		Kawasaki ZXR400 - Hi-Precision Engineering Ltd			
IDEAL LAP TIME : 53.511		BEST LAP TIME : 53.555		DIFFERENCE : 0.044			
LAP	SECTOR 1	SECTOR 2	LAP TIME	MPH	DIFF	TIME OF DAY	
1 -		21.990	1:01.017	71.26	7.462	11:28:28.624	
2 -	33.153	22.018	55.171	78.82	1.616	11:29:23.795	
3 -	32.890	21.880	54.770	79.39	1.215	11:30:18.565	
4 -	32.705	21.680	54.385	79.95	0.830	11:31:12.950	
5 -	32.304	21.516	53.820 (2)	80.79	0.265	11:32:06.770	
6 -	32.464	21.362	53.826 (3)	80.79	0.271	11:33:00.596	
7 -	32.348	21.207	53.555 (1)	81.19		11:33:54.151	
8 -	32.741	21.971	54.712	79.48	1.157	11:34:48.863	
9 -	32.476	22.186	54.662	79.55	1.107	11:35:43.525	

P22 97 S		Nicholas TAIG		Honda VFR400 NC30 - RST, Bell Helmets UK			
IDEAL LAP TIME : 57.566		BEST LAP TIME : 57.756		DIFFERENCE : 0.190			
LAP	SECTOR 1	SECTOR 2	LAP TIME	MPH	DIFF	TIME OF DAY	
1 -		24.744	1:10.147	61.99	12.391	11:28:37.754	
2 -	36.000	23.266	59.266	73.37	1.510	11:29:37.020	
3 -	35.205	23.235	58.440	74.41	0.684	11:30:35.460	
4 -	35.177	23.056	58.233 (3)	74.67	0.477	11:31:33.693	
5 -	34.977	23.033	58.010 (2)	74.96	0.254	11:32:31.703	
6 -	34.826	22.930	57.756 (1)	75.29		11:33:29.459	

P23 13 GP		Doug EDMONDSON		Yamaha TZ250 - Kieran Lewis			
IDEAL LAP TIME : 56.929		BEST LAP TIME : 56.929		DIFFERENCE : 0.000			
LAP	SECTOR 1	SECTOR 2	LAP TIME	MPH	DIFF	TIME OF DAY	
1 -		22.864	1:03.475	68.50	6.546	11:28:31.082	
2 -	34.807	23.118	57.925	75.07	0.996	11:29:29.007	
3 -	34.691	22.945	57.636 (3)	75.44	0.707	11:30:26.643	
4 -	34.696	22.928	57.624 (2)	75.46	0.695	11:31:24.267	
5 -	34.202	22.727	56.929 (1)	76.38		11:32:21.196	

BMCRC - MRO Championships 2023 - Rnd 1 @ Brands Hatch Indy

BMCRC Formula 400 & INTA Motorcycles Blue Haze GP 2-Stroke

RACE 5 - BEST SECTORS

SECTOR 1			SECTOR 2			IDEAL / BEST COMPARISON						
POS	NO	NAME	TIME	NO	NAME	TIME	POS	NO	NAME	IDEAL	BEST	DIFF
									PERFECT LAP	52.479		
1	75	JOHNSON	31.531	75	JOHNSON	20.948	1	75	JOHNSON	52.479	52.621	0.142
2	4	SEATH	31.710	8	ATKINSON	20.960	2	4	SEATH	52.829	52.829	0.000
3	25	SMITH	31.856	45	ELLIS	21.068	3	8	ATKINSON	53.012	53.016	0.004
4	45	ELLIS	31.983	4	SEATH	21.119	4	45	ELLIS	53.051	53.051	0.000
5	8	ATKINSON	32.052	25	SMITH	21.204	5	25	SMITH	53.060	53.361	0.301
6	151	SMITH	32.304	151	SMITH	21.207	6	151	SMITH	53.511	53.555	0.044
7	95	MARSHALL	32.531	95	MARSHALL	21.879	7	95	MARSHALL	54.410	54.660	0.250
8	71	HARDY	32.725	71	HARDY	21.908	8	71	HARDY	54.633	54.770	0.137
9	87	DORLING	32.868	152	GOLDSMITH	21.947	9	87	DORLING	54.983	55.149	0.166
10	16	MAJOR	33.116	16	MAJOR	21.955	10	16	MAJOR	55.071	55.176	0.105
11	152	GOLDSMITH	33.323	3	BARRETT	22.034	11	152	GOLDSMITH	55.270	55.359	0.089
12	39	MONK	33.780	87	DORLING	22.115	12	3	BARRETT	56.018	56.336	0.318
13	123	GALLAGHER	33.803	77	GLASGOW	22.267	13	123	GALLAGHER	56.085	56.299	0.214
14	77	GLASGOW	33.899	123	GALLAGHER	22.282	14	39	MONK	56.161	56.203	0.042
15	3	BARRETT	33.984	88	PRINOS	22.353	15	77	GLASGOW	56.166	56.166	0.000
16	23	ELLIS	34.177	39	MONK	22.381	16	23	ELLIS	56.897	56.992	0.095
17	13	EDMONDSON	34.202	23	ELLIS	22.720	17	88	PRINOS	56.914	57.015	0.101
18	88	PRINOS	34.561	13	EDMONDSON	22.727	18	13	EDMONDSON	56.929	56.929	0.000
19	97	TAIG	34.636	90	RAPA	22.848	19	97	TAIG	57.566	57.756	0.190
20	24	GODZISZ	34.831	97	TAIG	22.930	20	90	RAPA	57.705	57.717	0.012
21	90	RAPA	34.857	24	GODZISZ	23.090	21	24	GODZISZ	57.921	58.156	0.235
22	10	BRUNSDON	35.712	10	BRUNSDON	23.826	22	10	BRUNSDON	59.538	59.666	0.128
23	99	WOLFF	36.841	99	WOLFF	24.095	23	99	WOLFF	1:00.936	1:01.151	0.215
24												

BMCRC - MRO Championships 2023 - Rnd 1 @ Brands Hatch Indy

BMCRC Formula 400 & INTA Motorcycles Blue Haze GP 2-Stroke

RACE 5 - STATISTICS

Competitors Started	24
Planned Start	2023-03-12 @ 11:40:00.000
Actual Start	2023-03-12 @ 11:27:27.606
Finish Time	2023-03-12 @ 11:37:24.007
Track Length	1.2079mi.
Total Laps	237
Total Distance Covered	286.2831mi.

Session Fastest Lap History

NO	CL	NAME	LAP TIME	TIME OF DAY	LAP	VEHICLE
25	M	Haydon SMITH	54.910	11:29:23.048	2	Kawasaki ZXR400
151	S	Nick SMITH	54.770	11:30:18.575	3	Kawasaki ZXR400
45	GP	Phil ELLIS	54.357	11:30:19.423	3	Yamaha TZ250 4TW
75	GP	Anthony JOHNSON	52.993	11:30:21.444	3	Yamaha TZ250
75	GP	Anthony JOHNSON	52.641	11:31:14.066	4	Yamaha TZ250
75	GP	Anthony JOHNSON	52.621	11:36:31.284	10	Yamaha TZ250

Session Leader History

NO	CL	NAME	FROM LAP	LAPS LED	DISTANCE	VEHICLE
25	M	Haydon SMITH	1	3	3.62 miles	Kawasaki ZXR400
4	M	James SEATH	4	2	2.41 miles	Kawasaki ZXR400 L9
75	GP	Anthony JOHNSON	6	6	7.24 miles	Yamaha TZ250

Flag History

TYPE	TIME OF DAY
GREEN	11:27:27.606
FINISH	11:37:24.007

Flag Statistics

TYPE	COUNT	TOTAL LAPS	TOTAL TIME
Green	1	11	11:55.697
Red	0	0	0.000
Safety Car	0	0	0.000
FCY	0	0	0.000

BMCRC - MRO Championships 2023 - Rnd 1 @ Brands Hatch Indy
BMCRC Formula 400 & INTA Motorcycles Blue Haze GP 2-Stroke
RACE 5 - STATISTICS

CLASS : M

4 Starters

Fastest Lap History

NO	NAME	LAP TIME	TIME OF DAY	LAP	VEHICLE
25	Haydon SMITH	54.910	11:29:23.048	2	Kawasaki ZXR400
4	James SEATH	54.210	11:31:12.352	4	Kawasaki ZXR400 L9
4	James SEATH	53.745	11:32:06.097	5	Kawasaki ZXR400 L9
25	Haydon SMITH	53.709	11:32:06.304	5	Kawasaki ZXR400
25	Haydon SMITH	53.467	11:33:53.486	7	Kawasaki ZXR400
4	James SEATH	52.829	11:35:41.219	9	Kawasaki ZXR400 L9

Leader History

NO	NAME	FROM LAP	LAPS LED	DISTANCE	VEHICLE
25	Haydon SMITH	1	3	3.62 miles	Kawasaki ZXR400
4	James SEATH	4	2	2.41 miles	Kawasaki ZXR400 L9
25	Haydon SMITH	6	6	7.24 miles	Kawasaki ZXR400

BMCRC - MRO Championships 2023 - Rnd 1 @ Brands Hatch Indy
BMCRC Formula 400 & INTA Motorcycles Blue Haze GP 2-Stroke
RACE 5 - STATISTICS

CLASS : S

12 Starters

Fastest Lap History

NO	NAME	LAP TIME	TIME OF DAY	LAP	VEHICLE
151	Nick SMITH	55.171	11:29:23.804	2	Kawasaki ZXR400
151	Nick SMITH	54.770	11:30:18.575	3	Kawasaki ZXR400
151	Nick SMITH	54.385	11:31:12.960	4	Kawasaki ZXR400
151	Nick SMITH	53.820	11:32:06.770	5	Kawasaki ZXR400
151	Nick SMITH	53.555	11:33:54.161	7	Kawasaki ZXR400

Leader History

NO	NAME	FROM LAP	LAPS LED	DISTANCE	VEHICLE
151	Nick SMITH	1	9	10.87 miles	Kawasaki ZXR400
71	Maximus HARDY	10	2	2.41 miles	Kawasaki NINJA 400

BMCRC - MRO Championships 2023 - Rnd 1 @ Brands Hatch Indy

BMCRC Formula 400 & INTA Motorcycles Blue Haze GP 2-Stroke

RACE 5 - STATISTICS

CLASS : S/R

1 Starters

Fastest Lap History

NO	NAME	LAP TIME	TIME OF DAY	LAP	VEHICLE
123	Mark GALLAGHER	57.785	11:29:32.787	2	Honda RVF 400
123	Mark GALLAGHER	56.609	11:30:29.396	3	Honda RVF 400
123	Mark GALLAGHER	56.599	11:31:25.995	4	Honda RVF 400
123	Mark GALLAGHER	56.299	11:32:22.293	5	Honda RVF 400

Leader History

NO	NAME	FROM LAP	LAPS LED	DISTANCE	VEHICLE
123	Mark GALLAGHER	1	11	13.28 miles	Honda RVF 400

BMCRC - MRO Championships 2023 - Rnd 1 @ Brands Hatch Indy

BMCRC Formula 400 & INTA Motorcycles Blue Haze GP 2-Stroke

RACE 5 - STATISTICS

CLASS : GP

7 Starters

Fastest Lap History

NO	NAME	LAP TIME	TIME OF DAY	LAP	VEHICLE
45	Phil ELLIS	55.242	11:29:25.066	2	Yamaha TZ250 4TW
45	Phil ELLIS	54.357	11:30:19.423	3	Yamaha TZ250 4TW
75	Anthony JOHNSON	52.993	11:30:21.444	3	Yamaha TZ250
75	Anthony JOHNSON	52.641	11:31:14.066	4	Yamaha TZ250
75	Anthony JOHNSON	52.621	11:36:31.284	10	Yamaha TZ250

Leader History

NO	NAME	FROM LAP	LAPS LED	DISTANCE	VEHICLE
45	Phil ELLIS	1	4	4.83 miles	Yamaha TZ250 4TW
75	Anthony JOHNSON	5	7	8.45 miles	Yamaha TZ250

BMCRC - MRO Championships 2023 - Rnd 1 @ Brands Hatch Indy
BMCRC Formula 400 & INTA Motorcycles Blue Haze GP 2-Stroke
RACE 16 - GRID (11 Laps)

ROW 11		32	187	Scott DERMOTT	31	44	Liam ARMITAGE			
ROW 10	30	22	Rik BALLERINI	29	162	Darren COOPER	28	70	Andrew BURSCOUGH	
ROW 9		27	186	Steve RICHARDS	26	2	Andrew GILL	25	53	Mark WHITING
ROW 8	24	65	Andrew MOXON	23	99	Jack WOLFF	22	10	Mike BRUNSDON	
ROW 7		21	24	Harley GODZISZ	20	152	Sean GOLDSMITH	19	97	Nicholas TAIG
ROW 6	18	90	Steve RAPA	17	88	George PRINOS	16	23	Joe ELLIS	
ROW 5		15	13	Doug EDMONDSON	14	3	Tom BARRETT	13	123	Mark GALLAGHER
ROW 4	12	39	Aaron MONK	11	77	Andrew GLASGOW	10	16	Alan MAJOR	
ROW 3		9	87	Felix DORLING	8	71	Maximus HARDY	7	95	Greg MARSHALL
ROW 2	6	151	Nick SMITH	5	25	Haydon SMITH	4	45	Phil ELLIS	
ROW 1		3	8	Phil ATKINSON	2	4	James SEATH	1	75	Anthony JOHNSON
Pole										

Brands Hatch Indy: 1.2079 miles

These results are provisional until the conclusion of any judicial and technical matters.

Clerk Of Course :	Stewards :	Timekeeper : <i>Craig Smith</i>
-------------------	------------	------------------------------------

Results can be found at www.tsl-timing.com

Printed - 12:03 Sunday, 12 March 2023



BMCRC - MRO Championships 2023 - Rnd 1 @ Brands Hatch Indy
BMCRC Formula 400 & INTA Motorcycles Blue Haze GP 2-Stroke
RACE 16 - CLASSIFICATION

POS	NO	CL	PIC NAME	ENTRY	LAPS	TIME	GAP	DIFF	MPH	BEST	ON
1	75	GP	1 Anthony JOHNSON	Yamaha TZ250 - INTA MOTORCYCLE SERVICES	11	9:58.823			79.88	52.853	3
2	25	M	1 Haydon SMITH	Kawasaki ZXR400 - HI-Precision Engineering Ltd	11	10:05.614	6.791	6.791	78.98	53.380	3
3	151	S	1 Nick SMITH	Kawasaki ZXR400 - HI-Precision Engineering Ltd	11	10:06.112	7.289	0.498	78.92	53.833	4
4	45	GP	2 Phil ELLIS	Yamaha TZ250 4TW -	11	10:11.314	12.491	5.202	78.24	54.759	6
5	71	S	2 Maximus HARDY	Kawasaki NINJA 400 - DAD	11	10:12.213	13.390	0.899	78.13	54.533	4
6	95	S	3 Greg MARSHALL	Kawasaki NINJA 400 - Mum & Dad; HEL Performan	11	10:12.311	13.488	0.098	78.12	54.732	6
7	87	S	4 Felix DORLING	Kawasaki NINJA 400 - Kernow Controls	11	10:12.364	13.541	0.053	78.11	53.934	7
8	16	S	5 Alan MAJOR	Kawasaki ZXR400 - Major Performance Developme	11	10:14.938	16.115	2.574	77.78	55.019	6
9	13	GP	3 Doug EDMONDSON	Yamaha TZ250 - Kieran Lewis	11	10:18.551	19.728	3.613	77.33	55.398	5
10	3	GP	4 Tom BARRETT	Honda RS250 - The Two Stroke Workshop	11	10:24.972	26.149	6.421	76.53	55.205	11
11	152	S	6 Sean GOLDSMITH	Honda NC30 - Vanguard motorsport	11	10:29.251	30.428	4.279	76.01	55.915	11
12	77	GP	5 Andrew GLASGOW	Yamaha TZ250 5KE - Hiab service (hw) ltd	11	10:30.207	31.384	0.956	75.90	55.695	5
13	23	M	2 Joe ELLIS	Kawasaki EX 400 - Jpr	11	10:43.436	44.613	13.229	74.34	57.127	6
14	39	S	7 Aaron MONK	Kawasaki NINJA 400 - flyaspitfire.co.uk	11	10:46.520	47.697	3.084	73.98	56.648	11
15	90	S	8 Steve RAPA	Honda RVF400 (BRUCE) - My Own Fair Hands	11	10:50.118	51.295	3.598	73.57	57.562	10
16	123*	S/R	1 Mark GALLAGHER	Honda RVF 400 -	11	10:55.543	56.720	5.425	72.96	56.754	3
17	24	S	9 Harley GODZISZ	Honda NC30 - SonicRacing.co.uk	10	10:03.201	1 Lap	1 Lap	72.09	59.061	4
18	97	S	10 Nicholas TAIG	Honda VFR400 NC30 - RST, Bell Helmets UK	10	10:05.572	1 Lap	2.371	71.80	59.150	6
19	99	S	11 Jack WOLFF	Kawasaki NINJA 300 - Nym Technologies Racing	10	10:25.333	1 Lap	19.761	69.54	1:01.569	9
20	10	S	12 Mike BRUNSDON	Kawasaki NINJA 400 - Pure Moto - SHAD UK	10	10:25.367	1 Lap	0.034	69.53	1:00.871	10

NOT CLASSIFIED

DNF	4	M	James SEATH	Kawasaki ZXR400 L9 - Ovenden Earthmoving	9	8:18.140	2 Laps	1 Lap	78.56	54.121	4
DNF	8	GP	Phil ATKINSON	Yamaha TZ350 - ROSE MOT/Q Oil Treatments	3	2:48.915	8 Laps	6 Laps	77.23	53.751	3
DNF	65	M	Andrew MOXON	Aprilia RS 250 - Vanguard MSport Uckfield + DART	0						

FASTEST LAP

75	GP	Anthony JOHNSON	Yamaha TZ250 - INTA MOTORCYCLE SERVICES	3	52.853	82.27 mph	132.41 kph
25	M	Haydon SMITH	Kawasaki ZXR400 - HI-Precision Engineering Ltd	3	53.380	81.46 mph	131.10 kph
151	S	Nick SMITH	Kawasaki ZXR400 - HI-Precision Engineering Ltd	4	53.833	80.77 mph	130.00 kph
123	S/R	Mark GALLAGHER	Honda RVF 400 -	3	56.754	76.62 mph	123.31 kph

* No. 123 - 10 second penalty - jump start
 Class GP - 92.5% of Race Speed = 73.88 mph
 Class M - 92.5% of Race Speed = 73.05 mph
 Class S - 92.5% of Race Speed = 73.00 mph
 Class S/R - 92.5% of Race Speed = 67.48 mph

Weather / Track : Cloudy / Dry

These results are provisional until the conclusion of any judicial and technical matters.

Race Distance: 11 Laps / 13.28 miles

Brands Hatch Indy: 1.2079 miles

Date: 12/03/2023 Start: 15:02 Finish: 15:12

Clerk Of Course :

Stewards :

Timekeeper :

Craig Smith

Results can be found at www.tsl-timing.com

Printed - 15:15 Sunday, 12 March 2023



BMCRC - MRO Championships 2023 - Rnd 1 @ Brands Hatch Indy

BMCRC Formula 400 & INTA Motorcycles Blue Haze GP 2-Stroke

RACE 16 - LAP CHART

LAP 1 @ 15:03:23.968		
NO	BEHIND	LAP TIME

75		58.514
4	0.311	58.825
25	0.498	59.012
151	1.098	59.612
45	1.662	1:00.176
8	2.216	1:00.730
16	3.285	1:01.799
71	3.387	1:01.901
13	3.422	1:01.936
95	3.517	1:02.031
87	3.882	1:02.396
77	5.466	1:03.980
152	5.521	1:04.035
123	5.612	1:04.126
90	6.588	1:05.102
3	7.171	1:05.685
23	7.459	1:05.973
39	7.884	1:06.398
24	8.962	1:07.476
97	9.239	1:07.753
99	10.239	1:08.753
10	11.363	1:09.877

LAP 2 @ 15:04:17.696		
NO	BEHIND	LAP TIME

75		53.728
25	0.731	53.961
4	1.271	54.688
151	1.512	54.142
45	2.755	54.821
8	2.922	54.434
95	4.975	55.186
16	5.310	55.753
13	5.528	55.834
71	5.827	56.168
87	6.074	55.920
77	8.306	56.568
152	8.803	57.010
123	9.218	57.334
3	10.815	57.372
90	10.951	58.091
23	12.428	58.697
39	12.477	58.321
24	15.355	1:00.121
97	15.957	1:00.446
99	18.325	1:01.814
10	19.382	1:01.747

LAP 3 @ 15:05:10.549		
NO	BEHIND	LAP TIME

75		52.853
25	1.258	53.380
151	2.507	53.848
4	2.965	54.547
8	3.820	53.751
45	5.190	55.288
95	7.168	55.046
16	7.708	55.251
71	8.101	55.127
13	8.370	55.695
87	8.852	55.631
77	12.223	56.770

152	12.759	56.809
123	13.119	56.754
3	13.943	55.981
90	16.769	58.671
23	17.524	57.949
39	17.653	58.029
24	22.015	59.513
97	22.659	59.555
99	27.047	1:01.575
10	28.021	1:01.492

LAP 4 @ 15:06:04.025		
NO	BEHIND	LAP TIME

75		53.476
25	2.653	54.871
151	2.864	53.833
4	3.610	54.121
45	6.747	55.033
95	8.984	55.292
71	9.158	54.533
16	9.601	55.369
87	10.448	55.072
13	10.628	55.734
77	14.971	56.224
152	15.684	56.401
3	16.178	55.711
123	16.413	56.770
90	22.509	59.216
23	22.760	58.712
39	23.096	58.919
24	27.600	59.061
97	28.518	59.335
99	35.393	1:01.822
10	35.945	1:01.400

LAP 5 @ 15:06:58.337		
NO	BEHIND	LAP TIME

75		54.312
25	3.601	55.260
151	3.909	55.357
4	4.000	54.702
45	8.386	55.951
95	9.970	55.298
71	10.003	55.157
16	10.440	55.151
87	10.949	54.813
13	11.714	55.398
77	16.354	55.695
3	17.316	55.450
152	17.438	56.066
123	19.273	57.172
23	26.133	57.685
90	26.693	58.496
39	27.054	58.270
24	32.732	59.444
97	33.571	59.365
99	43.100	1:02.019
10	43.402	1:01.769

LAP 6 @ 15:07:51.792		
NO	BEHIND	LAP TIME

75		53.455
25	5.238	55.092
4	5.291	54.746

151	5.778	55.324
45	9.690	54.759
95	11.247	54.732
71	11.343	54.795
16	12.004	55.019
87	12.366	54.872
13	13.854	55.595
77	19.287	56.388
3	19.386	55.525
152	20.025	56.042
123	23.149	57.331
23	29.805	57.127
90	31.129	57.891
39	31.541	57.942
24	38.531	59.254
97	39.266	59.150
99	51.375	1:01.730
10	51.466	1:01.519

LAP 7 @ 15:08:44.791		
NO	BEHIND	LAP TIME

75		52.999
4	6.559	54.267
25	6.634	54.395
151	7.433	54.654
45	11.467	54.776
95	13.084	54.836
71	13.156	54.812
87	13.301	53.934
16	14.251	55.246
13	16.488	55.633
77	23.242	56.954
3	23.311	56.924
152	23.872	56.846
123	28.231	58.081
23	34.020	57.214
90	36.738	58.608
39	37.019	58.477
24	44.854	59.322
97	46.398	1:00.131

LAP 8 @ 15:09:40.169		
NO	BEHIND	LAP TIME

75		55.378
99	1 Lap	1:02.196
10	1 Lap	1:02.198
25	6.092	54.836
4	6.214	55.033
151	6.583	54.528
45	10.886	54.797
95	12.486	54.780
71	12.565	54.787
87	12.800	54.877
16	14.098	55.225
13	16.572	55.462
3	24.150	56.217
77	25.293	57.429
152	25.762	57.268
123	33.940	1:01.087
23	36.062	57.420
90	40.273	58.913
39	40.375	58.734
24	49.176	59.700
97	51.367	1:00.347

LAP 9 @ 15:10:36.305		
NO	BEHIND	LAP TIME

75		56.136
25	5.518	55.562
151	6.377	55.930
4	7.289	57.211
45	10.726	55.976
99	1 Lap	1:02.258
95	11.376	55.026
71	11.514	55.085
87	11.581	54.917
10	1 Lap	1:02.699
16	13.190	55.228
13	16.006	55.570
3	23.343	55.329
152	26.323	56.697
77	26.550	57.393
123	36.456	58.652
23	37.395	57.469
39	42.201	57.962
90	43.531	59.394
24	52.659	59.619

LAP 10 @ 15:11:30.931		
NO	BEHIND	LAP TIME

75		54.626
97	1 Lap	1:00.106
25	5.662	54.770
151	6.144	54.393
45	11.031	54.931
95	11.846	55.096
71	11.985	55.097
87	12.063	55.108
16	14.393	55.829
13	17.471	56.091
99	1 Lap	1:01.569
10	1 Lap	1:01.795
3	24.290	55.573
152	27.859	56.162
77	28.582	56.658
23	40.660	57.891
123	40.983	59.153
39	44.395	56.820
90	46.467	57.562

LAP 11 @ 15:12:24.277		
NO	BEHIND	LAP TIME

75		53.346
24	1 Lap	59.691
97	1 Lap	59.384
25	6.791	54.475
151	7.289	54.491
45	12.491	54.806
71	13.390	54.751
95	13.488	54.988
87	13.541	54.824
16	16.115	55.068
13	19.728	55.603
3	26.149	55.205
99	1 Lap	1:01.597
10	1 Lap	1:00.871
152	30.428	55.915
77	31.384	56.148
23	44.613	57.299

123	46.720	59.083
39	47.697	56.648
90	51.295	58.174

BMCRC - MRO Championships 2023 - Rnd 1 @ Brands Hatch Indy

BMCRC Formula 400 & INTA Motorcycles Blue Haze GP 2-Stroke

RACE 16 - POSITION CHART

No	Name	Lap Pos													
			1	2	3	4	5	6	7	8	9	10	11		
75	JOHNSON	1	75	75	75	75	75	75	75	75	75	75	75	75	75
4	SEATH	2	4	25	25	25	25	25	25	4	25	25	25	25	25
8	ATKINSON	3	25	4	151	151	151	4	25	4	151	151	151	151	151
45	ELLIS	4	151	151	4	4	4	151	151	151	4	45	45	45	45
25	SMITH	5	45	45	8	45	45	45	45	45	45	95	71	71	71
151	SMITH	6	8	8	45	95	95	95	95	95	95	71	95	95	95
95	MARSHALL	7	16	95	95	71	71	71	71	71	71	87	87	87	87
71	HARDY	8	71	16	16	16	16	16	16	87	87	87	16	16	16
87	DORLING	9	13	13	71	87	87	87	16	16	16	13	13	13	13
16	MAJOR	10	95	71	13	13	13	13	13	13	13	3	3	3	3
77	GLASGOW	11	87	87	87	77	77	77	77	3	3	152	152	152	152
39	MONK	12	77	77	77	152	3	3	3	77	152	77	77	77	77
123	GALLAGHER	13	152	152	152	3	152	152	152	152	77	23	23	23	23
3	BARRETT	14	123	123	123	123	123	123	123	123	123	123	123	123	123
13	EDMONDSON	15	90	3	3	90	23	23	23	23	23	39	39	39	39
23	ELLIS	16	3	90	90	23	90	90	90	90	90	39	90	90	90
90	RAPA	17	23	23	23	39	39	39	39	39	39	90	24	24	24
97	TAIG	18	39	39	39	24	24	24	24	24	24	24	97	97	97
152	GOLDSMITH	19	24	24	24	97	97	97	97	97	97	97	99	99	99
24	GODZISZ	20	97	97	97	99	99	99	99	99	99	99	10	10	10
10	BRUNSDON	21	99	99	99	10	10	10	10	10	10	10	10	10	10
99	WOLFF	22	10	10	10										
65	MOXON	23													

BMCRC - MRO Championships 2023 - Rnd 1 @ Brands Hatch Indy

BMCRC Formula 400 & INTA Motorcycles Blue Haze GP 2-Stroke

RACE 16 - SECTOR ANALYSIS



SECTOR 1 = FL to I1, SECTOR 2 = I1 to FL, DIFF = Difference To Personal Best Lap, P = Crossed Finish Line in Pit Lane, D = Time Disallowed

P1 75 GP		Anthony JOHNSON		Yamaha TZ250 - INTA MOTORCYCLE SERVICES LTD			
IDEAL LAP TIME : 52.799		BEST LAP TIME : 52.853		DIFFERENCE : 0.054			
LAP	SECTOR 1	SECTOR 2	LAP TIME	MPH	DIFF	TIME OF DAY	
1 -		21.693	58.514	74.31	5.661	15:03:23.968	
2 -	32.219	21.509	53.728	80.93	0.875	15:04:17.696	
3 -	31.687	21.166	52.853 (1)	82.27		15:05:10.549	
4 -	31.662	21.814	53.476	81.31	0.623	15:06:04.025	
5 -	32.598	21.714	54.312	80.06	1.459	15:06:58.337	
6 -	31.830	21.625	53.455	81.35	0.602	15:07:51.792	
7 -	31.633	21.366	52.999 (2)	82.05	0.146	15:08:44.791	
8 -	32.562	22.816	55.378	78.52	2.525	15:09:40.169	
9 -	33.564	22.572	56.136	77.46	3.283	15:10:36.305	
10 -	32.912	21.714	54.626	79.60	1.773	15:11:30.931	
11 -	31.758	21.588	53.346 (3)	81.51	0.493	15:12:24.277	

P2 25 M		Haydon SMITH		Kawasaki ZXR400 - HI-Precision Engineering Ltd			
IDEAL LAP TIME : 53.334		BEST LAP TIME : 53.380		DIFFERENCE : 0.046			
LAP	SECTOR 1	SECTOR 2	LAP TIME	MPH	DIFF	TIME OF DAY	
1 -		21.543	59.012	73.68	5.632	15:03:24.466	
2 -	32.557	21.404	53.961 (2)	80.58	0.581	15:04:18.427	
3 -	32.062	21.318	53.380 (1)	81.46		15:05:11.807	
4 -	32.840	22.031	54.871	79.25	1.491	15:06:06.678	
5 -	33.126	22.134	55.260	78.69	1.880	15:07:01.938	
6 -	33.003	22.089	55.092	78.93	1.712	15:07:57.030	
7 -	33.123	21.272	54.395 (3)	79.94	1.015	15:08:51.425	
8 -	32.914	21.922	54.836	79.30	1.456	15:09:46.261	
9 -	33.713	21.849	55.562	78.26	2.182	15:10:41.823	
10 -	32.966	21.804	54.770	79.39	1.390	15:11:36.593	
11 -	33.018	21.457	54.475	79.82	1.095	15:12:31.068	

P3 151 S		Nick SMITH		Kawasaki ZXR400 - Hi-Precision Engineering Ltd			
IDEAL LAP TIME : 53.344		BEST LAP TIME : 53.833		DIFFERENCE : 0.489			
LAP	SECTOR 1	SECTOR 2	LAP TIME	MPH	DIFF	TIME OF DAY	
1 -		21.926	59.612	72.94	5.779	15:03:25.066	
2 -	32.679	21.463	54.142 (3)	80.31	0.309	15:04:19.208	
3 -	32.457	21.391	53.848 (2)	80.75	0.015	15:05:13.056	
4 -	31.953	21.880	53.833 (1)	80.77		15:06:06.889	
5 -	33.486	21.871	55.357	78.55	1.524	15:07:02.246	
6 -	33.117	22.207	55.324	78.60	1.491	15:07:57.570	
7 -	32.789	21.865	54.654	79.56	0.821	15:08:52.224	
8 -	32.645	21.883	54.528	79.74	0.695	15:09:46.752	
9 -	33.781	22.149	55.930	77.75	2.097	15:10:42.682	
10 -	32.774	21.619	54.393	79.94	0.560	15:11:37.075	
11 -	32.805	21.686	54.491	79.80	0.658	15:12:31.566	

P4 45 GP		Phil ELLIS		Yamaha TZ250 4TW -			
IDEAL LAP TIME : 54.550		BEST LAP TIME : 54.759		DIFFERENCE : 0.209			
LAP	SECTOR 1	SECTOR 2	LAP TIME	MPH	DIFF	TIME OF DAY	
1 -		21.566	1:00.176	72.26	5.417	15:03:25.630	
2 -	33.196	21.625	54.821	79.32	0.062	15:04:20.451	
3 -	33.436	21.852	55.288	78.65	0.529	15:05:15.739	
4 -	32.997	22.036	55.033	79.01	0.274	15:06:10.772	
5 -	33.909	22.042	55.951	77.72	1.192	15:07:06.723	
6 -	33.051	21.708	54.759 (1)	79.41		15:08:01.482	
7 -	33.022	21.754	54.776 (2)	79.38	0.017	15:08:56.258	
8 -	32.984	21.813	54.797 (3)	79.35	0.038	15:09:51.055	
9 -	33.643	22.333	55.976	77.68	1.217	15:10:47.031	
10 -	33.131	21.800	54.931	79.16	0.172	15:11:41.962	
11 -	33.138	21.668	54.806	79.34	0.047	15:12:36.768	

BMCRC - MRO Championships 2023 - Rnd 1 @ Brands Hatch Indy

BMCRC Formula 400 & INTA Motorcycles Blue Haze GP 2-Stroke

RACE 16 - SECTOR ANALYSIS



SECTOR 1 = FL to I1, SECTOR 2 = I1 to FL, DIFF = Difference To Personal Best Lap, P = Crossed Finish Line in Pit Lane, D = Time Disallowed

P5 71 S		Maximus HARDY		Kawasaki NINJA 400 - DAD		
IDEAL LAP TIME : 54.443		BEST LAP TIME : 54.533		DIFFERENCE : 0.090		
LAP	SECTOR 1	SECTOR 2	LAP TIME	MPH	DIFF	TIME OF DAY
1 -		22.682	1:01.901	70.25	7.368	15:03:27.355
2 -	33.907	22.261	56.168	77.42	1.635	15:04:23.523
3 -	32.976	22.151	55.127	78.88	0.594	15:05:18.650
4 -	32.555	21.978	54.533 (1)	79.74		15:06:13.183
5 -	32.987	22.170	55.157	78.84	0.624	15:07:08.340
6 -	32.724	22.071	54.795	79.36	0.262	15:08:03.135
7 -	32.884	21.928	54.812	79.33	0.279	15:08:57.947
8 -	32.687	22.100	54.787 (3)	79.37	0.254	15:09:52.734
9 -	32.725	22.360	55.085	78.94	0.552	15:10:47.819
10 -	33.203	21.894	55.097	78.92	0.564	15:11:42.916
11 -	32.863	21.888	54.751 (2)	79.42	0.218	15:12:37.667

P6 95 S		Greg MARSHALL		Kawasaki NINJA 400 - Mum & Dad; HEL Performance		
IDEAL LAP TIME : 54.601		BEST LAP TIME : 54.732		DIFFERENCE : 0.131		
LAP	SECTOR 1	SECTOR 2	LAP TIME	MPH	DIFF	TIME OF DAY
1 -		22.105	1:02.031	70.10	7.299	15:03:27.485
2 -	33.031	22.155	55.186	78.79	0.454	15:04:22.671
3 -	32.962	22.084	55.046	78.99	0.314	15:05:17.717
4 -	33.041	22.251	55.292	78.64	0.560	15:06:13.009
5 -	33.466	21.832	55.298	78.63	0.566	15:07:08.307
6 -	32.892	21.840	54.732 (1)	79.45		15:08:03.039
7 -	32.859	21.977	54.836 (3)	79.30	0.104	15:08:57.875
8 -	32.972	21.808	54.780 (2)	79.38	0.048	15:09:52.655
9 -	32.843	22.183	55.026	79.02	0.294	15:10:47.681
10 -	33.234	21.862	55.096	78.92	0.364	15:11:42.777
11 -	33.230	21.758	54.988	79.08	0.256	15:12:37.765

P7 87 S		Felix DORLING		Kawasaki NINJA 400 - Kernow Controls		
IDEAL LAP TIME : 53.899		BEST LAP TIME : 53.934		DIFFERENCE : 0.035		
LAP	SECTOR 1	SECTOR 2	LAP TIME	MPH	DIFF	TIME OF DAY
1 -		22.338	1:02.396	69.69	8.462	15:03:27.850
2 -	33.844	22.076	55.920	77.76	1.986	15:04:23.770
3 -	33.456	22.175	55.631	78.16	1.697	15:05:19.401
4 -	33.068	22.004	55.072	78.96	1.138	15:06:14.473
5 -	33.021	21.792	54.813 (2)	79.33	0.879	15:07:09.286
6 -	32.763	22.109	54.872	79.24	0.938	15:08:04.158
7 -	32.308	21.626	53.934 (1)	80.62		15:08:58.092
8 -	33.108	21.769	54.877	79.24	0.943	15:09:52.969
9 -	32.734	22.183	54.917	79.18	0.983	15:10:47.886
10 -	33.282	21.826	55.108	78.91	1.174	15:11:42.994
11 -	33.233	21.591	54.824 (3)	79.31	0.890	15:12:37.818

P8 16 S		Alan MAJOR		Kawasaki ZXR400 - Major Performance Developments		
IDEAL LAP TIME : 54.837		BEST LAP TIME : 55.019		DIFFERENCE : 0.182		
LAP	SECTOR 1	SECTOR 2	LAP TIME	MPH	DIFF	TIME OF DAY
1 -		22.279	1:01.799	70.36	6.780	15:03:27.253
2 -	33.742	22.011	55.753	77.99	0.734	15:04:23.006
3 -	33.211	22.040	55.251	78.70	0.232	15:05:18.257
4 -	33.224	22.145	55.369	78.53	0.350	15:06:13.626
5 -	33.186	21.965	55.151 (3)	78.84	0.132	15:07:08.777
6 -	32.989	22.030	55.019 (1)	79.03		15:08:03.796
7 -	33.206	22.040	55.246	78.71	0.227	15:08:59.042
8 -	33.268	21.957	55.225	78.74	0.206	15:09:54.267
9 -	33.009	22.219	55.228	78.73	0.209	15:10:49.495
10 -	33.655	22.174	55.829	77.89	0.810	15:11:45.324
11 -	32.880	22.188	55.068 (2)	78.96	0.049	15:12:40.392

BMCRC - MRO Championships 2023 - Rnd 1 @ Brands Hatch Indy

BMCRC Formula 400 & INTA Motorcycles Blue Haze GP 2-Stroke

RACE 16 - SECTOR ANALYSIS



SECTOR 1 = FL to I1, SECTOR 2 = I1 to FL, DIFF = Difference To Personal Best Lap, P = Crossed Finish Line in Pit Lane, D = Time Disallowed

P9 13 GP		Doug EDMONDSON		Yamaha TZ250 - Kieran Lewis		
IDEAL LAP TIME : 55.185		BEST LAP TIME : 55.398		DIFFERENCE : 0.213		
LAP	SECTOR 1	SECTOR 2	LAP TIME	MPH	DIFF	TIME OF DAY
1 -		21.904	1:01.936	70.21	6.538	15:03:27.390
2 -	33.843	21.991	55.834	77.88	0.436	15:04:23.224
3 -	33.520	22.175	55.695	78.07	0.297	15:05:18.919
4 -	33.756	21.978	55.734	78.02	0.336	15:06:14.653
5 -	33.392	22.006	55.398 (1)	78.49		15:07:10.051
6 -	33.541	22.054	55.595	78.21	0.197	15:08:05.646
7 -	33.481	22.152	55.633	78.16	0.235	15:09:01.279
8 -	33.281	22.181	55.462 (2)	78.40	0.064	15:09:56.741
9 -	33.330	22.240	55.570 (3)	78.25	0.172	15:10:52.311
10 -	33.351	22.740	56.091	77.52	0.693	15:11:48.402
11 -	33.341	22.262	55.603	78.20	0.205	15:12:44.005

P10 3 GP		Tom BARRETT		Honda RS250 - The Two Stroke Workshop		
IDEAL LAP TIME : 54.888		BEST LAP TIME : 55.205		DIFFERENCE : 0.317		
LAP	SECTOR 1	SECTOR 2	LAP TIME	MPH	DIFF	TIME OF DAY
1 -		23.125	1:05.685	66.20	10.480	15:03:31.139
2 -	34.805	22.567	57.372	75.79	2.167	15:04:28.511
3 -	34.048	21.933	55.981	77.68	0.776	15:05:24.492
4 -	33.361	22.350	55.711	78.05	0.506	15:06:20.203
5 -	33.522	21.928	55.450 (3)	78.42	0.245	15:07:15.653
6 -	33.405	22.120	55.525	78.31	0.320	15:08:11.178
7 -	34.384	22.540	56.924	76.39	1.719	15:09:08.102
8 -	34.221	21.996	56.217	77.35	1.012	15:10:04.319
9 -	33.599	21.730	55.329 (2)	78.59	0.124	15:10:59.648
10 -	33.581	21.992	55.573	78.25	0.368	15:11:55.221
11 -	33.158	22.047	55.205 (1)	78.77		15:12:50.426

P11 152 S		Sean GOLDSMITH		Honda NC30 - Vanguard motorsport		
IDEAL LAP TIME : 55.870		BEST LAP TIME : 55.915		DIFFERENCE : 0.045		
LAP	SECTOR 1	SECTOR 2	LAP TIME	MPH	DIFF	TIME OF DAY
1 -		22.752	1:04.035	67.90	8.120	15:03:29.489
2 -	34.530	22.480	57.010	76.27	1.095	15:04:26.499
3 -	34.176	22.633	56.809	76.54	0.894	15:05:23.308
4 -	33.959	22.442	56.401	77.10	0.486	15:06:19.709
5 -	33.846	22.220	56.066 (3)	77.56	0.151	15:07:15.775
6 -	33.955	22.087	56.042 (2)	77.59	0.127	15:08:11.817
7 -	34.038	22.808	56.846	76.49	0.931	15:09:08.663
8 -	34.454	22.814	57.268	75.93	1.353	15:10:05.931
9 -	33.972	22.725	56.697	76.69	0.782	15:11:02.628
10 -	33.837	22.325	56.162	77.42	0.247	15:11:58.790
11 -	33.783	22.132	55.915 (1)	77.77		15:12:54.705

P12 77 GP		Andrew GLASGOW		Yamaha TZ250 5KE - Hiab service (hw) ltd		
IDEAL LAP TIME : 55.694		BEST LAP TIME : 55.695		DIFFERENCE : 0.001		
LAP	SECTOR 1	SECTOR 2	LAP TIME	MPH	DIFF	TIME OF DAY
1 -		23.071	1:03.980	67.96	8.285	15:03:29.434
2 -	34.087	22.481	56.568	76.87	0.873	15:04:26.002
3 -	34.405	22.365	56.770	76.60	1.075	15:05:22.772
4 -	33.727	22.497	56.224 (3)	77.34	0.529	15:06:18.996
5 -	33.358	22.337	55.695 (1)	78.07		15:07:14.691
6 -	34.052	22.336	56.388	77.11	0.693	15:08:11.079
7 -	34.239	22.715	56.954	76.35	1.259	15:09:08.033
8 -	34.737	22.692	57.429	75.72	1.734	15:10:05.462
9 -	34.126	23.267	57.393	75.76	1.698	15:11:02.855
10 -	34.136	22.522	56.658	76.75	0.963	15:11:59.513
11 -	33.632	22.516	56.148 (2)	77.44	0.453	15:12:55.661

BMCRC - MRO Championships 2023 - Rnd 1 @ Brands Hatch Indy

BMCRC Formula 400 & INTA Motorcycles Blue Haze GP 2-Stroke

RACE 16 - SECTOR ANALYSIS



SECTOR 1 = FL to I1, SECTOR 2 = I1 to FL, DIFF = Difference To Personal Best Lap, P = Crossed Finish Line in Pit Lane, D = Time Disallowed

P13		23 M		Joe ELLIS		Kawasaki EX 400 - Jpr	
IDEAL LAP TIME : 56.899		BEST LAP TIME : 57.127		DIFFERENCE : 0.228			
LAP	SECTOR 1	SECTOR 2	LAP TIME	MPH	DIFF	TIME OF DAY	
1 -		23.591	1:05.973	65.91	8.846	15:03:31.427	
2 -	35.495	23.202	58.697	74.08	1.570	15:04:30.124	
3 -	34.630	23.319	57.949	75.04	0.822	15:05:28.073	
4 -	35.151	23.561	58.712	74.06	1.585	15:06:26.785	
5 -	34.756	22.929	57.685	75.38	0.558	15:07:24.470	
6 -	34.208	22.919	57.127 (1)	76.12		15:08:21.597	
7 -	34.421	22.793	57.214 (2)	76.00	0.087	15:09:18.811	
8 -	34.250	23.170	57.420	75.73	0.293	15:10:16.231	
9 -	34.558	22.911	57.469	75.66	0.342	15:11:13.700	
10 -	34.537	23.354	57.891	75.11	0.764	15:12:11.591	
11 -	34.106	23.193	57.299 (3)	75.89	0.172	15:13:08.890	

P14		39 S		Aaron MONK		Kawasaki NINJA 400 - flyaspitfire.co.uk	
IDEAL LAP TIME : 56.542		BEST LAP TIME : 56.648		DIFFERENCE : 0.106			
LAP	SECTOR 1	SECTOR 2	LAP TIME	MPH	DIFF	TIME OF DAY	
1 -		23.719	1:06.398	65.49	9.750	15:03:31.852	
2 -	35.201	23.120	58.321	74.56	1.673	15:04:30.173	
3 -	34.718	23.311	58.029	74.93	1.381	15:05:28.202	
4 -	35.144	23.775	58.919	73.80	2.271	15:06:27.121	
5 -	35.201	23.069	58.270	74.62	1.622	15:07:25.391	
6 -	34.766	23.176	57.942 (3)	75.05	1.294	15:08:23.333	
7 -	35.222	23.255	58.477	74.36	1.829	15:09:21.810	
8 -	35.227	23.507	58.734	74.03	2.086	15:10:20.544	
9 -	35.080	22.882	57.962	75.02	1.314	15:11:18.506	
10 -	34.132	22.688	56.820 (2)	76.53	0.172	15:12:15.326	
11 -	33.854	22.794	56.648 (1)	76.76		15:13:11.974	

P15		90 S		Steve RAPA		Honda RVF400 (BRUCE) - My Own Fair Hands	
IDEAL LAP TIME : 57.562		BEST LAP TIME : 57.562		DIFFERENCE : 0.000			
LAP	SECTOR 1	SECTOR 2	LAP TIME	MPH	DIFF	TIME OF DAY	
1 -		22.961	1:05.102	66.79	7.540	15:03:30.556	
2 -	35.081	23.010	58.091 (3)	74.85	0.529	15:04:28.647	
3 -	35.371	23.300	58.671	74.11	1.109	15:05:27.318	
4 -	35.560	23.656	59.216	73.43	1.654	15:06:26.534	
5 -	35.447	23.049	58.496	74.34	0.934	15:07:25.030	
6 -	34.807	23.084	57.891 (2)	75.11	0.329	15:08:22.921	
7 -	35.295	23.313	58.608	74.19	1.046	15:09:21.529	
8 -	35.430	23.483	58.913	73.81	1.351	15:10:20.442	
9 -	35.782	23.612	59.394	73.21	1.832	15:11:19.836	
10 -	34.733	22.829	57.562 (1)	75.54		15:12:17.398	
11 -	34.944	23.230	58.174	74.75	0.612	15:13:15.572	

P16		123 S/R		Mark GALLAGHER		Honda RVF 400 -	
IDEAL LAP TIME : 56.472		BEST LAP TIME : 56.754		DIFFERENCE : 0.282			
LAP	SECTOR 1	SECTOR 2	LAP TIME	MPH	DIFF	TIME OF DAY	
1 -		22.878	1:04.126	67.81	7.372	15:03:29.580	
2 -	34.454	22.880	57.334	75.84	0.580	15:04:26.914	
3 -	34.299	22.455	56.754 (1)	76.62		15:05:23.668	
4 -	34.017	22.753	56.770 (2)	76.60	0.016	15:06:20.438	
5 -	34.271	22.901	57.172 (3)	76.06	0.418	15:07:17.610	
6 -	34.524	22.807	57.331	75.85	0.577	15:08:14.941	
7 -	34.678	23.403	58.081	74.87	1.327	15:09:13.022	
8 -	37.402	23.685	1:01.087	71.18	4.333	15:10:14.109	
9 -	35.224	23.428	58.652	74.14	1.898	15:11:12.761	
10 -	35.552	23.601	59.153	73.51	2.399	15:12:11.914	
11 -	34.807	24.276	59.083	73.60	2.329	15:13:10.997	

BMCRC - MRO Championships 2023 - Rnd 1 @ Brands Hatch Indy

BMCRC Formula 400 & INTA Motorcycles Blue Haze GP 2-Stroke

RACE 16 - SECTOR ANALYSIS



SECTOR 1 = FL to I1, SECTOR 2 = I1 to FL, DIFF = Difference To Personal Best Lap, P = Crossed Finish Line in Pit Lane, D = Time Disallowed

P17 24 S		Harley GODZISZ		Honda NC30 - SonicRacing.co.uk		
IDEAL LAP TIME : 59.020		BEST LAP TIME : 59.061		DIFFERENCE : 0.041		
LAP	SECTOR 1	SECTOR 2	LAP TIME	MPH	DIFF	TIME OF DAY
1 -		24.370	1:07.476	64.44	8.415	15:03:32.930
2 -	36.214	23.907	1:00.121	72.33	1.060	15:04:33.051
3 -	35.644	23.869	59.513	73.06	0.452	15:05:32.564
4 -	35.343	23.718	59.061 (1)	73.62		15:06:31.625
5 -	35.767	23.677	59.444	73.15	0.383	15:07:31.069
6 -	35.480	23.774	59.254 (2)	73.38	0.193	15:08:30.323
7 -	35.503	23.819	59.322 (3)	73.30	0.261	15:09:29.645
8 -	35.488	24.212	59.700	72.84	0.639	15:10:29.345
9 -	35.884	23.735	59.619	72.93	0.558	15:11:28.964
10 -	35.823	23.868	59.691	72.85	0.630	15:12:28.655

P18 97 S		Nicholas TAIG		Honda VFR400 NC30 - RST, Bell Helmets UK		
IDEAL LAP TIME : 58.827		BEST LAP TIME : 59.150		DIFFERENCE : 0.323		
LAP	SECTOR 1	SECTOR 2	LAP TIME	MPH	DIFF	TIME OF DAY
1 -		23.912	1:07.753	64.18	8.603	15:03:33.207
2 -	36.783	23.663	1:00.446	71.94	1.296	15:04:33.653
3 -	36.003	23.552	59.555	73.01	0.405	15:05:33.208
4 -	35.869	23.466	59.335 (2)	73.28	0.185	15:06:32.543
5 -	35.964	23.401	59.365 (3)	73.25	0.215	15:07:31.908
6 -	35.980	23.170	59.150 (1)	73.51		15:08:31.058
7 -	36.173	23.958	1:00.131	72.31	0.981	15:09:31.189
8 -	36.596	23.751	1:00.347	72.05	1.197	15:10:31.536
9 -	36.452	23.654	1:00.106	72.34	0.956	15:11:31.642
10 -	35.657	23.727	59.384	73.22	0.234	15:12:31.026

P19 99 S		Jack WOLFF		Kawasaki NINJA 300 - Nym Technologies Racing		
IDEAL LAP TIME : 1:01.470		BEST LAP TIME : 1:01.569		DIFFERENCE : 0.099		
LAP	SECTOR 1	SECTOR 2	LAP TIME	MPH	DIFF	TIME OF DAY
1 -		24.381	1:08.753	63.24	7.184	15:03:34.207
2 -	37.355	24.459	1:01.814	70.34	0.245	15:04:36.021
3 -	37.119	24.456	1:01.575 (2)	70.62	0.006	15:05:37.596
4 -	37.384	24.438	1:01.822	70.34	0.253	15:06:39.418
5 -	37.436	24.583	1:02.019	70.11	0.450	15:07:41.437
6 -	37.202	24.528	1:01.730	70.44	0.161	15:08:43.167
7 -	37.460	24.736	1:02.196	69.91	0.627	15:09:45.363
8 -	37.847	24.411	1:02.258	69.84	0.689	15:10:47.621
9 -	37.106	24.463	1:01.569 (1)	70.62		15:11:49.190
10 -	37.089	24.508	1:01.597 (3)	70.59	0.028	15:12:50.787

P20 10 S		Mike BRUNSDON		Kawasaki NINJA 400 - Pure Moto - SHAD UK		
IDEAL LAP TIME : 1:00.871		BEST LAP TIME : 1:00.871		DIFFERENCE : 0.000		
LAP	SECTOR 1	SECTOR 2	LAP TIME	MPH	DIFF	TIME OF DAY
1 -		24.764	1:09.877	62.23	9.006	15:03:35.331
2 -	37.416	24.331	1:01.747	70.42	0.876	15:04:37.078
3 -	37.025	24.467	1:01.492 (3)	70.71	0.621	15:05:38.570
4 -	37.053	24.347	1:01.400 (2)	70.82	0.529	15:06:39.970
5 -	37.184	24.585	1:01.769	70.40	0.898	15:07:41.739
6 -	37.101	24.418	1:01.519	70.68	0.648	15:08:43.258
7 -	37.378	24.820	1:02.198	69.91	1.327	15:09:45.456
8 -	37.884	24.815	1:02.699	69.35	1.828	15:10:48.155
9 -	37.000	24.795	1:01.795	70.37	0.924	15:11:49.950
10 -	36.562	24.309	1:00.871 (1)	71.43		15:12:50.821

BMCRC - MRO Championships 2023 - Rnd 1 @ Brands Hatch Indy

BMCRC Formula 400 & INTA Motorcycles Blue Haze GP 2-Stroke

RACE 16 - SECTOR ANALYSIS



SECTOR 1 = FL to I1, SECTOR 2 = I1 to FL, DIFF = Difference To Personal Best Lap, P = Crossed Finish Line in Pit Lane, D = Time Disallowed

P21		4 M		James SEATH		Kawasaki ZXR400 L9 - Ovenden Earthmoving	
IDEAL LAP TIME : 54.039		BEST LAP TIME : 54.121		DIFFERENCE : 0.082			
LAP	SECTOR 1	SECTOR 2	LAP TIME	MPH	DIFF	TIME OF DAY	
1 -		21.425	58.825	73.92	4.704	15:03:24.279	
2 -	33.121	21.567	54.688	79.51	0.567	15:04:18.967	
3 -	33.064	21.483	54.547 (3)	79.72	0.426	15:05:13.514	
4 -	32.630	21.491	54.121 (1)	80.34		15:06:07.635	
5 -	32.949	21.753	54.702	79.49	0.581	15:07:02.337	
6 -	33.011	21.735	54.746	79.43	0.625	15:07:57.083	
7 -	32.858	21.409	54.267 (2)	80.13	0.146	15:08:51.350	
8 -	33.180	21.853	55.033	79.01	0.912	15:09:46.383	
9 -	35.439	21.772	57.211	76.00	3.090	15:10:43.594	

P22		8 GP		Phil ATKINSON		Yamaha TZ350 - ROSE MOT/Q Oil Treatments	
IDEAL LAP TIME : 53.751		BEST LAP TIME : 53.751		DIFFERENCE : 0.000			
LAP	SECTOR 1	SECTOR 2	LAP TIME	MPH	DIFF	TIME OF DAY	
1 -		22.089	1:00.730	71.60	6.979	15:03:26.184	
2 -	32.966	21.468	54.434 (2)	79.88	0.683	15:04:20.618	
3 -	32.508	21.243	53.751 (1)	80.90		15:05:14.369	

BMCRC - MRO Championships 2023 - Rnd 1 @ Brands Hatch Indy

BMCRC Formula 400 & INTA Motorcycles Blue Haze GP 2-Stroke

RACE 16 - BEST SECTORS

SECTOR 1			SECTOR 2			IDEAL / BEST COMPARISON						
POS	NO	NAME	TIME	NO	NAME	TIME	POS	NO	NAME	IDEAL	BEST	DIFF
									PERFECT LAP	52.799		
1	75	JOHNSON	31.633	75	JOHNSON	21.166	1	75	JOHNSON	52.799	52.853	0.054
2	151	SMITH	31.953	8	ATKINSON	21.243	2	25	SMITH	53.334	53.380	0.046
3	25	SMITH	32.062	25	SMITH	21.272	3	151	SMITH	53.344	53.833	0.489
4	87	DORLING	32.308	151	SMITH	21.391	4	8	ATKINSON	53.751	53.751	0.000
5	8	ATKINSON	32.508	4	SEATH	21.409	5	87	DORLING	53.899	53.934	0.035
6	71	HARDY	32.555	45	ELLIS	21.566	6	4	SEATH	54.039	54.121	0.082
7	4	SEATH	32.630	87	DORLING	21.591	7	71	HARDY	54.443	54.533	0.090
8	95	MARSHALL	32.843	3	BARRETT	21.730	8	45	ELLIS	54.550	54.759	0.209
9	16	MAJOR	32.880	95	MARSHALL	21.758	9	95	MARSHALL	54.601	54.732	0.131
10	45	ELLIS	32.984	71	HARDY	21.888	10	16	MAJOR	54.837	55.019	0.182
11	3	BARRETT	33.158	13	EDMONDSON	21.904	11	3	BARRETT	54.888	55.205	0.317
12	13	EDMONDSON	33.281	16	MAJOR	21.957	12	13	EDMONDSON	55.185	55.398	0.213
13	77	GLASGOW	33.358	152	GOLDSMITH	22.087	13	77	GLASGOW	55.694	55.695	0.001
14	152	GOLDSMITH	33.783	77	GLASGOW	22.336	14	152	GOLDSMITH	55.870	55.915	0.045
15	39	MONK	33.854	123	GALLAGHER	22.455	15	123	GALLAGHER	56.472	56.754	0.282
16	123	GALLAGHER	34.017	39	MONK	22.688	16	39	MONK	56.542	56.648	0.106
17	23	ELLIS	34.106	23	ELLIS	22.793	17	23	ELLIS	56.899	57.127	0.228
18	90	RAPA	34.733	90	RAPA	22.829	18	90	RAPA	57.562	57.562	0.000
19	24	GODZISZ	35.343	97	TAIG	23.170	19	97	TAIG	58.827	59.150	0.323
20	97	TAIG	35.657	24	GODZISZ	23.677	20	24	GODZISZ	59.020	59.061	0.041
21	10	BRUNSDON	36.562	10	BRUNSDON	24.309	21	10	BRUNSDON	1:00.871	1:00.871	0.000
22	99	WOLFF	37.089	99	WOLFF	24.381	22	99	WOLFF	1:01.470	1:01.569	0.099
23												

BMCRC - MRO Championships 2023 - Rnd 1 @ Brands Hatch Indy
BMCRC Formula 400 & INTA Motorcycles Blue Haze GP 2-Stroke
RACE 16 - STATISTICS

Competitors Started 22
Planned Start 2023-03-12 @ 15:30:00.000
Actual Start 2023-03-12 @ 15:02:25.453
Finish Time 2023-03-12 @ 15:12:24.276
Track Length 1.2079mi.
Total Laps 228
Total Distance Covered 275.4115mi.

Session Fastest Lap History

NO	CL	NAME	LAP TIME	TIME OF DAY	LAP	VEHICLE
75	GP	Anthony JOHNSON	53.728	15:04:17.715	2	Yamaha TZ250
75	GP	Anthony JOHNSON	52.853	15:05:10.567	3	Yamaha TZ250

Session Leader History

NO	CL	NAME	FROM LAP	LAPS LED	DISTANCE	VEHICLE
75	GP	Anthony JOHNSON	1	11	13.28 miles	Yamaha TZ250

Flag History

TYPE	TIME OF DAY
GREEN	15:02:25.453
FINISH	15:12:24.276

Flag Statistics

TYPE	COUNT	TOTAL LAPS	TOTAL TIME
Green	1	11	11:10.985
Red	0	0	0.000
Safety Car	0	0	0.000
FCY	0	0	0.000

BMCRC - MRO Championships 2023 - Rnd 1 @ Brands Hatch Indy

BMCRC Formula 400 & INTA Motorcycles Blue Haze GP 2-Stroke

RACE 16 - STATISTICS

CLASS : M

3 Starters

Fastest Lap History

NO	NAME	LAP TIME	TIME OF DAY	LAP	VEHICLE
25	Haydon SMITH	53.961	15:04:18.437	2	Kawasaki ZXR400
25	Haydon SMITH	53.380	15:05:11.818	3	Kawasaki ZXR400

Leader History

NO	NAME	FROM LAP	LAPS LED	DISTANCE	VEHICLE
4	James SEATH	1	1	1.20 miles	Kawasaki ZXR400 L9
25	Haydon SMITH	2	5	6.03 miles	Kawasaki ZXR400
4	James SEATH	7	1	1.20 miles	Kawasaki ZXR400 L9
25	Haydon SMITH	8	4	4.83 miles	Kawasaki ZXR400

BMCRC - MRO Championships 2023 - Rnd 1 @ Brands Hatch Indy
BMCRC Formula 400 & INTA Motorcycles Blue Haze GP 2-Stroke
RACE 16 - STATISTICS

CLASS : S

12 Starters

Fastest Lap History

NO	NAME	LAP TIME	TIME OF DAY	LAP	VEHICLE
151	Nick SMITH	54.142	15:04:19.218	2	Kawasaki ZXR400
151	Nick SMITH	53.848	15:05:13.066	3	Kawasaki ZXR400
151	Nick SMITH	53.833	15:06:06.899	4	Kawasaki ZXR400

Leader History

NO	NAME	FROM LAP	LAPS LED	DISTANCE	VEHICLE
151	Nick SMITH	1	11	13.28 miles	Kawasaki ZXR400

BMCRC - MRO Championships 2023 - Rnd 1 @ Brands Hatch Indy
BMCRC Formula 400 & INTA Motorcycles Blue Haze GP 2-Stroke
RACE 16 - STATISTICS

CLASS : S/R

1 Starters

Fastest Lap History

NO	NAME	LAP TIME	TIME OF DAY	LAP	VEHICLE
123	Mark GALLAGHER	57.334	15:04:26.926	2	Honda RVF 400
123	Mark GALLAGHER	56.754	15:05:23.682	3	Honda RVF 400

Leader History

NO	NAME	FROM LAP	LAPS LED	DISTANCE	VEHICLE
123	Mark GALLAGHER	1	11	13.28 miles	Honda RVF 400

BMCRC - MRO Championships 2023 - Rnd 1 @ Brands Hatch Indy
BMCRC Formula 400 & INTA Motorcycles Blue Haze GP 2-Stroke
RACE 16 - STATISTICS

CLASS : GP

6 Starters

Fastest Lap History

NO	NAME	LAP TIME	TIME OF DAY	LAP	VEHICLE
75	Anthony JOHNSON	53.728	15:04:17.715	2	Yamaha TZ250
75	Anthony JOHNSON	52.853	15:05:10.567	3	Yamaha TZ250

Leader History

NO	NAME	FROM LAP	LAPS LED	DISTANCE	VEHICLE
75	Anthony JOHNSON	1	11	13.28 miles	Yamaha TZ250



DART MOTORSPORT MRO 600 inc CLUBMAN & GP2/EVO CLASS



BMCRC-MRO Championships - Round 1
Brands Hatch Indy
11th / 12th March 2023



Timing & Results Provided by Timing Solutions Ltd

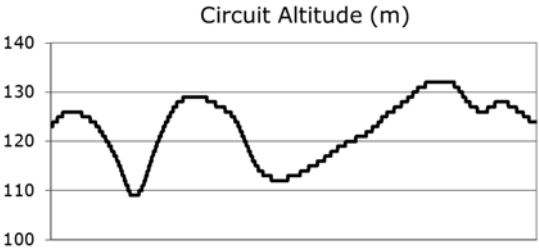
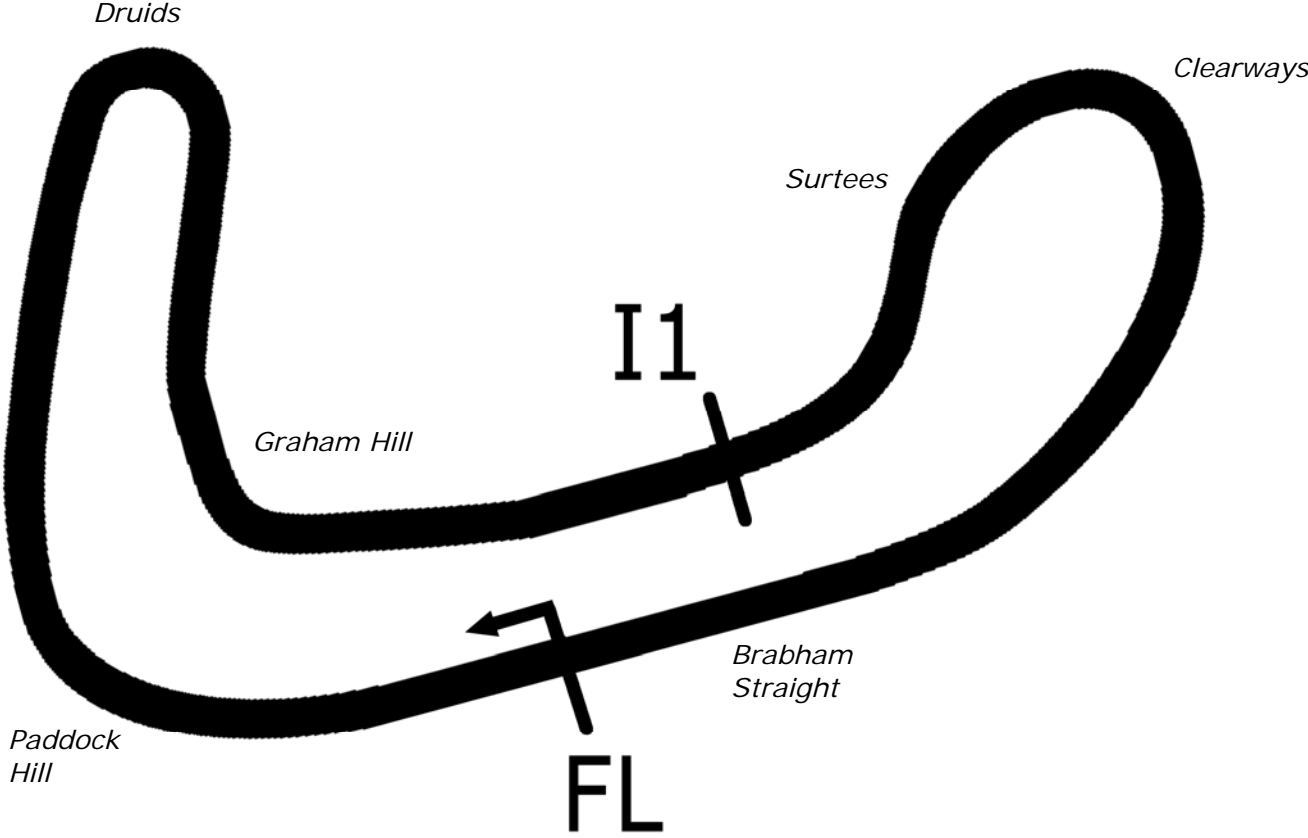
www.tsl-timing.com

Brands Hatch Indy



SPORTS TIMING

TIMING SOLUTIONS LTD



Length	1.2079 miles	1944.0 m	
FL		51.36032 N	0.26032 E
I1	1112m	51.35934 N	0.25955 E
Pit Entry	1669m	51.35911 N	0.25743 E
Pit Exit	26m after FL	51.36027 N	0.26078 E
Pit Entry–Pit Exit 277m, 16.6s @60kph, 12.4s @80kph			

BMCRC - MRO Championships 2023 - Rnd 1 @ Brands Hatch Indy



DART Motorsport MRO 600 inc Clubman 600 & GP2/EVO

QUALIFYING - CLASSIFICATION

POS	NO	CL	PIC NAME	ENTRY	TIME	ON	LAPS	GAP	DIFF	MPH
1	47		1 Fenton SEABRIGHT	Yamaha R6 - FHS Racing	48.752	14	15			89.19
2	7		2 Taylor ROSE	Yamaha R6 - Verkada	48.945	14	14	0.193	0.193	88.84
3	818		3 Alex BARKER	Yamaha R6 - Barker Woodrow LTD & Foundry Tyres L	49.448	11	15	0.696	0.503	87.94
4	134		4 Donald GILBERT	Kawasaki ZX6R - S and N tyres	50.877	14	15	2.125	1.429	85.47
5	80		5 Morgan CREASEY	Yamaha R6 - Warics Ltd	51.437	11	12	2.685	0.560	84.54
6	168	C	1 Aaron DALRYMPLE	YAMAHA R6 - Team Blumpkin Racing	51.461	7	14	2.709	0.024	84.50
7	779	C	2 Terry BRIAN	Yamaha R6 - Two Techs Renault Specialist	51.580	13	13	2.828	0.119	84.30
8	128*		6 Kelvin HOARE	Yamaha R6 - Southern and Country Roofing Ltd	51.722	8	11	2.970	0.142	84.07
9	40	C	3 Henry ROSS	Yamaha R6 -	51.890	13	13	3.138	0.168	83.80
10	51		7 Ross CLARKE	Kawasaki ZX600RR - Ross clarke Farriery	51.936	12	14	3.184	0.046	83.73
11	184		8 David TWYFORD	Kawasaki ZX6R - MHP, IMP Racing	51.940	12	13	3.188	0.004	83.72
12	91	C	4 Sam HIRST	Kawasaki 636 - Team Valley Racing	51.951	11	14	3.199	0.011	83.70
13	661	EVO	1 Cameron HARRIS	Triumph 675R - Harris / Tony Scott Motorsport	52.130	11	11	3.378	0.179	83.41
14	212		9 Matt PALLETT	Yamaha R6 - BDA Chartered Architects	52.210	13	13	3.458	0.080	83.29
15	71		10 Oliver MACRAE	- EPS PUMPS	52.266	11	14	3.514	0.056	83.20
16	22	C	5 Toby TRUNDLE	Yamaha R6 - Harris Motorcycles - Harlow	52.368	11	13	3.616	0.102	83.03
17	85	C	6 James ROBINSON	Yamaha R6 - claire palastanga ceramics	52.479	13	13	3.727	0.111	82.86
18	96		11 Jack KIRSCH	- RD Racing	52.731	8	11	3.979	0.252	82.46
19	3		12 Joey LAMBDEN	Kawasaki ZX600 RBF -	52.950	13	13	4.198	0.219	82.12
20	31		13 Dylan MELLOR	Kawasaki ZX6-R - BDS Motorcycles	52.973	6	10	4.221	0.023	82.09
21	35		14 Kai DICKINSON	Kawasaki ZX636 -	53.244	13	13	4.492	0.271	81.67
22	441		15 Jack SMITH	Kawasaki NINJA 636 - Woodland environmental service	53.452	7	12	4.700	0.208	81.35
23	49	EVO	2 Luke WALLINGTON	Triumph 765 DAYTONA - Elmech Racing	53.621	10	11	4.869	0.169	81.09
24	95		16 Grant ROBERTSON	Kawasaki ZX6R -	53.759	5	5	5.007	0.138	80.89
25	58	C	7 Paul NICHOLAS	Yamaha YZF R6 - RL consultancy services LTD	54.319	7	8	5.567	0.560	80.05
26	14	C	8 Jack MUIR	Kawasaki ZX636 -	54.381	13	13	5.629	0.062	79.96
27	81	C	9 Fred McMULLAN	Kawasaki ZX636 - Orwell Motorcycles ipswich	54.832	12	12	6.080	0.451	79.30
28	129	C	10 David JAMES	Yamaha R6 -	55.021	7	9	6.269	0.189	79.03
29	888	C	11 Brandon WRIGHT	Yamaha R6 - 888 Vapour	55.898	10	12	7.146	0.877	77.79
30	221		17 Matt VENN	Kawasaki ZX6R - Thomas Franks	55.969	8	8	7.217	0.071	77.69
31	27	C	12 Timothy PETTS	Triumph DAYTONA 675 -	57.849	5	6	9.097	1.880	75.17
32	23		18 Joe ELLIS	Kawasaki ZX636 - Jpr	1:03.382	10	10	14.630	5.533	68.60
33	63	C	13 Robert BUSH	Suzuki GSXR 600 - Legacy Racing	1:03.444	10	10	14.692	0.062	68.54
34	36		19 Harry FOWLE	Yamaha R6 - HF Refinishing/ ELP Racing			1			
35	39		20 Aaron MONK	Kawasaki NINJA 636 - flyaspitfire.co.uk			0			

* No. 128 - Fastest lap removed - yellow flag infringement

Weather / Track : Cloudy / Dry

These results are provisional until the conclusion of any judicial and technical matters.

Brands Hatch Indy: 1.2079 miles
Date: 11/03/2023 Start: 10:49 Finish: 11:02

Clerk Of Course :	Stewards :	Timekeeper : <i>Craig Smith</i>
-------------------	------------	------------------------------------

Results can be found at www.tsl-timing.com

Printed - 11:06 Saturday, 11 March 2023



BMCRC - MRO Championships 2023 - Rnd 1 @ Brands Hatch Indy

DART Motorsport MRO 600 inc Clubman 600 & GP2/EVO

QUALIFYING - SECTOR ANALYSIS



SECTOR 1 = FL to I1, SECTOR 2 = I1 to FL, DIFF = Difference To Personal Best Lap, P = Crossed Finish Line in Pit Lane, D = Time Disallowed

P1 47		Fenton SEABRIGHT		Yamaha R6 - FHS Racing			
IDEAL LAP TIME : 48.752		BEST LAP TIME : 48.752		DIFFERENCE : 0.000			
LAP	SECTOR 1	SECTOR 2	LAP TIME	MPH	DIFF	TIME OF DAY	
1 -	32.266	20.649	52.915	82.18	4.163	10:51:23.635	
2 -	32.469	20.599	53.068	81.94	4.316	10:52:16.703	
3 -	31.071	21.057	52.128	83.42	3.376	10:53:08.831	
4 -	30.446	19.982	50.428	86.23	1.676	10:53:59.259	
5 -	30.351	20.003	50.354	86.36	1.602	10:54:49.613	
6 -	30.445	20.347	50.792	85.61	2.040	10:55:40.405	
7 -	29.755	19.935	49.690	87.51	0.938	10:56:30.095	
8 -	29.858	19.903	49.761	87.38	1.009	10:57:19.856	
9 -	29.712	20.017	49.729	87.44	0.977	10:58:09.585	
10 -	29.786	19.824	49.610	87.65	0.858	10:58:59.195	
11 -	30.010	19.812	49.822	87.28	1.070	10:59:49.017	
12 -	29.647	19.855	49.502	87.84	0.750	11:00:38.519	
13 -	29.099	19.770	48.869 (2)	88.98	0.117	11:01:27.388	
14 -	29.076	19.676	48.752 (1)	89.19		11:02:16.140	
15 -	29.125	19.777	48.902 (3)	88.92	0.150	11:03:05.042	

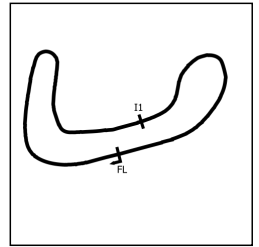
P2 7		Taylor ROSE		Yamaha R6 - Verkada			
IDEAL LAP TIME : 48.835		BEST LAP TIME : 48.945		DIFFERENCE : 0.110			
LAP	SECTOR 1	SECTOR 2	LAP TIME	MPH	DIFF	TIME OF DAY	
1 -	OUTLAP	21.647	58.689	74.09	9.744	10:51:52.817	
2 -	32.365	20.744	53.109	81.88	4.164	10:52:45.926	
3 -	31.806	20.476	52.282	83.17	3.337	10:53:38.208	
4 -	31.408	20.446	51.854	83.86	2.909	10:54:30.062	
5 -	30.994	20.232	51.226	84.89	2.281	10:55:21.288	
6 -	31.360	20.742	52.102	83.46	3.157	10:56:13.390	
7 -	30.126	20.437	50.563	86.00	1.618	10:57:03.953	
8 -	29.807	20.096	49.903	87.14	0.958	10:57:53.856	
9 -	31.161	20.903	52.064	83.52	3.119	10:58:45.920	
10 -	29.846	20.156	50.002	86.96	1.057	10:59:35.922	
11 -	29.792	19.793	49.585 (3)	87.69	0.640	11:00:25.507	
12 -	29.566	19.693	49.259 (2)	88.28	0.314	11:01:14.766	
13 -	29.774	21.224	50.998	85.27	2.053	11:02:05.764	
14 -	29.142	19.803	48.945 (1)	88.84		11:02:54.709	

P3 818		Alex BARKER		Yamaha R6 - Barker Woodrow LTD & Foundry Tyres LTD			
IDEAL LAP TIME : 49.392		BEST LAP TIME : 49.448		DIFFERENCE : 0.056			
LAP	SECTOR 1	SECTOR 2	LAP TIME	MPH	DIFF	TIME OF DAY	
1 -	32.644	20.743	53.387	81.45	3.939	10:51:07.357	
2 -	31.084	20.532	51.616	84.24	2.168	10:51:58.973	
3 -	30.959	20.336	51.295	84.77	1.847	10:52:50.268	
4 -	30.853	20.056	50.909	85.41	1.461	10:53:41.177	
5 -	31.015	20.700	51.715	84.08	2.267	10:54:32.892	
6 -	30.406	20.504	50.910	85.41	1.462	10:55:23.802	
7 -	30.144	20.139	50.283	86.48	0.835	10:56:14.085	
8 -	30.169	20.222	50.391	86.29	0.943	10:57:04.476	
9 -	29.813	19.879	49.692 (3)	87.51	0.244	10:57:54.168	
10 -	30.528	20.067	50.595	85.94	1.147	10:58:44.763	
11 -	29.730	19.718	49.448 (1)	87.94		10:59:34.211	
12 -	30.065	19.907	49.972	87.02	0.524	11:00:24.183	
13 -	30.041	19.946	49.987	86.99	0.539	11:01:14.170	
14 -	30.116	20.700	50.816	85.57	1.368	11:02:04.986	
15 -	29.674	19.819	49.493 (2)	87.86	0.045	11:02:54.479	

BMCRC - MRO Championships 2023 - Rnd 1 @ Brands Hatch Indy

DART Motorsport MRO 600 inc Clubman 600 & GP2/EVO

QUALIFYING - SECTOR ANALYSIS



SECTOR 1 = FL to I1, SECTOR 2 = I1 to FL, DIFF = Difference To Personal Best Lap, P = Crossed Finish Line in Pit Lane, D = Time Disallowed

P4 134		Donald GILBERT		Kawasaki ZX6R - S and N tyres			
IDEAL LAP TIME : 50.876		BEST LAP TIME : 50.877		DIFFERENCE : 0.001			
LAP	SECTOR 1	SECTOR 2	LAP TIME	MPH	DIFF	TIME OF DAY	
1 -	32.895	21.477	54.372	79.97	3.495	10:50:55.496	
2 -	32.997	21.198	54.195	80.23	3.318	10:51:49.691	
3 -	31.721	20.675	52.396	82.99	1.519	10:52:42.087	
4 -	31.873	21.063	52.936	82.14	2.059	10:53:35.023	
5 -	32.070	20.634	52.704	82.50	1.827	10:54:27.727	
6 -	31.473	21.094	52.567	82.72	1.690	10:55:20.294	
7 -	31.174	20.713	51.887	83.80	1.010	10:56:12.181	
8 -	31.343	20.874	52.217	83.27	1.340	10:57:04.398	
9 -	31.044	20.317	51.361 (2)	84.66	0.484	10:57:55.759	
10 -	31.123	20.291	51.414	84.58	0.537	10:58:47.173	
11 -	31.132	20.260	51.392 (3)	84.61	0.515	10:59:38.565	
12 -	31.029	20.388	51.417	84.57	0.540	11:00:29.982	
13 -	31.115	20.302	51.417	84.57	0.540	11:01:21.399	
14 -	30.616	20.261	50.877 (1)	85.47		11:02:12.276	
15 -	30.884	20.771	51.655	84.18	0.778	11:03:03.931	

P5 80		Morgan CREASEY		Yamaha R6 - Warics Ltd			
IDEAL LAP TIME : 51.437		BEST LAP TIME : 51.437		DIFFERENCE : 0.000			
LAP	SECTOR 1	SECTOR 2	LAP TIME	MPH	DIFF	TIME OF DAY	
1 -	OUTLAP	22.751	1:07.936	64.01	16.499	10:52:49.208	
2 -	34.074	21.539	55.613	78.19	4.176	10:53:44.821	
3 -	32.808	21.241	54.049	80.45	2.612	10:54:38.870	
4 -	32.785	22.066	54.851	79.28	3.414	10:55:33.721	
5 -	32.406	21.212	53.618	81.10	2.181	10:56:27.339	
6 -	31.823	20.978	52.801	82.35	1.364	10:57:20.140	
7 -	31.943	21.294	53.237	81.68	1.800	10:58:13.377	
8 -	31.934	21.074	53.008	82.03	1.571	10:59:06.385	
9 -	31.376	20.860	52.236 (3)	83.24	0.799	10:59:58.621	
10 -	31.152	20.965	52.117 (2)	83.43	0.680	11:00:50.738	
11 -	31.023	20.414	51.437 (1)	84.54		11:01:42.175	
12 -	36.670	22.858	59.528	73.05	8.091	11:02:41.703	

P6 168 C		Aaron DALRYMPLE		YAMAHA R6 - Team Blumpkin Racing			
IDEAL LAP TIME : 51.406		BEST LAP TIME : 51.461		DIFFERENCE : 0.055			
LAP	SECTOR 1	SECTOR 2	LAP TIME	MPH	DIFF	TIME OF DAY	
1 -	34.869	22.236	57.105	76.15	5.644	10:51:17.466	
2 -	32.945	21.240	54.185	80.25	2.724	10:52:11.651	
3 -	32.551	21.906	54.457	79.85	2.996	10:53:06.108	
4 -	31.668	20.889	52.557	82.74	1.096	10:53:58.665	
5 -	31.582	20.693	52.275	83.18	0.814	10:54:50.940	
6 -	30.984	20.613	51.597 (3)	84.28	0.136	10:55:42.537	
7 -	30.965	20.496	51.461 (1)	84.50		10:56:33.998	
8 -	30.912	20.956	51.868	83.83	0.407	10:57:25.866	
9 -	31.547	20.683	52.230	83.25	0.769	10:58:18.096	
10 -	30.964	20.619	51.583 (2)	84.30	0.122	10:59:09.679	
11 -	31.189	20.817	52.006	83.61	0.545	11:00:01.685	
12 -	31.496	20.494	51.990	83.64	0.529	11:00:53.675	
13 -	31.269	20.540	51.809	83.93	0.348	11:01:45.484	
14 -	31.252	20.720	51.972	83.67	0.511	11:02:37.456	

BMCRC - MRO Championships 2023 - Rnd 1 @ Brands Hatch Indy

DART Motorsport MRO 600 inc Clubman 600 & GP2/EVO

QUALIFYING - SECTOR ANALYSIS



SECTOR 1 = FL to I1, SECTOR 2 = I1 to FL, DIFF = Difference To Personal Best Lap, P = Crossed Finish Line in Pit Lane, D = Time Disallowed

P7 779 C Terry BRIAN		Yamaha R6 - Two Techs Renault Specialist				
IDEAL LAP TIME : 51.482		BEST LAP TIME : 51.580		DIFFERENCE : 0.098		
LAP	SECTOR 1	SECTOR 2	LAP TIME	MPH	DIFF	TIME OF DAY
1 -	OUTLAP	23.620	1:06.637	65.25	15.057	10:52:08.657
2 -	37.819	23.751	1:01.570	70.62	9.990	10:53:10.227
3 -	32.495	21.803	54.298	80.08	2.718	10:54:04.525
4 -	32.249	21.302	53.551	81.20	1.971	10:54:58.076
5 -	32.249	21.245	53.494	81.29	1.914	10:55:51.570
6 -	31.566	21.704	53.270	81.63	1.690	10:56:44.840
7 -	31.987	21.039	53.026	82.00	1.446	10:57:37.866
8 -	31.316	20.921	52.237	83.24	0.657	10:58:30.103
9 -	31.435	20.957	52.392	83.00	0.812	10:59:22.495
10 -	31.381	20.659	52.040 (3)	83.56	0.460	11:00:14.535
11 -	31.921	20.846	52.767	82.41	1.187	11:01:07.302
12 -	31.096	20.660	51.756 (2)	84.02	0.176	11:01:59.058
13 -	30.823	20.757	51.580 (1)	84.30		11:02:50.638

P8 128 Kelvin HOARE		Yamaha R6 - Southern and Country Roofing Ltd				
IDEAL LAP TIME : 51.174		BEST LAP TIME : 51.722		DIFFERENCE : 0.548		
LAP	SECTOR 1	SECTOR 2	LAP TIME	MPH	DIFF	TIME OF DAY
1 -	34.862	21.792	56.654	76.75	4.932	10:51:05.612
2 -	31.928	20.783	52.711	82.49	0.989	10:51:58.323
3 -	31.810	20.620	52.430 (2)	82.94	0.708	10:52:50.753
4 -	31.781	20.837	52.618	82.64	0.896	10:53:43.371
5 -	31.391	21.079	52.470 (3)	82.87	0.748	10:54:35.841
6 -	31.989	21.162	53.151	81.81	1.429	10:55:28.992
7 -	32.536	20.761	53.297	81.59	1.575	10:56:22.289
8 -	31.169	20.553	51.722 (1)	84.07		10:57:14.011
9 -	31.925	20.572	52.497	82.83	0.775	10:58:06.508
10 -	30.893	20.281	51.174 D	84.97		10:58:57.682
11 -	32.319	20.868	53.187	81.76	1.465	10:59:50.869

P9 40 C Henry ROSS		Yamaha R6 -				
IDEAL LAP TIME : 51.756		BEST LAP TIME : 51.890		DIFFERENCE : 0.134		
LAP	SECTOR 1	SECTOR 2	LAP TIME	MPH	DIFF	TIME OF DAY
1 -	OUTLAP	22.907	1:04.048	67.89	12.158	10:52:31.204
2 -	35.325	22.743	58.068	74.88	6.178	10:53:29.272
3 -	33.678	21.695	55.373	78.53	3.483	10:54:24.645
4 -	33.677	21.643	55.320	78.60	3.430	10:55:19.965
5 -	32.563	21.093	53.656	81.04	1.766	10:56:13.621
6 -	32.784	21.150	53.934	80.62	2.044	10:57:07.555
7 -	33.112	21.255	54.367	79.98	2.477	10:58:01.922
8 -	31.777	21.137	52.914	82.18	1.024	10:58:54.836
9 -	31.689	20.816	52.505 (3)	82.82	0.615	10:59:47.341
10 -	32.073	21.413	53.486	81.30	1.596	11:00:40.827
11 -	31.988	20.768	52.756	82.42	0.866	11:01:33.583
12 -	31.395	20.496	51.891 (2)	83.80	0.001	11:02:25.474
13 -	31.260	20.630	51.890 (1)	83.80		11:03:17.364

BMCRC - MRO Championships 2023 - Rnd 1 @ Brands Hatch Indy

DART Motorsport MRO 600 inc Clubman 600 & GP2/EVO

QUALIFYING - SECTOR ANALYSIS



SECTOR 1 = FL to I1, SECTOR 2 = I1 to FL, DIFF = Difference To Personal Best Lap, P = Crossed Finish Line in Pit Lane, D = Time Disallowed

P10 51		Ross CLARKE		Kawasaki ZX600RR - Ross clarke Farriery			
IDEAL LAP TIME : 51.846		BEST LAP TIME : 51.936		DIFFERENCE : 0.090			
LAP	SECTOR 1	SECTOR 2	LAP TIME	MPH	DIFF	TIME OF DAY	
1 -	35.272	22.671	57.943	75.04	6.007	10:51:06.294	
2 -	33.364	21.652	55.016	79.04	3.080	10:52:01.310	
3 -	33.216	21.362	54.578	79.67	2.642	10:52:55.888	
4 -	32.500	22.073	54.573	79.68	2.637	10:53:50.461	
5 -	32.182	21.048	53.230	81.69	1.294	10:54:43.691	
6 -	32.411	20.984	53.395	81.44	1.459	10:55:37.086	
7 -	32.121	21.019	53.140	81.83	1.204	10:56:30.226	
8 -	32.074	21.324	53.398	81.43	1.462	10:57:23.624	
9 -	31.502	20.723	52.225	83.26	0.289	10:58:15.849	
10 -	32.036	20.960	52.996	82.05	1.060	10:59:08.845	
11 -	31.269	20.890	52.159 (3)	83.37	0.223	11:00:01.004	
12 -	31.359	20.577	51.936 (1)	83.73		11:00:52.940	
13 -	31.430	20.725	52.155 (2)	83.37	0.219	11:01:45.095	
14 -	37.350	26.006	1:03.356	68.63	11.420	11:02:48.451	

P11 184		David TWYFORD		Kawasaki ZX6R - MHP, IMP Racing			
IDEAL LAP TIME : 51.635		BEST LAP TIME : 51.940		DIFFERENCE : 0.305			
LAP	SECTOR 1	SECTOR 2	LAP TIME	MPH	DIFF	TIME OF DAY	
1 -	OUTLAP	22.266	1:02.943	69.08	11.003	10:51:55.767	
2 -	34.519	22.442	56.961	76.34	5.021	10:52:52.728	
3 -	32.507	22.330	54.837	79.30	2.897	10:53:47.565	
4 -	32.669	21.250	53.919	80.65	1.979	10:54:41.484	
5 -	32.787	21.018	53.805	80.82	1.865	10:55:35.289	
6 -	33.583	20.952	54.535	79.73	2.595	10:56:29.824	
7 -	31.968	21.421	53.389	81.45	1.449	10:57:23.213	
8 -	31.337	20.641	51.978	83.66	0.038	10:58:15.191	
9 -	32.868	21.401	54.269	80.13	2.329	10:59:09.460	
10 -	31.029	20.914	51.943 (2)	83.71	0.003	11:00:01.403	
11 -	31.345	20.606	51.951 (3)	83.70	0.011	11:00:53.354	
12 -	31.279	20.661	51.940 (1)	83.72		11:01:45.294	
13 -	32.361	20.979	53.340	81.52	1.400	11:02:38.634	

P12 91 C		Sam HIRST		Kawasaki 636 - Team Valley Racing			
IDEAL LAP TIME : 51.869		BEST LAP TIME : 51.951		DIFFERENCE : 0.082			
LAP	SECTOR 1	SECTOR 2	LAP TIME	MPH	DIFF	TIME OF DAY	
1 -	34.017	21.985	56.002	77.65	4.051	10:51:21.898	
2 -	33.733	21.690	55.423	78.46	3.472	10:52:17.321	
3 -	32.115	21.676	53.791	80.84	1.840	10:53:11.112	
4 -	32.065	21.437	53.502	81.27	1.551	10:54:04.614	
5 -	31.879	21.499	53.378	81.46	1.427	10:54:57.992	
6 -	32.169	21.246	53.415	81.41	1.464	10:55:51.407	
7 -	31.513	21.808	53.321	81.55	1.370	10:56:44.728	
8 -	31.551	21.061	52.612	82.65	0.661	10:57:37.340	
9 -	31.353	21.432	52.785	82.38	0.834	10:58:30.125	
10 -	31.101	21.091	52.192 (2)	83.31	0.241	10:59:22.317	
11 -	31.183	20.768	51.951 (1)	83.70		11:00:14.268	
12 -	31.611	20.822	52.433	82.93	0.482	11:01:06.701	
13 -	31.269	21.005	52.274 (3)	83.18	0.323	11:01:58.975	
14 -	31.586	21.515	53.101	81.89	1.150	11:02:52.076	

BMCRC - MRO Championships 2023 - Rnd 1 @ Brands Hatch Indy

DART Motorsport MRO 600 inc Clubman 600 & GP2/EVO

QUALIFYING - SECTOR ANALYSIS



SECTOR 1 = FL to I1, SECTOR 2 = I1 to FL, DIFF = Difference To Personal Best Lap, P = Crossed Finish Line in Pit Lane, D = Time Disallowed

P13 661 EVO Cameron HARRIS			Triumph 675R - Harris / Tony Scott Motorsport			
IDEAL LAP TIME : 52.066		BEST LAP TIME : 52.130		DIFFERENCE : 0.064		
LAP	SECTOR 1	SECTOR 2	LAP TIME	MPH	DIFF	TIME OF DAY
1 -	33.482	21.845	55.327	78.59	3.197	10:51:01.784
2 -	32.979	21.520	54.499	79.79	2.369	10:51:56.283
3 -	32.445	21.267	53.712	80.96	1.582	10:52:49.995
4 -	31.984	21.110	53.094	81.90	0.964	10:53:43.089
5 -	31.417	21.751	53.168	81.78	1.038	10:54:36.257
6 -	31.176	21.627	52.803	82.35	0.673	10:55:29.060
7 -	32.604	21.090	53.694	80.98	1.564	10:56:22.754
8 -	31.585	20.986	52.571	82.71	0.441	10:57:15.325
9 -	31.361	20.955	52.316 (3)	83.12	0.186	10:58:07.641
10 -	31.146	21.038	52.184 (2)	83.33	0.054	10:58:59.825
11 -	31.210	20.920	52.130 (1)	83.41		10:59:51.955

P14 212 Matt PALLETT			Yamaha R6 - BDA Chartered Architects			
IDEAL LAP TIME : 52.101		BEST LAP TIME : 52.210		DIFFERENCE : 0.109		
LAP	SECTOR 1	SECTOR 2	LAP TIME	MPH	DIFF	TIME OF DAY
1 -	OUTLAP	22.270	1:00.342	72.06	8.132	10:51:46.065
2 -	33.647	22.661	56.308	77.22	4.098	10:52:42.373
3 -	33.924	21.837	55.761	77.98	3.551	10:53:38.134
4 -	32.712	22.651	55.363	78.54	3.153	10:54:33.497
5 -	33.192	21.897	55.089	78.93	2.879	10:55:28.586
6 -	32.369	21.413	53.782	80.85	1.572	10:56:22.368
7 -	31.736	21.362	53.098	81.89	0.888	10:57:15.466
8 -	31.963	20.869	52.832	82.31	0.622	10:58:08.298
9 -	31.919	20.802	52.721	82.48	0.511	10:59:01.019
10 -	31.897	20.650	52.547 (3)	82.75	0.337	10:59:53.566
11 -	31.779	20.821	52.600	82.67	0.390	11:00:46.166
12 -	31.568	20.755	52.323 (2)	83.11	0.113	11:01:38.489
13 -	31.451	20.759	52.210 (1)	83.29		11:02:30.699

P15 71 Oliver MACRAE			- EPS PUMPS			
IDEAL LAP TIME : 51.999		BEST LAP TIME : 52.266		DIFFERENCE : 0.267		
LAP	SECTOR 1	SECTOR 2	LAP TIME	MPH	DIFF	TIME OF DAY
1 -	36.197	22.839	59.036	73.66	6.770	10:51:03.811
2 -	34.162	21.744	55.906	77.78	3.640	10:51:59.717
3 -	32.909	21.363	54.272	80.12	2.006	10:52:53.989
4 -	32.818	21.622	54.440	79.87	2.174	10:53:48.429
5 -	32.583	21.252	53.835	80.77	1.569	10:54:42.264
6 -	32.386	21.118	53.504	81.27	1.238	10:55:35.768
7 -	32.629	21.125	53.754	80.89	1.488	10:56:29.522
8 -	31.907	21.123	53.030	82.00	0.764	10:57:22.552
9 -	31.550	20.719	52.269 (2)	83.19	0.003	10:58:14.821
10 -	31.653	21.049	52.702	82.51	0.436	10:59:07.523
11 -	31.345	20.921	52.266 (1)	83.20		10:59:59.789
12 -	31.704	20.654	52.358 (3)	83.05	0.092	11:00:52.147
13 -	31.692	20.927	52.619	82.64	0.353	11:01:44.766
14 -	32.413	20.979	53.392	81.44	1.126	11:02:38.158

BMCRC - MRO Championships 2023 - Rnd 1 @ Brands Hatch Indy

DART Motorsport MRO 600 inc Clubman 600 & GP2/EVO

QUALIFYING - SECTOR ANALYSIS



SECTOR 1 = FL to I1, SECTOR 2 = I1 to FL, DIFF = Difference To Personal Best Lap, P = Crossed Finish Line in Pit Lane, D = Time Disallowed

P16 22 C		Toby TRUNDLE		Yamaha R6 - Harris Motorcycles - Harlow			
IDEAL LAP TIME : 52.368		BEST LAP TIME : 52.368		DIFFERENCE : 0.000			
LAP	SECTOR 1	SECTOR 2	LAP TIME	MPH	DIFF	TIME OF DAY	
1 -	35.237	22.489	57.726	75.33	5.358	10:51:35.965	
2 -	35.402	21.933	57.335	75.84	4.967	10:52:33.300	
3 -	33.759	22.622	56.381	77.12	4.013	10:53:29.681	
4 -	33.906	21.342	55.248	78.71	2.880	10:54:24.929	
5 -	33.934	21.524	55.458	78.41	3.090	10:55:20.387	
6 -	33.021	21.018	54.039	80.47	1.671	10:56:14.426	
7 -	32.658	21.020	53.678	81.01	1.310	10:57:08.104	
8 -	32.924	21.182	54.106	80.37	1.738	10:58:02.210	
9 -	32.216	21.059	53.275 (3)	81.62	0.907	10:58:55.485	
10 -	31.814	21.610	53.424	81.39	1.056	10:59:48.909	
11 -	31.578	20.790	52.368 (1)	83.03		11:00:41.277	
12 -	31.869	21.364	53.233 (2)	81.69	0.865	11:01:34.510	
13 -	32.260	22.661	54.921	79.17	2.553	11:02:29.431	

P17 85 C		James ROBINSON		Yamaha R6 - claire palastanga ceramics			
IDEAL LAP TIME : 52.154		BEST LAP TIME : 52.479		DIFFERENCE : 0.325			
LAP	SECTOR 1	SECTOR 2	LAP TIME	MPH	DIFF	TIME OF DAY	
1 -	OUTLAP	22.247	1:01.385	70.84	8.906	10:51:59.314	
2 -	32.439	21.781	54.220	80.20	1.741	10:52:53.534	
3 -	34.540	22.688	57.228	75.98	4.749	10:53:50.762	
4 -	32.293	21.338	53.631	81.08	1.152	10:54:44.393	
5 -	32.925	21.652	54.577	79.67	2.098	10:55:38.970	
6 -	32.032	21.432	53.464	81.33	0.985	10:56:32.434	
7 -	31.994	21.359	53.353	81.50	0.874	10:57:25.787	
8 -	32.002	21.038	53.040 (3)	81.98	0.561	10:58:18.827	
9 -	32.113	21.317	53.430	81.38	0.951	10:59:12.257	
10 -	31.780	21.444	53.224	81.70	0.745	11:00:05.481	
11 -	32.110	21.471	53.581	81.15	1.102	11:00:59.062	
12 -	31.530	21.188	52.718 (2)	82.48	0.239	11:01:51.780	
13 -	31.116	21.363	52.479 (1)	82.86		11:02:44.259	

P18 96		Jack KIRSCH		- RD Racing			
IDEAL LAP TIME : 52.612		BEST LAP TIME : 52.731		DIFFERENCE : 0.119			
LAP	SECTOR 1	SECTOR 2	LAP TIME	MPH	DIFF	TIME OF DAY	
1 -	OUTLAP	23.118	1:06.225	65.66	13.494	10:52:37.593	
2 -	34.280	22.502	56.782	76.58	4.051	10:53:34.375	
3 -	33.939	22.212	56.151	77.44	3.420	10:54:30.526	
4 -	33.387	21.720	55.107	78.91	2.376	10:55:25.633	
5 -	32.948	21.471	54.419	79.90	1.688	10:56:20.052	
6 -	32.225	21.565	53.790 (3)	80.84	1.059	10:57:13.842	
7 -	32.720	21.139	53.859	80.74	1.128	10:58:07.701	
8 -	31.806	20.925	52.731 (1)	82.46		10:59:00.432	
9 -	31.687	21.162	52.849 (2)	82.28	0.118	10:59:53.281	
10 -	32.458	IN PIT	2:09.883 P	33.48	1:17.152	11:02:03.164	
11 -	OUTLAP	22.271	1:02.867	69.17	10.136	11:03:06.031	

BMCRC - MRO Championships 2023 - Rnd 1 @ Brands Hatch Indy

DART Motorsport MRO 600 inc Clubman 600 & GP2/EVO

QUALIFYING - SECTOR ANALYSIS



SECTOR 1 = FL to I1, SECTOR 2 = I1 to FL, DIFF = Difference To Personal Best Lap, P = Crossed Finish Line in Pit Lane, D = Time Disallowed

P19		3		Joey LAMB DEN		Kawasaki ZX600 RBF -	
IDEAL LAP TIME : 52.950		BEST LAP TIME : 52.950		DIFFERENCE : 0.000			
LAP	SECTOR 1	SECTOR 2	LAP TIME	MPH	DIFF	TIME OF DAY	
1 -	OUTLAP	24.611	1:04.944	66.95	11.994	10:51:53.153	
2 -	37.061	23.205	1:00.266	72.15	7.316	10:52:53.419	
3 -	34.709	22.876	57.585	75.51	4.635	10:53:51.004	
4 -	33.664	22.659	56.323	77.20	3.373	10:54:47.327	
5 -	34.054	22.548	56.602	76.82	3.652	10:55:43.929	
6 -	33.417	22.206	55.623	78.17	2.673	10:56:39.552	
7 -	33.475	21.701	55.176	78.81	2.226	10:57:34.728	
8 -	33.570	21.848	55.418	78.46	2.468	10:58:30.146	
9 -	32.750	21.284	54.034 (2)	80.47	1.084	10:59:24.180	
10 -	32.703	21.837	54.540	79.73	1.590	11:00:18.720	
11 -	32.903	21.451	54.354 (3)	80.00	1.404	11:01:13.074	
12 -	33.182	21.617	54.799	79.35	1.849	11:02:07.873	
13 -	31.896	21.054	52.950 (1)	82.12		11:03:00.823	

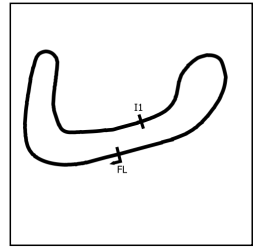
P20		31		Dylan MELLOR		Kawasaki ZX6-R - BDS Motorcycles	
IDEAL LAP TIME : 52.973		BEST LAP TIME : 52.973		DIFFERENCE : 0.000			
LAP	SECTOR 1	SECTOR 2	LAP TIME	MPH	DIFF	TIME OF DAY	
1 -	OUTLAP	25.179	1:14.081	58.70	21.108	10:53:58.766	
2 -	33.978	25.475	59.453	73.14	6.480	10:54:58.219	
3 -	33.981	23.665	57.646	75.43	4.673	10:55:55.865	
4 -	33.126	22.073	55.199	78.78	2.226	10:56:51.064	
5 -	32.550	20.981	53.531 (2)	81.23	0.558	10:57:44.595	
6 -	31.997	20.976	52.973 (1)	82.09		10:58:37.568	
7 -	32.301	24.639	56.940	76.37	3.967	10:59:34.508	
8 -	35.509	21.884	57.393	75.76	4.420	11:00:31.901	
9 -	33.277	21.489	54.766 (3)	79.40	1.793	11:01:26.667	
10 -	32.264	22.852	55.116	78.89	2.143	11:02:21.783	

P21		35		Kai DICKINSON		Kawasaki ZX636 -	
IDEAL LAP TIME : 53.227		BEST LAP TIME : 53.244		DIFFERENCE : 0.017			
LAP	SECTOR 1	SECTOR 2	LAP TIME	MPH	DIFF	TIME OF DAY	
1 -	35.294	23.216	58.510	74.32	5.266	10:51:40.115	
2 -	35.111	23.520	58.631	74.16	5.387	10:52:38.746	
3 -	34.239	22.447	56.686	76.71	3.442	10:53:35.432	
4 -	35.287	22.497	57.784	75.25	4.540	10:54:33.216	
5 -	33.235	22.423	55.658	78.13	2.414	10:55:28.874	
6 -	33.669	21.986	55.655	78.13	2.411	10:56:24.529	
7 -	32.652	21.942	54.594	79.65	1.350	10:57:19.123	
8 -	32.808	22.173	54.981	79.09	1.737	10:58:14.104	
9 -	33.580	21.866	55.446	78.42	2.202	10:59:09.550	
10 -	32.345	21.470	53.815 (3)	80.80	0.571	11:00:03.365	
11 -	32.390	21.430	53.820	80.79	0.576	11:00:57.185	
12 -	32.015	21.310	53.325 (2)	81.54	0.081	11:01:50.510	
13 -	31.917	21.327	53.244 (1)	81.67		11:02:43.754	

BMCRC - MRO Championships 2023 - Rnd 1 @ Brands Hatch Indy

DART Motorsport MRO 600 inc Clubman 600 & GP2/EVO

QUALIFYING - SECTOR ANALYSIS



SECTOR 1 = FL to I1, SECTOR 2 = I1 to FL, DIFF = Difference To Personal Best Lap, P = Crossed Finish Line in Pit Lane, D = Time Disallowed

P22 441		Jack SMITH		Kawasaki NINJA 636 - Woodland environmental services			
IDEAL LAP TIME : 53.357		BEST LAP TIME : 53.452		DIFFERENCE : 0.095			
LAP	SECTOR 1	SECTOR 2	LAP TIME	MPH	DIFF	TIME OF DAY	
1 -	38.801	23.752	1:02.553	69.51	9.101	10:51:12.228	
2 -	35.894	22.477	58.371	74.49	4.919	10:52:10.599	
3 -	36.355	IN PIT	2:49.222	P 25.69	1:55.770	10:54:59.821	
4 -	OUTLAP	21.967	1:04.600	67.31	11.148	10:56:04.421	
5 -	34.020	21.349	55.369	78.53	1.917	10:56:59.790	
6 -	33.403	21.074	54.477	79.82	1.025	10:57:54.267	
7 -	32.648	20.804	53.452 (1)	81.35		10:58:47.719	
8 -	32.842	20.723	53.565	(2) 81.18	0.113	10:59:41.284	
9 -	32.829	20.794	53.623	(3) 81.09	0.171	11:00:34.907	
10 -	32.634	21.117	53.751	80.90	0.299	11:01:28.658	
11 -	33.046	21.094	54.140	80.32	0.688	11:02:22.798	
12 -	33.140	20.804	53.944	80.61	0.492	11:03:16.742	

P23 49 EVO		Luke WALLINGTON		Triumph 765 DAYTONA - Elmech Racing			
IDEAL LAP TIME : 53.486		BEST LAP TIME : 53.621		DIFFERENCE : 0.135			
LAP	SECTOR 1	SECTOR 2	LAP TIME	MPH	DIFF	TIME OF DAY	
1 -	OUTLAP	22.912	1:01.123	71.14	7.502	10:53:19.636	
2 -	34.352	22.737	57.089	76.17	3.468	10:54:16.725	
3 -	34.098	22.159	56.257	77.29	2.636	10:55:12.982	
4 -	33.594	22.000	55.594	78.22	1.973	10:56:08.576	
5 -	33.471	22.129	55.600	78.21	1.979	10:57:04.176	
6 -	32.546	21.502	54.048	(3) 80.45	0.427	10:57:58.224	
7 -	32.952	21.548	54.500	79.79	0.879	10:58:52.724	
8 -	32.530	21.831	54.361	79.99	0.740	10:59:47.085	
9 -	32.311	21.339	53.650	(2) 81.05	0.029	11:00:40.735	
10 -	32.147	21.474	53.621 (1)	81.09		11:01:34.356	
11 -	32.275	22.194	54.469	79.83	0.848	11:02:28.825	

P24 95		Grant ROBERTSON		Kawasaki ZX6R -			
IDEAL LAP TIME : 53.759		BEST LAP TIME : 53.759		DIFFERENCE : 0.000			
LAP	SECTOR 1	SECTOR 2	LAP TIME	MPH	DIFF	TIME OF DAY	
1 -	34.985	22.036	57.021	(2) 76.26	3.262	10:51:11.663	
2 -	34.291	22.981	57.272	75.92	3.513	10:52:08.935	
3 -	37.283	24.255	1:01.538	70.66	7.779	10:53:10.473	
4 -	34.560	22.556	57.116	(3) 76.13	3.357	10:54:07.589	
5 -	32.422	21.337	53.759 (1)	80.89		10:55:01.348	

P25 58 C		Paul NICHOLAS		Yamaha YZF R6 - RL consultancy services LTD			
IDEAL LAP TIME : 54.230		BEST LAP TIME : 54.319		DIFFERENCE : 0.089			
LAP	SECTOR 1	SECTOR 2	LAP TIME	MPH	DIFF	TIME OF DAY	
1 -	OUTLAP	23.795	1:05.965	65.92	11.646	10:54:17.414	
2 -	34.547	22.182	56.729	76.65	2.410	10:55:14.143	
3 -	35.390	22.145	57.535	75.58	3.216	10:56:11.678	
4 -	33.314	22.216	55.530	78.31	1.211	10:57:07.208	
5 -	33.144	21.738	54.882	79.23	0.563	10:58:02.090	
6 -	32.825	21.553	54.378	(3) 79.96	0.059	10:58:56.468	
7 -	32.883	21.436	54.319 (1)	80.05		10:59:50.787	
8 -	32.794	21.559	54.353	(2) 80.00	0.034	11:00:45.140	

BMCRC - MRO Championships 2023 - Rnd 1 @ Brands Hatch Indy

DART Motorsport MRO 600 inc Clubman 600 & GP2/EVO

QUALIFYING - SECTOR ANALYSIS



SECTOR 1 = FL to I1, SECTOR 2 = I1 to FL, DIFF = Difference To Personal Best Lap, P = Crossed Finish Line in Pit Lane, D = Time Disallowed

P26 14 C		Jack MUIR		Kawasaki ZX636 -			
IDEAL LAP TIME : 54.381		BEST LAP TIME : 54.381		DIFFERENCE : 0.000			
LAP	SECTOR 1	SECTOR 2	LAP TIME	MPH	DIFF	TIME OF DAY	
1 -	37.364	23.613	1:00.977	71.31	6.596	10:51:34.924	
2 -	37.733	23.626	1:01.359	70.87	6.978	10:52:36.283	
3 -	35.598	23.027	58.625	74.17	4.244	10:53:34.908	
4 -	35.474	22.737	58.211	74.70	3.830	10:54:33.119	
5 -	34.644	22.511	57.155	76.08	2.774	10:55:30.274	
6 -	34.369	22.659	57.028	76.25	2.647	10:56:27.302	
7 -	34.257	22.207	56.464	77.01	2.083	10:57:23.766	
8 -	34.162	22.272	56.434	77.05	2.053	10:58:20.200	
9 -	33.989	23.286	57.275	75.92	2.894	10:59:17.475	
10 -	33.923	22.027	55.950 (2)	77.72	1.569	11:00:13.425	
11 -	34.046	22.173	56.219 (3)	77.35	1.838	11:01:09.644	
12 -	34.376	22.006	56.382	77.12	2.001	11:02:06.026	
13 -	32.851	21.530	54.381 (1)	79.96		11:03:00.407	

P27 81 C		Fred McMULLAN		Kawasaki ZX636 - Orwell Motorcycles ipswich			
IDEAL LAP TIME : 54.832		BEST LAP TIME : 54.832		DIFFERENCE : 0.000			
LAP	SECTOR 1	SECTOR 2	LAP TIME	MPH	DIFF	TIME OF DAY	
1 -	OUTLAP	24.890	1:07.649	64.28	12.817	10:52:39.793	
2 -	35.896	23.581	59.477	73.11	4.645	10:53:39.270	
3 -	34.450	23.363	57.813	75.21	2.981	10:54:37.083	
4 -	34.330	23.374	57.704	75.36	2.872	10:55:34.787	
5 -	34.276	22.863	57.139	76.10	2.307	10:56:31.926	
6 -	33.988	22.427	56.415	77.08	1.583	10:57:28.341	
7 -	34.114	22.624	56.738	76.64	1.906	10:58:25.079	
8 -	34.330	22.495	56.825	76.52	1.993	10:59:21.904	
9 -	34.483	22.456	56.939	76.37	2.107	11:00:18.843	
10 -	33.495	22.141	55.636 (3)	78.16	0.804	11:01:14.479	
11 -	33.070	22.202	55.272 (2)	78.67	0.440	11:02:09.751	
12 -	32.905	21.927	54.832 (1)	79.30		11:03:04.583	

P28 129 C		David JAMES		Yamaha R6 -			
IDEAL LAP TIME : 54.980		BEST LAP TIME : 55.021		DIFFERENCE : 0.041			
LAP	SECTOR 1	SECTOR 2	LAP TIME	MPH	DIFF	TIME OF DAY	
1 -	37.100	23.505	1:00.605	71.75	5.584	10:51:15.224	
2 -	36.045	22.759	58.804	73.95	3.783	10:52:14.028	
3 -	33.850	23.302	57.152	76.08	2.131	10:53:11.180	
4 -	34.297	22.839	57.136	76.10	2.115	10:54:08.316	
5 -	34.293	22.412	56.705	76.68	1.684	10:55:05.021	
6 -	33.684	22.626	56.310	77.22	1.289	10:56:01.331	
7 -	33.092	21.929	55.021 (1)	79.03		10:56:56.352	
8 -	33.441	22.043	55.484 (3)	78.37	0.463	10:57:51.836	
9 -	33.051	22.132	55.183 (2)	78.80	0.162	10:58:47.019	

P29 888 C		Brandon WRIGHT		Yamaha R6 - 888 Vapour			
IDEAL LAP TIME : 55.898		BEST LAP TIME : 55.898		DIFFERENCE : 0.000			
LAP	SECTOR 1	SECTOR 2	LAP TIME	MPH	DIFF	TIME OF DAY	
1 -	OUTLAP	24.066	1:06.677	65.21	10.779	10:52:10.571	
2 -	36.271	23.766	1:00.037	72.43	4.139	10:53:10.608	
3 -	34.344	22.973	57.317	75.86	1.419	10:54:07.925	
4 -	34.163	22.651	56.814	76.54	0.916	10:55:04.739	
5 -	34.883	22.871	57.754	75.29	1.856	10:56:02.493	
6 -	34.571	22.588	57.159	76.07	1.261	10:56:59.652	
7 -	34.578	22.246	56.824	76.52	0.926	10:57:56.476	
8 -	33.803	22.536	56.339 (3)	77.18	0.441	10:58:52.815	
9 -	34.176	22.153	56.329 (2)	77.20	0.431	10:59:49.144	
10 -	33.787	22.111	55.898 (1)	77.79		11:00:45.042	
11 -	34.567	22.198	56.765	76.60	0.867	11:01:41.807	
12 -	34.083	22.705	56.788	76.57	0.890	11:02:38.595	

BMCRC - MRO Championships 2023 - Rnd 1 @ Brands Hatch Indy

DART Motorsport MRO 600 inc Clubman 600 & GP2/EVO

QUALIFYING - SECTOR ANALYSIS



SECTOR 1 = FL to I1, SECTOR 2 = I1 to FL, DIFF = Difference To Personal Best Lap, P = Crossed Finish Line in Pit Lane, D = Time Disallowed

P30 221		Matt VENN		Kawasaki ZX6R - Thomas Franks			
IDEAL LAP TIME : 55.969		BEST LAP TIME : 55.969		DIFFERENCE : 0.000			
LAP	SECTOR 1	SECTOR 2	LAP TIME	MPH	DIFF	TIME OF DAY	
1 -	OUTLAP	24.690	1:08.585	63.40	12.616	10:52:22.288	
2 -	39.612	25.488	1:05.100	66.79	9.131	10:53:27.388	
3 -	37.087	22.901	59.988	72.49	4.019	10:54:27.376	
4 -	35.409	22.472	57.881 (3)	75.13	1.912	10:55:25.257	
5 -	36.504	IN PIT	2:09.496 P	33.58	1:13.527	10:57:34.753	
6 -	OUTLAP	22.284	1:02.377	69.71	6.408	10:58:37.130	
7 -	34.612	22.178	56.790 (2)	76.57	0.821	10:59:33.920	
8 -	34.091	21.878	55.969 (1)	77.69		11:00:29.889	

P31 27 C		Timothy PETTS		Triumph DAYTONA 675 -			
IDEAL LAP TIME : 57.738		BEST LAP TIME : 57.849		DIFFERENCE : 0.111			
LAP	SECTOR 1	SECTOR 2	LAP TIME	MPH	DIFF	TIME OF DAY	
1 -	38.877	23.924	1:02.801	69.24	4.952	10:51:17.761	
2 -	38.183	23.126	1:01.309	70.92	3.460	10:52:19.070	
3 -	35.611	22.998	58.609 (3)	74.19	0.760	10:53:17.679	
4 -	35.399	22.794	58.193 (2)	74.72	0.344	10:54:15.872	
5 -	34.944	22.905	57.849 (1)	75.17		10:55:13.721	
6 -	35.824	23.607	59.431	73.17	1.582	10:56:13.152	

P32 23		Joe ELLIS		Kawasaki ZX636 - Jpr			
IDEAL LAP TIME : 1:03.382		BEST LAP TIME : 1:03.382		DIFFERENCE : 0.000			
LAP	SECTOR 1	SECTOR 2	LAP TIME	MPH	DIFF	TIME OF DAY	
1 -	OUTLAP	28.373	1:14.319	58.51	10.937	10:53:30.062	
2 -	41.203	27.052	1:08.255	63.71	4.873	10:54:38.317	
3 -	39.390	26.140	1:05.530	66.36	2.148	10:55:43.847	
4 -	38.729	25.665	1:04.394	67.53	1.012	10:56:48.241	
5 -	38.575	25.751	1:04.326	67.60	0.944	10:57:52.567	
6 -	38.923	26.313	1:05.236	66.65	1.854	10:58:57.803	
7 -	38.748	25.621	1:04.369	67.55	0.987	11:00:02.172	
8 -	38.332	25.763	1:04.095 (3)	67.84	0.713	11:01:06.267	
9 -	38.094	25.778	1:03.872 (2)	68.08	0.490	11:02:10.139	
10 -	38.050	25.332	1:03.382 (1)	68.60		11:03:13.521	

P33 63 C		Robert BUSH		Suzuki GSXR 600 - Legacy Racing			
IDEAL LAP TIME : 1:03.444		BEST LAP TIME : 1:03.444		DIFFERENCE : 0.000			
LAP	SECTOR 1	SECTOR 2	LAP TIME	MPH	DIFF	TIME OF DAY	
1 -	OUTLAP	27.168	1:17.041	56.44	13.597	10:52:43.448	
2 -	41.433	26.377	1:07.810	64.12	4.366	10:53:51.258	
3 -	39.978	26.540	1:06.518	65.37	3.074	10:54:57.776	
4 -	39.670	25.196	1:04.866	67.03	1.422	10:56:02.642	
5 -	39.958	25.404	1:05.362	66.53	1.918	10:57:08.004	
6 -	39.815	24.848	1:04.663 (3)	67.25	1.219	10:58:12.667	
7 -	39.752	25.526	1:05.278	66.61	1.834	10:59:17.945	
8 -	39.747	25.400	1:05.147	66.75	1.703	11:00:23.092	
9 -	38.961	24.919	1:03.880 (2)	68.07	0.436	11:01:26.972	
10 -	38.891	24.553	1:03.444 (1)	68.54		11:02:30.416	

P34 36		Harry FOWLE		Yamaha R6 - HF Refinishing/ ELP Racing			
IDEAL LAP TIME : 1:09.221		BEST LAP TIME :		DIFFERENCE :			
LAP	SECTOR 1	SECTOR 2	LAP TIME	MPH	DIFF	TIME OF DAY	
1 -	OUTLAP	22.682	1:00.083	72.37		10:53:03.599	

BMCRC - MRO Championships 2023 - Rnd 1 @ Brands Hatch Indy

DART Motorsport MRO 600 inc Clubman 600 & GP2/EVO

QUALIFYING - BEST SECTORS

SECTOR 1			SECTOR 2			IDEAL / BEST COMPARISON						
POS	NO	NAME	TIME	NO	NAME	TIME	POS	NO	NAME	IDEAL	BEST	DIFF
									PERFECT LAP	48.752		
1	47	SEABRIGHT	29.076	47	SEABRIGHT	19.676	1	47	SEABRIGHT	48.752	48.752	0.000
2	7	ROSE	29.142	7	ROSE	19.693	2	7	ROSE	48.835	48.945	0.110
3	818	BARKER	29.674	818	BARKER	19.718	3	818	BARKER	49.392	49.448	0.056
4	134	GILBERT	30.616	134	GILBERT	20.260	4	134	GILBERT	50.876	50.877	0.001
5	779	BRIAN	30.823	128	HOARE	20.281	5	128	HOARE	51.174	51.722	0.548
6	128	HOARE	30.893	80	CREASEY	20.414	6	168	DALRYMPLE	51.406	51.461	0.055
7	168	DALRYMPLE	30.912	168	DALRYMPLE	20.494	7	80	CREASEY	51.437	51.437	0.000
8	80	CREASEY	31.023	40	ROSS	20.496	8	779	BRIAN	51.482	51.580	0.098
9	184	TWYFORD	31.029	51	CLARKE	20.577	9	184	TWYFORD	51.635	51.940	0.305
10	91	HIRST	31.101	184	TWYFORD	20.606	10	40	ROSS	51.756	51.890	0.134
11	85	ROBINSON	31.116	212	PALLET	20.650	11	51	CLARKE	51.846	51.936	0.090
12	661	HARRIS	31.146	71	MACRAE	20.654	12	91	HIRST	51.869	51.951	0.082
13	40	ROSS	31.260	779	BRIAN	20.659	13	71	MACRAE	51.999	52.266	0.267
14	51	CLARKE	31.269	441	SMITH	20.723	14	661	HARRIS	52.066	52.130	0.064
15	71	MACRAE	31.345	91	HIRST	20.768	15	212	PALLET	52.101	52.210	0.109
16	212	PALLET	31.451	22	TRUNDLE	20.790	16	85	ROBINSON	52.154	52.479	0.325
17	22	TRUNDLE	31.578	661	HARRIS	20.920	17	22	TRUNDLE	52.368	52.368	0.000
18	96	KIRSCH	31.687	96	KIRSCH	20.925	18	96	KIRSCH	52.612	52.731	0.119
19	3	LAMBDEN	31.896	31	MELLOR	20.976	19	3	LAMBDEN	52.950	52.950	0.000
20	35	DICKINSON	31.917	85	ROBINSON	21.038	20	31	MELLOR	52.973	52.973	0.000
21	31	MELLOR	31.997	3	LAMBDEN	21.054	21	35	DICKINSON	53.227	53.244	0.017
22	49	WALLINGTON	32.147	35	DICKINSON	21.310	22	441	SMITH	53.357	53.452	0.095
23	95	ROBERTSON	32.422	95	ROBERTSON	21.337	23	49	WALLINGTON	53.486	53.621	0.135
24	441	SMITH	32.634	49	WALLINGTON	21.339	24	95	ROBERTSON	53.759	53.759	0.000
25	58	NICHOLAS	32.794	58	NICHOLAS	21.436	25	58	NICHOLAS	54.230	54.319	0.089
26	14	MUIR	32.851	14	MUIR	21.530	26	14	MUIR	54.381	54.381	0.000
27	81	McMULLAN	32.905	221	VENN	21.878	27	81	McMULLAN	54.832	54.832	0.000
28	129	JAMES	33.051	81	McMULLAN	21.927	28	129	JAMES	54.980	55.021	0.041
29	888	WRIGHT	33.787	129	JAMES	21.929	29	888	WRIGHT	55.898	55.898	0.000
30	221	VENN	34.091	888	WRIGHT	22.111	30	221	VENN	55.969	55.969	0.000
31	27	PETTS	34.944	36	FOWLE	22.682	31	27	PETTS	57.738	57.849	0.111
32	23	ELLIS	38.050	27	PETTS	22.794	32	23	ELLIS	1:03.382	1:03.382	0.000
33	63	BUSH	38.891	63	BUSH	24.553	33	63	BUSH	1:03.444	1:03.444	0.000
34	36	FOWLE	46.539	23	ELLIS	25.332	34	36	FOWLE	1:09.221		
35												

BMCRC - MRO Championships 2023 - Rnd 1 @ Brands Hatch Indy

DART Motorsport MRO 600 inc Clubman 600 & GP2/EVO

QUALIFYING - STATISTICS

Competitors Started	35
Planned Start	2023-03-11 @ 10:59:00.000
Actual Start	2023-03-11 @ 10:49:35.157
Finish Time	2023-03-11 @ 11:02:26.064
Track Length	1.2079mi.
Total Laps	391
Total Distance Covered	472.3067mi.

Session Fastest Lap History

NO	CL	NAME	LAP TIME	TIME OF DAY	LAP	VEHICLE
134		Donald GILBERT	54.372	10:50:55.529	1	Kawasaki ZX6R
818		Alex BARKER	53.387	10:51:07.379	1	Yamaha R6
47		Fenton SEABRIGHT	52.915	10:51:23.646	1	Yamaha R6
128		Kelvin HOARE	52.711	10:51:58.346	2	Yamaha R6
818		Alex BARKER	51.616	10:51:58.994	2	Yamaha R6
818		Alex BARKER	51.295	10:52:50.288	3	Yamaha R6
818		Alex BARKER	50.909	10:53:41.198	4	Yamaha R6
47		Fenton SEABRIGHT	50.428	10:53:59.269	4	Yamaha R6
47		Fenton SEABRIGHT	50.354	10:54:49.623	5	Yamaha R6
818		Alex BARKER	50.283	10:56:14.106	7	Yamaha R6
47		Fenton SEABRIGHT	49.690	10:56:30.105	7	Yamaha R6
47		Fenton SEABRIGHT	49.610	10:58:59.205	10	Yamaha R6
818		Alex BARKER	49.448	10:59:34.231	11	Yamaha R6
7		Taylor ROSE	49.259	11:01:14.777	12	Yamaha R6
47		Fenton SEABRIGHT	48.869	11:01:27.398	13	Yamaha R6
47		Fenton SEABRIGHT	48.752	11:02:16.150	14	Yamaha R6

Flag History

TYPE	TIME OF DAY
GREEN	10:49:35.157
FINISH	11:02:26.064

Flag Statistics

TYPE	COUNT	TOTAL LAPS	TOTAL TIME
Green	1	15	13:52.161
Red	0	0	0.000
Safety Car	0	0	0.000
FCY	0	0	0.000

BMCRC - MRO Championships 2023 - Rnd 1 @ Brands Hatch Indy

DART Motorsport MRO 600 inc Clubman 600 & GP2/EVO

QUALIFYING - STATISTICS

CLASS :

20 Starters

Fastest Lap History

NO	NAME	LAP TIME	TIME OF DAY	LAP	VEHICLE
134	Donald GILBERT	54.372	10:50:55.529	1	Kawasaki ZX6R
818	Alex BARKER	53.387	10:51:07.379	1	Yamaha R6
47	Fenton SEABRIGHT	52.915	10:51:23.646	1	Yamaha R6
128	Kelvin HOARE	52.711	10:51:58.346	2	Yamaha R6
818	Alex BARKER	51.616	10:51:58.994	2	Yamaha R6
818	Alex BARKER	51.295	10:52:50.288	3	Yamaha R6
818	Alex BARKER	50.909	10:53:41.198	4	Yamaha R6
47	Fenton SEABRIGHT	50.428	10:53:59.269	4	Yamaha R6
47	Fenton SEABRIGHT	50.354	10:54:49.623	5	Yamaha R6
818	Alex BARKER	50.283	10:56:14.106	7	Yamaha R6
47	Fenton SEABRIGHT	49.690	10:56:30.105	7	Yamaha R6
47	Fenton SEABRIGHT	49.610	10:58:59.205	10	Yamaha R6
818	Alex BARKER	49.448	10:59:34.231	11	Yamaha R6
7	Taylor ROSE	49.259	11:01:14.777	12	Yamaha R6
47	Fenton SEABRIGHT	48.869	11:01:27.398	13	Yamaha R6
47	Fenton SEABRIGHT	48.752	11:02:16.150	14	Yamaha R6

BMCRC - MRO Championships 2023 - Rnd 1 @ Brands Hatch Indy

DART Motorsport MRO 600 inc Clubman 600 & GP2/EVO

QUALIFYING - STATISTICS

CLASS : C

13 Starters

Fastest Lap History

NO	NAME	LAP TIME	TIME OF DAY	LAP	VEHICLE
129	David JAMES	1:00.605	10:51:15.259	1	Yamaha R6
168	Aaron DALRYMPLE	57.105	10:51:17.471	1	YAMAHA R6
91	Sam HIRST	56.002	10:51:21.922	1	Kawasaki 636
168	Aaron DALRYMPLE	54.185	10:52:11.657	2	YAMAHA R6
91	Sam HIRST	53.791	10:53:11.136	3	Kawasaki 636
168	Aaron DALRYMPLE	52.557	10:53:58.671	4	YAMAHA R6
168	Aaron DALRYMPLE	52.275	10:54:50.946	5	YAMAHA R6
168	Aaron DALRYMPLE	51.597	10:55:42.543	6	YAMAHA R6
168	Aaron DALRYMPLE	51.461	10:56:34.004	7	YAMAHA R6

BMCRC - MRO Championships 2023 - Rnd 1 @ Brands Hatch Indy

DART Motorsport MRO 600 inc Clubman 600 & GP2/EVO

QUALIFYING - STATISTICS

CLASS : EVO

2 Starters

Fastest Lap History

NO	NAME	LAP TIME	TIME OF DAY	LAP	VEHICLE
661	Cameron HARRIS	55.327	10:51:01.792	1	Triumph 675R
661	Cameron HARRIS	54.499	10:51:56.291	2	Triumph 675R
661	Cameron HARRIS	53.712	10:52:50.003	3	Triumph 675R
661	Cameron HARRIS	53.094	10:53:43.097	4	Triumph 675R
661	Cameron HARRIS	52.803	10:55:29.060	6	Triumph 675R
661	Cameron HARRIS	52.571	10:57:15.333	8	Triumph 675R
661	Cameron HARRIS	52.316	10:58:07.649	9	Triumph 675R
661	Cameron HARRIS	52.184	10:58:59.833	10	Triumph 675R
661	Cameron HARRIS	52.130	10:59:51.963	11	Triumph 675R

BMCRC - MRO Championships 2023 - Rnd 1 @ Brands Hatch Indy



DART Motorsport MRO 600 inc Clubman 600 & GP2/EVO

RACE 9 - GRID (9 Laps)

ROW 12	36		35	39 Aaron MONK	34	36 Harry FOWLE	
ROW 11		1:03.444	33	63 Robert BUSH	32	1:03.382 23 Joe ELLIS	57.849 31 27 Timothy PETTS
ROW 10	55.969		30	221 Matt VENN	29	55.898 888 Brandon WRIGHT	55.021 28 129 David JAMES
ROW 9		54.832	27	81 Fred McMULLAN	26	54.381 14 Jack MUIR	54.319 25 58 Paul NICHOLAS
ROW 8	53.759		24	95 Grant ROBERTSON	23	53.621 49 Luke WALLINGTON	53.452 22 441 Jack SMITH
ROW 7		53.244	21	35 Kai DICKINSON	20	52.973 31 Dylan MELLOR	52.950 19 3 Joey LAMBDEN
ROW 6	52.731		18	96 Jack KIRSCH	17	52.479 85 James ROBINSON	52.368 16 22 Toby TRUNDLE
ROW 5		52.266	15	71 Oliver MACRAE	14	52.210 212 Matt PALLETT	52.130 13 661 Cameron HARRIS
ROW 4	51.951		12	91 Sam HIRST	11	51.940 184 David TWYFORD	51.936 10 51 Ross CLARKE
ROW 3		51.890	9	40 Henry ROSS	8	51.722 128 Kelvin HOARE	51.580 7 779 Terry BRIAN
ROW 2	51.461		6	168 Aaron DALRYMPLE	5	51.437 80 Morgan CREASEY	50.877 4 134 Donald GILBERT
ROW 1		49.448	3	818 Alex BARKER	2	48.945 7 Taylor ROSE	48.752 1 47 Fenton SEABRIGHT
Pole							

Brands Hatch Indy: 1.2079 miles

These results are provisional until the conclusion of any judicial and technical matters.

Clerk Of Course :	Stewards :	Timekeeper : Craig Smith
-------------------	------------	--------------------------

Results can be found at www.tsl-timing.com

Printed - 11:08 Saturday, 11 March 2023



BMCRC - MRO Championships 2023 - Rnd 1 @ Brands Hatch Indy



DART Motorsport MRO 600 inc Clubman 600 & GP2/EVO

RACE 9 - CLASSIFICATION

POS	NO	CL	PIC NAME	ENTRY	LAPS	TIME	GAP	DIFF	MPH	BEST	ON
1	7		1 Taylor ROSE	Yamaha R6 - Verkada	9	7:31.117			86.75	49.182	6
2	818		2 Alex BARKER	Yamaha R6 - Barker Woodrow LTD & Foundry Tyres	9	7:37.249	6.132	6.132	85.59	49.779	6
3	128		3 Kelvin HOARE	Yamaha R6 - Southern and Country Roofing Ltd	9	7:40.211	9.094	2.962	85.04	49.763	8
4	134		4 Donald GILBERT	Kawasaki ZX6R - S and N tyres	9	7:44.328	13.211	4.117	84.28	50.467	8
5	661	EVO	1 Cameron HARRIS	Triumph 675R - Harris / Tony Scott Motorsport	9	7:45.302	14.185	0.974	84.11	50.673	7
6	779	C	1 Terry BRIAN	Yamaha R6 - Two Techs Renault Specialist	9	7:45.567	14.450	0.265	84.06	50.600	8
7	51		5 Ross CLARKE	Kawasaki ZX600RR - Ross clarke Farriery	9	7:48.812	17.695	3.245	83.48	50.700	5
8	36		6 Harry FOWLE	Yamaha R6 - HF Refinishing/ ELP Racing	9	7:50.429	19.312	1.617	83.19	50.145	7
9	80		7 Morgan CREASEY	Yamaha R6 - Warics Ltd	9	7:50.607	19.490	0.178	83.16	50.844	8
10	184		8 David TWYFORD	Kawasaki ZX6R - MHP, IMP Racing	9	7:50.755	19.638	0.148	83.13	50.877	7
11	40	C	2 Henry ROSS	Yamaha R6 -	9	7:50.993	19.876	0.238	83.09	50.871	7
12	71		9 Oliver MACRAE	- EPS PUMPS	9	7:51.735	20.618	0.742	82.96	51.148	7
13	168	C	3 Aaron DALRYMPLE	YAMAHA R6 - Team Blumpkin Racing	9	7:53.501	22.384	1.766	82.65	51.282	8
14	91	C	4 Sam HIRST	Kawasaki 636 - Team Valley Racing	9	7:54.435	23.318	0.934	82.49	51.281	8
15	3		10 Joey LAMBDEN	Kawasaki ZX600 RBF -	9	7:54.547	23.430	0.112	82.47	51.156	9
16	95		11 Grant ROBERTSON	Kawasaki ZX6R -	9	7:56.507	25.390	1.960	82.13	51.397	8
17	212		12 Matt PALLETT	Yamaha R6 - BDA Chartered Architects	9	7:58.922	27.805	2.415	81.71	51.300	5
18	49	EVO	2 Luke WALLINGTON	Triumph 765 DAYTONA - Elmech Racing	9	8:01.482	30.365	2.560	81.28	52.211	9
19	35		13 Kai DICKINSON	Kawasaki ZX636 -	9	8:01.630	30.513	0.148	81.26	51.743	9
20	85	C	5 James ROBINSON	Yamaha R6 - claire palastanga ceramics	9	8:02.603	31.486	0.973	81.09	51.838	8
21	96		14 Jack KIRSCH	- RD Racing	9	8:06.467	35.350	3.864	80.45	52.437	9
22	22	C	6 Toby TRUNDLE	Yamaha R6 - Harris Motorcycles - Harlow	9	8:07.316	36.199	0.849	80.31	52.548	9
23	441		15 Jack SMITH	Kawasaki NINJA 636 - Woodland environmental ser	9	8:07.506	36.389	0.190	80.28	52.537	9
24	31		16 Dylan MELLOR	Kawasaki ZX6-R - BDS Motorcycles	9	8:07.613	36.496	0.107	80.26	52.361	9
25	58	C	7 Paul NICHOLAS	Yamaha YZF R6 - RL consultancy services LTD	9	8:11.623	40.506	4.010	79.60	53.012	3
26	129	C	8 David JAMES	Yamaha R6 -	9	8:25.185	54.068	13.562	77.47	54.479	9
27	81	C	9 Fred McMULLAN	Kawasaki ZX636 - Orwell Motorcycles ipswich	8	7:31.298	1 Lap	1 Lap	77.08	54.636	7
28	14	C	10 Jack MUIR	Kawasaki ZX636 -	8	7:33.517	1 Lap	2.219	76.70	54.677	6
29	27	C	11 Timothy PETTS	Triumph DAYTONA 675 -	8	7:43.666	1 Lap	10.149	75.02	56.257	6
30	888	C	12 Brandon WRIGHT	Yamaha R6 - 888 Vapour	8	7:44.410	1 Lap	0.744	74.90	54.467	8
31	63	C	13 Robert BUSH	Suzuki GSXR 600 - Legacy Racing	7	7:35.751	2 Laps	1 Lap	66.79	1:02.926	4

NOT CLASSIFIED

DNF	221		Matt VENN	Kawasaki ZX6R - Thomas Franks	3	2:59.565	6 Laps	4 Laps	72.65	56.487	3
DNF	47		Fenton SEABRIGHT	Yamaha R6 - FHS Racing	1	1:36.440	8 Laps	2 Laps	45.09		

FASTEST LAP

	7		Taylor ROSE	Yamaha R6 - Verkada	6	49.182			88.41 mph	142.29 kph	
	779	C	Terry BRIAN	Yamaha R6 - Two Techs Renault Specialist	8	50.600			85.94 mph	138.30 kph	
	661	EVO	Cameron HARRIS	Triumph 675R - Harris / Tony Scott Motorsport	7	50.673			85.81 mph	138.10 kph	

Class - 92.5% of Race Speed = 80.24 mph
 Class EVO - 92.5% of Race Speed = 77.80 mph
 Class C - 92.5% of Race Speed = 77.75 mph

Weather / Track : Cloudy / Dry

These results are provisional until the conclusion of any judicial and technical matters.

Race Distance: 9 Laps / 10.87 miles
 Brands Hatch Indy: 1.2079 miles
 Date: 11/03/2023 Start: 14:15 Finish: 14:23

Clerk Of Course :	Stewards :	Timekeeper : <i>Craig Smith</i>
-------------------	------------	------------------------------------

Results can be found at www.tsl-timing.com

Printed - 14:24 Saturday, 11 March 2023



BMCRC - MRO Championships 2023 - Rnd 1 @ Brands Hatch Indy

DART Motorsport MRO 600 inc Clubman 600 & GP2/EVO

RACE 9 - LAP CHART

LAP 1 @ 14:16:26.432		
NO	BEHIND	LAP TIME
7		54.827
818	1.330	56.157
134	1.473	56.300
779	2.350	57.177
661	2.433	57.260
128	2.720	57.547
80	3.425	58.252
184	3.562	58.389
40	3.911	58.738
71	4.295	59.122
51	4.687	59.514
91	5.267	1:00.094
3	5.672	1:00.499
168	5.902	1:00.729
49	6.126	1:00.953
95	6.301	1:01.128
22	6.396	1:01.223
212	6.738	1:01.565
35	7.007	1:01.834
36	7.191	1:02.018
96	7.312	1:02.139
58	7.791	1:02.618
31	7.958	1:02.785
85	8.007	1:02.834
441	8.196	1:03.023
888	9.311	1:04.138
129	9.529	1:04.356
14	10.635	1:05.462
81	10.820	1:05.647
27	11.110	1:05.937
221	11.412	1:06.239
63	18.575	1:13.402
47	41.613	1:36.440 P

LAP 3 @ 14:18:05.903		
NO	BEHIND	LAP TIME
7		49.669
818	3.109	50.546
134	4.790	51.289
128	5.013	50.599
661	5.339	51.170
779	5.729	50.946
80	7.803	51.930
184	8.059	51.807
40	8.148	51.638
71	8.709	51.716
51	8.791	51.524
91	10.379	52.029
3	10.455	51.995
168	10.483	51.521
36	11.599	51.278
95	12.149	52.144
49	12.582	52.755
212	12.941	51.943
22	14.293	53.471
35	14.402	53.010
96	14.862	53.039
85	14.899	52.925
58	15.194	53.012
441	15.571	52.900
31	16.054	52.677
888	20.541	55.261
129	21.174	55.505
14	22.826	55.497
81	22.911	55.389
27	25.061	56.577
221	25.267	56.487
63	46.807	1:03.873

LAP 5 @ 14:19:44.778		
NO	BEHIND	LAP TIME
7		49.238
818	4.276	50.133
128	7.229	50.190
134	8.307	51.119
661	8.741	51.260
779	9.049	51.294
63	1 Lap	1:02.926
51	11.871	50.700
80	12.183	51.314
184	12.595	51.581
40	12.734	51.479
71	13.091	51.431
168	14.635	51.353
36	15.138	51.277
91	15.160	51.913
3	15.363	51.456
95	16.649	51.521
212	17.128	51.300
49	18.761	52.567
35	19.636	51.895
85	20.678	51.964
22	22.004	53.207
96	22.369	53.188
441	22.514	52.848
58	22.629	53.113
31	22.883	52.463
129	32.780	55.308
81	33.760	54.954
14	35.135	55.585
27	40.444	57.267
888	45.135	1:08.240

LAP 7 @ 14:21:23.346		
NO	BEHIND	LAP TIME
7		49.386
888	1 Lap	56.647
818	5.313	49.826
128	8.631	50.137
134	11.407	50.636
661	11.869	50.673
779	12.289	50.885
51	14.889	50.701
80	16.113	51.386
184	16.315	50.877
40	16.490	50.871
71	17.125	51.148
36	17.588	50.145
168	19.042	51.303
91	20.091	51.380
3	20.338	51.440
95	21.514	51.582
212	23.859	51.478
49	25.053	52.213
35	26.092	52.012
85	26.681	52.088
96	29.756	52.812
22	29.907	53.389
441	30.147	53.076
31	30.401	53.222
58	31.888	53.960
63	1 Lap	1:03.176
129	44.172	54.694
81	44.482	54.636
14	46.397	55.153

LAP 9 @ 14:23:02.722		
NO	BEHIND	LAP TIME
7		49.923
81	1 Lap	55.075
14	1 Lap	55.379
63	2 Laps	1:03.914
818	6.132	50.262
128	9.094	50.076
27	1 Lap	57.126
134	13.211	50.713
888	1 Lap	54.467
661	14.185	50.906
779	14.450	50.937
51	17.695	51.117
36	19.312	50.698
80	19.490	51.909
184	19.638	51.473
40	19.876	51.594
71	20.618	51.519
168	22.384	51.436
91	23.318	51.322
3	23.430	51.156
95	25.390	51.855
212	27.805	51.511
49	30.365	52.211
35	30.513	51.743
85	31.486	52.343
96	35.350	52.437
22	36.199	52.548
441	36.389	52.537
31	36.496	52.361
58	40.506	54.112
129	54.068	54.479

LAP 2 @ 14:17:16.234		
NO	BEHIND	LAP TIME
7		49.802
818	2.232	50.704
134	3.170	51.499
661	3.838	51.207
128	4.083	51.165
779	4.452	51.904
80	5.542	51.919
184	5.921	52.161
40	6.179	52.070
71	6.662	52.169
51	6.936	52.051
91	8.019	52.554
3	8.129	52.259
168	8.631	52.531
49	9.496	53.172
95	9.674	53.175
36	9.990	52.601
22	10.491	53.897
212	10.667	53.731
35	11.061	53.856
96	11.492	53.982
85	11.643	53.438
58	11.851	53.862
441	12.340	53.946
31	13.046	54.890
888	14.949	55.440
129	15.338	55.611

LAP 4 @ 14:18:55.540		
NO	BEHIND	LAP TIME
7		49.637
818	3.381	49.909
128	6.277	50.901
134	6.426	51.273
661	6.719	51.017
779	6.993	50.901
80	10.107	51.941
184	10.252	51.830
51	10.409	51.255
40	10.493	51.982
71	10.898	51.826
91	12.485	51.743
168	12.520	51.674
36	13.099	51.137
3	13.145	52.327
95	14.366	51.854
212	15.066	51.762
49	15.432	52.487
35	16.979	52.214
85	17.952	52.690
22	18.035	53.379
96	18.419	53.194

LAP 6 @ 14:20:33.960		
NO	BEHIND	LAP TIME
7		49.182
818	4.873	49.779
128	7.880	49.833
134	10.157	51.032
661	10.582	51.023
779	10.790	50.923
51	13.574	50.885
80	14.113	51.112
184	14.824	51.411
40	15.005	51.453
71	15.363	51.454
36	16.829	50.873
168	17.125	51.672
91	18.097	52.119
3	18.284	52.103
95	19.318	51.851
212	21.767	53.821
49	22.226	52.647
35	23.466	53.012
85	23.979	52.483

LAP 8 @ 14:22:12.799		
NO	BEHIND	LAP TIME
7		49.453
27	1 Lap	56.666
818	5.793	49.933
888	1 Lap	54.988
128	8.941	49.763
134	12.421	50.467
661	13.202	50.786
779	13.436	50.600
51	16.501	51.065
80	17.504	50.844
184	18.088	51.226
40	18.205	51.168
36	18.537	50.402
71	19.022	51.350
168	20.871	51.282
91	21.919	51.281
3	22.197	51.312
95	23.458	51.397
212	26.217	51.811

BMCRC - MRO Championships 2023 - Rnd 1 @ Brands Hatch Indy

DART Motorsport MRO 600 inc Clubman 600 & GP2/EVO

RACE 9 - POSITION CHART

No	Name	Lap									
		Pos	1	2	3	4	5	6	7	8	9
47	SEABRIGHT	1	7	7	7	7	7	7	7	7	7
7	ROSE	2	818	818	818	818	818	818	818	818	818
818	BARKER	3	134	134	134	128	128	128	128	128	128
134	GILBERT	4	779	661	128	134	134	134	134	134	134
80	CREASEY	5	661	128	661	661	661	661	661	661	661
168	DALRYMPLE	6	128	779	779	779	779	779	779	779	779
779	BRIAN	7	80	80	80	80	51	51	51	51	51
128	HOARE	8	184	184	184	184	80	80	80	80	36
40	ROSS	9	40	40	40	51	184	184	184	184	80
51	CLARKE	10	71	71	71	40	40	40	40	40	184
184	TWYFORD	11	51	51	51	71	71	71	71	36	40
91	HIRST	12	91	91	91	91	168	36	36	71	71
661	HARRIS	13	3	3	3	168	36	168	168	168	168
212	PALLET	14	168	168	168	36	91	91	91	91	91
71	MACRAE	15	49	49	36	3	3	3	3	3	3
22	TRUNDLE	16	95	95	95	95	95	95	95	95	95
85	ROBINSON	17	22	36	49	212	212	212	212	212	212
96	KIRSCH	18	212	22	212	49	49	49	49	49	49
3	LAMB DEN	19	35	212	22	35	35	35	35	35	35
31	MELLOR	20	36	35	35	85	85	85	85	85	85
35	DICKINSON	21	96	96	96	22	22	22	96	96	96
441	SMITH	22	58	85	85	96	96	96	22	22	22
49	WALLINGTON	23	31	58	58	58	441	441	441	441	441
95	ROBERTSON	24	85	441	441	441	58	31	31	31	31
58	NICHOLAS	25	441	31	31	31	31	58	58	58	58
14	MUIR	26	888	888	888	888	129	129	129	129	129
81	McMULLAN	27	129	129	129	129	81	81	81	81	
129	JAMES	28	14	14	14	81	14	14	14	14	
888	WRIGHT	29	81	81	81	14	27	27	27	27	
221	VENN	30	27	27	27	27	888	888	888	888	
27	PETTS	31	221	221	221	63	63	63	63		
63	BUSH	32	63	63	63						
36	FOWLE	33	47								

BMCRC - MRO Championships 2023 - Rnd 1 @ Brands Hatch Indy

DART Motorsport MRO 600 inc Clubman 600 & GP2/EVO

RACE 9 - SECTOR ANALYSIS



SECTOR 1 = FL to I1, SECTOR 2 = I1 to FL, DIFF = Difference To Personal Best Lap, P = Crossed Finish Line in Pit Lane, D = Time Disallowed

P1		7 Taylor ROSE		Yamaha R6 - Verkada			
IDEAL LAP TIME : 49.099		BEST LAP TIME : 49.182		DIFFERENCE : 0.083			
LAP	SECTOR 1	SECTOR 2	LAP TIME	MPH	DIFF	TIME OF DAY	
1 -		20.138	54.827	79.31	5.645	14:16:26.432	
2 -	29.842	19.960	49.802	87.31	0.620	14:17:16.234	
3 -	29.759	19.910	49.669	87.55	0.487	14:18:05.903	
4 -	29.605	20.032	49.637	87.60	0.455	14:18:55.540	
5 -	29.504	19.734	49.238 (2)	88.31	0.056	14:19:44.778	
6 -	29.365	19.817	49.182 (1)	88.41		14:20:33.960	
7 -	29.614	19.772	49.386 (3)	88.05	0.204	14:21:23.346	
8 -	29.659	19.794	49.453	87.93	0.271	14:22:12.799	
9 -	29.670	20.253	49.923	87.10	0.741	14:23:02.722	

P2		818 Alex BARKER		Yamaha R6 - Barker Woodrow LTD & Foundry Tyres LTD			
IDEAL LAP TIME : 49.756		BEST LAP TIME : 49.779		DIFFERENCE : 0.023			
LAP	SECTOR 1	SECTOR 2	LAP TIME	MPH	DIFF	TIME OF DAY	
1 -		20.519	56.157	77.43	6.378	14:16:27.762	
2 -	30.521	20.183	50.704	85.76	0.925	14:17:18.466	
3 -	30.270	20.276	50.546	86.03	0.767	14:18:09.012	
4 -	29.972	19.937	49.909 (3)	87.13	0.130	14:18:58.921	
5 -	30.103	20.030	50.133	86.74	0.354	14:19:49.054	
6 -	29.848	19.931	49.779 (1)	87.35		14:20:38.833	
7 -	29.905	19.921	49.826 (2)	87.27	0.047	14:21:28.659	
8 -	30.011	19.922	49.933	87.08	0.154	14:22:18.592	
9 -	30.354	19.908	50.262	86.51	0.483	14:23:08.854	

P3		128 Kelvin HOARE		Yamaha R6 - Southern and Country Roofing Ltd			
IDEAL LAP TIME : 49.763		BEST LAP TIME : 49.763		DIFFERENCE : 0.000			
LAP	SECTOR 1	SECTOR 2	LAP TIME	MPH	DIFF	TIME OF DAY	
1 -		20.382	57.547	75.56	7.784	14:16:29.152	
2 -	31.152	20.013	51.165	84.99	1.402	14:17:20.317	
3 -	30.321	20.278	50.599	85.94	0.836	14:18:10.916	
4 -	30.679	20.222	50.901	85.43	1.138	14:19:01.817	
5 -	29.996	20.194	50.190	86.64	0.427	14:19:52.007	
6 -	29.947	19.886	49.833 (2)	87.26	0.070	14:20:41.840	
7 -	30.040	20.097	50.137	86.73	0.374	14:21:31.977	
8 -	29.893	19.870	49.763 (1)	87.38		14:22:21.740	
9 -	29.988	20.088	50.076 (3)	86.84	0.313	14:23:11.816	

P4		134 Donald GILBERT		Kawasaki ZX6R - S and N tyres			
IDEAL LAP TIME : 50.453		BEST LAP TIME : 50.467		DIFFERENCE : 0.014			
LAP	SECTOR 1	SECTOR 2	LAP TIME	MPH	DIFF	TIME OF DAY	
1 -		20.807	56.300	77.23	5.833	14:16:27.905	
2 -	31.191	20.308	51.499	84.44	1.032	14:17:19.404	
3 -	30.865	20.424	51.289	84.78	0.822	14:18:10.693	
4 -	30.813	20.460	51.273	84.81	0.806	14:19:01.966	
5 -	30.667	20.452	51.119	85.06	0.652	14:19:53.085	
6 -	30.763	20.269	51.032	85.21	0.565	14:20:44.117	
7 -	30.449	20.187	50.636 (2)	85.87	0.169	14:21:34.753	
8 -	30.342	20.125	50.467 (1)	86.16		14:22:25.220	
9 -	30.328	20.385	50.713 (3)	85.74	0.246	14:23:15.933	

BMCRC - MRO Championships 2023 - Rnd 1 @ Brands Hatch Indy

DART Motorsport MRO 600 inc Clubman 600 & GP2/EVO

RACE 9 - SECTOR ANALYSIS



SECTOR 1 = FL to I1, SECTOR 2 = I1 to FL, DIFF = Difference To Personal Best Lap, P = Crossed Finish Line in Pit Lane, D = Time Disallowed

P5 661 EVO		Cameron HARRIS		Triumph 675R - Harris / Tony Scott Motorsport			
IDEAL LAP TIME : 50.565		BEST LAP TIME : 50.673		DIFFERENCE : 0.108			
LAP	SECTOR 1	SECTOR 2	LAP TIME	MPH	DIFF	TIME OF DAY	
1 -		20.534	57.260	75.94	6.587	14:16:28.865	
2 -	30.858	20.349	51.207	84.92	0.534	14:17:20.072	
3 -	30.580	20.590	51.170	84.98	0.497	14:18:11.242	
4 -	30.548	20.469	51.017	85.23	0.344	14:19:02.259	
5 -	30.537	20.723	51.260	84.83	0.587	14:19:53.519	
6 -	30.528	20.495	51.023	85.22	0.350	14:20:44.542	
7 -	30.216	20.457	50.673 (1)	85.81		14:21:35.215	
8 -	30.387	20.399	50.786 (2)	85.62	0.113	14:22:26.001	
9 -	30.422	20.484	50.906 (3)	85.42	0.233	14:23:16.907	

P6 779 C		Terry BRIAN		Yamaha R6 - Two Techs Renault Specialist			
IDEAL LAP TIME : 50.575		BEST LAP TIME : 50.600		DIFFERENCE : 0.025			
LAP	SECTOR 1	SECTOR 2	LAP TIME	MPH	DIFF	TIME OF DAY	
1 -		20.907	57.177	76.05	6.577	14:16:28.782	
2 -	31.324	20.580	51.904	83.78	1.304	14:17:20.686	
3 -	30.430	20.516	50.946	85.35	0.346	14:18:11.632	
4 -	30.539	20.362	50.901 (3)	85.43	0.301	14:19:02.533	
5 -	30.530	20.764	51.294	84.77	0.694	14:19:53.827	
6 -	30.369	20.554	50.923	85.39	0.323	14:20:44.750	
7 -	30.355	20.530	50.885 (2)	85.45	0.285	14:21:35.635	
8 -	30.213	20.387	50.600 (1)	85.94		14:22:26.235	
9 -	30.386	20.551	50.937	85.37	0.337	14:23:17.172	

P7 51		Ross CLARKE		Kawasaki ZX600RR - Ross clarke Farriery			
IDEAL LAP TIME : 50.629		BEST LAP TIME : 50.700		DIFFERENCE : 0.071			
LAP	SECTOR 1	SECTOR 2	LAP TIME	MPH	DIFF	TIME OF DAY	
1 -		21.214	59.514	73.06	8.814	14:16:31.119	
2 -	31.409	20.642	52.051	83.54	1.351	14:17:23.170	
3 -	30.953	20.571	51.524	84.39	0.824	14:18:14.694	
4 -	30.777	20.478	51.255	84.84	0.555	14:19:05.949	
5 -	30.473	20.227	50.700 (1)	85.77		14:19:56.649	
6 -	30.574	20.311	50.885 (3)	85.45	0.185	14:20:47.534	
7 -	30.545	20.156	50.701 (2)	85.76	0.001	14:21:38.235	
8 -	30.573	20.492	51.065	85.15	0.365	14:22:29.300	
9 -	30.667	20.450	51.117	85.07	0.417	14:23:20.417	

P8 36		Harry FOWLE		Yamaha R6 - HF Refinishing/ ELP Racing			
IDEAL LAP TIME : 50.145		BEST LAP TIME : 50.145		DIFFERENCE : 0.000			
LAP	SECTOR 1	SECTOR 2	LAP TIME	MPH	DIFF	TIME OF DAY	
1 -		21.744	1:02.018	70.11	11.873	14:16:33.623	
2 -	31.883	20.718	52.601	82.67	2.456	14:17:26.224	
3 -	31.033	20.245	51.278	84.80	1.133	14:18:17.502	
4 -	30.404	20.733	51.137	85.03	0.992	14:19:08.639	
5 -	30.620	20.657	51.277	84.80	1.132	14:19:59.916	
6 -	30.459	20.414	50.873	85.47	0.728	14:20:50.789	
7 -	30.015	20.130	50.145 (1)	86.72		14:21:40.934	
8 -	30.032	20.370	50.402 (2)	86.27	0.257	14:22:31.336	
9 -	30.334	20.364	50.698 (3)	85.77	0.553	14:23:22.034	

BMCRC - MRO Championships 2023 - Rnd 1 @ Brands Hatch Indy

DART Motorsport MRO 600 inc Clubman 600 & GP2/EVO

RACE 9 - SECTOR ANALYSIS



SECTOR 1 = FL to I1, SECTOR 2 = I1 to FL, DIFF = Difference To Personal Best Lap, P = Crossed Finish Line in Pit Lane, D = Time Disallowed

P9 80		Morgan CREASEY		Yamaha R6 - Warics Ltd		
IDEAL LAP TIME : 50.814		BEST LAP TIME : 50.844		DIFFERENCE : 0.030		
LAP	SECTOR 1	SECTOR 2	LAP TIME	MPH	DIFF	TIME OF DAY
1 -		21.195	58.252	74.65	7.408	14:16:29.857
2 -	31.308	20.611	51.919	83.75	1.075	14:17:21.776
3 -	31.298	20.632	51.930	83.73	1.086	14:18:13.706
4 -	31.147	20.794	51.941	83.72	1.097	14:19:05.647
5 -	30.978	20.336	51.314 (3)	84.74	0.470	14:19:56.961
6 -	30.909	20.203	51.112 (2)	85.07	0.268	14:20:48.073
7 -	30.859	20.527	51.386	84.62	0.542	14:21:39.459
8 -	30.611	20.233	50.844 (1)	85.52		14:22:30.303
9 -	31.159	20.750	51.909	83.77	1.065	14:23:22.212

P10 184		David TWYFORD		Kawasaki ZX6R - MHP, IMP Racing		
IDEAL LAP TIME : 50.768		BEST LAP TIME : 50.877		DIFFERENCE : 0.109		
LAP	SECTOR 1	SECTOR 2	LAP TIME	MPH	DIFF	TIME OF DAY
1 -		20.886	58.389	74.47	7.512	14:16:29.994
2 -	31.455	20.706	52.161	83.36	1.284	14:17:22.155
3 -	31.104	20.703	51.807	83.93	0.930	14:18:13.962
4 -	31.083	20.747	51.830	83.90	0.953	14:19:05.792
5 -	31.115	20.466	51.581	84.30	0.704	14:19:57.373
6 -	31.053	20.358	51.411 (3)	84.58	0.534	14:20:48.784
7 -	30.410	20.467	50.877 (1)	85.47		14:21:39.661
8 -	30.797	20.429	51.226 (2)	84.89	0.349	14:22:30.887
9 -	30.872	20.601	51.473	84.48	0.596	14:23:22.360

P11 40 C		Henry ROSS		Yamaha R6 -		
IDEAL LAP TIME : 50.780		BEST LAP TIME : 50.871		DIFFERENCE : 0.091		
LAP	SECTOR 1	SECTOR 2	LAP TIME	MPH	DIFF	TIME OF DAY
1 -		20.821	58.738	74.03	7.867	14:16:30.343
2 -	31.502	20.568	52.070	83.51	1.199	14:17:22.413
3 -	31.135	20.503	51.638	84.21	0.767	14:18:14.051
4 -	31.251	20.731	51.982	83.65	1.111	14:19:06.033
5 -	31.090	20.389	51.479	84.47	0.608	14:19:57.512
6 -	31.308	20.145	51.453 (3)	84.51	0.582	14:20:48.965
7 -	30.635	20.236	50.871 (1)	85.48		14:21:39.836
8 -	30.747	20.421	51.168 (2)	84.98	0.297	14:22:31.004
9 -	30.947	20.647	51.594	84.28	0.723	14:23:22.598

P12 71		Oliver MACRAE		- EPS PUMPS		
IDEAL LAP TIME : 51.148		BEST LAP TIME : 51.148		DIFFERENCE : 0.000		
LAP	SECTOR 1	SECTOR 2	LAP TIME	MPH	DIFF	TIME OF DAY
1 -		21.001	59.122	73.55	7.974	14:16:30.727
2 -	31.421	20.748	52.169	83.35	1.021	14:17:22.896
3 -	30.965	20.751	51.716	84.08	0.568	14:18:14.612
4 -	31.263	20.563	51.826	83.90	0.678	14:19:06.438
5 -	31.007	20.424	51.431 (3)	84.55	0.283	14:19:57.869
6 -	31.178	20.276	51.454	84.51	0.306	14:20:49.323
7 -	30.876	20.272	51.148 (1)	85.02		14:21:40.471
8 -	30.967	20.383	51.350 (2)	84.68	0.202	14:22:31.821
9 -	31.089	20.430	51.519	84.40	0.371	14:23:23.340

BMCRC - MRO Championships 2023 - Rnd 1 @ Brands Hatch Indy

DART Motorsport MRO 600 inc Clubman 600 & GP2/EVO

RACE 9 - SECTOR ANALYSIS



SECTOR 1 = FL to I1, SECTOR 2 = I1 to FL, DIFF = Difference To Personal Best Lap, P = Crossed Finish Line in Pit Lane, D = Time Disallowed

P13 168 C		Aaron DALRYMPLE		YAMAHA R6 - Team Blumpkin Racing			
IDEAL LAP TIME : 51.145		BEST LAP TIME : 51.282		DIFFERENCE : 0.137			
LAP	SECTOR 1	SECTOR 2	LAP TIME	MPH	DIFF	TIME OF DAY	
1 -		21.879	1:00.729	71.60	9.447	14:16:32.334	
2 -	31.856	20.675	52.531	82.78	1.249	14:17:24.865	
3 -	31.080	20.441	51.521	84.40	0.239	14:18:16.386	
4 -	31.032	20.642	51.674	84.15	0.392	14:19:08.060	
5 -	30.776	20.577	51.353 (3)	84.68	0.071	14:19:59.413	
6 -	30.897	20.775	51.672	84.15	0.390	14:20:51.085	
7 -	30.860	20.443	51.303 (2)	84.76	0.021	14:21:42.388	
8 -	30.711	20.571	51.282 (1)	84.79		14:22:33.670	
9 -	30.704	20.732	51.436	84.54	0.154	14:23:25.106	

P14 91 C		Sam HIRST		Kawasaki 636 - Team Valley Racing			
IDEAL LAP TIME : 51.214		BEST LAP TIME : 51.281		DIFFERENCE : 0.067			
LAP	SECTOR 1	SECTOR 2	LAP TIME	MPH	DIFF	TIME OF DAY	
1 -		21.304	1:00.094	72.36	8.813	14:16:31.699	
2 -	31.508	21.046	52.554	82.74	1.273	14:17:24.253	
3 -	31.093	20.936	52.029	83.58	0.748	14:18:16.282	
4 -	30.871	20.872	51.743	84.04	0.462	14:19:08.025	
5 -	31.059	20.854	51.913	83.76	0.632	14:19:59.938	
6 -	31.341	20.778	52.119	83.43	0.838	14:20:52.057	
7 -	30.666	20.714	51.380 (3)	84.63	0.099	14:21:43.437	
8 -	30.733	20.548	51.281 (1)	84.79		14:22:34.718	
9 -	30.707	20.615	51.322 (2)	84.73	0.041	14:23:26.040	

P15 3		Joey LAMBDEN		Kawasaki ZX600 RBF -			
IDEAL LAP TIME : 51.156		BEST LAP TIME : 51.156		DIFFERENCE : 0.000			
LAP	SECTOR 1	SECTOR 2	LAP TIME	MPH	DIFF	TIME OF DAY	
1 -		21.277	1:00.499	71.87	9.343	14:16:32.104	
2 -	31.525	20.734	52.259	83.21	1.103	14:17:24.363	
3 -	31.308	20.687	51.995	83.63	0.839	14:18:16.358	
4 -	31.296	21.031	52.327	83.10	1.171	14:19:08.685	
5 -	30.929	20.527	51.456	84.51	0.300	14:20:00.141	
6 -	31.497	20.606	52.103	83.46	0.947	14:20:52.244	
7 -	30.845	20.595	51.440 (3)	84.53	0.284	14:21:43.684	
8 -	30.860	20.452	51.312 (2)	84.74	0.156	14:22:34.996	
9 -	30.739	20.417	51.156 (1)	85.00		14:23:26.152	

P16 95		Grant ROBERTSON		Kawasaki ZX6R -			
IDEAL LAP TIME : 51.377		BEST LAP TIME : 51.397		DIFFERENCE : 0.020			
LAP	SECTOR 1	SECTOR 2	LAP TIME	MPH	DIFF	TIME OF DAY	
1 -		21.578	1:01.128	71.13	9.731	14:16:32.733	
2 -	32.332	20.843	53.175	81.77	1.778	14:17:25.908	
3 -	31.536	20.608	52.144	83.39	0.747	14:18:18.052	
4 -	31.088	20.766	51.854	83.86	0.457	14:19:09.906	
5 -	30.952	20.569	51.521 (2)	84.40	0.124	14:20:01.427	
6 -	31.201	20.650	51.851	83.86	0.454	14:20:53.278	
7 -	31.097	20.485	51.582 (3)	84.30	0.185	14:21:44.860	
8 -	30.892	20.505	51.397 (1)	84.60		14:22:36.257	
9 -	31.192	20.663	51.855	83.86	0.458	14:23:28.112	

BMCRC - MRO Championships 2023 - Rnd 1 @ Brands Hatch Indy

DART Motorsport MRO 600 inc Clubman 600 & GP2/EVO

RACE 9 - SECTOR ANALYSIS



SECTOR 1 = FL to I1, SECTOR 2 = I1 to FL, DIFF = Difference To Personal Best Lap, P = Crossed Finish Line in Pit Lane, D = Time Disallowed

P17 212		Matt PALLETT		Yamaha R6 - BDA Chartered Architects			
IDEAL LAP TIME : 51.175		BEST LAP TIME : 51.300		DIFFERENCE : 0.125			
LAP	SECTOR 1	SECTOR 2	LAP TIME	MPH	DIFF	TIME OF DAY	
1 -		21.939	1:01.565	70.63	10.265	14:16:33.170	
2 -	32.569	21.162	53.731	80.93	2.431	14:17:26.901	
3 -	31.234	20.709	51.943	83.71	0.643	14:18:18.844	
4 -	31.055	20.707	51.762	84.01	0.462	14:19:10.606	
5 -	30.820	20.480	51.300 (1)	84.76		14:20:01.906	
6 -	33.121	20.700	53.821	80.79	2.521	14:20:55.727	
7 -	30.888	20.590	51.478 (2)	84.47	0.178	14:21:47.205	
8 -	31.191	20.620	51.811	83.93	0.511	14:22:39.016	
9 -	30.695	20.816	51.511 (3)	84.42	0.211	14:23:30.527	

P18 49 EVO		Luke WALLINGTON		Triumph 765 DAYTONA - Elmech Racing			
IDEAL LAP TIME : 52.076		BEST LAP TIME : 52.211		DIFFERENCE : 0.135			
LAP	SECTOR 1	SECTOR 2	LAP TIME	MPH	DIFF	TIME OF DAY	
1 -		21.685	1:00.953	71.34	8.742	14:16:32.558	
2 -	32.075	21.097	53.172	81.78	0.961	14:17:25.730	
3 -	31.948	20.807	52.755	82.43	0.544	14:18:18.485	
4 -	31.617	20.870	52.487	82.85	0.276	14:19:10.972	
5 -	31.637	20.930	52.567	82.72	0.356	14:20:03.539	
6 -	31.814	20.833	52.647	82.59	0.436	14:20:56.186	
7 -	31.269	20.944	52.213 (2)	83.28	0.002	14:21:48.399	
8 -	31.430	21.047	52.477 (3)	82.86	0.266	14:22:40.876	
9 -	31.336	20.875	52.211 (1)	83.28		14:23:33.087	

P19 35		Kai DICKINSON		Kawasaki ZX636 -			
IDEAL LAP TIME : 51.743		BEST LAP TIME : 51.743		DIFFERENCE : 0.000			
LAP	SECTOR 1	SECTOR 2	LAP TIME	MPH	DIFF	TIME OF DAY	
1 -		21.963	1:01.834	70.32	10.091	14:16:33.439	
2 -	32.501	21.355	53.856	80.74	2.113	14:17:27.295	
3 -	31.867	21.143	53.010	82.03	1.267	14:18:20.305	
4 -	31.219	20.995	52.214	83.28	0.471	14:19:12.519	
5 -	31.108	20.787	51.895 (2)	83.79	0.152	14:20:04.414	
6 -	31.438	21.574	53.012	82.03	1.269	14:20:57.426	
7 -	31.086	20.926	52.012 (3)	83.60	0.269	14:21:49.438	
8 -	31.053	21.001	52.054	83.54	0.311	14:22:41.492	
9 -	31.012	20.731	51.743 (1)	84.04		14:23:33.235	

P20 85 C		James ROBINSON		Yamaha R6 - claire palastanga ceramics			
IDEAL LAP TIME : 51.495		BEST LAP TIME : 51.838		DIFFERENCE : 0.343			
LAP	SECTOR 1	SECTOR 2	LAP TIME	MPH	DIFF	TIME OF DAY	
1 -		22.095	1:02.834	69.20	10.996	14:16:34.439	
2 -	31.824	21.614	53.438	81.37	1.600	14:17:27.877	
3 -	31.775	21.150	52.925	82.16	1.087	14:18:20.802	
4 -	31.749	20.941	52.690	82.53	0.852	14:19:13.492	
5 -	31.350	20.614	51.964 (2)	83.68	0.126	14:20:05.456	
6 -	31.054	21.429	52.483	82.85	0.645	14:20:57.939	
7 -	31.142	20.946	52.088 (3)	83.48	0.250	14:21:50.027	
8 -	30.881	20.957	51.838 (1)	83.88		14:22:41.865	
9 -	31.124	21.219	52.343	83.07	0.505	14:23:34.208	

BMCRC - MRO Championships 2023 - Rnd 1 @ Brands Hatch Indy

DART Motorsport MRO 600 inc Clubman 600 & GP2/EVO

RACE 9 - SECTOR ANALYSIS



SECTOR 1 = FL to I1, SECTOR 2 = I1 to FL, DIFF = Difference To Personal Best Lap, P = Crossed Finish Line in Pit Lane, D = Time Disallowed

P21 96		Jack KIRSCH		- RD Racing			
IDEAL LAP TIME : 52.437		BEST LAP TIME : 52.437		DIFFERENCE : 0.000			
LAP	SECTOR 1	SECTOR 2	LAP TIME	MPH	DIFF	TIME OF DAY	
1 -		22.153	1:02.139	69.98	9.702	14:16:33.744	
2 -	32.282	21.700	53.982	80.55	1.545	14:17:27.726	
3 -	31.707	21.332	53.039	81.98	0.602	14:18:20.765	
4 -	31.895	21.299	53.194	81.74	0.757	14:19:13.959	
5 -	31.955	21.233	53.188	81.75	0.751	14:20:07.147	
6 -	31.835	21.308	53.143	81.82	0.706	14:21:00.290	
7 -	31.508	21.304	52.812 (3)	82.34	0.375	14:21:53.102	
8 -	31.426	21.107	52.533 (2)	82.77	0.096	14:22:45.635	
9 -	31.333	21.104	52.437 (1)	82.93		14:23:38.072	

P22 22 C		Toby TRUNDLE		Yamaha R6 - Harris Motorcycles - Harlow			
IDEAL LAP TIME : 52.548		BEST LAP TIME : 52.548		DIFFERENCE : 0.000			
LAP	SECTOR 1	SECTOR 2	LAP TIME	MPH	DIFF	TIME OF DAY	
1 -		21.832	1:01.223	71.02	8.675	14:16:32.828	
2 -	32.700	21.197	53.897	80.68	1.349	14:17:26.725	
3 -	32.229	21.242	53.471	81.32	0.923	14:18:20.196	
4 -	32.074	21.305	53.379	81.46	0.831	14:19:13.575	
5 -	32.208	20.999	53.207	81.72	0.659	14:20:06.782	
6 -	32.054	21.028	53.082 (2)	81.92	0.534	14:20:59.864	
7 -	31.899	21.490	53.389	81.45	0.841	14:21:53.253	
8 -	32.221	20.899	53.120 (3)	81.86	0.572	14:22:46.373	
9 -	31.716	20.832	52.548 (1)	82.75		14:23:38.921	

P23 441		Jack SMITH		Kawasaki NINJA 636 - Woodland environmental services			
IDEAL LAP TIME : 52.461		BEST LAP TIME : 52.537		DIFFERENCE : 0.076			
LAP	SECTOR 1	SECTOR 2	LAP TIME	MPH	DIFF	TIME OF DAY	
1 -		21.602	1:03.023	68.99	10.486	14:16:34.628	
2 -	33.081	20.865	53.946	80.61	1.409	14:17:28.574	
3 -	32.185	20.715	52.900 (3)	82.20	0.363	14:18:21.474	
4 -	32.164	20.806	52.970	82.09	0.433	14:19:14.444	
5 -	31.986	20.862	52.848 (2)	82.28	0.311	14:20:07.292	
6 -	32.022	21.103	53.125	81.85	0.588	14:21:00.417	
7 -	32.154	20.922	53.076	81.93	0.539	14:21:53.493	
8 -	32.325	20.756	53.081	81.92	0.544	14:22:46.574	
9 -	31.746	20.791	52.537 (1)	82.77		14:23:39.111	

P24 31		Dylan MELLOR		Kawasaki ZX6-R - BDS Motorcycles			
IDEAL LAP TIME : 51.811		BEST LAP TIME : 52.361		DIFFERENCE : 0.550			
LAP	SECTOR 1	SECTOR 2	LAP TIME	MPH	DIFF	TIME OF DAY	
1 -		21.568	1:02.785	69.26	10.424	14:16:34.390	
2 -	32.770	22.120	54.890	79.22	2.529	14:17:29.280	
3 -	31.957	20.720	52.677 (3)	82.55	0.316	14:18:21.957	
4 -	32.118	21.123	53.241	81.67	0.880	14:19:15.198	
5 -	31.474	20.989	52.463 (2)	82.88	0.102	14:20:07.661	
6 -	31.829	21.035	52.864	82.26	0.503	14:21:00.525	
7 -	32.238	20.984	53.222	81.70	0.861	14:21:53.747	
8 -	31.125	21.985	53.110	81.87	0.749	14:22:46.857	
9 -	31.675	20.686	52.361 (1)	83.05		14:23:39.218	

BMCRC - MRO Championships 2023 - Rnd 1 @ Brands Hatch Indy

DART Motorsport MRO 600 inc Clubman 600 & GP2/EVO

RACE 9 - SECTOR ANALYSIS



SECTOR 1 = FL to I1, SECTOR 2 = I1 to FL, DIFF = Difference To Personal Best Lap, P = Crossed Finish Line in Pit Lane, D = Time Disallowed

P25 58 C		Paul NICHOLAS		Yamaha YZF R6 - RL consultancy services LTD		
IDEAL LAP TIME : 52.753		BEST LAP TIME : 53.012		DIFFERENCE : 0.259		
LAP	SECTOR 1	SECTOR 2	LAP TIME	MPH	DIFF	TIME OF DAY
1 -		22.196	1:02.618	69.44	9.606	14:16:34.223
2 -	32.681	21.181	53.862	80.73	0.850	14:17:28.085
3 -	32.000	21.012	53.012 (1)	82.03		14:18:21.097
4 -	32.197	21.000	53.197 (3)	81.74	0.185	14:19:14.294
5 -	31.800	21.313	53.113 (2)	81.87	0.101	14:20:07.407
6 -	32.914	20.953	53.867	80.72	0.855	14:21:01.274
7 -	32.854	21.106	53.960	80.58	0.948	14:21:55.234
8 -	32.736	21.146	53.882	80.70	0.870	14:22:49.116
9 -	32.910	21.202	54.112	80.36	1.100	14:23:43.228

P26 129 C		David JAMES		Yamaha R6 -		
IDEAL LAP TIME : 54.357		BEST LAP TIME : 54.479		DIFFERENCE : 0.122		
LAP	SECTOR 1	SECTOR 2	LAP TIME	MPH	DIFF	TIME OF DAY
1 -		22.662	1:04.356	67.57	9.877	14:16:35.961
2 -	33.443	22.168	55.611	78.19	1.132	14:17:31.572
3 -	33.362	22.143	55.505	78.34	1.026	14:18:27.077
4 -	33.099	22.074	55.173	78.81	0.694	14:19:22.250
5 -	33.319	21.989	55.308	78.62	0.829	14:20:17.558
6 -	33.033	22.233	55.266	78.68	0.787	14:21:12.824
7 -	32.677	22.017	54.694 (2)	79.50	0.215	14:22:07.518
8 -	32.897	21.896	54.793 (3)	79.36	0.314	14:23:02.311
9 -	32.799	21.680	54.479 (1)	79.82		14:23:56.790

P27 81 C		Fred McMULLAN		Kawasaki ZX636 - Orwell Motorcycles ipswich		
IDEAL LAP TIME : 54.424		BEST LAP TIME : 54.636		DIFFERENCE : 0.212		
LAP	SECTOR 1	SECTOR 2	LAP TIME	MPH	DIFF	TIME OF DAY
1 -		22.532	1:05.647	66.24	11.011	14:16:37.252
2 -	33.880	22.293	56.173	77.41	1.537	14:17:33.425
3 -	33.525	21.864	55.389	78.51	0.753	14:18:28.814
4 -	32.876	21.894	54.770 (3)	79.39	0.134	14:19:23.584
5 -	33.175	21.779	54.954	79.13	0.318	14:20:18.538
6 -	32.932	21.722	54.654 (2)	79.56	0.018	14:21:13.192
7 -	32.878	21.758	54.636 (1)	79.59		14:22:07.828
8 -	33.527	21.548	55.075	78.95	0.439	14:23:02.903

P28 14 C		Jack MUIR		Kawasaki ZX636 -		
IDEAL LAP TIME : 54.677		BEST LAP TIME : 54.677		DIFFERENCE : 0.000		
LAP	SECTOR 1	SECTOR 2	LAP TIME	MPH	DIFF	TIME OF DAY
1 -		22.569	1:05.462	66.42	10.785	14:16:37.067
2 -	33.957	22.208	56.165	77.42	1.488	14:17:33.232
3 -	33.513	21.984	55.497	78.35	0.820	14:18:28.729
4 -	33.607	21.992	55.599	78.21	0.922	14:19:24.328
5 -	33.399	22.186	55.585	78.23	0.908	14:20:19.913
6 -	32.856	21.821	54.677 (1)	79.53		14:21:14.590
7 -	33.195	21.958	55.153 (2)	78.84	0.476	14:22:09.743
8 -	33.099	22.280	55.379 (3)	78.52	0.702	14:23:05.122

BMCRC - MRO Championships 2023 - Rnd 1 @ Brands Hatch Indy

DART Motorsport MRO 600 inc Clubman 600 & GP2/EVO

RACE 9 - SECTOR ANALYSIS



SECTOR 1 = FL to I1, SECTOR 2 = I1 to FL, DIFF = Difference To Personal Best Lap, P = Crossed Finish Line in Pit Lane, D = Time Disallowed

P29 27 C		Timothy PETTS		Triumph DAYTONA 675 -		
IDEAL LAP TIME : 56.107		BEST LAP TIME : 56.257		DIFFERENCE : 0.150		
LAP	SECTOR 1	SECTOR 2	LAP TIME	MPH	DIFF	TIME OF DAY
1 -		22.501	1:05.937	65.95	9.680	14:16:37.542
2 -	34.702	22.143	56.845	76.49	0.588	14:17:34.387
3 -	34.303	22.274	56.577 (2)	76.86	0.320	14:18:30.964
4 -	34.444	22.547	56.991	76.30	0.734	14:19:27.955
5 -	34.817	22.450	57.267	75.93	1.010	14:20:25.222
6 -	33.964	22.293	56.257 (1)	77.29		14:21:21.479
7 -	34.317	22.349	56.666 (3)	76.74	0.409	14:22:18.145
8 -	34.433	22.693	57.126	76.12	0.869	14:23:15.271

P30 888 C		Brandon WRIGHT		Yamaha R6 - 888 Vapour		
IDEAL LAP TIME : 54.356		BEST LAP TIME : 54.467		DIFFERENCE : 0.111		
LAP	SECTOR 1	SECTOR 2	LAP TIME	MPH	DIFF	TIME OF DAY
1 -		22.486	1:04.138	67.80	9.671	14:16:35.743
2 -	33.488	21.952	55.440	78.43	0.973	14:17:31.183
3 -	33.277	21.984	55.261	78.69	0.794	14:18:26.444
4 -	33.402	21.827	55.229 (3)	78.73	0.762	14:19:21.673
5 -	44.794	23.446	1:08.240	63.72	13.773	14:20:29.913
6 -	34.796	21.851	56.647	76.76	2.180	14:21:26.560
7 -	33.312	21.676	54.988 (2)	79.08	0.521	14:22:21.548
8 -	32.680	21.787	54.467 (1)	79.83		14:23:16.015

P31 63 C		Robert BUSH		Suzuki GSXR 600 - Legacy Racing		
IDEAL LAP TIME : 1:02.921		BEST LAP TIME : 1:02.926		DIFFERENCE : 0.005		
LAP	SECTOR 1	SECTOR 2	LAP TIME	MPH	DIFF	TIME OF DAY
1 -		24.928	1:13.402	59.24	10.476	14:16:45.007
2 -	39.419	24.411	1:03.830 (3)	68.12	0.904	14:17:48.837
3 -	39.217	24.656	1:03.873	68.08	0.947	14:18:52.710
4 -	38.521	24.405	1:02.926 (1)	69.10		14:19:55.636
5 -	40.230	24.400	1:04.630	67.28	1.704	14:21:00.266
6 -	38.597	24.579	1:03.176 (2)	68.83	0.250	14:22:03.442
7 -	38.704	25.210	1:03.914	68.03	0.988	14:23:07.356

P32 221		Matt VENN		Kawasaki ZX6R - Thomas Franks		
IDEAL LAP TIME : 56.487		BEST LAP TIME : 56.487		DIFFERENCE : 0.000		
LAP	SECTOR 1	SECTOR 2	LAP TIME	MPH	DIFF	TIME OF DAY
1 -		22.443	1:06.239	65.64	9.752	14:16:37.844
2 -	34.919	21.920	56.839 (2)	76.50	0.352	14:17:34.683
3 -	34.639	21.848	56.487 (1)	76.98		14:18:31.170

P33 47		Fenton SEABRIGHT		Yamaha R6 - FHS Racing		
IDEAL LAP TIME :		BEST LAP TIME :		DIFFERENCE :		
LAP	SECTOR 1	SECTOR 2	LAP TIME	MPH	DIFF	TIME OF DAY
1 -	OUTLAP	IN PIT	1:36.440 P	45.09		14:17:08.045

BMCRC - MRO Championships 2023 - Rnd 1 @ Brands Hatch Indy

DART Motorsport MRO 600 inc Clubman 600 & GP2/EVO

RACE 9 - BEST SECTORS

SECTOR 1			SECTOR 2			IDEAL / BEST COMPARISON						
POS	NO	NAME	TIME	NO	NAME	TIME	POS	NO	NAME	IDEAL	BEST	DIFF
									PERFECT LAP	49.099		
1	7	ROSE	29.365	7	ROSE	19.734	1	7	ROSE	49.099	49.182	0.083
2	818	BARKER	29.848	128	HOARE	19.870	2	818	BARKER	49.756	49.779	0.023
3	128	HOARE	29.893	818	BARKER	19.908	3	128	HOARE	49.763	49.763	0.000
4	36	FOWLE	30.015	134	GILBERT	20.125	4	36	FOWLE	50.145	50.145	0.000
5	779	BRIAN	30.213	36	FOWLE	20.130	5	134	GILBERT	50.453	50.467	0.014
6	661	HARRIS	30.216	40	ROSS	20.145	6	661	HARRIS	50.565	50.673	0.108
7	134	GILBERT	30.328	51	CLARKE	20.156	7	779	BRIAN	50.575	50.600	0.025
8	184	TWYFORD	30.410	80	CREASEY	20.203	8	51	CLARKE	50.629	50.700	0.071
9	51	CLARKE	30.473	71	MACRAE	20.272	9	184	TWYFORD	50.768	50.877	0.109
10	80	CREASEY	30.611	661	HARRIS	20.349	10	40	ROSS	50.780	50.871	0.091
11	40	ROSS	30.635	184	TWYFORD	20.358	11	80	CREASEY	50.814	50.844	0.030
12	91	HIRST	30.666	779	BRIAN	20.362	12	168	DALRYMPLE	51.145	51.282	0.137
13	212	PALLET	30.695	3	LAMB DEN	20.417	13	71	MACRAE	51.148	51.148	0.000
14	168	DALRYMPLE	30.704	168	DALRYMPLE	20.441	14	3	LAMB DEN	51.156	51.156	0.000
15	3	LAMB DEN	30.739	212	PALLET	20.480	15	212	PALLET	51.175	51.300	0.125
16	71	MACRAE	30.876	95	ROBERTSON	20.485	16	91	HIRST	51.214	51.281	0.067
17	85	ROBINSON	30.881	91	HIRST	20.548	17	95	ROBERTSON	51.377	51.397	0.020
18	95	ROBERTSON	30.892	85	ROBINSON	20.614	18	85	ROBINSON	51.495	51.838	0.343
19	35	DICKINSON	31.012	31	MELLOR	20.686	19	35	DICKINSON	51.743	51.743	0.000
20	31	MELLOR	31.125	441	SMITH	20.715	20	31	MELLOR	51.811	52.361	0.550
21	49	WALLINGTON	31.269	35	DICKINSON	20.731	21	49	WALLINGTON	52.076	52.211	0.135
22	96	KIRSCH	31.333	49	WALLINGTON	20.807	22	96	KIRSCH	52.437	52.437	0.000
23	22	TRUNDLE	31.716	22	TRUNDLE	20.832	23	441	SMITH	52.461	52.537	0.076
24	441	SMITH	31.746	58	NICHOLAS	20.953	24	22	TRUNDLE	52.548	52.548	0.000
25	58	NICHOLAS	31.800	96	KIRSCH	21.104	25	58	NICHOLAS	52.753	53.012	0.259
26	129	JAMES	32.677	81	McMULLAN	21.548	26	888	WRIGHT	54.356	54.467	0.111
27	888	WRIGHT	32.680	888	WRIGHT	21.676	27	129	JAMES	54.357	54.479	0.122
28	14	MUIR	32.856	129	JAMES	21.680	28	81	McMULLAN	54.424	54.636	0.212
29	81	McMULLAN	32.876	14	MUIR	21.821	29	14	MUIR	54.677	54.677	0.000
30	27	PETTS	33.964	221	VENN	21.848	30	27	PETTS	56.107	56.257	0.150
31	221	VENN	34.639	27	PETTS	22.143	31	221	VENN	56.487	56.487	0.000
32	63	BUSH	38.521	63	BUSH	24.400	32	63	BUSH	1:02.921	1:02.926	0.005
33							33	47	SEABRIGHT			

BMCRC - MRO Championships 2023 - Rnd 1 @ Brands Hatch Indy

DART Motorsport MRO 600 inc Clubman 600 & GP2/EVO

RACE 9 - STATISTICS

Competitors Started 33
Planned Start 2023-03-11 @ 14:40:00.000
Actual Start 2023-03-11 @ 14:15:31.604
Finish Time 2023-03-11 @ 14:23:02.721
Track Length 1.2079mi.
Total Laps 277
Total Distance Covered 334.6009mi.

Session Fastest Lap History

NO	CL	NAME	LAP TIME	TIME OF DAY	LAP	VEHICLE
7		Taylor ROSE	49.802	14:17:16.245	2	Yamaha R6
7		Taylor ROSE	49.669	14:18:05.914	3	Yamaha R6
7		Taylor ROSE	49.637	14:18:55.551	4	Yamaha R6
7		Taylor ROSE	49.238	14:19:44.790	5	Yamaha R6
7		Taylor ROSE	49.182	14:20:33.972	6	Yamaha R6

Session Leader History

NO	CL	NAME	FROM LAP	LAPS LED	DISTANCE	VEHICLE
7		Taylor ROSE	1	9	10.87 miles	Yamaha R6

Flag History

TYPE	TIME OF DAY
GREEN	14:15:31.604
FINISH	14:23:02.721

Flag Statistics

TYPE	COUNT	TOTAL LAPS	TOTAL TIME
Green	1	9	8:36.105
Red	0	0	0.000
Safety Car	0	0	0.000
FCY	0	0	0.000

BMCRC - MRO Championships 2023 - Rnd 1 @ Brands Hatch Indy

DART Motorsport MRO 600 inc Clubman 600 & GP2/EVO

RACE 9 - STATISTICS

CLASS :

18 Starters

Fastest Lap History

NO	NAME	LAP TIME	TIME OF DAY	LAP	VEHICLE
7	Taylor ROSE	49.802	14:17:16.245	2	Yamaha R6
7	Taylor ROSE	49.669	14:18:05.914	3	Yamaha R6
7	Taylor ROSE	49.637	14:18:55.551	4	Yamaha R6
7	Taylor ROSE	49.238	14:19:44.790	5	Yamaha R6
7	Taylor ROSE	49.182	14:20:33.972	6	Yamaha R6

Leader History

NO	NAME	FROM LAP	LAPS LED	DISTANCE	VEHICLE
7	Taylor ROSE	1	9	10.87 miles	Yamaha R6

BMCRC - MRO Championships 2023 - Rnd 1 @ Brands Hatch Indy

DART Motorsport MRO 600 inc Clubman 600 & GP2/EVO

RACE 9 - STATISTICS

CLASS : C

13 Starters

Fastest Lap History

NO	NAME	LAP TIME	TIME OF DAY	LAP	VEHICLE
779	Terry BRIAN	51.904	14:17:20.701	2	Yamaha R6
779	Terry BRIAN	50.946	14:18:11.647	3	Yamaha R6
779	Terry BRIAN	50.901	14:19:02.548	4	Yamaha R6
779	Terry BRIAN	50.885	14:21:35.650	7	Yamaha R6
40	Henry ROSS	50.871	14:21:39.858	7	Yamaha R6
779	Terry BRIAN	50.600	14:22:26.250	8	Yamaha R6

Leader History

NO	NAME	FROM LAP	LAPS LED	DISTANCE	VEHICLE
779	Terry BRIAN	1	9	10.87 miles	Yamaha R6

BMCRC - MRO Championships 2023 - Rnd 1 @ Brands Hatch Indy

DART Motorsport MRO 600 inc Clubman 600 & GP2/EVO

RACE 9 - STATISTICS

CLASS : EVO

2 Starters

Fastest Lap History

NO	NAME	LAP TIME	TIME OF DAY	LAP	VEHICLE
661	Cameron HARRIS	51.207	14:17:20.080	2	Triumph 675R
661	Cameron HARRIS	51.170	14:18:11.250	3	Triumph 675R
661	Cameron HARRIS	51.017	14:19:02.267	4	Triumph 675R
661	Cameron HARRIS	50.673	14:21:35.223	7	Triumph 675R

Leader History

NO	NAME	FROM LAP	LAPS LED	DISTANCE	VEHICLE
661	Cameron HARRIS	1	9	10.87 miles	Triumph 675R

BMCRC - MRO Championships 2023 - Rnd 1 @ Brands Hatch Indy



DART Motorsport MRO 600 inc Clubman 600 & GP2/EVO

RACE 19 - GRID (9 Laps)

ROW 12	36		35	39 Aaron MONK	34	23 Joe ELLIS		
ROW 11		1:02.926	33	63 Robert BUSH	32	221 Matt VENN	31	27 Timothy PETTS
ROW 10		54.677	30	14 Jack MUIR	29	54.636 81 Fred McMULLAN	28	54.479 129 David JAMES
ROW 9		54.467	27	888 Brandon WRIGHT	26	53.012 58 Paul NICHOLAS	25	52.548 22 Toby TRUNDLE
ROW 8		52.537	24	441 Jack SMITH	23	52.437 96 Jack KIRSCH	22	52.361 31 Dylan MELLOR
ROW 7		52.211	21	49 Luke WALLINGTON	20	51.838 85 James ROBINSON	19	51.743 35 Kai DICKINSON
ROW 6		51.397	18	95 Grant ROBERTSON	17	51.300 212 Matt PALLETT	16	51.282 168 Aaron DALRYMPLE
ROW 5		51.281	15	91 Sam HIRST	14	51.156 3 Joey LAMBDEN	13	51.148 71 Oliver MACRAE
ROW 4		50.877	12	184 David TWYFORD	11	50.871 40 Henry ROSS	10	50.844 80 Morgan CREASEY
ROW 3		50.700	9	51 Ross CLARKE	8	50.673 661 Cameron HARRIS	7	47 Fenton SEABRIGHT
ROW 2		50.600	6	779 Terry BRIAN	5	50.467 134 Donald GILBERT	4	50.145 36 Harry FOWLE
ROW 1		49.779	3	818 Alex BARKER	2	49.763 128 Kelvin HOARE	1	49.182 7 Taylor ROSE
Pole								

Brands Hatch Indy: 1.2079 miles

These results are provisional until the conclusion of any judicial and technical matters.

Clerk Of Course :	Stewards :	Timekeeper : <i>Craig Smith</i>
-------------------	------------	------------------------------------

Results can be found at www.tsl-timing.com

Printed - 14:26 Saturday, 11 March 2023



BMCRC - MRO Championships 2023 - Rnd 1 @ Brands Hatch Indy



DART Motorsport MRO 600 inc Clubman 600 & GP2/EVO

RACE 19 - CLASSIFICATION

POS	NO	CL	PIC NAME	ENTRY	LAPS	TIME	GAP	DIFF	MPH	BEST	ON
1	7		1 Taylor ROSE	Yamaha R6 - Verkada	9	7:24.914			87.96	48.639	5
2	47		2 Fenton SEABRIGHT	Yamaha R6 - FHS Racing	9	7:25.069	0.155	0.155	87.93	48.388	5
3	818		3 Alex BARKER	Yamaha R6 - Barker Woodrow LTD & Foundry Tyres	9	7:37.636	12.722	12.567	85.52	49.508	9
4	134		4 Donald GILBERT	Kawasaki ZX6R - S and N tyres	9	7:39.635	14.721	1.999	85.14	49.979	7
5	128		5 Kelvin HOARE	Yamaha R6 - Southern and Country Roofing Ltd	9	7:41.301	16.387	1.666	84.84	49.869	7
6	36		6 Harry FOWLE	Yamaha R6 - HF Refinishing/ ELP Racing	9	7:41.389	16.475	0.088	84.82	49.887	7
7	40	C	1 Henry ROSS	Yamaha R6 -	9	7:47.809	22.895	6.420	83.66	50.505	8
8	779	C	2 Terry BRIAN	Yamaha R6 - Two Techs Renault Specialist	9	7:48.096	23.182	0.287	83.60	50.657	8
9	51		7 Ross CLARKE	Kawasaki ZX600RR - Ross clarke Farriery	9	7:48.689	23.775	0.593	83.50	50.773	8
10	168	C	3 Aaron DALRYMPLE	YAMAHA R6 - Team Blumpkin Racing	9	7:48.971	24.057	0.282	83.45	50.928	9
11	212		8 Matt PALLET	Yamaha R6 - BDA Chartered Architects	9	7:51.872	26.958	2.901	82.94	50.709	9
12	91	C	4 Sam HIRST	Kawasaki 636 - Team Valley Racing	9	7:53.488	28.574	1.616	82.65	51.027	9
13	3		9 Joey LAMBDEN	Kawasaki ZX600 RBF -	9	7:53.627	28.713	0.139	82.63	51.040	3
14	71		10 Oliver MACRAE	- EPS PUMPS	9	7:55.331	30.417	1.704	82.33	51.731	9
15	80		11 Morgan CREASEY	Yamaha R6 - Warics Ltd	9	7:55.465	30.551	0.134	82.31	51.483	9
16	661*	EVO	1 Cameron HARRIS	Triumph 675R - Harris / Tony Scott Motorsport	9	7:57.772	32.858	2.307	81.91	50.644	4
17	49	EVO	2 Luke WALLINGTON	Triumph 765 DAYTONA - Elmech Racing	9	7:59.186	34.272	1.414	81.67	51.383	9
18	35		12 Kai DICKINSON	Kawasaki ZX636 -	9	7:59.241	34.327	0.055	81.66	51.783	9
19	95		13 Grant ROBERTSON	Kawasaki ZX6R -	9	8:00.527	35.613	1.286	81.44	51.835	9
20	31		14 Dylan MELLOR	Kawasaki ZX6-R - BDS Motorcycles	9	8:00.885	35.971	0.358	81.38	51.531	9
21	441		15 Jack SMITH	Kawasaki NINJA 636 - Woodland environmental sen	9	8:01.260	36.346	0.375	81.32	51.693	9
22	96		16 Jack KIRSCH	- RD Racing	9	8:02.272	37.358	1.012	81.15	51.781	8
23	22	C	5 Toby TRUNDLE	Yamaha R6 - Harris Motorcycles - Harlow	9	8:05.093	40.179	2.821	80.68	52.162	7
24	85	C	6 James ROBINSON	Yamaha R6 - claire palastanga ceramics	9	8:10.215	45.301	5.122	79.83	52.603	5
25	81	C	7 Fred McMULLAN	Kawasaki ZX636 - Orwell Motorcycles ipswich	8	7:25.102	1 Lap	1 Lap	78.15	54.078	8
26	888	C	8 Brandon WRIGHT	Yamaha R6 - 888 Vapour	8	7:28.533	1 Lap	3.431	77.56	54.547	4
27	14	C	9 Jack MUIR	Kawasaki ZX636 -	8	7:29.279	1 Lap	0.746	77.43	53.065	8
28	129	C	10 David JAMES	Yamaha R6 -	8	7:35.711	1 Lap	6.432	76.33	55.462	3
29	58	C	11 Paul NICHOLAS	Yamaha YZF R6 - RL consultancy services LTD	8	7:46.577	1 Lap	10.866	74.56	54.955	2
30	27	C	12 Timothy PETTS	Triumph DAYTONA 675 -	8	7:46.619	1 Lap	0.042	74.55	56.702	3
31	39		17 Aaron MONK	Kawasaki NINJA 636 - flyaspitfire.co.uk	8	7:49.978	1 Lap	3.359	74.02	56.198	5
32	63	C	13 Robert BUSH	Suzuki GSXR 600 - Legacy Racing	7	7:38.588	2 Laps	1 Lap	66.37	1:02.277	7

NOT CLASSIFIED

DNF	184		David TWYFORD	Kawasaki ZX6R - MHP, IMP Racing	5	5:46.914	4 Laps	2 Laps	62.67	52.133	5
-----	-----	--	---------------	---------------------------------	---	----------	--------	--------	-------	--------	---

FASTEST LAP

	47		Fenton SEABRIGHT	Yamaha R6 - FHS Racing	5	48.388			89.86 mph	144.63 kph	
	40	C	Henry ROSS	Yamaha R6 -	8	50.505			86.10 mph	138.56 kph	
	661	EVO	Cameron HARRIS	Triumph 675R - Harris / Tony Scott Motorsport	4	50.644			85.86 mph	138.18 kph	

* No. 661 - 10 second penalty - jump start

Class - 92.5% of Race Speed = 81.36 mph

Class C - 92.5% of Race Speed = 77.38 mph

Class EVO - 92.5% of Race Speed = 75.76 mph

Weather / Track : Cloudy / Dry

These results are provisional until the conclusion of any judicial and technical matters.

Race Distance: 9 Laps / 10.87 miles
Brands Hatch Indy: 1.2079 miles
Date: 11/03/2023 Start: 16:36 Finish: 16:44

Clerk Of Course :	Stewards :	Timekeeper : <i>Craig Smith</i>
-------------------	------------	------------------------------------

Results can be found at www.tsl-timing.com

Printed - 16:46 Saturday, 11 March 2023



BMCRC - MRO Championships 2023 - Rnd 1 @ Brands Hatch Indy

DART Motorsport MRO 600 inc Clubman 600 & GP2/EVO

RACE 19 - LAP CHART

LAP 1 @ 16:37:52.725

NO	BEHIND	LAP TIME
7		53.632
47	0.926	54.558
134	1.899	55.531
36	2.361	55.993
128	2.652	56.284
818	2.719	56.351
661	3.151	56.783
779	3.637	57.269
71	4.161	57.793
40	4.236	57.868
80	4.946	58.578
51	5.035	58.667
168	5.237	58.869
91	5.640	59.272
212	5.910	59.542
35	6.786	1:00.418
3	7.266	1:00.898
49	7.298	1:00.930
95	7.762	1:01.394
96	7.786	1:01.418
31	8.008	1:01.640
441	8.274	1:01.906
85	8.673	1:02.305
22	9.356	1:02.988
888	9.709	1:03.341
81	10.068	1:03.700
129	10.608	1:04.240
27	11.045	1:04.677
14	11.693	1:05.325
58	13.116	1:06.748
39	15.609	1:09.241
63	22.819	1:16.451

LAP 2 @ 16:38:42.055

NO	BEHIND	LAP TIME
7		49.330
47	0.650	49.054
134	3.209	50.640
36	3.503	50.472
128	3.939	50.617
818	4.000	50.611
661	4.628	50.807
779	5.907	51.600
71	6.752	51.921
40	6.891	51.985
168	7.719	51.812
51	7.973	52.268
80	8.306	52.690
212	8.578	51.998
91	8.927	52.617
3	9.849	51.913
35	10.777	53.321
95	10.955	52.523
49	11.074	53.106
31	11.279	52.601
96	11.699	53.243
441	11.838	52.894
85	12.900	53.557
22	13.714	53.688
888	15.615	55.236
81	15.718	54.980
129	17.015	55.737
27	18.607	56.892

LAP 3 @ 16:39:30.966

NO	BEHIND	LAP TIME
7		48.911
47	0.648	48.909
36	4.883	50.291
134	5.035	50.737
128	5.397	50.369
818	5.471	50.382
661	6.587	50.870
779	8.421	51.425
40	9.663	51.683
71	10.103	52.262
168	10.426	51.618
51	10.597	51.535
80	11.043	51.648
212	11.210	51.543
91	11.657	51.641
3	11.978	51.040
35	14.430	52.564
95	14.508	52.464
49	14.693	52.530
31	14.869	52.501
441	15.267	52.340
96	15.994	53.206
85	16.975	52.986
22	17.692	52.889
81	21.141	54.334
888	21.860	55.156
129	23.566	55.462
14	25.203	55.020
27	26.398	56.702
39	34.668	58.225
184	1 Lap	57.196
58	36.799	1:06.969

LAP 4 @ 16:40:19.857

NO	BEHIND	LAP TIME
7		48.891
47	0.378	48.621
63	1 Lap	1:04.259
134	6.270	50.126
36	6.348	50.356
818	6.505	49.925
128	7.035	50.529
661	8.340	50.644
779	11.093	51.563
40	11.934	51.162
168	12.632	51.097
51	13.053	51.347
71	13.842	52.630
212	14.023	51.704
80	14.177	52.025
91	14.456	51.690
3	14.793	51.706
35	17.851	52.312
95	17.986	52.369
49	18.108	52.306
31	18.449	52.471
441	19.167	52.791

LAP 5 @ 16:41:08.496

NO	BEHIND	LAP TIME
7		48.639
47	0.127	48.388
134	8.352	50.721
818	8.815	50.949
36	9.057	51.348
128	9.196	50.800
661	11.202	51.501
779	14.108	51.654
40	14.493	51.198
168	15.122	51.129
51	15.286	50.872
212	17.218	51.834
71	18.052	52.849
3	18.475	52.321
80	18.515	52.977
91	18.583	52.766
63	1 Lap	1:03.833
35	21.734	52.522
31	21.975	52.165
49	22.073	52.604
95	22.142	52.795
441	23.445	52.917
96	23.973	52.661
85	25.219	52.603
22	25.565	52.561
81	32.266	54.372
888	33.922	55.045
129	37.492	55.885
14	37.554	54.700
27	43.119	56.996
184	1 Lap	52.275

LAP 6 @ 16:41:57.193

NO	BEHIND	LAP TIME
7		48.697
47	0.531	49.101
39	1 Lap	56.198
58	1 Lap	56.208
134	9.669	50.014
818	9.890	49.772
36	10.522	50.162
128	10.790	50.291
661	14.140	51.635
40	16.545	50.749
779	17.159	51.748
168	17.415	50.990
51	17.493	50.904
212	20.731	52.210
71	21.566	52.211
91	21.783	51.897
3	21.960	52.182

LAP 7 @ 16:42:46.076

NO	BEHIND	LAP TIME
7		48.883
47	0.102	48.454
27	1 Lap	57.849
58	1 Lap	55.070
39	1 Lap	56.457
134	10.765	49.979
818	10.890	49.883
36	11.526	49.887
128	11.776	49.869
661	16.848	51.591
40	18.447	50.785
779	19.464	51.188
168	19.767	51.235
51	19.853	51.243
212	23.004	51.156
91	24.196	51.296
3	24.477	51.400
71	24.797	52.114
80	25.230	51.868
35	28.527	51.995
49	29.200	52.459
31	29.305	52.615
95	29.773	52.291
441	30.678	52.297
96	31.610	52.172
22	33.185	52.162
85	34.773	53.489
81	44.041	54.909
888	46.605	55.322

LAP 8 @ 16:43:35.213

NO	BEHIND	LAP TIME
7		49.137
14	1 Lap	55.400
47	0.106	49.141
63	2 Laps	1:02.563
129	1 Lap	55.712
818	12.008	50.255
27	1 Lap	57.884
134	12.956	51.328
128	14.396	51.757
36	14.732	52.343
58	1 Lap	55.224
39	1 Lap	56.962
661	19.513	51.802
40	19.815	50.505
779	20.984	50.657

LAP 9 @ 16:44:24.007

NO	BEHIND	LAP TIME
7		48.794
47	0.155	48.843
81	1 Lap	54.078
888	1 Lap	54.945
14	1 Lap	53.065
129	1 Lap	56.479
818	12.722	49.508
63	2 Laps	1:02.277
134	14.721	50.559
128	16.387	50.785
36	16.475	50.537
58	1 Lap	55.472
27	1 Lap	58.364
661	22.858	52.139
40	22.895	51.874
779	23.182	50.992
51	23.775	51.080
168	24.057	50.928
39	1 Lap	56.272
212	26.958	50.709
91	28.574	51.027
3	28.713	51.103
71	30.417	51.731
80	30.551	51.483
49	34.272	51.383
35	34.327	51.783
95	35.613	51.835
31	35.971	51.531
441	36.346	51.693
96	37.358	51.898
22	40.179	52.583
85	45.301	54.555

BMCRC - MRO Championships 2023 - Rnd 1 @ Brands Hatch Indy

DART Motorsport MRO 600 inc Clubman 600 & GP2/EVO

RACE 19 - POSITION CHART

No	Name	Lap											
		Pos	1	2	3	4	5	6	7	8	9	10	
7	ROSE	1	7	7	7	7	7	7	7	7	7	7	7
128	HOARE	2	47	47	47	47	47	47	47	47	47	47	47
818	BARKER	3	134	134	36	134	134	134	134	134	818	818	
36	FOWLE	4	36	36	134	36	818	818	818	134	134		
134	GILBERT	5	128	128	128	818	36	36	36	128	128		
779	BRIAN	6	818	818	818	128	128	128	128	36	36		
47	SEABRIGHT	7	661	661	661	661	661	661	661	661	661	661	
661	HARRIS	8	779	779	779	779	779	40	40	40	40		
51	CLARKE	9	71	71	40	40	40	779	779	779	779		
80	CREASEY	10	40	40	71	168	168	168	168	51	51		
40	ROSS	11	80	168	168	51	51	51	51	168	168		
184	TWYFORD	12	51	51	51	71	212	212	212	212	212		
71	MACRAE	13	168	80	80	212	71	71	91	91	91		
3	LAMBDEN	14	91	212	212	80	3	91	3	3	3		
91	HIRST	15	212	91	91	91	80	3	71	71	71		
168	DALRYMPLE	16	35	3	3	3	91	80	80	80	80		
212	PALLET	17	3	35	35	35	35	35	35	35	35	49	
95	ROBERTSON	18	49	95	95	95	31	31	49	49	35		
35	DICKINSON	19	95	49	49	49	49	49	31	95	95		
85	ROBINSON	20	96	31	31	31	95	95	95	31	31		
49	WALLINGTON	21	31	96	441	441	441	441	441	441	441		
31	MELLOR	22	441	441	96	96	96	96	96	96	96		
96	KIRSCH	23	85	85	85	85	85	22	22	22	22		
441	SMITH	24	22	22	22	22	22	85	85	85	85		
22	TRUNDLE	25	888	888	81	81	81	81	81	81			
58	NICHOLAS	26	81	81	888	888	888	888	888	888			
888	WRIGHT	27	129	129	129	129	129	14	14	14			
129	JAMES	28	27	27	14	14	14	129	129	129			
81	McMULLAN	29	14	58	27	27	27	27	27	58			
14	MUIR	30	58	14	39	39	39	58	58	27			
27	PETTS	31	39	39	58	58	58	39	39	39			
63	BUSH	32	63	63	63	63	63	63	63				
39	MONK	33	184	184	184	184	184						

BMCRC - MRO Championships 2023 - Rnd 1 @ Brands Hatch Indy

DART Motorsport MRO 600 inc Clubman 600 & GP2/EVO

RACE 19 - SECTOR ANALYSIS



SECTOR 1 = FL to I1, SECTOR 2 = I1 to FL, DIFF = Difference To Personal Best Lap, P = Crossed Finish Line in Pit Lane, D = Time Disallowed

P1 7 Taylor ROSE		Yamaha R6 - Verkada				
IDEAL LAP TIME : 48.537		BEST LAP TIME : 48.639		DIFFERENCE : 0.102		
LAP	SECTOR 1	SECTOR 2	LAP TIME	MPH	DIFF	TIME OF DAY
1 -		19.696	53.632	81.08	4.993	16:37:52.725
2 -	29.393	19.937	49.330	88.15	0.691	16:38:42.055
3 -	29.277	19.634	48.911	88.90	0.272	16:39:30.966
4 -	29.214	19.677	48.891	88.94	0.252	16:40:19.857
5 -	29.047	19.592	48.639 (1)	89.40		16:41:08.496
6 -	28.945	19.752	48.697 (2)	89.29	0.058	16:41:57.193
7 -	29.123	19.760	48.883	88.95	0.244	16:42:46.076
8 -	29.412	19.725	49.137	88.49	0.498	16:43:35.213
9 -	29.202	19.592	48.794 (3)	89.12	0.155	16:44:24.007

P2 47 Fenton SEABRIGHT		Yamaha R6 - FHS Racing				
IDEAL LAP TIME : 48.296		BEST LAP TIME : 48.388		DIFFERENCE : 0.092		
LAP	SECTOR 1	SECTOR 2	LAP TIME	MPH	DIFF	TIME OF DAY
1 -		19.804	54.558	79.70	6.170	16:37:53.651
2 -	29.303	19.751	49.054	88.64	0.666	16:38:42.705
3 -	29.052	19.857	48.909	88.91	0.521	16:39:31.614
4 -	28.894	19.727	48.621 (3)	89.43	0.233	16:40:20.235
5 -	28.838	19.550	48.388 (1)	89.86		16:41:08.623
6 -	29.109	19.992	49.101	88.56	0.713	16:41:57.724
7 -	28.746	19.708	48.454 (2)	89.74	0.066	16:42:46.178
8 -	29.407	19.734	49.141	88.49	0.753	16:43:35.319
9 -	29.157	19.686	48.843	89.03	0.455	16:44:24.162

P3 818 Alex BARKER		Yamaha R6 - Barker Woodrow LTD & Foundry Tyres LTD				
IDEAL LAP TIME : 49.508		BEST LAP TIME : 49.508		DIFFERENCE : 0.000		
LAP	SECTOR 1	SECTOR 2	LAP TIME	MPH	DIFF	TIME OF DAY
1 -		20.277	56.351	77.16	6.843	16:37:55.444
2 -	30.535	20.076	50.611	85.92	1.103	16:38:46.055
3 -	30.401	19.981	50.382	86.31	0.874	16:39:36.437
4 -	29.978	19.947	49.925	87.10	0.417	16:40:26.362
5 -	30.782	20.167	50.949	85.35	1.441	16:41:17.311
6 -	29.785	19.987	49.772 (2)	87.37	0.264	16:42:07.083
7 -	29.933	19.950	49.883 (3)	87.17	0.375	16:42:56.966
8 -	30.294	19.961	50.255	86.53	0.747	16:43:47.221
9 -	29.763	19.745	49.508 (1)	87.83		16:44:36.729

P4 134 Donald GILBERT		Kawasaki ZX6R - S and N tyres				
IDEAL LAP TIME : 49.910		BEST LAP TIME : 49.979		DIFFERENCE : 0.069		
LAP	SECTOR 1	SECTOR 2	LAP TIME	MPH	DIFF	TIME OF DAY
1 -		20.149	55.531	78.30	5.552	16:37:54.624
2 -	30.516	20.124	50.640	85.87	0.661	16:38:45.264
3 -	30.760	19.977	50.737	85.70	0.758	16:39:36.001
4 -	30.238	19.888	50.126 (3)	86.75	0.147	16:40:26.127
5 -	30.784	19.937	50.721	85.73	0.742	16:41:16.848
6 -	30.022	19.992	50.014 (2)	86.94	0.035	16:42:06.862
7 -	30.025	19.954	49.979 (1)	87.00		16:42:56.841
8 -	31.350	19.978	51.328	84.72	1.349	16:43:48.169
9 -	30.535	20.024	50.559	86.01	0.580	16:44:38.728

BMCRC - MRO Championships 2023 - Rnd 1 @ Brands Hatch Indy

DART Motorsport MRO 600 inc Clubman 600 & GP2/EVO

RACE 19 - SECTOR ANALYSIS



SECTOR 1 = FL to I1, SECTOR 2 = I1 to FL, DIFF = Difference To Personal Best Lap, P = Crossed Finish Line in Pit Lane, D = Time Disallowed

P5 128		Kelvin HOARE		Yamaha R6 - Southern and Country Roofing Ltd			
IDEAL LAP TIME : 49.816		BEST LAP TIME : 49.869		DIFFERENCE : 0.053			
LAP	SECTOR 1	SECTOR 2	LAP TIME	MPH	DIFF	TIME OF DAY	
1 -		20.405	56.284	77.26	6.415	16:37:55.377	
2 -	30.465	20.152	50.617	85.91	0.748	16:38:45.994	
3 -	30.231	20.138	50.369 (3)	86.33	0.500	16:39:36.363	
4 -	30.250	20.279	50.529	86.06	0.660	16:40:26.892	
5 -	30.566	20.234	50.800	85.60	0.931	16:41:17.692	
6 -	30.304	19.987	50.291 (2)	86.46	0.422	16:42:07.983	
7 -	29.829	20.040	49.869 (1)	87.20		16:42:57.852	
8 -	30.760	20.997	51.757	84.01	1.888	16:43:49.609	
9 -	30.487	20.298	50.785	85.62	0.916	16:44:40.394	

P6 36		Harry FOWLE		Yamaha R6 - HF Refinishing/ ELP Racing			
IDEAL LAP TIME : 49.887		BEST LAP TIME : 49.887		DIFFERENCE : 0.000			
LAP	SECTOR 1	SECTOR 2	LAP TIME	MPH	DIFF	TIME OF DAY	
1 -		20.372	55.993	77.66	6.106	16:37:55.086	
2 -	30.325	20.147	50.472	86.15	0.585	16:38:45.558	
3 -	30.124	20.167	50.291 (3)	86.46	0.404	16:39:35.849	
4 -	30.174	20.182	50.356	86.35	0.469	16:40:26.205	
5 -	30.827	20.521	51.348	84.68	1.461	16:41:17.553	
6 -	30.059	20.103	50.162 (2)	86.69	0.275	16:42:07.715	
7 -	29.840	20.047	49.887 (1)	87.16		16:42:57.602	
8 -	31.251	21.092	52.343	83.07	2.456	16:43:49.945	
9 -	30.381	20.156	50.537	86.04	0.650	16:44:40.482	

P7 40 C		Henry ROSS		Yamaha R6 -			
IDEAL LAP TIME : 50.505		BEST LAP TIME : 50.505		DIFFERENCE : 0.000			
LAP	SECTOR 1	SECTOR 2	LAP TIME	MPH	DIFF	TIME OF DAY	
1 -		20.688	57.868	75.14	7.363	16:37:56.961	
2 -	31.373	20.612	51.985	83.65	1.480	16:38:48.946	
3 -	31.388	20.295	51.683	84.13	1.178	16:39:40.629	
4 -	30.937	20.225	51.162	84.99	0.657	16:40:31.791	
5 -	31.054	20.144	51.198	84.93	0.693	16:41:22.989	
6 -	30.515	20.234	50.749 (2)	85.68	0.244	16:42:13.738	
7 -	30.651	20.134	50.785 (3)	85.62	0.280	16:43:04.523	
8 -	30.443	20.062	50.505 (1)	86.10		16:43:55.028	
9 -	31.354	20.520	51.874	83.83	1.369	16:44:46.902	

P8 779 C		Terry BRIAN		Yamaha R6 - Two Techs Renault Specialist			
IDEAL LAP TIME : 50.657		BEST LAP TIME : 50.657		DIFFERENCE : 0.000			
LAP	SECTOR 1	SECTOR 2	LAP TIME	MPH	DIFF	TIME OF DAY	
1 -		20.769	57.269	75.93	6.612	16:37:56.362	
2 -	30.888	20.712	51.600	84.27	0.943	16:38:47.962	
3 -	30.629	20.796	51.425	84.56	0.768	16:39:39.387	
4 -	30.753	20.810	51.563	84.33	0.906	16:40:30.950	
5 -	30.914	20.740	51.654	84.18	0.997	16:41:22.604	
6 -	31.124	20.624	51.748	84.03	1.091	16:42:14.352	
7 -	30.518	20.670	51.188 (3)	84.95	0.531	16:43:05.540	
8 -	30.246	20.411	50.657 (1)	85.84		16:43:56.197	
9 -	30.429	20.563	50.992 (2)	85.28	0.335	16:44:47.189	

BMCRC - MRO Championships 2023 - Rnd 1 @ Brands Hatch Indy

DART Motorsport MRO 600 inc Clubman 600 & GP2/EVO

RACE 19 - SECTOR ANALYSIS



SECTOR 1 = FL to I1, SECTOR 2 = I1 to FL, DIFF = Difference To Personal Best Lap, P = Crossed Finish Line in Pit Lane, D = Time Disallowed

P9 51		Ross CLARKE		Kawasaki ZX600RR - Ross clarke Farriery		
IDEAL LAP TIME : 50.646		BEST LAP TIME : 50.773		DIFFERENCE : 0.127		
LAP	SECTOR 1	SECTOR 2	LAP TIME	MPH	DIFF	TIME OF DAY
1 -		20.891	58.667	74.12	7.894	16:37:57.760
2 -	31.533	20.735	52.268	83.19	1.495	16:38:50.028
3 -	31.125	20.410	51.535	84.38	0.762	16:39:41.563
4 -	31.013	20.334	51.347	84.69	0.574	16:40:32.910
5 -	30.600	20.272	50.872 (2)	85.48	0.099	16:41:23.782
6 -	30.545	20.359	50.904 (3)	85.42	0.131	16:42:14.686
7 -	30.813	20.430	51.243	84.86	0.470	16:43:05.929
8 -	30.502	20.271	50.773 (1)	85.64		16:43:56.702
9 -	30.375	20.705	51.080	85.13	0.307	16:44:47.782

P10 168 C		Aaron DALRYMPLE		YAMAHA R6 - Team Blumpkin Racing		
IDEAL LAP TIME : 50.714		BEST LAP TIME : 50.928		DIFFERENCE : 0.214		
LAP	SECTOR 1	SECTOR 2	LAP TIME	MPH	DIFF	TIME OF DAY
1 -		20.824	58.869	73.86	7.941	16:37:57.962
2 -	31.180	20.632	51.812	83.93	0.884	16:38:49.774
3 -	31.116	20.502	51.618	84.24	0.690	16:39:41.392
4 -	30.702	20.395	51.097 (3)	85.10	0.169	16:40:32.489
5 -	30.867	20.262	51.129	85.05	0.201	16:41:23.618
6 -	30.504	20.486	50.990 (2)	85.28	0.062	16:42:14.608
7 -	30.795	20.440	51.235	84.87	0.307	16:43:05.843
8 -	30.900	20.393	51.293	84.77	0.365	16:43:57.136
9 -	30.452	20.476	50.928 (1)	85.38		16:44:48.064

P11 212		Matt PALLETT		Yamaha R6 - BDA Chartered Architects		
IDEAL LAP TIME : 50.709		BEST LAP TIME : 50.709		DIFFERENCE : 0.000		
LAP	SECTOR 1	SECTOR 2	LAP TIME	MPH	DIFF	TIME OF DAY
1 -		21.045	59.542	73.03	8.833	16:37:58.635
2 -	31.186	20.812	51.998	83.63	1.289	16:38:50.633
3 -	31.091	20.452	51.543	84.36	0.834	16:39:42.176
4 -	30.951	20.753	51.704	84.10	0.995	16:40:33.880
5 -	30.948	20.886	51.834	83.89	1.125	16:41:25.714
6 -	31.588	20.622	52.210	83.29	1.501	16:42:17.924
7 -	30.678	20.478	51.156 (2)	85.00	0.447	16:43:09.080
8 -	30.636	20.540	51.176 (3)	84.97	0.467	16:44:00.256
9 -	30.389	20.320	50.709 (1)	85.75		16:44:50.965

P12 91 C		Sam HIRST		Kawasaki 636 - Team Valley Racing		
IDEAL LAP TIME : 51.027		BEST LAP TIME : 51.027		DIFFERENCE : 0.000		
LAP	SECTOR 1	SECTOR 2	LAP TIME	MPH	DIFF	TIME OF DAY
1 -		21.040	59.272	73.36	8.245	16:37:58.365
2 -	31.260	21.357	52.617	82.64	1.590	16:38:50.982
3 -	30.996	20.645	51.641	84.20	0.614	16:39:42.623
4 -	30.741	20.949	51.690	84.12	0.663	16:40:34.313
5 -	31.341	21.425	52.766	82.41	1.739	16:41:27.079
6 -	31.006	20.891	51.897	83.79	0.870	16:42:18.976
7 -	30.696	20.600	51.296 (3)	84.77	0.269	16:43:10.272
8 -	30.606	20.676	51.282 (2)	84.79	0.255	16:44:01.554
9 -	30.551	20.476	51.027 (1)	85.22		16:44:52.581

BMCRC - MRO Championships 2023 - Rnd 1 @ Brands Hatch Indy

DART Motorsport MRO 600 inc Clubman 600 & GP2/EVO

RACE 19 - SECTOR ANALYSIS



SECTOR 1 = FL to I1, SECTOR 2 = I1 to FL, DIFF = Difference To Personal Best Lap, P = Crossed Finish Line in Pit Lane, D = Time Disallowed

P13 3		Joey LAMB DEN		Kawasaki ZX600 RBF -		
IDEAL LAP TIME : 50.809		BEST LAP TIME : 51.040		DIFFERENCE : 0.231		
LAP	SECTOR 1	SECTOR 2	LAP TIME	MPH	DIFF	TIME OF DAY
1 -		21.518	1:00.898	71.40	9.858	16:37:59.991
2 -	31.371	20.542	51.913	83.76	0.873	16:38:51.904
3 -	30.776	20.264	51.040 (1)	85.19		16:39:42.944
4 -	30.774	20.932	51.706	84.10	0.666	16:40:34.650
5 -	31.120	21.201	52.321	83.11	1.281	16:41:26.971
6 -	31.524	20.658	52.182	83.33	1.142	16:42:19.153
7 -	31.162	20.238	51.400	84.60	0.360	16:43:10.553
8 -	30.571	20.493	51.064 (2)	85.15	0.024	16:44:01.617
9 -	30.812	20.291	51.103 (3)	85.09	0.063	16:44:52.720

P14 71		Oliver MACRAE		- EPS PUMPS		
IDEAL LAP TIME : 51.431		BEST LAP TIME : 51.731		DIFFERENCE : 0.300		
LAP	SECTOR 1	SECTOR 2	LAP TIME	MPH	DIFF	TIME OF DAY
1 -		20.743	57.793	75.24	6.062	16:37:56.886
2 -	31.341	20.580	51.921 (3)	83.75	0.190	16:38:48.807
3 -	31.637	20.625	52.262	83.20	0.531	16:39:41.069
4 -	31.856	20.774	52.630	82.62	0.899	16:40:33.699
5 -	31.689	21.160	52.849	82.28	1.118	16:41:26.548
6 -	31.477	20.734	52.211	83.28	0.480	16:42:18.759
7 -	31.746	20.368	52.114	83.44	0.383	16:43:10.873
8 -	31.248	20.572	51.820 (2)	83.91	0.089	16:44:02.693
9 -	31.063	20.668	51.731 (1)	84.06		16:44:54.424

P15 80		Morgan CREASEY		Yamaha R6 - Warics Ltd		
IDEAL LAP TIME : 51.442		BEST LAP TIME : 51.483		DIFFERENCE : 0.041		
LAP	SECTOR 1	SECTOR 2	LAP TIME	MPH	DIFF	TIME OF DAY
1 -		21.089	58.578	74.23	7.095	16:37:57.671
2 -	31.787	20.903	52.690	82.53	1.207	16:38:50.361
3 -	30.965	20.683	51.648 (2)	84.19	0.165	16:39:42.009
4 -	31.242	20.783	52.025	83.58	0.542	16:40:34.034
5 -	31.402	21.575	52.977	82.08	1.494	16:41:27.011
6 -	31.651	20.776	52.427	82.94	0.944	16:42:19.438
7 -	31.314	20.554	51.868	83.83	0.385	16:43:11.306
8 -	30.941	20.828	51.769 (3)	84.00	0.286	16:44:03.075
9 -	30.888	20.595	51.483 (1)	84.46		16:44:54.558

P16 661 EVO		Cameron HARRIS		Triumph 675R - Harris / Tony Scott Motorsport		
IDEAL LAP TIME : 50.507		BEST LAP TIME : 50.644		DIFFERENCE : 0.137		
LAP	SECTOR 1	SECTOR 2	LAP TIME	MPH	DIFF	TIME OF DAY
1 -		20.510	56.783	76.58	6.139	16:37:55.876
2 -	30.481	20.326	50.807 (2)	85.59	0.163	16:38:46.683
3 -	30.186	20.684	50.870 (3)	85.48	0.226	16:39:37.553
4 -	30.181	20.463	50.644 (1)	85.86		16:40:28.197
5 -	30.767	20.734	51.501	84.43	0.857	16:41:19.698
6 -	30.677	20.958	51.635	84.21	0.991	16:42:11.333
7 -	30.691	20.900	51.591	84.28	0.947	16:43:02.924
8 -	31.085	20.717	51.802	83.94	1.158	16:43:54.726
9 -	31.159	20.980	52.139	83.40	1.495	16:44:46.865

BMCRC - MRO Championships 2023 - Rnd 1 @ Brands Hatch Indy

DART Motorsport MRO 600 inc Clubman 600 & GP2/EVO

RACE 19 - SECTOR ANALYSIS



SECTOR 1 = FL to I1, SECTOR 2 = I1 to FL, DIFF = Difference To Personal Best Lap, P = Crossed Finish Line in Pit Lane, D = Time Disallowed

P17 49 EVO		Luke WALLINGTON		Triumph 765 DAYTONA - Elmech Racing			
IDEAL LAP TIME : 51.383		BEST LAP TIME : 51.383		DIFFERENCE : 0.000			
LAP	SECTOR 1	SECTOR 2	LAP TIME	MPH	DIFF	TIME OF DAY	
1 -		21.695	1:00.930	71.36	9.547	16:38:00.023	
2 -	32.005	21.101	53.106	81.88	1.723	16:38:53.129	
3 -	31.698	20.832	52.530	82.78	1.147	16:39:45.659	
4 -	31.555	20.751	52.306	83.13	0.923	16:40:37.965	
5 -	31.492	21.112	52.604	82.66	1.221	16:41:30.569	
6 -	31.666	20.582	52.248 (3)	83.23	0.865	16:42:22.817	
7 -	31.569	20.890	52.459	82.89	1.076	16:43:15.276	
8 -	31.012	20.608	51.620 (2)	84.24	0.237	16:44:06.896	
9 -	30.899	20.484	51.383 (1)	84.63		16:44:58.279	

P18 35		Kai DICKINSON		Kawasaki ZX636 -			
IDEAL LAP TIME : 51.650		BEST LAP TIME : 51.783		DIFFERENCE : 0.133			
LAP	SECTOR 1	SECTOR 2	LAP TIME	MPH	DIFF	TIME OF DAY	
1 -		21.362	1:00.418	71.97	8.635	16:37:59.511	
2 -	32.082	21.239	53.321	81.55	1.538	16:38:52.832	
3 -	31.421	21.143	52.564	82.72	0.781	16:39:45.396	
4 -	31.294	21.018	52.312	83.12	0.529	16:40:37.708	
5 -	31.422	21.100	52.522	82.79	0.739	16:41:30.230	
6 -	31.385	20.993	52.378	83.02	0.595	16:42:22.608	
7 -	31.246	20.749	51.995 (3)	83.63	0.212	16:43:14.603	
8 -	30.998	20.950	51.948 (2)	83.71	0.165	16:44:06.551	
9 -	30.901	20.882	51.783 (1)	83.97		16:44:58.334	

P19 95		Grant ROBERTSON		Kawasaki ZX6R -			
IDEAL LAP TIME : 51.779		BEST LAP TIME : 51.835		DIFFERENCE : 0.056			
LAP	SECTOR 1	SECTOR 2	LAP TIME	MPH	DIFF	TIME OF DAY	
1 -		21.770	1:01.394	70.83	9.559	16:38:00.487	
2 -	31.702	20.821	52.523	82.79	0.688	16:38:53.010	
3 -	31.573	20.891	52.464	82.88	0.629	16:39:45.474	
4 -	31.463	20.906	52.369	83.03	0.534	16:40:37.843	
5 -	31.484	21.311	52.795	82.36	0.960	16:41:30.638	
6 -	32.103	20.817	52.920	82.17	1.085	16:42:23.558	
7 -	31.634	20.657	52.291 (3)	83.16	0.456	16:43:15.849	
8 -	31.428	20.508	51.936 (2)	83.73	0.101	16:44:07.785	
9 -	31.271	20.564	51.835 (1)	83.89		16:44:59.620	

P20 31		Dylan MELLOR		Kawasaki ZX6-R - BDS Motorcycles			
IDEAL LAP TIME : 51.531		BEST LAP TIME : 51.531		DIFFERENCE : 0.000			
LAP	SECTOR 1	SECTOR 2	LAP TIME	MPH	DIFF	TIME OF DAY	
1 -		21.893	1:01.640	70.54	10.109	16:38:00.733	
2 -	31.723	20.878	52.601	82.67	1.070	16:38:53.334	
3 -	31.810	20.691	52.501	82.82	0.970	16:39:45.835	
4 -	31.724	20.747	52.471	82.87	0.940	16:40:38.306	
5 -	31.342	20.823	52.165 (2)	83.36	0.634	16:41:30.471	
6 -	31.309	20.986	52.295 (3)	83.15	0.764	16:42:22.766	
7 -	31.228	21.387	52.615	82.64	1.084	16:43:15.381	
8 -	31.190	21.876	53.066	81.94	1.535	16:44:08.447	
9 -	30.890	20.641	51.531 (1)	84.38		16:44:59.978	

BMCRC - MRO Championships 2023 - Rnd 1 @ Brands Hatch Indy

DART Motorsport MRO 600 inc Clubman 600 & GP2/EVO

RACE 19 - SECTOR ANALYSIS



SECTOR 1 = FL to I1, SECTOR 2 = I1 to FL, DIFF = Difference To Personal Best Lap, P = Crossed Finish Line in Pit Lane, D = Time Disallowed

P21 441		Jack SMITH		Kawasaki NINJA 636 - Woodland environmental services			
IDEAL LAP TIME : 51.693		BEST LAP TIME : 51.693		DIFFERENCE : 0.000			
LAP	SECTOR 1	SECTOR 2	LAP TIME	MPH	DIFF	TIME OF DAY	
1 -		21.734	1:01.906	70.24	10.213	16:38:00.999	
2 -	32.392	20.502	52.894	82.21	1.201	16:38:53.893	
3 -	31.776	20.564	52.340	83.08	0.647	16:39:46.233	
4 -	32.143	20.648	52.791	82.37	1.098	16:40:39.024	
5 -	32.272	20.645	52.917	82.17	1.224	16:41:31.941	
6 -	31.893	20.623	52.516	82.80	0.823	16:42:24.457	
7 -	31.752	20.545	52.297 (3)	83.15	0.604	16:43:16.754	
8 -	31.446	20.460	51.906 (2)	83.77	0.213	16:44:08.660	
9 -	31.293	20.400	51.693 (1)	84.12		16:45:00.353	

P22 96		Jack KIRSCH		- RD Racing			
IDEAL LAP TIME : 51.724		BEST LAP TIME : 51.781		DIFFERENCE : 0.057			
LAP	SECTOR 1	SECTOR 2	LAP TIME	MPH	DIFF	TIME OF DAY	
1 -		21.971	1:01.418	70.80	9.637	16:38:00.511	
2 -	32.212	21.031	53.243	81.67	1.462	16:38:53.754	
3 -	31.959	21.247	53.206	81.73	1.425	16:39:46.960	
4 -	31.614	21.234	52.848	82.28	1.067	16:40:39.808	
5 -	31.630	21.031	52.661	82.57	0.880	16:41:32.469	
6 -	32.064	20.981	53.045	81.97	1.264	16:42:25.514	
7 -	31.311	20.861	52.172 (3)	83.35	0.391	16:43:17.686	
8 -	31.194	20.587	51.781 (1)	83.98		16:44:09.467	
9 -	31.137	20.761	51.898 (2)	83.79	0.117	16:45:01.365	

P23 22 C		Toby TRUNDLE		Yamaha R6 - Harris Motorcycles - Harlow			
IDEAL LAP TIME : 52.067		BEST LAP TIME : 52.162		DIFFERENCE : 0.095			
LAP	SECTOR 1	SECTOR 2	LAP TIME	MPH	DIFF	TIME OF DAY	
1 -		22.002	1:02.988	69.03	10.826	16:38:02.081	
2 -	32.599	21.089	53.688	80.99	1.526	16:38:55.769	
3 -	31.939	20.950	52.889	82.22	0.727	16:39:48.658	
4 -	31.790	21.052	52.842	82.29	0.680	16:40:41.500	
5 -	31.834	20.727	52.561 (3)	82.73	0.399	16:41:34.061	
6 -	31.989	21.049	53.038	81.99	0.876	16:42:27.099	
7 -	31.383	20.779	52.162 (1)	83.36		16:43:19.261	
8 -	31.658	20.684	52.342 (2)	83.08	0.180	16:44:11.603	
9 -	31.653	20.930	52.583	82.69	0.421	16:45:04.186	

P24 85 C		James ROBINSON		Yamaha R6 - claire palastanga ceramics			
IDEAL LAP TIME : 52.582		BEST LAP TIME : 52.603		DIFFERENCE : 0.021			
LAP	SECTOR 1	SECTOR 2	LAP TIME	MPH	DIFF	TIME OF DAY	
1 -		21.853	1:02.305	69.79	9.702	16:38:01.398	
2 -	32.422	21.135	53.557	81.19	0.954	16:38:54.955	
3 -	31.607	21.379	52.986 (2)	82.07	0.383	16:39:47.941	
4 -	31.750	21.421	53.171 (3)	81.78	0.568	16:40:41.112	
5 -	31.447	21.156	52.603 (1)	82.66		16:41:33.715	
6 -	31.893	21.752	53.645	81.06	1.042	16:42:27.360	
7 -	31.855	21.634	53.489	81.29	0.886	16:43:20.849	
8 -	32.226	21.678	53.904	80.67	1.301	16:44:14.753	
9 -	32.023	22.532	54.555	79.71	1.952	16:45:09.308	

BMCRC - MRO Championships 2023 - Rnd 1 @ Brands Hatch Indy

DART Motorsport MRO 600 inc Clubman 600 & GP2/EVO

RACE 19 - SECTOR ANALYSIS



SECTOR 1 = FL to I1, SECTOR 2 = I1 to FL, DIFF = Difference To Personal Best Lap, P = Crossed Finish Line in Pit Lane, D = Time Disallowed

P25 81 C		Fred McMULLAN		Kawasaki ZX636 - Orwell Motorcycles ipswich		
IDEAL LAP TIME : 53.888		BEST LAP TIME : 54.078		DIFFERENCE : 0.190		
LAP	SECTOR 1	SECTOR 2	LAP TIME	MPH	DIFF	TIME OF DAY
1 -		22.573	1:03.700	68.26	9.622	16:38:02.793
2 -	33.431	21.549	54.980	79.09	0.902	16:38:57.773
3 -	32.666	21.668	54.334 (3)	80.03	0.256	16:39:52.107
4 -	32.610	21.673	54.283 (2)	80.10	0.205	16:40:46.390
5 -	32.871	21.501	54.372	79.97	0.294	16:41:40.762
6 -	32.884	21.562	54.446	79.87	0.368	16:42:35.208
7 -	33.429	21.480	54.909	79.19	0.831	16:43:30.117
8 -	32.800	21.278	54.078 (1)	80.41		16:44:24.195

P26 888 C		Brandon WRIGHT		Yamaha R6 - 888 Vapour		
IDEAL LAP TIME : 54.248		BEST LAP TIME : 54.547		DIFFERENCE : 0.299		
LAP	SECTOR 1	SECTOR 2	LAP TIME	MPH	DIFF	TIME OF DAY
1 -		22.524	1:03.341	68.65	8.794	16:38:02.434
2 -	33.630	21.606	55.236	78.72	0.689	16:38:57.670
3 -	33.632	21.524	55.156	78.84	0.609	16:39:52.826
4 -	32.925	21.622	54.547 (1)	79.72		16:40:47.373
5 -	33.384	21.661	55.045	79.00	0.498	16:41:42.418
6 -	33.508	21.433	54.941 (2)	79.15	0.394	16:42:37.359
7 -	33.612	21.710	55.322	78.60	0.775	16:43:32.681
8 -	33.622	21.323	54.945 (3)	79.14	0.398	16:44:27.626

P27 14 C		Jack MUIR		Kawasaki ZX636 -		
IDEAL LAP TIME : 52.947		BEST LAP TIME : 53.065		DIFFERENCE : 0.118		
LAP	SECTOR 1	SECTOR 2	LAP TIME	MPH	DIFF	TIME OF DAY
1 -		22.795	1:05.325	66.56	12.260	16:38:04.418
2 -	34.578	22.153	56.731	76.65	3.666	16:39:01.149
3 -	33.471	21.549	55.020	79.03	1.955	16:39:56.169
4 -	33.585	21.596	55.181	78.80	2.116	16:40:51.350
5 -	32.984	21.716	54.700 (3)	79.49	1.635	16:41:46.050
6 -	32.599	21.258	53.857 (2)	80.74	0.792	16:42:39.907
7 -	32.801	22.599	55.400	78.49	2.335	16:43:35.307
8 -	31.689	21.376	53.065 (1)	81.94		16:44:28.372

P28 129 C		David JAMES		Yamaha R6 -		
IDEAL LAP TIME : 55.417		BEST LAP TIME : 55.462		DIFFERENCE : 0.045		
LAP	SECTOR 1	SECTOR 2	LAP TIME	MPH	DIFF	TIME OF DAY
1 -		22.826	1:04.240	67.69	8.778	16:38:03.333
2 -	33.538	22.199	55.737	78.02	0.275	16:38:59.070
3 -	33.287	22.175	55.462 (1)	78.40		16:39:54.532
4 -	33.242	22.329	55.571 (2)	78.25	0.109	16:40:50.103
5 -	33.437	22.448	55.885	77.81	0.423	16:41:45.988
6 -	34.065	22.560	56.625	76.79	1.163	16:42:42.613
7 -	33.340	22.372	55.712 (3)	78.05	0.250	16:43:38.325
8 -	34.223	22.256	56.479	76.99	1.017	16:44:34.804

P29 58 C		Paul NICHOLAS		Yamaha YZF R6 - RL consultancy services LTD		
IDEAL LAP TIME : 54.638		BEST LAP TIME : 54.955		DIFFERENCE : 0.317		
LAP	SECTOR 1	SECTOR 2	LAP TIME	MPH	DIFF	TIME OF DAY
1 -		26.850	1:06.748	65.14	11.793	16:38:05.841
2 -	33.058	21.897	54.955 (1)	79.13		16:39:00.796
3 -	42.664	24.305	1:06.969	64.93	12.014	16:40:07.765
4 -	33.885	22.046	55.931	77.74	0.976	16:41:03.696
5 -	33.960	22.248	56.208	77.36	1.253	16:41:59.904
6 -	33.428	21.642	55.070 (2)	78.96	0.115	16:42:54.974
7 -	33.210	22.014	55.224 (3)	78.74	0.269	16:43:50.198
8 -	32.996	22.476	55.472	78.39	0.517	16:44:45.670

BMCRC - MRO Championships 2023 - Rnd 1 @ Brands Hatch Indy

DART Motorsport MRO 600 inc Clubman 600 & GP2/EVO

RACE 19 - SECTOR ANALYSIS



SECTOR 1 = FL to I1, SECTOR 2 = I1 to FL, DIFF = Difference To Personal Best Lap, P = Crossed Finish Line in Pit Lane, D = Time Disallowed

P30 27 C		Timothy PETTS		Triumph DAYTONA 675 -		
IDEAL LAP TIME : 56.481		BEST LAP TIME : 56.702		DIFFERENCE : 0.221		
LAP	SECTOR 1	SECTOR 2	LAP TIME	MPH	DIFF	TIME OF DAY
1 -		22.728	1:04.677	67.23	7.975	16:38:03.770
2 -	34.728	22.164	56.892 (2)	76.43	0.190	16:39:00.662
3 -	34.628	22.074	56.702 (1)	76.69		16:39:57.364
4 -	34.725	22.530	57.255	75.95	0.553	16:40:54.619
5 -	34.407	22.589	56.996 (3)	76.29	0.294	16:41:51.615
6 -	34.995	22.854	57.849	75.17	1.147	16:42:49.464
7 -	34.971	22.913	57.884	75.12	1.182	16:43:47.348
8 -	35.319	23.045	58.364	74.50	1.662	16:44:45.712

P31 39		Aaron MONK		Kawasaki NINJA 636 - flyaspitfire.co.uk		
IDEAL LAP TIME : 55.865		BEST LAP TIME : 56.198		DIFFERENCE : 0.333		
LAP	SECTOR 1	SECTOR 2	LAP TIME	MPH	DIFF	TIME OF DAY
1 -		24.038	1:09.241	62.80	13.043	16:38:08.334
2 -	35.871	23.204	59.075	73.61	2.877	16:39:07.409
3 -	35.209	23.016	58.225	74.68	2.027	16:40:05.634
4 -	34.796	22.752	57.548	75.56	1.350	16:41:03.182
5 -	34.338	21.860	56.198 (1)	77.38		16:41:59.380
6 -	34.023	22.434	56.457 (3)	77.02	0.259	16:42:55.837
7 -	34.641	22.321	56.962	76.34	0.764	16:43:52.799
8 -	34.005	22.267	56.272 (2)	77.27	0.074	16:44:49.071

P32 63 C		Robert BUSH		Suzuki GSXR 600 - Legacy Racing		
IDEAL LAP TIME : 1:02.004		BEST LAP TIME : 1:02.277		DIFFERENCE : 0.273		
LAP	SECTOR 1	SECTOR 2	LAP TIME	MPH	DIFF	TIME OF DAY
1 -		26.437	1:16.451	56.88	14.174	16:38:15.544
2 -	40.411	25.200	1:05.611	66.27	3.334	16:39:21.155
3 -	39.501	24.758	1:04.259	67.67	1.982	16:40:25.414
4 -	39.032	24.801	1:03.833	68.12	1.556	16:41:29.247
5 -	39.152	24.442	1:03.594 (3)	68.38	1.317	16:42:32.841
6 -	38.343	24.220	1:02.563 (2)	69.50	0.286	16:43:35.404
7 -	37.784	24.493	1:02.277 (1)	69.82		16:44:37.681

P33 184		David TWYFORD		Kawasaki ZX6R - MHP, IMP Racing		
IDEAL LAP TIME : 52.133		BEST LAP TIME : 52.133		DIFFERENCE : 0.000		
LAP	SECTOR 1	SECTOR 2	LAP TIME	MPH	DIFF	TIME OF DAY
1 -		IN PIT	2:11.371 P	33.10	1:19.238	16:39:10.464
2 -	OUTLAP	21.405	57.196	76.02	5.063	16:40:07.660
3 -	32.574	21.365	53.939 (3)	80.62	1.806	16:41:01.599
4 -	31.144	21.131	52.275 (2)	83.18	0.142	16:41:53.874
5 -	31.087	21.046	52.133 (1)	83.41		16:42:46.007

BMCRC - MRO Championships 2023 - Rnd 1 @ Brands Hatch Indy

DART Motorsport MRO 600 inc Clubman 600 & GP2/EVO

RACE 19 - BEST SECTORS

SECTOR 1			SECTOR 2			IDEAL / BEST COMPARISON						
POS	NO	NAME	TIME	NO	NAME	TIME	POS	NO	NAME	IDEAL	BEST	DIFF
									PERFECT LAP	48.296		
1	47	SEABRIGHT	28.746	47	SEABRIGHT	19.550	1	47	SEABRIGHT	48.296	48.388	0.092
2	7	ROSE	28.945	7	ROSE	19.592	2	7	ROSE	48.537	48.639	0.102
3	818	BARKER	29.763	818	BARKER	19.745	3	818	BARKER	49.508	49.508	0.000
4	128	HOARE	29.829	134	GILBERT	19.888	4	128	HOARE	49.816	49.869	0.053
5	36	FOWLE	29.840	128	HOARE	19.987	5	36	FOWLE	49.887	49.887	0.000
6	134	GILBERT	30.022	36	FOWLE	20.047	6	134	GILBERT	49.910	49.979	0.069
7	661	HARRIS	30.181	40	ROSS	20.062	7	40	ROSS	50.505	50.505	0.000
8	779	BRIAN	30.246	3	LAMBDEN	20.238	8	661	HARRIS	50.507	50.644	0.137
9	51	CLARKE	30.375	168	DALRYMPLE	20.262	9	51	CLARKE	50.646	50.773	0.127
10	212	PALLET	30.389	51	CLARKE	20.271	10	779	BRIAN	50.657	50.657	0.000
11	40	ROSS	30.443	212	PALLET	20.320	11	212	PALLET	50.709	50.709	0.000
12	168	DALRYMPLE	30.452	661	HARRIS	20.326	12	168	DALRYMPLE	50.714	50.928	0.214
13	91	HIRST	30.551	71	MACRAE	20.368	13	3	LAMBDEN	50.809	51.040	0.231
14	3	LAMBDEN	30.571	441	SMITH	20.400	14	91	HIRST	51.027	51.027	0.000
15	80	CREASEY	30.888	779	BRIAN	20.411	15	49	WALLINGTON	51.383	51.383	0.000
16	31	MELLOR	30.890	91	HIRST	20.476	16	71	MACRAE	51.431	51.731	0.300
17	49	WALLINGTON	30.899	49	WALLINGTON	20.484	17	80	CREASEY	51.442	51.483	0.041
18	35	DICKINSON	30.901	95	ROBERTSON	20.508	18	31	MELLOR	51.531	51.531	0.000
19	71	MACRAE	31.063	80	CREASEY	20.554	19	35	DICKINSON	51.650	51.783	0.133
20	184	TWYFORD	31.087	96	KIRSCH	20.587	20	441	SMITH	51.693	51.693	0.000
21	96	KIRSCH	31.137	31	MELLOR	20.641	21	96	KIRSCH	51.724	51.781	0.057
22	95	ROBERTSON	31.271	22	TRUNDLE	20.684	22	95	ROBERTSON	51.779	51.835	0.056
23	441	SMITH	31.293	35	DICKINSON	20.749	23	22	TRUNDLE	52.067	52.162	0.095
24	22	TRUNDLE	31.383	184	TWYFORD	21.046	24	184	TWYFORD	52.133	52.133	0.000
25	85	ROBINSON	31.447	85	ROBINSON	21.135	25	85	ROBINSON	52.582	52.603	0.021
26	14	MUIR	31.689	14	MUIR	21.258	26	14	MUIR	52.947	53.065	0.118
27	81	McMULLAN	32.610	81	McMULLAN	21.278	27	81	McMULLAN	53.888	54.078	0.190
28	888	WRIGHT	32.925	888	WRIGHT	21.323	28	888	WRIGHT	54.248	54.547	0.299
29	58	NICHOLAS	32.996	58	NICHOLAS	21.642	29	58	NICHOLAS	54.638	54.955	0.317
30	129	JAMES	33.242	39	MONK	21.860	30	129	JAMES	55.417	55.462	0.045
31	39	MONK	34.005	27	PETTS	22.074	31	39	MONK	55.865	56.198	0.333
32	27	PETTS	34.407	129	JAMES	22.175	32	27	PETTS	56.481	56.702	0.221
33	63	BUSH	37.784	63	BUSH	24.220	33	63	BUSH	1:02.004	1:02.277	0.273

BMCRC - MRO Championships 2023 - Rnd 1 @ Brands Hatch Indy

DART Motorsport MRO 600 inc Clubman 600 & GP2/EVO

RACE 19 - STATISTICS

Competitors Started	33
Planned Start	2023-03-11 @ 17:00:00.000
Actual Start	2023-03-11 @ 16:36:59.092
Finish Time	2023-03-11 @ 16:44:24.006
Track Length	1.2079mi.
Total Laps	284
Total Distance Covered	343.0565mi.

Session Fastest Lap History

NO	CL	NAME	LAP TIME	TIME OF DAY	LAP	VEHICLE
7		Taylor ROSE	49.330	16:38:42.066	2	Yamaha R6
47		Fenton SEABRIGHT	49.054	16:38:42.715	2	Yamaha R6
7		Taylor ROSE	48.911	16:39:30.977	3	Yamaha R6
47		Fenton SEABRIGHT	48.909	16:39:31.625	3	Yamaha R6
7		Taylor ROSE	48.891	16:40:19.869	4	Yamaha R6
47		Fenton SEABRIGHT	48.621	16:40:20.246	4	Yamaha R6
47		Fenton SEABRIGHT	48.388	16:41:08.633	5	Yamaha R6

Session Leader History

NO	CL	NAME	FROM LAP	LAPS LED	DISTANCE	VEHICLE
7		Taylor ROSE	1	9	10.87 miles	Yamaha R6

Flag History

TYPE	TIME OF DAY
GREEN	16:36:59.092
FINISH	16:44:24.006

Flag Statistics

TYPE	COUNT	TOTAL LAPS	TOTAL TIME
Green	1	9	8:18.666
Red	0	0	0.000
Safety Car	0	0	0.000
FCY	0	0	0.000

BMCRC - MRO Championships 2023 - Rnd 1 @ Brands Hatch Indy

DART Motorsport MRO 600 inc Clubman 600 & GP2/EVO

RACE 19 - STATISTICS

CLASS :

18 Starters

Fastest Lap History

NO	NAME	LAP TIME	TIME OF DAY	LAP	VEHICLE
7	Taylor ROSE	49.330	16:38:42.066	2	Yamaha R6
47	Fenton SEABRIGHT	49.054	16:38:42.715	2	Yamaha R6
7	Taylor ROSE	48.911	16:39:30.977	3	Yamaha R6
47	Fenton SEABRIGHT	48.909	16:39:31.625	3	Yamaha R6
7	Taylor ROSE	48.891	16:40:19.869	4	Yamaha R6
47	Fenton SEABRIGHT	48.621	16:40:20.246	4	Yamaha R6
47	Fenton SEABRIGHT	48.388	16:41:08.633	5	Yamaha R6

Leader History

NO	NAME	FROM LAP	LAPS LED	DISTANCE	VEHICLE
7	Taylor ROSE	1	9	10.87 miles	Yamaha R6

BMCRC - MRO Championships 2023 - Rnd 1 @ Brands Hatch Indy

DART Motorsport MRO 600 inc Clubman 600 & GP2/EVO

RACE 19 - STATISTICS

CLASS : C

13 Starters

Fastest Lap History

NO	NAME	LAP TIME	TIME OF DAY	LAP	VEHICLE
779	Terry BRIAN	51.600	16:38:47.978	2	Yamaha R6
779	Terry BRIAN	51.425	16:39:39.402	3	Yamaha R6
40	Henry ROSS	51.162	16:40:31.813	4	Yamaha R6
168	Aaron DALRYMPLE	51.097	16:40:32.495	4	YAMAHA R6
40	Henry ROSS	50.749	16:42:13.761	6	Yamaha R6
40	Henry ROSS	50.505	16:43:55.050	8	Yamaha R6

Leader History

NO	NAME	FROM LAP	LAPS LED	DISTANCE	VEHICLE
779	Terry BRIAN	1	5	6.03 miles	Yamaha R6
40	Henry ROSS	6	4	4.83 miles	Yamaha R6

BMCRC - MRO Championships 2023 - Rnd 1 @ Brands Hatch Indy

DART Motorsport MRO 600 inc Clubman 600 & GP2/EVO

RACE 19 - STATISTICS

CLASS : EVO

2 Starters

Fastest Lap History

NO	NAME	LAP TIME	TIME OF DAY	LAP	VEHICLE
661	Cameron HARRIS	50.807	16:38:46.691	2	Triumph 675R
661	Cameron HARRIS	50.644	16:40:28.197	4	Triumph 675R

Leader History

NO	NAME	FROM LAP	LAPS LED	DISTANCE	VEHICLE
661	Cameron HARRIS	1	9	10.87 miles	Triumph 675R

BMCRC - MRO Championships 2023 - Rnd 1 @ Brands Hatch Indy



DART Motorsport MRO 600 inc Clubman 600 & GP2/EVO

RACE 9 - GRID (11 Laps)

ROW 12	36		35	23 Joe ELLIS	34	221 Matt VENN
ROW 11		1:02.277	33	63 Robert BUSH	32	56.702 27 Timothy PETTS
					31	56.198 39 Aaron MONK
ROW 10		55.462	30	129 David JAMES	29	54.955 58 Paul NICHOLAS
					28	54.547 888 Brandon WRIGHT
ROW 9		54.078	27	81 Fred McMULLAN	26	53.065 14 Jack MUIR
					25	52.603 85 James ROBINSON
ROW 8		52.162	24	22 Toby TRUNDLE	23	52.133 184 David TWYFORD
					22	51.835 95 Grant ROBERTSON
ROW 7		51.783	21	35 Kai DICKINSON	20	51.781 96 Jack KIRSCH
					19	51.731 71 Oliver MACRAE
ROW 6		51.693	18	441 Jack SMITH	17	51.531 31 Dylan MELLOR
					16	51.483 80 Morgan CREASEY
ROW 5		51.383	15	49 Luke WALLINGTON	14	51.040 3 Joey LAMB DEN
					13	51.027 91 Sam HIRST
ROW 4		50.928	12	168 Aaron DALRYMPLE	11	50.773 51 Ross CLARKE
					10	50.709 212 Matt PALLETT
ROW 3		50.657	9	779 Terry BRIAN	8	50.644 661 Cameron HARRIS
					7	50.505 40 Henry ROSS
ROW 2		49.979	6	134 Donald GILBERT	5	49.887 36 Harry FOWLE
					4	49.869 128 Kelvin HOARE
ROW 1		49.508	3	818 Alex BARKER	2	48.639 7 Taylor ROSE
					1	48.388 47 Fenton SEABRIGHT
Pole						

Brands Hatch Indy: 1.2079 miles

These results are provisional until the conclusion of any judicial and technical matters.

Clerk Of Course :	Stewards :	Timekeeper : <i>Craig Smith</i>
-------------------	------------	------------------------------------

Results can be found at www.tsl-timing.com

Printed - 16:47 Saturday, 11 March 2023



BMCRC - MRO Championships 2023 - Rnd 1 @ Brands Hatch Indy



DART Motorsport MRO 600 inc Clubman 600 & GP2/EVO

RACE 9 - CLASSIFICATION

POS	NO	CL	PIC NAME	ENTRY	LAPS	TIME	GAP	DIFF	MPH	BEST	ON
1	7		1 Taylor ROSE	Yamaha R6 - Verkada	6	4:58.145			87.51	48.490	5
2	47		2 Fenton SEABRIGHT	Yamaha R6 - FHS Racing	6	4:58.223	0.078	0.078	87.49	48.485	6
3	36		3 Harry FOWLE	Yamaha R6 - HF Refinishing/ ELP Racing	6	5:06.092	7.947	7.869	85.24	49.821	6
4	818		4 Alex BARKER	Yamaha R6 - Barker Woodrow LTD & Foundry Tyre	6	5:06.458	8.313	0.366	85.13	49.787	5
5	128		5 Kelvin HOARE	Yamaha R6 - Southern and Country Roofing Ltd	6	5:06.746	8.601	0.288	85.05	49.630	6
6	134		6 Donald GILBERT	Kawasaki ZX6R - S and N tyres	6	5:07.148	9.003	0.402	84.94	49.509	6
7	40	C	1 Henry ROSS	Yamaha R6 -	6	5:12.719	14.574	5.571	83.43	50.743	4
8	779	C	2 Terry BRIAN	Yamaha R6 - Two Techs Renault Specialist	6	5:13.294	15.149	0.575	83.28	50.711	3
9	51		7 Ross CLARKE	Kawasaki ZX600RR - Ross clarke Farriery	6	5:13.675	15.530	0.381	83.18	50.065	6
10	212		8 Matt PALLETT	Yamaha R6 - BDA Chartered Architects	6	5:16.345	18.200	2.670	82.47	50.693	6
11	3		9 Joey LAMB DEN	Kawasaki ZX600 RBF -	6	5:18.057	19.912	1.712	82.03	51.049	4
12	49	EVO	1 Luke WALLINGTON	Triumph 765 DAYTONA - Elmech Racing	6	5:18.155	20.010	0.098	82.00	51.297	3
13	91	C	3 Sam HIRST	Kawasaki 636 - Team Valley Racing	6	5:18.178	20.033	0.023	82.00	51.727	3
14	80		10 Morgan CREASEY	Yamaha R6 - Warics Ltd	6	5:18.363	20.218	0.185	81.95	51.673	4
15	661	EVO	2 Cameron HARRIS	Triumph 675R - Harris / Tony Scott Motorsport	6	5:18.538	20.393	0.175	81.91	51.557	3
16	95		11 Grant ROBERTSON	Kawasaki ZX6R -	6	5:20.675	22.530	2.137	81.36	51.741	5
17	31		12 Dylan MELLOR	Kawasaki ZX6-R - BDS Motorcycles	6	5:21.158	23.013	0.483	81.24	51.859	5
18	96		13 Jack KIRSCH	- RD Racing	6	5:21.232	23.087	0.074	81.22	51.459	5
19	35		14 Kai DICKINSON	Kawasaki ZX636 -	6	5:24.066	25.921	2.834	80.51	52.100	5
20	22	C	4 Toby TRUNDLE	Yamaha R6 - Harris Motorcycles - Harlow	6	5:24.461	26.316	0.395	80.41	52.374	5
21	441		15 Jack SMITH	Kawasaki NINJA 636 - Woodland environmental ser	6	5:24.711	26.566	0.250	80.35	51.963	5
22	85	C	5 James ROBINSON	Yamaha R6 - claire palastanga ceramics	6	5:25.795	27.650	1.084	80.08	52.258	4
23	81	C	6 Fred McMULLAN	Kawasaki ZX636 - Orwell Motorcycles ipswich	6	5:32.968	34.823	7.173	78.36	53.253	6
24	14	C	7 Jack MUIR	Kawasaki ZX636 -	6	5:33.866	35.721	0.898	78.14	53.561	6
25	58	C	8 Paul NICHOLAS	Yamaha YZF R6 - RL consultancy services LTD	6	5:34.536	36.391	0.670	77.99	53.502	5
26	888	C	9 Brandon WRIGHT	Yamaha R6 - 888 Vapour	6	5:36.837	38.692	2.301	77.46	54.311	5
27	129	C	10 David JAMES	Yamaha R6 -	5	4:47.861	1 Lap	1 Lap	75.53	55.403	5
28	39*		16 Aaron MONK	Kawasaki NINJA 636 - flyaspitfire.co.uk	5	4:51.715	1 Lap	3.854	74.53	55.776	5
29	27	C	11 Timothy PETTS	Triumph DAYTONA 675 -	5	4:52.315	1 Lap	0.600	74.38	55.845	4
30	63	C	12 Robert BUSH	Suzuki GSXR 600 - Legacy Racing	5	5:27.009	1 Lap	34.694	66.49	1:02.647	5

NOT CLASSIFIED

DNF	168	C	Aaron DALRYMPLE	YAMAHA R6 - Team Blumpkin Racing	6	5:18.811	20.666	0.000	81.84	51.088	5
DNF	184		David TWYFORD	Kawasaki ZX6R - MHP, IMP Racing	5	4:31.875	1 Lap	1 Lap	79.97	52.313	5

FASTEST LAP

47			Fenton SEABRIGHT	Yamaha R6 - FHS Racing	6	48.485		89.68 mph	144.34 kph
779	C		Terry BRIAN	Yamaha R6 - Two Techs Renault Specialist	3	50.711		85.75 mph	138.00 kph
49	EVO		Luke WALLINGTON	Triumph 765 DAYTONA - Elmech Racing	3	51.297		84.77 mph	136.42 kph

* No. 39 - Please fit a working transponder

Race stopped

Class - 92.5% of Race Speed = 80.94 mph
 Class C - 92.5% of Race Speed = 77.17 mph
 Class EVO - 92.5% of Race Speed = 75.85 mph

Red Flag (end of session): 12:38

Weather / Track : Cloudy / Dry

These results are provisional until the conclusion of any judicial and technical matters.

Race Distance: 6 Laps / 7.24 miles
 Brands Hatch Indy: 1.2079 miles
 Date: 12/03/2023 Start: 12:33 Finish: 12:38

Clerk Of Course :	Stewards :	Timekeeper : <i>Craig Smith</i>
-------------------	------------	------------------------------------

Results can be found at www.tsl-timing.com

Printed - 12:47 Sunday, 12 March 2023



BMCRC - MRO Championships 2023 - Rnd 1 @ Brands Hatch Indy

DART Motorsport MRO 600 inc Clubman 600 & GP2/EVO

RACE 9 - LAP CHART

LAP 1 @ 12:34:04.843

NO	BEHIND	LAP TIME
7		54.223
47	0.313	54.536
818	1.248	55.471
134	1.562	55.785
36	1.656	55.879
128	1.851	56.074
40	2.642	56.865
779	2.880	57.103
661	3.862	58.085
91	3.884	58.107
51	4.160	58.383
212	4.253	58.476
80	4.544	58.767
31	4.804	59.027
3	5.173	59.396
49	5.476	59.699
168	5.725	59.948
95	5.956	1:00.179
22	6.549	1:00.772
35	6.973	1:01.196
184	7.128	1:01.351
96	7.333	1:01.556
441	7.498	1:01.721
85	7.917	1:02.140
888	8.734	1:02.957
14	9.083	1:03.306
81	9.433	1:03.656
58	9.785	1:04.008
129	10.609	1:04.832
39	11.827	1:06.050
27	12.164	1:06.387
63	19.986	1:14.209

LAP 2 @ 12:34:53.938

NO	BEHIND	LAP TIME
7		49.095
47	0.378	49.160
818	2.857	50.704
36	3.169	50.608
128	3.315	50.559
134	3.424	50.957
40	5.010	51.463
779	5.824	52.039
91	6.671	51.882
51	7.294	52.229
212	7.361	52.203
661	7.651	52.884
80	7.889	52.440
49	8.084	51.703
3	8.201	52.123
31	8.614	52.905
168	8.832	52.202
95	9.155	52.294
22	10.415	52.961
35	11.037	53.159
96	11.124	52.886
184	11.196	53.163
441	11.435	53.032
85	12.092	53.270
14	14.627	54.639
888	15.099	55.460
81	15.190	54.852
58	15.506	54.816

129	17.540	56.026
39	19.790	57.058
27	20.459	57.390
63	34.409	1:03.518

LAP 3 @ 12:35:42.768

NO	BEHIND	LAP TIME
7		48.830
47	0.388	48.840
36	4.277	49.938
818	4.505	50.478
128	4.816	50.331
134	4.884	50.290
40	7.029	50.849
779	7.705	50.711
91	9.568	51.727
212	9.624	51.093
51	9.687	51.223
661	10.378	51.557
49	10.551	51.297
80	11.109	52.050
3	11.286	51.915
31	11.971	52.187
168	12.388	52.386
95	12.703	52.378
22	13.960	52.375
96	14.182	51.888
35	14.652	52.445
184	14.683	52.317
441	14.862	52.257
85	15.938	52.676
14	20.210	54.413
81	20.399	54.039
58	20.719	54.043
888	21.469	55.200
129	24.595	55.885
39	27.834	56.874
27	28.242	56.613

LAP 4 @ 12:36:31.677

NO	BEHIND	LAP TIME
7		48.909
47	0.127	48.648
63	1 Lap	1:03.717
36	5.274	49.906
818	5.770	50.174
134	6.030	50.055
128	6.052	50.145
40	8.863	50.743
779	9.571	50.775
212	12.041	51.326
51	12.117	51.339
91	12.797	52.138
661	13.064	51.595
49	13.160	51.518
3	13.426	51.049
80	13.873	51.673
168	15.230	51.751
95	15.939	52.145
31	16.152	53.090
96	17.169	51.896
22	17.703	52.652
35	18.269	52.526
184	18.505	52.731
441	18.643	52.690

85	19.287	52.258
81	25.136	53.646
14	25.292	53.991
58	25.650	53.840
888	26.982	54.422
129	31.401	55.715
39	34.882	55.957
27	35.178	55.845

LAP 5 @ 12:37:20.167

NO	BEHIND	LAP TIME
7		48.490
47	0.191	48.554
36	6.724	49.940
818	7.067	49.787
128	7.569	50.007
134	8.092	50.552
40	12.349	51.976
779	12.524	51.443
51	14.063	50.436
63	1 Lap	1:02.918
212	16.105	52.554
91	16.384	52.077
3	16.624	51.688
661	16.701	52.127
49	16.762	52.092
80	17.105	51.722
168	17.828	51.088
95	19.190	51.741
31	19.521	51.859
96	20.138	51.459
22	21.587	52.374
35	21.879	52.100
441	22.116	51.963
184	22.328	52.313
85	23.330	52.533
81	30.168	53.522
58	30.662	53.502
14	30.758	53.956
888	32.803	54.311
129	38.314	55.403
39	42.168	55.776
27	42.768	56.080

LAP 6 @ 12:38:08.765

NO	BEHIND	LAP TIME
7		48.598
47	0.078	48.485
36	7.947	49.821
818	8.313	49.844
128	8.601	49.630
134	9.003	49.509
40	14.574	50.823
779	15.149	51.223
51	15.530	50.065
212	18.200	50.693
3	19.912	51.886
49	20.010	51.846
91	20.033	52.247
80	20.218	51.711
661	20.393	52.290
168	20.666	51.436
95	22.530	51.938
31	23.013	52.090
96	23.087	51.547

35	25.921	52.640
22	26.316	53.327
441	26.566	53.048
85	27.650	52.918
63	1 Lap	1:02.647
81	34.823	53.253
14	35.721	53.561
58	36.391	54.327
888	38.692	54.487

BMCRC - MRO Championships 2023 - Rnd 1 @ Brands Hatch Indy

DART Motorsport MRO 600 inc Clubman 600 & GP2/EVO

RACE 9 - POSITION CHART

No	Name	Lap Pos	Lap					
			1	2	3	4	5	6
47	SEABRIGHT	1	7	7	7	7	7	7
7	ROSE	2	47	47	47	47	47	47
818	BARKER	3	818	818	36	36	36	36
128	HOARE	4	134	36	818	818	818	818
36	FOWLE	5	36	128	128	134	128	128
134	GILBERT	6	128	134	134	128	134	134
40	ROSS	7	40	40	40	40	40	40
661	HARRIS	8	779	779	779	779	779	779
779	BRIAN	9	661	91	91	212	51	51
212	PALLET	10	91	51	212	51	212	212
51	CLARKE	11	51	212	51	91	91	3
168	DALRYMPLE	12	212	661	661	661	3	49
91	HIRST	13	80	80	49	49	661	91
3	LAMB DEN	14	31	49	80	3	49	80
49	WALLINGTON	15	3	3	3	80	80	661
80	CREASEY	16	49	31	31	168	168	168
31	MELLOR	17	168	168	168	95	95	95
441	SMITH	18	95	95	95	31	31	31
96	KIRSCH	19	22	22	22	96	96	96
35	DICKINSON	20	35	35	96	22	22	35
95	ROBERTSON	21	184	96	35	35	35	22
184	TWYFORD	22	96	184	184	184	441	441
22	TRUNDLE	23	441	441	441	441	184	85
85	ROBINSON	24	85	85	85	85	85	81
14	MUIR	25	888	14	14	81	81	14
81	McMULLAN	26	14	888	81	14	58	58
888	WRIGHT	27	81	81	58	58	14	888
58	NICHOLAS	28	58	58	888	888	888	
129	JAMES	29	129	129	129	129	129	
39	MONK	30	39	39	39	39	39	
27	PETTS	31	27	27	27	27	27	
63	BUSH	32	63	63	63	63	63	

BMCRC - MRO Championships 2023 - Rnd 1 @ Brands Hatch Indy

DART Motorsport MRO 600 inc Clubman 600 & GP2/EVO

RACE 9 - SECTOR ANALYSIS



SECTOR 1 = FL to I1, SECTOR 2 = I1 to FL, DIFF = Difference To Personal Best Lap, P = Crossed Finish Line in Pit Lane, D = Time Disallowed

P1 7		Taylor ROSE		Yamaha R6 - Verkada			
IDEAL LAP TIME : 48.490		BEST LAP TIME : 48.490		DIFFERENCE : 0.000			
LAP	SECTOR 1	SECTOR 2	LAP TIME	MPH	DIFF	TIME OF DAY	
1 -		19.969	54.223	80.19	5.733	12:34:04.843	
2 -	29.387	19.708	49.095	88.57	0.605	12:34:53.938	
3 -	29.051	19.779	48.830 (3)	89.05	0.340	12:35:42.768	
4 -	29.190	19.719	48.909	88.91	0.419	12:36:31.677	
5 -	28.980	19.510	48.490 (1)	89.68		12:37:20.167	
6 -	29.066	19.532	48.598 (2)	89.48	0.108	12:38:08.765	

P2 47		Fenton SEABRIGHT		Yamaha R6 - FHS Racing			
IDEAL LAP TIME : 48.466		BEST LAP TIME : 48.485		DIFFERENCE : 0.019			
LAP	SECTOR 1	SECTOR 2	LAP TIME	MPH	DIFF	TIME OF DAY	
1 -		19.920	54.536	79.73	6.051	12:34:05.156	
2 -	29.558	19.602	49.160	88.45	0.675	12:34:54.316	
3 -	29.230	19.610	48.840	89.03	0.355	12:35:43.156	
4 -	28.979	19.669	48.648 (3)	89.38	0.163	12:36:31.804	
5 -	29.054	19.500	48.554 (2)	89.56	0.069	12:37:20.358	
6 -	28.998	19.487	48.485 (1)	89.68		12:38:08.843	

P3 36		Harry FOWLE		Yamaha R6 - HF Refinishing/ ELP Racing			
IDEAL LAP TIME : 49.686		BEST LAP TIME : 49.821		DIFFERENCE : 0.135			
LAP	SECTOR 1	SECTOR 2	LAP TIME	MPH	DIFF	TIME OF DAY	
1 -		20.200	55.879	77.82	6.058	12:34:06.499	
2 -	30.746	19.862	50.608	85.92	0.787	12:34:57.107	
3 -	29.980	19.958	49.938 (3)	87.08	0.117	12:35:47.045	
4 -	29.905	20.001	49.906 (2)	87.13	0.085	12:36:36.951	
5 -	29.890	20.050	49.940	87.07	0.119	12:37:26.891	
6 -	29.824	19.997	49.821 (1)	87.28		12:38:16.712	

P4 818		Alex BARKER		Yamaha R6 - Barker Woodrow LTD & Foundry Tyres LTD			
IDEAL LAP TIME : 49.762		BEST LAP TIME : 49.787		DIFFERENCE : 0.025			
LAP	SECTOR 1	SECTOR 2	LAP TIME	MPH	DIFF	TIME OF DAY	
1 -		20.173	55.471	78.39	5.684	12:34:06.091	
2 -	30.656	20.048	50.704	85.76	0.917	12:34:56.795	
3 -	30.559	19.919	50.478	86.14	0.691	12:35:47.273	
4 -	30.233	19.941	50.174 (3)	86.67	0.387	12:36:37.447	
5 -	29.843	19.944	49.787 (1)	87.34		12:37:27.234	
6 -	29.908	19.936	49.844 (2)	87.24	0.057	12:38:17.078	

P5 128		Kelvin HOARE		Yamaha R6 - Southern and Country Roofing Ltd			
IDEAL LAP TIME : 49.630		BEST LAP TIME : 49.630		DIFFERENCE : 0.000			
LAP	SECTOR 1	SECTOR 2	LAP TIME	MPH	DIFF	TIME OF DAY	
1 -		20.059	56.074	77.55	6.444	12:34:06.694	
2 -	30.760	19.799	50.559	86.01	0.929	12:34:57.253	
3 -	30.403	19.928	50.331	86.40	0.701	12:35:47.584	
4 -	30.217	19.928	50.145 (3)	86.72	0.515	12:36:37.729	
5 -	30.105	19.902	50.007 (2)	86.95	0.377	12:37:27.736	
6 -	29.875	19.755	49.630 (1)	87.62		12:38:17.366	

P6 134		Donald GILBERT		Kawasaki ZX6R - S and N tyres			
IDEAL LAP TIME : 49.509		BEST LAP TIME : 49.509		DIFFERENCE : 0.000			
LAP	SECTOR 1	SECTOR 2	LAP TIME	MPH	DIFF	TIME OF DAY	
1 -		20.027	55.785	77.95	6.276	12:34:06.405	
2 -	31.154	19.803	50.957	85.33	1.448	12:34:57.362	
3 -	30.530	19.760	50.290 (3)	86.47	0.781	12:35:47.652	
4 -	30.369	19.686	50.055 (2)	86.87	0.546	12:36:37.707	
5 -	30.883	19.669	50.552	86.02	1.043	12:37:28.259	
6 -	29.995	19.514	49.509 (1)	87.83		12:38:17.768	

BMCRC - MRO Championships 2023 - Rnd 1 @ Brands Hatch Indy

DART Motorsport MRO 600 inc Clubman 600 & GP2/EVO

RACE 9 - SECTOR ANALYSIS



SECTOR 1 = FL to I1, SECTOR 2 = I1 to FL, DIFF = Difference To Personal Best Lap, P = Crossed Finish Line in Pit Lane, D = Time Disallowed

P7 40 C Henry ROSS		Yamaha R6 -				
IDEAL LAP TIME : 50.629		BEST LAP TIME : 50.743		DIFFERENCE : 0.114		
LAP	SECTOR 1	SECTOR 2	LAP TIME	MPH	DIFF	TIME OF DAY
1 -		20.381	56.865	76.47	6.122	12:34:07.485
2 -	31.169	20.294	51.463	84.49	0.720	12:34:58.948
3 -	30.700	20.149	50.849 (3)	85.51	0.106	12:35:49.797
4 -	30.731	20.012	50.743 (1)	85.69		12:36:40.540
5 -	30.822	21.154	51.976	83.66	1.233	12:37:32.516
6 -	30.617	20.206	50.823 (2)	85.56	0.080	12:38:23.339

P8 779 C Terry BRIAN		Yamaha R6 - Two Techs Renault Specialist				
IDEAL LAP TIME : 50.711		BEST LAP TIME : 50.711		DIFFERENCE : 0.000		
LAP	SECTOR 1	SECTOR 2	LAP TIME	MPH	DIFF	TIME OF DAY
1 -		20.475	57.103	76.15	6.392	12:34:07.723
2 -	31.645	20.394	52.039	83.56	1.328	12:34:59.762
3 -	30.451	20.260	50.711 (1)	85.75		12:35:50.473
4 -	30.511	20.264	50.775 (2)	85.64	0.064	12:36:41.248
5 -	30.558	20.885	51.443	84.53	0.732	12:37:32.691
6 -	30.852	20.371	51.223 (3)	84.89	0.512	12:38:23.914

P9 51 Ross CLARKE		Kawasaki ZX600RR - Ross clarke Farriery				
IDEAL LAP TIME : 50.065		BEST LAP TIME : 50.065		DIFFERENCE : 0.000		
LAP	SECTOR 1	SECTOR 2	LAP TIME	MPH	DIFF	TIME OF DAY
1 -		20.856	58.383	74.48	8.318	12:34:09.003
2 -	31.462	20.767	52.229	83.26	2.164	12:35:01.232
3 -	30.870	20.353	51.223 (3)	84.89	1.158	12:35:52.455
4 -	31.108	20.231	51.339	84.70	1.274	12:36:43.794
5 -	30.283	20.153	50.436 (2)	86.22	0.371	12:37:34.230
6 -	30.178	19.887	50.065 (1)	86.85		12:38:24.295

P10 212 Matt PALLETT		Yamaha R6 - BDA Chartered Architects				
IDEAL LAP TIME : 50.693		BEST LAP TIME : 50.693		DIFFERENCE : 0.000		
LAP	SECTOR 1	SECTOR 2	LAP TIME	MPH	DIFF	TIME OF DAY
1 -		21.014	58.476	74.36	7.783	12:34:09.096
2 -	31.571	20.632	52.203	83.30	1.510	12:35:01.299
3 -	30.490	20.603	51.093 (2)	85.11	0.400	12:35:52.392
4 -	31.005	20.321	51.326 (3)	84.72	0.633	12:36:43.718
5 -	31.980	20.574	52.554	82.74	1.861	12:37:36.272
6 -	30.394	20.299	50.693 (1)	85.78		12:38:26.965

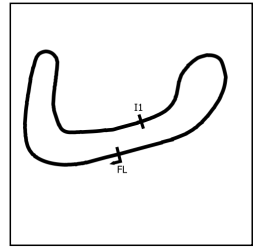
P11 3 Joey LAMBDEN		Kawasaki ZX600 RBF -				
IDEAL LAP TIME : 50.994		BEST LAP TIME : 51.049		DIFFERENCE : 0.055		
LAP	SECTOR 1	SECTOR 2	LAP TIME	MPH	DIFF	TIME OF DAY
1 -		20.894	59.396	73.21	8.347	12:34:10.016
2 -	31.243	20.880	52.123	83.42	1.074	12:35:02.139
3 -	31.411	20.504	51.915	83.76	0.866	12:35:54.054
4 -	30.515	20.534	51.049 (1)	85.18		12:36:45.103
5 -	31.209	20.479	51.688 (2)	84.13	0.639	12:37:36.791
6 -	31.258	20.628	51.886 (3)	83.81	0.837	12:38:28.677

P12 49 EVO Luke WALLINGTON		Triumph 765 DAYTONA - Elmech Racing				
IDEAL LAP TIME : 50.979		BEST LAP TIME : 51.297		DIFFERENCE : 0.318		
LAP	SECTOR 1	SECTOR 2	LAP TIME	MPH	DIFF	TIME OF DAY
1 -		21.072	59.699	72.84	8.402	12:34:10.319
2 -	31.273	20.430	51.703 (3)	84.10	0.406	12:35:02.022
3 -	31.164	20.133	51.297 (1)	84.77		12:35:53.319
4 -	30.846	20.672	51.518 (2)	84.40	0.221	12:36:44.837
5 -	31.463	20.629	52.092	83.47	0.795	12:37:36.929
6 -	31.281	20.565	51.846	83.87	0.549	12:38:28.775

BMCRC - MRO Championships 2023 - Rnd 1 @ Brands Hatch Indy

DART Motorsport MRO 600 inc Clubman 600 & GP2/EVO

RACE 9 - SECTOR ANALYSIS



SECTOR 1 = FL to I1, SECTOR 2 = I1 to FL, DIFF = Difference To Personal Best Lap, P = Crossed Finish Line in Pit Lane, D = Time Disallowed

P13 91 C		Sam HIRST		Kawasaki 636 - Team Valley Racing			
IDEAL LAP TIME : 51.550		BEST LAP TIME : 51.727		DIFFERENCE : 0.177			
LAP	SECTOR 1	SECTOR 2	LAP TIME	MPH	DIFF	TIME OF DAY	
1 -		21.079	58.107	74.83	6.380	12:34:08.727	
2 -	31.241	20.641	51.882 (2)	83.81	0.155	12:35:00.609	
3 -	30.941	20.786	51.727 (1)	84.06		12:35:52.336	
4 -	31.529	20.609	52.138	83.40	0.411	12:36:44.474	
5 -	31.221	20.856	52.077 (3)	83.50	0.350	12:37:36.551	
6 -	31.377	20.870	52.247	83.23	0.520	12:38:28.798	

P14 80		Morgan CREASEY		Yamaha R6 - Warics Ltd			
IDEAL LAP TIME : 51.348		BEST LAP TIME : 51.673		DIFFERENCE : 0.325			
LAP	SECTOR 1	SECTOR 2	LAP TIME	MPH	DIFF	TIME OF DAY	
1 -		20.907	58.767	73.99	7.094	12:34:09.387	
2 -	31.807	20.633	52.440	82.92	0.767	12:35:01.827	
3 -	31.443	20.607	52.050	83.54	0.377	12:35:53.877	
4 -	31.298	20.375	51.673 (1)	84.15		12:36:45.550	
5 -	30.973	20.749	51.722 (3)	84.07	0.049	12:37:37.272	
6 -	31.199	20.512	51.711 (2)	84.09	0.038	12:38:28.983	

P15 661 EVO		Cameron HARRIS		Triumph 675R - Harris / Tony Scott Motorsport			
IDEAL LAP TIME : 51.312		BEST LAP TIME : 51.557		DIFFERENCE : 0.245			
LAP	SECTOR 1	SECTOR 2	LAP TIME	MPH	DIFF	TIME OF DAY	
1 -		20.876	58.085	74.86	6.528	12:34:08.705	
2 -	32.049	20.835	52.884	82.22	1.327	12:35:01.589	
3 -	31.071	20.486	51.557 (1)	84.34		12:35:53.146	
4 -	30.877	20.718	51.595 (2)	84.28	0.038	12:36:44.741	
5 -	31.153	20.974	52.127 (3)	83.42	0.570	12:37:36.868	
6 -	31.855	20.435	52.290	83.16	0.733	12:38:29.158	

P16 95		Grant ROBERTSON		Kawasaki ZX6R -			
IDEAL LAP TIME : 51.741		BEST LAP TIME : 51.741		DIFFERENCE : 0.000			
LAP	SECTOR 1	SECTOR 2	LAP TIME	MPH	DIFF	TIME OF DAY	
1 -		21.202	1:00.179	72.26	8.438	12:34:10.799	
2 -	31.637	20.657	52.294	83.15	0.553	12:35:03.093	
3 -	31.709	20.669	52.378	83.02	0.637	12:35:55.471	
4 -	31.591	20.554	52.145 (3)	83.39	0.404	12:36:47.616	
5 -	31.289	20.452	51.741 (1)	84.04		12:37:39.357	
6 -	31.339	20.599	51.938 (2)	83.72	0.197	12:38:31.295	

P17 31		Dylan MELLOR		Kawasaki ZX6-R - BDS Motorcycles			
IDEAL LAP TIME : 51.474		BEST LAP TIME : 51.859		DIFFERENCE : 0.385			
LAP	SECTOR 1	SECTOR 2	LAP TIME	MPH	DIFF	TIME OF DAY	
1 -		20.621	59.027	73.67	7.168	12:34:09.647	
2 -	31.897	21.008	52.905	82.19	1.046	12:35:02.552	
3 -	31.795	20.392	52.187 (3)	83.32	0.328	12:35:54.739	
4 -	31.370	21.720	53.090	81.91	1.231	12:36:47.829	
5 -	31.435	20.424	51.859 (1)	83.85		12:37:39.688	
6 -	31.082	21.008	52.090 (2)	83.48	0.231	12:38:31.778	

P18 96		Jack KIRSCH		- RD Racing			
IDEAL LAP TIME : 51.218		BEST LAP TIME : 51.459		DIFFERENCE : 0.241			
LAP	SECTOR 1	SECTOR 2	LAP TIME	MPH	DIFF	TIME OF DAY	
1 -		21.716	1:01.556	70.64	10.097	12:34:12.176	
2 -	31.771	21.115	52.886	82.22	1.427	12:35:05.062	
3 -	31.051	20.837	51.888 (3)	83.80	0.429	12:35:56.950	
4 -	31.357	20.539	51.896	83.79	0.437	12:36:48.846	
5 -	31.154	20.305	51.459 (1)	84.50		12:37:40.305	
6 -	30.913	20.634	51.547 (2)	84.36	0.088	12:38:31.852	

BMCRC - MRO Championships 2023 - Rnd 1 @ Brands Hatch Indy

DART Motorsport MRO 600 inc Clubman 600 & GP2/EVO

RACE 9 - SECTOR ANALYSIS



SECTOR 1 = FL to I1, SECTOR 2 = I1 to FL, DIFF = Difference To Personal Best Lap, P = Crossed Finish Line in Pit Lane, D = Time Disallowed

P19 35		Kai DICKINSON		Kawasaki ZX636 -			
IDEAL LAP TIME : 52.100		BEST LAP TIME : 52.100		DIFFERENCE : 0.000			
LAP	SECTOR 1	SECTOR 2	LAP TIME	MPH	DIFF	TIME OF DAY	
1 -		21.577	1:01.196	71.05	9.096	12:34:11.816	
2 -	31.960	21.199	53.159	81.80	1.059	12:35:04.975	
3 -	31.480	20.965	52.445 (2)	82.91	0.345	12:35:57.420	
4 -	31.645	20.881	52.526 (3)	82.78	0.426	12:36:49.946	
5 -	31.422	20.678	52.100 (1)	83.46		12:37:42.046	
6 -	31.670	20.970	52.640	82.61	0.540	12:38:34.686	

P20 22 C		Toby TRUNDLE		Yamaha R6 - Harris Motorcycles - Harlow			
IDEAL LAP TIME : 52.154		BEST LAP TIME : 52.374		DIFFERENCE : 0.220			
LAP	SECTOR 1	SECTOR 2	LAP TIME	MPH	DIFF	TIME OF DAY	
1 -		21.367	1:00.772	71.55	8.398	12:34:11.392	
2 -	32.133	20.828	52.961	82.10	0.587	12:35:04.353	
3 -	31.597	20.778	52.375 (2)	83.02	0.001	12:35:56.728	
4 -	32.000	20.652	52.652 (3)	82.59	0.278	12:36:49.380	
5 -	31.817	20.557	52.374 (1)	83.02		12:37:41.754	
6 -	32.054	21.273	53.327	81.54	0.953	12:38:35.081	

P21 441		Jack SMITH		Kawasaki NINJA 636 - Woodland environmental services			
IDEAL LAP TIME : 51.899		BEST LAP TIME : 51.963		DIFFERENCE : 0.064			
LAP	SECTOR 1	SECTOR 2	LAP TIME	MPH	DIFF	TIME OF DAY	
1 -		21.513	1:01.721	70.45	9.758	12:34:12.341	
2 -	32.220	20.812	53.032	81.99	1.069	12:35:05.373	
3 -	31.722	20.535	52.257 (2)	83.21	0.294	12:35:57.630	
4 -	32.087	20.603	52.690 (3)	82.53	0.727	12:36:50.320	
5 -	31.364	20.599	51.963 (1)	83.68		12:37:42.283	
6 -	31.775	21.273	53.048	81.97	1.085	12:38:35.331	

P22 85 C		James ROBINSON		Yamaha R6 - claire palastanga ceramics			
IDEAL LAP TIME : 51.786		BEST LAP TIME : 52.258		DIFFERENCE : 0.472			
LAP	SECTOR 1	SECTOR 2	LAP TIME	MPH	DIFF	TIME OF DAY	
1 -		21.419	1:02.140	69.97	9.882	12:34:12.760	
2 -	32.069	21.201	53.270	81.63	1.012	12:35:06.030	
3 -	31.752	20.924	52.676 (3)	82.55	0.418	12:35:58.706	
4 -	31.689	20.569	52.258 (1)	83.21		12:36:50.964	
5 -	31.720	20.813	52.533 (2)	82.77	0.275	12:37:43.497	
6 -	31.217	21.701	52.918	82.17	0.660	12:38:36.415	

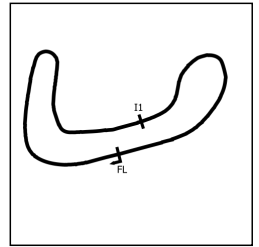
P23 81 C		Fred McMULLAN		Kawasaki ZX636 - Orwell Motorcycles ipswich			
IDEAL LAP TIME : 53.253		BEST LAP TIME : 53.253		DIFFERENCE : 0.000			
LAP	SECTOR 1	SECTOR 2	LAP TIME	MPH	DIFF	TIME OF DAY	
1 -		22.019	1:03.656	68.31	10.403	12:34:14.276	
2 -	33.355	21.497	54.852	79.27	1.599	12:35:09.128	
3 -	32.745	21.294	54.039	80.47	0.786	12:36:03.167	
4 -	32.400	21.246	53.646 (3)	81.06	0.393	12:36:56.813	
5 -	32.317	21.205	53.522 (2)	81.24	0.269	12:37:50.335	
6 -	32.064	21.189	53.253 (1)	81.65		12:38:43.588	

P24 14 C		Jack MUIR		Kawasaki ZX636 -			
IDEAL LAP TIME : 53.538		BEST LAP TIME : 53.561		DIFFERENCE : 0.023			
LAP	SECTOR 1	SECTOR 2	LAP TIME	MPH	DIFF	TIME OF DAY	
1 -		21.712	1:03.306	68.69	9.745	12:34:13.926	
2 -	33.134	21.505	54.639	79.58	1.078	12:35:08.565	
3 -	33.020	21.393	54.413	79.91	0.852	12:36:02.978	
4 -	32.651	21.340	53.991 (3)	80.54	0.430	12:36:56.969	
5 -	32.839	21.117	53.956 (2)	80.59	0.395	12:37:50.925	
6 -	32.421	21.140	53.561 (1)	81.18		12:38:44.486	

BMCRC - MRO Championships 2023 - Rnd 1 @ Brands Hatch Indy

DART Motorsport MRO 600 inc Clubman 600 & GP2/EVO

RACE 9 - SECTOR ANALYSIS



SECTOR 1 = FL to I1, SECTOR 2 = I1 to FL, DIFF = Difference To Personal Best Lap, P = Crossed Finish Line in Pit Lane, D = Time Disallowed

P25 58 C		Paul NICHOLAS		Yamaha YZF R6 - RL consultancy services LTD		
IDEAL LAP TIME : 53.502		BEST LAP TIME : 53.502		DIFFERENCE : 0.000		
LAP	SECTOR 1	SECTOR 2	LAP TIME	MPH	DIFF	TIME OF DAY
1 -		22.125	1:04.008	67.93	10.506	12:34:14.628
2 -	33.078	21.738	54.816	79.33	1.314	12:35:09.444
3 -	32.687	21.356	54.043 (3)	80.46	0.541	12:36:03.487
4 -	32.435	21.405	53.840 (2)	80.76	0.338	12:36:57.327
5 -	32.320	21.182	53.502 (1)	81.27		12:37:50.829
6 -	32.676	21.651	54.327	80.04	0.825	12:38:45.156

P26 888 C		Brandon WRIGHT		Yamaha R6 - 888 Vapour		
IDEAL LAP TIME : 54.217		BEST LAP TIME : 54.311		DIFFERENCE : 0.094		
LAP	SECTOR 1	SECTOR 2	LAP TIME	MPH	DIFF	TIME OF DAY
1 -		21.914	1:02.957	69.07	8.646	12:34:13.577
2 -	33.820	21.640	55.460	78.40	1.149	12:35:09.037
3 -	33.688	21.512	55.200	78.77	0.889	12:36:04.237
4 -	33.133	21.289	54.422 (2)	79.90	0.111	12:36:58.659
5 -	32.928	21.383	54.311 (1)	80.06		12:37:52.970
6 -	33.079	21.408	54.487 (3)	79.80	0.176	12:38:47.457

P27 129 C		David JAMES		Yamaha R6 -		
IDEAL LAP TIME : 55.260		BEST LAP TIME : 55.403		DIFFERENCE : 0.143		
LAP	SECTOR 1	SECTOR 2	LAP TIME	MPH	DIFF	TIME OF DAY
1 -		22.691	1:04.832	67.07	9.429	12:34:15.452
2 -	33.888	22.138	56.026	77.61	0.623	12:35:11.478
3 -	33.606	22.279	55.885 (3)	77.81	0.482	12:36:07.363
4 -	33.542	22.173	55.715 (2)	78.05	0.312	12:37:03.078
5 -	33.362	22.041	55.403 (1)	78.49		12:37:58.481

P28 39		Aaron MONK		Kawasaki NINJA 636 - flyaspitfire.co.uk		
IDEAL LAP TIME :		BEST LAP TIME : 55.776		DIFFERENCE :		
LAP	SECTOR 1	SECTOR 2	LAP TIME	MPH	DIFF	TIME OF DAY
1 -			1:06.050	65.83	10.274	12:34:16.670
2 -			57.058	76.21	1.282	12:35:13.728
3 -			56.874 (3)	76.46	1.098	12:36:10.602
4 -			55.957 (2)	77.71	0.181	12:37:06.559
5 -			55.776 (1)	77.96		12:38:02.335

P29 27 C		Timothy PETTS		Triumph DAYTONA 675 -		
IDEAL LAP TIME : 55.692		BEST LAP TIME : 55.845		DIFFERENCE : 0.153		
LAP	SECTOR 1	SECTOR 2	LAP TIME	MPH	DIFF	TIME OF DAY
1 -		22.982	1:06.387	65.50	10.542	12:34:17.007
2 -	35.086	22.304	57.390	75.77	1.545	12:35:14.397
3 -	34.576	22.037	56.613 (3)	76.81	0.768	12:36:11.010
4 -	33.967	21.878	55.845 (1)	77.86		12:37:06.855
5 -	34.296	21.784	56.080 (2)	77.54	0.235	12:38:02.935

P30 63 C		Robert BUSH		Suzuki GSXR 600 - Legacy Racing		
IDEAL LAP TIME : 1:02.647		BEST LAP TIME : 1:02.647		DIFFERENCE : 0.000		
LAP	SECTOR 1	SECTOR 2	LAP TIME	MPH	DIFF	TIME OF DAY
1 -		25.157	1:14.209	58.59	11.562	12:34:24.829
2 -	38.919	24.599	1:03.518 (3)	68.46	0.871	12:35:28.347
3 -	39.198	24.519	1:03.717	68.24	1.070	12:36:32.064
4 -	38.426	24.492	1:02.918 (2)	69.11	0.271	12:37:34.982
5 -	38.327	24.320	1:02.647 (1)	69.41		12:38:37.629

BMCRC - MRO Championships 2023 - Rnd 1 @ Brands Hatch Indy

DART Motorsport MRO 600 inc Clubman 600 & GP2/EVO

RACE 9 - SECTOR ANALYSIS



SECTOR 1 = FL to I1, SECTOR 2 = I1 to FL, DIFF = Difference To Personal Best Lap, P = Crossed Finish Line in Pit Lane, D = Time Disallowed

P31 168 C		Aaron DALRYMPLE		YAMAHA R6 - Team Blumpkin Racing			
IDEAL LAP TIME : 51.088		BEST LAP TIME : 51.088		DIFFERENCE : 0.000			
LAP	SECTOR 1	SECTOR 2	LAP TIME	MPH	DIFF	TIME OF DAY	
1 -		21.217	59.948	72.53	8.860	12:34:10.568	
2 -	31.520	20.682	52.202	83.30	1.114	12:35:02.770	
3 -	31.600	20.786	52.386	83.01	1.298	12:35:55.156	
4 -	31.115	20.636	51.751 (3)	84.02	0.663	12:36:46.907	
5 -	30.720	20.368	51.088 (1)	85.11		12:37:37.995	
6 -	30.959	20.477	51.436 (2)	84.54	0.348	12:38:29.431	

P32 184		David TWYFORD		Kawasaki ZX6R - MHP, IMP Racing			
IDEAL LAP TIME : 52.120		BEST LAP TIME : 52.313		DIFFERENCE : 0.193			
LAP	SECTOR 1	SECTOR 2	LAP TIME	MPH	DIFF	TIME OF DAY	
1 -		21.678	1:01.351	70.87	9.038	12:34:11.971	
2 -	32.145	21.018	53.163	81.79	0.850	12:35:05.134	
3 -	31.522	20.795	52.317 (2)	83.12	0.004	12:35:57.451	
4 -	32.085	20.646	52.731 (3)	82.46	0.418	12:36:50.182	
5 -	31.715	20.598	52.313 (1)	83.12		12:37:42.495	

BMCRC - MRO Championships 2023 - Rnd 1 @ Brands Hatch Indy

DART Motorsport MRO 600 inc Clubman 600 & GP2/EVO

RACE 9 - BEST SECTORS

SECTOR 1			SECTOR 2			IDEAL / BEST COMPARISON						
POS	NO	NAME	TIME	NO	NAME	TIME	POS	NO	NAME	IDEAL	BEST	DIFF
									PERFECT LAP	48.466		
1	47	SEABRIGHT	28.979	47	SEABRIGHT	19.487	1	47	SEABRIGHT	48.466	48.485	0.019
2	7	ROSE	28.980	7	ROSE	19.510	2	7	ROSE	48.490	48.490	0.000
3	36	FOWLE	29.824	134	GILBERT	19.514	3	134	GILBERT	49.509	49.509	0.000
4	818	BARKER	29.843	128	HOARE	19.755	4	128	HOARE	49.630	49.630	0.000
5	128	HOARE	29.875	36	FOWLE	19.862	5	36	FOWLE	49.686	49.821	0.135
6	134	GILBERT	29.995	51	CLARKE	19.887	6	818	BARKER	49.762	49.787	0.025
7	51	CLARKE	30.178	818	BARKER	19.919	7	51	CLARKE	50.065	50.065	0.000
8	212	PALLET	30.394	40	ROSS	20.012	8	40	ROSS	50.629	50.743	0.114
9	779	BRIAN	30.451	49	WALLINGTON	20.133	9	212	PALLET	50.693	50.693	0.000
10	3	LAMBDEN	30.515	779	BRIAN	20.260	10	779	BRIAN	50.711	50.711	0.000
11	40	ROSS	30.617	212	PALLET	20.299	11	49	WALLINGTON	50.979	51.297	0.318
12	168	DALRYMPLE	30.720	96	KIRSCH	20.305	12	3	LAMBDEN	50.994	51.049	0.055
13	49	WALLINGTON	30.846	168	DALRYMPLE	20.368	13	168	DALRYMPLE	51.088	51.088	0.000
14	661	HARRIS	30.877	80	CREASEY	20.375	14	96	KIRSCH	51.218	51.459	0.241
15	96	KIRSCH	30.913	31	MELLOR	20.392	15	661	HARRIS	51.312	51.557	0.245
16	91	HIRST	30.941	661	HARRIS	20.435	16	80	CREASEY	51.348	51.673	0.325
17	80	CREASEY	30.973	95	ROBERTSON	20.452	17	31	MELLOR	51.474	51.859	0.385
18	31	MELLOR	31.082	3	LAMBDEN	20.479	18	91	HIRST	51.550	51.727	0.177
19	85	ROBINSON	31.217	441	SMITH	20.535	19	95	ROBERTSON	51.741	51.741	0.000
20	95	ROBERTSON	31.289	22	TRUNDLE	20.557	20	85	ROBINSON	51.786	52.258	0.472
21	441	SMITH	31.364	85	ROBINSON	20.569	21	441	SMITH	51.899	51.963	0.064
22	35	DICKINSON	31.422	184	TWYFORD	20.598	22	35	DICKINSON	52.100	52.100	0.000
23	184	TWYFORD	31.522	91	HIRST	20.609	23	184	TWYFORD	52.120	52.313	0.193
24	22	TRUNDLE	31.597	35	DICKINSON	20.678	24	22	TRUNDLE	52.154	52.374	0.220
25	81	McMULLAN	32.064	14	MUIR	21.117	25	81	McMULLAN	53.253	53.253	0.000
26	58	NICHOLAS	32.320	58	NICHOLAS	21.182	26	58	NICHOLAS	53.502	53.502	0.000
27	14	MUIR	32.421	81	McMULLAN	21.189	27	14	MUIR	53.538	53.561	0.023
28	888	WRIGHT	32.928	888	WRIGHT	21.289	28	888	WRIGHT	54.217	54.311	0.094
29	129	JAMES	33.219	27	PETTS	21.784	29	129	JAMES	55.260	55.403	0.143
30	27	PETTS	33.908	129	JAMES	22.041	30	27	PETTS	55.692	55.845	0.153
31	63	BUSH	38.327	63	BUSH	24.320	31	63	BUSH	1:02.647	1:02.647	0.000
32							32	39	MONK		55.776	

BMCRC - MRO Championships 2023 - Rnd 1 @ Brands Hatch Indy

DART Motorsport MRO 600 inc Clubman 600 & GP2/EVO

RACE 9 - STATISTICS

Competitors Started	32
Planned Start	2023-03-12 @ 12:45:00.000
Actual Start	2023-03-12 @ 12:33:10.619
Finish Time	2023-03-12 @ 12:38:08.764
Track Length	1.2079mi.
Total Laps	187
Total Distance Covered	225.8858mi.

Session Fastest Lap History

NO	CL	NAME	LAP TIME	TIME OF DAY	LAP	VEHICLE
7		Taylor ROSE	49.095	12:34:53.949	2	Yamaha R6
7		Taylor ROSE	48.830	12:35:42.779	3	Yamaha R6
47		Fenton SEABRIGHT	48.648	12:36:31.813	4	Yamaha R6
7		Taylor ROSE	48.490	12:37:20.178	5	Yamaha R6
47		Fenton SEABRIGHT	48.485	12:38:08.853	6	Yamaha R6

Session Leader History

NO	CL	NAME	FROM LAP	LAPS LED	DISTANCE	VEHICLE
7		Taylor ROSE	1	6	7.24 miles	Yamaha R6

Flag History

TYPE	TIME OF DAY
GREEN	12:33:10.619
FINISH	12:38:08.764

Flag Statistics

TYPE	COUNT	TOTAL LAPS	TOTAL TIME
Green	1	6	8:30.153
Red	0	0	0.000
Safety Car	0	0	0.000
FCY	0	0	0.000

BMCRC - MRO Championships 2023 - Rnd 1 @ Brands Hatch Indy

DART Motorsport MRO 600 inc Clubman 600 & GP2/EVO

RACE 9 - STATISTICS

CLASS :

17 Starters

Fastest Lap History

NO	NAME	LAP TIME	TIME OF DAY	LAP	VEHICLE
7	Taylor ROSE	49.095	12:34:53.949	2	Yamaha R6
7	Taylor ROSE	48.830	12:35:42.779	3	Yamaha R6
47	Fenton SEABRIGHT	48.648	12:36:31.813	4	Yamaha R6
7	Taylor ROSE	48.490	12:37:20.178	5	Yamaha R6
47	Fenton SEABRIGHT	48.485	12:38:08.853	6	Yamaha R6

Leader History

NO	NAME	FROM LAP	LAPS LED	DISTANCE	VEHICLE
7	Taylor ROSE	1	6	7.24 miles	Yamaha R6

BMCRC - MRO Championships 2023 - Rnd 1 @ Brands Hatch Indy

DART Motorsport MRO 600 inc Clubman 600 & GP2/EVO

RACE 9 - STATISTICS

CLASS : C

13 Starters

Fastest Lap History

NO	NAME	LAP TIME	TIME OF DAY	LAP	VEHICLE
40	Henry ROSS	51.463	12:34:58.970	2	Yamaha R6
40	Henry ROSS	50.849	12:35:49.820	3	Yamaha R6
779	Terry BRIAN	50.711	12:35:50.488	3	Yamaha R6

Leader History

NO	NAME	FROM LAP	LAPS LED	DISTANCE	VEHICLE
40	Henry ROSS	1	6	7.24 miles	Yamaha R6

BMCRC - MRO Championships 2023 - Rnd 1 @ Brands Hatch Indy

DART Motorsport MRO 600 inc Clubman 600 & GP2/EVO

RACE 9 - STATISTICS

CLASS : EVO

2 Starters

Fastest Lap History

NO	NAME	LAP TIME	TIME OF DAY	LAP	VEHICLE
661	Cameron HARRIS	52.884	12:35:01.597	2	Triumph 675R
49	Luke WALLINGTON	51.703	12:35:02.041	2	Triumph 765 DAYTONA
661	Cameron HARRIS	51.557	12:35:53.154	3	Triumph 675R
49	Luke WALLINGTON	51.297	12:35:53.338	3	Triumph 765 DAYTONA

Leader History

NO	NAME	FROM LAP	LAPS LED	DISTANCE	VEHICLE
661	Cameron HARRIS	1	5	6.03 miles	Triumph 675R
49	Luke WALLINGTON	6	1	1.20 miles	Triumph 765 DAYTONA

BMCRC - MRO Championships 2023 - Rnd 1 @ Brands Hatch Indy



DART Motorsport MRO 600 inc Clubman 600 & GP2/EVO

RACE 20 - GRID (11 Laps)

ROW 12	35	23	Joe ELLIS	34	221	Matt VENN						
ROW 11	33	71	Oliver MACRAE	32	63	Robert BUSH	31	27	Timothy PETTS	1:02.647	55.845	
ROW 10	30	39	Aaron MONK	29	129	David JAMES	28	888	Brandon WRIGHT	55.776	55.403	54.311
ROW 9	27	14	Jack MUIR	26	58	Paul NICHOLAS	25	81	Fred McMULLAN	53.561	53.502	53.253
ROW 8	24	22	Toby TRUNDLE	23	184	David TWYFORD	22	85	James ROBINSON	52.374	52.313	52.258
ROW 7	21	35	Kai DICKINSON	20	441	Jack SMITH	19	31	Dylan MELLOR	52.100	51.963	51.859
ROW 6	18	95	Grant ROBERTSON	17	91	Sam HIRST	16	80	Morgan CREASEY	51.741	51.727	51.673
ROW 5	15	661	Cameron HARRIS	14	96	Jack KIRSCH	13	49	Luke WALLINGTON	51.557	51.459	51.297
ROW 4	12	168	Aaron DALRYMPLE	11	3	Joey LAMBDEN	10	40	Henry ROSS	51.088	51.049	50.743
ROW 3	9	779	Terry BRIAN	8	212	Matt PALLETT	7	51	Ross CLARKE	50.711	50.693	50.065
ROW 2	6	36	Harry FOWLE	5	818	Alex BARKER	4	128	Kelvin HOARE	49.821	49.787	49.630
ROW 1	3	134	Donald GILBERT	2	7	Taylor ROSE	1	47	Fenton SEABRIGHT	49.509	48.490	48.485
Pole												

Brands Hatch Indy: 1.2079 miles

These results are provisional until the conclusion of any judicial and technical matters.

Clerk Of Course :	Stewards :	Timekeeper : <i>Craig Smith</i>
-------------------	------------	------------------------------------

Results can be found at www.tsl-timing.com

Printed - 12:50 Sunday, 12 March 2023



BMCRC - MRO Championships 2023 - Rnd 1 @ Brands Hatch Indy



DART Motorsport MRO 600 inc Clubman 600 & GP2/EVO

RACE 20 - CLASSIFICATION

POS	NO	CL	PIC NAME	ENTRY	LAPS	TIME	GAP	DIFF	MPH	BEST	ON
1	47		1 Fenton SEABRIGHT	Yamaha R6 - FHS Racing	11	9:05.770			87.64	48.585	11
2	818		2 Alex BARKER	Yamaha R6 - Barker Woodrow LTD & Foundry Tyre	11	9:15.739	9.969	9.969	86.07	49.618	6
3	7*		3 Taylor ROSE	Yamaha R6 - Verkada	11	9:15.755	9.985	0.016	86.07	48.487	11
4	134		4 Donald GILBERT	Kawasaki ZX6R - S and N tyres	11	9:22.531	16.761	6.776	85.03	50.219	5
5	128		5 Kelvin HOARE	Yamaha R6 - Southern and Country Roofing Ltd	11	9:25.058	19.288	2.527	84.65	50.479	3
6	51		6 Ross CLARKE	Kawasaki ZX600RR - Ross clarke Farriery	11	9:32.797	27.027	7.739	83.51	50.512	8
7	212		7 Matt PALLETT	Yamaha R6 - BDA Chartered Architects	11	9:32.940	27.170	0.143	83.48	50.443	9
8	779	C	1 Terry BRIAN	Yamaha R6 - Two Techs Renault Specialist	11	9:33.414	27.644	0.474	83.42	50.275	11
9	49	EVO	1 Luke WALLINGTON	Triumph 765 DAYTONA - Elmech Racing	11	9:35.476	29.706	2.062	83.12	50.670	11
10	3		8 Joey LAMB DEN	Kawasaki ZX600 RBF -	11	9:36.099	30.329	0.623	83.03	51.151	6
11	96		9 Jack KIRSCH	- RD Racing	11	9:38.843	33.073	2.744	82.63	50.765	8
12	661	EVO	2 Cameron HARRIS	Triumph 675R - Harris / Tony Scott Motorsport	11	9:39.313	33.543	0.470	82.57	51.460	5
13	80		10 Morgan CREASEY	Yamaha R6 - Warics Ltd	11	9:39.416	33.646	0.103	82.55	51.388	10
14	40	C	2 Henry ROSS	Yamaha R6 -	11	9:41.466	35.696	2.050	82.26	51.255	11
15	441		11 Jack SMITH	Kawasaki NINJA 636 - Woodland environmental ser	11	9:43.904	38.134	2.438	81.92	51.315	9
16	91	C	3 Sam HIRST	Kawasaki 636 - Team Valley Racing	11	9:43.950	38.180	0.046	81.91	51.700	4
17	95		12 Grant ROBERTSON	Kawasaki ZX6R -	11	9:45.321	39.551	1.371	81.72	51.869	9
18	35		13 Kai DICKINSON	Kawasaki ZX636 -	11	9:48.228	42.458	2.907	81.31	51.822	7
19	71		14 Oliver MACRAE	- EPS PUMPS	11	9:53.851	48.081	5.623	80.54	52.248	3
20	85	C	4 James ROBINSON	Yamaha R6 - claire palastanga ceramics	11	9:54.093	48.323	0.242	80.51	52.188	10
21	22	C	5 Toby TRUNDLE	Yamaha R6 - Harris Motorcycles - Harlow	11	9:54.282	48.512	0.189	80.49	52.782	10
22	14	C	6 Jack MUIR	Kawasaki ZX636 -	10	9:14.629	1 Lap	1 Lap	78.40	53.636	6
23	58	C	7 Paul NICHOLAS	Yamaha YZF R6 - RL consultancy services LTD	10	9:14.951	1 Lap	0.322	78.36	53.577	10
24	129	C	8 David JAMES	Yamaha R6 -	10	9:23.529	1 Lap	8.578	77.16	54.766	8
25	888	C	9 Brandon WRIGHT	Yamaha R6 - 888 Vapour	10	9:27.779	1 Lap	4.250	76.58	54.634	10
26	39		15 Aaron MONK	Kawasaki NINJA 636 - flyaspitfire.co.uk	10	9:33.225	1 Lap	5.446	75.86	54.829	9

NOT CLASSIFIED

DNF	31		Dylan MELLOR	Kawasaki ZX6-R - BDS Motorcycles	9	7:58.745	2 Laps	1 Lap	81.74	51.441	5
DNF	27	C	Timothy PETTS	Triumph DAYTONA 675 -	3	3:05.795	8 Laps	6 Laps	70.21	59.017	3
DNF	36		Harry FOWLE	Yamaha R6 - HF Refinishing/ ELP Racing	0						

FASTEST LAP

7			Taylor ROSE	Yamaha R6 - Verkada	11	48.487			89.68 mph	144.33 kph
779	C		Terry BRIAN	Yamaha R6 - Two Techs Renault Specialist	11	50.275			86.49 mph	139.20 kph
49	EVO		Luke WALLINGTON	Triumph 765 DAYTONA - Elmech Racing	11	50.670			85.82 mph	138.11 kph

* No. 7 - 10 second penalty - yellow flag infringement

Class - 92.5% of Race Speed = 81.06 mph
 Class C - 92.5% of Race Speed = 77.16 mph
 Class EVO - 92.5% of Race Speed = 76.88 mph

Weather / Track : Cloudy / Dry

These results are provisional until the conclusion of any judicial and technical matters.

Race Distance: 11 Laps / 13.28 miles

Brands Hatch Indy: 1.2079 miles

Date: 12/03/2023 Start: 16:01 Finish: 16:10

Clerk Of Course :

Stewards :

Timekeeper :

Craig Smith

Results can be found at www.tsl-timing.com

Printed - 16:14 Sunday, 12 March 2023



BMCRC - MRO Championships 2023 - Rnd 1 @ Brands Hatch Indy

DART Motorsport MRO 600 inc Clubman 600 & GP2/EVO

RACE 20 - LAP CHART

LAP 1 @ 16:02:37.089

NO	BEHIND	LAP TIME
47		54.837
7	0.083	54.920
128	1.430	56.267
134	1.628	56.465
818	1.843	56.680
49	3.824	58.661
779	4.673	59.510
661	4.718	59.555
212	5.229	1:00.066
3	5.270	1:00.107
40	5.367	1:00.204
80	5.670	1:00.507
51	5.757	1:00.594
91	5.893	1:00.730
31	6.011	1:00.848
96	6.202	1:01.039
95	6.427	1:01.264
35	6.620	1:01.457
85	6.834	1:01.671
441	6.963	1:01.800
71	7.185	1:02.022
22	7.450	1:02.287
14	9.323	1:04.160
888	9.755	1:04.592
129	10.119	1:04.956
58	10.708	1:05.545
27	12.207	1:07.044
39	13.350	1:08.187

LAP 2 @ 16:03:27.462

NO	BEHIND	LAP TIME
47		50.373
7	0.079	50.369
128	2.056	50.999
818	2.151	50.681
134	2.633	51.378
49	6.030	52.579
661	7.239	52.894
779	7.766	53.466
212	7.920	53.064
3	8.301	53.404
80	8.350	53.053
40	8.428	53.434
51	8.856	53.472
31	9.016	53.378
96	9.187	53.358
91	9.343	53.823
95	9.836	53.782
71	10.582	53.770
35	10.859	54.612
85	11.180	54.719
441	11.276	54.686
22	11.606	54.529
14	14.802	55.852
129	15.598	55.852
58	16.192	55.857
888	18.019	58.637
27	21.568	59.734
39	21.722	58.745

LAP 5 @ 16:05:54.810

NO	BEHIND	LAP TIME
7		48.881

LAP 3 @ 16:04:17.088

NO	BEHIND	LAP TIME
47		49.626
7	0.064	49.611
128	2.909	50.479
818	3.001	50.476
134	3.452	50.445
49	8.207	51.803
661	9.154	51.541
212	9.612	51.318
779	9.828	51.688
3	10.288	51.613
80	10.854	52.130
51	10.961	51.731
91	11.850	52.133
31	12.105	52.715
96	12.228	52.667
40	12.234	53.432
95	12.983	52.773
71	13.204	52.248
441	14.597	52.947
35	14.869	53.636
22	15.349	53.369
85	15.703	54.149
14	19.717	54.541
58	20.969	54.403
129	21.933	55.961
888	25.420	57.027
39	29.190	57.094
27	30.959	59.017

LAP 4 @ 16:05:05.929

NO	BEHIND	LAP TIME
7		48.777
47	0.164	49.005
818	4.102	49.942
128	4.576	50.508
134	5.086	50.475
49	11.417	52.051
661	11.946	51.633
212	12.164	51.393
779	12.614	51.627
3	12.691	51.244
80	13.122	51.002
40	13.584	51.571
91	14.709	51.700
31	15.426	52.033
96	15.479	52.215
95	15.803	52.416
71	16.549	52.407
35	16.549	52.407
71	18.913	54.550
441	18.977	53.221
35	19.435	53.407
22	19.822	53.314
85	20.233	53.371
14	25.043	54.167
58	26.339	54.211
129	28.686	55.594
888	32.449	55.870
39	36.983	56.634

LAP 6 @ 16:06:43.342

NO	BEHIND	LAP TIME
7		48.532
47	0.185	48.586
818	6.110	49.618
134	8.589	50.697
128	8.695	50.739
49	17.353	51.685
661	17.723	51.730
51	17.832	51.129
212	17.855	51.491
779	17.940	51.415
3	18.250	51.151
80	19.951	51.761
91	21.673	52.363
96	21.801	51.876
31	21.941	52.434
40	22.018	51.865
95	23.076	51.922
441	25.475	51.866
35	26.662	52.034
71	28.119	53.084
22	28.641	53.169
85	28.879	52.948
14	35.120	53.636
58	37.525	54.152
129	41.716	55.073
888	46.785	55.520

LAP 7 @ 16:07:32.395

NO	BEHIND	LAP TIME
7		49.053
47	0.113	48.981
39	1 Lap	55.825
818	6.690	49.633
134	9.973	50.437
128	10.634	50.992
51	19.357	50.578

LAP 8 @ 16:08:21.714

NO	BEHIND	LAP TIME
7		49.319
47	0.070	49.276
888	1 Lap	55.087
818	7.236	49.865
39	1 Lap	55.462
134	10.954	50.300
128	12.397	51.082
51	20.550	50.512
212	21.809	50.989
49	22.098	51.534
779	22.496	51.565
3	22.574	51.169
661	23.593	52.020
80	25.165	51.844
96	25.385	50.765
40	27.315	52.022
91	27.390	52.155
31	27.731	51.930
95	29.190	52.290
441	29.869	51.327
35	31.998	51.886
71	36.050	53.087
22	36.246	53.190
85	36.797	53.446
14	45.735	54.829
58	47.908	54.315

LAP 9 @ 16:09:10.375

NO	BEHIND	LAP TIME
47		48.591
7	0.100	48.761
129	1 Lap	54.766
818	8.199	49.624
888	1 Lap	54.969
134	12.938	50.645
39	1 Lap	54.990
128	14.867	51.131
51	22.932	51.043
212	23.591	50.443
779	24.434	50.599
49	25.075	51.638
3	25.369	51.456
661	26.837	51.905

LAP 10 @ 16:09:59.437

NO	BEHIND	LAP TIME
7		49.062
7	0.083	49.045
14	1 Lap	55.708
58	1 Lap	54.004
818	8.936	49.799
129	1 Lap	55.482
134	14.658	50.782
888	1 Lap	55.214
128	16.943	51.138
39	1 Lap	54.829
51	24.574	50.704
212	25.048	50.519
779	25.954	50.582
49	27.621	51.608
3	27.716	51.409
661	30.103	52.328
96	30.289	51.657
80	30.362	51.388
40	33.026	52.093
91	34.814	52.605
441	34.966	51.505
95	36.184	52.848
35	38.597	52.157
71	44.185	53.029
22	44.253	52.782
85	44.431	52.188

LAP 11 @ 16:10:48.007

NO	BEHIND	LAP TIME
7		48.487
47	0.015	48.585
14	1 Lap	53.724
58	1 Lap	53.577
818	9.984	49.618
134	16.776	50.688
129	1 Lap	55.086
128	19.303	50.930
888	1 Lap	54.634
51	27.042	51.038
212	27.185	50.707
39	1 Lap	55.667
779	27.659	50.275
49	29.721	50.670
3	30.344	51.198
96	33.088	51.369
661	33.558	52.025
80	33.661	51.869
40	35.711	51.255
441	38.149	51.753
91	38.195	51.951
95	39.566	51.952

BMCRC - MRO Championships 2023 - Rnd 1 @ Brands Hatch Indy

DART Motorsport MRO 600 inc Clubman 600 & GP2/EVO

RACE 20 - LAP CHART

35	42.473	52.446
71	48.096	52.481
85	48.338	52.477
22	48.527	52.844

BMCRC - MRO Championships 2023 - Rnd 1 @ Brands Hatch Indy

DART Motorsport MRO 600 inc Clubman 600 & GP2/EVO

RACE 20 - POSITION CHART

No	Name	Lap Pos												
			1	2	3	4	5	6	7	8	9	10	11	
47	SEABRIGHT	1	47	47	47	7	7	7	7	7	7	47	47	7
7	ROSE	2	7	7	7	47	47	47	47	47	7	7	47	47
134	GILBERT	3	128	128	128	818	818	818	818	818	818	818	818	818
128	HOARE	4	134	818	818	128	134	134	134	134	134	134	134	134
818	BARKER	5	818	134	134	134	128	128	128	128	128	128	128	128
36	FOWLE	6	49	49	49	49	49	49	51	51	51	51	51	51
51	CLARKE	7	779	661	661	661	661	661	49	212	212	212	212	212
212	PALLET	8	661	779	212	212	212	51	212	49	779	779	779	779
779	BRIAN	9	212	212	779	779	779	212	779	779	49	49	49	49
40	ROSS	10	3	3	3	3	51	779	3	3	3	3	3	3
3	LAMBDEN	11	40	80	80	51	3	3	661	661	661	661	661	96
49	WALLINGTON	12	80	40	51	80	80	80	80	80	96	96	96	661
96	KIRSCH	13	51	51	91	91	91	91	96	96	80	80	80	80
661	HARRIS	14	91	31	31	40	31	96	91	40	40	40	40	40
80	CREASEY	15	31	96	96	31	96	31	40	91	31	91	91	441
91	HIRST	16	96	91	40	96	40	40	31	31	91	441	91	91
95	ROBERTSON	17	95	95	95	95	95	95	95	95	95	95	95	95
31	MELLOR	18	35	71	71	71	441	441	441	441	441	35	35	35
441	SMITH	19	85	35	441	441	35	35	35	35	35	71	71	71
35	DICKINSON	20	441	85	35	35	71	71	71	71	71	22	85	85
85	ROBINSON	21	71	441	22	22	22	22	22	22	22	85	22	22
22	TRUNDLE	22	22	22	85	85	85	85	85	85	85	85	14	14
58	NICHOLAS	23	14	14	14	14	14	14	14	14	14	14	58	58
14	MUIR	24	888	129	58	58	58	58	58	58	58	58	129	129
888	WRIGHT	25	129	58	129	129	129	129	129	129	129	129	888	888
129	JAMES	26	58	888	888	888	888	888	888	888	888	888	39	39
39	MONK	27	27	27	39	39	39	39	39	39	39	39	39	39
27	PETTS	28	39	39	27									
71	MACRAE	29												

BMCRC - MRO Championships 2023 - Rnd 1 @ Brands Hatch Indy

DART Motorsport MRO 600 inc Clubman 600 & GP2/EVO

RACE 20 - SECTOR ANALYSIS



SECTOR 1 = FL to I1, SECTOR 2 = I1 to FL, DIFF = Difference To Personal Best Lap, P = Crossed Finish Line in Pit Lane, D = Time Disallowed

P1 47		Fenton SEABRIGHT		Yamaha R6 - FHS Racing		
IDEAL LAP TIME : 48.498		BEST LAP TIME : 48.585		DIFFERENCE : 0.087		
LAP	SECTOR 1	SECTOR 2	LAP TIME	MPH	DIFF	TIME OF DAY
1 -		20.139	54.837	79.29	6.252	16:02:37.089
2 -	30.261	20.112	50.373	86.32	1.788	16:03:27.462
3 -	29.590	20.036	49.626	87.62	1.041	16:04:17.088
4 -	29.502	19.503	49.005	88.73	0.420	16:05:06.093
5 -	29.181	19.667	48.848	89.02	0.263	16:05:54.941
6 -	29.095	19.491	48.586 (2)	89.50	0.001	16:06:43.527
7 -	29.206	19.775	48.981	88.78	0.396	16:07:32.508
8 -	29.690	19.586	49.276	88.24	0.691	16:08:21.784
9 -	29.094	19.497	48.591 (3)	89.49	0.006	16:09:10.375
10 -	29.428	19.634	49.062	88.63	0.477	16:09:59.437
11 -	29.007	19.578	48.585 (1)	89.50		16:10:48.022

P2 818		Alex BARKER		Yamaha R6 - Barker Woodrow LTD & Foundry Tyres LTD		
IDEAL LAP TIME : 49.548		BEST LAP TIME : 49.618		DIFFERENCE : 0.070		
LAP	SECTOR 1	SECTOR 2	LAP TIME	MPH	DIFF	TIME OF DAY
1 -		20.568	56.680	76.72	7.062	16:02:38.932
2 -	30.610	20.071	50.681	85.80	1.063	16:03:29.613
3 -	30.437	20.039	50.476	86.15	0.858	16:04:20.089
4 -	29.997	19.945	49.942	87.07	0.324	16:05:10.031
5 -	29.918	19.885	49.803	87.31	0.185	16:05:59.834
6 -	29.808	19.810	49.618 (1)	87.64		16:06:49.452
7 -	29.738	19.895	49.633	87.61	0.015	16:07:39.085
8 -	29.870	19.995	49.865	87.20	0.247	16:08:28.950
9 -	29.745	19.879	49.624 (3)	87.63	0.006	16:09:18.574
10 -	29.817	19.982	49.799	87.32	0.181	16:10:08.373
11 -	29.741	19.877	49.618 (1)	87.64		16:10:57.991

P3 7		Taylor ROSE		Yamaha R6 - Verkada		
IDEAL LAP TIME : 48.263		BEST LAP TIME : 48.487		DIFFERENCE : 0.224		
LAP	SECTOR 1	SECTOR 2	LAP TIME	MPH	DIFF	TIME OF DAY
1 -		19.987	54.920	79.17	6.433	16:02:37.172
2 -	30.164	20.205	50.369	86.33	1.882	16:03:27.541
3 -	29.637	19.974	49.611	87.65	1.124	16:04:17.152
4 -	29.215	19.562	48.777	89.15	0.290	16:05:05.929
5 -	29.186	19.695	48.881	88.96	0.394	16:05:54.810
6 -	29.092	19.440	48.532 (2)	89.60	0.045	16:06:43.342
7 -	29.457	19.596	49.053	88.65	0.566	16:07:32.395
8 -	29.740	19.579	49.319	88.17	0.832	16:08:21.714
9 -	29.342	19.419	48.761 (3)	89.18	0.274	16:09:10.475
10 -	29.400	19.645	49.045	88.66	0.558	16:09:59.520
11 -	28.844	19.643	48.487 (1)	89.68		16:10:48.007

P4 134		Donald GILBERT		Kawasaki ZX6R - S and N tyres		
IDEAL LAP TIME : 50.030		BEST LAP TIME : 50.219		DIFFERENCE : 0.189		
LAP	SECTOR 1	SECTOR 2	LAP TIME	MPH	DIFF	TIME OF DAY
1 -		20.446	56.465	77.01	6.246	16:02:38.717
2 -	31.231	20.147	51.378	84.63	1.159	16:03:30.095
3 -	30.610	19.835	50.445	86.20	0.226	16:04:20.540
4 -	30.569	19.906	50.475	86.15	0.256	16:05:11.015
5 -	30.407	19.812	50.219 (1)	86.59		16:06:01.234
6 -	30.683	20.014	50.697	85.77	0.478	16:06:51.931
7 -	30.446	19.991	50.437 (3)	86.21	0.218	16:07:42.368
8 -	30.283	20.017	50.300 (2)	86.45	0.081	16:08:32.668
9 -	30.622	20.023	50.645	85.86	0.426	16:09:23.313
10 -	30.634	20.148	50.782	85.63	0.563	16:10:14.095
11 -	30.218	20.470	50.688	85.79	0.469	16:11:04.783

BMCRC - MRO Championships 2023 - Rnd 1 @ Brands Hatch Indy

DART Motorsport MRO 600 inc Clubman 600 & GP2/EVO

RACE 20 - SECTOR ANALYSIS



SECTOR 1 = FL to I1, SECTOR 2 = I1 to FL, DIFF = Difference To Personal Best Lap, P = Crossed Finish Line in Pit Lane, D = Time Disallowed

P5 128		Kelvin HOARE		Yamaha R6 - Southern and Country Roofing Ltd			
IDEAL LAP TIME : 50.469		BEST LAP TIME : 50.479		DIFFERENCE : 0.010			
LAP	SECTOR 1	SECTOR 2	LAP TIME	MPH	DIFF	TIME OF DAY	
1 -		20.360	56.267	77.28	5.788	16:02:38.519	
2 -	30.855	20.144	50.999	85.26	0.520	16:03:29.518	
3 -	30.368	20.111	50.479 (1)	86.14		16:04:19.997	
4 -	30.407	20.101	50.508 (2)	86.09	0.029	16:05:10.505	
5 -	30.596	20.197	50.793	85.61	0.314	16:06:01.298	
6 -	30.413	20.326	50.739 (3)	85.70	0.260	16:06:52.037	
7 -	30.477	20.515	50.992	85.28	0.513	16:07:43.029	
8 -	30.591	20.491	51.082	85.12	0.603	16:08:34.111	
9 -	30.736	20.395	51.131	85.04	0.652	16:09:25.242	
10 -	30.737	20.401	51.138	85.03	0.659	16:10:16.380	
11 -	30.542	20.388	50.930	85.38	0.451	16:11:07.310	

P6 51		Ross CLARKE		Kawasaki ZX600RR - Ross clarke Farriery			
IDEAL LAP TIME : 50.309		BEST LAP TIME : 50.512		DIFFERENCE : 0.203			
LAP	SECTOR 1	SECTOR 2	LAP TIME	MPH	DIFF	TIME OF DAY	
1 -		21.907	1:00.594	71.76	10.082	16:02:42.846	
2 -	32.091	21.381	53.472	81.32	2.960	16:03:36.318	
3 -	31.251	20.480	51.731	84.06	1.219	16:04:28.049	
4 -	30.897	20.105	51.002	85.26	0.490	16:05:19.051	
5 -	30.543	20.451	50.994	85.27	0.482	16:06:10.045	
6 -	30.556	20.573	51.129	85.05	0.617	16:07:01.174	
7 -	30.204	20.374	50.578 (2)	85.97	0.066	16:07:51.752	
8 -	30.304	20.208	50.512 (1)	86.09		16:08:42.264	
9 -	30.765	20.278	51.043	85.19	0.531	16:09:33.307	
10 -	30.486	20.218	50.704 (3)	85.76	0.192	16:10:24.011	
11 -	30.346	20.692	51.038	85.20	0.526	16:11:15.049	

P7 212		Matt PALLETT		Yamaha R6 - BDA Chartered Architects			
IDEAL LAP TIME : 50.121		BEST LAP TIME : 50.443		DIFFERENCE : 0.322			
LAP	SECTOR 1	SECTOR 2	LAP TIME	MPH	DIFF	TIME OF DAY	
1 -		21.682	1:00.066	72.39	9.623	16:02:42.318	
2 -	32.170	20.894	53.064	81.95	2.621	16:03:35.382	
3 -	30.887	20.431	51.318	84.73	0.875	16:04:26.700	
4 -	31.035	20.358	51.393	84.61	0.950	16:05:18.093	
5 -	31.247	20.366	51.613	84.25	1.170	16:06:09.706	
6 -	30.705	20.786	51.491	84.45	1.048	16:07:01.197	
7 -	30.776	20.561	51.337	84.70	0.894	16:07:52.534	
8 -	30.660	20.329	50.989	85.28	0.546	16:08:43.523	
9 -	30.283	20.160	50.443 (1)	86.20		16:09:33.966	
10 -	30.481	20.038	50.519 (2)	86.07	0.076	16:10:24.485	
11 -	30.083	20.624	50.707 (3)	85.75	0.264	16:11:15.192	

P8 779 C		Terry BRIAN		Yamaha R6 - Two Techs Renault Specialist			
IDEAL LAP TIME : 50.210		BEST LAP TIME : 50.275		DIFFERENCE : 0.065			
LAP	SECTOR 1	SECTOR 2	LAP TIME	MPH	DIFF	TIME OF DAY	
1 -		21.446	59.510	73.07	9.235	16:02:41.762	
2 -	32.465	21.001	53.466	81.33	3.191	16:03:35.228	
3 -	31.207	20.481	51.688	84.13	1.413	16:04:26.916	
4 -	31.321	20.306	51.627	84.23	1.352	16:05:18.543	
5 -	30.958	20.366	51.324	84.72	1.049	16:06:09.867	
6 -	30.947	20.468	51.415	84.57	1.140	16:07:01.282	
7 -	30.855	20.508	51.363	84.66	1.088	16:07:52.645	
8 -	31.031	20.534	51.565	84.33	1.290	16:08:44.210	
9 -	30.450	20.149	50.599 (3)	85.94	0.324	16:09:34.809	
10 -	30.414	20.168	50.582 (2)	85.97	0.307	16:10:25.391	
11 -	30.061	20.214	50.275 (1)	86.49		16:11:15.666	

BMCRC - MRO Championships 2023 - Rnd 1 @ Brands Hatch Indy

DART Motorsport MRO 600 inc Clubman 600 & GP2/EVO

RACE 20 - SECTOR ANALYSIS



SECTOR 1 = FL to I1, SECTOR 2 = I1 to FL, DIFF = Difference To Personal Best Lap, P = Crossed Finish Line in Pit Lane, D = Time Disallowed

P9 49 EVO Luke WALLINGTON			Triumph 765 DAYTONA - Elmech Racing			
IDEAL LAP TIME : 50.670		BEST LAP TIME : 50.670	DIFFERENCE : 0.000			
LAP	SECTOR 1	SECTOR 2	LAP TIME	MPH	DIFF	TIME OF DAY
1 -		20.729	58.661	74.13	7.991	16:02:40.913
2 -	31.775	20.804	52.579	82.70	1.909	16:03:33.492
3 -	31.121	20.682	51.803	83.94	1.133	16:04:25.295
4 -	31.413	20.638	52.051	83.54	1.381	16:05:17.346
5 -	31.051	20.613	51.664	84.17	0.994	16:06:09.010
6 -	30.956	20.729	51.685	84.13	1.015	16:07:00.695
7 -	31.125	20.458	51.583 (3)	84.30	0.913	16:07:52.278
8 -	31.279	20.255	51.534 (2)	84.38	0.864	16:08:43.812
9 -	31.073	20.565	51.638	84.21	0.968	16:09:35.450
10 -	30.976	20.632	51.608	84.26	0.938	16:10:27.058
11 -	30.420	20.250	50.670 (1)	85.82		16:11:17.728

P10 3 Joey LAMBDEN			Kawasaki ZX600 RBF -			
IDEAL LAP TIME : 50.917		BEST LAP TIME : 51.151	DIFFERENCE : 0.234			
LAP	SECTOR 1	SECTOR 2	LAP TIME	MPH	DIFF	TIME OF DAY
1 -		21.596	1:00.107	72.34	8.956	16:02:42.359
2 -	32.257	21.147	53.404	81.42	2.253	16:03:35.763
3 -	31.002	20.611	51.613	84.25	0.462	16:04:27.376
4 -	30.888	20.356	51.244	84.86	0.093	16:05:18.620
5 -	31.237	20.584	51.821	83.91	0.670	16:06:10.441
6 -	30.663	20.488	51.151 (1)	85.01		16:07:01.592
7 -	31.190	20.337	51.527	84.39	0.376	16:07:53.119
8 -	30.580	20.589	51.169 (2)	84.98	0.018	16:08:44.288
9 -	30.747	20.709	51.456	84.51	0.305	16:09:35.744
10 -	30.888	20.521	51.409	84.58	0.258	16:10:27.153
11 -	30.597	20.601	51.198 (3)	84.93	0.047	16:11:18.351

P11 96 Jack KIRSCH			- RD Racing			
IDEAL LAP TIME : 50.765		BEST LAP TIME : 50.765	DIFFERENCE : 0.000			
LAP	SECTOR 1	SECTOR 2	LAP TIME	MPH	DIFF	TIME OF DAY
1 -		21.682	1:01.039	71.24	10.274	16:02:43.291
2 -	32.328	21.030	53.358	81.49	2.593	16:03:36.649
3 -	31.845	20.822	52.667	82.56	1.902	16:04:29.316
4 -	31.442	20.974	52.416	82.96	1.651	16:05:21.732
5 -	30.938	20.597	51.535	84.38	0.770	16:06:13.267
6 -	31.037	20.839	51.876	83.82	1.111	16:07:05.143
7 -	30.873	20.318	51.191 (3)	84.94	0.426	16:07:56.334
8 -	30.562	20.203	50.765 (1)	85.66		16:08:47.099
9 -	30.753	20.217	50.970 (2)	85.31	0.205	16:09:38.069
10 -	30.740	20.917	51.657	84.18	0.892	16:10:29.726
11 -	30.923	20.446	51.369	84.65	0.604	16:11:21.095

P12 661 EVO Cameron HARRIS			Triumph 675R - Harris / Tony Scott Motorsport			
IDEAL LAP TIME : 51.265		BEST LAP TIME : 51.460	DIFFERENCE : 0.195			
LAP	SECTOR 1	SECTOR 2	LAP TIME	MPH	DIFF	TIME OF DAY
1 -		21.332	59.555	73.01	8.095	16:02:41.807
2 -	32.113	20.781	52.894	82.21	1.434	16:03:34.701
3 -	30.890	20.651	51.541 (2)	84.37	0.081	16:04:26.242
4 -	30.861	20.772	51.633 (3)	84.22	0.173	16:05:17.875
5 -	30.943	20.517	51.460 (1)	84.50		16:06:09.335
6 -	30.748	20.982	51.730	84.06	0.270	16:07:01.065
7 -	31.310	20.912	52.222	83.27	0.762	16:07:53.287
8 -	31.136	20.884	52.020	83.59	0.560	16:08:45.307
9 -	31.007	20.898	51.905	83.78	0.445	16:09:37.212
10 -	31.445	20.883	52.328	83.10	0.868	16:10:29.540
11 -	31.348	20.677	52.025	83.58	0.565	16:11:21.565

BMCRC - MRO Championships 2023 - Rnd 1 @ Brands Hatch Indy

DART Motorsport MRO 600 inc Clubman 600 & GP2/EVO

RACE 20 - SECTOR ANALYSIS



SECTOR 1 = FL to I1, SECTOR 2 = I1 to FL, DIFF = Difference To Personal Best Lap, P = Crossed Finish Line in Pit Lane, D = Time Disallowed

P13 80		Morgan CREASEY		Yamaha R6 - Warics Ltd		
IDEAL LAP TIME : 51.257		BEST LAP TIME : 51.388		DIFFERENCE : 0.131		
LAP	SECTOR 1	SECTOR 2	LAP TIME	MPH	DIFF	TIME OF DAY
1 -		21.889	1:00.507	71.86	9.119	16:02:42.759
2 -	31.794	21.259	53.053	81.96	1.665	16:03:35.812
3 -	31.597	20.533	52.130	83.41	0.742	16:04:27.942
4 -	31.116	20.455	51.571 (3)	84.32	0.183	16:05:19.513
5 -	31.371	20.648	52.019	83.59	0.631	16:06:11.532
6 -	31.046	20.715	51.761	84.01	0.373	16:07:03.293
7 -	31.208	20.534	51.742	84.04	0.354	16:07:55.035
8 -	31.237	20.607	51.844	83.87	0.456	16:08:46.879
9 -	31.094	20.438	51.532 (2)	84.38	0.144	16:09:38.411
10 -	30.819	20.569	51.388 (1)	84.62		16:10:29.799
11 -	31.213	20.656	51.869	83.83	0.481	16:11:21.668

P14 40 C		Henry ROSS		Yamaha R6 -		
IDEAL LAP TIME : 50.885		BEST LAP TIME : 51.255		DIFFERENCE : 0.370		
LAP	SECTOR 1	SECTOR 2	LAP TIME	MPH	DIFF	TIME OF DAY
1 -		21.836	1:00.204	72.23	8.949	16:02:42.456
2 -	32.369	21.065	53.434	81.38	2.179	16:03:35.890
3 -	32.821	20.611	53.432	81.38	2.177	16:04:29.322
4 -	31.179	20.854	52.033	83.57	0.778	16:05:21.355
5 -	31.289	20.851	52.140	83.40	0.885	16:06:13.495
6 -	31.131	20.734	51.865	83.84	0.610	16:07:05.360
7 -	31.216	20.431	51.647 (3)	84.19	0.392	16:07:57.007
8 -	31.450	20.572	52.022	83.59	0.767	16:08:49.029
9 -	31.006	20.335	51.341 (2)	84.70	0.086	16:09:40.370
10 -	31.481	20.612	52.093	83.47	0.838	16:10:32.463
11 -	30.550	20.705	51.255 (1)	84.84		16:11:23.718

P15 441		Jack SMITH		Kawasaki NINJA 636 - Woodland environmental services		
IDEAL LAP TIME : 50.879		BEST LAP TIME : 51.315		DIFFERENCE : 0.436		
LAP	SECTOR 1	SECTOR 2	LAP TIME	MPH	DIFF	TIME OF DAY
1 -		21.767	1:01.800	70.36	10.485	16:02:44.052
2 -	33.418	21.268	54.686	79.51	3.371	16:03:38.738
3 -	32.129	20.818	52.947	82.13	1.632	16:04:31.685
4 -	32.508	20.713	53.221	81.70	1.906	16:05:24.906
5 -	31.603	20.442	52.045	83.55	0.730	16:06:16.951
6 -	31.452	20.414	51.866	83.84	0.551	16:07:08.817
7 -	31.350	20.089	51.439 (3)	84.53	0.124	16:08:00.256
8 -	31.185	20.142	51.327 (2)	84.72	0.012	16:08:51.583
9 -	30.790	20.525	51.315 (1)	84.74		16:09:42.898
10 -	31.196	20.309	51.505	84.43	0.190	16:10:34.403
11 -	31.077	20.676	51.753	84.02	0.438	16:11:26.156

P16 91 C		Sam HIRST		Kawasaki 636 - Team Valley Racing		
IDEAL LAP TIME : 51.544		BEST LAP TIME : 51.700		DIFFERENCE : 0.156		
LAP	SECTOR 1	SECTOR 2	LAP TIME	MPH	DIFF	TIME OF DAY
1 -		21.750	1:00.730	71.60	9.030	16:02:42.982
2 -	32.815	21.008	53.823	80.79	2.123	16:03:36.805
3 -	31.522	20.611	52.133	83.41	0.433	16:04:28.938
4 -	31.096	20.604	51.700 (1)	84.11		16:05:20.638
5 -	31.243	20.771	52.014	83.60	0.314	16:06:12.652
6 -	31.477	20.886	52.363	83.04	0.663	16:07:05.015
7 -	31.344	20.590	51.934 (2)	83.73	0.234	16:07:56.949
8 -	31.273	20.882	52.155	83.37	0.455	16:08:49.104
9 -	31.635	20.907	52.542	82.76	0.842	16:09:41.646
10 -	31.652	20.953	52.605	82.66	0.905	16:10:34.251
11 -	30.954	20.997	51.951 (3)	83.70	0.251	16:11:26.202

BMCRC - MRO Championships 2023 - Rnd 1 @ Brands Hatch Indy

DART Motorsport MRO 600 inc Clubman 600 & GP2/EVO

RACE 20 - SECTOR ANALYSIS



SECTOR 1 = FL to I1, SECTOR 2 = I1 to FL, DIFF = Difference To Personal Best Lap, P = Crossed Finish Line in Pit Lane, D = Time Disallowed

P17 95		Grant ROBERTSON		Kawasaki ZX6R -		
IDEAL LAP TIME : 51.801		BEST LAP TIME : 51.869		DIFFERENCE : 0.068		
LAP	SECTOR 1	SECTOR 2	LAP TIME	MPH	DIFF	TIME OF DAY
1 -		21.886	1:01.264	70.98	9.395	16:02:43.516
2 -	32.885	20.897	53.782	80.85	1.913	16:03:37.298
3 -	31.913	20.860	52.773	82.40	0.904	16:04:30.071
4 -	31.732	20.675	52.407	82.97	0.538	16:05:22.478
5 -	31.475	20.543	52.018	83.59	0.149	16:06:14.496
6 -	31.378	20.544	51.922 (2)	83.75	0.053	16:07:06.418
7 -	31.542	20.654	52.196	83.31	0.327	16:07:58.614
8 -	31.591	20.699	52.290	83.16	0.421	16:08:50.904
9 -	31.317	20.552	51.869 (1)	83.83		16:09:42.773
10 -	31.978	20.870	52.848	82.28	0.979	16:10:35.621
11 -	31.258	20.694	51.952 (3)	83.70	0.083	16:11:27.573

P18 35		Kai DICKINSON		Kawasaki ZX636 -		
IDEAL LAP TIME : 51.806		BEST LAP TIME : 51.822		DIFFERENCE : 0.016		
LAP	SECTOR 1	SECTOR 2	LAP TIME	MPH	DIFF	TIME OF DAY
1 -		21.824	1:01.457	70.75	9.635	16:02:43.709
2 -	33.001	21.611	54.612	79.62	2.790	16:03:38.321
3 -	32.366	21.270	53.636	81.07	1.814	16:04:31.957
4 -	32.489	20.918	53.407	81.42	1.585	16:05:25.364
5 -	31.788	20.818	52.606	82.66	0.784	16:06:17.970
6 -	31.205	20.829	52.034 (3)	83.57	0.212	16:07:10.004
7 -	31.030	20.792	51.822 (1)	83.91		16:08:01.826
8 -	31.088	20.798	51.886 (2)	83.81	0.064	16:08:53.712
9 -	31.205	20.960	52.165	83.36	0.343	16:09:45.877
10 -	31.014	21.143	52.157	83.37	0.335	16:10:38.034
11 -	31.245	21.201	52.446	82.91	0.624	16:11:30.480

P19 71		Oliver MACRAE		- EPS PUMPS		
IDEAL LAP TIME : 52.221		BEST LAP TIME : 52.248		DIFFERENCE : 0.027		
LAP	SECTOR 1	SECTOR 2	LAP TIME	MPH	DIFF	TIME OF DAY
1 -		21.662	1:02.022	70.11	9.774	16:02:44.274
2 -	32.713	21.057	53.770	80.87	1.522	16:03:38.044
3 -	31.609	20.639	52.248 (1)	83.23		16:04:30.292
4 -	33.748	20.802	54.550	79.71	2.302	16:05:24.842
5 -	32.553	20.982	53.535	81.22	1.287	16:06:18.377
6 -	32.326	20.758	53.084	81.91	0.836	16:07:11.461
7 -	32.133	21.083	53.216	81.71	0.968	16:08:04.677
8 -	32.202	20.885	53.087	81.91	0.839	16:08:57.764
9 -	31.887	20.942	52.829 (3)	82.31	0.581	16:09:50.593
10 -	31.919	21.110	53.029	82.00	0.781	16:10:43.622
11 -	31.582	20.899	52.481 (2)	82.86	0.233	16:11:36.103

P20 85 C		James ROBINSON		Yamaha R6 - claire palastanga ceramics		
IDEAL LAP TIME : 52.188		BEST LAP TIME : 52.188		DIFFERENCE : 0.000		
LAP	SECTOR 1	SECTOR 2	LAP TIME	MPH	DIFF	TIME OF DAY
1 -		21.830	1:01.671	70.51	9.483	16:02:43.923
2 -	33.397	21.322	54.719	79.47	2.531	16:03:38.642
3 -	32.613	21.536	54.149	80.30	1.961	16:04:32.791
4 -	32.328	21.043	53.371	81.47	1.183	16:05:26.162
5 -	31.953	21.158	53.111	81.87	0.923	16:06:19.273
6 -	31.962	20.986	52.948	82.12	0.760	16:07:12.221
7 -	32.093	20.751	52.844 (3)	82.29	0.656	16:08:05.065
8 -	32.578	20.868	53.446	81.36	1.258	16:08:58.511
9 -	32.175	20.994	53.169	81.78	0.981	16:09:51.680
10 -	31.468	20.720	52.188 (1)	83.32		16:10:43.868
11 -	31.694	20.783	52.477 (2)	82.86	0.289	16:11:36.345

BMCRC - MRO Championships 2023 - Rnd 1 @ Brands Hatch Indy

DART Motorsport MRO 600 inc Clubman 600 & GP2/EVO

RACE 20 - SECTOR ANALYSIS



SECTOR 1 = FL to I1, SECTOR 2 = I1 to FL, DIFF = Difference To Personal Best Lap, P = Crossed Finish Line in Pit Lane, D = Time Disallowed

P21 22 C		Toby TRUNDLE		Yamaha R6 - Harris Motorcycles - Harlow		
IDEAL LAP TIME : 52.485		BEST LAP TIME : 52.782		DIFFERENCE : 0.297		
LAP	SECTOR 1	SECTOR 2	LAP TIME	MPH	DIFF	TIME OF DAY
1 -		22.100	1:02.287	69.81	9.505	16:02:44.539
2 -	33.291	21.238	54.529	79.74	1.747	16:03:39.068
3 -	32.169	21.200	53.369	81.48	0.587	16:04:32.437
4 -	32.271	21.043	53.314	81.56	0.532	16:05:25.751
5 -	31.959	21.104	53.063	81.95	0.281	16:06:18.814
6 -	32.118	21.051	53.169	81.78	0.387	16:07:11.983
7 -	31.749	21.038	52.787 (2)	82.38	0.005	16:08:04.770
8 -	32.411	20.779	53.190	81.75	0.408	16:08:57.960
9 -	32.169	20.779	52.948	82.12	0.166	16:09:50.908
10 -	32.046	20.736	52.782 (1)	82.38		16:10:43.690
11 -	32.030	20.814	52.844 (3)	82.29	0.062	16:11:36.534

P22 14 C		Jack MUIR		Kawasaki ZX636 -		
IDEAL LAP TIME : 53.636		BEST LAP TIME : 53.636		DIFFERENCE : 0.000		
LAP	SECTOR 1	SECTOR 2	LAP TIME	MPH	DIFF	TIME OF DAY
1 -		22.361	1:04.160	67.77	10.524	16:02:46.412
2 -	33.992	21.860	55.852	77.85	2.216	16:03:42.264
3 -	33.206	21.335	54.541	79.73	0.905	16:04:36.805
4 -	32.692	21.475	54.167	80.28	0.531	16:05:30.972
5 -	32.672	21.182	53.854 (3)	80.74	0.218	16:06:24.826
6 -	32.586	21.050	53.636 (1)	81.07		16:07:18.462
7 -	32.862	21.296	54.158	80.29	0.522	16:08:12.620
8 -	33.508	21.321	54.829	79.31	1.193	16:09:07.449
9 -	34.262	21.446	55.708	78.06	2.072	16:10:03.157
10 -	32.618	21.106	53.724 (2)	80.94	0.088	16:10:56.881

P23 58 C		Paul NICHOLAS		Yamaha YZF R6 - RL consultancy services LTD		
IDEAL LAP TIME : 53.577		BEST LAP TIME : 53.577		DIFFERENCE : 0.000		
LAP	SECTOR 1	SECTOR 2	LAP TIME	MPH	DIFF	TIME OF DAY
1 -		23.562	1:05.545	66.34	11.968	16:02:47.797
2 -	34.046	21.811	55.857	77.85	2.280	16:03:43.654
3 -	32.867	21.536	54.403	79.93	0.826	16:04:38.057
4 -	32.650	21.561	54.211	80.21	0.634	16:05:32.268
5 -	32.923	21.524	54.447	79.86	0.870	16:06:26.715
6 -	32.743	21.409	54.152 (3)	80.30	0.575	16:07:20.867
7 -	32.977	21.463	54.440	79.87	0.863	16:08:15.307
8 -	32.918	21.397	54.315	80.06	0.738	16:09:09.622
9 -	32.704	21.300	54.004 (2)	80.52	0.427	16:10:03.626
10 -	32.322	21.255	53.577 (1)	81.16		16:10:57.203

P24 129 C		David JAMES		Yamaha R6 -		
IDEAL LAP TIME : 54.766		BEST LAP TIME : 54.766		DIFFERENCE : 0.000		
LAP	SECTOR 1	SECTOR 2	LAP TIME	MPH	DIFF	TIME OF DAY
1 -		22.878	1:04.956	66.94	10.190	16:02:47.208
2 -	33.708	22.144	55.852	77.85	1.086	16:03:43.060
3 -	33.664	22.297	55.961	77.70	1.195	16:04:39.021
4 -	33.492	22.102	55.594	78.22	0.828	16:05:34.615
5 -	33.364	22.006	55.370	78.53	0.604	16:06:29.985
6 -	32.990	22.083	55.073 (2)	78.96	0.307	16:07:25.058
7 -	33.137	22.252	55.389	78.51	0.623	16:08:20.447
8 -	32.918	21.848	54.766 (1)	79.40		16:09:15.213
9 -	33.132	22.350	55.482	78.37	0.716	16:10:10.695
10 -	32.927	22.159	55.086 (3)	78.94	0.320	16:11:05.781

BMCRC - MRO Championships 2023 - Rnd 1 @ Brands Hatch Indy

DART Motorsport MRO 600 inc Clubman 600 & GP2/EVO

RACE 20 - SECTOR ANALYSIS



SECTOR 1 = FL to I1, SECTOR 2 = I1 to FL, DIFF = Difference To Personal Best Lap, P = Crossed Finish Line in Pit Lane, D = Time Disallowed

P25 888 C		Brandon WRIGHT		Yamaha R6 - 888 Vapour		
IDEAL LAP TIME : 54.205		BEST LAP TIME : 54.634		DIFFERENCE : 0.429		
LAP	SECTOR 1	SECTOR 2	LAP TIME	MPH	DIFF	TIME OF DAY
1 -		22.774	1:04.592	67.32	9.958	16:02:46.844
2 -	35.932	22.705	58.637	74.16	4.003	16:03:45.481
3 -	35.063	21.964	57.027	76.25	2.393	16:04:42.508
4 -	34.185	21.685	55.870	77.83	1.236	16:05:38.378
5 -	34.347	21.882	56.229	77.33	1.595	16:06:34.607
6 -	34.086	21.434	55.520	78.32	0.886	16:07:30.127
7 -	33.452	21.635	55.087 (3)	78.94	0.453	16:08:25.214
8 -	33.779	21.190	54.969 (2)	79.11	0.335	16:09:20.183
9 -	33.814	21.400	55.214	78.75	0.580	16:10:15.397
10 -	33.015	21.619	54.634 (1)	79.59		16:11:10.031

P26 39		Aaron MONK		Kawasaki NINJA 636 - flyaspitfire.co.uk		
IDEAL LAP TIME : 54.691		BEST LAP TIME : 54.829		DIFFERENCE : 0.138		
LAP	SECTOR 1	SECTOR 2	LAP TIME	MPH	DIFF	TIME OF DAY
1 -		24.328	1:08.187	63.77	13.358	16:02:50.439
2 -	35.785	22.960	58.745	74.02	3.916	16:03:49.184
3 -	34.515	22.579	57.094	76.16	2.265	16:04:46.278
4 -	34.481	22.153	56.634	76.78	1.805	16:05:42.912
5 -	33.946	21.846	55.792	77.94	0.963	16:06:38.704
6 -	34.034	21.791	55.825	77.89	0.996	16:07:34.529
7 -	33.735	21.727	55.462 (3)	78.40	0.633	16:08:29.991
8 -	33.436	21.554	54.990 (2)	79.07	0.161	16:09:24.981
9 -	33.137	21.692	54.829 (1)	79.31		16:10:19.810
10 -	33.579	22.088	55.667	78.11	0.838	16:11:15.477

P27 31		Dylan MELLOR		Kawasaki ZX6-R - BDS Motorcycles		
IDEAL LAP TIME : 51.441		BEST LAP TIME : 51.441		DIFFERENCE : 0.000		
LAP	SECTOR 1	SECTOR 2	LAP TIME	MPH	DIFF	TIME OF DAY
1 -		21.968	1:00.848	71.46	9.407	16:02:43.100
2 -	32.166	21.212	53.378	81.46	1.937	16:03:36.478
3 -	31.548	21.167	52.715	82.49	1.274	16:04:29.193
4 -	31.084	21.131	52.215	83.28	0.774	16:05:21.408
5 -	30.955	20.486	51.441 (1)	84.53		16:06:12.849
6 -	31.730	20.704	52.434	82.93	0.993	16:07:05.283
7 -	31.602	20.630	52.232	83.25	0.791	16:07:57.515
8 -	31.291	20.639	51.930 (3)	83.73	0.489	16:08:49.445
9 -	31.013	20.539	51.552 (2)	84.35	0.111	16:09:40.997

P28 27 C		Timothy PETTS		Triumph DAYTONA 675 -		
IDEAL LAP TIME : 58.575		BEST LAP TIME : 59.017		DIFFERENCE : 0.442		
LAP	SECTOR 1	SECTOR 2	LAP TIME	MPH	DIFF	TIME OF DAY
1 -		23.340	1:07.044	64.86	8.027	16:02:49.296
2 -	36.452	23.282	59.734 (2)	72.79	0.717	16:03:49.030
3 -	36.255	22.762	59.017 (1)	73.68		16:04:48.047

BMCRC - MRO Championships 2023 - Rnd 1 @ Brands Hatch Indy

DART Motorsport MRO 600 inc Clubman 600 & GP2/EVO

RACE 20 - BEST SECTORS

SECTOR 1			SECTOR 2			IDEAL / BEST COMPARISON						
POS	NO	NAME	TIME	NO	NAME	TIME	POS	NO	NAME	IDEAL	BEST	DIFF
									PERFECT LAP	48.263		
1	7	ROSE	28.844	7	ROSE	19.419	1	7	ROSE	48.263	48.487	0.224
2	47	SEABRIGHT	29.007	47	SEABRIGHT	19.491	2	47	SEABRIGHT	48.498	48.585	0.087
3	818	BARKER	29.738	818	BARKER	19.810	3	818	BARKER	49.548	49.618	0.070
4	779	BRIAN	30.061	134	GILBERT	19.812	4	134	GILBERT	50.030	50.219	0.189
5	212	PALLET	30.083	212	PALLET	20.038	5	212	PALLET	50.121	50.443	0.322
6	51	CLARKE	30.204	441	SMITH	20.089	6	779	BRIAN	50.210	50.275	0.065
7	134	GILBERT	30.218	128	HOARE	20.101	7	51	CLARKE	50.309	50.512	0.203
8	128	HOARE	30.368	51	CLARKE	20.105	8	128	HOARE	50.469	50.479	0.010
9	49	WALLINGTON	30.420	779	BRIAN	20.149	9	49	WALLINGTON	50.670	50.670	0.000
10	40	ROSS	30.550	96	KIRSCH	20.203	10	96	KIRSCH	50.765	50.765	0.000
11	96	KIRSCH	30.562	49	WALLINGTON	20.250	11	441	SMITH	50.879	51.315	0.436
12	3	LAMBDEN	30.580	40	ROSS	20.335	12	40	ROSS	50.885	51.255	0.370
13	661	HARRIS	30.748	3	LAMBDEN	20.337	13	3	LAMBDEN	50.917	51.151	0.234
14	441	SMITH	30.790	80	CREASEY	20.438	14	80	CREASEY	51.257	51.388	0.131
15	80	CREASEY	30.819	31	MELLOR	20.486	15	661	HARRIS	51.265	51.460	0.195
16	91	HIRST	30.954	661	HARRIS	20.517	16	31	MELLOR	51.441	51.441	0.000
17	31	MELLOR	30.955	95	ROBERTSON	20.543	17	91	HIRST	51.544	51.700	0.156
18	35	DICKINSON	31.014	91	HIRST	20.590	18	95	ROBERTSON	51.801	51.869	0.068
19	95	ROBERTSON	31.258	71	MACRAE	20.639	19	35	DICKINSON	51.806	51.822	0.016
20	85	ROBINSON	31.468	85	ROBINSON	20.720	20	85	ROBINSON	52.188	52.188	0.000
21	71	MACRAE	31.582	22	TRUNDLE	20.736	21	71	MACRAE	52.221	52.248	0.027
22	22	TRUNDLE	31.749	35	DICKINSON	20.792	22	22	TRUNDLE	52.485	52.782	0.297
23	58	NICHOLAS	32.322	14	MUIR	21.050	23	58	NICHOLAS	53.577	53.577	0.000
24	14	MUIR	32.586	888	WRIGHT	21.190	24	14	MUIR	53.636	53.636	0.000
25	129	JAMES	32.918	58	NICHOLAS	21.255	25	888	WRIGHT	54.205	54.634	0.429
26	888	WRIGHT	33.015	39	MONK	21.554	26	39	MONK	54.691	54.829	0.138
27	39	MONK	33.137	129	JAMES	21.848	27	129	JAMES	54.766	54.766	0.000
28	27	PETTS	35.813	27	PETTS	22.762	28	27	PETTS	58.575	59.017	0.442
29												

BMCRC - MRO Championships 2023 - Rnd 1 @ Brands Hatch Indy

DART Motorsport MRO 600 inc Clubman 600 & GP2/EVO

RACE 20 - STATISTICS

Competitors Started	29
Planned Start	2023-03-12 @ 16:20:00.000
Actual Start	2023-03-12 @ 16:01:42.251
Finish Time	2023-03-12 @ 16:10:48.006
Track Length	1.2079mi.
Total Laps	293
Total Distance Covered	353.9280mi.

Session Fastest Lap History

NO	CL	NAME	LAP TIME	TIME OF DAY	LAP	VEHICLE
47		Fenton SEABRIGHT	50.373	16:03:27.472	2	Yamaha R6
7		Taylor ROSE	50.369	16:03:27.552	2	Yamaha R6
47		Fenton SEABRIGHT	49.626	16:04:17.099	3	Yamaha R6
7		Taylor ROSE	49.611	16:04:17.152	3	Yamaha R6
7		Taylor ROSE	48.777	16:05:05.940	4	Yamaha R6
7		Taylor ROSE	48.532	16:06:43.352	6	Yamaha R6
7		Taylor ROSE	48.487	16:10:48.018	11	Yamaha R6

Session Leader History

NO	CL	NAME	FROM LAP	LAPS LED	DISTANCE	VEHICLE
47		Fenton SEABRIGHT	1	3	3.62 miles	Yamaha R6
7		Taylor ROSE	4	5	6.03 miles	Yamaha R6
47		Fenton SEABRIGHT	9	2	2.41 miles	Yamaha R6
7		Taylor ROSE	11	1	1.20 miles	Yamaha R6

Flag History

TYPE	TIME OF DAY
GREEN	16:01:42.251
FINISH	16:10:48.006

Flag Statistics

TYPE	COUNT	TOTAL LAPS	TOTAL TIME
Green	1	11	10:33.933
Red	0	0	0.000
Safety Car	0	0	0.000
FCY	0	0	0.000

BMCRC - MRO Championships 2023 - Rnd 1 @ Brands Hatch Indy

DART Motorsport MRO 600 inc Clubman 600 & GP2/EVO

RACE 20 - STATISTICS

CLASS :

17 Starters

Fastest Lap History

NO	NAME	LAP TIME	TIME OF DAY	LAP	VEHICLE
47	Fenton SEABRIGHT	50.373	16:03:27.472	2	Yamaha R6
7	Taylor ROSE	50.369	16:03:27.552	2	Yamaha R6
47	Fenton SEABRIGHT	49.626	16:04:17.099	3	Yamaha R6
7	Taylor ROSE	49.611	16:04:17.152	3	Yamaha R6
7	Taylor ROSE	48.777	16:05:05.940	4	Yamaha R6
7	Taylor ROSE	48.532	16:06:43.352	6	Yamaha R6
7	Taylor ROSE	48.487	16:10:48.018	11	Yamaha R6

Leader History

NO	NAME	FROM LAP	LAPS LED	DISTANCE	VEHICLE
47	Fenton SEABRIGHT	1	3	3.62 miles	Yamaha R6
7	Taylor ROSE	4	5	6.03 miles	Yamaha R6
47	Fenton SEABRIGHT	9	2	2.41 miles	Yamaha R6
7	Taylor ROSE	11	1	1.20 miles	Yamaha R6

BMCRC - MRO Championships 2023 - Rnd 1 @ Brands Hatch Indy

DART Motorsport MRO 600 inc Clubman 600 & GP2/EVO

RACE 20 - STATISTICS

CLASS : C

10 Starters

Fastest Lap History

NO	NAME	LAP TIME	TIME OF DAY	LAP	VEHICLE
779	Terry BRIAN	53.466	16:03:35.244	2	Yamaha R6
40	Henry ROSS	53.434	16:03:35.913	2	Yamaha R6
779	Terry BRIAN	51.688	16:04:26.930	3	Yamaha R6
779	Terry BRIAN	51.627	16:05:18.558	4	Yamaha R6
779	Terry BRIAN	51.324	16:06:09.881	5	Yamaha R6
779	Terry BRIAN	50.599	16:09:34.824	9	Yamaha R6
779	Terry BRIAN	50.582	16:10:25.406	10	Yamaha R6
779	Terry BRIAN	50.275	16:11:15.681	11	Yamaha R6

Leader History

NO	NAME	FROM LAP	LAPS LED	DISTANCE	VEHICLE
779	Terry BRIAN	1	11	13.28 miles	Yamaha R6

BMCRC - MRO Championships 2023 - Rnd 1 @ Brands Hatch Indy

DART Motorsport MRO 600 inc Clubman 600 & GP2/EVO

RACE 20 - STATISTICS

CLASS : EVO

2 Starters

Fastest Lap History

NO	NAME	LAP TIME	TIME OF DAY	LAP	VEHICLE
49	Luke WALLINGTON	52.579	16:03:33.512	2	Triumph 765 DAYTONA
49	Luke WALLINGTON	51.803	16:04:25.314	3	Triumph 765 DAYTONA
661	Cameron HARRIS	51.541	16:04:26.250	3	Triumph 675R
661	Cameron HARRIS	51.460	16:06:09.343	5	Triumph 675R
49	Luke WALLINGTON	50.670	16:11:17.748	11	Triumph 765 DAYTONA

Leader History

NO	NAME	FROM LAP	LAPS LED	DISTANCE	VEHICLE
49	Luke WALLINGTON	1	11	13.28 miles	Triumph 765 DAYTONA

**Properly
Protected**

.CO.UK



MRO MINITWINS & BMCRC ROOKIE MINITEINS

Supported by Properly Protected



BMCRC-MRO Championships - Round 1

Brands Hatch Indy

11th / 12th March 2023



SPORTS TIMING

TIMING SOLUTIONS LTD

Timing & Results Provided by Timing Solutions Ltd

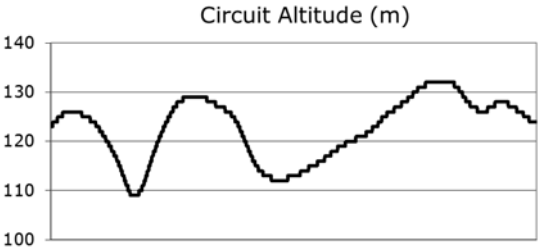
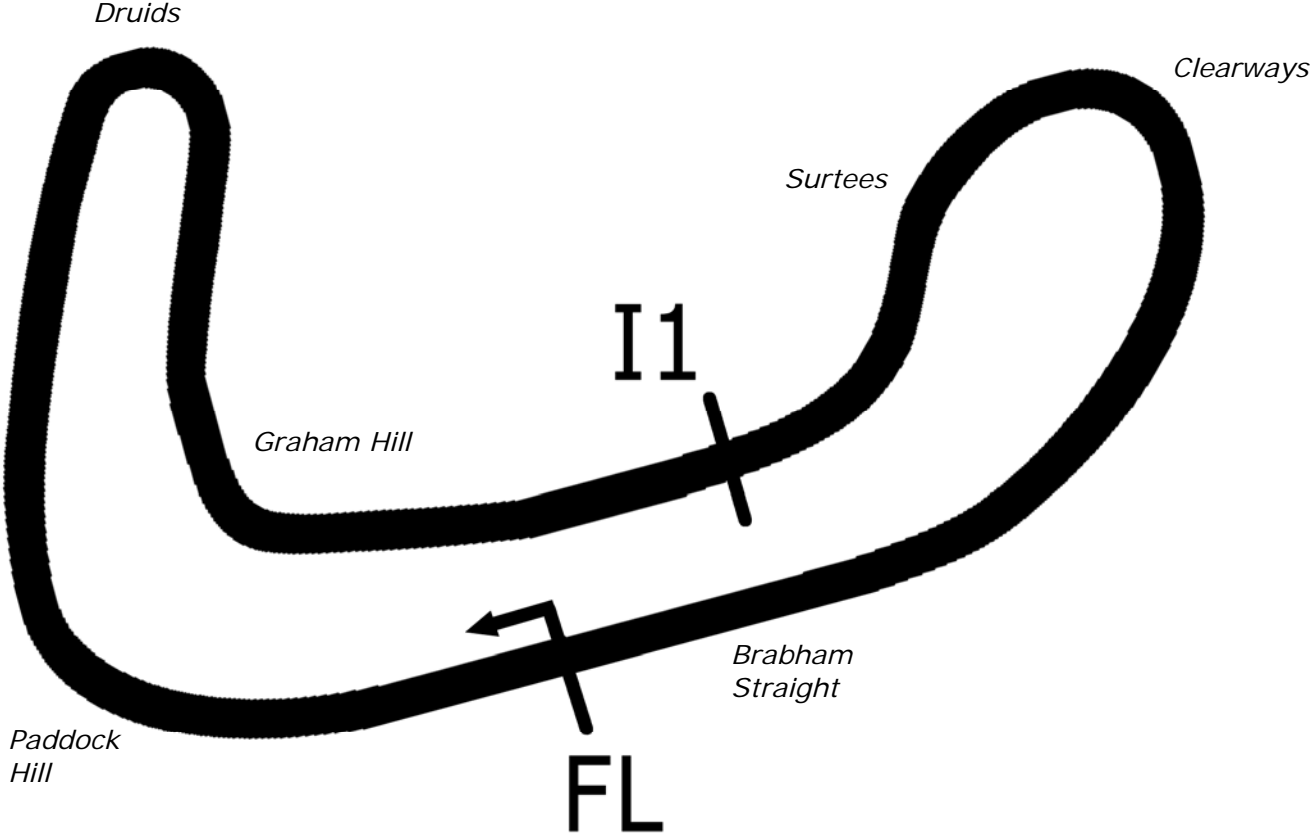
www.tsl-timing.com

Brands Hatch Indy



SPORTS TIMING

TIMING SOLUTIONS LTD



Length	1.2079 miles	1944.0 m	
FL		51.36032 N	0.26032 E
I1	1112m	51.35934 N	0.25955 E
Pit Entry	1669m	51.35911 N	0.25743 E
Pit Exit	26m after FL	51.36027 N	0.26078 E
Pit Entry–Pit Exit 277m, 16.6s @60kph, 12.4s @80kph			

BMCRC - MRO Championships 2023 - Rnd 1 @ Brands Hatch Indy



MRO Minitwins & BMCRC Rookie Minitwins

QUALIFYING - CLASSIFICATION

POS	NO	CL	PIC NAME	ENTRY	TIME	ON	LAPS	GAP	DIFF	MPH
1	58		1 Stacey KILLWORTH	Suzuki SV650 - Greenplant/Everns	54.908	8	10			79.19
2	72	RMT	1 Daniel BLACK	Suzuki SV650 - DAD	55.086	12	13	0.178	0.178	78.94
3	19		2 Kevin LILLEY	Suzuki SV650 - Trafalgar Cleaning Eqpt. / Steve Jordar	55.326	8	13	0.418	0.240	78.59
4	34		3 Andrew JOHNSON	Suzuki SV650 - Rose & Charlie Racing	55.455	8	13	0.547	0.129	78.41
5	5		4 Barry MANTELL	Suzuki SV650 S - Swedish car connection	55.512	7	7	0.604	0.057	78.33
6	99		5 Lee ELLIS	Suzuki SV650 - ATP Motorsport	55.538	12	13	0.630	0.026	78.29
7	81		6 Malvern MAY	Suzuki SV650 - IMP racing	56.331	10	10	1.423	0.793	77.19
8	1		7 David TWYFORD	Suzuki SV650 - MHP, IMP Racing	56.355	5	11	1.447	0.024	77.16
9	910*	RMT	2 Harry GOWER	Suzuki SV650 - RightGear Motorcycles	56.541	9	13	1.633	0.186	76.91
10	167	RMT	3 Terry SMITH	Suzuki SV650 - IMP Racing	57.028	10	11	2.120	0.487	76.25
11	21	RMT	4 Toby FINNIS	Suzuki SV650 - NOKA	57.136	8	13	2.228	0.108	76.10
12	119		8 Simon HEALEY	Suzuki SV650 - Popular Tyres Ltd / Pro Parts Ltd	57.153	10	13	2.245	0.017	76.08
13	191		9 Justin GRACE	Suzuki SV650 - G-Race Motorsports	57.211	10	12	2.303	0.058	76.00
14	15	RMT	5 James SVENSEN	Suzuki SV650S -	57.431	11	12	2.523	0.220	75.71
15	29		10 Hayden KILLWORTH	Suzuki SV 650 - A&S Killworth / H11xy	57.944	6	12	3.036	0.513	75.04
16	47		11 Tristan BOHANAN	Suzuki SV650 -	58.057	7	13	3.149	0.113	74.90
17	45		12 Terence QUINCE	Suzuki SV650 - K&Q, HM Racing, Titan-x	58.370	11	11	3.462	0.313	74.50
18	93		13 Tony BOTTO	Suzuki SV650 - TB Motorcycles	58.417	5	5	3.509	0.047	74.44
19	3		14 Oliver ARBON	Suzuki SV650 - tt plumbing and heating	58.617	11	12	3.709	0.200	74.18
20	127	RMT	6 Matthew CHAM	Ducati MONSTER 696 -	59.290	6	7	4.382	0.673	73.34
21	158		15 Jordan KILLWORTH	Suzuki SV 650 - BK Racing / Rabbit	59.324	11	12	4.416	0.034	73.30
22	74	RMT	7 Billy HICK	Suzuki SV650 -	59.963	4	10	5.055	0.639	72.52
23	213	RMT	8 Paul WRIGHT	Suzuki SV650 - Everquip	1:00.339	11	11	5.431	0.376	72.06
24	138		16 Craig JARMIN	Suzuki SV650 - SK PreP	1:00.341	9	12	5.433	0.002	72.06
25	26		17 Piers DARBY	Suzuki SV650 - Darby Racing	1:00.869	4	9	5.961	0.528	71.44
26	38	RMT	9 Peter MOSS	Suzuki SV650 - CharlieMossRacing	1:01.073	9	10	6.165	0.204	71.20
27	116		18 Gareth FAITH	Suzuki SV650 - Sitramoto	1:01.758	4	7	6.850	0.685	70.41
28	42	RMT	10 Luke GARD	Suzuki SV650 -	1:02.839	7	12	7.931	1.081	69.20
29	777	RMT	11 Richard HIRST	Suzuki SV650 - Northern garage conversion	1:03.788	3	3	8.880	0.949	68.17
30	27	RMT	12 Jack BETTIS	Suzuki SV650 - NB Toolmaking	1:04.024	5	12	9.116	0.236	67.92
31	250	RMT	13 Adam RICHARDSON	Suzuki SV650 - Everquip	1:04.527	8	11	9.619	0.503	67.39
32	10	RMT	14 Ian LAURIE	Suzuki SV650 -	1:05.147	4	5	10.239	0.620	66.75
33	104	RMT	15 Jack GRIFFITHS	Suzuki SV650 -	1:06.821	5	9	11.913	1.674	65.07
34	321	RMT	16 Illia ZHURAVEL	Suzuki SV650 -	1:07.725	9	9	12.817	0.904	64.20
35	17	RMT	17 Alex BUCHANAN	Suzuki SV650S -	1:09.584	8	10	14.676	1.859	62.49

* No. 910 - Fastest lap removed - yellow flag infringement

Weather / Track : Cloudy / Dry

These results are provisional until the conclusion of any judicial and technical matters.

Brands Hatch Indy: 1.2079 miles
Date: 11/03/2023 Start: 09:31 Finish: 09:43

Clerk Of Course :	Stewards :	Timekeeper : <i>Craig Smith</i>
-------------------	------------	------------------------------------

Results can be found at www.tsl-timing.com

Printed - 09:47 Saturday, 11 March 2023



BMCRC - MRO Championships 2023 - Rnd 1 @ Brands Hatch Indy

MRO Minitwins & BMCRC Rookie Minitwins

QUALIFYING - SECTOR ANALYSIS



SECTOR 1 = FL to I1, SECTOR 2 = I1 to FL, DIFF = Difference To Personal Best Lap, P = Crossed Finish Line in Pit Lane, D = Time Disallowed

P1 58		Stacey KILLWORTH		Suzuki SV650 - Greenplant/Everns		
IDEAL LAP TIME : 54.668		BEST LAP TIME : 54.908		DIFFERENCE : 0.240		
LAP	SECTOR 1	SECTOR 2	LAP TIME	MPH	DIFF	TIME OF DAY
1 -	37.386	25.037	1:02.423	69.66	7.515	09:32:50.954
2 -	34.147	22.731	56.878	76.45	1.970	09:33:47.832
3 -	33.710	22.316	56.026	77.61	1.118	09:34:43.858
4 -	33.829	22.566	56.395	77.10	1.487	09:35:40.253
5 -	34.196	22.367	56.563	76.88	1.655	09:36:36.816
6 -	33.237	22.304	55.541 (3)	78.29	0.633	09:37:32.357
7 -	34.009	22.233	56.242	77.31	1.334	09:38:28.599
8 -	32.542	22.366	54.908 (1)	79.19		09:39:23.507
9 -	32.872	22.206	55.078 (2)	78.95	0.170	09:40:18.585
10 -	33.853	22.126	55.979	77.68	1.071	09:41:14.564

P2 72 RMT		Daniel BLACK		Suzuki SV650 - DAD		
IDEAL LAP TIME : 54.895		BEST LAP TIME : 55.086		DIFFERENCE : 0.191		
LAP	SECTOR 1	SECTOR 2	LAP TIME	MPH	DIFF	TIME OF DAY
1 -	38.849	25.385	1:04.234	67.69	9.148	09:32:51.973
2 -	35.840	23.192	59.032	73.66	3.946	09:33:51.005
3 -	34.224	22.661	56.885	76.44	1.799	09:34:47.890
4 -	33.699	22.102	55.801	77.93	0.715	09:35:43.691
5 -	34.834	22.405	57.239	75.97	2.153	09:36:40.930
6 -	33.471	22.523	55.994	77.66	0.908	09:37:36.924
7 -	33.396	22.350	55.746 (3)	78.00	0.660	09:38:32.670
8 -	33.408	22.148	55.556 (2)	78.27	0.470	09:39:28.226
9 -	33.890	22.160	56.050	77.58	0.964	09:40:24.276
10 -	33.292	22.673	55.965	77.70	0.879	09:41:20.241
11 -	33.286	22.810	56.096	77.52	1.010	09:42:16.337
12 -	32.793	22.293	55.086 (1)	78.94		09:43:11.423
13 -	33.201	23.103	56.304	77.23	1.218	09:44:07.727

P3 19		Kevin LILLEY		Suzuki SV650 - Trafalgar Cleaning Eqpt. / Steve Jordan Motorcy		
IDEAL LAP TIME : 54.907		BEST LAP TIME : 55.326		DIFFERENCE : 0.419		
LAP	SECTOR 1	SECTOR 2	LAP TIME	MPH	DIFF	TIME OF DAY
1 -	37.814	23.540	1:01.354	70.87	6.028	09:32:45.977
2 -	35.494	23.736	59.230	73.41	3.904	09:33:45.207
3 -	34.678	23.184	57.862	75.15	2.536	09:34:43.069
4 -	34.504	22.536	57.040	76.23	1.714	09:35:40.109
5 -	34.249	22.296	56.545	76.90	1.219	09:36:36.654
6 -	33.177	22.334	55.511 (3)	78.33	0.185	09:37:32.165
7 -	34.086	22.615	56.701	76.69	1.375	09:38:28.866
8 -	32.991	22.335	55.326 (1)	78.59		09:39:24.192
9 -	32.850	22.960	55.810	77.91	0.484	09:40:20.002
10 -	34.867	23.534	58.401	74.46	3.075	09:41:18.403
11 -	34.202	23.753	57.955	75.03	2.629	09:42:16.358
12 -	33.371	22.057	55.428 (2)	78.45	0.102	09:43:11.786
13 -	33.308	22.742	56.050	77.58	0.724	09:44:07.836

BMCRC - MRO Championships 2023 - Rnd 1 @ Brands Hatch Indy

MRO Minitwins & BMCRC Rookie Minitwins

QUALIFYING - SECTOR ANALYSIS



SECTOR 1 = FL to I1, SECTOR 2 = I1 to FL, DIFF = Difference To Personal Best Lap, P = Crossed Finish Line in Pit Lane, D = Time Disallowed

P4 34		Andrew JOHNSON		Suzuki SV650 - Rose & Charlie Racing			
IDEAL LAP TIME : 55.455		BEST LAP TIME : 55.455		DIFFERENCE : 0.000			
LAP	SECTOR 1	SECTOR 2	LAP TIME	MPH	DIFF	TIME OF DAY	
1 -	42.325	26.601	1:08.926	63.09	13.471	09:32:52.607	
2 -	39.343	25.084	1:04.427	67.49	8.972	09:33:57.034	
3 -	34.574	22.829	57.403	75.75	1.948	09:34:54.437	
4 -	34.337	22.401	56.738	76.64	1.283	09:35:51.175	
5 -	34.227	23.036	57.263	75.94	1.808	09:36:48.438	
6 -	34.416	22.261	56.677 (3)	76.72	1.222	09:37:45.115	
7 -	34.963	22.564	57.527	75.59	2.072	09:38:42.642	
8 -	33.500	21.955	55.455 (1)	78.41		09:39:38.097	
9 -	34.113	22.262	56.375 (2)	77.13	0.920	09:40:34.472	
10 -	34.120	24.173	58.293	74.59	2.838	09:41:32.765	
11 -	34.915	24.853	59.768	72.75	4.313	09:42:32.533	
12 -	36.407	23.458	59.865	72.64	4.410	09:43:32.398	
13 -	35.401	22.597	57.998	74.97	2.543	09:44:30.396	

P5 5		Barry MANTELL		Suzuki SV650 S - Swedish car connection			
IDEAL LAP TIME : 55.512		BEST LAP TIME : 55.512		DIFFERENCE : 0.000			
LAP	SECTOR 1	SECTOR 2	LAP TIME	MPH	DIFF	TIME OF DAY	
1 -	38.922	25.379	1:04.301	67.62	8.789	09:32:50.979	
2 -	35.469	23.226	58.695	74.08	3.183	09:33:49.674	
3 -	34.678	22.852	57.530	75.58	2.018	09:34:47.204	
4 -	33.587	22.844	56.431 (3)	77.06	0.919	09:35:43.635	
5 -	36.467	22.544	59.011	73.69	3.499	09:36:42.646	
6 -	33.660	22.606	56.266 (2)	77.28	0.754	09:37:38.912	
7 -	33.223	22.289	55.512 (1)	78.33		09:38:34.424	

P6 99		Lee ELLIS		Suzuki SV650 - ATP Motorsport			
IDEAL LAP TIME : 55.388		BEST LAP TIME : 55.538		DIFFERENCE : 0.150			
LAP	SECTOR 1	SECTOR 2	LAP TIME	MPH	DIFF	TIME OF DAY	
1 -	36.264	23.257	59.521	73.05	3.983	09:32:34.857	
2 -	35.367	22.954	58.321	74.56	2.783	09:33:33.178	
3 -	34.461	22.703	57.164	76.07	1.626	09:34:30.342	
4 -	36.505	22.860	59.365	73.25	3.827	09:35:29.707	
5 -	35.666	23.201	58.867	73.87	3.329	09:36:28.574	
6 -	34.642	22.598	57.240	75.97	1.702	09:37:25.814	
7 -	33.765	22.298	56.063	77.56	0.525	09:38:21.877	
8 -	34.436	22.537	56.973	76.32	1.435	09:39:18.850	
9 -	34.500	22.202	56.702	76.69	1.164	09:40:15.552	
10 -	34.015	22.036	56.051	77.58	0.513	09:41:11.603	
11 -	33.913	21.852	55.765 (2)	77.98	0.227	09:42:07.368	
12 -	33.549	21.989	55.538 (1)	78.29		09:43:02.906	
13 -	33.536	22.260	55.796 (3)	77.93	0.258	09:43:58.702	

P7 81		Malvern MAY		Suzuki SV650 - IMP racing			
IDEAL LAP TIME : 56.331		BEST LAP TIME : 56.331		DIFFERENCE : 0.000			
LAP	SECTOR 1	SECTOR 2	LAP TIME	MPH	DIFF	TIME OF DAY	
1 -	39.791	25.950	1:05.741	66.14	9.410	09:32:50.924	
2 -	36.118	23.873	59.991	72.48	3.660	09:33:50.915	
3 -	35.995	23.219	59.214	73.43	2.883	09:34:50.129	
4 -	35.255	23.313	58.568	74.24	2.237	09:35:48.697	
5 -	35.238	24.455	59.693	72.84	3.362	09:36:48.390	
6 -	37.138	23.231	1:00.369	72.03	4.038	09:37:48.759	
7 -	35.609	22.673	58.282	74.61	1.951	09:38:47.041	
8 -	34.329	22.600	56.929 (3)	76.38	0.598	09:39:43.970	
9 -	34.142	22.568	56.710 (2)	76.68	0.379	09:40:40.680	
10 -	33.899	22.432	56.331 (1)	77.19		09:41:37.011	

BMCRC - MRO Championships 2023 - Rnd 1 @ Brands Hatch Indy

MRO Minitwins & BMCRC Rookie Minitwins

QUALIFYING - SECTOR ANALYSIS



SECTOR 1 = FL to I1, SECTOR 2 = I1 to FL, DIFF = Difference To Personal Best Lap, P = Crossed Finish Line in Pit Lane, D = Time Disallowed

P8		1		David TWYFORD		Suzuki SV650 - MHP, IMP Racing	
IDEAL LAP TIME : 56.015		BEST LAP TIME : 56.355		DIFFERENCE : 0.340			
LAP	SECTOR 1	SECTOR 2	LAP TIME	MPH	DIFF	TIME OF DAY	
1 -	OUTLAP	25.373	1:12.666	59.84	16.311	09:34:27.159	
2 -	37.774	24.397	1:02.171	69.94	5.816	09:35:29.330	
3 -	35.794	23.354	59.148	73.52	2.793	09:36:28.478	
4 -	34.283	22.594	56.877 (3)	76.45	0.522	09:37:25.355	
5 -	33.790	22.565	56.355 (1)	77.16		09:38:21.710	
6 -	34.960	22.530	57.490	75.64	1.135	09:39:19.200	
7 -	34.769	22.225	56.994	76.29	0.639	09:40:16.194	
8 -	35.265	22.484	57.749	75.30	1.394	09:41:13.943	
9 -	34.560	22.569	57.129	76.11	0.774	09:42:11.072	
10 -	34.775	22.403	57.178	76.05	0.823	09:43:08.250	
11 -	34.134	22.321	56.455 (2)	77.02	0.100	09:44:04.705	

P9		910 RMT		Harry GOWER		Suzuki SV650 - RightGear Motorcycles	
IDEAL LAP TIME : 56.180		BEST LAP TIME : 56.541		DIFFERENCE : 0.361			
LAP	SECTOR 1	SECTOR 2	LAP TIME	MPH	DIFF	TIME OF DAY	
1 -	39.830	25.266	1:05.096	66.80	8.555	09:32:58.358	
2 -	36.161	24.072	1:00.233	72.19	3.692	09:33:58.591	
3 -	35.918	23.605	59.523	73.05	2.982	09:34:58.114	
4 -	34.513	23.108	57.621 (3)	75.46	1.080	09:35:55.735	
5 -	34.432	23.481	57.913	75.08	1.372	09:36:53.648	
6 -	36.763	23.649	1:00.412	71.98	3.871	09:37:54.060	
7 -	35.469	23.039	58.508	74.32	1.967	09:38:52.568	
8 -	34.596	23.325	57.921	75.07	1.380	09:39:50.489	
9 -	33.705	22.836	56.541 (1)	76.91		09:40:47.030	
10 -	33.390	22.790	56.180 D	77.40		09:41:43.210	
11 -	33.606	23.219	56.825 (2)	76.52	0.284	09:42:40.035	
12 -	35.134	22.954	58.088	74.86	1.547	09:43:38.123	
13 -	35.074	24.203	59.277	73.36	2.736	09:44:37.400	

P10		167 RMT		Terry SMITH		Suzuki SV650 - IMP Racing	
IDEAL LAP TIME : 57.028		BEST LAP TIME : 57.028		DIFFERENCE : 0.000			
LAP	SECTOR 1	SECTOR 2	LAP TIME	MPH	DIFF	TIME OF DAY	
1 -	41.165	24.382	1:05.547	66.34	8.519	09:32:48.463	
2 -	36.603	23.844	1:00.447	71.94	3.419	09:33:48.910	
3 -	35.306	22.888	58.194	74.72	1.166	09:34:47.104	
4 -	35.619	23.012	58.631	74.16	1.603	09:35:45.735	
5 -	35.760	25.029	1:00.789	71.53	3.761	09:36:46.524	
6 -	34.747	23.519	58.266	74.63	1.238	09:37:44.790	
7 -	34.933	22.789	57.722 (2)	75.33	0.694	09:38:42.512	
8 -	34.525	24.862	59.387	73.22	2.359	09:39:41.899	
9 -	34.426	23.476	57.902 (3)	75.10	0.874	09:40:39.801	
10 -	34.352	22.676	57.028 (1)	76.25		09:41:36.829	
11 -	36.540	22.879	59.419	73.18	2.391	09:42:36.248	

BMCRC - MRO Championships 2023 - Rnd 1 @ Brands Hatch Indy

MRO Minitwins & BMCRC Rookie Minitwins

QUALIFYING - SECTOR ANALYSIS



SECTOR 1 = FL to I1, SECTOR 2 = I1 to FL, DIFF = Difference To Personal Best Lap, P = Crossed Finish Line in Pit Lane, D = Time Disallowed

P11		21 RMT		Toby FINNIS		Suzuki SV650 - NOKA	
IDEAL LAP TIME : 56.900		BEST LAP TIME : 57.136		DIFFERENCE : 0.236			
LAP	SECTOR 1	SECTOR 2	LAP TIME	MPH	DIFF	TIME OF DAY	
1 -	39.491	24.392	1:03.883	68.07	6.747	09:32:44.063	
2 -	37.215	23.673	1:00.888	71.41	3.752	09:33:44.951	
3 -	36.434	23.467	59.901	72.59	2.765	09:34:44.852	
4 -	35.309	23.176	58.485	74.35	1.349	09:35:43.337	
5 -	37.717	24.320	1:02.037	70.09	4.901	09:36:45.374	
6 -	35.686	23.160	58.846	73.89	1.710	09:37:44.220	
7 -	35.230	22.608	57.838	75.18	0.702	09:38:42.058	
8 -	34.667	22.469	57.136 (1)	76.10		09:39:39.194	
9 -	34.922	22.831	57.753 (3)	75.29	0.617	09:40:36.947	
10 -	34.431	22.733	57.164 (2)	76.07	0.028	09:41:34.111	
11 -	35.681	23.742	59.423	73.18	2.287	09:42:33.534	
12 -	37.172	23.871	1:01.043	71.23	3.907	09:43:34.577	
13 -	36.269	22.488	58.757	74.00	1.621	09:44:33.334	

P12		119		Simon HEALEY		Suzuki SV650 - Popular Tyres Ltd / Pro Parts Ltd	
IDEAL LAP TIME : 57.111		BEST LAP TIME : 57.153		DIFFERENCE : 0.042			
LAP	SECTOR 1	SECTOR 2	LAP TIME	MPH	DIFF	TIME OF DAY	
1 -	40.652	24.840	1:05.492	66.39	8.339	09:32:49.530	
2 -	35.154	22.898	58.052	74.90	0.899	09:33:47.582	
3 -	34.563	22.931	57.494	75.63	0.341	09:34:45.076	
4 -	35.407	22.957	58.364	74.50	1.211	09:35:43.440	
5 -	37.725	24.328	1:02.053	70.07	4.900	09:36:45.493	
6 -	35.022	22.902	57.924	75.07	0.771	09:37:43.417	
7 -	34.502	22.914	57.416 (3)	75.73	0.263	09:38:40.833	
8 -	34.488	22.741	57.229 (2)	75.98	0.076	09:39:38.062	
9 -	35.532	23.061	58.593	74.21	1.440	09:40:36.655	
10 -	34.370	22.783	57.153 (1)	76.08		09:41:33.808	
11 -	35.648	24.021	59.669	72.87	2.516	09:42:33.477	
12 -	36.909	24.288	1:01.197	71.05	4.044	09:43:34.674	
13 -	38.295	24.000	1:02.295	69.80	5.142	09:44:36.969	

P13		191		Justin GRACE		Suzuki SV650 - G-Race Motorsports	
IDEAL LAP TIME : 56.764		BEST LAP TIME : 57.211		DIFFERENCE : 0.447			
LAP	SECTOR 1	SECTOR 2	LAP TIME	MPH	DIFF	TIME OF DAY	
1 -	49.391	28.040	1:17.431	56.16	20.220	09:33:13.370	
2 -	39.022	24.064	1:03.086	68.93	5.875	09:34:16.456	
3 -	36.890	23.334	1:00.224	72.20	3.013	09:35:16.680	
4 -	36.746	23.116	59.862	72.64	2.651	09:36:16.542	
5 -	36.207	23.135	59.342	73.28	2.131	09:37:15.884	
6 -	36.451	22.638	59.089	73.59	1.878	09:38:14.973	
7 -	36.176	22.773	58.949	73.76	1.738	09:39:13.922	
8 -	36.587	24.154	1:00.741	71.59	3.530	09:40:14.663	
9 -	35.147	22.376	57.523 (3)	75.59	0.312	09:41:12.186	
10 -	34.388	22.823	57.211 (1)	76.00		09:42:09.397	
11 -	34.682	22.882	57.564	75.54	0.353	09:43:06.961	
12 -	34.777	22.453	57.230 (2)	75.98	0.019	09:44:04.191	

BMCRC - MRO Championships 2023 - Rnd 1 @ Brands Hatch Indy

MRO Minitwins & BMCRC Rookie Minitwins

QUALIFYING - SECTOR ANALYSIS



SECTOR 1 = FL to I1, SECTOR 2 = I1 to FL, DIFF = Difference To Personal Best Lap, P = Crossed Finish Line in Pit Lane, D = Time Disallowed

P14 15 RMT James SVENSEN			Suzuki SV650S -			
IDEAL LAP TIME : 57.431		BEST LAP TIME : 57.431		DIFFERENCE : 0.000		
LAP	SECTOR 1	SECTOR 2	LAP TIME	MPH	DIFF	TIME OF DAY
1 -	40.796	24.794	1:05.590	66.29	8.159	09:32:54.152
2 -	39.178	24.969	1:04.147	67.79	6.716	09:33:58.299
3 -	38.317	24.062	1:02.379	69.71	4.948	09:35:00.678
4 -	35.934	23.587	59.521	73.05	2.090	09:36:00.199
5 -	35.487	23.363	58.850	73.89	1.419	09:36:59.049
6 -	35.719	23.747	59.466	73.12	2.035	09:37:58.515
7 -	36.039	23.695	59.734	72.79	2.303	09:38:58.249
8 -	35.787	23.070	58.857	73.88	1.426	09:39:57.106
9 -	35.473	23.059	58.532 (2)	74.29	1.101	09:40:55.638
10 -	35.475	23.090	58.565 (3)	74.25	1.134	09:41:54.203
11 -	34.698	22.733	57.431 (1)	75.71		09:42:51.634
12 -	37.896	23.538	1:01.434	70.78	4.003	09:43:53.068

P15 29 Hayden KILLWORTH			Suzuki SV 650 - A&S Killworth / H11xy			
IDEAL LAP TIME : 57.746		BEST LAP TIME : 57.944		DIFFERENCE : 0.198		
LAP	SECTOR 1	SECTOR 2	LAP TIME	MPH	DIFF	TIME OF DAY
1 -	39.711	24.162	1:03.873	68.08	5.929	09:32:55.414
2 -	37.954	IN PIT	1:23.172 P	52.28	25.228	09:34:18.586
3 -	OUTLAP	23.683	1:06.146	65.74	8.202	09:35:24.732
4 -	36.128	23.121	59.249	73.39	1.305	09:36:23.981
5 -	35.797	22.737	58.534 (2)	74.29	0.590	09:37:22.515
6 -	35.009	22.935	57.944 (1)	75.04		09:38:20.459
7 -	35.760	22.866	58.626 (3)	74.17	0.682	09:39:19.085
8 -	36.460	23.142	59.602	72.96	1.658	09:40:18.687
9 -	35.114	24.248	59.362	73.25	1.418	09:41:18.049
10 -	35.649	24.669	1:00.318	72.09	2.374	09:42:18.367
11 -	35.542	23.451	58.993	73.71	1.049	09:43:17.360
12 -	37.519	23.398	1:00.917	71.38	2.973	09:44:18.277

P16 47 Tristan BOHANAN			Suzuki SV650 -			
IDEAL LAP TIME : 57.843		BEST LAP TIME : 58.057		DIFFERENCE : 0.214		
LAP	SECTOR 1	SECTOR 2	LAP TIME	MPH	DIFF	TIME OF DAY
1 -	41.207	25.218	1:06.425	65.46	8.368	09:32:49.672
2 -	37.142	23.721	1:00.863	71.44	2.806	09:33:50.535
3 -	35.864	23.210	59.074	73.61	1.017	09:34:49.609
4 -	35.192	23.032	58.224 (2)	74.68	0.167	09:35:47.833
5 -	35.695	24.600	1:00.295	72.12	2.238	09:36:48.128
6 -	36.135	23.101	59.236	73.41	1.179	09:37:47.364
7 -	34.811	23.246	58.057 (1)	74.90		09:38:45.421
8 -	35.044	23.261	58.305 (3)	74.58	0.248	09:39:43.726
9 -	35.524	23.219	58.743	74.02	0.686	09:40:42.469
10 -	35.435	23.195	58.630	74.17	0.573	09:41:41.099
11 -	35.038	23.951	58.989	73.71	0.932	09:42:40.088
12 -	35.923	23.046	58.969	73.74	0.912	09:43:39.057
13 -	36.843	25.469	1:02.312	69.78	4.255	09:44:41.369

BMCRC - MRO Championships 2023 - Rnd 1 @ Brands Hatch Indy

MRO Minitwins & BMCRC Rookie Minitwins

QUALIFYING - SECTOR ANALYSIS



SECTOR 1 = FL to I1, SECTOR 2 = I1 to FL, DIFF = Difference To Personal Best Lap, P = Crossed Finish Line in Pit Lane, D = Time Disallowed

P17 45		Terence QUINCE		Suzuki SV650 - K&Q, HM Racing, Titan-x			
IDEAL LAP TIME : 58.066		BEST LAP TIME : 58.370		DIFFERENCE : 0.304			
LAP	SECTOR 1	SECTOR 2	LAP TIME	MPH	DIFF	TIME OF DAY	
1 -	40.318	27.176	1:07.494	64.42	9.124	09:32:52.645	
2 -	38.686	25.797	1:04.483	67.43	6.113	09:33:57.128	
3 -	37.171	23.909	1:01.080	71.19	2.710	09:34:58.208	
4 -	36.023	23.434	59.457	73.13	1.087	09:35:57.665	
5 -	35.484	23.910	59.394	73.21	1.024	09:36:57.059	
6 -	35.706	24.120	59.826	72.68	1.456	09:37:56.885	
7 -	37.129	24.077	1:01.206	71.04	2.836	09:38:58.091	
8 -	35.208	23.431	58.639 (3)	74.15	0.269	09:39:56.730	
9 -	35.119	23.409	58.528 (2)	74.29	0.158	09:40:55.258	
10 -	36.471	22.947	59.418	73.18	1.048	09:41:54.676	
11 -	35.260	23.110	58.370 (1)	74.50		09:42:53.046	

P18 93		Tony BOTTO		Suzuki SV650 - TB Motorcycles			
IDEAL LAP TIME : 58.399		BEST LAP TIME : 58.417		DIFFERENCE : 0.018			
LAP	SECTOR 1	SECTOR 2	LAP TIME	MPH	DIFF	TIME OF DAY	
1 -	38.164	23.447	1:01.611	70.58	3.194	09:32:53.685	
2 -	38.229	25.428	1:03.657	68.31	5.240	09:33:57.342	
3 -	35.836	23.411	59.247 (3)	73.39	0.830	09:34:56.589	
4 -	35.805	23.246	59.051 (2)	73.64	0.634	09:35:55.640	
5 -	35.153	23.264	58.417 (1)	74.44		09:36:54.057	

P19 3		Oliver ARBON		Suzuki SV650 - tt plumbing and heating			
IDEAL LAP TIME : 58.108		BEST LAP TIME : 58.617		DIFFERENCE : 0.509			
LAP	SECTOR 1	SECTOR 2	LAP TIME	MPH	DIFF	TIME OF DAY	
1 -	37.574	23.988	1:01.562	70.63	2.945	09:33:12.160	
2 -	36.261	23.722	59.983	72.49	1.366	09:34:12.143	
3 -	35.991	23.599	59.590	72.97	0.973	09:35:11.733	
4 -	35.706	24.407	1:00.113	72.34	1.496	09:36:11.846	
5 -	35.526	24.021	59.547	73.02	0.930	09:37:11.393	
6 -	36.631	23.528	1:00.159	72.28	1.542	09:38:11.552	
7 -	35.148	23.954	59.102 (3)	73.57	0.485	09:39:10.654	
8 -	36.494	23.586	1:00.080	72.38	1.463	09:40:10.734	
9 -	35.455	24.025	59.480	73.11	0.863	09:41:10.214	
10 -	35.838	23.727	59.565	73.00	0.948	09:42:09.779	
11 -	35.562	23.055	58.617 (1)	74.18		09:43:08.396	
12 -	35.733	22.960	58.693 (2)	74.09	0.076	09:44:07.089	

P20 127 RMT		Matthew CHAM		Ducati MONSTER 696 -			
IDEAL LAP TIME : 59.290		BEST LAP TIME : 59.290		DIFFERENCE : 0.000			
LAP	SECTOR 1	SECTOR 2	LAP TIME	MPH	DIFF	TIME OF DAY	
1 -	39.689	25.099	1:04.788	67.12	5.498	09:32:58.705	
2 -	36.586	23.838	1:00.424	71.96	1.134	09:33:59.129	
3 -	39.369	24.327	1:03.696	68.27	4.406	09:35:02.825	
4 -	36.264	23.557	59.821 (2)	72.69	0.531	09:36:02.646	
5 -	37.011	23.614	1:00.625	71.72	1.335	09:37:03.271	
6 -	35.749	23.541	59.290 (1)	73.34		09:38:02.561	
7 -	35.766	24.490	1:00.256 (3)	72.16	0.966	09:39:02.817	

BMCRC - MRO Championships 2023 - Rnd 1 @ Brands Hatch Indy

MRO Minitwins & BMCRC Rookie Minitwins

QUALIFYING - SECTOR ANALYSIS



SECTOR 1 = FL to I1, SECTOR 2 = I1 to FL, DIFF = Difference To Personal Best Lap, P = Crossed Finish Line in Pit Lane, D = Time Disallowed

P21 158		Jordan KILLWORTH		Suzuki SV 650 - BK Racing / Rabbit			
IDEAL LAP TIME : 59.324		BEST LAP TIME : 59.324		DIFFERENCE : 0.000			
LAP	SECTOR 1	SECTOR 2	LAP TIME	MPH	DIFF	TIME OF DAY	
1 -	41.064	25.828	1:06.892	65.00	7.568	09:32:58.533	
2 -	37.784	24.693	1:02.477	69.60	3.153	09:34:01.010	
3 -	37.806	24.339	1:02.145	69.97	2.821	09:35:03.155	
4 -	37.968	25.176	1:03.144	68.86	3.820	09:36:06.299	
5 -	39.793	25.174	1:04.967	66.93	5.643	09:37:11.266	
6 -	38.067	25.011	1:03.078	68.94	3.754	09:38:14.344	
7 -	36.843	24.281	1:01.124	71.14	1.800	09:39:15.468	
8 -	36.687	24.056	1:00.743	71.59	1.419	09:40:16.211	
9 -	38.038	24.370	1:02.408	69.68	3.084	09:41:18.619	
10 -	36.258	23.820	1:00.078 (2)	72.38	0.754	09:42:18.697	
11 -	35.704	23.620	59.324 (1)	73.30		09:43:18.021	
12 -	36.380	23.748	1:00.128 (3)	72.32	0.804	09:44:18.149	

P22 74 RMT		Billy HICK		Suzuki SV650 -			
IDEAL LAP TIME : 59.915		BEST LAP TIME : 59.963		DIFFERENCE : 0.048			
LAP	SECTOR 1	SECTOR 2	LAP TIME	MPH	DIFF	TIME OF DAY	
1 -	40.545	25.851	1:06.396	65.49	6.433	09:32:54.010	
2 -	38.972	25.419	1:04.391	67.53	4.428	09:33:58.401	
3 -	38.806	25.064	1:03.870	68.08	3.907	09:35:02.271	
4 -	36.085	23.878	59.963 (1)	72.52		09:36:02.234	
5 -	37.141	24.000	1:01.141	71.12	1.178	09:37:03.375	
6 -	36.953	24.090	1:01.043 (3)	71.23	1.080	09:38:04.418	
7 -	36.973	24.896	1:01.869	70.28	1.906	09:39:06.287	
8 -	36.803	24.317	1:01.120	71.14	1.157	09:40:07.407	
9 -	37.061	24.496	1:01.557	70.64	1.594	09:41:08.964	
10 -	36.734	23.830	1:00.564 (2)	71.80	0.601	09:42:09.528	

P23 213 RMT		Paul WRIGHT		Suzuki SV650 - Everquip			
IDEAL LAP TIME : 1:00.339		BEST LAP TIME : 1:00.339		DIFFERENCE : 0.000			
LAP	SECTOR 1	SECTOR 2	LAP TIME	MPH	DIFF	TIME OF DAY	
1 -	38.834	26.046	1:04.880	67.02	4.541	09:32:58.834	
2 -	38.312	24.867	1:03.179	68.82	2.840	09:34:02.013	
3 -	38.282	24.784	1:03.066	68.95	2.727	09:35:05.079	
4 -	36.988	24.387	1:01.375 (3)	70.85	1.036	09:36:06.454	
5 -	38.205	25.433	1:03.638	68.33	3.299	09:37:10.092	
6 -	36.993	24.255	1:01.248 (2)	70.99	0.909	09:38:11.340	
7 -	36.860	24.663	1:01.523	70.68	1.184	09:39:12.863	
8 -	37.339	25.519	1:02.858	69.18	2.519	09:40:15.721	
9 -	37.786	24.405	1:02.191	69.92	1.852	09:41:17.912	
10 -	37.365	25.171	1:02.536	69.53	2.197	09:42:20.448	
11 -	36.493	23.846	1:00.339 (1)	72.06		09:43:20.787	

P24 138		Craig JARMIN		Suzuki SV650 - SK PreP			
IDEAL LAP TIME : 1:00.143		BEST LAP TIME : 1:00.341		DIFFERENCE : 0.198			
LAP	SECTOR 1	SECTOR 2	LAP TIME	MPH	DIFF	TIME OF DAY	
1 -	40.759	26.207	1:06.966	64.93	6.625	09:32:52.880	
2 -	39.163	25.910	1:05.073	66.82	4.732	09:33:57.953	
3 -	37.759	24.048	1:01.807	70.35	1.466	09:34:59.760	
4 -	36.379	24.178	1:00.557 (3)	71.81	0.216	09:36:00.317	
5 -	36.984	24.019	1:01.003	71.28	0.662	09:37:01.320	
6 -	36.471	24.618	1:01.089	71.18	0.748	09:38:02.409	
7 -	37.439	25.086	1:02.525	69.54	2.184	09:39:04.934	
8 -	36.771	23.819	1:00.590	71.77	0.249	09:40:05.524	
9 -	36.549	23.792	1:00.341 (1)	72.06		09:41:05.865	
10 -	36.635	24.304	1:00.939	71.35	0.598	09:42:06.804	
11 -	36.608	24.033	1:00.641	71.71	0.300	09:43:07.445	
12 -	36.768	23.764	1:00.532 (2)	71.83	0.191	09:44:07.977	

BMCRC - MRO Championships 2023 - Rnd 1 @ Brands Hatch Indy

MRO Minitwins & BMCRC Rookie Minitwins

QUALIFYING - SECTOR ANALYSIS



SECTOR 1 = FL to I1, SECTOR 2 = I1 to FL, DIFF = Difference To Personal Best Lap, P = Crossed Finish Line in Pit Lane, D = Time Disallowed

P25 26		Piers DARBY		Suzuki SV650 - Darby Racing			
IDEAL LAP TIME : 1:00.640		BEST LAP TIME : 1:00.869		DIFFERENCE : 0.229			
LAP	SECTOR 1	SECTOR 2	LAP TIME	MPH	DIFF	TIME OF DAY	
1 -	40.291	25.836	1:06.127	65.76	5.258	09:32:53.376	
2 -	39.245	25.470	1:04.715	67.19	3.846	09:33:58.091	
3 -	38.436	24.251	1:02.687	69.37	1.818	09:35:00.778	
4 -	36.684	24.185	1:00.869 (1)	71.44		09:36:01.647	
5 -	37.216	23.956	1:01.172 (2)	71.08	0.303	09:37:02.819	
6 -	36.748	24.526	1:01.274 (3)	70.96	0.405	09:38:04.093	
7 -	37.968	24.448	1:02.416	69.67	1.547	09:39:06.509	
8 -	37.202	24.719	1:01.921	70.22	1.052	09:40:08.430	
9 -	37.247	24.698	1:01.945	70.20	1.076	09:41:10.375	

P26 38 RMT		Peter MOSS		Suzuki SV650 - CharlieMossRacing			
IDEAL LAP TIME : 1:00.513		BEST LAP TIME : 1:01.073		DIFFERENCE : 0.560			
LAP	SECTOR 1	SECTOR 2	LAP TIME	MPH	DIFF	TIME OF DAY	
1 -	42.207	27.853	1:10.060	62.06	8.987	09:32:52.261	
2 -	40.046	26.920	1:06.966	64.93	5.893	09:33:59.227	
3 -	38.845	25.110	1:03.955	67.99	2.882	09:35:03.182	
4 -	38.578	24.997	1:03.575	68.40	2.502	09:36:06.757	
5 -	37.836	25.344	1:03.180	68.82	2.107	09:37:09.937	
6 -	36.885	24.392	1:01.277 (2)	70.96	0.204	09:38:11.214	
7 -	36.850	24.464	1:01.314 (3)	70.92	0.241	09:39:12.528	
8 -	36.764	25.475	1:02.239	69.86	1.166	09:40:14.767	
9 -	36.724	24.349	1:01.073 (1)	71.20		09:41:15.840	
10 -	36.164	25.541	1:01.705	70.47	0.632	09:42:17.545	

P27 116		Gareth FAITH		Suzuki SV650 - Sitramoto			
IDEAL LAP TIME : 1:01.758		BEST LAP TIME : 1:01.758		DIFFERENCE : 0.000			
LAP	SECTOR 1	SECTOR 2	LAP TIME	MPH	DIFF	TIME OF DAY	
1 -	OUTLAP	25.966	1:11.469	60.84	9.711	09:38:18.955	
2 -	39.961	24.692	1:04.653	67.26	2.895	09:39:23.608	
3 -	39.060	24.820	1:03.880 (3)	68.07	2.122	09:40:27.488	
4 -	37.691	24.067	1:01.758 (1)	70.41		09:41:29.246	
5 -	38.074	26.073	1:04.147	67.79	2.389	09:42:33.393	
6 -	38.400	24.380	1:02.780 (2)	69.26	1.022	09:43:36.173	
7 -	39.812	25.757	1:05.569	66.32	3.811	09:44:41.742	

P28 42 RMT		Luke GARD		Suzuki SV650 -			
IDEAL LAP TIME : 1:02.687		BEST LAP TIME : 1:02.839		DIFFERENCE : 0.152			
LAP	SECTOR 1	SECTOR 2	LAP TIME	MPH	DIFF	TIME OF DAY	
1 -	42.785	27.170	1:09.955	62.16	7.116	09:32:50.828	
2 -	39.949	26.840	1:06.789	65.10	3.950	09:33:57.617	
3 -	38.630	25.884	1:04.514	67.40	1.675	09:35:02.131	
4 -	38.592	25.447	1:04.039	67.90	1.200	09:36:06.170	
5 -	38.256	25.938	1:04.194	67.74	1.355	09:37:10.364	
6 -	38.657	25.548	1:04.205	67.72	1.366	09:38:14.569	
7 -	37.910	24.929	1:02.839 (1)	69.20		09:39:17.408	
8 -	39.200	26.381	1:05.581	66.30	2.742	09:40:22.989	
9 -	38.424	25.194	1:03.618 (3)	68.35	0.779	09:41:26.607	
10 -	38.638	26.193	1:04.831	67.07	1.992	09:42:31.438	
11 -	38.819	24.777	1:03.596 (2)	68.37	0.757	09:43:35.034	
12 -	40.164	26.046	1:06.210	65.67	3.371	09:44:41.244	

P29 777 RMT		Richard HIRST		Suzuki SV650 - Northern garage conversion			
IDEAL LAP TIME : 1:03.777		BEST LAP TIME : 1:03.788		DIFFERENCE : 0.011			
LAP	SECTOR 1	SECTOR 2	LAP TIME	MPH	DIFF	TIME OF DAY	
1 -	40.662	26.307	1:06.969 (3)	64.93	3.181	09:32:58.411	
2 -	39.187	25.608	1:04.795 (2)	67.11	1.007	09:34:03.206	
3 -	38.319	25.469	1:03.788 (1)	68.17		09:35:06.994	

BMCRC - MRO Championships 2023 - Rnd 1 @ Brands Hatch Indy

MRO Minitwins & BMCRC Rookie Minitwins

QUALIFYING - SECTOR ANALYSIS



SECTOR 1 = FL to I1, SECTOR 2 = I1 to FL, DIFF = Difference To Personal Best Lap, P = Crossed Finish Line in Pit Lane, D = Time Disallowed

P30 27 RMT Jack BETTIS			Suzuki SV650 - NB Toolmaking			
IDEAL LAP TIME : 1:03.695		BEST LAP TIME : 1:04.024		DIFFERENCE : 0.329		
LAP	SECTOR 1	SECTOR 2	LAP TIME	MPH	DIFF	TIME OF DAY
1 -	42.554	26.648	1:09.202	62.83	5.178	09:32:51.663
2 -	39.569	26.953	1:06.522	65.37	2.498	09:33:58.185
3 -	40.773	27.276	1:08.049	63.90	4.025	09:35:06.234
4 -	39.884	25.958	1:05.842	66.04	1.818	09:36:12.076
5 -	38.424	25.600	1:04.024 (1)	67.92		09:37:16.100
6 -	39.134	26.055	1:05.189	66.70	1.165	09:38:21.289
7 -	38.568	25.754	1:04.322 (3)	67.60	0.298	09:39:25.611
8 -	38.480	25.741	1:04.221 (2)	67.71	0.197	09:40:29.832
9 -	38.218	26.160	1:04.378	67.54	0.354	09:41:34.210
10 -	39.177	25.477	1:04.654	67.25	0.630	09:42:38.864
11 -	39.248	25.943	1:05.191	66.70	1.167	09:43:44.055
12 -	38.704	26.184	1:04.888	67.01	0.864	09:44:48.943

P31 250 RMT Adam RICHARDSON			Suzuki SV650 - Everquip			
IDEAL LAP TIME : 1:04.349		BEST LAP TIME : 1:04.527		DIFFERENCE : 0.178		
LAP	SECTOR 1	SECTOR 2	LAP TIME	MPH	DIFF	TIME OF DAY
1 -	42.395	26.141	1:08.536	63.44	4.009	09:33:04.081
2 -	39.794	26.430	1:06.224	65.66	1.697	09:34:10.305
3 -	39.867	26.244	1:06.111	65.77	1.584	09:35:16.416
4 -	39.098	26.031	1:05.129	66.76	0.602	09:36:21.545
5 -	39.385	25.938	1:05.323	66.57	0.796	09:37:26.868
6 -	39.600	25.768	1:05.368	66.52	0.841	09:38:32.236
7 -	38.813	25.917	1:04.730 (2)	67.18	0.203	09:39:36.966
8 -	38.581	25.946	1:04.527 (1)	67.39		09:40:41.493
9 -	38.971	25.990	1:04.961	66.94	0.434	09:41:46.454
10 -	38.946	25.964	1:04.910 (3)	66.99	0.383	09:42:51.364
11 -	42.507	26.100	1:08.607	63.38	4.080	09:43:59.971

P32 10 RMT Ian LAURIE			Suzuki SV650 -			
IDEAL LAP TIME : 1:05.147		BEST LAP TIME : 1:05.147		DIFFERENCE : 0.000		
LAP	SECTOR 1	SECTOR 2	LAP TIME	MPH	DIFF	TIME OF DAY
1 -	OUTLAP	29.175	1:16.302	56.99	11.155	09:39:06.171
2 -	41.415	27.399	1:08.814	63.19	3.667	09:40:14.985
3 -	40.750	26.795	1:07.545 (3)	64.38	2.398	09:41:22.530
4 -	39.081	26.066	1:05.147 (1)	66.75		09:42:27.677
5 -	39.457	26.539	1:05.996 (2)	65.89	0.849	09:43:33.673

P33 104 RMT Jack GRIFFITHS			Suzuki SV650 -			
IDEAL LAP TIME : 1:06.594		BEST LAP TIME : 1:06.821		DIFFERENCE : 0.227		
LAP	SECTOR 1	SECTOR 2	LAP TIME	MPH	DIFF	TIME OF DAY
1 -	OUTLAP	29.746	1:21.132	53.59	14.311	09:35:36.698
2 -	44.069	27.080	1:11.149	61.11	4.328	09:36:47.847
3 -	42.658	26.591	1:09.249	62.79	2.428	09:37:57.096
4 -	40.765	26.818	1:07.583	64.34	0.762	09:39:04.679
5 -	40.447	26.374	1:06.821 (1)	65.07		09:40:11.500
6 -	41.568	26.477	1:08.045	63.90	1.224	09:41:19.545
7 -	40.933	26.381	1:07.314 (3)	64.60	0.493	09:42:26.859
8 -	41.219	26.147	1:07.366	64.55	0.545	09:43:34.225
9 -	40.698	26.219	1:06.917 (2)	64.98	0.096	09:44:41.142

BMCRC - MRO Championships 2023 - Rnd 1 @ Brands Hatch Indy

MRO Minitwins & BMCRC Rookie Minitwins

QUALIFYING - SECTOR ANALYSIS



SECTOR 1 = FL to I1, SECTOR 2 = I1 to FL, DIFF = Difference To Personal Best Lap, P = Crossed Finish Line in Pit Lane, D = Time Disallowed

P34		321 RMT		Illia ZHURAVEL		Suzuki SV650 -	
IDEAL LAP TIME : 1:07.725		BEST LAP TIME : 1:07.725		DIFFERENCE : 0.000			
LAP	SECTOR 1	SECTOR 2	LAP TIME	MPH	DIFF	TIME OF DAY	
1 -	47.676	28.634	1:16.310	56.98	8.585	09:33:09.710	
2 -	44.809	27.699	1:12.508	59.97	4.783	09:34:22.218	
3 -	45.669	29.200	1:14.869	58.08	7.144	09:35:37.087	
4 -	44.495	27.325	1:11.820	60.54	4.095	09:36:48.907	
5 -	42.759	26.693	1:09.452	62.61	1.727	09:37:58.359	
6 -	42.182	26.927	1:09.109 (3)	62.92	1.384	09:39:07.468	
7 -	41.482	26.862	1:08.344 (2)	63.62	0.619	09:40:15.812	
8 -	42.326	27.514	1:09.840	62.26	2.115	09:41:25.652	
9 -	41.406	26.319	1:07.725 (1)	64.20		09:42:33.377	

P35		17 RMT		Alex BUCHANAN		Suzuki SV650S -	
IDEAL LAP TIME : 1:09.476		BEST LAP TIME : 1:09.584		DIFFERENCE : 0.108			
LAP	SECTOR 1	SECTOR 2	LAP TIME	MPH	DIFF	TIME OF DAY	
1 -	47.386	28.071	1:15.457	57.63	5.873	09:33:16.582	
2 -	43.715	28.363	1:12.078	60.33	2.494	09:34:28.660	
3 -	44.067	28.468	1:12.535	59.95	2.951	09:35:41.195	
4 -	43.032	27.913	1:10.945	61.29	1.361	09:36:52.140	
5 -	42.889	28.011	1:10.900	61.33	1.316	09:38:03.040	
6 -	42.740	27.731	1:10.471	61.70	0.887	09:39:13.511	
7 -	42.495	27.483	1:09.978 (2)	62.14	0.394	09:40:23.489	
8 -	41.993	27.591	1:09.584 (1)	62.49		09:41:33.073	
9 -	42.583	27.614	1:10.197 (3)	61.94	0.613	09:42:43.270	
10 -	43.706	27.918	1:11.624	60.71	2.040	09:43:54.894	

BMCRC - MRO Championships 2023 - Rnd 1 @ Brands Hatch Indy

MRO Minitwins & BMCRC Rookie Minitwins

QUALIFYING - BEST SECTORS

SECTOR 1				SECTOR 2				IDEAL / BEST COMPARISON				
POS	NO	NAME	TIME	NO	NAME	TIME	POS	NO	NAME	IDEAL	BEST	DIFF
									PERFECT LAP	54.394		
1	58	KILLWORTH	32.542	99	ELLIS	21.852	1	58	KILLWORTH	54.668	54.908	0.240
2	72	BLACK	32.793	34	JOHNSON	21.955	2	72	BLACK	54.895	55.086	0.191
3	19	LILLEY	32.850	19	LILLEY	22.057	3	19	LILLEY	54.907	55.326	0.419
4	5	MANTELL	33.223	72	BLACK	22.102	4	99	ELLIS	55.388	55.538	0.150
5	910	GOWER	33.390	58	KILLWORTH	22.126	5	34	JOHNSON	55.455	55.455	0.000
6	34	JOHNSON	33.500	1	TWYFORD	22.225	6	5	MANTELL	55.512	55.512	0.000
7	99	ELLIS	33.536	5	MANTELL	22.289	7	1	TWYFORD	56.015	56.355	0.340
8	1	TWYFORD	33.790	191	GRACE	22.376	8	910	GOWER	56.180	56.541	0.361
9	81	MAY	33.899	81	MAY	22.432	9	81	MAY	56.331	56.331	0.000
10	167	SMITH	34.352	21	FINNIS	22.469	10	191	GRACE	56.764	57.211	0.447
11	119	HEALEY	34.370	167	SMITH	22.676	11	21	FINNIS	56.900	57.136	0.236
12	191	GRACE	34.388	15	SVENSEN	22.733	12	167	SMITH	57.028	57.028	0.000
13	21	FINNIS	34.431	29	KILLWORTH	22.737	13	119	HEALEY	57.111	57.153	0.042
14	15	SVENSEN	34.698	119	HEALEY	22.741	14	15	SVENSEN	57.431	57.431	0.000
15	47	BOHANAN	34.811	910	GOWER	22.790	15	29	KILLWORTH	57.746	57.944	0.198
16	29	KILLWORTH	35.009	45	QUINCE	22.947	16	47	BOHANAN	57.843	58.057	0.214
17	45	QUINCE	35.119	3	ARBON	22.960	17	45	QUINCE	58.066	58.370	0.304
18	3	ARBON	35.148	47	BOHANAN	23.032	18	3	ARBON	58.108	58.617	0.509
19	93	BOTTO	35.153	93	BOTTO	23.246	19	93	BOTTO	58.399	58.417	0.018
20	158	KILLWORTH	35.704	127	CHAM	23.541	20	127	CHAM	59.290	59.290	0.000
21	127	CHAM	35.749	158	KILLWORTH	23.620	21	158	KILLWORTH	59.324	59.324	0.000
22	74	HICK	36.085	138	JARMIN	23.764	22	74	HICK	59.915	59.963	0.048
23	38	MOSS	36.164	74	HICK	23.830	23	138	JARMIN	1:00.143	1:00.341	0.198
24	138	JARMIN	36.379	213	WRIGHT	23.846	24	213	WRIGHT	1:00.339	1:00.339	0.000
25	213	WRIGHT	36.493	26	DARBY	23.956	25	38	MOSS	1:00.513	1:01.073	0.560
26	26	DARBY	36.684	116	FAITH	24.067	26	26	DARBY	1:00.640	1:00.869	0.229
27	116	FAITH	37.691	38	MOSS	24.349	27	116	FAITH	1:01.758	1:01.758	0.000
28	42	GARD	37.910	42	GARD	24.777	28	42	GARD	1:02.687	1:02.839	0.152
29	27	BETTIS	38.218	777	HIRST	25.469	29	27	BETTIS	1:03.695	1:04.024	0.329
30	777	HIRST	38.308	27	BETTIS	25.477	30	777	HIRST	1:03.777	1:03.788	0.011
31	250	RICHARDSON	38.581	250	RICHARDSON	25.768	31	250	RICHARDSON	1:04.349	1:04.527	0.178
32	10	LAURIE	39.081	10	LAURIE	26.066	32	10	LAURIE	1:05.147	1:05.147	0.000
33	104	GRIFFITHS	40.447	104	GRIFFITHS	26.147	33	104	GRIFFITHS	1:06.594	1:06.821	0.227
34	321	ZHURAVEL	41.406	321	ZHURAVEL	26.319	34	321	ZHURAVEL	1:07.725	1:07.725	0.000
35	17	BUCHANAN	41.993	17	BUCHANAN	27.483	35	17	BUCHANAN	1:09.476	1:09.584	0.108

BMCRC - MRO Championships 2023 - Rnd 1 @ Brands Hatch Indy

MRO Minitwins & BMCRC Rookie Minitwins

QUALIFYING - STATISTICS

Competitors Started	35
Planned Start	2023-03-11 @ 09:34:00.000
Actual Start	2023-03-11 @ 09:31:02.184
Finish Time	2023-03-11 @ 09:43:50.706
Track Length	1.2079mi.
Total Laps	366
Total Distance Covered	442.1080mi.

Session Fastest Lap History

NO	CL	NAME	LAP TIME	TIME OF DAY	LAP	VEHICLE
99		Lee ELLIS	59.521	09:32:34.874	1	Suzuki SV650
99		Lee ELLIS	58.321	09:33:33.194	2	Suzuki SV650
119		Simon HEALEY	58.052	09:33:47.605	2	Suzuki SV650
58		Stacey KILLWORTH	56.878	09:33:47.843	2	Suzuki SV650
58		Stacey KILLWORTH	56.026	09:34:43.868	3	Suzuki SV650
72	RMT	Daniel BLACK	55.801	09:35:43.691	4	Suzuki SV650
19		Kevin LILLEY	55.511	09:37:32.187	6	Suzuki SV650
58		Stacey KILLWORTH	54.908	09:39:23.518	8	Suzuki SV650

Flag History

TYPE	TIME OF DAY
GREEN	09:31:02.184
FINISH	09:43:50.706

Flag Statistics

TYPE	COUNT	TOTAL LAPS	TOTAL TIME
Green	1	13	13:49.192
Red	0	0	0.000
Safety Car	0	0	0.000
FCY	0	0	0.000

BMCRC - MRO Championships 2023 - Rnd 1 @ Brands Hatch Indy

MRO Minitwins & BMCRC Rookie Minitwins

QUALIFYING - STATISTICS

CLASS :

18 Starters

Fastest Lap History

NO	NAME	LAP TIME	TIME OF DAY	LAP	VEHICLE
99	Lee ELLIS	59.521	09:32:34.874	1	Suzuki SV650
99	Lee ELLIS	58.321	09:33:33.194	2	Suzuki SV650
119	Simon HEALEY	58.052	09:33:47.605	2	Suzuki SV650
58	Stacey KILLWORTH	56.878	09:33:47.843	2	Suzuki SV650
58	Stacey KILLWORTH	56.026	09:34:43.868	3	Suzuki SV650
19	Kevin LILLEY	55.511	09:37:32.187	6	Suzuki SV650
58	Stacey KILLWORTH	54.908	09:39:23.518	8	Suzuki SV650

BMCRC - MRO Championships 2023 - Rnd 1 @ Brands Hatch Indy

MRO Minitwins & BMCRC Rookie Minitwins

QUALIFYING - STATISTICS

CLASS : RMT

17 Starters

Fastest Lap History

NO	NAME	LAP TIME	TIME OF DAY	LAP	VEHICLE
21	Toby FINNIS	1:03.883	09:32:44.088	1	Suzuki SV650
21	Toby FINNIS	1:00.888	09:33:44.975	2	Suzuki SV650
167	Terry SMITH	1:00.447	09:33:48.933	2	Suzuki SV650
72	Daniel BLACK	59.032	09:33:51.005	2	Suzuki SV650
167	Terry SMITH	58.194	09:34:47.129	3	Suzuki SV650
72	Daniel BLACK	56.885	09:34:47.901	3	Suzuki SV650
72	Daniel BLACK	55.801	09:35:43.691	4	Suzuki SV650
72	Daniel BLACK	55.746	09:38:32.683	7	Suzuki SV650
72	Daniel BLACK	55.556	09:39:28.237	8	Suzuki SV650
72	Daniel BLACK	55.086	09:43:11.435	12	Suzuki SV650

BMCRC - MRO Championships 2023 - Rnd 1 @ Brands Hatch Indy



MRO Minitwins & BMCRC Rookie Minitwins

RACE 3 - GRID (9 Laps)

ROW 12	36	67	Simon HARVEY	1:09.584	35	17	Alex BUCHANAN	1:07.725	34	321	Illia ZHURAVEL
ROW 11				1:06.821	33	104	Jack GRIFFITHS	1:05.147	31	250	Adam RICHARDSON
ROW 10	30	27	Jack BETTIS	1:04.024	29	777	Richard HIRST	1:03.788	28	42	Luke GARD
ROW 9				1:01.758	27	116	Gareth FAITH	1:01.073	26	38	Peter MOSS
					25	26	Piers DARBY	1:00.869			
ROW 8	24	138	Craig JARMIN	1:00.341	23	213	Paul WRIGHT	59.963	22	74	Billy HICK
ROW 7				59.324	21	158	Jordan KILLWORTH	59.290	19	3	Oliver ARBON
ROW 6	18	93	Tony BOTTO	58.417	17	45	Terence QUINCE	58.057	16	47	Tristan BOHANAN
ROW 5				57.944	15	29	Hayden KILLWORTH	57.431	13	191	Justin GRACE
ROW 4	12	119	Simon HEALEY	57.153	11	21	Toby FINNIS	57.028	10	167	Terry SMITH
ROW 3				56.541	9	910	Harry GOWER	56.355	7	81	Malvern MAY
ROW 2	6	99	Lee ELLIS	55.538	5	5	Barry MANTELL	55.455	4	34	Andrew JOHNSON
ROW 1				55.326	3	19	Kevin LILLEY	55.086	2	72	Daniel BLACK
					1	58	Stacey KILLWORTH	54.908			
Pole											

Brands Hatch Indy: 1.2079 miles

These results are provisional until the conclusion of any judicial and technical matters.

Clerk Of Course :	Stewards :	Timekeeper : Craig Smith
-------------------	------------	--------------------------

Results can be found at www.tsl-timing.com

Printed - 09:48 Saturday, 11 March 2023



BMCRC - MRO Championships 2023 - Rnd 1 @ Brands Hatch Indy



MRO Minitwins & BMCRC Rookie Minitwins

RACE 3 - CLASSIFICATION - AMENDED 2

POS	NO	CL	PIC NAME	ENTRY	LAPS	TIME	GAP	DIFF	MPH	BEST	ON
1	1		1 David TWYFORD	Suzuki SV650 - MHP, IMP Racing	9	8:08.544			80.11	52.650	9
2	19		2 Kevin LILLEY	Suzuki SV650 - Trafalgar Cleaning Eqpt. / Steve Jor	9	8:09.871	1.327	1.327	79.89	52.830	3
3	72		3 Daniel BLACK	Suzuki SV650 - DAD	9	8:15.116	6.572	5.245	79.04	53.370	5
4	5		4 Barry MANTELL	Suzuki SV650 S - Swedish car connection	9	8:17.602	9.058	2.486	78.65	53.821	4
5	99		5 Lee ELLIS	Suzuki SV650 - ATP Motorsport	9	8:19.529	10.985	1.927	78.34	54.232	8
6	58*		6 Stacey KILLWORTH	Suzuki SV650 - Greenplant/Everns	9	8:20.200	11.656	0.671	78.24	53.091	5
7	81		7 Malvern MAY	Suzuki SV650 - IMP racing	9	8:21.676	13.132	1.476	78.01	54.326	3
8	34		8 Andrew JOHNSON	Suzuki SV650 - Rose & Charlie Racing	9	8:21.831	13.287	0.155	77.98	54.263	3
9	21	RMT	1 Toby FINNIS	Suzuki SV650 - NOKA	9	8:29.719	21.175	7.888	76.78	55.065	4
10	119		9 Simon HEALEY	Suzuki SV650 - Popular Tyres Ltd / Pro Parts Ltd	9	8:33.336	24.792	3.617	76.24	55.311	3
11	15	RMT	2 James SVENSEN	Suzuki SV650S -	9	8:38.012	29.468	4.676	75.55	56.012	4
12	93		10 Tony BOTTO	Suzuki SV650 - TB Motorcycles	9	8:38.380	29.836	0.368	75.49	55.897	3
13	29		11 Hayden KILLWORTH	Suzuki SV 650 - A&S Killworth / H11xy	9	8:41.131	32.587	2.751	75.10	56.550	7
14	3		12 Oliver ARBON	Suzuki SV650 - It plumbing and heating	9	8:45.464	36.920	4.333	74.48	56.923	7
15	158		13 Jordan KILLWORTH	Suzuki SV 650 - BK Racing / Rabbit	9	8:45.670	37.126	0.206	74.45	56.964	8
16	47		14 Tristan BOHANAN	Suzuki SV650 -	9	8:45.822	37.278	0.152	74.43	57.041	9
17	191		15 Justin GRACE	Suzuki SV650 - G-Race Motorsports	9	8:46.000	37.456	0.178	74.40	56.907	7
18	127	RMT	3 Matthew CHAM	Ducati MONSTER 696 -	9	8:46.750	38.206	0.750	74.29	57.140	8
19	116		16 Gareth FAITH	Suzuki SV650 - Sitramoto	9	8:47.302	38.758	0.552	74.22	56.576	8
20	45		17 Terence QUINCE	Suzuki SV650 - K&Q, HM Racing, Titan-x	9	8:47.912	39.368	0.610	74.13	56.993	4
21	138*		18 Craig JARMIN	Suzuki SV650 - SK PreP	9	9:12.127	1:03.583	24.215	70.88	58.231	9
22	26*		19 Piers DARBY	Suzuki SV650 - Darby Racing	9	9:15.907	1:07.363	3.780	70.40	59.098	4
23	74	RMT	4 Billy HICK	Suzuki SV650 -	8	8:13.682	1 Lap	1 Lap	70.46	59.838	2
24	67	RMT	5 Simon HARVEY	Suzuki SV650 - Kids Inheritance (Sorry)	8	8:21.953	1 Lap	8.271	69.30	59.736	8
25	42	RMT	6 Luke GARD	Suzuki SV650 -	8	8:24.710	1 Lap	2.757	68.92	1:00.922	7
26	213	RMT	7 Paul WRIGHT	Suzuki SV650 - Everquip	8	8:25.152	1 Lap	0.442	68.86	1:00.548	8
27	777	RMT	8 Richard HIRST	Suzuki SV650 - Northern garage conversion	8	8:25.285	1 Lap	0.133	68.84	1:00.226	8
28	38	RMT	9 Peter MOSS	Suzuki SV650 - CharlieMossRacing	8	8:33.420	1 Lap	8.135	67.75	1:00.949	8
29	10	RMT	10 Ian LAURIE	Suzuki SV650 -	8	8:38.695	1 Lap	5.275	67.06	1:03.143	7
30	104	RMT	11 Jack GRIFFITHS	Suzuki SV650 -	8	8:45.632	1 Lap	6.937	66.18	1:03.219	7
31	321	RMT	12 Illia ZHURAVEL	Suzuki SV650 -	8	8:47.813	1 Lap	2.181	65.91	1:02.873	7
32	250	RMT	13 Adam RICHARDSON	Suzuki SV650 - Everquip	8	8:51.931	1 Lap	4.118	65.40	1:05.078	6
33	17	RMT	14 Alex BUCHANAN	Suzuki SV650S -	7	8:32.142	2 Laps	1 Lap	59.43	1:11.060	2

NOT CLASSIFIED

DNF	910	RMT	Harry GOWER	Suzuki SV650 - RightGear Motorcycles	4	3:49.264	5 Laps	3 Laps	75.87	55.374	3
DNF	167	RMT	Terry SMITH	Suzuki SV650 - IMP Racing	4	3:49.711	5 Laps	0.447	75.72	55.057	3
DNF	27	RMT	Jack BETTIS	Suzuki SV650 - NB Toolmaking	2	2:19.432	7 Laps	2 Laps	62.37	1:05.760	2

FASTEST LAP

	1		David TWYFORD	Suzuki SV650 - MHP, IMP Racing	9	52.650			82.59 mph	132.92 kph	
	167	RMT	Terry SMITH	Suzuki SV650 - IMP Racing	3	55.057			78.98 mph	127.11 kph	

* No. 26, 58 & 138 - 10 second penalty - yellow flag infringement

Penalty for No. 19 rescinded.

Change of class for No. 72

Class - 92.5% of Race Speed = 74.10 mph

Class RMT - 92.5% of Race Speed = 71.02 mph

Weather / Track : Cloudy / Dry

These results are provisional until the conclusion of any judicial and technical matters.

Race Distance: 9 Laps / 10.87 miles
Brands Hatch Indy: 1.2079 miles
Date: 11/03/2023 Start: 12:10 Finish: 12:18

Clerk Of Course :	Stewards :	Timekeeper : <i>Craig Smith</i>
-------------------	------------	------------------------------------

Results can be found at www.tsl-timing.com

Printed - 10:28 Wednesday, 15 March 2023



BMCRC - MRO Championships 2023 - Rnd 1 @ Brands Hatch Indy

MRO Minitwins & BMCRC Rookie Minitwins

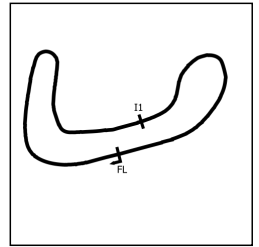
RACE 3 - POSITION CHART

No	Name	Lap Pos										
			1	2	3	4	5	6	7	8	9	
58	KILLWORTH	1	1	1	1	1	1	1	58	1	1	
72	BLACK	2	58	58	58	19	19	19	1	58	19	
19	LILLEY	3	72	19	19	58	58	58	19	19	58	
34	JOHNSON	4	5	72	72	72	72	72	72	72	72	
5	MANTELL	5	19	5	5	5	5	5	5	5	5	
99	ELLIS	6	81	81	81	81	81	81	99	99	99	
81	MAY	7	99	99	99	99	34	99	81	81	81	
1	TWYFORD	8	34	34	34	34	99	34	34	34	34	
910	GOWER	9	910	910	910	21	21	21	21	21	21	
167	SMITH	10	21	21	21	910	119	119	119	119	119	
21	FINNIS	11	167	167	167	167	15	15	15	15	15	
119	HEALEY	12	119	119	119	119	93	93	93	93	93	
191	GRACE	13	15	15	15	15	29	29	29	29	29	
15	SVENSEN	14	29	29	93	29	45	45	45	45	3	
29	KILLWORTH	15	45	45	29	93	127	127	3	3	158	
47	BOHANAN	16	93	93	45	45	3	3	127	127	47	
45	QUINCE	17	127	127	127	127	191	158	158	158	191	
93	BOTTO	18	191	191	191	191	158	47	191	191	127	
3	ARBON	19	3	3	3	3	47	191	47	47	116	
127	CHAM	20	158	158	158	158	116	116	116	116	45	
158	KILLWORTH	21	47	47	47	47	138	138	138	138	138	
74	HICK	22	74	116	116	116	26	26	26	26	26	
213	WRIGHT	23	116	26	26	26	74	74	74	74		
138	JARMIN	24	26	74	138	138	42	67	67	67		
26	DARBY	25	138	138	74	74	67	213	42	42		
38	MOSS	26	213	213	213	42	213	42	213	213		
116	FAITH	27	10	42	42	213	777	777	777	777		
42	GARD	28	42	10	777	67	10	38	38	38		
777	HIRST	29	27	777	67	777	38	10	10	10		
27	BETTIS	30	250	67	10	10	104	104	104	104		
250	RICHARDSON	31	67	250	38	38	250	250	321	321		
10	LAURIE	32	777	27	250	250	321	321	250	250		
104	GRIFFITHS	33	38	38	104	104	17	17	17			
321	ZHURAVEL	34	104	104	321	321						
17	BUCHANAN	35	321	321	17	17						
67	HARVEY	36	17	17								

BMCRC - MRO Championships 2023 - Rnd 1 @ Brands Hatch Indy

MRO Minitwins & BMCRC Rookie Minitwins

RACE 3 - SECTOR ANALYSIS



SECTOR 1 = FL to I1, SECTOR 2 = I1 to FL, DIFF = Difference To Personal Best Lap, P = Crossed Finish Line in Pit Lane, D = Time Disallowed

P1		1		David TWYFORD		Suzuki SV650 - MHP, IMP Racing	
IDEAL LAP TIME : 52.564		BEST LAP TIME : 52.650		DIFFERENCE : 0.086			
LAP	SECTOR 1	SECTOR 2	LAP TIME	MPH	DIFF	TIME OF DAY	
1 -		21.406	58.941	73.77	6.291	12:11:03.252	
2 -	31.677	21.323	53.000 (3)	82.04	0.350	12:11:56.252	
3 -	31.698	21.214	52.912 (2)	82.18	0.262	12:12:49.164	
4 -	31.564	22.301	53.865	80.73	1.215	12:13:43.029	
5 -	32.014	21.297	53.311	81.57	0.661	12:14:36.340	
6 -	32.007	23.371	55.378	78.52	2.728	12:15:31.718	
7 -	31.634	23.464	55.098	78.92	2.448	12:16:26.816	
8 -	31.532	21.857	53.389	81.45	0.739	12:17:20.205	
9 -	31.350	21.300	52.650 (1)	82.59		12:18:12.855	

P2		72 RMT		Daniel BLACK		Suzuki SV650 - DAD	
IDEAL LAP TIME : 53.239		BEST LAP TIME : 53.370		DIFFERENCE : 0.131			
LAP	SECTOR 1	SECTOR 2	LAP TIME	MPH	DIFF	TIME OF DAY	
1 -		21.894	59.709	72.82	6.339	12:11:04.020	
2 -	32.464	21.739	54.203	80.22	0.833	12:11:58.223	
3 -	31.855	21.967	53.822 (3)	80.79	0.452	12:12:52.045	
4 -	32.262	21.627	53.889	80.69	0.519	12:13:45.934	
5 -	31.986	21.384	53.370 (1)	81.48		12:14:39.304	
6 -	33.579	21.624	55.203	78.77	1.833	12:15:34.507	
7 -	32.281	21.405	53.686 (2)	81.00	0.316	12:16:28.193	
8 -	34.734	21.890	56.624	76.79	3.254	12:17:24.817	
9 -	32.734	21.876	54.610	79.63	1.240	12:18:19.427	

P3		5		Barry MANTELL		Suzuki SV650 S - Swedish car connection	
IDEAL LAP TIME : 53.692		BEST LAP TIME : 53.821		DIFFERENCE : 0.129			
LAP	SECTOR 1	SECTOR 2	LAP TIME	MPH	DIFF	TIME OF DAY	
1 -		21.849	59.987	72.49	6.166	12:11:04.298	
2 -	32.668	21.705	54.373	79.97	0.552	12:11:58.671	
3 -	32.222	21.724	53.946 (2)	80.61	0.125	12:12:52.617	
4 -	32.039	21.782	53.821 (1)	80.79		12:13:46.438	
5 -	32.366	21.653	54.019 (3)	80.50	0.198	12:14:40.457	
6 -	33.503	22.307	55.810	77.91	1.989	12:15:36.267	
7 -	32.575	21.917	54.492	79.80	0.671	12:16:30.759	
8 -	33.327	22.526	55.853	77.85	2.032	12:17:26.612	
9 -	33.224	22.077	55.301	78.63	1.480	12:18:21.913	

P4		99		Lee ELLIS		Suzuki SV650 - ATP Motorsport	
IDEAL LAP TIME : 54.154		BEST LAP TIME : 54.232		DIFFERENCE : 0.078			
LAP	SECTOR 1	SECTOR 2	LAP TIME	MPH	DIFF	TIME OF DAY	
1 -		21.694	1:00.869	71.44	6.637	12:11:05.180	
2 -	33.005	21.546	54.551	79.71	0.319	12:11:59.731	
3 -	32.647	21.735	54.382 (3)	79.96	0.150	12:12:54.113	
4 -	32.771	21.599	54.370 (2)	79.98	0.138	12:13:48.483	
5 -	33.109	22.060	55.169	78.82	0.937	12:14:43.652	
6 -	32.980	22.699	55.679	78.10	1.447	12:15:39.331	
7 -	33.308	22.216	55.524	78.31	1.292	12:16:34.855	
8 -	32.608	21.624	54.232 (1)	80.18		12:17:29.087	
9 -	32.916	21.837	54.753	79.42	0.521	12:18:23.840	

BMCRC - MRO Championships 2023 - Rnd 1 @ Brands Hatch Indy

MRO Minitwins & BMCRC Rookie Minitwins

RACE 3 - SECTOR ANALYSIS



SECTOR 1 = FL to I1, SECTOR 2 = I1 to FL, DIFF = Difference To Personal Best Lap, P = Crossed Finish Line in Pit Lane, D = Time Disallowed

P5 19		Kevin LILLEY		Suzuki SV650 - Trafalgar Cleaning Eqpt. / Steve Jordan Motorcy			
IDEAL LAP TIME : 52.830		BEST LAP TIME : 52.830		DIFFERENCE : 0.000			
LAP	SECTOR 1	SECTOR 2	LAP TIME	MPH	DIFF	TIME OF DAY	
1 -		21.649	1:00.057	72.40	7.227	12:11:04.368	
2 -	31.886	21.423	53.309	81.57	0.479	12:11:57.677	
3 -	31.589	21.241	52.830 (1)	82.31		12:12:50.507	
4 -	31.772	21.644	53.416	81.41	0.586	12:13:43.923	
5 -	31.654	21.383	53.037 (2)	81.99	0.207	12:14:36.960	
6 -	32.248	22.628	54.876	79.24	2.046	12:15:31.836	
7 -	32.116	23.337	55.453	78.41	2.623	12:16:27.289	
8 -	32.150	21.550	53.700	80.97	0.870	12:17:20.989	
9 -	31.755	21.438	53.193 (3)	81.75	0.363	12:18:14.182	

P6 58		Stacey KILLWORTH		Suzuki SV650 - Greenplant/Everns			
IDEAL LAP TIME : 53.091		BEST LAP TIME : 53.091		DIFFERENCE : 0.000			
LAP	SECTOR 1	SECTOR 2	LAP TIME	MPH	DIFF	TIME OF DAY	
1 -		21.704	59.049	73.64	5.958	12:11:03.360	
2 -	31.927	21.787	53.714	80.95	0.623	12:11:57.074	
3 -	31.864	21.460	53.324 (2)	81.55	0.233	12:12:50.398	
4 -	32.036	21.859	53.895	80.68	0.804	12:13:44.293	
5 -	31.791	21.300	53.091 (1)	81.90		12:14:37.384	
6 -	31.926	22.795	54.721	79.46	1.630	12:15:32.105	
7 -	32.027	22.538	54.565	79.69	1.474	12:16:26.670	
8 -	32.120	22.036	54.156	80.29	1.065	12:17:20.826	
9 -	32.076	21.609	53.685 (3)	81.00	0.594	12:18:14.511	

P7 81		Malvern MAY		Suzuki SV650 - IMP racing			
IDEAL LAP TIME : 54.081		BEST LAP TIME : 54.326		DIFFERENCE : 0.245			
LAP	SECTOR 1	SECTOR 2	LAP TIME	MPH	DIFF	TIME OF DAY	
1 -		21.965	1:00.688	71.65	6.362	12:11:04.999	
2 -	32.975	21.533	54.508 (2)	79.77	0.182	12:11:59.507	
3 -	32.592	21.734	54.326 (1)	80.04		12:12:53.833	
4 -	32.693	21.843	54.536	79.73	0.210	12:13:48.369	
5 -	33.035	22.155	55.190	78.79	0.864	12:14:43.559	
6 -	32.548	23.125	55.673	78.10	1.347	12:15:39.232	
7 -	33.263	22.849	56.112	77.49	1.786	12:16:35.344	
8 -	32.820	21.691	54.511 (3)	79.77	0.185	12:17:29.855	
9 -	34.219	21.913	56.132	77.47	1.806	12:18:25.987	

P8 34		Andrew JOHNSON		Suzuki SV650 - Rose & Charlie Racing			
IDEAL LAP TIME : 54.168		BEST LAP TIME : 54.263		DIFFERENCE : 0.095			
LAP	SECTOR 1	SECTOR 2	LAP TIME	MPH	DIFF	TIME OF DAY	
1 -		21.864	1:01.305	70.93	7.042	12:11:05.616	
2 -	32.914	21.505	54.419 (2)	79.90	0.156	12:12:00.035	
3 -	32.663	21.600	54.263 (1)	80.13		12:12:54.298	
4 -	32.796	21.746	54.542 (3)	79.72	0.279	12:13:48.840	
5 -	32.954	21.846	54.800	79.35	0.537	12:14:43.640	
6 -	32.894	23.937	56.831	76.51	2.568	12:15:40.471	
7 -	33.538	22.182	55.720	78.04	1.457	12:16:36.191	
8 -	32.900	21.789	54.689	79.51	0.426	12:17:30.880	
9 -	33.386	21.876	55.262	78.69	0.999	12:18:26.142	

BMCRC - MRO Championships 2023 - Rnd 1 @ Brands Hatch Indy

MRO Minitwins & BMCRC Rookie Minitwins

RACE 3 - SECTOR ANALYSIS



SECTOR 1 = FL to I1, SECTOR 2 = I1 to FL, DIFF = Difference To Personal Best Lap, P = Crossed Finish Line in Pit Lane, D = Time Disallowed

P9 21 RMT Toby FINNIS		Suzuki SV650 - NOKA				
IDEAL LAP TIME : 55.034		BEST LAP TIME : 55.065		DIFFERENCE : 0.031		
LAP	SECTOR 1	SECTOR 2	LAP TIME	MPH	DIFF	TIME OF DAY
1 -		22.586	1:03.270	68.73	8.205	12:11:07.581
2 -	33.225	22.106	55.331 (2)	78.59	0.266	12:12:02.912
3 -	33.097	22.239	55.336 (3)	78.58	0.271	12:12:58.248
4 -	32.928	22.137	55.065 (1)	78.97		12:13:53.313
5 -	33.733	22.196	55.929	77.75	0.864	12:14:49.242
6 -	33.286	22.316	55.602	78.20	0.537	12:15:44.844
7 -	33.800	22.176	55.976	77.68	0.911	12:16:40.820
8 -	33.666	22.657	56.323	77.20	1.258	12:17:37.143
9 -	34.206	22.681	56.887	76.44	1.822	12:18:34.030

P10 119 Simon HEALEY		Suzuki SV650 - Popular Tyres Ltd / Pro Parts Ltd				
IDEAL LAP TIME : 55.266		BEST LAP TIME : 55.311		DIFFERENCE : 0.045		
LAP	SECTOR 1	SECTOR 2	LAP TIME	MPH	DIFF	TIME OF DAY
1 -		22.501	1:03.428	68.55	8.117	12:11:07.739
2 -	33.914	22.264	56.178	77.40	0.867	12:12:03.917
3 -	33.247	22.064	55.311 (1)	78.62		12:12:59.228
4 -	33.380	22.019	55.399 (2)	78.49	0.088	12:13:54.627
5 -	33.913	23.652	57.565	75.54	2.254	12:14:52.192
6 -	33.489	22.409	55.898	77.79	0.587	12:15:48.090
7 -	33.498	23.772	57.270	75.93	1.959	12:16:45.360
8 -	33.829	22.671	56.500	76.96	1.189	12:17:41.860
9 -	33.565	22.222	55.787 (3)	77.95	0.476	12:18:37.647

P11 15 RMT James SVENSEN		Suzuki SV650S -				
IDEAL LAP TIME : 55.954		BEST LAP TIME : 56.012		DIFFERENCE : 0.058		
LAP	SECTOR 1	SECTOR 2	LAP TIME	MPH	DIFF	TIME OF DAY
1 -		22.495	1:03.733	68.23	7.721	12:11:08.044
2 -	34.349	22.204	56.553 (3)	76.89	0.541	12:12:04.597
3 -	33.959	22.411	56.370 (2)	77.14	0.358	12:13:00.967
4 -	33.750	22.262	56.012 (1)	77.63		12:13:56.979
5 -	33.985	22.898	56.883	76.44	0.871	12:14:53.862
6 -	34.426	23.395	57.821	75.20	1.809	12:15:51.683
7 -	34.025	22.812	56.837	76.51	0.825	12:16:48.520
8 -	34.630	22.367	56.997	76.29	0.985	12:17:45.517
9 -	34.292	22.514	56.806	76.55	0.794	12:18:42.323

P12 93 Tony BOTTO		Suzuki SV650 - TB Motorcycles				
IDEAL LAP TIME : 55.842		BEST LAP TIME : 55.897		DIFFERENCE : 0.055		
LAP	SECTOR 1	SECTOR 2	LAP TIME	MPH	DIFF	TIME OF DAY
1 -		23.022	1:05.626	66.26	9.729	12:11:09.937
2 -	34.917	22.381	57.298	75.89	1.401	12:12:07.235
3 -	33.564	22.333	55.897 (1)	77.79		12:13:03.132
4 -	34.189	22.519	56.708	76.68	0.811	12:13:59.840
5 -	33.619	22.749	56.368 (2)	77.14	0.471	12:14:56.208
6 -	33.843	22.682	56.525	76.93	0.628	12:15:52.733
7 -	33.821	22.591	56.412 (3)	77.08	0.515	12:16:49.145
8 -	34.464	22.354	56.818	76.53	0.921	12:17:45.963
9 -	34.450	22.278	56.728	76.65	0.831	12:18:42.691

BMCRC - MRO Championships 2023 - Rnd 1 @ Brands Hatch Indy

MRO Minitwins & BMCRC Rookie Minitwins

RACE 3 - SECTOR ANALYSIS



SECTOR 1 = FL to I1, SECTOR 2 = I1 to FL, DIFF = Difference To Personal Best Lap, P = Crossed Finish Line in Pit Lane, D = Time Disallowed

P13 29		Hayden KILLWORTH		Suzuki SV 650 - A&S Killworth / H11xy			
IDEAL LAP TIME : 56.377		BEST LAP TIME : 56.550		DIFFERENCE : 0.173			
LAP	SECTOR 1	SECTOR 2	LAP TIME	MPH	DIFF	TIME OF DAY	
1 -		22.900	1:04.997	66.90	8.447	12:11:09.308	
2 -	34.608	22.487	57.095	76.16	0.545	12:12:06.403	
3 -	34.112	22.655	56.767 (3)	76.60	0.217	12:13:03.170	
4 -	33.947	22.692	56.639 (2)	76.77	0.089	12:13:59.809	
5 -	34.248	23.372	57.620	75.47	1.070	12:14:57.429	
6 -	34.108	22.879	56.987	76.30	0.437	12:15:54.416	
7 -	33.890	22.660	56.550 (1)	76.89		12:16:50.966	
8 -	34.083	23.510	57.593	75.50	1.043	12:17:48.559	
9 -	34.123	22.760	56.883	76.44	0.333	12:18:45.442	

P14 3		Oliver ARBON		Suzuki SV650 - tt plumbing and heating			
IDEAL LAP TIME : 56.799		BEST LAP TIME : 56.923		DIFFERENCE : 0.124			
LAP	SECTOR 1	SECTOR 2	LAP TIME	MPH	DIFF	TIME OF DAY	
1 -		23.608	1:06.799	65.09	9.876	12:11:11.110	
2 -	34.796	23.055	57.851	75.16	0.928	12:12:08.961	
3 -	34.560	23.101	57.661	75.41	0.738	12:13:06.622	
4 -	34.431	22.889	57.320	75.86	0.397	12:14:03.942	
5 -	34.062	23.086	57.148 (2)	76.09	0.225	12:15:01.090	
6 -	33.974	23.360	57.334	75.84	0.411	12:15:58.424	
7 -	33.918	23.005	56.923 (1)	76.39		12:16:55.347	
8 -	34.288	22.881	57.169 (3)	76.06	0.246	12:17:52.516	
9 -	34.210	23.049	57.259	75.94	0.336	12:18:49.775	

P15 158		Jordan KILLWORTH		Suzuki SV 650 - BK Racing / Rabbit			
IDEAL LAP TIME : 56.632		BEST LAP TIME : 56.964		DIFFERENCE : 0.332			
LAP	SECTOR 1	SECTOR 2	LAP TIME	MPH	DIFF	TIME OF DAY	
1 -		23.947	1:07.168	64.74	10.204	12:11:11.479	
2 -	34.730	23.292	58.022	74.94	1.058	12:12:09.501	
3 -	34.317	23.183	57.500	75.62	0.536	12:13:07.001	
4 -	34.245	23.039	57.284	75.91	0.320	12:14:04.285	
5 -	34.064	23.108	57.172	76.06	0.208	12:15:01.457	
6 -	33.995	23.284	57.279	75.91	0.315	12:15:58.736	
7 -	33.957	23.153	57.110 (2)	76.14	0.146	12:16:55.846	
8 -	34.289	22.675	56.964 (1)	76.33		12:17:52.810	
9 -	34.311	22.860	57.171 (3)	76.06	0.207	12:18:49.981	

P16 47		Tristan BOHANAN		Suzuki SV650 -			
IDEAL LAP TIME : 56.873		BEST LAP TIME : 57.041		DIFFERENCE : 0.168			
LAP	SECTOR 1	SECTOR 2	LAP TIME	MPH	DIFF	TIME OF DAY	
1 -		23.792	1:07.271	64.64	10.230	12:11:11.582	
2 -	34.762	23.255	58.017	74.95	0.976	12:12:09.599	
3 -	34.735	22.746	57.481	75.65	0.440	12:13:07.080	
4 -	34.321	22.938	57.259	75.94	0.218	12:14:04.339	
5 -	34.212	23.129	57.341	75.83	0.300	12:15:01.680	
6 -	34.179	23.073	57.252	75.95	0.211	12:15:58.932	
7 -	34.221	22.861	57.082 (3)	76.18	0.041	12:16:56.014	
8 -	34.383	22.695	57.078 (2)	76.18	0.037	12:17:53.092	
9 -	34.347	22.694	57.041 (1)	76.23		12:18:50.133	

BMCRC - MRO Championships 2023 - Rnd 1 @ Brands Hatch Indy

MRO Minitwins & BMCRC Rookie Minitwins

RACE 3 - SECTOR ANALYSIS



SECTOR 1 = FL to I1, SECTOR 2 = I1 to FL, DIFF = Difference To Personal Best Lap, P = Crossed Finish Line in Pit Lane, D = Time Disallowed

P17 191		Justin GRACE		Suzuki SV650 - G-Race Motorsports		
IDEAL LAP TIME : 56.753		BEST LAP TIME : 56.907		DIFFERENCE : 0.154		
LAP	SECTOR 1	SECTOR 2	LAP TIME	MPH	DIFF	TIME OF DAY
1 -		23.334	1:06.347	65.54	9.440	12:11:10.658
2 -	35.009	22.646	57.655	75.42	0.748	12:12:08.313
3 -	34.653	22.738	57.391 (3)	75.77	0.484	12:13:05.704
4 -	34.477	22.928	57.405	75.75	0.498	12:14:03.109
5 -	34.649	23.473	58.122	74.81	1.215	12:15:01.231
6 -	34.980	22.812	57.792	75.24	0.885	12:15:59.023
7 -	34.107	22.800	56.907 (1)	76.41		12:16:55.930
8 -	34.226	22.759	56.985 (2)	76.31	0.078	12:17:52.915
9 -	34.617	22.779	57.396	75.76	0.489	12:18:50.311

P18 127 RMT		Matthew CHAM		Ducati MONSTER 696 -		
IDEAL LAP TIME : 57.047		BEST LAP TIME : 57.140		DIFFERENCE : 0.093		
LAP	SECTOR 1	SECTOR 2	LAP TIME	MPH	DIFF	TIME OF DAY
1 -		23.050	1:06.086	65.80	8.946	12:11:10.397
2 -	35.034	22.779	57.813	75.21	0.673	12:12:08.210
3 -	34.508	22.882	57.390	75.77	0.250	12:13:05.600
4 -	34.418	22.922	57.340 (3)	75.83	0.200	12:14:02.940
5 -	34.410	22.868	57.278 (2)	75.92	0.138	12:15:00.218
6 -	34.514	23.332	57.846	75.17	0.706	12:15:58.064
7 -	34.405	23.188	57.593	75.50	0.453	12:16:55.657
8 -	34.268	22.872	57.140 (1)	76.10		12:17:52.797
9 -	35.263	23.001	58.264	74.63	1.124	12:18:51.061

P19 116		Gareth FAITH		Suzuki SV650 - Sitramoto		
IDEAL LAP TIME : 56.566		BEST LAP TIME : 56.576		DIFFERENCE : 0.010		
LAP	SECTOR 1	SECTOR 2	LAP TIME	MPH	DIFF	TIME OF DAY
1 -		23.646	1:07.790	64.14	11.214	12:11:12.101
2 -	34.466	23.063	57.529	75.58	0.953	12:12:09.630
3 -	34.965	22.608	57.573	75.53	0.997	12:13:07.203
4 -	34.610	22.616	57.226 (3)	75.99	0.650	12:14:04.429
5 -	34.463	22.815	57.278	75.92	0.702	12:15:01.707
6 -	34.528	23.228	57.756	75.29	1.180	12:15:59.463
7 -	33.958	23.169	57.127 (2)	76.12	0.551	12:16:56.590
8 -	33.959	22.617	56.576 (1)	76.86		12:17:53.166
9 -	35.101	23.346	58.447	74.40	1.871	12:18:51.613

P20 45		Terence QUINCE		Suzuki SV650 - K&Q, HM Racing, Titan-x		
IDEAL LAP TIME : 56.693		BEST LAP TIME : 56.993		DIFFERENCE : 0.300		
LAP	SECTOR 1	SECTOR 2	LAP TIME	MPH	DIFF	TIME OF DAY
1 -		23.035	1:05.386	66.50	8.393	12:11:09.697
2 -	34.944	22.416	57.360	75.81	0.367	12:12:07.057
3 -	34.560	22.604	57.164 (2)	76.07	0.171	12:13:04.221
4 -	34.277	22.716	56.993 (1)	76.30		12:14:01.214
5 -	34.589	23.787	58.376	74.49	1.383	12:14:59.590
6 -	34.826	23.284	58.110	74.83	1.117	12:15:57.700
7 -	34.467	22.904	57.371	75.79	0.378	12:16:55.071
8 -	34.388	22.824	57.212 (3)	76.00	0.219	12:17:52.283
9 -	35.501	24.439	59.940	72.54	2.947	12:18:52.223

BMCRC - MRO Championships 2023 - Rnd 1 @ Brands Hatch Indy

MRO Minitwins & BMCRC Rookie Minitwins

RACE 3 - SECTOR ANALYSIS



SECTOR 1 = FL to I1, SECTOR 2 = I1 to FL, DIFF = Difference To Personal Best Lap, P = Crossed Finish Line in Pit Lane, D = Time Disallowed

P21 138		Craig JARMIN		Suzuki SV650 - SK PreP			
IDEAL LAP TIME : 58.231		BEST LAP TIME : 58.231		DIFFERENCE : 0.000			
LAP	SECTOR 1	SECTOR 2	LAP TIME	MPH	DIFF	TIME OF DAY	
1 -		23.890	1:08.669	63.32	10.438	12:11:12.980	
2 -	35.882	23.446	59.328	73.29	1.097	12:12:12.308	
3 -	35.235	23.575	58.810 (3)	73.94	0.579	12:13:11.118	
4 -	35.495	23.604	59.099	73.58	0.868	12:14:10.217	
5 -	35.760	23.806	59.566	73.00	1.335	12:15:09.783	
6 -	35.341	25.385	1:00.726	71.61	2.495	12:16:10.509	
7 -	35.243	23.735	58.978	73.73	0.747	12:17:09.487	
8 -	35.273	23.447	58.720 (2)	74.05	0.489	12:18:08.207	
9 -	34.882	23.349	58.231 (1)	74.67		12:19:06.438	

P22 26		Piers DARBY		Suzuki SV650 - Darby Racing			
IDEAL LAP TIME : 58.953		BEST LAP TIME : 59.098		DIFFERENCE : 0.145			
LAP	SECTOR 1	SECTOR 2	LAP TIME	MPH	DIFF	TIME OF DAY	
1 -		23.907	1:08.256	63.71	9.158	12:11:12.567	
2 -	35.478	23.685	59.163 (3)	73.50	0.065	12:12:11.730	
3 -	35.291	23.846	59.137 (2)	73.53	0.039	12:13:10.867	
4 -	35.268	23.830	59.098 (1)	73.58		12:14:09.965	
5 -	35.751	24.250	1:00.001	72.47	0.903	12:15:09.966	
6 -	35.604	25.508	1:01.112	71.15	2.014	12:16:11.078	
7 -	35.321	24.068	59.389	73.22	0.291	12:17:10.467	
8 -	35.411	24.058	59.469	73.12	0.371	12:18:09.936	
9 -	36.024	24.258	1:00.282	72.13	1.184	12:19:10.218	

P23 74 RMT		Billy HICK		Suzuki SV650 -			
IDEAL LAP TIME : 59.440		BEST LAP TIME : 59.838		DIFFERENCE : 0.398			
LAP	SECTOR 1	SECTOR 2	LAP TIME	MPH	DIFF	TIME OF DAY	
1 -		23.966	1:07.774	64.16	7.936	12:11:12.085	
2 -	35.704	24.134	59.838 (1)	72.67		12:12:11.923	
3 -	36.671	23.821	1:00.492 (3)	71.88	0.654	12:13:12.415	
4 -	36.603	24.711	1:01.314	70.92	1.476	12:14:13.729	
5 -	36.945	24.947	1:01.892	70.26	2.054	12:15:15.621	
6 -	36.908	24.488	1:01.396	70.82	1.558	12:16:17.017	
7 -	36.506	24.145	1:00.651	71.69	0.813	12:17:17.668	
8 -	36.589	23.736	1:00.325 (2)	72.08	0.487	12:18:17.993	

P24 67 RMT		Simon HARVEY		Suzuki SV650 - Kids Inheritance (Sorry)			
IDEAL LAP TIME : 59.610		BEST LAP TIME : 59.736		DIFFERENCE : 0.126			
LAP	SECTOR 1	SECTOR 2	LAP TIME	MPH	DIFF	TIME OF DAY	
1 -		25.816	1:14.455	58.40	14.719	12:11:18.766	
2 -	38.581	24.129	1:02.710	69.34	2.974	12:12:21.476	
3 -	37.283	24.164	1:01.447	70.76	1.711	12:13:22.923	
4 -	36.403	24.159	1:00.562 (3)	71.80	0.826	12:14:23.485	
5 -	36.921	24.495	1:01.416	70.80	1.680	12:15:24.901	
6 -	36.910	24.390	1:01.300	70.93	1.564	12:16:26.201	
7 -	36.819	23.508	1:00.327 (2)	72.08	0.591	12:17:26.528	
8 -	36.102	23.634	59.736 (1)	72.79		12:18:26.264	

BMCRC - MRO Championships 2023 - Rnd 1 @ Brands Hatch Indy

MRO Minitwins & BMCRC Rookie Minitwins

RACE 3 - SECTOR ANALYSIS



SECTOR 1 = FL to I1, SECTOR 2 = I1 to FL, DIFF = Difference To Personal Best Lap, P = Crossed Finish Line in Pit Lane, D = Time Disallowed

P25 42 RMT Luke GARD		Suzuki SV650 -				
IDEAL LAP TIME : 1:00.922		BEST LAP TIME : 1:00.922		DIFFERENCE : 0.000		
LAP	SECTOR 1	SECTOR 2	LAP TIME	MPH	DIFF	TIME OF DAY
1 -		24.910	1:12.283	60.16	11.361	12:11:16.594
2 -	37.983	24.408	1:02.391	69.69	1.469	12:12:18.985
3 -	37.259	24.436	1:01.695 (3)	70.48	0.773	12:13:20.680
4 -	37.393	24.680	1:02.073	70.05	1.151	12:14:22.753
5 -	37.211	24.836	1:02.047	70.08	1.125	12:15:24.800
6 -	37.501	24.828	1:02.329	69.76	1.407	12:16:27.129
7 -	37.041	23.881	1:00.922 (1)	71.37		12:17:28.051
8 -	37.059	23.911	1:00.970 (2)	71.32	0.048	12:18:29.021

P26 213 RMT Paul WRIGHT		Suzuki SV650 - Everquip				
IDEAL LAP TIME : 1:00.548		BEST LAP TIME : 1:00.548		DIFFERENCE : 0.000		
LAP	SECTOR 1	SECTOR 2	LAP TIME	MPH	DIFF	TIME OF DAY
1 -		25.067	1:11.698	60.65	11.150	12:11:16.009
2 -	37.602	24.288	1:01.890 (2)	70.26	1.342	12:12:17.899
3 -	37.682	24.534	1:02.216	69.89	1.668	12:13:20.115
4 -	38.051	24.844	1:02.895	69.14	2.347	12:14:23.010
5 -	37.175	24.836	1:02.011	70.12	1.463	12:15:25.021
6 -	37.572	24.431	1:02.003	70.13	1.455	12:16:27.024
7 -	37.948	23.943	1:01.891 (3)	70.26	1.343	12:17:28.915
8 -	37.133	23.415	1:00.548 (1)	71.82		12:18:29.463

P27 777 RMT Richard HIRST		Suzuki SV650 - Northern garage conversion				
IDEAL LAP TIME : 1:00.226		BEST LAP TIME : 1:00.226		DIFFERENCE : 0.000		
LAP	SECTOR 1	SECTOR 2	LAP TIME	MPH	DIFF	TIME OF DAY
1 -		26.040	1:14.493	58.37	14.267	12:11:18.804
2 -	37.021	25.253	1:02.274	69.83	2.048	12:12:21.078
3 -	37.176	24.617	1:01.793	70.37	1.567	12:13:22.871
4 -	36.836	24.715	1:01.551 (3)	70.65	1.325	12:14:24.422
5 -	36.490	24.850	1:01.340 (2)	70.89	1.114	12:15:25.762
6 -	37.332	24.646	1:01.978	70.16	1.752	12:16:27.740
7 -	36.845	24.785	1:01.630	70.55	1.404	12:17:29.370
8 -	36.225	24.001	1:00.226 (1)	72.20		12:18:29.596

P28 38 RMT Peter MOSS		Suzuki SV650 - CharlieMossRacing				
IDEAL LAP TIME : 1:00.944		BEST LAP TIME : 1:00.949		DIFFERENCE : 0.005		
LAP	SECTOR 1	SECTOR 2	LAP TIME	MPH	DIFF	TIME OF DAY
1 -		26.485	1:16.222	57.05	15.273	12:11:20.533
2 -	39.087	25.253	1:04.340	67.58	3.391	12:12:24.873
3 -	38.654	25.383	1:04.037	67.90	3.088	12:13:28.910
4 -	37.014	24.476	1:01.490 (2)	70.72	0.541	12:14:30.400
5 -	37.825	24.848	1:02.673	69.38	1.724	12:15:33.073
6 -	37.339	24.637	1:01.976	70.16	1.027	12:16:35.049
7 -	36.596	25.137	1:01.733 (3)	70.44	0.784	12:17:36.782
8 -	36.468	24.481	1:00.949 (1)	71.34		12:18:37.731

P29 10 RMT Ian LAURIE		Suzuki SV650 -				
IDEAL LAP TIME : 1:03.058		BEST LAP TIME : 1:03.143		DIFFERENCE : 0.085		
LAP	SECTOR 1	SECTOR 2	LAP TIME	MPH	DIFF	TIME OF DAY
1 -		25.417	1:11.823	60.54	8.680	12:11:16.134
2 -	39.367	25.331	1:04.698	67.21	1.555	12:12:20.832
3 -	37.949	25.855	1:03.804	68.15	0.661	12:13:24.636
4 -	37.926	25.416	1:03.342 (2)	68.65	0.199	12:14:27.978
5 -	38.396	26.190	1:04.586	67.33	1.443	12:15:32.564
6 -	37.875	25.994	1:03.869	68.08	0.726	12:16:36.433
7 -	37.727	25.416	1:03.143 (1)	68.86		12:17:39.576
8 -	38.033	25.397	1:03.430 (3)	68.55	0.287	12:18:43.006

BMCRC - MRO Championships 2023 - Rnd 1 @ Brands Hatch Indy

MRO Minitwins & BMCRC Rookie Minitwins

RACE 3 - SECTOR ANALYSIS



SECTOR 1 = FL to I1, SECTOR 2 = I1 to FL, DIFF = Difference To Personal Best Lap, P = Crossed Finish Line in Pit Lane, D = Time Disallowed

P30 104 RMT		Jack GRIFFITHS		Suzuki SV650 -		
IDEAL LAP TIME : 1:03.170		BEST LAP TIME : 1:03.219		DIFFERENCE : 0.049		
LAP	SECTOR 1	SECTOR 2	LAP TIME	MPH	DIFF	TIME OF DAY
1 -		25.754	1:16.550	56.80	13.331	12:11:20.861
2 -	39.487	25.204	1:04.691	67.22	1.472	12:12:25.552
3 -	39.143	25.392	1:04.535	67.38	1.316	12:13:30.087
4 -	38.968	25.587	1:04.555	67.36	1.336	12:14:34.642
5 -	38.667	25.148	1:03.815 (3)	68.14	0.596	12:15:38.457
6 -	38.476	25.279	1:03.755 (2)	68.20	0.536	12:16:42.212
7 -	38.525	24.694	1:03.219 (1)	68.78		12:17:45.431
8 -	39.209	25.303	1:04.512	67.40	1.293	12:18:49.943

P31 321 RMT		Illia ZHURAVEL		Suzuki SV650 -		
IDEAL LAP TIME : 1:02.873		BEST LAP TIME : 1:02.873		DIFFERENCE : 0.000		
LAP	SECTOR 1	SECTOR 2	LAP TIME	MPH	DIFF	TIME OF DAY
1 -		25.965	1:17.352	56.21	14.479	12:11:21.663
2 -	39.246	25.421	1:04.667	67.24	1.794	12:12:26.330
3 -	38.879	25.970	1:04.849	67.05	1.976	12:13:31.179
4 -	39.066	24.823	1:03.889 (3)	68.06	1.016	12:14:35.068
5 -	40.021	26.467	1:06.488	65.40	3.615	12:15:41.556
6 -	38.572	25.174	1:03.746 (2)	68.21	0.873	12:16:45.302
7 -	38.118	24.755	1:02.873 (1)	69.16		12:17:48.175
8 -	38.956	24.993	1:03.949	68.00	1.076	12:18:52.124

P32 250 RMT		Adam RICHARDSON		Suzuki SV650 - Everquip		
IDEAL LAP TIME : 1:05.026		BEST LAP TIME : 1:05.078		DIFFERENCE : 0.052		
LAP	SECTOR 1	SECTOR 2	LAP TIME	MPH	DIFF	TIME OF DAY
1 -		25.798	1:14.140	58.65	9.062	12:11:18.451
2 -	39.417	25.791	1:05.208 (2)	66.68	0.130	12:12:23.659
3 -	39.360	25.973	1:05.333 (3)	66.56	0.255	12:13:28.992
4 -	39.373	26.028	1:05.401	66.49	0.323	12:14:34.393
5 -	39.855	25.867	1:05.722	66.16	0.644	12:15:40.115
6 -	39.235	25.843	1:05.078 (1)	66.82		12:16:45.193
7 -	39.349	26.070	1:05.419	66.47	0.341	12:17:50.612
8 -	39.448	26.182	1:05.630	66.25	0.552	12:18:56.242

P33 17 RMT		Alex BUCHANAN		Suzuki SV650S -		
IDEAL LAP TIME : 1:10.605		BEST LAP TIME : 1:11.060		DIFFERENCE : 0.455		
LAP	SECTOR 1	SECTOR 2	LAP TIME	MPH	DIFF	TIME OF DAY
1 -		28.116	1:20.139	54.26	9.079	12:11:24.450
2 -	42.659	28.401	1:11.060 (1)	61.19		12:12:35.510
3 -	44.264	28.702	1:12.966	59.59	1.906	12:13:48.476
4 -	44.168	28.715	1:12.883	59.66	1.823	12:15:01.359
5 -	42.489	28.598	1:11.087 (2)	61.17	0.027	12:16:12.446
6 -	42.645	28.895	1:11.540 (3)	60.78	0.480	12:17:23.986
7 -	44.001	28.466	1:12.467	60.00	1.407	12:18:36.453

P34 910 RMT		Harry GOWER		Suzuki SV650 - RightGear Motorcycles		
IDEAL LAP TIME : 55.077		BEST LAP TIME : 55.374		DIFFERENCE : 0.297		
LAP	SECTOR 1	SECTOR 2	LAP TIME	MPH	DIFF	TIME OF DAY
1 -		22.478	1:02.632	69.43	7.258	12:11:06.943
2 -	33.363	22.282	55.645 (3)	78.14	0.271	12:12:02.588
3 -	32.795	22.579	55.374 (1)	78.53		12:12:57.962
4 -	33.196	22.417	55.613 (2)	78.19	0.239	12:13:53.575

BMCRC - MRO Championships 2023 - Rnd 1 @ Brands Hatch Indy

MRO Minitwins & BMCRC Rookie Minitwins

RACE 3 - SECTOR ANALYSIS



SECTOR 1 = FL to I1, SECTOR 2 = I1 to FL, DIFF = Difference To Personal Best Lap, P = Crossed Finish Line in Pit Lane, D = Time Disallowed

P35 167 RMT Terry SMITH		Suzuki SV650 - IMP Racing				
IDEAL LAP TIME : 54.969		BEST LAP TIME : 55.057		DIFFERENCE : 0.088		
LAP	SECTOR 1	SECTOR 2	LAP TIME	MPH	DIFF	TIME OF DAY
1 -		22.964	1:03.344	68.65	8.287	12:11:07.655
2 -	33.485	22.278	55.763 (3)	77.98	0.706	12:12:03.418
3 -	33.087	21.970	55.057 (1)	78.98		12:12:58.475
4 -	32.999	22.548	55.547 (2)	78.28	0.490	12:13:54.022

P36 27 RMT Jack BETTIS		Suzuki SV650 - NB Toolmaking				
IDEAL LAP TIME : 1:05.167		BEST LAP TIME : 1:05.760		DIFFERENCE : 0.593		
LAP	SECTOR 1	SECTOR 2	LAP TIME	MPH	DIFF	TIME OF DAY
1 -		25.602	1:13.672	59.02	7.912	12:11:17.983
2 -	39.565	26.195	1:05.760 (1)	66.12		12:12:23.743

BMCRC - MRO Championships 2023 - Rnd 1 @ Brands Hatch Indy

MRO Minitwins & BMCRC Rookie Minitwins

RACE 3 - BEST SECTORS

SECTOR 1			SECTOR 2			IDEAL / BEST COMPARISON						
POS	NO	NAME	TIME	NO	NAME	TIME	POS	NO	NAME	IDEAL	BEST	DIFF
									PERFECT LAP	52.564		
1	1	TWYFORD	31.350	1	TWYFORD	21.214	1	1	TWYFORD	52.564	52.650	0.086
2	19	LILLEY	31.589	19	LILLEY	21.241	2	19	LILLEY	52.830	52.830	0.000
3	58	KILLWORTH	31.791	58	KILLWORTH	21.300	3	58	KILLWORTH	53.091	53.091	0.000
4	72	BLACK	31.855	72	BLACK	21.384	4	72	BLACK	53.239	53.370	0.131
5	5	MANTELL	32.039	34	JOHNSON	21.505	5	5	MANTELL	53.692	53.821	0.129
6	81	MAY	32.548	81	MAY	21.533	6	81	MAY	54.081	54.326	0.245
7	99	ELLIS	32.608	99	ELLIS	21.546	7	99	ELLIS	54.154	54.232	0.078
8	34	JOHNSON	32.663	5	MANTELL	21.653	8	34	JOHNSON	54.168	54.263	0.095
9	910	GOWER	32.795	167	SMITH	21.970	9	167	SMITH	54.969	55.057	0.088
10	21	FINNIS	32.928	119	HEALEY	22.019	10	21	FINNIS	55.034	55.065	0.031
11	167	SMITH	32.999	21	FINNIS	22.106	11	910	GOWER	55.077	55.374	0.297
12	119	HEALEY	33.247	15	SVENSEN	22.204	12	119	HEALEY	55.266	55.311	0.045
13	93	BOTTO	33.564	93	BOTTO	22.278	13	93	BOTTO	55.842	55.897	0.055
14	15	SVENSEN	33.750	910	GOWER	22.282	14	15	SVENSEN	55.954	56.012	0.058
15	29	KILLWORTH	33.890	45	QUINCE	22.416	15	29	KILLWORTH	56.377	56.550	0.173
16	3	ARBON	33.918	29	KILLWORTH	22.487	16	116	FAITH	56.566	56.576	0.010
17	158	KILLWORTH	33.957	116	FAITH	22.608	17	158	KILLWORTH	56.632	56.964	0.332
18	116	FAITH	33.958	191	GRACE	22.646	18	45	QUINCE	56.693	56.993	0.300
19	191	GRACE	34.107	158	KILLWORTH	22.675	19	191	GRACE	56.753	56.907	0.154
20	47	BOHANAN	34.179	47	BOHANAN	22.694	20	3	ARBON	56.799	56.923	0.124
21	127	CHAM	34.268	127	CHAM	22.779	21	47	BOHANAN	56.873	57.041	0.168
22	45	QUINCE	34.277	3	ARBON	22.881	22	127	CHAM	57.047	57.140	0.093
23	138	JARMIN	34.882	138	JARMIN	23.349	23	138	JARMIN	58.231	58.231	0.000
24	26	DARBY	35.268	213	WRIGHT	23.415	24	26	DARBY	58.953	59.098	0.145
25	74	HICK	35.704	67	HARVEY	23.508	25	74	HICK	59.440	59.838	0.398
26	67	HARVEY	36.102	26	DARBY	23.685	26	67	HARVEY	59.610	59.736	0.126
27	777	HIRST	36.225	74	HICK	23.736	27	777	HIRST	1:00.226	1:00.226	0.000
28	38	MOSS	36.468	42	GARD	23.881	28	213	WRIGHT	1:00.548	1:00.548	0.000
29	42	GARD	37.041	777	HIRST	24.001	29	42	GARD	1:00.922	1:00.922	0.000
30	213	WRIGHT	37.133	38	MOSS	24.476	30	38	MOSS	1:00.944	1:00.949	0.005
31	10	LAURIE	37.727	104	GRIFFITHS	24.694	31	321	ZHURAVEL	1:02.873	1:02.873	0.000
32	321	ZHURAVEL	38.118	321	ZHURAVEL	24.755	32	10	LAURIE	1:03.058	1:03.143	0.085
33	104	GRIFFITHS	38.476	10	LAURIE	25.331	33	104	GRIFFITHS	1:03.170	1:03.219	0.049
34	250	RICHARDSON	39.235	27	BETTIS	25.602	34	250	RICHARDSON	1:05.026	1:05.078	0.052
35	27	BETTIS	39.565	250	RICHARDSON	25.791	35	27	BETTIS	1:05.167	1:05.760	0.593
36	17	BUCHANAN	42.489	17	BUCHANAN	28.116	36	17	BUCHANAN	1:10.605	1:11.060	0.455

BMCRC - MRO Championships 2023 - Rnd 1 @ Brands Hatch Indy

MRO Minitwins & BMCRC Rookie Minitwins

RACE 3 - STATISTICS

Competitors Started	36
Planned Start	2023-03-11 @ 12:26:00.000
Actual Start	2023-03-11 @ 12:10:04.310
Finish Time	2023-03-11 @ 12:18:12.854
Track Length	1.2079mi.
Total Laps	295
Total Distance Covered	356.3439mi.

Session Fastest Lap History

NO	CL	NAME	LAP TIME	TIME OF DAY	LAP	VEHICLE
1		David TWYFORD	53.000	12:11:56.267	2	Suzuki SV650
1		David TWYFORD	52.912	12:12:49.179	3	Suzuki SV650
19		Kevin LILLEY	52.830	12:12:50.528	3	Suzuki SV650
1		David TWYFORD	52.650	12:18:12.870	9	Suzuki SV650

Session Leader History

NO	CL	NAME	FROM LAP	LAPS LED	DISTANCE	VEHICLE
1		David TWYFORD	1	6	7.24 miles	Suzuki SV650
58		Stacey KILLWORTH	7	1	1.20 miles	Suzuki SV650
1		David TWYFORD	8	2	2.41 miles	Suzuki SV650

Flag History

TYPE	TIME OF DAY
GREEN	12:10:04.310
FINISH	12:18:12.854

Flag Statistics

TYPE	COUNT	TOTAL LAPS	TOTAL TIME
Green	1	9	9:21.248
Red	0	0	0.000
Safety Car	0	0	0.000
FCY	0	0	0.000

BMCRC - MRO Championships 2023 - Rnd 1 @ Brands Hatch Indy

MRO Minitwins & BMCRC Rookie Minitwins

RACE 3 - STATISTICS

CLASS :

18 Starters

Fastest Lap History

NO	NAME	LAP TIME	TIME OF DAY	LAP	VEHICLE
1	David TWYFORD	53.000	12:11:56.267	2	Suzuki SV650
1	David TWYFORD	52.912	12:12:49.179	3	Suzuki SV650
19	Kevin LILLEY	52.830	12:12:50.528	3	Suzuki SV650
1	David TWYFORD	52.650	12:18:12.870	9	Suzuki SV650

Leader History

NO	NAME	FROM LAP	LAPS LED	DISTANCE	VEHICLE
1	David TWYFORD	1	6	7.24 miles	Suzuki SV650
58	Stacey KILLWORTH	7	1	1.20 miles	Suzuki SV650
1	David TWYFORD	8	2	2.41 miles	Suzuki SV650

BMCRC - MRO Championships 2023 - Rnd 1 @ Brands Hatch Indy

MRO Minitwins & BMCRC Rookie Minitwins

RACE 3 - STATISTICS

CLASS : RMT

18 Starters

Fastest Lap History

NO	NAME	LAP TIME	TIME OF DAY	LAP	VEHICLE
72	Daniel BLACK	54.203	12:11:58.234	2	Suzuki SV650
72	Daniel BLACK	53.822	12:12:52.056	3	Suzuki SV650
72	Daniel BLACK	53.370	12:14:39.315	5	Suzuki SV650

Leader History

NO	NAME	FROM LAP	LAPS LED	DISTANCE	VEHICLE
72	Daniel BLACK	1	9	10.87 miles	Suzuki SV650

BMCRC - MRO Championships 2023 - Rnd 1 @ Brands Hatch Indy



MRO Minitwins & BMCRC Rookie Minitwins

RACE 14 - GRID (9 Laps)

ROW 12	36	1:11.060	17	Alex BUCHANAN	35	1:05.760	27	Jack BETTIS	34	1:05.078	250	Adam RICHARDSON	
ROW 11		1:03.219	33	104	Jack GRIFFITHS	32	1:03.143	10	Ian LAURIE	31	1:02.873	321	Illia ZHURAVEL
ROW 10	30	1:00.949	38	Peter MOSS	29	1:00.922	42	Luke GARD	28	1:00.548	213	Paul WRIGHT	
ROW 9		1:00.226	27	777	Richard HIRST	26	59.838	74	Billy HICK	25	59.736	67	Simon HARVEY
ROW 8	24	59.098	26	Piers DARBY	23	58.231	138	Craig JARMIN	22	57.140	127	Matthew CHAM	
ROW 7		57.041	21	47	Tristan BOHANAN	20	56.993	45	Terence QUINCE	19	56.964	158	Jordan KILLWORTH
ROW 6	18	56.923	3	Oliver ARBON	17	56.907	191	Justin GRACE	16	56.576	116	Gareth FAITH	
ROW 5		56.550	15	29	Hayden KILLWORTH	14	56.012	15	James SVENSEN	13	55.897	93	Tony BOTTO
ROW 4	12	55.374	910	Harry GOWER	11	55.311	119	Simon HEALEY	10	55.065	21	Toby FINNIS	
ROW 3		55.057	9	167	Terry SMITH	8	54.326	81	Malvern MAY	7	54.263	34	Andrew JOHNSON
ROW 2	6	54.232	99	Lee ELLIS	5	53.821	5	Barry MANTELL	4	53.370	72	Daniel BLACK	
ROW 1		53.091	3	58	Stacey KILLWORTH	2	52.830	19	Kevin LILLEY	1	52.650	1	David TWYFORD
Pole													

Brands Hatch Indy: 1.2079 miles

These results are provisional until the conclusion of any judicial and technical matters.

Clerk Of Course :	Stewards :	Timekeeper : <i>Craig Smith</i>
-------------------	------------	------------------------------------

Results can be found at www.tsl-timing.com

Printed - 12:30 Saturday, 11 March 2023



BMCRC - MRO Championships 2023 - Rnd 1 @ Brands Hatch Indy



MRO Minitwins & BMCRC Rookie Minitwins

RACE 14 - CLASSIFICATION - AMENDED

POS	NO	CL	PIC NAME	ENTRY	LAPS	TIME	GAP	DIFF	MPH	BEST	ON
1	1		1 David TWYFORD	Suzuki SV650 - MHP, IMP Racing	9	8:04.735			80.73	52.588	3
2	58		2 Stacey KILLWORTH	Suzuki SV650 - Greenplant/Everns	9	8:10.348	5.613	5.613	79.81	53.281	3
3	19		3 Kevin LILLEY	Suzuki SV650 - Trafalgar Cleaning Eqpt. / Steve Jor	9	8:11.030	6.295	0.682	79.70	53.141	3
4	99		4 Lee ELLIS	Suzuki SV650 - ATP Motorsport	9	8:16.233	11.498	5.203	78.86	53.716	3
5	5		5 Barry MANTELL	Suzuki SV650 S - Swedish car connection	9	8:16.314	11.579	0.081	78.85	53.773	2
6	72		6 Daniel BLACK	Suzuki SV650 - DAD	9	8:17.061	12.326	0.747	78.73	54.076	3
7	34		7 Andrew JOHNSON	Suzuki SV650 - Rose & Charlie Racing	9	8:23.715	18.980	6.654	77.69	54.112	5
8	81		8 Malvern MAY	Suzuki SV650 - IMP racing	9	8:23.804	19.069	0.089	77.68	54.595	2
9	47		9 Tristan BOHANAN	Suzuki SV650 -	9	8:35.710	30.975	11.906	75.89	55.080	6
10	21	RMT	1 Toby FINNIS	Suzuki SV650 - NOKA	9	8:35.794	31.059	0.084	75.87	55.795	6
11	119		10 Simon HEALEY	Suzuki SV650 - Popular Tyres Ltd / Pro Parts Ltd	9	8:36.128	31.393	0.334	75.82	55.811	2
12	93		11 Tony BOTTO	Suzuki SV650 - TB Motorcycles	9	8:39.691	34.956	3.563	75.30	55.683	6
13	158		12 Jordan KILLWORTH	Suzuki SV 650 - BK Racing / Rabbit	9	8:39.859	35.124	0.168	75.28	56.106	9
14	3		13 Oliver ARBON	Suzuki SV650 - It plumbing and heating	9	8:40.187	35.452	0.328	75.23	55.702	9
15	29		14 Hayden KILLWORTH	Suzuki SV 650 - A&S Killworth / H11xy	9	8:40.475	35.740	0.288	75.19	56.133	9
16	15	RMT	2 James SVENSEN	Suzuki SV650S -	9	8:41.321	36.586	0.846	75.07	56.031	6
17	116		15 Gareth FAITH	Suzuki SV650 - Sitramoto	9	8:41.587	36.852	0.266	75.03	56.321	7
18	167	RMT	3 Terry SMITH	Suzuki SV650 - IMP Racing	9	8:47.912	43.177	6.325	74.13	56.963	6
19	127	RMT	4 Matthew CHAM	Ducati MONSTER 696 -	9	8:49.327	44.592	1.415	73.93	57.184	9
20	45		16 Terence QUINCE	Suzuki SV650 - K&Q, HM Racing, Titan-x	9	8:49.715	44.980	0.388	73.88	57.040	9
21	138		17 Craig JARMIN	Suzuki SV650 - SK PreP	9	9:02.730	57.995	13.015	72.11	58.524	3
22	191		18 Justin GRACE	Suzuki SV650 - G-Race Motorsports	8	8:06.424	1 Lap	1 Lap	71.51	57.768	8
23	74	RMT	5 Billy HICK	Suzuki SV650 -	8	8:12.056	1 Lap	5.632	70.70	59.628	2
24	26		19 Piers DARBY	Suzuki SV650 - Darby Racing	8	8:13.320	1 Lap	1.264	70.51	59.698	8
25	213	RMT	6 Paul WRIGHT	Suzuki SV650 - Everquip	8	8:18.953	1 Lap	5.633	69.72	59.717	8
26	67	RMT	7 Simon HARVEY	Suzuki SV650 - Kids Inheritance (Sorry)	8	8:20.128	1 Lap	1.175	69.55	59.784	8
27	777	RMT	8 Richard HIRST	Suzuki SV650 - Northern garage conversion	8	8:21.844	1 Lap	1.716	69.32	1:00.385	7
28	42	RMT	9 Luke GARD	Suzuki SV650 -	8	8:24.581	1 Lap	2.737	68.94	1:00.931	7
29	10	RMT	10 Ian LAURIE	Suzuki SV650 -	8	8:35.155	1 Lap	10.574	67.53	1:02.490	2
30	250	RMT	11 Adam RICHARDSON	Suzuki SV650 - Everquip	8	8:48.618	1 Lap	13.463	65.81	1:03.431	5
31	104	RMT	12 Jack GRIFFITHS	Suzuki SV650 -	8	8:49.632	1 Lap	1.014	65.68	1:04.282	5
32	321	RMT	13 Illia ZHURAVEL	Suzuki SV650 -	8	8:52.100	1 Lap	2.468	65.38	1:04.314	5
33	38	RMT	14 Peter MOSS	Suzuki SV650 - CharlieMossRacing	7	8:11.737	2 Laps	1 Lap	61.90	1:03.840	5
34	17	RMT	15 Alex BUCHANAN	Suzuki SV650S -	7	8:35.212	2 Laps	23.475	59.08	1:11.587	3

NOT CLASSIFIED

DNF	910	RMT	Harry GOWER	Suzuki SV650 - RightGear Motorcycles	5	4:52.644	4 Laps	2 Laps	74.29	56.376	4
-----	-----	-----	-------------	--------------------------------------	---	----------	--------	--------	-------	--------	---

FASTEST LAP

1			David TWYFORD	Suzuki SV650 - MHP, IMP Racing	3	52.588			82.69 mph	133.07 kph	
21	RMT		Toby FINNIS	Suzuki SV650 - NOKA	6	55.795			77.93 mph	125.43 kph	

Change of class for No. 72

Class - 92.5% of Race Speed = 74.67 mph

Class RMT - 92.5% of Race Speed = 70.17 mph

Race Distance: 9 Laps / 10.87 miles

Brands Hatch Indy: 1.2079 miles

Date: 11/03/2023 Start: 15:26 Finish: 15:34

Weather / Track : Cloudy / Dry

These results are provisional until the conclusion of any judicial and technical matters.

Clerk Of Course :	Stewards :	Timekeeper : <i>Craig Smith</i>
-------------------	------------	------------------------------------

Results can be found at www.tsl-timing.com

Printed - 10:35 Wednesday, 15 March 2023



BMCRC - MRO Championships 2023 - Rnd 1 @ Brands Hatch Indy

MRO Minitwins & BMCRC Rookie Minitwins

RACE 14 - POSITION CHART

No	Name	Lap Pos												
			1	2	3	4	5	6	7	8	9	10		
1	TWYFORD	1	1	1	1	1	1	1	1	1	1	1	1	1
19	LILLEY	2	19	58	19	19	19	19	19	19	58	58		
58	KILLWORTH	3	58	19	58	58	58	58	58	58	19	19		
72	BLACK	4	5	5	5	5	5	5	99	99	99	99		
5	MANTELL	5	99	99	99	99	99	99	5	5	5	5		
99	ELLIS	6	72	72	72	72	72	72	72	72	72	72		
34	JOHNSON	7	81	81	81	81	81	81	81	81	81	34		
81	MAY	8	119	34	34	34	34	34	34	34	34	81		
167	SMITH	9	21	119	119	119	119	119	119	119	119	47		
21	FINNIS	10	34	21	21	21	21	21	21	21	47	21		
119	HEALEY	11	15	15	93	93	93	47	47	21	119			
910	GOWER	12	127	93	15	15	47	93	93	93	93			
93	BOTTO	13	93	127	29	47	15	15	15	158	158			
15	SVENSEN	14	29	3	47	29	910	3	3	15	3			
29	KILLWORTH	15	3	29	3	910	3	158	158	29	29			
116	FAITH	16	158	47	127	3	29	29	116	3	15			
191	GRACE	17	47	910	910	158	158	116	29	116	116			
3	ARBON	18	910	158	158	116	116	167	167	167	167			
158	KILLWORTH	19	167	167	116	167	167	127	127	127	127			
45	QUINCE	20	116	116	167	127	127	45	45	45	45			
47	BOHANAN	21	191	45	45	45	45	138	138	138	138			
127	CHAM	22	45	191	191	138	138	191	191	191				
138	JARMIN	23	26	26	138	74	74	74	74	74				
26	DARBY	24	138	138	74	26	191	26	26	26				
67	HARVEY	25	67	74	26	191	26	213	213	213				
74	HICK	26	74	67	67	213	213	67	67	67				
777	HIRST	27	213	213	213	67	67	777	777	777				
213	WRIGHT	28	10	42	42	42	777	42	42	42				
42	GARD	29	777	10	777	777	42	10	10	10				
38	MOSS	30	42	777	10	10	10	250	250	250				
321	ZHURAVEL	31	104	104	104	104	250	104	104	104				
10	LAURIE	32	250	250	250	250	104	321	321	321				
104	GRIFFITHS	33	321	321	38	321	321	38	38					
250	RICHARDSON	34	38	38	321	38	38	17	17					
17	BUCHANAN	35	17	17	17	17	17							

BMCRC - MRO Championships 2023 - Rnd 1 @ Brands Hatch Indy

MRO Minitwins & BMCRC Rookie Minitwins

RACE 14 - SECTOR ANALYSIS



SECTOR 1 = FL to I1, SECTOR 2 = I1 to FL, DIFF = Difference To Personal Best Lap, P = Crossed Finish Line in Pit Lane, D = Time Disallowed

P1 1		David TWYFORD		Suzuki SV650 - MHP, IMP Racing		
IDEAL LAP TIME : 52.588		BEST LAP TIME : 52.588		DIFFERENCE : 0.000		
LAP	SECTOR 1	SECTOR 2	LAP TIME	MPH	DIFF	TIME OF DAY
1 -		21.421	57.913	75.08	5.325	15:27:43.160
2 -	31.562	21.393	52.955 (3)	82.11	0.367	15:28:36.115
3 -	31.282	21.306	52.588 (1)	82.69		15:29:28.703
4 -	31.617	21.443	53.060	81.95	0.472	15:30:21.763
5 -	32.113	21.447	53.560	81.19	0.972	15:31:15.323
6 -	31.453	21.345	52.798 (2)	82.36	0.210	15:32:08.121
7 -	32.472	21.702	54.174	80.27	1.586	15:33:02.295
8 -	32.767	21.512	54.279	80.11	1.691	15:33:56.574
9 -	31.772	21.636	53.408	81.42	0.820	15:34:49.982

P2 58		Stacey KILLWORTH		Suzuki SV650 - Greenplant/Everns		
IDEAL LAP TIME : 53.066		BEST LAP TIME : 53.281		DIFFERENCE : 0.215		
LAP	SECTOR 1	SECTOR 2	LAP TIME	MPH	DIFF	TIME OF DAY
1 -		21.878	59.537	73.03	6.256	15:27:44.784
2 -	32.127	21.468	53.595 (3)	81.13	0.314	15:28:38.379
3 -	31.598	21.683	53.281 (1)	81.61		15:29:31.660
4 -	31.893	21.782	53.675	81.01	0.394	15:30:25.335
5 -	31.882	21.678	53.560 (2)	81.19	0.279	15:31:18.895
6 -	32.420	21.743	54.163	80.28	0.882	15:32:13.058
7 -	32.094	21.872	53.966	80.58	0.685	15:33:07.024
8 -	33.001	21.661	54.662	79.55	1.381	15:34:01.686
9 -	32.107	21.802	53.909	80.66	0.628	15:34:55.595

P3 19		Kevin LILLEY		Suzuki SV650 - Trafalgar Cleaning Eqpt. / Steve Jordan Motorcy		
IDEAL LAP TIME : 53.020		BEST LAP TIME : 53.141		DIFFERENCE : 0.121		
LAP	SECTOR 1	SECTOR 2	LAP TIME	MPH	DIFF	TIME OF DAY
1 -		21.992	59.436	73.16	6.295	15:27:44.683
2 -	32.384	21.439	53.823	80.79	0.682	15:28:38.506
3 -	31.798	21.343	53.141 (1)	81.83		15:29:31.647
4 -	31.684	21.664	53.348 (2)	81.51	0.207	15:30:24.995
5 -	31.901	21.744	53.645 (3)	81.06	0.504	15:31:18.640
6 -	32.554	21.447	54.001	80.52	0.860	15:32:12.641
7 -	32.255	21.701	53.956	80.59	0.815	15:33:06.597
8 -	33.806	22.136	55.942	77.73	2.801	15:34:02.539
9 -	31.677	22.061	53.738	80.92	0.597	15:34:56.277

P4 99		Lee ELLIS		Suzuki SV650 - ATP Motorsport		
IDEAL LAP TIME : 53.298		BEST LAP TIME : 53.716		DIFFERENCE : 0.418		
LAP	SECTOR 1	SECTOR 2	LAP TIME	MPH	DIFF	TIME OF DAY
1 -		21.820	1:00.267	72.15	6.551	15:27:45.514
2 -	32.484	21.659	54.143	80.31	0.427	15:28:39.657
3 -	32.279	21.437	53.716 (1)	80.95		15:29:33.373
4 -	31.948	21.865	53.813 (3)	80.80	0.097	15:30:27.186
5 -	32.424	21.350	53.774 (2)	80.86	0.058	15:31:20.960
6 -	33.383	22.161	55.544	78.29	1.828	15:32:16.504
7 -	32.910	22.032	54.942	79.14	1.226	15:33:11.446
8 -	32.630	22.305	54.935	79.15	1.219	15:34:06.381
9 -	33.308	21.791	55.099	78.92	1.383	15:35:01.480

BMCRC - MRO Championships 2023 - Rnd 1 @ Brands Hatch Indy

MRO Minitwins & BMCRC Rookie Minitwins

RACE 14 - SECTOR ANALYSIS



SECTOR 1 = FL to I1, SECTOR 2 = I1 to FL, DIFF = Difference To Personal Best Lap, P = Crossed Finish Line in Pit Lane, D = Time Disallowed

P5		5		Barry MANTELL		Suzuki SV650 S - Swedish car connection	
IDEAL LAP TIME : 53.543		BEST LAP TIME : 53.773		DIFFERENCE : 0.230			
LAP	SECTOR 1	SECTOR 2	LAP TIME	MPH	DIFF	TIME OF DAY	
1 -		21.762	59.786	72.73	6.013	15:27:45.033	
2 -	32.197	21.576	53.773 (1)	80.86		15:28:38.806	
3 -	32.410	21.444	53.854 (2)	80.74	0.081	15:29:32.660	
4 -	32.299	21.937	54.236	80.17	0.463	15:30:26.896	
5 -	32.444	21.537	53.981 (3)	80.55	0.208	15:31:20.877	
6 -	33.740	22.539	56.279	77.26	2.506	15:32:17.156	
7 -	32.532	22.511	55.043	79.00	1.270	15:33:12.199	
8 -	32.099	22.713	54.812	79.33	1.039	15:34:07.011	
9 -	33.077	21.473	54.550	79.71	0.777	15:35:01.561	

P6		72 RMT		Daniel BLACK		Suzuki SV650 - DAD	
IDEAL LAP TIME : 53.740		BEST LAP TIME : 54.076		DIFFERENCE : 0.336			
LAP	SECTOR 1	SECTOR 2	LAP TIME	MPH	DIFF	TIME OF DAY	
1 -		22.214	1:00.279	72.14	6.203	15:27:45.526	
2 -	32.837	21.699	54.536	79.73	0.460	15:28:40.062	
3 -	32.314	21.762	54.076 (1)	80.41		15:29:34.138	
4 -	32.242	22.074	54.316	80.06	0.240	15:30:28.454	
5 -	32.331	21.814	54.145 (2)	80.31	0.069	15:31:22.599	
6 -	32.798	23.166	55.964	77.70	1.888	15:32:18.563	
7 -	32.710	22.086	54.796	79.35	0.720	15:33:13.359	
8 -	32.236	22.010	54.246 (3)	80.16	0.170	15:34:07.605	
9 -	33.199	21.504	54.703	79.49	0.627	15:35:02.308	

P7		34		Andrew JOHNSON		Suzuki SV650 - Rose & Charlie Racing	
IDEAL LAP TIME : 54.102		BEST LAP TIME : 54.112		DIFFERENCE : 0.010			
LAP	SECTOR 1	SECTOR 2	LAP TIME	MPH	DIFF	TIME OF DAY	
1 -		22.254	1:02.344	69.75	8.232	15:27:47.591	
2 -	32.743	22.046	54.789	79.37	0.677	15:28:42.380	
3 -	32.637	21.544	54.181 (2)	80.26	0.069	15:29:36.561	
4 -	32.827	21.627	54.454 (3)	79.85	0.342	15:30:31.015	
5 -	32.647	21.465	54.112 (1)	80.36		15:31:25.127	
6 -	33.647	21.947	55.594	78.22	1.482	15:32:20.721	
7 -	35.837	21.588	57.425	75.72	3.313	15:33:18.146	
8 -	33.215	22.093	55.308	78.62	1.196	15:34:13.454	
9 -	33.650	21.858	55.508	78.34	1.396	15:35:08.962	

P8		81		Malvern MAY		Suzuki SV650 - IMP racing	
IDEAL LAP TIME : 54.458		BEST LAP TIME : 54.595		DIFFERENCE : 0.137			
LAP	SECTOR 1	SECTOR 2	LAP TIME	MPH	DIFF	TIME OF DAY	
1 -		22.044	1:00.896	71.40	6.301	15:27:46.143	
2 -	32.831	21.764	54.595 (1)	79.65		15:28:40.738	
3 -	32.949	21.841	54.790 (3)	79.36	0.195	15:29:35.528	
4 -	32.827	21.977	54.804	79.34	0.209	15:30:30.332	
5 -	32.694	21.913	54.607 (2)	79.63	0.012	15:31:24.939	
6 -	33.635	22.027	55.662	78.12	1.067	15:32:20.601	
7 -	35.387	21.833	57.220	75.99	2.625	15:33:17.821	
8 -	33.280	22.142	55.422	78.46	0.827	15:34:13.243	
9 -	33.534	22.274	55.808	77.92	1.213	15:35:09.051	

BMCRC - MRO Championships 2023 - Rnd 1 @ Brands Hatch Indy

MRO Minitwins & BMCRC Rookie Minitwins

RACE 14 - SECTOR ANALYSIS



SECTOR 1 = FL to I1, SECTOR 2 = I1 to FL, DIFF = Difference To Personal Best Lap, P = Crossed Finish Line in Pit Lane, D = Time Disallowed

P9 47		Tristan BOHANAN		Suzuki SV650 -		
IDEAL LAP TIME : 55.012		BEST LAP TIME : 55.080		DIFFERENCE : 0.068		
LAP	SECTOR 1	SECTOR 2	LAP TIME	MPH	DIFF	TIME OF DAY
1 -		22.840	1:05.540	66.35	10.460	15:27:50.787
2 -	33.884	22.488	56.372	77.14	1.292	15:28:47.159
3 -	34.240	22.342	56.582	76.85	1.502	15:29:43.741
4 -	34.084	22.376	56.460	77.02	1.380	15:30:40.201
5 -	34.008	22.098	56.106 (2)	77.50	1.026	15:31:36.307
6 -	32.914	22.166	55.080 (1)	78.95		15:32:31.387
7 -	33.690	22.561	56.251 (3)	77.30	1.171	15:33:27.638
8 -	34.085	22.849	56.934	76.37	1.854	15:34:24.572
9 -	33.766	22.619	56.385	77.12	1.305	15:35:20.957

P10 21 RMT		Toby FINNIS		Suzuki SV650 - NOKA		
IDEAL LAP TIME : 55.700		BEST LAP TIME : 55.795		DIFFERENCE : 0.095		
LAP	SECTOR 1	SECTOR 2	LAP TIME	MPH	DIFF	TIME OF DAY
1 -		22.392	1:02.298	69.80	6.503	15:27:47.545
2 -	34.165	22.326	56.491	76.97	0.696	15:28:44.036
3 -	33.859	22.362	56.221 (2)	77.34	0.426	15:29:40.257
4 -	34.079	22.442	56.521	76.93	0.726	15:30:36.778
5 -	34.205	22.029	56.234 (3)	77.33	0.439	15:31:33.012
6 -	33.671	22.124	55.795 (1)	77.93		15:32:28.807
7 -	34.925	23.065	57.990	74.98	2.195	15:33:26.797
8 -	35.103	22.762	57.865	75.15	2.070	15:34:24.662
9 -	33.720	22.659	56.379	77.13	0.584	15:35:21.041

P11 119		Simon HEALEY		Suzuki SV650 - Popular Tyres Ltd / Pro Parts Ltd		
IDEAL LAP TIME : 55.698		BEST LAP TIME : 55.811		DIFFERENCE : 0.113		
LAP	SECTOR 1	SECTOR 2	LAP TIME	MPH	DIFF	TIME OF DAY
1 -		22.220	1:01.371	70.85	5.560	15:27:46.618
2 -	33.478	22.333	55.811 (1)	77.91		15:28:42.429
3 -	33.515	22.537	56.052 (2)	77.58	0.241	15:29:38.481
4 -	33.834	22.662	56.496 (3)	76.97	0.685	15:30:34.977
5 -	33.774	22.958	56.732	76.65	0.921	15:31:31.709
6 -	33.883	22.805	56.688	76.71	0.877	15:32:28.397
7 -	35.123	23.058	58.181	74.74	2.370	15:33:26.578
8 -	34.871	22.983	57.854	75.16	2.043	15:34:24.432
9 -	34.434	22.509	56.943	76.36	1.132	15:35:21.375

P12 93		Tony BOTTO		Suzuki SV650 - TB Motorcycles		
IDEAL LAP TIME : 55.602		BEST LAP TIME : 55.683		DIFFERENCE : 0.081		
LAP	SECTOR 1	SECTOR 2	LAP TIME	MPH	DIFF	TIME OF DAY
1 -		22.829	1:03.935	68.01	8.252	15:27:49.182
2 -	34.193	22.548	56.741	76.63	1.058	15:28:45.923
3 -	34.052	22.601	56.653	76.75	0.970	15:29:42.576
4 -	34.352	22.748	57.100	76.15	1.417	15:30:39.676
5 -	34.372	22.163	56.535	76.91	0.852	15:31:36.211
6 -	33.439	22.244	55.683 (1)	78.09		15:32:31.894
7 -	33.770	22.555	56.325 (2)	77.20	0.642	15:33:28.219
8 -	37.770	22.478	1:00.248	72.17	4.565	15:34:28.467
9 -	34.065	22.406	56.471 (3)	77.00	0.788	15:35:24.938

BMCRC - MRO Championships 2023 - Rnd 1 @ Brands Hatch Indy

MRO Minitwins & BMCRC Rookie Minitwins

RACE 14 - SECTOR ANALYSIS



SECTOR 1 = FL to I1, SECTOR 2 = I1 to FL, DIFF = Difference To Personal Best Lap, P = Crossed Finish Line in Pit Lane, D = Time Disallowed

P13 158		Jordan KILLWORTH		Suzuki SV 650 - BK Racing / Rabbit		
IDEAL LAP TIME : 55.841		BEST LAP TIME : 56.106		DIFFERENCE : 0.265		
LAP	SECTOR 1	SECTOR 2	LAP TIME	MPH	DIFF	TIME OF DAY
1 -		23.356	1:05.372	66.52	9.266	15:27:50.619
2 -	34.550	23.095	57.645	75.43	1.539	15:28:48.264
3 -	33.863	22.920	56.783	76.58	0.677	15:29:45.047
4 -	34.104	22.421	56.525 (3)	76.93	0.419	15:30:41.572
5 -	34.210	23.052	57.262	75.94	1.156	15:31:38.834
6 -	33.743	22.547	56.290 (2)	77.25	0.184	15:32:35.124
7 -	34.210	22.588	56.798	76.56	0.692	15:33:31.922
8 -	34.630	22.448	57.078	76.18	0.972	15:34:29.000
9 -	34.008	22.098	56.106 (1)	77.50		15:35:25.106

P14 3		Oliver ARBON		Suzuki SV650 - tt plumbing and heating		
IDEAL LAP TIME : 55.702		BEST LAP TIME : 55.702		DIFFERENCE : 0.000		
LAP	SECTOR 1	SECTOR 2	LAP TIME	MPH	DIFF	TIME OF DAY
1 -		22.746	1:04.764	67.14	9.062	15:27:50.011
2 -	34.235	22.603	56.838	76.50	1.136	15:28:46.849
3 -	34.702	22.900	57.602	75.49	1.900	15:29:44.451
4 -	34.019	22.944	56.963	76.34	1.261	15:30:41.414
5 -	33.998	22.603	56.601 (2)	76.82	0.899	15:31:38.015
6 -	34.004	22.929	56.933	76.38	1.231	15:32:34.948
7 -	34.015	22.673	56.688 (3)	76.71	0.986	15:33:31.636
8 -	35.666	22.430	58.096	74.85	2.394	15:34:29.732
9 -	33.836	21.866	55.702 (1)	78.06		15:35:25.434

P15 29		Hayden KILLWORTH		Suzuki SV 650 - A&S Killworth / H11xy		
IDEAL LAP TIME : 56.133		BEST LAP TIME : 56.133		DIFFERENCE : 0.000		
LAP	SECTOR 1	SECTOR 2	LAP TIME	MPH	DIFF	TIME OF DAY
1 -		23.006	1:04.515	67.40	8.382	15:27:49.762
2 -	34.334	22.823	57.157	76.08	1.024	15:28:46.919
3 -	34.123	22.615	56.738 (3)	76.64	0.605	15:29:43.657
4 -	34.641	22.812	57.453	75.68	1.320	15:30:41.110
5 -	34.408	23.199	57.607	75.48	1.474	15:31:38.717
6 -	34.476	22.592	57.068	76.20	0.935	15:32:35.785
7 -	33.949	22.437	56.386 (2)	77.12	0.253	15:33:32.171
8 -	34.564	22.854	57.418	75.73	1.285	15:34:29.589
9 -	33.832	22.301	56.133 (1)	77.46		15:35:25.722

P16 15 RMT		James SVENSEN		Suzuki SV650S -		
IDEAL LAP TIME : 56.019		BEST LAP TIME : 56.031		DIFFERENCE : 0.012		
LAP	SECTOR 1	SECTOR 2	LAP TIME	MPH	DIFF	TIME OF DAY
1 -		22.730	1:03.503	68.47	7.472	15:27:48.750
2 -	34.168	22.864	57.032	76.24	1.001	15:28:45.782
3 -	34.476	22.612	57.088	76.17	1.057	15:29:42.870
4 -	34.687	22.450	57.137	76.10	1.106	15:30:40.007
5 -	34.460	22.282	56.742 (2)	76.63	0.711	15:31:36.749
6 -	33.737	22.294	56.031 (1)	77.61		15:32:32.780
7 -	34.261	22.727	56.988 (3)	76.30	0.957	15:33:29.768
8 -	36.940	22.862	59.802	72.71	3.771	15:34:29.570
9 -	34.686	22.312	56.998	76.29	0.967	15:35:26.568

BMCRC - MRO Championships 2023 - Rnd 1 @ Brands Hatch Indy

MRO Minitwins & BMCRC Rookie Minitwins

RACE 14 - SECTOR ANALYSIS



SECTOR 1 = FL to I1, SECTOR 2 = I1 to FL, DIFF = Difference To Personal Best Lap, P = Crossed Finish Line in Pit Lane, D = Time Disallowed

P17 116		Gareth FAITH		Suzuki SV650 - Sitramoto			
IDEAL LAP TIME : 55.724		BEST LAP TIME : 56.321		DIFFERENCE : 0.597			
LAP	SECTOR 1	SECTOR 2	LAP TIME	MPH	DIFF	TIME OF DAY	
1 -		23.203	1:06.618	65.27	10.297	15:27:51.865	
2 -	34.440	22.446	56.886	76.44	0.565	15:28:48.751	
3 -	33.692	22.826	56.518 (2)	76.94	0.197	15:29:45.269	
4 -	34.734	22.396	57.130	76.11	0.809	15:30:42.399	
5 -	33.989	22.876	56.865	76.47	0.544	15:31:39.264	
6 -	34.187	22.382	56.569 (3)	76.87	0.248	15:32:35.833	
7 -	34.203	22.118	56.321 (1)	77.21		15:33:32.154	
8 -	35.499	22.584	58.083	74.86	1.762	15:34:30.237	
9 -	34.565	22.032	56.597	76.83	0.276	15:35:26.834	

P18 167 RMT		Terry SMITH		Suzuki SV650 - IMP Racing			
IDEAL LAP TIME : 56.855		BEST LAP TIME : 56.963		DIFFERENCE : 0.108			
LAP	SECTOR 1	SECTOR 2	LAP TIME	MPH	DIFF	TIME OF DAY	
1 -		23.075	1:06.146	65.74	9.183	15:27:51.393	
2 -	34.569	22.777	57.346 (3)	75.83	0.383	15:28:48.739	
3 -	34.406	22.977	57.383	75.78	0.420	15:29:46.122	
4 -	34.692	22.632	57.324 (2)	75.86	0.361	15:30:43.446	
5 -	35.657	22.975	58.632	74.16	1.669	15:31:42.078	
6 -	34.434	22.529	56.963 (1)	76.34		15:32:39.041	
7 -	34.691	22.931	57.622	75.46	0.659	15:33:36.663	
8 -	34.326	24.240	58.566	74.25	1.603	15:34:35.229	
9 -	34.856	23.074	57.930	75.06	0.967	15:35:33.159	

P19 127 RMT		Matthew CHAM		Ducati MONSTER 696 -			
IDEAL LAP TIME : 57.182		BEST LAP TIME : 57.184		DIFFERENCE : 0.002			
LAP	SECTOR 1	SECTOR 2	LAP TIME	MPH	DIFF	TIME OF DAY	
1 -		22.721	1:03.772	68.18	6.588	15:27:49.019	
2 -	34.525	22.881	57.406 (2)	75.75	0.222	15:28:46.425	
3 -	35.299	23.028	58.327	74.55	1.143	15:29:44.752	
4 -	36.778	22.801	59.579	72.98	2.395	15:30:44.331	
5 -	35.171	22.737	57.908	75.09	0.724	15:31:42.239	
6 -	36.788	22.982	59.770	72.75	2.586	15:32:42.009	
7 -	34.783	22.857	57.640 (3)	75.44	0.456	15:33:39.649	
8 -	34.920	22.821	57.741	75.31	0.557	15:34:37.390	
9 -	34.461	22.723	57.184 (1)	76.04		15:35:34.574	

P20 45		Terence QUINCE		Suzuki SV650 - K&Q, HM Racing, Titan-x			
IDEAL LAP TIME : 56.939		BEST LAP TIME : 57.040		DIFFERENCE : 0.101			
LAP	SECTOR 1	SECTOR 2	LAP TIME	MPH	DIFF	TIME OF DAY	
1 -		23.938	1:07.920	64.02	10.880	15:27:53.167	
2 -	35.701	22.957	58.658	74.13	1.618	15:28:51.825	
3 -	34.788	23.101	57.889	75.11	0.849	15:29:49.714	
4 -	34.845	22.954	57.799	75.23	0.759	15:30:47.513	
5 -	34.355	22.691	57.046 (2)	76.22	0.006	15:31:44.559	
6 -	34.977	22.704	57.681	75.39	0.641	15:32:42.240	
7 -	35.296	22.893	58.189	74.73	1.149	15:33:40.429	
8 -	34.815	22.678	57.493 (3)	75.63	0.453	15:34:37.922	
9 -	34.261	22.779	57.040 (1)	76.23		15:35:34.962	

BMCRC - MRO Championships 2023 - Rnd 1 @ Brands Hatch Indy

MRO Minitwins & BMCRC Rookie Minitwins

RACE 14 - SECTOR ANALYSIS



SECTOR 1 = FL to I1, SECTOR 2 = I1 to FL, DIFF = Difference To Personal Best Lap, P = Crossed Finish Line in Pit Lane, D = Time Disallowed

P21 138		Craig JARMIN		Suzuki SV650 - SK PreP			
IDEAL LAP TIME : 58.523		BEST LAP TIME : 58.524		DIFFERENCE : 0.001			
LAP	SECTOR 1	SECTOR 2	LAP TIME	MPH	DIFF	TIME OF DAY	
1 -		24.239	1:08.625	63.36	10.101	15:27:53.872	
2 -	36.139	23.559	59.698	72.84	1.174	15:28:53.570	
3 -	35.201	23.323	58.524 (1)	74.30		15:29:52.094	
4 -	35.641	23.535	59.176	73.48	0.652	15:30:51.270	
5 -	35.200	23.466	58.666 (2)	74.12	0.142	15:31:49.936	
6 -	36.595	23.818	1:00.413	71.98	1.889	15:32:50.349	
7 -	35.595	23.716	59.311	73.31	0.787	15:33:49.660	
8 -	35.350	23.630	58.980 (3)	73.73	0.456	15:34:48.640	
9 -	35.693	23.644	59.337	73.28	0.813	15:35:47.977	

P22 191		Justin GRACE		Suzuki SV650 - G-Race Motorsports			
IDEAL LAP TIME : 57.747		BEST LAP TIME : 57.768		DIFFERENCE : 0.021			
LAP	SECTOR 1	SECTOR 2	LAP TIME	MPH	DIFF	TIME OF DAY	
1 -		24.199	1:07.882	64.06	10.114	15:27:53.129	
2 -	35.895	23.131	59.026	73.67	1.258	15:28:52.155	
3 -	34.891	23.143	58.034 (2)	74.93	0.266	15:29:50.189	
4 -	42.454	24.629	1:07.083	64.82	9.315	15:30:57.272	
5 -	35.697	23.282	58.979	73.73	1.211	15:31:56.251	
6 -	35.589	23.168	58.757 (3)	74.00	0.989	15:32:55.008	
7 -	35.882	23.013	58.895	73.83	1.127	15:33:53.903	
8 -	34.912	22.856	57.768 (1)	75.27		15:34:51.671	

P23 74 RMT		Billy HICK		Suzuki SV650 -			
IDEAL LAP TIME : 59.406		BEST LAP TIME : 59.628		DIFFERENCE : 0.222			
LAP	SECTOR 1	SECTOR 2	LAP TIME	MPH	DIFF	TIME OF DAY	
1 -		24.981	1:10.518	61.66	10.890	15:27:55.765	
2 -	35.780	23.848	59.628 (1)	72.92		15:28:55.393	
3 -	35.690	24.132	59.822 (3)	72.69	0.194	15:29:55.215	
4 -	35.927	24.086	1:00.013	72.46	0.385	15:30:55.228	
5 -	35.930	23.837	59.767 (2)	72.75	0.139	15:31:54.995	
6 -	36.898	23.716	1:00.614	71.74	0.986	15:32:55.609	
7 -	37.597	23.800	1:01.397	70.82	1.769	15:33:57.006	
8 -	36.474	23.823	1:00.297	72.11	0.669	15:34:57.303	

P24 26		Piers DARBY		Suzuki SV650 - Darby Racing			
IDEAL LAP TIME : 59.275		BEST LAP TIME : 59.698		DIFFERENCE : 0.423			
LAP	SECTOR 1	SECTOR 2	LAP TIME	MPH	DIFF	TIME OF DAY	
1 -		24.120	1:08.508	63.47	8.810	15:27:53.755	
2 -	35.913	23.856	59.769 (2)	72.75	0.071	15:28:53.524	
3 -	35.853	26.803	1:02.656	69.40	2.958	15:29:56.180	
4 -	36.645	24.157	1:00.802	71.52	1.104	15:30:56.982	
5 -	35.777	24.215	59.992 (3)	72.48	0.294	15:31:56.974	
6 -	36.424	23.949	1:00.373	72.02	0.675	15:32:57.347	
7 -	37.949	23.573	1:01.522	70.68	1.824	15:33:58.869	
8 -	36.200	23.498	59.698 (1)	72.84		15:34:58.567	

P25 213 RMT		Paul WRIGHT		Suzuki SV650 - Everquip			
IDEAL LAP TIME : 59.717		BEST LAP TIME : 59.717		DIFFERENCE : 0.000			
LAP	SECTOR 1	SECTOR 2	LAP TIME	MPH	DIFF	TIME OF DAY	
1 -		24.547	1:11.144	61.12	11.427	15:27:56.391	
2 -	36.927	24.512	1:01.439	70.77	1.722	15:28:57.830	
3 -	37.615	24.572	1:02.187	69.92	2.470	15:30:00.017	
4 -	37.312	24.008	1:01.320	70.91	1.603	15:31:01.337	
5 -	37.191	23.860	1:01.051 (3)	71.22	1.334	15:32:02.388	
6 -	37.267	23.588	1:00.855 (2)	71.45	1.138	15:33:03.243	
7 -	36.886	24.354	1:01.240	71.00	1.523	15:34:04.483	
8 -	36.199	23.518	59.717 (1)	72.82		15:35:04.200	

BMCRC - MRO Championships 2023 - Rnd 1 @ Brands Hatch Indy

MRO Minitwins & BMCRC Rookie Minitwins

RACE 14 - SECTOR ANALYSIS



SECTOR 1 = FL to I1, SECTOR 2 = I1 to FL, DIFF = Difference To Personal Best Lap, P = Crossed Finish Line in Pit Lane, D = Time Disallowed

P26 67 RMT Simon HARVEY		Suzuki SV650 - Kids Inheritance (Sorry)				
IDEAL LAP TIME : 59.784		BEST LAP TIME : 59.784		DIFFERENCE : 0.000		
LAP	SECTOR 1	SECTOR 2	LAP TIME	MPH	DIFF	TIME OF DAY
1 -		24.996	1:10.435	61.73	10.651	15:27:55.682
2 -	37.140	24.828	1:01.968	70.17	2.184	15:28:57.650
3 -	37.102	24.946	1:02.048	70.08	2.264	15:29:59.698
4 -	37.463	24.759	1:02.222	69.88	2.438	15:31:01.920
5 -	37.281	24.248	1:01.529	70.67	1.745	15:32:03.449
6 -	37.320	23.829	1:01.149 (3)	71.11	1.365	15:33:04.598
7 -	37.005	23.988	1:00.993 (2)	71.29	1.209	15:34:05.591
8 -	36.070	23.714	59.784 (1)	72.73		15:35:05.375

P27 777 RMT Richard HIRST		Suzuki SV650 - Northern garage conversion				
IDEAL LAP TIME : 1:00.185		BEST LAP TIME : 1:00.385		DIFFERENCE : 0.200		
LAP	SECTOR 1	SECTOR 2	LAP TIME	MPH	DIFF	TIME OF DAY
1 -		25.295	1:12.445	60.02	12.060	15:27:57.692
2 -	37.744	24.862	1:02.606	69.45	2.221	15:29:00.298
3 -	37.883	24.563	1:02.446	69.63	2.061	15:30:02.744
4 -	36.577	24.362	1:00.939 (3)	71.35	0.554	15:31:03.683
5 -	37.099	24.288	1:01.387	70.83	1.002	15:32:05.070
6 -	36.521	24.527	1:01.048	71.23	0.663	15:33:06.118
7 -	36.314	24.071	1:00.385 (1)	72.01		15:34:06.503
8 -	36.717	23.871	1:00.588 (2)	71.77	0.203	15:35:07.091

P28 42 RMT Luke GARD		Suzuki SV650 -				
IDEAL LAP TIME : 1:00.931		BEST LAP TIME : 1:00.931		DIFFERENCE : 0.000		
LAP	SECTOR 1	SECTOR 2	LAP TIME	MPH	DIFF	TIME OF DAY
1 -		25.514	1:12.530	59.95	11.599	15:27:57.777
2 -	37.265	24.720	1:01.985	70.15	1.054	15:28:59.762
3 -	36.849	24.734	1:01.583 (2)	70.61	0.652	15:30:01.345
4 -	37.396	24.610	1:02.006	70.13	1.075	15:31:03.351
5 -	37.239	24.814	1:02.053	70.07	1.122	15:32:05.404
6 -	36.908	24.794	1:01.702 (3)	70.47	0.771	15:33:07.106
7 -	36.598	24.333	1:00.931 (1)	71.36		15:34:08.037
8 -	37.129	24.662	1:01.791	70.37	0.860	15:35:09.828

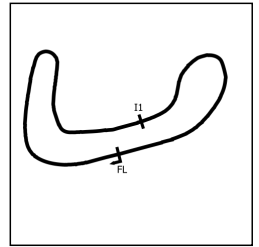
P29 10 RMT Ian LAURIE		Suzuki SV650 -				
IDEAL LAP TIME : 1:02.489		BEST LAP TIME : 1:02.490		DIFFERENCE : 0.001		
LAP	SECTOR 1	SECTOR 2	LAP TIME	MPH	DIFF	TIME OF DAY
1 -		25.632	1:12.310	60.13	9.820	15:27:57.557
2 -	37.378	25.112	1:02.490 (1)	69.58		15:29:00.047
3 -	38.144	25.673	1:03.817	68.14	1.327	15:30:03.864
4 -	38.024	25.146	1:03.170 (3)	68.83	0.680	15:31:07.034
5 -	37.377	25.400	1:02.777 (2)	69.27	0.287	15:32:09.811
6 -	38.216	25.528	1:03.744	68.21	1.254	15:33:13.555
7 -	37.859	25.340	1:03.199	68.80	0.709	15:34:16.754
8 -	38.246	25.402	1:03.648	68.32	1.158	15:35:20.402

P30 250 RMT Adam RICHARDSON		Suzuki SV650 - Everquip				
IDEAL LAP TIME : 1:03.431		BEST LAP TIME : 1:03.431		DIFFERENCE : 0.000		
LAP	SECTOR 1	SECTOR 2	LAP TIME	MPH	DIFF	TIME OF DAY
1 -		25.917	1:14.878	58.07	11.447	15:28:00.125
2 -	39.734	25.989	1:05.723	66.16	2.292	15:29:05.848
3 -	39.300	25.646	1:04.946	66.95	1.515	15:30:10.794
4 -	39.170	25.605	1:04.775	67.13	1.344	15:31:15.569
5 -	38.009	25.422	1:03.431 (1)	68.55		15:32:19.000
6 -	38.597	25.714	1:04.311 (3)	67.61	0.880	15:33:23.311
7 -	38.256	25.609	1:03.865 (2)	68.09	0.434	15:34:27.176
8 -	40.300	26.389	1:06.689	65.20	3.258	15:35:33.865

BMCRC - MRO Championships 2023 - Rnd 1 @ Brands Hatch Indy

MRO Minitwins & BMCRC Rookie Minitwins

RACE 14 - SECTOR ANALYSIS



SECTOR 1 = FL to I1, SECTOR 2 = I1 to FL, DIFF = Difference To Personal Best Lap, P = Crossed Finish Line in Pit Lane, D = Time Disallowed

P31 104 RMT Jack GRIFFITHS		Suzuki SV650 -				
IDEAL LAP TIME : 1:04.222		BEST LAP TIME : 1:04.282		DIFFERENCE : 0.060		
LAP	SECTOR 1	SECTOR 2	LAP TIME	MPH	DIFF	TIME OF DAY
1 -		26.143	1:14.691	58.22	10.409	15:27:59.938
2 -	39.561	25.818	1:05.379	66.51	1.097	15:29:05.317
3 -	39.199	25.790	1:04.989	66.91	0.707	15:30:10.306
4 -	39.416	25.586	1:05.002	66.89	0.720	15:31:15.308
5 -	39.147	25.135	1:04.282 (1)	67.64		15:32:19.590
6 -	39.356	25.463	1:04.819 (3)	67.08	0.537	15:33:24.409
7 -	39.370	25.075	1:04.445 (2)	67.47	0.163	15:34:28.854
8 -	40.548	25.477	1:06.025	65.86	1.743	15:35:34.879

P32 321 RMT Illia ZHURAVEL		Suzuki SV650 -				
IDEAL LAP TIME : 1:04.179		BEST LAP TIME : 1:04.314		DIFFERENCE : 0.135		
LAP	SECTOR 1	SECTOR 2	LAP TIME	MPH	DIFF	TIME OF DAY
1 -		25.448	1:15.274	57.77	10.960	15:28:00.521
2 -	39.636	25.922	1:05.558	66.33	1.244	15:29:06.079
3 -	40.056	25.568	1:05.624	66.26	1.310	15:30:11.703
4 -	39.651	24.885	1:04.536 (2)	67.38	0.222	15:31:16.239
5 -	39.597	24.717	1:04.314 (1)	67.61		15:32:20.553
6 -	40.849	25.743	1:06.592	65.30	2.278	15:33:27.145
7 -	39.462	25.670	1:05.132	66.76	0.818	15:34:32.277
8 -	39.689	25.381	1:05.070 (3)	66.82	0.756	15:35:37.347

P33 38 RMT Peter MOSS		Suzuki SV650 - CharlieMossRacing				
IDEAL LAP TIME : 1:03.272		BEST LAP TIME : 1:03.840		DIFFERENCE : 0.568		
LAP	SECTOR 1	SECTOR 2	LAP TIME	MPH	DIFF	TIME OF DAY
1 -		25.980	1:16.023	57.20	12.183	15:28:01.270
2 -	39.539	26.468	1:06.007	65.88	2.167	15:29:07.277
3 -	38.297	25.722	1:04.019 (3)	67.92	0.179	15:30:11.296
4 -	43.888	26.030	1:09.918	62.19	6.078	15:31:21.214
5 -	38.193	25.647	1:03.840 (1)	68.11		15:32:25.054
6 -	38.774	25.079	1:03.853 (2)	68.10	0.013	15:33:28.907
7 -	39.692	48.385	1:28.077	49.37	24.237	15:34:56.984

P34 17 RMT Alex BUCHANAN		Suzuki SV650S -				
IDEAL LAP TIME : 1:11.587		BEST LAP TIME : 1:11.587		DIFFERENCE : 0.000		
LAP	SECTOR 1	SECTOR 2	LAP TIME	MPH	DIFF	TIME OF DAY
1 -		28.711	1:21.428	53.40	9.841	15:28:06.675
2 -	43.938	29.058	1:12.996	59.57	1.409	15:29:19.671
3 -	43.659	27.928	1:11.587 (1)	60.74		15:30:31.258
4 -	43.830	28.274	1:12.104 (3)	60.31	0.517	15:31:43.362
5 -	43.869	28.335	1:12.204	60.22	0.617	15:32:55.566
6 -	43.877	27.967	1:11.844 (2)	60.52	0.257	15:34:07.410
7 -	43.682	29.367	1:13.049	59.52	1.462	15:35:20.459

P35 910 RMT Harry GOWER		Suzuki SV650 - RightGear Motorcycles				
IDEAL LAP TIME : 56.376		BEST LAP TIME : 56.376		DIFFERENCE : 0.000		
LAP	SECTOR 1	SECTOR 2	LAP TIME	MPH	DIFF	TIME OF DAY
1 -		23.187	1:05.619	66.27	9.243	15:27:50.866
2 -	34.600	22.719	57.319	75.86	0.943	15:28:48.185
3 -	33.814	22.917	56.731 (3)	76.65	0.355	15:29:44.916
4 -	33.789	22.587	56.376 (1)	77.13		15:30:41.292
5 -	33.924	22.675	56.599 (2)	76.83	0.223	15:31:37.891

BMCRC - MRO Championships 2023 - Rnd 1 @ Brands Hatch Indy

MRO Minitwins & BMCRC Rookie Minitwins

RACE 14 - BEST SECTORS

SECTOR 1			SECTOR 2			IDEAL / BEST COMPARISON						
POS	NO	NAME	TIME	NO	NAME	TIME	POS	NO	NAME	IDEAL	BEST	DIFF
									PERFECT LAP	52.588		
1	1	TWYFORD	31.282	1	TWYFORD	21.306	1	1	TWYFORD	52.588	52.588	0.000
2	58	KILLWORTH	31.598	19	LILLEY	21.343	2	19	LILLEY	53.020	53.141	0.121
3	19	LILLEY	31.677	99	ELLIS	21.350	3	58	KILLWORTH	53.066	53.281	0.215
4	99	ELLIS	31.948	5	MANTELL	21.444	4	99	ELLIS	53.298	53.716	0.418
5	5	MANTELL	32.099	34	JOHNSON	21.465	5	5	MANTELL	53.543	53.773	0.230
6	72	BLACK	32.236	58	KILLWORTH	21.468	6	72	BLACK	53.740	54.076	0.336
7	34	JOHNSON	32.637	72	BLACK	21.504	7	34	JOHNSON	54.102	54.112	0.010
8	81	MAY	32.694	81	MAY	21.764	8	81	MAY	54.458	54.595	0.137
9	47	BOHANAN	32.914	3	ARBON	21.866	9	47	BOHANAN	55.012	55.080	0.068
10	93	BOTTO	33.439	21	FINNIS	22.029	10	93	BOTTO	55.602	55.683	0.081
11	119	HEALEY	33.478	116	FAITH	22.032	11	119	HEALEY	55.698	55.811	0.113
12	21	FINNIS	33.671	47	BOHANAN	22.098	12	21	FINNIS	55.700	55.795	0.095
13	116	FAITH	33.692	158	KILLWORTH	22.098	13	3	ARBON	55.702	55.702	0.000
14	15	SVENSEN	33.737	93	BOTTO	22.163	14	116	FAITH	55.724	56.321	0.597
15	158	KILLWORTH	33.743	119	HEALEY	22.220	15	158	KILLWORTH	55.841	56.106	0.265
16	910	GOWER	33.789	15	SVENSEN	22.282	16	15	SVENSEN	56.019	56.031	0.012
17	29	KILLWORTH	33.832	29	KILLWORTH	22.301	17	29	KILLWORTH	56.133	56.133	0.000
18	3	ARBON	33.836	167	SMITH	22.529	18	910	GOWER	56.376	56.376	0.000
19	45	QUINCE	34.261	910	GOWER	22.587	19	167	SMITH	56.855	56.963	0.108
20	167	SMITH	34.326	45	QUINCE	22.678	20	45	QUINCE	56.939	57.040	0.101
21	127	CHAM	34.461	127	CHAM	22.721	21	127	CHAM	57.182	57.184	0.002
22	191	GRACE	34.891	191	GRACE	22.856	22	191	GRACE	57.747	57.768	0.021
23	138	JARMIN	35.200	138	JARMIN	23.323	23	138	JARMIN	58.523	58.524	0.001
24	74	HICK	35.690	26	DARBY	23.498	24	26	DARBY	59.275	59.698	0.423
25	26	DARBY	35.777	213	WRIGHT	23.518	25	74	HICK	59.406	59.628	0.222
26	67	HARVEY	36.070	67	HARVEY	23.714	26	213	WRIGHT	59.717	59.717	0.000
27	213	WRIGHT	36.199	74	HICK	23.716	27	67	HARVEY	59.784	59.784	0.000
28	777	HIRST	36.314	777	HIRST	23.871	28	777	HIRST	1:00.185	1:00.385	0.200
29	42	GARD	36.598	42	GARD	24.333	29	42	GARD	1:00.931	1:00.931	0.000
30	10	LAURIE	37.377	321	ZHURAVEL	24.717	30	10	LAURIE	1:02.489	1:02.490	0.001
31	250	RICHARDSON	38.009	104	GRIFFITHS	25.075	31	38	MOSS	1:03.272	1:03.840	0.568
32	38	MOSS	38.193	38	MOSS	25.079	32	250	RICHARDSON	1:03.431	1:03.431	0.000
33	104	GRIFFITHS	39.147	10	LAURIE	25.112	33	321	ZHURAVEL	1:04.179	1:04.314	0.135
34	321	ZHURAVEL	39.462	250	RICHARDSON	25.422	34	104	GRIFFITHS	1:04.222	1:04.282	0.060
35	17	BUCHANAN	43.659	17	BUCHANAN	27.928	35	17	BUCHANAN	1:11.587	1:11.587	0.000

BMCRC - MRO Championships 2023 - Rnd 1 @ Brands Hatch Indy

MRO Minitwins & BMCRC Rookie Minitwins

RACE 14 - STATISTICS

Competitors Started 35
Planned Start 2023-03-11 @ 16:05:00.000
Actual Start 2023-03-11 @ 15:26:45.246
Finish Time 2023-03-11 @ 15:34:49.981
Track Length 1.2079mi.
Total Laps 296
Total Distance Covered 357.5518mi.

Session Fastest Lap History

NO	CL	NAME	LAP TIME	TIME OF DAY	LAP	VEHICLE
1		David TWYFORD	52.955	15:28:36.129	2	Suzuki SV650
1		David TWYFORD	52.588	15:29:28.718	3	Suzuki SV650

Session Leader History

NO	CL	NAME	FROM LAP	LAPS LED	DISTANCE	VEHICLE
1		David TWYFORD	1	9	10.87 miles	Suzuki SV650

Flag History

TYPE	TIME OF DAY
GREEN	15:26:45.246
FINISH	15:34:49.981

Flag Statistics

TYPE	COUNT	TOTAL LAPS	TOTAL TIME
Green	1	9	9:13.997
Red	0	0	0.000
Safety Car	0	0	0.000
FCY	0	0	0.000

BMCRC - MRO Championships 2023 - Rnd 1 @ Brands Hatch Indy

MRO Minitwins & BMCRC Rookie Minitwins

RACE 14 - STATISTICS

CLASS :

18 Starters

Fastest Lap History

NO	NAME	LAP TIME	TIME OF DAY	LAP	VEHICLE
1	David TWYFORD	52.955	15:28:36.129	2	Suzuki SV650
1	David TWYFORD	52.588	15:29:28.718	3	Suzuki SV650

Leader History

NO	NAME	FROM LAP	LAPS LED	DISTANCE	VEHICLE
1	David TWYFORD	1	9	10.87 miles	Suzuki SV650

BMCRC - MRO Championships 2023 - Rnd 1 @ Brands Hatch Indy

MRO Minitwins & BMCRC Rookie Minitwins

RACE 14 - STATISTICS

CLASS : RMT

17 Starters

Fastest Lap History

NO	NAME	LAP TIME	TIME OF DAY	LAP	VEHICLE
72	Daniel BLACK	54.536	15:28:40.073	2	Suzuki SV650
72	Daniel BLACK	54.076	15:29:34.150	3	Suzuki SV650

Leader History

NO	NAME	FROM LAP	LAPS LED	DISTANCE	VEHICLE
72	Daniel BLACK	1	9	10.87 miles	Suzuki SV650

BMCRC - MRO Championships 2023 - Rnd 1 @ Brands Hatch Indy



MRO Minitwins & BMCRC Rookie Minitwins

RACE 3 - GRID (11 Laps)

ROW 12	36	27	Jack BETTIS	1:11.587	35	17	Alex BUCHANAN	1:04.314	34	321	Illia ZHURAVEL
ROW 11				1:04.282	33	104	Jack GRIFFITHS	1:03.840	32	38	Peter MOSS
									31	250	Adam RICHARDSON
ROW 10	30	10	Ian LAURIE	1:02.490	29	42	Luke GARD	1:00.931	28	777	Richard HIRST
ROW 9				59.784	27	67	Simon HARVEY	59.717	26	213	Paul WRIGHT
									25	26	Piers DARBY
ROW 8	24	74	Billy HICK	59.628	23	138	Craig JARMIN	58.524	22	191	Justin GRACE
ROW 7				57.184	21	127	Matthew CHAM	57.040	20	45	Terence QUINCE
									19	167	Terry SMITH
ROW 6	18	910	Harry GOWER	56.376	17	116	Gareth FAITH	56.321	16	29	Hayden KILLWORTH
ROW 5				56.106	15	158	Jordan KILLWORTH	56.031	14	15	James SVENSEN
									13	119	Simon HEALEY
ROW 4	12	21	Toby FINNIS	55.795	11	3	Oliver ARBON	55.702	10	93	Tony BOTTO
ROW 3				55.080	9	47	Tristan BOHANAN	54.595	8	81	Malvern MAY
									7	34	Andrew JOHNSON
ROW 2	6	72	Daniel BLACK	54.076	5	5	Barry MANTELL	53.773	4	99	Lee ELLIS
ROW 1				53.281	3	58	Stacey KILLWORTH	53.141	2	19	Kevin LILLEY
									1	1	David TWYFORD
Pole											

Brands Hatch Indy: 1.2079 miles

These results are provisional until the conclusion of any judicial and technical matters.

Clerk Of Course :	Stewards :	Timekeeper : <i>Craig Smith</i>
-------------------	------------	------------------------------------

Results can be found at www.tsl-timing.com

Printed - 15:43 Saturday, 11 March 2023



BMCRC - MRO Championships 2023 - Rnd 1 @ Brands Hatch Indy



MRO Minitwins & BMCRC Rookie Minitwins

RACE 3 - CLASSIFICATION - AMENDED

POS	NO	CL	PIC NAME	ENTRY	LAPS	TIME	GAP	DIFF	MPH	BEST	ON
1	58		1 Stacey KILLWORTH	Suzuki SV650 - Greenplant/Everns	11	10:18.809			77.30	54.884	5
2	72		2 Daniel BLACK	Suzuki SV650 - DAD	11	10:30.229	11.420	11.420	75.90	55.383	4
3	34		3 Andrew JOHNSON	Suzuki SV650 - Rose & Charlie Racing	11	10:33.074	14.265	2.845	75.55	56.231	3
4	5		4 Barry MANTELL	Suzuki SV650 S - Swedish car connection	11	10:34.031	15.222	0.957	75.44	55.915	2
5	21	RMT	1 Toby FINNIS	Suzuki SV650 - NOKA	11	10:34.598	15.789	0.567	75.37	56.127	4
6	1		5 David TWYFORD	Suzuki SV650 - MHP, IMP Racing	11	10:37.067	18.258	2.469	75.08	55.382	9
7	15	RMT	2 James SVENSEN	Suzuki SV650S -	11	10:39.051	20.242	1.984	74.85	56.147	10
8	93		6 Tony BOTTO	Suzuki SV650 - TB Motorcycles	11	10:41.262	22.453	2.211	74.59	56.728	10
9	158		7 Jordan KILLWORTH	Suzuki SV 650 - BK Racing / Rabbit	11	10:42.767	23.958	1.505	74.41	56.685	9
10	119		8 Simon HEALEY	Suzuki SV650 - Popular Tyres Ltd / Pro Parts Ltd	11	10:43.140	24.331	0.373	74.37	57.091	10
11	167	RMT	3 Terry SMITH	Suzuki SV650 - IMP Racing	11	10:45.523	26.714	2.383	74.10	56.690	4
12	99		9 Lee ELLIS	Suzuki SV650 - ATP Motorsport	11	10:45.621	26.812	0.098	74.09	56.974	7
13	45		10 Terence QUINCE	Suzuki SV650 - K&Q, HM Racing, Titan-x	11	10:48.126	29.317	2.505	73.80	57.388	11
14	3		11 Oliver ARBON	Suzuki SV650 - It plumbing and heating	11	10:48.378	29.569	0.252	73.77	57.288	10
15	29		12 Hayden KILLWORTH	Suzuki SV 650 - A&S Killworth / H11xy	11	10:50.238	31.429	1.860	73.56	57.297	5
16	127	RMT	4 Matthew CHAM	Ducati MONSTER 696 -	11	10:59.053	40.244	8.815	72.58	57.715	5
17	116		13 Gareth FAITH	Suzuki SV650 - Sitramoto	11	11:13.520	54.711	14.467	71.02	59.385	10
18	67	RMT	5 Simon HARVEY	Suzuki SV650 - Kids Inheritance (Sorry)	11	11:19.812	1:01.003	6.292	70.36	59.814	4
19	138		14 Craig JARMIN	Suzuki SV650 - SK PreP	11	11:20.262	1:01.453	0.450	70.31	59.735	9
20	74	RMT	6 Billy HICK	Suzuki SV650 -	11	11:20.358	1:01.549	0.096	70.30	59.952	9
21	213	RMT	7 Paul WRIGHT	Suzuki SV650 - Everquip	10	10:21.200	1 Lap	1 Lap	70.00	59.589	10
22	191		15 Justin GRACE	Suzuki SV650 - G-Race Motorsports	10	10:24.586	1 Lap	3.386	69.62	59.270	10
23	10	RMT	8 Ian LAURIE	Suzuki SV650 -	10	10:35.501	1 Lap	10.915	68.42	1:01.192	9
24	777	RMT	9 Richard HIRST	Suzuki SV650 - Northern garage conversion	10	10:39.132	1 Lap	3.631	68.03	1:01.234	9
25	42	RMT	10 Luke GARD	Suzuki SV650 -	10	10:43.058	1 Lap	3.926	67.62	1:01.989	10
26	250	RMT	11 Adam RICHARDSON	Suzuki SV650 - Everquip	10	11:09.083	1 Lap	26.025	64.99	1:05.354	10
27	321	RMT	12 Illia ZHURAVEL	Suzuki SV650 -	9	10:39.726	2 Laps	1 Lap	61.17	1:06.874	5
28	17	RMT	13 Alex BUCHANAN	Suzuki SV650S -	9	10:40.634	2 Laps	0.908	61.09	1:06.482	9

NOT CLASSIFIED

DNF	38	RMT	Peter MOSS	Suzuki SV650 - CharlieMossRacing	9	9:50.898	2 Laps		66.23	1:02.749	8
DNF	19		Kevin LILLEY	Suzuki SV650 - Trafalgar Cleaning Eqpt. / Steve Jor	6	5:39.486	5 Laps	3 Laps	76.85	54.822	4
DNF	47		Tristan BOHANAN	Suzuki SV650 -	4	4:03.198	7 Laps	2 Laps	71.52	58.861	4
DNF	81		Malvern MAY	Suzuki SV650 - IMP racing	3	3:07.029	8 Laps	1 Lap	69.75	59.230	3

FASTEST LAP

19			Kevin LILLEY	Suzuki SV650 - Trafalgar Cleaning Eqpt. / Steve Jor	4	54.822		79.32 mph		127.65 kph	
21	RMT		Toby FINNIS	Suzuki SV650 - NOKA	4	56.127		77.47 mph		124.68 kph	

Change of class for No. 72

Class - 92.5% of Race Speed = 71.50 mph

Class RMT - 92.5% of Race Speed = 69.71 mph

Race Distance: 11 Laps / 13.28 miles

Brands Hatch Indy: 1.2079 miles

Date: 12/03/2023 Start: 10:52 Finish: 11:03

Weather / Track : Cloudy / Dry

These results are provisional until the conclusion of any judicial and technical matters.

Clerk Of Course :	Stewards :	Timekeeper : <i>Craig Smith</i>
-------------------	------------	------------------------------------

Results can be found at www.tsl-timing.com

Printed - 10:48 Wednesday, 15 March 2023



BMCRC - MRO Championships 2023 - Rnd 1 @ Brands Hatch Indy

MRO Minitwins & BMCRC Rookie Minitwins

RACE 3 - LAP CHART

LAP 11 @ 11:03:12.410

NO	BEHIND	LAP TIME
58		55.650
213	1 Lap	59.589
191	1 Lap	59.270
72	11.420	58.300
34	14.265	57.945
5	15.222	58.335
21	15.789	58.872
10	1 Lap	1:01.686
1	18.258	57.661
15	20.242	57.599
777	1 Lap	1:03.284
321	2 Laps	1:07.817
17	2 Laps	1:06.482
93	22.453	57.139
158	23.958	57.696
42	1 Lap	1:01.989
119	24.331	58.247
167	26.714	57.082
99	26.812	58.426
45	29.317	57.388
3	29.569	57.506
29	31.429	57.850
127	40.244	1:00.639
250	1 Lap	1:05.354
116	54.711	1:00.106
67	1:01.003	1:02.954
138	1:01.453	1:02.822
74	1:01.549	1:02.964

BMCRC - MRO Championships 2023 - Rnd 1 @ Brands Hatch Indy

MRO Minitwins & BMCRC Rookie Minitwins

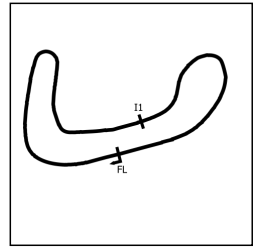
RACE 3 - POSITION CHART

No	Name	Lap Pos											
			1	2	3	4	5	6	7	8	9	10	11
1	TWYFORD	1	58	58	58	19	19	19	58	58	58	58	58
19	LILLEY	2	99	5	19	58	58	58	72	72	72	72	72
58	KILLWORTH	3	5	19	5	72	72	72	5	34	34	34	34
99	ELLIS	4	72	72	72	5	5	5	34	5	5	5	5
5	MANTELL	5	34	34	34	34	34	34	21	21	21	21	21
72	BLACK	6	19	99	21	21	21	21	15	1	1	1	1
34	JOHNSON	7	93	21	119	119	119	15	1	15	15	15	15
81	MAY	8	15	93	93	93	15	93	93	93	93	93	93
47	BOHANAN	9	21	119	99	99	93	119	119	119	119	119	158
93	BOTTO	10	119	15	15	15	127	1	158	158	158	158	119
3	ARBON	11	127	127	127	127	99	158	99	99	99	99	167
21	FINNIS	12	3	3	158	167	158	99	167	167	167	167	99
119	HEALEY	13	47	47	167	158	1	167	45	45	45	45	45
15	SVENSEN	14	158	158	3	3	167	127	127	3	3	3	3
158	KILLWORTH	15	45	167	45	1	3	29	29	29	29	29	29
29	KILLWORTH	16	81	45	47	45	45	45	3	127	127	127	127
116	FAITH	17	167	29	29	47	29	3	116	116	116	116	116
167	SMITH	18	29	1	1	29	116	116	67	67	67	67	67
45	QUINCE	19	116	81	81	116	67	67	74	74	74	74	138
127	CHAM	20	1	116	116	67	74	74	138	138	138	138	74
191	GRACE	21	138	138	138	74	138	138	213	213	213	213	
138	JARMIN	22	74	74	74	138	213	213	191	191	191	191	
74	HICK	23	67	67	67	213	191	191	10	10	10	10	
213	WRIGHT	24	213	213	213	10	10	10	777	777	777	777	
67	HARVEY	25	191	10	10	191	777	777	42	42	42	42	
777	HIRST	26	10	191	191	777	42	42	38	38	38	250	
42	GARD	27	42	777	777	42	38	38	250	250	250		
10	LAURIE	28	777	42	42	38	250	250	321	321	321		
250	RICHARDSON	29	250	250	250	250	321	321	17	17	17		
38	MOSS	30	38	38	38	321	17	17					
321	ZHURAVEL	31	17	17	321	17							
17	BUCHANAN	32	321	321	17								

BMCRC - MRO Championships 2023 - Rnd 1 @ Brands Hatch Indy

MRO Minitwins & BMCRC Rookie Minitwins

RACE 3 - SECTOR ANALYSIS



SECTOR 1 = FL to I1, SECTOR 2 = I1 to FL, DIFF = Difference To Personal Best Lap, P = Crossed Finish Line in Pit Lane, D = Time Disallowed

P1 58		Stacey KILLWORTH		Suzuki SV650 - Greenplant/Everns		
IDEAL LAP TIME : 54.388		BEST LAP TIME : 54.884		DIFFERENCE : 0.496		
LAP	SECTOR 1	SECTOR 2	LAP TIME	MPH	DIFF	TIME OF DAY
1 -		22.680	1:01.927	70.22	7.043	10:53:55.528
2 -	34.161	22.500	56.661	76.74	1.777	10:54:52.189
3 -	33.844	22.292	56.136	77.46	1.252	10:55:48.325
4 -	33.439	21.953	55.392	78.50	0.508	10:56:43.717
5 -	33.094	21.790	54.884 (1)	79.23		10:57:38.601
6 -	32.598	22.475	55.073 (2)	78.96	0.189	10:58:33.674
7 -	33.670	21.987	55.657	78.13	0.773	10:59:29.331
8 -	34.437	22.091	56.528	76.92	1.644	11:00:25.859
9 -	33.194	21.976	55.170 (3)	78.82	0.286	11:01:21.029
10 -	33.719	22.012	55.731	78.02	0.847	11:02:16.760
11 -	33.364	22.286	55.650	78.14	0.766	11:03:12.410

P2 72 RMT		Daniel BLACK		Suzuki SV650 - DAD		
IDEAL LAP TIME : 55.270		BEST LAP TIME : 55.383		DIFFERENCE : 0.113		
LAP	SECTOR 1	SECTOR 2	LAP TIME	MPH	DIFF	TIME OF DAY
1 -		23.164	1:03.493	68.48	8.110	10:53:57.094
2 -	34.615	22.449	57.064	76.20	1.681	10:54:54.158
3 -	33.631	22.104	55.735 (2)	78.02	0.352	10:55:49.893
4 -	33.638	21.745	55.383 (1)	78.51		10:56:45.276
5 -	34.878	21.995	56.873	76.46	1.490	10:57:42.149
6 -	33.525	22.240	55.765 (3)	77.98	0.382	10:58:37.914
7 -	34.269	22.406	56.675	76.72	1.292	10:59:34.589
8 -	34.430	22.350	56.780	76.58	1.397	11:00:31.369
9 -	34.061	22.740	56.801	76.55	1.418	11:01:28.170
10 -	34.579	22.781	57.360	75.81	1.977	11:02:25.530
11 -	34.665	23.635	58.300	74.59	2.917	11:03:23.830

P3 34		Andrew JOHNSON		Suzuki SV650 - Rose & Charlie Racing		
IDEAL LAP TIME : 55.668		BEST LAP TIME : 56.231		DIFFERENCE : 0.563		
LAP	SECTOR 1	SECTOR 2	LAP TIME	MPH	DIFF	TIME OF DAY
1 -		22.729	1:03.720	68.24	7.489	10:53:57.321
2 -	34.949	22.235	57.184	76.04	0.953	10:54:54.505
3 -	34.180	22.051	56.231 (1)	77.33		10:55:50.736
4 -	34.173	22.353	56.526	76.93	0.295	10:56:47.262
5 -	35.230	22.118	57.348	75.82	1.117	10:57:44.610
6 -	34.225	22.277	56.502 (3)	76.96	0.271	10:58:41.112
7 -	34.049	22.215	56.264 (2)	77.28	0.033	10:59:37.376
8 -	34.870	22.349	57.219	75.99	0.988	11:00:34.595
9 -	33.617	23.117	56.734	76.64	0.503	11:01:31.329
10 -	34.320	23.081	57.401	75.75	1.170	11:02:28.730
11 -	35.334	22.611	57.945	75.04	1.714	11:03:26.675

P4 5		Barry MANTELL		Suzuki SV650 S - Swedish car connection		
IDEAL LAP TIME : 55.915		BEST LAP TIME : 55.915		DIFFERENCE : 0.000		
LAP	SECTOR 1	SECTOR 2	LAP TIME	MPH	DIFF	TIME OF DAY
1 -		22.605	1:03.480	68.50	7.565	10:53:57.081
2 -	33.696	22.219	55.915 (1)	77.77		10:54:52.996
3 -	33.700	22.452	56.152 (2)	77.44	0.237	10:55:49.148
4 -	33.778	22.374	56.152 (2)	77.44	0.237	10:56:45.300
5 -	35.048	22.312	57.360	75.81	1.445	10:57:42.660
6 -	34.095	22.841	56.936	76.37	1.021	10:58:39.596
7 -	34.577	23.043	57.620	75.47	1.705	10:59:37.216
8 -	34.758	22.852	57.610	75.48	1.695	11:00:34.826
9 -	33.723	23.313	57.036	76.24	1.121	11:01:31.862
10 -	34.062	23.373	57.435	75.71	1.520	11:02:29.297
11 -	35.289	23.046	58.335	74.54	2.420	11:03:27.632

BMCRC - MRO Championships 2023 - Rnd 1 @ Brands Hatch Indy

MRO Minitwins & BMCRC Rookie Minitwins

RACE 3 - SECTOR ANALYSIS



SECTOR 1 = FL to I1, SECTOR 2 = I1 to FL, DIFF = Difference To Personal Best Lap, P = Crossed Finish Line in Pit Lane, D = Time Disallowed

P5 21 RMT Toby FINNIS			Suzuki SV650 - NOKA			
IDEAL LAP TIME : 56.077		BEST LAP TIME : 56.127	DIFFERENCE : 0.050			
LAP	SECTOR 1	SECTOR 2	LAP TIME	MPH	DIFF	TIME OF DAY
1 -		22.945	1:04.872	67.03	8.745	10:53:58.473
2 -	34.417	23.141	57.558	75.55	1.431	10:54:56.031
3 -	33.705	22.433	56.138 (2)	77.46	0.011	10:55:52.169
4 -	33.755	22.372	56.127 (1)	77.47		10:56:48.296
5 -	35.018	22.437	57.455	75.68	1.328	10:57:45.751
6 -	33.943	22.438	56.381	77.12	0.254	10:58:42.132
7 -	33.915	22.587	56.502	76.96	0.375	10:59:38.634
8 -	34.753	22.514	57.267	75.93	1.140	11:00:35.901
9 -	33.758	22.609	56.367 (3)	77.14	0.240	11:01:32.268
10 -	34.096	22.963	57.059	76.21	0.932	11:02:29.327
11 -	35.412	23.460	58.872	73.86	2.745	11:03:28.199

P6 1 David TWYFORD			Suzuki SV650 - MHP, IMP Racing			
IDEAL LAP TIME : 55.256		BEST LAP TIME : 55.382	DIFFERENCE : 0.126			
LAP	SECTOR 1	SECTOR 2	LAP TIME	MPH	DIFF	TIME OF DAY
1 -		24.189	1:09.535	62.53	14.153	10:54:03.136
2 -	35.423	22.696	58.119	74.82	2.737	10:55:01.255
3 -	34.880	22.652	57.532	75.58	2.150	10:55:58.787
4 -	34.374	22.619	56.993	76.30	1.611	10:56:55.780
5 -	34.204	22.256	56.460	77.02	1.078	10:57:52.240
6 -	34.694	22.226	56.920	76.39	1.538	10:58:49.160
7 -	34.120	22.097	56.217 (3)	77.35	0.835	10:59:45.377
8 -	34.056	22.203	56.259	77.29	0.877	11:00:41.636
9 -	33.429	21.953	55.382 (1)	78.52		11:01:37.018
10 -	33.303	22.686	55.989 (2)	77.66	0.607	11:02:33.007
11 -	34.510	23.151	57.661	75.41	2.279	11:03:30.668

P7 15 RMT James SVENSEN			Suzuki SV650S -			
IDEAL LAP TIME : 56.147		BEST LAP TIME : 56.147	DIFFERENCE : 0.000			
LAP	SECTOR 1	SECTOR 2	LAP TIME	MPH	DIFF	TIME OF DAY
1 -		23.079	1:04.778	67.13	8.631	10:53:58.379
2 -	35.948	22.849	58.797	73.95	2.650	10:54:57.176
3 -	35.553	23.082	58.635	74.16	2.488	10:55:55.811
4 -	35.214	22.533	57.747	75.30	1.600	10:56:53.558
5 -	34.645	22.286	56.931 (3)	76.38	0.784	10:57:50.489
6 -	34.788	22.574	57.362	75.80	1.215	10:58:47.851
7 -	34.630	22.510	57.140	76.10	0.993	10:59:44.991
8 -	34.271	22.422	56.693 (2)	76.70	0.546	11:00:41.684
9 -	34.783	22.439	57.222	75.99	1.075	11:01:38.906
10 -	34.011	22.136	56.147 (1)	77.45		11:02:35.053
11 -	34.936	22.663	57.599	75.49	1.452	11:03:32.652

P8 93 Tony BOTTO			Suzuki SV650 - TB Motorcycles			
IDEAL LAP TIME : 56.728		BEST LAP TIME : 56.728	DIFFERENCE : 0.000			
LAP	SECTOR 1	SECTOR 2	LAP TIME	MPH	DIFF	TIME OF DAY
1 -		22.930	1:04.289	67.64	7.561	10:53:57.890
2 -	34.931	23.308	58.239	74.66	1.511	10:54:56.129
3 -	35.616	23.042	58.658	74.13	1.930	10:55:54.787
4 -	34.788	22.755	57.543	75.57	0.815	10:56:52.330
5 -	34.790	23.543	58.333	74.54	1.605	10:57:50.663
6 -	35.107	22.958	58.065	74.89	1.337	10:58:48.728
7 -	34.605	22.713	57.318	75.86	0.590	10:59:46.046
8 -	34.409	23.250	57.659	75.41	0.931	11:00:43.705
9 -	34.469	22.822	57.291 (3)	75.90	0.563	11:01:40.996
10 -	34.150	22.578	56.728 (1)	76.65		11:02:37.724
11 -	34.319	22.820	57.139 (2)	76.10	0.411	11:03:34.863

BMCRC - MRO Championships 2023 - Rnd 1 @ Brands Hatch Indy

MRO Minitwins & BMCRC Rookie Minitwins

RACE 3 - SECTOR ANALYSIS



SECTOR 1 = FL to I1, SECTOR 2 = I1 to FL, DIFF = Difference To Personal Best Lap, P = Crossed Finish Line in Pit Lane, D = Time Disallowed

P9 158		Jordan KILLWORTH		Suzuki SV 650 - BK Racing / Rabbit		
IDEAL LAP TIME : 56.176		BEST LAP TIME : 56.685		DIFFERENCE : 0.509		
LAP	SECTOR 1	SECTOR 2	LAP TIME	MPH	DIFF	TIME OF DAY
1 -		23.732	1:06.730	65.16	10.045	10:54:00.331
2 -	35.672	23.102	58.774	73.98	2.089	10:54:59.105
3 -	35.126	23.085	58.211	74.70	1.526	10:55:57.316
4 -	34.369	22.644	57.013 (3)	76.27	0.328	10:56:54.329
5 -	34.682	22.854	57.536	75.58	0.851	10:57:51.865
6 -	34.464	23.031	57.495	75.63	0.810	10:58:49.360
7 -	35.348	22.889	58.237	74.67	1.552	10:59:47.597
8 -	34.780	22.891	57.671	75.40	0.986	11:00:45.268
9 -	34.229	22.456	56.685 (1)	76.71		11:01:41.953
10 -	34.143	22.576	56.719 (2)	76.66	0.034	11:02:38.672
11 -	33.720	23.976	57.696	75.37	1.011	11:03:36.368

P10 119		Simon HEALEY		Suzuki SV650 - Popular Tyres Ltd / Pro Parts Ltd		
IDEAL LAP TIME : 57.010		BEST LAP TIME : 57.091		DIFFERENCE : 0.081		
LAP	SECTOR 1	SECTOR 2	LAP TIME	MPH	DIFF	TIME OF DAY
1 -		22.891	1:04.966	66.93	7.875	10:53:58.567
2 -	34.730	22.854	57.584	75.51	0.493	10:54:56.151
3 -	34.568	22.947	57.515	75.60	0.424	10:55:53.666
4 -	34.446	23.166	57.612	75.48	0.521	10:56:51.278
5 -	35.222	23.739	58.961	73.75	1.870	10:57:50.239
6 -	35.847	23.048	58.895	73.83	1.804	10:58:49.134
7 -	35.052	22.770	57.822	75.20	0.731	10:59:46.956
8 -	34.298	22.971	57.269 (3)	75.93	0.178	11:00:44.225
9 -	34.311	22.867	57.178 (2)	76.05	0.087	11:01:41.403
10 -	34.240	22.851	57.091 (1)	76.16		11:02:38.494
11 -	34.600	23.647	58.247	74.65	1.156	11:03:36.741

P11 167 RMT		Terry SMITH		Suzuki SV650 - IMP Racing		
IDEAL LAP TIME : 56.690		BEST LAP TIME : 56.690		DIFFERENCE : 0.000		
LAP	SECTOR 1	SECTOR 2	LAP TIME	MPH	DIFF	TIME OF DAY
1 -		23.482	1:07.652	64.27	10.962	10:54:01.253
2 -	34.958	23.029	57.987	74.99	1.297	10:54:59.240
3 -	35.100	23.031	58.131	74.80	1.441	10:55:57.371
4 -	34.340	22.350	56.690 (1)	76.70		10:56:54.061
5 -	35.165	23.078	58.243	74.66	1.553	10:57:52.304
6 -	35.521	23.159	58.680	74.10	1.990	10:58:50.984
7 -	34.795	22.713	57.508	75.61	0.818	10:59:48.492
8 -	34.854	22.542	57.396 (3)	75.76	0.706	11:00:45.888
9 -	35.056	22.753	57.809	75.22	1.119	11:01:43.697
10 -	35.704	22.641	58.345	74.53	1.655	11:02:42.042
11 -	34.414	22.668	57.082 (2)	76.18	0.392	11:03:39.124

P12 99		Lee ELLIS		Suzuki SV650 - ATP Motorsport		
IDEAL LAP TIME : 56.592		BEST LAP TIME : 56.974		DIFFERENCE : 0.382		
LAP	SECTOR 1	SECTOR 2	LAP TIME	MPH	DIFF	TIME OF DAY
1 -		23.309	1:03.375	68.61	6.401	10:53:56.976
2 -	35.718	23.248	58.966	73.74	1.992	10:54:55.942
3 -	36.096	23.251	59.347	73.27	2.373	10:55:55.289
4 -	35.059	23.150	58.209	74.70	1.235	10:56:53.498
5 -	35.407	22.885	58.292	74.60	1.318	10:57:51.790
6 -	35.753	23.226	58.979	73.73	2.005	10:58:50.769
7 -	34.590	22.384	56.974 (1)	76.32		10:59:47.743
8 -	34.932	22.701	57.633 (3)	75.45	0.659	11:00:45.376
9 -	34.244	22.787	57.031 (2)	76.24	0.057	11:01:42.407
10 -	34.208	24.181	58.389	74.47	1.415	11:02:40.796
11 -	34.723	23.703	58.426	74.42	1.452	11:03:39.222

BMCRC - MRO Championships 2023 - Rnd 1 @ Brands Hatch Indy

MRO Minitwins & BMCRC Rookie Minitwins

RACE 3 - SECTOR ANALYSIS



SECTOR 1 = FL to I1, SECTOR 2 = I1 to FL, DIFF = Difference To Personal Best Lap, P = Crossed Finish Line in Pit Lane, D = Time Disallowed

P13 45		Terence QUINCE		Suzuki SV650 - K&Q, HM Racing, Titan-x		
IDEAL LAP TIME : 57.108		BEST LAP TIME : 57.388		DIFFERENCE : 0.280		
LAP	SECTOR 1	SECTOR 2	LAP TIME	MPH	DIFF	TIME OF DAY
1 -		23.706	1:07.431	64.48	10.043	10:54:01.032
2 -	36.067	22.960	59.027	73.67	1.639	10:55:00.059
3 -	35.343	22.452	57.795 (3)	75.24	0.407	10:55:57.854
4 -	35.232	22.867	58.099	74.84	0.711	10:56:55.953
5 -	35.021	23.100	58.121	74.81	0.733	10:57:54.074
6 -	35.886	22.653	58.539	74.28	1.151	10:58:52.613
7 -	35.609	22.803	58.412	74.44	1.024	10:59:51.025
8 -	35.289	22.765	58.054	74.90	0.666	11:00:49.079
9 -	35.187	22.683	57.870	75.14	0.482	11:01:46.949
10 -	34.656	22.734	57.390 (2)	75.77	0.002	11:02:44.339
11 -	34.887	22.501	57.388 (1)	75.77		11:03:41.727

P14 3		Oliver ARBON		Suzuki SV650 - tt plumbing and heating		
IDEAL LAP TIME : 57.223		BEST LAP TIME : 57.288		DIFFERENCE : 0.065		
LAP	SECTOR 1	SECTOR 2	LAP TIME	MPH	DIFF	TIME OF DAY
1 -		23.400	1:05.921	65.96	8.633	10:53:59.522
2 -	35.759	23.360	59.119	73.55	1.831	10:54:58.641
3 -	35.161	23.907	59.068	73.62	1.780	10:55:57.709
4 -	35.239	22.747	57.986	74.99	0.698	10:56:55.695
5 -	35.014	23.265	58.279	74.61	0.991	10:57:53.974
6 -	36.275	23.206	59.481	73.10	2.193	10:58:53.455
7 -	34.991	23.036	58.027	74.94	0.739	10:59:51.482
8 -	35.389	22.727	58.116	74.82	0.828	11:00:49.598
9 -	34.861	22.726	57.587 (3)	75.51	0.299	11:01:47.185
10 -	34.641	22.647	57.288 (1)	75.90		11:02:44.473
11 -	34.924	22.582	57.506 (2)	75.62	0.218	11:03:41.979

P15 29		Hayden KILLWORTH		Suzuki SV 650 - A&S Killworth / H11xy		
IDEAL LAP TIME : 57.167		BEST LAP TIME : 57.297		DIFFERENCE : 0.130		
LAP	SECTOR 1	SECTOR 2	LAP TIME	MPH	DIFF	TIME OF DAY
1 -		23.735	1:08.197	63.76	10.900	10:54:01.798
2 -	35.904	22.992	58.896	73.83	1.599	10:55:00.694
3 -	35.261	22.767	58.028	74.93	0.731	10:55:58.722
4 -	35.137	22.984	58.121	74.81	0.824	10:56:56.843
5 -	34.476	22.821	57.297 (1)	75.89		10:57:54.140
6 -	34.806	22.706	57.512 (2)	75.61	0.215	10:58:51.652
7 -	36.128	23.351	59.479	73.11	2.182	10:59:51.131
8 -	35.426	23.144	58.570	74.24	1.273	11:00:49.701
9 -	35.851	22.911	58.762	74.00	1.465	11:01:48.463
10 -	34.689	22.837	57.526 (3)	75.59	0.229	11:02:45.989
11 -	35.159	22.691	57.850	75.17	0.553	11:03:43.839

P16 127 RMT		Matthew CHAM		Ducati MONSTER 696 -		
IDEAL LAP TIME : 57.370		BEST LAP TIME : 57.715		DIFFERENCE : 0.345		
LAP	SECTOR 1	SECTOR 2	LAP TIME	MPH	DIFF	TIME OF DAY
1 -		23.040	1:05.520	66.37	7.805	10:53:59.121
2 -	35.261	23.027	58.288 (3)	74.60	0.573	10:54:57.409
3 -	35.289	23.148	58.437	74.41	0.722	10:55:55.846
4 -	35.196	22.952	58.148 (2)	74.78	0.433	10:56:53.994
5 -	34.418	23.297	57.715 (1)	75.34		10:57:51.709
6 -	35.547	23.750	59.297	73.33	1.582	10:58:51.006
7 -	36.171	23.885	1:00.056	72.40	2.341	10:59:51.062
8 -	36.407	23.840	1:00.247	72.17	2.532	11:00:51.309
9 -	37.173	23.354	1:00.527	71.84	2.812	11:01:51.836
10 -	36.212	23.967	1:00.179	72.26	2.464	11:02:52.015
11 -	36.437	24.202	1:00.639	71.71	2.924	11:03:52.654

BMCRC - MRO Championships 2023 - Rnd 1 @ Brands Hatch Indy

MRO Minitwins & BMCRC Rookie Minitwins

RACE 3 - SECTOR ANALYSIS



SECTOR 1 = FL to I1, SECTOR 2 = I1 to FL, DIFF = Difference To Personal Best Lap, P = Crossed Finish Line in Pit Lane, D = Time Disallowed

P17 116		Gareth FAITH		Suzuki SV650 - Sitramoto		
IDEAL LAP TIME : 59.190		BEST LAP TIME : 59.385		DIFFERENCE : 0.195		
LAP	SECTOR 1	SECTOR 2	LAP TIME	MPH	DIFF	TIME OF DAY
1 -		24.193	1:09.455	62.60	10.070	10:54:03.056
2 -	37.190	23.510	1:00.700	71.64	1.315	10:55:03.756
3 -	36.938	23.616	1:00.554	71.81	1.169	10:56:04.310
4 -	36.394	23.820	1:00.214	72.21	0.829	10:57:04.524
5 -	36.456	23.662	1:00.118	72.33	0.733	10:58:04.642
6 -	36.737	23.492	1:00.229	72.20	0.844	10:59:04.871
7 -	39.165	23.197	1:02.362	69.73	2.977	11:00:07.233
8 -	37.128	23.590	1:00.718	71.61	1.333	11:01:07.951
9 -	36.397	23.282	59.679 (2)	72.86	0.294	11:02:07.630
10 -	36.121	23.264	59.385 (1)	73.22		11:03:07.015
11 -	35.993	24.113	1:00.106 (3)	72.34	0.721	11:04:07.121

P18 67 RMT		Simon HARVEY		Suzuki SV650 - Kids Inheritance (Sorry)		
IDEAL LAP TIME : 59.312		BEST LAP TIME : 59.814		DIFFERENCE : 0.502		
LAP	SECTOR 1	SECTOR 2	LAP TIME	MPH	DIFF	TIME OF DAY
1 -		24.953	1:11.758	60.60	11.944	10:54:05.359
2 -	37.281	23.859	1:01.140	71.12	1.326	10:55:06.499
3 -	36.375	23.667	1:00.042 (2)	72.42	0.228	10:56:06.541
4 -	36.044	23.770	59.814 (1)	72.70		10:57:06.355
5 -	36.332	23.726	1:00.058 (3)	72.40	0.244	10:58:06.413
6 -	36.394	23.716	1:00.110	72.34	0.296	10:59:06.523
7 -	37.788	23.268	1:01.056	71.22	1.242	11:00:07.579
8 -	36.937	23.702	1:00.639	71.71	0.825	11:01:08.218
9 -	36.657	23.497	1:00.154	72.29	0.340	11:02:08.372
10 -	37.903	24.184	1:02.087	70.04	2.273	11:03:10.459
11 -	38.410	24.544	1:02.954	69.07	3.140	11:04:13.413

P19 138		Craig JARMIN		Suzuki SV650 - SK PreP		
IDEAL LAP TIME : 59.354		BEST LAP TIME : 59.735		DIFFERENCE : 0.381		
LAP	SECTOR 1	SECTOR 2	LAP TIME	MPH	DIFF	TIME OF DAY
1 -		24.809	1:10.394	61.77	10.659	10:54:03.995
2 -	36.786	23.946	1:00.732	71.60	0.997	10:55:04.727
3 -	36.634	24.039	1:00.673	71.67	0.938	10:56:05.400
4 -	37.365	24.129	1:01.494	70.71	1.759	10:57:06.894
5 -	36.678	23.609	1:00.287	72.13	0.552	10:58:07.181
6 -	36.771	23.394	1:00.165 (3)	72.27	0.430	10:59:07.346
7 -	38.302	23.825	1:02.127	69.99	2.392	11:00:09.473
8 -	38.079	23.653	1:01.732	70.44	1.997	11:01:11.205
9 -	36.069	23.666	59.735 (1)	72.79		11:02:10.940
10 -	35.960	24.141	1:00.101 (2)	72.35	0.366	11:03:11.041
11 -	38.033	24.789	1:02.822	69.22	3.087	11:04:13.863

P20 74 RMT		Billy HICK		Suzuki SV650 -		
IDEAL LAP TIME : 59.473		BEST LAP TIME : 59.952		DIFFERENCE : 0.479		
LAP	SECTOR 1	SECTOR 2	LAP TIME	MPH	DIFF	TIME OF DAY
1 -		24.898	1:10.754	61.46	10.802	10:54:04.355
2 -	36.695	24.334	1:01.029	71.25	1.077	10:55:05.384
3 -	36.202	24.489	1:00.691	71.65	0.739	10:56:06.075
4 -	36.441	24.081	1:00.522	71.85	0.570	10:57:06.597
5 -	36.391	24.100	1:00.491	71.88	0.539	10:58:07.088
6 -	35.957	24.072	1:00.029 (2)	72.44	0.077	10:59:07.117
7 -	38.346	23.516	1:01.862	70.29	1.910	11:00:08.979
8 -	36.494	23.657	1:00.151 (3)	72.29	0.199	11:01:09.130
9 -	36.199	23.753	59.952 (1)	72.53		11:02:09.082
10 -	37.307	24.606	1:01.913	70.23	1.961	11:03:10.995
11 -	38.064	24.900	1:02.964	69.06	3.012	11:04:13.959

BMCRC - MRO Championships 2023 - Rnd 1 @ Brands Hatch Indy

MRO Minitwins & BMCRC Rookie Minitwins

RACE 3 - SECTOR ANALYSIS



SECTOR 1 = FL to I1, SECTOR 2 = I1 to FL, DIFF = Difference To Personal Best Lap, P = Crossed Finish Line in Pit Lane, D = Time Disallowed

P21		213 RMT		Paul WRIGHT		Suzuki SV650 - Everquip	
IDEAL LAP TIME : 59.467		BEST LAP TIME : 59.589		DIFFERENCE : 0.122			
LAP	SECTOR 1	SECTOR 2	LAP TIME	MPH	DIFF	TIME OF DAY	
1 -		25.599	1:12.492	59.98	12.903	10:54:06.093	
2 -	38.161	24.375	1:02.536	69.53	2.947	10:55:08.629	
3 -	37.559	24.300	1:01.859	70.29	2.270	10:56:10.488	
4 -	37.152	23.635	1:00.787	71.53	1.198	10:57:11.275	
5 -	36.484	23.680	1:00.164 (2)	72.27	0.575	10:58:11.439	
6 -	36.129	24.298	1:00.427 (3)	71.96	0.838	10:59:11.866	
7 -	37.045	24.023	1:01.068	71.20	1.479	11:00:12.934	
8 -	37.677	23.960	1:01.637	70.55	2.048	11:01:14.571	
9 -	36.954	23.687	1:00.641	71.71	1.052	11:02:15.212	
10 -	36.251	23.338	59.589 (1)	72.97		11:03:14.801	

P22		191		Justin GRACE		Suzuki SV650 - G-Race Motorsports	
IDEAL LAP TIME : 59.038		BEST LAP TIME : 59.270		DIFFERENCE : 0.232			
LAP	SECTOR 1	SECTOR 2	LAP TIME	MPH	DIFF	TIME OF DAY	
1 -		24.936	1:13.172	59.42	13.902	10:54:06.773	
2 -	40.374	24.748	1:05.122	66.77	5.852	10:55:11.895	
3 -	38.779	24.515	1:03.294	68.70	4.024	10:56:15.189	
4 -	38.313	23.708	1:02.021	70.11	2.751	10:57:17.210	
5 -	37.813	23.609	1:01.422	70.79	2.152	10:58:18.632	
6 -	36.449	23.286	59.735 (3)	72.79	0.465	10:59:18.367	
7 -	37.210	23.573	1:00.783	71.54	1.513	11:00:19.150	
8 -	36.266	23.896	1:00.162	72.28	0.892	11:01:19.312	
9 -	36.449	23.156	59.605 (2)	72.95	0.335	11:02:18.917	
10 -	35.882	23.388	59.270 (1)	73.36		11:03:18.187	

P23		10 RMT		Ian LAURIE		Suzuki SV650 -	
IDEAL LAP TIME : 1:01.146		BEST LAP TIME : 1:01.192		DIFFERENCE : 0.046			
LAP	SECTOR 1	SECTOR 2	LAP TIME	MPH	DIFF	TIME OF DAY	
1 -		25.312	1:14.209	58.59	13.017	10:54:07.810	
2 -	38.518	24.914	1:03.432	68.55	2.240	10:55:11.242	
3 -	38.368	24.903	1:03.271	68.72	2.079	10:56:14.513	
4 -	37.753	24.766	1:02.519	69.55	1.327	10:57:17.032	
5 -	38.336	24.485	1:02.821	69.22	1.629	10:58:19.853	
6 -	37.502	24.187	1:01.689	70.49	0.497	10:59:21.542	
7 -	38.436	24.823	1:03.259	68.74	2.067	11:00:24.801	
8 -	37.187	24.236	1:01.423 (2)	70.79	0.231	11:01:26.224	
9 -	36.959	24.233	1:01.192 (1)	71.06		11:02:27.416	
10 -	37.204	24.482	1:01.686 (3)	70.49	0.494	11:03:29.102	

P24		777 RMT		Richard HIRST		Suzuki SV650 - Northern garage conversion	
IDEAL LAP TIME : 1:01.234		BEST LAP TIME : 1:01.234		DIFFERENCE : 0.000			
LAP	SECTOR 1	SECTOR 2	LAP TIME	MPH	DIFF	TIME OF DAY	
1 -		25.689	1:15.407	57.66	14.173	10:54:09.008	
2 -	37.962	25.009	1:02.971	69.05	1.737	10:55:11.979	
3 -	38.214	25.032	1:03.246	68.75	2.012	10:56:15.225	
4 -	38.229	25.082	1:03.311	68.68	2.077	10:57:18.536	
5 -	37.970	24.803	1:02.773	69.27	1.539	10:58:21.309	
6 -	37.525	24.467	1:01.992 (2)	70.14	0.758	10:59:23.301	
7 -	38.020	24.457	1:02.477	69.60	1.243	11:00:25.778	
8 -	37.925	24.512	1:02.437 (3)	69.64	1.203	11:01:28.215	
9 -	36.911	24.323	1:01.234 (1)	71.01		11:02:29.449	
10 -	37.842	25.442	1:03.284	68.71	2.050	11:03:32.733	

BMCRC - MRO Championships 2023 - Rnd 1 @ Brands Hatch Indy

MRO Minitwins & BMCRC Rookie Minitwins

RACE 3 - SECTOR ANALYSIS



SECTOR 1 = FL to I1, SECTOR 2 = I1 to FL, DIFF = Difference To Personal Best Lap, P = Crossed Finish Line in Pit Lane, D = Time Disallowed

P25 42 RMT Luke GARD			Suzuki SV650 -			
IDEAL LAP TIME : 1:01.893		BEST LAP TIME : 1:01.989		DIFFERENCE : 0.096		
LAP	SECTOR 1	SECTOR 2	LAP TIME	MPH	DIFF	TIME OF DAY
1 -		26.156	1:15.384	57.68	13.395	10:54:08.985
2 -	38.466	25.193	1:03.659	68.31	1.670	10:55:12.644
3 -	38.553	25.234	1:03.787	68.17	1.798	10:56:16.431
4 -	38.220	25.141	1:03.361	68.63	1.372	10:57:19.792
5 -	38.431	25.065	1:03.496	68.48	1.507	10:58:23.288
6 -	38.122	25.085	1:03.207	68.79	1.218	10:59:26.495
7 -	38.463	24.923	1:03.386	68.60	1.397	11:00:29.881
8 -	37.762	24.898	1:02.660 (3)	69.40	0.671	11:01:32.541
9 -	37.459	24.670	1:02.129 (2)	69.99	0.140	11:02:34.670
10 -	37.555	24.434	1:01.989 (1)	70.15		11:03:36.659

P26 250 RMT Adam RICHARDSON			Suzuki SV650 - Everquip			
IDEAL LAP TIME : 1:04.917		BEST LAP TIME : 1:05.354		DIFFERENCE : 0.437		
LAP	SECTOR 1	SECTOR 2	LAP TIME	MPH	DIFF	TIME OF DAY
1 -		26.448	1:16.247	57.03	10.893	10:54:09.848
2 -	40.217	26.284	1:06.501	65.39	1.147	10:55:16.349
3 -	40.206	26.048	1:06.254	65.63	0.900	10:56:22.603
4 -	39.944	25.637	1:05.581 (3)	66.30	0.227	10:57:28.184
5 -	39.915	25.659	1:05.574 (2)	66.31	0.220	10:58:33.758
6 -	40.080	25.817	1:05.897	65.99	0.543	10:59:39.655
7 -	39.989	25.704	1:05.693	66.19	0.339	11:00:45.348
8 -	40.114	26.144	1:06.258	65.63	0.904	11:01:51.606
9 -	40.261	25.463	1:05.724	66.16	0.370	11:02:57.330
10 -	39.454	25.900	1:05.354 (1)	66.53		11:04:02.684

P27 321 RMT Illia ZHURAVEL			Suzuki SV650 -			
IDEAL LAP TIME : 1:06.837		BEST LAP TIME : 1:06.874		DIFFERENCE : 0.037		
LAP	SECTOR 1	SECTOR 2	LAP TIME	MPH	DIFF	TIME OF DAY
1 -		27.332	1:21.508	53.35	14.634	10:54:15.109
2 -	44.998	28.206	1:13.204	59.40	6.330	10:55:28.313
3 -	44.630	27.621	1:12.251	60.18	5.377	10:56:40.564
4 -	42.578	25.804	1:08.382	63.59	1.508	10:57:48.946
5 -	41.367	25.507	1:06.874 (1)	65.02		10:58:55.820
6 -	43.834	26.589	1:10.423	61.74	3.549	11:00:06.243
7 -	43.943	27.017	1:10.960	61.28	4.086	11:01:17.203
8 -	42.242	26.065	1:08.307 (3)	63.66	1.433	11:02:25.510
9 -	41.330	26.487	1:07.817 (2)	64.12	0.943	11:03:33.327

P28 17 RMT Alex BUCHANAN			Suzuki SV650S -			
IDEAL LAP TIME : 1:06.180		BEST LAP TIME : 1:06.482		DIFFERENCE : 0.302		
LAP	SECTOR 1	SECTOR 2	LAP TIME	MPH	DIFF	TIME OF DAY
1 -		28.908	1:20.591	53.95	14.109	10:54:14.192
2 -	45.408	28.616	1:14.024	58.74	7.542	10:55:28.216
3 -	44.423	28.013	1:12.436	60.03	5.954	10:56:40.652
4 -	43.587	27.763	1:11.350	60.94	4.868	10:57:52.002
5 -	42.251	27.604	1:09.855	62.25	3.373	10:59:01.857
6 -	43.909	26.101	1:10.010	62.11	3.528	11:00:11.867
7 -	42.115	26.114	1:08.229 (3)	63.73	1.747	11:01:20.096
8 -	41.414	26.243	1:07.657 (2)	64.27	1.175	11:02:27.753
9 -	40.079	26.403	1:06.482 (1)	65.41		11:03:34.235

BMCRC - MRO Championships 2023 - Rnd 1 @ Brands Hatch Indy

MRO Minitwins & BMCRC Rookie Minitwins

RACE 3 - SECTOR ANALYSIS



SECTOR 1 = FL to I1, SECTOR 2 = I1 to FL, DIFF = Difference To Personal Best Lap, P = Crossed Finish Line in Pit Lane, D = Time Disallowed

P29 38 RMT Peter MOSS		Suzuki SV650 - CharlieMossRacing				
IDEAL LAP TIME : 1:02.675		BEST LAP TIME : 1:02.749		DIFFERENCE : 0.074		
LAP	SECTOR 1	SECTOR 2	LAP TIME	MPH	DIFF	TIME OF DAY
1 -		26.561	1:18.239	55.58	15.490	10:54:11.840
2 -	40.214	25.578	1:05.792	66.09	3.043	10:55:17.632
3 -	39.231	25.822	1:05.053	66.84	2.304	10:56:22.685
4 -	38.941	25.097	1:04.038	67.90	1.289	10:57:26.723
5 -	38.681	25.171	1:03.852 (3)	68.10	1.103	10:58:30.575
6 -	39.238	24.993	1:04.231	67.70	1.482	10:59:34.806
7 -	39.134	24.981	1:04.115	67.82	1.366	11:00:38.921
8 -	37.912	24.837	1:02.749 (1)	69.30		11:01:41.670
9 -	38.066	24.763	1:02.829 (2)	69.21	0.080	11:02:44.499

P30 19 Kevin LILLEY		Suzuki SV650 - Trafalgar Cleaning Eqpt. / Steve Jordan Motorcy				
IDEAL LAP TIME : 54.657		BEST LAP TIME : 54.822		DIFFERENCE : 0.165		
LAP	SECTOR 1	SECTOR 2	LAP TIME	MPH	DIFF	TIME OF DAY
1 -		22.743	1:03.849	68.10	9.027	10:53:57.450
2 -	33.525	22.098	55.623	78.17	0.801	10:54:53.073
3 -	33.148	22.136	55.284	78.65	0.462	10:55:48.357
4 -	32.948	21.874	54.822 (1)	79.32		10:56:43.179
5 -	33.210	21.870	55.080 (3)	78.95	0.258	10:57:38.259
6 -	32.787	22.041	54.828 (2)	79.31	0.006	10:58:33.087

P31 47 Tristan BOHANAN		Suzuki SV650 -				
IDEAL LAP TIME : 58.709		BEST LAP TIME : 58.861		DIFFERENCE : 0.152		
LAP	SECTOR 1	SECTOR 2	LAP TIME	MPH	DIFF	TIME OF DAY
1 -		23.533	1:06.300	65.58	7.439	10:53:59.901
2 -	35.506	23.491	58.997 (2)	73.70	0.136	10:54:58.898
3 -	35.712	23.328	59.040 (3)	73.65	0.179	10:55:57.938
4 -	35.658	23.203	58.861 (1)	73.87		10:56:56.799

P32 81 Malvern MAY		Suzuki SV650 - IMP racing				
IDEAL LAP TIME : 59.193		BEST LAP TIME : 59.230		DIFFERENCE : 0.037		
LAP	SECTOR 1	SECTOR 2	LAP TIME	MPH	DIFF	TIME OF DAY
1 -		24.313	1:07.540	64.38	8.310	10:54:01.141
2 -	36.876	23.383	1:00.259 (2)	72.16	1.029	10:55:01.400
3 -	35.810	23.420	59.230 (1)	73.41		10:56:00.630

BMCRC - MRO Championships 2023 - Rnd 1 @ Brands Hatch Indy

MRO Minitwins & BMCRC Rookie Minitwins

RACE 3 - BEST SECTORS

SECTOR 1			SECTOR 2			IDEAL / BEST COMPARISON						
POS	NO	NAME	TIME	NO	NAME	TIME	POS	NO	NAME	IDEAL	BEST	DIFF
									PERFECT LAP	54.343		
1	58	KILLWORTH	32.598	72	BLACK	21.745	1	58	KILLWORTH	54.388	54.884	0.496
2	19	LILLEY	32.787	58	KILLWORTH	21.790	2	19	LILLEY	54.657	54.822	0.165
3	1	TWYFORD	33.303	19	LILLEY	21.870	3	1	TWYFORD	55.256	55.382	0.126
4	72	BLACK	33.525	1	TWYFORD	21.953	4	72	BLACK	55.270	55.383	0.113
5	34	JOHNSON	33.617	34	JOHNSON	22.051	5	34	JOHNSON	55.668	56.231	0.563
6	5	MANTELL	33.696	15	SVENSEN	22.136	6	5	MANTELL	55.915	55.915	0.000
7	21	FINNIS	33.705	5	MANTELL	22.219	7	21	FINNIS	56.077	56.127	0.050
8	158	KILLWORTH	33.720	167	SMITH	22.350	8	15	SVENSEN	56.147	56.147	0.000
9	15	SVENSEN	34.011	21	FINNIS	22.372	9	158	KILLWORTH	56.176	56.685	0.509
10	93	BOTTO	34.150	99	ELLIS	22.384	10	99	ELLIS	56.592	56.974	0.382
11	99	ELLIS	34.208	45	QUINCE	22.452	11	167	SMITH	56.690	56.690	0.000
12	119	HEALEY	34.240	158	KILLWORTH	22.456	12	93	BOTTO	56.728	56.728	0.000
13	167	SMITH	34.340	93	BOTTO	22.578	13	119	HEALEY	57.010	57.091	0.081
14	127	CHAM	34.418	3	ARBON	22.582	14	45	QUINCE	57.108	57.388	0.280
15	29	KILLWORTH	34.476	29	KILLWORTH	22.691	15	29	KILLWORTH	57.167	57.297	0.130
16	3	ARBON	34.641	119	HEALEY	22.770	16	3	ARBON	57.223	57.288	0.065
17	45	QUINCE	34.656	127	CHAM	22.952	17	127	CHAM	57.370	57.715	0.345
18	47	BOHANAN	35.506	191	GRACE	23.156	18	47	BOHANAN	58.709	58.861	0.152
19	81	MAY	35.810	116	FAITH	23.197	19	191	GRACE	59.038	59.270	0.232
20	191	GRACE	35.882	47	BOHANAN	23.203	20	116	FAITH	59.190	59.385	0.195
21	74	HICK	35.957	67	HARVEY	23.268	21	81	MAY	59.193	59.230	0.037
22	138	JARMIN	35.960	213	WRIGHT	23.338	22	67	HARVEY	59.312	59.814	0.502
23	116	FAITH	35.993	81	MAY	23.383	23	138	JARMIN	59.354	59.735	0.381
24	67	HARVEY	36.044	138	JARMIN	23.394	24	213	WRIGHT	59.467	59.589	0.122
25	213	WRIGHT	36.129	74	HICK	23.516	25	74	HICK	59.473	59.952	0.479
26	777	HIRST	36.911	10	LAURIE	24.187	26	10	LAURIE	1:01.146	1:01.192	0.046
27	10	LAURIE	36.959	777	HIRST	24.323	27	777	HIRST	1:01.234	1:01.234	0.000
28	42	GARD	37.459	42	GARD	24.434	28	42	GARD	1:01.893	1:01.989	0.096
29	38	MOSS	37.912	38	MOSS	24.763	29	38	MOSS	1:02.675	1:02.749	0.074
30	250	RICHARDSON	39.454	250	RICHARDSON	25.463	30	250	RICHARDSON	1:04.917	1:05.354	0.437
31	17	BUCHANAN	40.079	321	ZHURAVEL	25.507	31	17	BUCHANAN	1:06.180	1:06.482	0.302
32	321	ZHURAVEL	41.330	17	BUCHANAN	26.101	32	321	ZHURAVEL	1:06.837	1:06.874	0.037

BMCRC - MRO Championships 2023 - Rnd 1 @ Brands Hatch Indy

MRO Minitwins & BMCRC Rookie Minitwins

RACE 3 - STATISTICS

Competitors Started	32
Planned Start	2023-03-12 @ 11:00:00.000
Actual Start	2023-03-12 @ 10:52:53.600
Finish Time	2023-03-12 @ 11:03:12.409
Track Length	1.2079mi.
Total Laps	320
Total Distance Covered	386.5425mi.

Session Fastest Lap History

NO	CL	NAME	LAP TIME	TIME OF DAY	LAP	VEHICLE
58		Stacey KILLWORTH	56.661	10:54:52.200	2	Suzuki SV650
5		Barry MANTELL	55.915	10:54:53.019	2	Suzuki SV650 S
19		Kevin LILLEY	55.623	10:54:53.073	2	Suzuki SV650
19		Kevin LILLEY	55.284	10:55:48.357	3	Suzuki SV650
19		Kevin LILLEY	54.822	10:56:43.198	4	Suzuki SV650

Session Leader History

NO	CL	NAME	FROM LAP	LAPS LED	DISTANCE	VEHICLE
58		Stacey KILLWORTH	1	3	3.62 miles	Suzuki SV650
19		Kevin LILLEY	4	3	3.62 miles	Suzuki SV650
58		Stacey KILLWORTH	7	5	6.03 miles	Suzuki SV650

Flag History

TYPE	TIME OF DAY
GREEN	10:52:53.600
FINISH	11:03:12.409

Flag Statistics

TYPE	COUNT	TOTAL LAPS	TOTAL TIME
Green	1	11	11:28.272
Red	0	0	0.000
Safety Car	0	0	0.000
FCY	0	0	0.000

BMCRC - MRO Championships 2023 - Rnd 1 @ Brands Hatch Indy

MRO Minitwins & BMCRC Rookie Minitwins

RACE 3 - STATISTICS

CLASS :

17 Starters

Fastest Lap History

NO	NAME	LAP TIME	TIME OF DAY	LAP	VEHICLE
58	Stacey KILLWORTH	56.661	10:54:52.200	2	Suzuki SV650
5	Barry MANTELL	55.915	10:54:53.019	2	Suzuki SV650 S
19	Kevin LILLEY	55.623	10:54:53.073	2	Suzuki SV650
19	Kevin LILLEY	55.284	10:55:48.357	3	Suzuki SV650
19	Kevin LILLEY	54.822	10:56:43.198	4	Suzuki SV650

Leader History

NO	NAME	FROM LAP	LAPS LED	DISTANCE	VEHICLE
58	Stacey KILLWORTH	1	3	3.62 miles	Suzuki SV650
19	Kevin LILLEY	4	3	3.62 miles	Suzuki SV650
58	Stacey KILLWORTH	7	5	6.03 miles	Suzuki SV650

BMCRC - MRO Championships 2023 - Rnd 1 @ Brands Hatch Indy

MRO Minitwins & BMCRC Rookie Minitwins

RACE 3 - STATISTICS

CLASS : RMT

15 Starters

Fastest Lap History

NO	NAME	LAP TIME	TIME OF DAY	LAP	VEHICLE
72	Daniel BLACK	57.064	10:54:54.169	2	Suzuki SV650
72	Daniel BLACK	55.735	10:55:49.905	3	Suzuki SV650
72	Daniel BLACK	55.383	10:56:45.299	4	Suzuki SV650

Leader History

NO	NAME	FROM LAP	LAPS LED	DISTANCE	VEHICLE
72	Daniel BLACK	1	11	13.28 miles	Suzuki SV650

BMCRC - MRO Championships 2023 - Rnd 1 @ Brands Hatch Indy



MRO Minitwins & BMCRC Rookie Minitwins

RACE 14 - GRID (11 Laps)

ROW 12	36	27	Jack BETTIS	35	104	Jack GRIFFITHS	34	26	Piers DARBY	
ROW 11		33	910	Harry GOWER	32	321	Illia ZHURAVEL	31	17	Alex BUCHANAN
ROW 10		30	250	Adam RICHARDSON	29	38	Peter MOSS	28	42	Luke GARD
ROW 9		27	777	Richard HIRST	26	10	Ian LAURIE	25	74	Billy HICK
ROW 8		24	67	Simon HARVEY	23	138	Craig JARMIN	22	213	Paul WRIGHT
ROW 7		21	116	Gareth FAITH	20	191	Justin GRACE	19	81	Malvern MAY
ROW 6		18	47	Tristan BOHANAN	17	127	Matthew CHAM	16	45	Terence QUINCE
ROW 5		15	29	Hayden KILLWORTH	14	3	Oliver ARBON	13	119	Simon HEALEY
ROW 4		12	99	Lee ELLIS	11	93	Tony BOTTO	10	167	Terry SMITH
ROW 3		9	158	Jordan KILLWORTH	8	34	Andrew JOHNSON	7	15	James SVENSEN
ROW 2		6	21	Toby FINNIS	5	5	Barry MANTELL	4	72	Daniel BLACK
ROW 1		3	1	David TWYFORD	2	58	Stacey KILLWORTH	1	19	Kevin LILLEY
Pole										

Brands Hatch Indy: 1.2079 miles

These results are provisional until the conclusion of any judicial and technical matters.

Clerk Of Course :	Stewards :	Timekeeper : <i>Craig Smith</i>
-------------------	------------	------------------------------------

Results can be found at www.tsl-timing.com

Printed - 11:09 Sunday, 12 March 2023



BMCRC - MRO Championships 2023 - Rnd 1 @ Brands Hatch Indy



MRO Minitwins & BMCRC Rookie Minitwins

RACE 14 - CLASSIFICATION - AMENDED

POS	NO	CL	PIC NAME	ENTRY	LAPS	TIME	GAP	DIFF	MPH	BEST	ON
1	1		1 David TWYFORD	Suzuki SV650 - MHP, IMP Racing	10	9:02.399			80.17	53.005	3
2	19		2 Kevin LILLEY	Suzuki SV650 - Trafalgar Cleaning Eqpt. / Steve Jor	10	9:03.468	1.069	1.069	80.01	53.173	9
3	58		3 Stacey KILLWORTH	Suzuki SV650 - Greenplant/Everns	10	9:04.780	2.381	1.312	79.82	53.363	3
4	5		4 Barry MANTELL	Suzuki SV650 S - Swedish car connection	10	9:07.930	5.531	3.150	79.36	53.513	3
5	72		5 Daniel BLACK	Suzuki SV650 - DAD	10	9:13.237	10.838	5.307	78.60	54.189	8
6	21	RMT	1 Toby FINNIS	Suzuki SV650 - NOKA	10	9:14.281	11.882	1.044	78.45	54.268	3
7	99		6 Lee ELLIS	Suzuki SV650 - ATP Motorsport	10	9:19.265	16.866	4.984	77.75	54.571	3
8	34		7 Andrew JOHNSON	Suzuki SV650 - Rose & Charlie Racing	10	9:23.823	21.424	4.558	77.12	54.988	10
9	81		8 Malvern MAY	Suzuki SV650 - IMP racing	10	9:24.519	22.120	0.696	77.03	54.069	10
10	158		9 Jordan KILLWORTH	Suzuki SV 650 - BK Racing / Rabbit	10	9:24.975	22.576	0.456	76.96	55.122	9
11	45		10 Terence QUINCE	Suzuki SV650 - K&Q, HM Racing, Titan-x	10	9:27.186	24.787	2.211	76.66	55.041	10
12	3		11 Oliver ARBON	Suzuki SV650 - tt plumbing and heating	10	9:27.541	25.142	0.355	76.62	55.193	5
13	15	RMT	2 James SVENSEN	Suzuki SV650S -	10	9:27.623	25.224	0.082	76.61	55.365	9
14	119		12 Simon HEALEY	Suzuki SV650 - Popular Tyres Ltd / Pro Parts Ltd	10	9:33.089	30.690	5.466	75.88	56.160	2
15	29		13 Hayden KILLWORTH	Suzuki SV 650 - A&S Killworth / H11xy	10	9:36.946	34.547	3.857	75.37	56.271	3
16	167	RMT	3 Terry SMITH	Suzuki SV650 - IMP Racing	10	9:40.924	38.525	3.978	74.85	56.206	7
17	93		14 Tony BOTTO	Suzuki SV650 - TB Motorcycles	10	9:41.701	39.302	0.777	74.75	56.556	8
18	191		15 Justin GRACE	Suzuki SV650 - G-Race Motorsports	10	9:43.742	41.343	2.041	74.49	56.111	10
19	116		16 Gareth FAITH	Suzuki SV650 - Sitramoto	10	9:43.985	41.586	0.243	74.46	57.135	4
20	47		17 Tristan BOHANAN	Suzuki SV650 -	10	9:44.024	41.625	0.039	74.45	57.168	9
21	127	RMT	4 Matthew CHAM	Ducati MONSTER 696 -	10	9:45.329	42.930	1.305	74.29	57.351	4
22	74	RMT	5 Billy HICK	Suzuki SV650 -	9	9:04.484	1 Lap	1 Lap	71.87	58.570	9
23	26		18 Piers DARBY	Suzuki SV650 - Darby Racing	9	9:04.975	1 Lap	0.491	71.81	58.941	7
24	138		19 Craig JARMIN	Suzuki SV650 - SK PreP	9	9:05.987	1 Lap	1.012	71.68	58.836	2
25	213	RMT	6 Paul WRIGHT	Suzuki SV650 - Everquip	9	9:06.260	1 Lap	0.273	71.64	59.045	7
26	67	RMT	7 Simon HARVEY	Suzuki SV650 - Kids Inheritance (Sorry)	9	9:14.808	1 Lap	8.548	70.54	1:00.228	8
27	10	RMT	8 Ian LAURIE	Suzuki SV650 -	9	9:20.334	1 Lap	5.526	69.84	1:00.517	4
28	777	RMT	9 Richard HIRST	Suzuki SV650 - Northern garage conversion	9	9:23.250	1 Lap	2.916	69.48	1:00.217	9
29	104	RMT	10 Jack GRIFFITHS	Suzuki SV650 -	9	9:43.268	1 Lap	20.018	67.10	1:01.816	8
30	321	RMT	11 Illia ZHURAVEL	Suzuki SV650 -	9	9:48.957	1 Lap	5.689	66.45	1:03.093	9
31	250	RMT	12 Adam RICHARDSON	Suzuki SV650 - Everquip	9	9:53.646	1 Lap	4.689	65.92	1:04.597	6
32	17	RMT	13 Alex BUCHANAN	Suzuki SV650S -	8	9:10.760	2 Laps	1 Lap	63.16	1:06.701	6

NOT CLASSIFIED

DNF	42	RMT	Luke GARD	Suzuki SV650 -	6	6:33.777	4 Laps	2 Laps	66.25	1:03.155	6
-----	----	-----	-----------	----------------	---	----------	--------	--------	-------	----------	---

FASTEST LAP

1			David TWYFORD	Suzuki SV650 - MHP, IMP Racing	3	53.005			82.04 mph	132.03 kph	
21	RMT		Toby FINNIS	Suzuki SV650 - NOKA	3	54.268			80.13 mph	128.95 kph	

Change of class for No. 72

Class - 92.5% of Race Speed = 74.15 mph

Class RMT - 92.5% of Race Speed = 72.56 mph

Race Distance: 10 Laps / 12.07 miles

Brands Hatch Indy: 1.2079 miles

Date: 12/03/2023 Start: 14:30 Finish: 14:39

Weather / Track : Cloudy / Dry

These results are provisional until the conclusion of any judicial and technical matters.

Clerk Of Course :	Stewards :	Timekeeper : <i>Craig Smith</i>
-------------------	------------	------------------------------------

Results can be found at www.tsl-timing.com

Printed - 10:49 Wednesday, 15 March 2023



BMCR - MRO Championships 2023 - Rnd 1 @ Brands Hatch Indy

MRO Minitwins & BMCR Rookie Minitwins

RACE 14 - LAP CHART

LAP 1 @ 14:31:06.261			LAP 3 @ 14:32:53.091			LAP 5 @ 14:34:39.269			LAP 7 @ 14:36:27.265			LAP 9 @ 14:38:13.975		
NO	BEHIND	LAP TIME	NO	BEHIND	LAP TIME	NO	BEHIND	LAP TIME	NO	BEHIND	LAP TIME	NO	BEHIND	LAP TIME
19		59.687	1		53.005	1		53.083	1		53.618	1		53.329
1	0.212	59.899	19	0.879	53.634	19	2.079	53.695	777	1 Lap	1:01.771	19	1.942	53.173
58	0.668	1:00.355	58	1.195	53.363	58	2.392	53.828	19	2.211	53.498	58	2.673	53.571
5	0.722	1:00.409	5	1.475	53.513	5	3.166	54.168	58	2.376	53.404	5	5.397	55.077
72	1.365	1:01.052	72	3.738	54.565	21	7.548	55.030	5	2.950	53.747	72	9.796	55.511
21	2.008	1:01.695	21	4.289	54.268	45	12.994	55.816	21	9.638	55.651	99	12.663	56.005
99	2.763	1:02.450	99	5.885	54.571	72	7.959	55.535	72	9.796	55.511	42	1 Lap	1:03.155
15	2.942	1:02.629	45	7.448	55.472	17	1 Lap	1:08.669	42	1 Lap	1:03.155	104	1 Lap	1:04.117
45	3.146	1:02.833	158	9.039	55.934	99	9.801	55.032	104	1 Lap	1:04.117	250	1 Lap	1:04.597
158	3.780	1:03.467	119	9.635	56.262	45	12.994	55.816	250	1 Lap	1:04.597	321	1 Lap	1:03.948
119	4.043	1:03.730	81	9.804	55.464	34	13.110	54.997	34	16.378	54.990	34	16.378	54.990
34	4.154	1:03.841	3	10.035	55.939	15	13.852	55.778	158	17.149	55.380	158	17.149	55.380
3	4.556	1:04.243	29	11.273	56.271	158	13.906	55.380	45	17.987	56.845	45	17.987	56.845
29	5.024	1:04.711	127	13.618	57.656	81	14.293	55.611	3	18.124	55.600	3	18.124	55.600
81	5.119	1:04.806	47	13.640	57.516	3	15.063	55.193	15	18.424	56.086	15	18.424	56.086
127	5.317	1:05.004	167	13.772	57.362	119	16.077	56.284	81	18.464	56.568	81	18.464	56.568
47	5.407	1:05.094	93	14.149	57.398	29	18.116	56.706	119	21.720	56.536	119	21.720	56.536
167	5.642	1:05.329	116	14.895	57.321	47	22.576	57.785	29	23.586	56.513	29	23.586	56.513
93	6.209	1:05.896	191	15.193	56.964	47	22.658	57.660	167	28.282	56.206	167	28.282	56.206
116	6.515	1:06.202	138	19.310	59.525	167	22.745	57.655	93	30.120	57.348	93	30.120	57.348
191	6.877	1:06.564	74	22.481	59.892	93	23.135	57.517	127	30.721	58.533	127	30.721	58.533
138	7.779	1:07.466	26	22.717	59.654	116	23.424	57.572	116	30.828	57.726	116	30.828	57.726
10	8.480	1:08.167	10	24.248	1:01.981	191	23.668	57.099	47	31.341	58.683	47	31.341	58.683
213	8.744	1:08.431	67	25.217	1:00.648	138	32.717	59.908	191	31.448	58.052	191	31.448	58.052
74	8.774	1:08.461	777	29.725	1:01.929	74	35.293	59.177	17	1 Lap	1:06.701	17	1 Lap	1:06.701
26	9.741	1:09.428	250	35.326	1:04.922	213	35.659	59.455	138	44.833	1:00.270	138	44.833	1:00.270
67	10.208	1:09.895	42	35.468	1:04.501	26	35.914	59.187	74	45.013	58.949	74	45.013	58.949
250	12.518	1:12.205	104	38.631	1:03.192	10	40.085	1:01.498	213	45.949	59.045	213	45.949	59.045
777	13.128	1:12.815	321	38.903	1:03.665	67	40.319	1:00.910	67	53.298	1:00.514	67	53.298	1:00.514
42	13.466	1:13.153	17	46.270	1:08.553	777	47.355	1:01.676						
321	17.048	1:16.735												
104	17.161	1:16.848												
17	17.322	1:17.009												

LAP 2 @ 14:32:00.086			LAP 4 @ 14:33:46.186			LAP 6 @ 14:35:33.647			LAP 8 @ 14:37:20.646			LAP 10 @ 14:39:08.973		
NO	BEHIND	LAP TIME	NO	BEHIND	LAP TIME	NO	BEHIND	LAP TIME	NO	BEHIND	LAP TIME	NO	BEHIND	LAP TIME
1		53.613	1		53.095	1		54.378	1		53.381	1		54.998
19	0.250	54.075	19	1.467	53.683	19	2.331	54.630	19	2.098	53.268	19	1.069	54.125
58	0.837	53.994	58	1.647	53.547	58	2.590	54.576	10	1 Lap	1:01.771	74	1 Lap	58.570
5	0.967	54.070	5	2.081	53.701	5	2.821	54.033	10	1 Lap	1:01.771	58	2.381	54.706
72	2.178	54.638	72	5.507	54.864	72	7.903	54.322	58	2.431	53.436	26	1 Lap	59.164
21	3.026	54.843	21	5.601	54.407	42	1 Lap	1:03.926	5	3.649	54.080	138	1 Lap	1:00.343
99	4.319	55.381	99	7.852	55.062	1 Lap	1:04.834	250	1 Lap	1:03.200	138	1 Lap	1:00.343	
45	4.981	55.660	45	10.261	55.908	104	1 Lap	1:03.200	777	1 Lap	1:00.569	213	1 Lap	1:00.198
15	5.472	56.355	15	11.157	56.040	321	1 Lap	1:03.184	72	10.604	54.189	5	5.531	55.132
158	6.110	56.155	34	11.196	55.786	21	7.605	54.435	21	11.052	54.795	17	2 Laps	1:07.402
119	6.378	56.160	158	11.609	55.665	81	11.765	55.056	99	14.467	55.185	72	10.838	54.243
34	6.465	56.136	81	11.765	55.056	45	14.760	56.144	34	19.626	56.629	21	11.882	54.530
3	7.101	56.370	119	12.876	56.336	34	15.006	56.274	158	20.389	56.621	67	1 Lap	1:00.591
81	7.345	56.051	3	12.953	56.013	158	15.387	55.859	81	22.178	57.095	99	16.866	55.392
29	8.007	56.808	29	14.493	56.315	81	15.514	55.599	3	22.214	57.471	10	1 Lap	1:01.744
127	8.967	57.475	127	17.874	57.351	15	15.956	56.482						
47	9.129	57.547	47	18.081	57.536	3	16.142	55.457						
167	9.415	57.598	167	18.173	57.496	119	18.802	57.103						
93	9.756	57.372	93	18.701	57.647									
116	10.579	57.889	116	18.935	57.135									
191	11.234	58.182												
138	12.790	58.836												
213	15.041	1:00.122												
10	15.272	1:00.617												
74	15.594	1:00.645												
26	16.068	1:00.152												
67	17.574	1:01.191												

Weather / Track : Cloudy / Dry

Brands Hatch Indy: 1.2079 miles
Date: 12/03/2023 Start: 14:30 Finish: 14:39

BMCRC - MRO Championships 2023 - Rnd 1 @ Brands Hatch Indy

MRO Minitwins & BMCRC Rookie Minitwins

RACE 14 - LAP CHART

777	1 Lap	1:00.217
34	21.424	54.988
81	22.120	54.069
158	22.576	55.392
45	24.787	55.041
3	25.142	55.428
15	25.224	55.410
119	30.690	56.799
29	34.547	57.829
167	38.525	56.960
93	39.302	57.394
104	1 Lap	1:02.671
191	41.343	56.111
116	41.586	57.217
47	41.625	57.348
127	42.930	57.799
321	1 Lap	1:03.093
250	1 Lap	1:05.209

BMCRC - MRO Championships 2023 - Rnd 1 @ Brands Hatch Indy

MRO Minitwins & BMCRC Rookie Minitwins

RACE 14 - POSITION CHART

No	Name	Lap Pos	1	2	3	4	5	6	7	8	9	10
			19	LILLEY	1	19	1	1	1	1	1	1
58	KILLWORTH	2	1	19	19	19	19	19	19	19	19	19
1	TWYFORD	3	58	58	58	58	58	58	58	58	58	58
72	BLACK	4	5	5	5	5	5	5	5	5	5	5
5	MANTELL	5	72	72	72	72	21	21	21	72	72	72
21	FINNIS	6	21	21	21	21	72	72	72	21	21	21
15	SVENSEN	7	99	99	99	99	99	99	99	99	99	99
34	JOHNSON	8	15	45	45	45	45	45	34	34	34	34
158	KILLWORTH	9	45	15	15	15	34	34	158	158	158	81
167	SMITH	10	158	158	34	34	15	158	45	81	81	158
93	BOTTO	11	119	119	158	158	158	81	3	3	3	45
99	ELLIS	12	34	34	119	81	81	15	15	45	45	3
119	HEALEY	13	3	3	81	119	3	3	81	15	15	15
3	ARBON	14	29	81	3	3	119	119	119	119	119	119
29	KILLWORTH	15	81	29	29	29	29	29	29	29	29	29
45	QUINCE	16	127	127	127	127	127	167	167	167	167	167
127	CHAM	17	47	47	47	47	47	127	93	93	93	93
47	BOHANAN	18	167	167	167	167	167	47	127	127	47	191
81	MAY	19	93	93	93	93	93	93	116	116	116	116
191	GRACE	20	116	116	116	116	116	116	47	47	127	47
116	FAITH	21	191	191	191	191	191	191	191	191	191	127
213	WRIGHT	22	138	138	138	138	138	138	138	138	74	
138	JARMIN	23	10	213	213	74	74	74	74	26	26	
67	HARVEY	24	213	10	74	213	213	213	213	74	138	
74	HICK	25	74	74	26	26	26	26	26	213	213	
10	LAURIE	26	26	26	10	10	10	67	67	67	67	
777	HIRST	27	67	67	67	67	67	10	10	10	10	
42	GARD	28	250	777	777	777	777	777	777	777	777	
250	RICHARDSON	29	777	250	250	250	42	42	104	104	104	
17	BUCHANAN	30	42	42	42	42	250	104	321	321	321	
321	ZHURAVEL	31	321	321	104	104	104	250	250	250	250	
26	DARBY	32	104	104	321	321	321	321	17	17		
104	GRIFFITHS	33	17	17	17	17	17	17				

BMCRC - MRO Championships 2023 - Rnd 1 @ Brands Hatch Indy

MRO Minitwins & BMCRC Rookie Minitwins

RACE 14 - SECTOR ANALYSIS



SECTOR 1 = FL to I1, SECTOR 2 = I1 to FL, DIFF = Difference To Personal Best Lap, P = Crossed Finish Line in Pit Lane, D = Time Disallowed

P1		1		David TWYFORD		Suzuki SV650 - MHP, IMP Racing	
IDEAL LAP TIME : 52.835		BEST LAP TIME : 53.005		DIFFERENCE : 0.170			
LAP	SECTOR 1	SECTOR 2	LAP TIME	MPH	DIFF	TIME OF DAY	
1 -		21.725	59.899	72.59	6.894	14:31:06.473	
2 -	32.135	21.478	53.613	81.11	0.608	14:32:00.086	
3 -	31.773	21.232	53.005 (1)	82.04		14:32:53.091	
4 -	31.855	21.240	53.095 (3)	81.90	0.090	14:33:46.186	
5 -	31.779	21.304	53.083 (2)	81.92	0.078	14:34:39.269	
6 -	32.830	21.548	54.378	79.96	1.373	14:35:33.647	
7 -	31.803	21.815	53.618	81.10	0.613	14:36:27.265	
8 -	31.603	21.778	53.381	81.46	0.376	14:37:20.646	
9 -	32.032	21.297	53.329	81.54	0.324	14:38:13.975	
10 -	33.537	21.461	54.998	79.06	1.993	14:39:08.973	

P2		19		Kevin LILLEY		Suzuki SV650 - Trafalgar Cleaning Eqpt. / Steve Jordan Motorcy	
IDEAL LAP TIME : 53.173		BEST LAP TIME : 53.173		DIFFERENCE : 0.000			
LAP	SECTOR 1	SECTOR 2	LAP TIME	MPH	DIFF	TIME OF DAY	
1 -		21.741	59.687	72.85	6.514	14:31:06.261	
2 -	32.478	21.597	54.075	80.41	0.902	14:32:00.336	
3 -	32.163	21.471	53.634	81.07	0.461	14:32:53.970	
4 -	32.089	21.594	53.683	81.00	0.510	14:33:47.653	
5 -	32.187	21.508	53.695	80.98	0.522	14:34:41.348	
6 -	32.435	22.195	54.630	79.60	1.457	14:35:35.978	
7 -	32.125	21.373	53.498 (3)	81.28	0.325	14:36:29.476	
8 -	31.882	21.386	53.268 (2)	81.63	0.095	14:37:22.744	
9 -	31.874	21.299	53.173 (1)	81.78		14:38:15.917	
10 -	32.647	21.478	54.125	80.34	0.952	14:39:10.042	

P3		58		Stacey KILLWORTH		Suzuki SV650 - Greenplant/Everns	
IDEAL LAP TIME : 52.942		BEST LAP TIME : 53.363		DIFFERENCE : 0.421			
LAP	SECTOR 1	SECTOR 2	LAP TIME	MPH	DIFF	TIME OF DAY	
1 -		22.085	1:00.355	72.05	6.992	14:31:06.929	
2 -	31.988	22.006	53.994	80.53	0.631	14:32:00.923	
3 -	31.668	21.695	53.363 (1)	81.49		14:32:54.286	
4 -	32.000	21.547	53.547	81.21	0.184	14:33:47.833	
5 -	32.176	21.652	53.828	80.78	0.465	14:34:41.661	
6 -	32.287	22.289	54.576	79.67	1.213	14:35:36.237	
7 -	31.974	21.430	53.404 (2)	81.42	0.041	14:36:29.641	
8 -	31.879	21.557	53.436 (3)	81.37	0.073	14:37:23.077	
9 -	32.297	21.274	53.571	81.17	0.208	14:38:16.648	
10 -	32.467	22.239	54.706	79.49	1.343	14:39:11.354	

P4		5		Barry MANTELL		Suzuki SV650 S - Swedish car connection	
IDEAL LAP TIME : 53.513		BEST LAP TIME : 53.513		DIFFERENCE : 0.000			
LAP	SECTOR 1	SECTOR 2	LAP TIME	MPH	DIFF	TIME OF DAY	
1 -		21.888	1:00.409	71.98	6.896	14:31:06.983	
2 -	32.566	21.504	54.070	80.42	0.557	14:32:01.053	
3 -	32.041	21.472	53.513 (1)	81.26		14:32:54.566	
4 -	32.066	21.635	53.701 (2)	80.97	0.188	14:33:48.267	
5 -	32.505	21.663	54.168	80.27	0.655	14:34:42.435	
6 -	32.123	21.910	54.033	80.48	0.520	14:35:36.468	
7 -	32.176	21.571	53.747 (3)	80.90	0.234	14:36:30.215	
8 -	32.298	21.782	54.080	80.41	0.567	14:37:24.295	
9 -	32.761	22.316	55.077	78.95	1.564	14:38:19.372	
10 -	32.703	22.429	55.132	78.87	1.619	14:39:14.504	

BMCRC - MRO Championships 2023 - Rnd 1 @ Brands Hatch Indy

MRO Minitwins & BMCRC Rookie Minitwins

RACE 14 - SECTOR ANALYSIS



SECTOR 1 = FL to I1, SECTOR 2 = I1 to FL, DIFF = Difference To Personal Best Lap, P = Crossed Finish Line in Pit Lane, D = Time Disallowed

P5		72 RMT		Daniel BLACK		Suzuki SV650 - DAD	
IDEAL LAP TIME : 53.640		BEST LAP TIME : 54.189		DIFFERENCE : 0.549			
LAP	SECTOR 1	SECTOR 2	LAP TIME	MPH	DIFF	TIME OF DAY	
1 -		22.177	1:01.052	71.22	6.863	14:31:07.626	
2 -	32.802	21.836	54.638	79.58	0.449	14:32:02.264	
3 -	32.567	21.998	54.565	79.69	0.376	14:32:56.829	
4 -	32.947	21.917	54.864	79.26	0.675	14:33:51.693	
5 -	33.329	22.206	55.535	78.30	1.346	14:34:47.228	
6 -	32.701	21.621	54.322	80.05	0.133	14:35:41.550	
7 -	33.469	22.042	55.511	78.33	1.322	14:36:37.061	
8 -	32.635	21.554	54.189 (1)	80.24		14:37:31.250	
9 -	32.739	21.579	54.318 (3)	80.05	0.129	14:38:25.568	
10 -	32.086	22.157	54.243 (2)	80.16	0.054	14:39:19.811	

P6		21 RMT		Toby FINNIS		Suzuki SV650 - NOKA	
IDEAL LAP TIME : 54.020		BEST LAP TIME : 54.268		DIFFERENCE : 0.248			
LAP	SECTOR 1	SECTOR 2	LAP TIME	MPH	DIFF	TIME OF DAY	
1 -		21.825	1:01.695	70.48	7.427	14:31:08.269	
2 -	32.791	22.052	54.843	79.29	0.575	14:32:03.112	
3 -	32.404	21.864	54.268 (1)	80.13		14:32:57.380	
4 -	32.595	21.812	54.407 (2)	79.92	0.139	14:33:51.787	
5 -	32.848	22.182	55.030	79.02	0.762	14:34:46.817	
6 -	32.736	21.699	54.435 (3)	79.88	0.167	14:35:41.252	
7 -	33.676	21.975	55.651	78.14	1.383	14:36:36.903	
8 -	32.775	22.020	54.795	79.36	0.527	14:37:31.698	
9 -	32.924	21.703	54.627	79.60	0.359	14:38:26.325	
10 -	32.914	21.616	54.530	79.74	0.262	14:39:20.855	

P7		99		Lee ELLIS		Suzuki SV650 - ATP Motorsport	
IDEAL LAP TIME : 54.536		BEST LAP TIME : 54.571		DIFFERENCE : 0.035			
LAP	SECTOR 1	SECTOR 2	LAP TIME	MPH	DIFF	TIME OF DAY	
1 -		22.258	1:02.450	69.63	7.879	14:31:09.024	
2 -	33.194	22.187	55.381	78.52	0.810	14:32:04.405	
3 -	32.622	21.949	54.571 (1)	79.68		14:32:58.976	
4 -	33.103	21.959	55.062	78.97	0.491	14:33:54.038	
5 -	33.092	21.940	55.032 (3)	79.01	0.461	14:34:49.070	
6 -	32.935	21.918	54.853 (2)	79.27	0.282	14:35:43.923	
7 -	33.549	22.456	56.005	77.64	1.434	14:36:39.928	
8 -	33.222	21.963	55.185	78.80	0.614	14:37:35.113	
9 -	33.420	21.914	55.334	78.58	0.763	14:38:30.447	
10 -	33.107	22.285	55.392	78.50	0.821	14:39:25.839	

P8		34		Andrew JOHNSON		Suzuki SV650 - Rose & Charlie Racing	
IDEAL LAP TIME : 54.767		BEST LAP TIME : 54.988		DIFFERENCE : 0.221			
LAP	SECTOR 1	SECTOR 2	LAP TIME	MPH	DIFF	TIME OF DAY	
1 -		22.876	1:03.841	68.11	8.853	14:31:10.415	
2 -	34.061	22.075	56.136	77.46	1.148	14:32:06.551	
3 -	33.229	21.816	55.045	79.00	0.057	14:33:01.596	
4 -	33.425	22.361	55.786	77.95	0.798	14:33:57.382	
5 -	32.951	22.046	54.997 (3)	79.06	0.009	14:34:52.379	
6 -	34.053	22.221	56.274	77.27	1.286	14:35:48.653	
7 -	33.034	21.956	54.990 (2)	79.07	0.002	14:36:43.643	
8 -	34.737	21.892	56.629	76.79	1.641	14:37:40.272	
9 -	33.155	21.982	55.137	78.86	0.149	14:38:35.409	
10 -	33.070	21.918	54.988 (1)	79.08		14:39:30.397	

BMCRC - MRO Championships 2023 - Rnd 1 @ Brands Hatch Indy

MRO Minitwins & BMCRC Rookie Minitwins

RACE 14 - SECTOR ANALYSIS



SECTOR 1 = FL to I1, SECTOR 2 = I1 to FL, DIFF = Difference To Personal Best Lap, P = Crossed Finish Line in Pit Lane, D = Time Disallowed

P9 81		Malvern MAY		Suzuki SV650 - IMP racing		
IDEAL LAP TIME : 53.905		BEST LAP TIME : 54.069		DIFFERENCE : 0.164		
LAP	SECTOR 1	SECTOR 2	LAP TIME	MPH	DIFF	TIME OF DAY
1 -		23.050	1:04.806	67.10	10.737	14:31:11.380
2 -	34.038	22.013	56.051	77.58	1.982	14:32:07.431
3 -	33.046	22.418	55.464	78.40	1.395	14:33:02.895
4 -	33.222	21.834	55.056 (3)	78.98	0.987	14:33:57.951
5 -	33.305	22.306	55.611	78.19	1.542	14:34:53.562
6 -	33.407	22.192	55.599	78.21	1.530	14:35:49.161
7 -	34.106	22.462	56.568	76.87	2.499	14:36:45.729
8 -	34.110	22.985	57.095	76.16	3.026	14:37:42.824
9 -	32.767	21.433	54.200 (2)	80.23	0.131	14:38:37.024
10 -	32.472	21.597	54.069 (1)	80.42		14:39:31.093

P10 158		Jordan KILLWORTH		Suzuki SV 650 - BK Racing / Rabbit		
IDEAL LAP TIME : 55.083		BEST LAP TIME : 55.122		DIFFERENCE : 0.039		
LAP	SECTOR 1	SECTOR 2	LAP TIME	MPH	DIFF	TIME OF DAY
1 -		22.762	1:03.467	68.51	8.345	14:31:10.041
2 -	33.732	22.423	56.155	77.43	1.033	14:32:06.196
3 -	33.581	22.353	55.934	77.74	0.812	14:33:02.130
4 -	33.471	22.194	55.665	78.12	0.543	14:33:57.795
5 -	33.191	22.189	55.380 (2)	78.52	0.258	14:34:53.175
6 -	33.723	22.136	55.859	77.84	0.737	14:35:49.034
7 -	33.281	22.099	55.380 (2)	78.52	0.258	14:36:44.414
8 -	34.324	22.297	56.621	76.80	1.499	14:37:41.035
9 -	33.094	22.028	55.122 (1)	78.89		14:38:36.157
10 -	33.403	21.989	55.392	78.50	0.270	14:39:31.549

P11 45		Terence QUINCE		Suzuki SV650 - K&Q, HM Racing, Titan-x		
IDEAL LAP TIME : 55.041		BEST LAP TIME : 55.041		DIFFERENCE : 0.000		
LAP	SECTOR 1	SECTOR 2	LAP TIME	MPH	DIFF	TIME OF DAY
1 -		22.266	1:02.833	69.20	7.792	14:31:09.407
2 -	33.663	21.997	55.660	78.12	0.619	14:32:05.067
3 -	33.310	22.162	55.472 (2)	78.39	0.431	14:33:00.539
4 -	33.756	22.152	55.908	77.78	0.867	14:33:56.447
5 -	33.661	22.155	55.816	77.90	0.775	14:34:52.263
6 -	33.995	22.149	56.144	77.45	1.103	14:35:48.407
7 -	34.427	22.418	56.845	76.49	1.804	14:36:45.252
8 -	34.231	23.584	57.815	75.21	2.774	14:37:43.067
9 -	33.523	22.129	55.652 (3)	78.13	0.611	14:38:38.719
10 -	33.060	21.981	55.041 (1)	79.00		14:39:33.760

P12 3		Oliver ARBON		Suzuki SV650 - tt plumbing and heating		
IDEAL LAP TIME : 55.106		BEST LAP TIME : 55.193		DIFFERENCE : 0.087		
LAP	SECTOR 1	SECTOR 2	LAP TIME	MPH	DIFF	TIME OF DAY
1 -		23.004	1:04.243	67.68	9.050	14:31:10.817
2 -	34.109	22.261	56.370	77.14	1.177	14:32:07.187
3 -	33.741	22.198	55.939	77.73	0.746	14:33:03.126
4 -	34.022	21.991	56.013	77.63	0.820	14:33:59.139
5 -	33.309	21.884	55.193 (1)	78.78		14:34:54.332
6 -	33.439	22.018	55.457 (3)	78.41	0.264	14:35:49.789
7 -	33.222	22.378	55.600	78.21	0.407	14:36:45.389
8 -	34.214	23.257	57.471	75.66	2.278	14:37:42.860
9 -	33.421	22.406	55.827	77.89	0.634	14:38:38.687
10 -	33.287	22.141	55.428 (2)	78.45	0.235	14:39:34.115

BMCRC - MRO Championships 2023 - Rnd 1 @ Brands Hatch Indy

MRO Minitwins & BMCRC Rookie Minitwins

RACE 14 - SECTOR ANALYSIS



SECTOR 1 = FL to I1, SECTOR 2 = I1 to FL, DIFF = Difference To Personal Best Lap, P = Crossed Finish Line in Pit Lane, D = Time Disallowed

P13 15 RMT James SVENSEN			Suzuki SV650S -			
IDEAL LAP TIME : 55.075		BEST LAP TIME : 55.365		DIFFERENCE : 0.290		
LAP	SECTOR 1	SECTOR 2	LAP TIME	MPH	DIFF	TIME OF DAY
1 -		22.316	1:02.629	69.43	7.264	14:31:09.203
2 -	33.978	22.377	56.355	77.16	0.990	14:32:05.558
3 -	33.493	22.252	55.745 (3)	78.00	0.380	14:33:01.303
4 -	33.675	22.365	56.040	77.59	0.675	14:33:57.343
5 -	33.712	22.066	55.778	77.96	0.413	14:34:53.121
6 -	34.195	22.287	56.482	76.99	1.117	14:35:49.603
7 -	33.691	22.395	56.086	77.53	0.721	14:36:45.689
8 -	34.380	23.353	57.733	75.32	2.368	14:37:43.422
9 -	33.644	21.721	55.365 (1)	78.54		14:38:38.787
10 -	33.354	22.056	55.410 (2)	78.48	0.045	14:39:34.197

P14 119 Simon HEALEY			Suzuki SV650 - Popular Tyres Ltd / Pro Parts Ltd			
IDEAL LAP TIME : 55.907		BEST LAP TIME : 56.160		DIFFERENCE : 0.253		
LAP	SECTOR 1	SECTOR 2	LAP TIME	MPH	DIFF	TIME OF DAY
1 -		22.911	1:03.730	68.23	7.570	14:31:10.304
2 -	33.577	22.583	56.160 (1)	77.43		14:32:06.464
3 -	33.844	22.418	56.262 (2)	77.29	0.102	14:33:02.726
4 -	34.006	22.330	56.336	77.19	0.176	14:33:59.062
5 -	33.905	22.379	56.284 (3)	77.26	0.124	14:34:55.346
6 -	33.994	23.109	57.103	76.15	0.943	14:35:52.449
7 -	33.909	22.627	56.536	76.91	0.376	14:36:48.985
8 -	34.223	23.137	57.360	75.81	1.200	14:37:46.345
9 -	33.871	22.648	56.519	76.94	0.359	14:38:42.864
10 -	34.033	22.766	56.799	76.56	0.639	14:39:39.663

P15 29 Hayden KILLWORTH			Suzuki SV 650 - A&S Killworth / H11xy			
IDEAL LAP TIME : 56.250		BEST LAP TIME : 56.271		DIFFERENCE : 0.021		
LAP	SECTOR 1	SECTOR 2	LAP TIME	MPH	DIFF	TIME OF DAY
1 -		23.142	1:04.711	67.20	8.440	14:31:11.285
2 -	34.141	22.667	56.808	76.54	0.537	14:32:08.093
3 -	33.682	22.589	56.271 (1)	77.27		14:33:04.364
4 -	33.747	22.568	56.315 (2)	77.21	0.044	14:34:00.679
5 -	34.075	22.631	56.706	76.68	0.435	14:34:57.385
6 -	33.956	22.997	56.953	76.35	0.682	14:35:54.338
7 -	33.876	22.637	56.513 (3)	76.94	0.242	14:36:50.851
8 -	34.046	23.487	57.533	75.58	1.262	14:37:48.384
9 -	34.361	22.946	57.307	75.88	1.036	14:38:45.691
10 -	34.645	23.184	57.829	75.19	1.558	14:39:43.520

P16 167 RMT Terry SMITH			Suzuki SV650 - IMP Racing			
IDEAL LAP TIME : 56.206		BEST LAP TIME : 56.206		DIFFERENCE : 0.000		
LAP	SECTOR 1	SECTOR 2	LAP TIME	MPH	DIFF	TIME OF DAY
1 -		23.000	1:05.329	66.56	9.123	14:31:11.903
2 -	34.900	22.698	57.598	75.49	1.392	14:32:09.501
3 -	34.673	22.689	57.362	75.80	1.156	14:33:06.863
4 -	34.860	22.636	57.496	75.63	1.290	14:34:04.359
5 -	34.768	22.887	57.655	75.42	1.449	14:35:02.014
6 -	34.608	22.719	57.327	75.85	1.121	14:35:59.341
7 -	33.939	22.267	56.206 (1)	77.36		14:36:55.547
8 -	34.080	22.564	56.644 (2)	76.77	0.438	14:37:52.191
9 -	35.346	23.001	58.347	74.53	2.141	14:38:50.538
10 -	34.617	22.343	56.960 (3)	76.34	0.754	14:39:47.498

BMCRC - MRO Championships 2023 - Rnd 1 @ Brands Hatch Indy

MRO Minitwins & BMCRC Rookie Minitwins

RACE 14 - SECTOR ANALYSIS



SECTOR 1 = FL to I1, SECTOR 2 = I1 to FL, DIFF = Difference To Personal Best Lap, P = Crossed Finish Line in Pit Lane, D = Time Disallowed

P17 93		Tony BOTTO		Suzuki SV650 - TB Motorcycles		
IDEAL LAP TIME : 56.505		BEST LAP TIME : 56.556		DIFFERENCE : 0.051		
LAP	SECTOR 1	SECTOR 2	LAP TIME	MPH	DIFF	TIME OF DAY
1 -		22.936	1:05.896	65.99	9.340	14:31:12.470
2 -	34.723	22.649	57.372	75.79	0.816	14:32:09.842
3 -	34.964	22.434	57.398	75.76	0.842	14:33:07.240
4 -	34.668	22.979	57.647	75.43	1.091	14:34:04.887
5 -	34.565	22.952	57.517	75.60	0.961	14:35:02.404
6 -	34.736	22.897	57.633	75.45	1.077	14:36:00.037
7 -	34.881	22.467	57.348 (3)	75.82	0.792	14:36:57.385
8 -	34.071	22.485	56.556 (1)	76.89		14:37:53.941
9 -	34.360	22.580	56.940 (2)	76.37	0.384	14:38:50.881
10 -	34.290	23.104	57.394	75.76	0.838	14:39:48.275

P18 191		Justin GRACE		Suzuki SV650 - G-Race Motorsports		
IDEAL LAP TIME : 56.111		BEST LAP TIME : 56.111		DIFFERENCE : 0.000		
LAP	SECTOR 1	SECTOR 2	LAP TIME	MPH	DIFF	TIME OF DAY
1 -		23.153	1:06.564	65.32	10.453	14:31:13.138
2 -	35.256	22.926	58.182	74.74	2.071	14:32:11.320
3 -	34.591	22.373	56.964 (2)	76.33	0.853	14:33:08.284
4 -	35.186	22.368	57.554	75.55	1.443	14:34:05.838
5 -	34.622	22.477	57.099 (3)	76.15	0.988	14:35:02.937
6 -	34.989	22.735	57.724	75.33	1.613	14:36:00.661
7 -	34.900	23.152	58.052	74.90	1.941	14:36:58.713
8 -	34.457	23.029	57.486	75.64	1.375	14:37:56.199
9 -	34.674	23.332	58.006	74.96	1.895	14:38:54.205
10 -	33.780	22.331	56.111 (1)	77.50		14:39:50.316

P19 116		Gareth FAITH		Suzuki SV650 - Sitramoto		
IDEAL LAP TIME : 56.590		BEST LAP TIME : 57.135		DIFFERENCE : 0.545		
LAP	SECTOR 1	SECTOR 2	LAP TIME	MPH	DIFF	TIME OF DAY
1 -		23.559	1:06.202	65.68	9.067	14:31:12.776
2 -	34.990	22.899	57.889	75.11	0.754	14:32:10.665
3 -	34.602	22.719	57.321 (3)	75.86	0.186	14:33:07.986
4 -	34.848	22.287	57.135 (1)	76.11		14:34:05.121
5 -	34.816	22.756	57.572	75.53	0.437	14:35:02.693
6 -	34.880	22.794	57.674	75.39	0.539	14:36:00.367
7 -	34.796	22.930	57.726	75.33	0.591	14:36:58.093
8 -	34.461	23.303	57.764	75.28	0.629	14:37:55.857
9 -	34.546	22.939	57.485	75.64	0.350	14:38:53.342
10 -	34.303	22.914	57.217 (2)	76.00	0.082	14:39:50.559

P20 47		Tristan BOHANAN		Suzuki SV650 -		
IDEAL LAP TIME : 56.950		BEST LAP TIME : 57.168		DIFFERENCE : 0.218		
LAP	SECTOR 1	SECTOR 2	LAP TIME	MPH	DIFF	TIME OF DAY
1 -		23.043	1:05.094	66.80	7.926	14:31:11.668
2 -	34.700	22.847	57.547	75.56	0.379	14:32:09.215
3 -	34.638	22.878	57.516	75.60	0.348	14:33:06.731
4 -	34.813	22.723	57.536	75.58	0.368	14:34:04.267
5 -	34.704	22.956	57.660	75.41	0.492	14:35:01.927
6 -	34.991	23.005	57.996	74.98	0.828	14:35:59.923
7 -	35.526	23.157	58.683	74.10	1.515	14:36:58.606
8 -	34.421	23.055	57.476 (3)	75.65	0.308	14:37:56.082
9 -	34.227	22.941	57.168 (1)	76.06		14:38:53.250
10 -	34.288	23.060	57.348 (2)	75.82	0.180	14:39:50.598

BMCRC - MRO Championships 2023 - Rnd 1 @ Brands Hatch Indy

MRO Minitwins & BMCRC Rookie Minitwins

RACE 14 - SECTOR ANALYSIS



SECTOR 1 = FL to I1, SECTOR 2 = I1 to FL, DIFF = Difference To Personal Best Lap, P = Crossed Finish Line in Pit Lane, D = Time Disallowed

P21 127 RMT Matthew CHAM			Ducati MONSTER 696 -			
IDEAL LAP TIME : 57.240		BEST LAP TIME : 57.351		DIFFERENCE : 0.111		
LAP	SECTOR 1	SECTOR 2	LAP TIME	MPH	DIFF	TIME OF DAY
1 -		23.744	1:05.004	66.89	7.653	14:31:11.578
2 -	34.664	22.811	57.475 (2)	75.66	0.124	14:32:09.053
3 -	34.667	22.989	57.656	75.42	0.305	14:33:06.709
4 -	34.439	22.912	57.351 (1)	75.82		14:34:04.060
5 -	34.728	23.057	57.785	75.25	0.434	14:35:01.845
6 -	34.706	22.902	57.608 (3)	75.48	0.257	14:35:59.453
7 -	35.732	22.801	58.533	74.29	1.182	14:36:57.986
8 -	34.488	23.251	57.739	75.31	0.388	14:37:55.725
9 -	34.849	23.530	58.379	74.48	1.028	14:38:54.104
10 -	34.845	22.954	57.799	75.23	0.448	14:39:51.903

P22 74 RMT Billy HICK			Suzuki SV650 -			
IDEAL LAP TIME : 58.381		BEST LAP TIME : 58.570		DIFFERENCE : 0.189		
LAP	SECTOR 1	SECTOR 2	LAP TIME	MPH	DIFF	TIME OF DAY
1 -		23.941	1:08.461	63.51	9.891	14:31:15.035
2 -	36.871	23.774	1:00.645	71.70	2.075	14:32:15.680
3 -	35.840	24.052	59.892	72.60	1.322	14:33:15.572
4 -	36.119	23.694	59.813	72.70	1.243	14:34:15.385
5 -	35.465	23.712	59.177	73.48	0.607	14:35:14.562
6 -	35.560	23.207	58.767 (2)	73.99	0.197	14:36:13.329
7 -	35.174	23.775	58.949 (3)	73.76	0.379	14:37:12.278
8 -	36.430	23.780	1:00.210	72.22	1.640	14:38:12.488
9 -	35.336	23.234	58.570 (1)	74.24		14:39:11.058

P23 26 Piers DARBY			Suzuki SV650 - Darby Racing			
IDEAL LAP TIME : 58.557		BEST LAP TIME : 58.941		DIFFERENCE : 0.384		
LAP	SECTOR 1	SECTOR 2	LAP TIME	MPH	DIFF	TIME OF DAY
1 -		24.188	1:09.428	62.63	10.487	14:31:16.002
2 -	36.527	23.625	1:00.152	72.29	1.211	14:32:16.154
3 -	36.103	23.551	59.654	72.89	0.713	14:33:15.808
4 -	36.296	23.892	1:00.188	72.25	1.247	14:34:15.996
5 -	35.781	23.406	59.187	73.47	0.246	14:35:15.183
6 -	36.025	23.146	59.171	73.49	0.230	14:36:14.354
7 -	35.872	23.069	58.941 (1)	73.77		14:37:13.295
8 -	35.620	23.470	59.090 (2)	73.59	0.149	14:38:12.385
9 -	36.227	22.937	59.164 (3)	73.50	0.223	14:39:11.549

P24 138 Craig JARMIN			Suzuki SV650 - SK PreP			
IDEAL LAP TIME : 58.836		BEST LAP TIME : 58.836		DIFFERENCE : 0.000		
LAP	SECTOR 1	SECTOR 2	LAP TIME	MPH	DIFF	TIME OF DAY
1 -		23.641	1:07.466	64.45	8.630	14:31:14.040
2 -	35.253	23.583	58.836 (1)	73.91		14:32:12.876
3 -	35.851	23.674	59.525 (2)	73.05	0.689	14:33:12.401
4 -	35.965	23.712	59.677 (3)	72.86	0.841	14:34:12.078
5 -	36.161	23.747	59.908	72.58	1.072	14:35:11.986
6 -	36.082	23.760	59.842	72.66	1.006	14:36:11.828
7 -	36.319	23.951	1:00.270	72.15	1.434	14:37:12.098
8 -	36.402	23.718	1:00.120	72.33	1.284	14:38:12.218
9 -	36.470	23.873	1:00.343	72.06	1.507	14:39:12.561

BMCRC - MRO Championships 2023 - Rnd 1 @ Brands Hatch Indy

MRO Minitwins & BMCRC Rookie Minitwins

RACE 14 - SECTOR ANALYSIS



SECTOR 1 = FL to I1, SECTOR 2 = I1 to FL, DIFF = Difference To Personal Best Lap, P = Crossed Finish Line in Pit Lane, D = Time Disallowed

P25 213 RMT Paul WRIGHT			Suzuki SV650 - Everquip			
IDEAL LAP TIME : 59.045		BEST LAP TIME : 59.045		DIFFERENCE : 0.000		
LAP	SECTOR 1	SECTOR 2	LAP TIME	MPH	DIFF	TIME OF DAY
1 -		23.851	1:08.431	63.54	9.386	14:31:15.005
2 -	36.438	23.684	1:00.122	72.32	1.077	14:32:15.127
3 -	36.253	23.775	1:00.028	72.44	0.983	14:33:15.155
4 -	36.536	23.782	1:00.318	72.09	1.273	14:34:15.473
5 -	35.937	23.518	59.455	73.14	0.410	14:35:14.928
6 -	35.883	23.358	59.241 (2)	73.40	0.196	14:36:14.169
7 -	35.832	23.213	59.045 (1)	73.64		14:37:13.214
8 -	36.169	23.253	59.422 (3)	73.18	0.377	14:38:12.636
9 -	36.632	23.566	1:00.198	72.23	1.153	14:39:12.834

P26 67 RMT Simon HARVEY			Suzuki SV650 - Kids Inheritance (Sorry)			
IDEAL LAP TIME : 59.804		BEST LAP TIME : 1:00.228		DIFFERENCE : 0.424		
LAP	SECTOR 1	SECTOR 2	LAP TIME	MPH	DIFF	TIME OF DAY
1 -		24.519	1:09.895	62.21	9.667	14:31:16.469
2 -	37.214	23.977	1:01.191	71.06	0.963	14:32:17.660
3 -	36.631	24.017	1:00.648	71.70	0.420	14:33:18.308
4 -	36.803	23.567	1:00.370 (2)	72.03	0.142	14:34:18.678
5 -	36.795	24.115	1:00.910	71.39	0.682	14:35:19.588
6 -	36.492	23.969	1:00.461 (3)	71.92	0.233	14:36:20.049
7 -	36.523	23.991	1:00.514	71.86	0.286	14:37:20.563
8 -	36.382	23.846	1:00.228 (1)	72.20		14:38:20.791
9 -	36.237	24.354	1:00.591	71.76	0.363	14:39:21.382

P27 10 RMT Ian LAURIE			Suzuki SV650 -			
IDEAL LAP TIME : 1:00.308		BEST LAP TIME : 1:00.517		DIFFERENCE : 0.209		
LAP	SECTOR 1	SECTOR 2	LAP TIME	MPH	DIFF	TIME OF DAY
1 -		23.869	1:08.167	63.79	7.650	14:31:14.741
2 -	36.439	24.178	1:00.617 (2)	71.73	0.100	14:32:15.358
3 -	37.086	24.895	1:01.981	70.16	1.464	14:33:17.339
4 -	36.478	24.039	1:00.517 (1)	71.85		14:34:17.856
5 -	36.900	24.598	1:01.498 (3)	70.71	0.981	14:35:19.354
6 -	36.968	24.766	1:01.734	70.44	1.217	14:36:21.088
7 -	36.914	24.857	1:01.771	70.39	1.254	14:37:22.859
8 -	37.380	24.925	1:02.305	69.79	1.788	14:38:25.164
9 -	37.061	24.683	1:01.744	70.42	1.227	14:39:26.908

P28 777 RMT Richard HIRST			Suzuki SV650 - Northern garage conversion			
IDEAL LAP TIME : 1:00.026		BEST LAP TIME : 1:00.217		DIFFERENCE : 0.191		
LAP	SECTOR 1	SECTOR 2	LAP TIME	MPH	DIFF	TIME OF DAY
1 -		25.143	1:12.815	59.72	12.598	14:31:19.389
2 -	37.185	24.313	1:01.498	70.71	1.281	14:32:20.887
3 -	36.970	24.959	1:01.929	70.21	1.712	14:33:22.816
4 -	37.331	24.801	1:02.132	69.98	1.915	14:34:24.948
5 -	36.877	24.799	1:01.676	70.50	1.459	14:35:26.624
6 -	37.087	24.684	1:01.771	70.39	1.554	14:36:28.395
7 -	36.396	24.173	1:00.569 (2)	71.79	0.352	14:37:28.964
8 -	36.628	24.015	1:00.643 (3)	71.70	0.426	14:38:29.607
9 -	36.011	24.206	1:00.217 (1)	72.21		14:39:29.824

BMCRC - MRO Championships 2023 - Rnd 1 @ Brands Hatch Indy

MRO Minitwins & BMCRC Rookie Minitwins

RACE 14 - SECTOR ANALYSIS



SECTOR 1 = FL to I1, SECTOR 2 = I1 to FL, DIFF = Difference To Personal Best Lap, P = Crossed Finish Line in Pit Lane, D = Time Disallowed

P29 104 RMT Jack GRIFFITHS		Suzuki SV650 -				
IDEAL LAP TIME : 1:01.816		BEST LAP TIME : 1:01.816				
		DIFFERENCE : 0.000				
LAP	SECTOR 1	SECTOR 2	LAP TIME	MPH	DIFF	TIME OF DAY
1 -		26.613	1:16.848	56.58	15.032	14:31:23.422
2 -	40.072	25.036	1:05.108	66.79	3.292	14:32:28.530
3 -	38.366	24.826	1:03.192	68.81	1.376	14:33:31.722
4 -	38.612	24.746	1:03.358	68.63	1.542	14:34:35.080
5 -	38.459	24.741	1:03.200	68.80	1.384	14:35:38.280
6 -	39.350	24.767	1:04.117	67.82	2.301	14:36:42.397
7 -	37.520	25.438	1:02.958 (3)	69.07	1.142	14:37:45.355
8 -	37.357	24.459	1:01.816 (1)	70.34		14:38:47.171
9 -	38.180	24.491	1:02.671 (2)	69.38	0.855	14:39:49.842

P30 321 RMT Illia ZHURAVEL		Suzuki SV650 -				
IDEAL LAP TIME : 1:02.625		BEST LAP TIME : 1:03.093				
		DIFFERENCE : 0.468				
LAP	SECTOR 1	SECTOR 2	LAP TIME	MPH	DIFF	TIME OF DAY
1 -		26.864	1:16.735	56.67	13.642	14:31:23.309
2 -	39.612	25.408	1:05.020	66.88	1.927	14:32:28.329
3 -	38.956	24.709	1:03.665	68.30	0.572	14:33:31.994
4 -	38.731	24.811	1:03.542	68.43	0.449	14:34:35.536
5 -	38.725	24.459	1:03.184 (2)	68.82	0.091	14:35:38.720
6 -	39.142	24.806	1:03.948	68.00	0.855	14:36:42.668
7 -	40.732	25.567	1:06.299	65.59	3.206	14:37:48.967
8 -	38.268	25.203	1:03.471 (3)	68.51	0.378	14:38:52.438
9 -	38.166	24.927	1:03.093 (1)	68.92		14:39:55.531

P31 250 RMT Adam RICHARDSON		Suzuki SV650 - Everquip				
IDEAL LAP TIME : 1:03.994		BEST LAP TIME : 1:04.597				
		DIFFERENCE : 0.603				
LAP	SECTOR 1	SECTOR 2	LAP TIME	MPH	DIFF	TIME OF DAY
1 -		25.486	1:12.205	60.22	7.608	14:31:18.779
2 -	39.326	25.390	1:04.716 (3)	67.19	0.119	14:32:23.495
3 -	39.150	25.772	1:04.922	66.98	0.325	14:33:28.417
4 -	38.648	25.953	1:04.601 (2)	67.31	0.004	14:34:33.018
5 -	39.332	25.502	1:04.834	67.07	0.237	14:35:37.852
6 -	39.251	25.346	1:04.597 (1)	67.31		14:36:42.449
7 -	40.473	26.589	1:07.062	64.84	2.465	14:37:49.511
8 -	39.726	25.774	1:05.500	66.39	0.903	14:38:55.011
9 -	39.692	25.517	1:05.209	66.68	0.612	14:40:00.220

P32 17 RMT Alex BUCHANAN		Suzuki SV650S -				
IDEAL LAP TIME : 1:06.622		BEST LAP TIME : 1:06.701				
		DIFFERENCE : 0.079				
LAP	SECTOR 1	SECTOR 2	LAP TIME	MPH	DIFF	TIME OF DAY
1 -		27.226	1:17.009	56.46	10.308	14:31:23.583
2 -	40.701	26.524	1:07.225 (3)	64.68	0.524	14:32:30.808
3 -	41.979	26.574	1:08.553	63.43	1.852	14:33:39.361
4 -	42.503	26.166	1:08.669	63.32	1.968	14:34:48.030
5 -	40.907	25.935	1:06.842 (2)	65.05	0.141	14:35:54.872
6 -	40.687	26.014	1:06.701 (1)	65.19		14:37:01.573
7 -	41.537	26.822	1:08.359	63.61	1.658	14:38:09.932
8 -	41.466	25.936	1:07.402	64.51	0.701	14:39:17.334

P33 42 RMT Luke GARD		Suzuki SV650 -				
IDEAL LAP TIME : 1:03.088		BEST LAP TIME : 1:03.155				
		DIFFERENCE : 0.067				
LAP	SECTOR 1	SECTOR 2	LAP TIME	MPH	DIFF	TIME OF DAY
1 -		25.906	1:13.153	59.44	9.998	14:31:19.727
2 -	38.879	25.452	1:04.331 (3)	67.59	1.176	14:32:24.058
3 -	38.950	25.551	1:04.501	67.41	1.346	14:33:28.559
4 -	38.877	25.834	1:04.711	67.20	1.556	14:34:33.270
5 -	39.053	24.873	1:03.926 (2)	68.02	0.771	14:35:37.196
6 -	38.215	24.940	1:03.155 (1)	68.85		14:36:40.351

BMCRC - MRO Championships 2023 - Rnd 1 @ Brands Hatch Indy

MRO Minitwins & BMCRC Rookie Minitwins

RACE 14 - BEST SECTORS

SECTOR 1			SECTOR 2			IDEAL / BEST COMPARISON						
POS	NO	NAME	TIME	NO	NAME	TIME	POS	NO	NAME	IDEAL	BEST	DIFF
									PERFECT LAP	52.835		
1	1	TWYFORD	31.603	1	TWYFORD	21.232	1	1	TWYFORD	52.835	53.005	0.170
2	58	KILLWORTH	31.668	58	KILLWORTH	21.274	2	58	KILLWORTH	52.942	53.363	0.421
3	19	LILLEY	31.874	19	LILLEY	21.299	3	19	LILLEY	53.173	53.173	0.000
4	5	MANTELL	32.041	81	MAY	21.433	4	5	MANTELL	53.513	53.513	0.000
5	72	BLACK	32.086	5	MANTELL	21.472	5	72	BLACK	53.640	54.189	0.549
6	21	FINNIS	32.404	72	BLACK	21.554	6	81	MAY	53.905	54.069	0.164
7	81	MAY	32.472	21	FINNIS	21.616	7	21	FINNIS	54.020	54.268	0.248
8	99	ELLIS	32.622	15	SVENSEN	21.721	8	99	ELLIS	54.536	54.571	0.035
9	34	JOHNSON	32.951	34	JOHNSON	21.816	9	34	JOHNSON	54.767	54.988	0.221
10	45	QUINCE	33.060	3	ARBON	21.884	10	45	QUINCE	55.041	55.041	0.000
11	158	KILLWORTH	33.094	99	ELLIS	21.914	11	15	SVENSEN	55.075	55.365	0.290
12	3	ARBON	33.222	45	QUINCE	21.981	12	158	KILLWORTH	55.083	55.122	0.039
13	15	SVENSEN	33.354	158	KILLWORTH	21.989	13	3	ARBON	55.106	55.193	0.087
14	119	HEALEY	33.577	167	SMITH	22.267	14	119	HEALEY	55.907	56.160	0.253
15	29	KILLWORTH	33.682	116	FAITH	22.287	15	191	GRACE	56.111	56.111	0.000
16	191	GRACE	33.780	119	HEALEY	22.330	16	167	SMITH	56.206	56.206	0.000
17	167	SMITH	33.939	191	GRACE	22.331	17	29	KILLWORTH	56.250	56.271	0.021
18	93	BOTTO	34.071	93	BOTTO	22.434	18	93	BOTTO	56.505	56.556	0.051
19	47	BOHANAN	34.227	29	KILLWORTH	22.568	19	116	FAITH	56.590	57.135	0.545
20	116	FAITH	34.303	47	BOHANAN	22.723	20	47	BOHANAN	56.950	57.168	0.218
21	127	CHAM	34.439	127	CHAM	22.801	21	127	CHAM	57.240	57.351	0.111
22	74	HICK	35.174	26	DARBY	22.937	22	74	HICK	58.381	58.570	0.189
23	138	JARMIN	35.253	74	HICK	23.207	23	26	DARBY	58.557	58.941	0.384
24	26	DARBY	35.620	213	WRIGHT	23.213	24	138	JARMIN	58.836	58.836	0.000
25	213	WRIGHT	35.832	67	HARVEY	23.567	25	213	WRIGHT	59.045	59.045	0.000
26	777	HIRST	36.011	138	JARMIN	23.583	26	67	HARVEY	59.804	1:00.228	0.424
27	67	HARVEY	36.237	10	LAURIE	23.869	27	777	HIRST	1:00.026	1:00.217	0.191
28	10	LAURIE	36.439	777	HIRST	24.015	28	10	LAURIE	1:00.308	1:00.517	0.209
29	104	GRIFFITHS	37.357	104	GRIFFITHS	24.459	29	104	GRIFFITHS	1:01.816	1:01.816	0.000
30	321	ZHURAVEL	38.166	321	ZHURAVEL	24.459	30	321	ZHURAVEL	1:02.625	1:03.093	0.468
31	42	GARD	38.215	42	GARD	24.873	31	42	GARD	1:03.088	1:03.155	0.067
32	250	RICHARDSON	38.648	250	RICHARDSON	25.346	32	250	RICHARDSON	1:03.994	1:04.597	0.603
33	17	BUCHANAN	40.687	17	BUCHANAN	25.935	33	17	BUCHANAN	1:06.622	1:06.701	0.079

BMCRC - MRO Championships 2023 - Rnd 1 @ Brands Hatch Indy

MRO Minitwins & BMCRC Rookie Minitwins

RACE 14 - STATISTICS

Competitors Started 33
Planned Start 2023-03-12 @ 15:20:00.000
Actual Start 2023-03-12 @ 14:30:06.573
Finish Time 2023-03-12 @ 14:39:08.972
Track Length 1.2079mi.
Total Laps 314
Total Distance Covered 379.2949mi.

Session Fastest Lap History

NO	CL	NAME	LAP TIME	TIME OF DAY	LAP	VEHICLE
1		David TWYFORD	53.613	14:32:00.100	2	Suzuki SV650
1		David TWYFORD	53.005	14:32:53.106	3	Suzuki SV650

Session Leader History

NO	CL	NAME	FROM LAP	LAPS LED	DISTANCE	VEHICLE
19		Kevin LILLEY	1	1	1.20 miles	Suzuki SV650
1		David TWYFORD	2	9	10.87 miles	Suzuki SV650

Flag History

TYPE	TIME OF DAY
GREEN	14:30:06.573
FINISH	14:39:08.972

Flag Statistics

TYPE	COUNT	TOTAL LAPS	TOTAL TIME
Green	1	10	9:59.476
Red	0	0	0.000
Safety Car	0	0	0.000
FCY	0	0	0.000

BMCRC - MRO Championships 2023 - Rnd 1 @ Brands Hatch Indy

MRO Minitwins & BMCRC Rookie Minitwins

RACE 14 - STATISTICS

CLASS :

18 Starters

Fastest Lap History

NO	NAME	LAP TIME	TIME OF DAY	LAP	VEHICLE
1	David TWYFORD	53.613	14:32:00.100	2	Suzuki SV650
1	David TWYFORD	53.005	14:32:53.106	3	Suzuki SV650

Leader History

NO	NAME	FROM LAP	LAPS LED	DISTANCE	VEHICLE
19	Kevin LILLEY	1	1	1.20 miles	Suzuki SV650
1	David TWYFORD	2	9	10.87 miles	Suzuki SV650

BMCRC - MRO Championships 2023 - Rnd 1 @ Brands Hatch Indy

MRO Minitwins & BMCRC Rookie Minitwins

RACE 14 - STATISTICS

CLASS : RMT

15 Starters

Fastest Lap History

NO	NAME	LAP TIME	TIME OF DAY	LAP	VEHICLE
72	Daniel BLACK	54.638	14:32:02.276	2	Suzuki SV650
72	Daniel BLACK	54.565	14:32:56.841	3	Suzuki SV650
21	Toby FINNIS	54.268	14:32:57.402	3	Suzuki SV650
72	Daniel BLACK	54.189	14:37:31.262	8	Suzuki SV650

Leader History

NO	NAME	FROM LAP	LAPS LED	DISTANCE	VEHICLE
72	Daniel BLACK	1	4	4.83 miles	Suzuki SV650
21	Toby FINNIS	5	3	3.62 miles	Suzuki SV650
72	Daniel BLACK	8	3	3.62 miles	Suzuki SV650

Kawasaki

*Team
Green*
JUNIOR CUP

ACU TEAM GREEN JUNIOR CUP & SENIOR NINJA SERIES



BMCRC-MRO Championships - Round 1
Brands Hatch Indy
11th / 12th March 2023



Timing & Results Provided by Timing Solutions Ltd

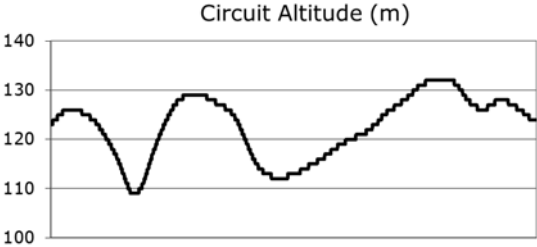
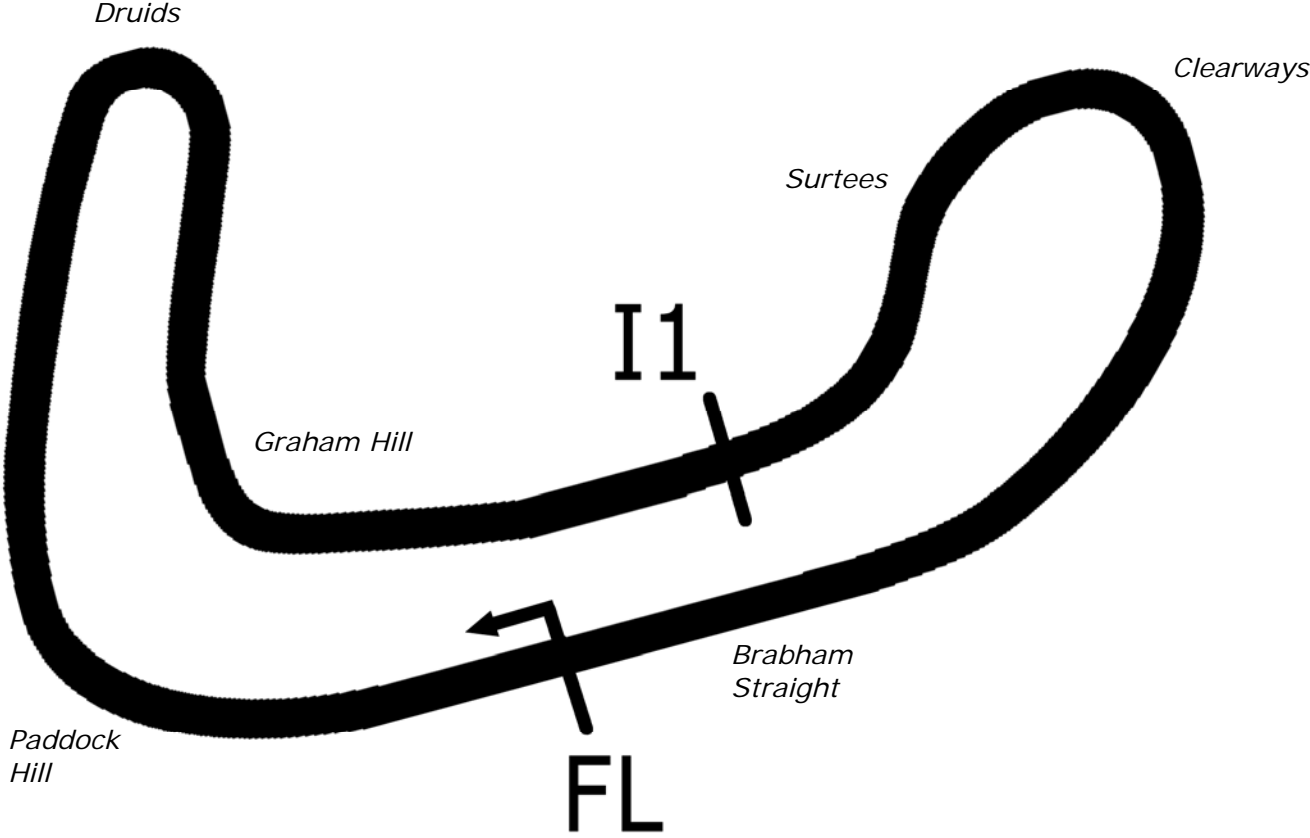
www.tsl-timing.com

Brands Hatch Indy



SPORTS TIMING

TIMING SOLUTIONS LTD



Length	1.2079 miles	1944.0 m	
FL		51.36032 N	0.26032 E
I1	1112m	51.35934 N	0.25955 E
Pit Entry	1669m	51.35911 N	0.25743 E
Pit Exit	26m after FL	51.36027 N	0.26078 E
Pit Entry–Pit Exit 277m, 16.6s @60kph, 12.4s @80kph			

BMCRC - MRO Championships 2023 - Rnd 1 @ Brands Hatch Indy



ACU Team Green Junior Cup & Senior Ninja Series

QUALIFYING - CLASSIFICATION

Kawasaki

POS	NO	CL	PIC NAME	ENTRY	TIME	ON	LAPS	GAP	DIFF	MPH
1	35	J	1 Zack WESTON	Kawasaki NINJA 400 - NW Racing	57.553	13	13			75.55
2	191	J	2 Craig DANCE	Kawasaki NINJA 300 - 2 brothers scaffolding	58.987	10	12	1.434	1.434	73.72
3	1	S	1 Phil ATKINSON	Kawasaki NINJA 400 - ROSE MOT/Q Oil Treatments	59.099	11	12	1.546	0.112	73.58
4	31	J	3 Robbie PARK	Kawasaki NINJA - The Biltong Banter Box	59.353	12	12	1.800	0.254	73.26
5	65*	S	2 Konrad BREESE	Kawasaki NINJA 300 - STIHL Racing	59.471	12	12	1.918	0.118	73.12
6	18	J	4 George HIGGINS	Kawasaki NINJA 400 - Aztec Racing	59.496	9	12	1.943	0.025	73.09
7	34	S	3 Oliver ARBON	Kawasaki NINJA 400 - tt plumbing and heating	59.960	10	11	2.407	0.464	72.52
8	10	S	4 Mike BRUNSDON	Kawasaki NINJA 400 - Pure Moto - SHAD UK	1:00.519	11	12	2.966	0.559	71.85
9	77	S	5 Joe WHITE	Kawasaki NINJA 400 - Just In Graphics /MZ CONTRAC	1:00.682	10	12	3.129	0.163	71.66
10	141	J	5 Noah GUILLERY	Kawasaki NINJA 300 - MDM-R	1:01.458	12	12	3.905	0.776	70.75
11	270	S	6 Ben BROWN	Kawasaki NINJA - Hunts Motorcycles	1:01.598	9	11	4.045	0.140	70.59
12	19	S	7 Daniel FISHER	Kawasaki NINJA -	1:01.797	9	10	4.244	0.199	70.36
13	400	S	8 Stuart THURBLE	Kawasaki NINJA 400 - TeamTortoise Racing	1:01.836	12	12	4.283	0.039	70.32
14	45	J	6 Marley MACKENZIE	Kawasaki NINJA - Kirkcaldy Kawasaki, ELPM	1:01.935	8	11	4.382	0.099	70.21
15	277	S	9 Richard HAYWARD	Kawasaki NINJA 300 - GForce/Hayward R Ltd/SnapOn	1:02.530	5	9	4.977	0.595	69.54
16	11	J	7 Freddie BATE	Kawasaki NINJA 300 - hartjay	1:04.094	4	11	6.541	1.564	67.84
17	99	S	10 Jack WOLFF	Kawasaki NINJA 300 - Nym Technologies Racing	1:04.252	11	12	6.699	0.158	67.68
18	54	S	11 Ben SCOTT	Kawasaki NINJA 250 - GI Landscapes VampTech	1:04.458	6	6	6.905	0.206	67.46
19	4	S	12 Nigel FRANKLIN	Kawasaki NINJA - Jane Franklin	1:05.546	9	11	7.993	1.088	66.34
20	33	J	8 Patrick KLINGE	Kawasaki NINJA 300 - Klingklong Racing	1:05.741	7	11	8.188	0.195	66.14
21	73	S	13 Jemma HANNAFORD	Kawasaki NINJA 300 -	1:06.211	8	10	8.658	0.470	65.67
22	87	J	9 Sam ATKINSON	Kawasaki - Major Heat	1:06.931	7	10	9.378	0.720	64.97
23	12	J	10 Kees RAMSEY	Kawasaki NINJA 400 -	1:06.936	11	11	9.383	0.005	64.96
24	16	J	11 Aleisha LAYTON	Kawasaki NINJA -	1:09.832	8	9	12.279	2.896	62.27
25	23	S	14 Saskya BUSH	Kawasaki NINJA 300 -	1:10.080	10	10	12.527	0.248	62.05

* Bike 65 - Please fit a working transponder

Weather / Track : Cloudy / Dry

These results are provisional until the conclusion of any judicial and technical matters.

Brands Hatch Indy: 1.2079 miles
Date: 11/03/2023 Start: 09:00 Finish: 09:13

Clerk Of Course :	Stewards :	Timekeeper : <i>Craig Smith</i>
-------------------	------------	------------------------------------

Results can be found at www.tsl-timing.com

Printed - 09:14 Saturday, 11 March 2023



BMCRC - MRO Championships 2023 - Rnd 1 @ Brands Hatch Indy

ACU Team Green Junior Cup & Senior Ninja Series

QUALIFYING - SECTOR ANALYSIS



SECTOR 1 = FL to I1, SECTOR 2 = I1 to FL, DIFF = Difference To Personal Best Lap, P = Crossed Finish Line in Pit Lane, D = Time Disallowed

P1 35 J Zack WESTON		Kawasaki NINJA 400 - NW Racing				
IDEAL LAP TIME : 57.553		BEST LAP TIME : 57.553		DIFFERENCE : 0.000		
LAP	SECTOR 1	SECTOR 2	LAP TIME	MPH	DIFF	TIME OF DAY
1 -	38.879	23.969	1:02.848	69.19	5.295	09:02:13.977
2 -	35.494	23.479	58.973	73.73	1.420	09:03:12.950
3 -	36.183	24.449	1:00.632	71.72	3.079	09:04:13.582
4 -	37.581	23.928	1:01.509	70.69	3.956	09:05:15.091
5 -	35.501	23.511	59.012	73.69	1.459	09:06:14.103
6 -	35.507	23.621	59.128	73.54	1.575	09:07:13.231
7 -	35.140	23.332	58.472 (3)	74.37	0.919	09:08:11.703
8 -	35.384	23.845	59.229	73.42	1.676	09:09:10.932
9 -	34.583	23.365	57.948 (2)	75.04	0.395	09:10:08.880
10 -	35.966	24.296	1:00.262	72.16	2.709	09:11:09.142
11 -	35.493	23.368	58.861	73.87	1.308	09:12:08.003
12 -	35.882	24.016	59.898	72.60	2.345	09:13:07.901
13 -	34.418	23.135	57.553 (1)	75.55		09:14:05.454

P2 191 J Craig DANCE		Kawasaki NINJA 300 - 2 brothers scaffolding				
IDEAL LAP TIME : 58.987		BEST LAP TIME : 58.987		DIFFERENCE : 0.000		
LAP	SECTOR 1	SECTOR 2	LAP TIME	MPH	DIFF	TIME OF DAY
1 -	42.732	25.884	1:08.616	63.37	9.629	09:02:23.113
2 -	39.944	26.241	1:06.185	65.70	7.198	09:03:29.298
3 -	37.654	24.661	1:02.315	69.78	3.328	09:04:31.613
4 -	38.079	25.535	1:03.614	68.35	4.627	09:05:35.227
5 -	37.201	25.947	1:03.148	68.86	4.161	09:06:38.375
6 -	37.041	25.467	1:02.508	69.56	3.521	09:07:40.883
7 -	36.463	24.436	1:00.899	71.40	1.912	09:08:41.782
8 -	36.176	24.034	1:00.210	72.22	1.223	09:09:41.992
9 -	35.809	24.217	1:00.026	72.44	1.039	09:10:42.018
10 -	35.327	23.660	58.987 (1)	73.72		09:11:41.005
11 -	36.086	23.828	59.914 (3)	72.58	0.927	09:12:40.919
12 -	35.391	23.795	59.186 (2)	73.47	0.199	09:13:40.105

P3 1 S Phil ATKINSON		Kawasaki NINJA 400 - ROSE MOT/Q Oil Treatments				
IDEAL LAP TIME : 58.999		BEST LAP TIME : 59.099		DIFFERENCE : 0.100		
LAP	SECTOR 1	SECTOR 2	LAP TIME	MPH	DIFF	TIME OF DAY
1 -	42.215	25.702	1:07.917	64.02	8.818	09:02:31.634
2 -	37.651	24.631	1:02.282	69.82	3.183	09:03:33.916
3 -	37.171	24.538	1:01.709	70.46	2.610	09:04:35.625
4 -	36.094	23.903	59.997	72.48	0.898	09:05:35.622
5 -	35.890	23.894	59.784 (3)	72.73	0.685	09:06:35.406
6 -	36.506	24.240	1:00.746	71.58	1.647	09:07:36.152
7 -	36.400	IN PIT	1:33.745 P	46.38	34.646	09:09:09.897
8 -	OUTLAP	23.860	1:04.499	67.42	5.400	09:10:14.396
9 -	35.574	24.579	1:00.153	72.29	1.054	09:11:14.549
10 -	36.721	23.735	1:00.456	71.93	1.357	09:12:15.005
11 -	35.409	23.690	59.099 (1)	73.58		09:13:14.104
12 -	35.715	23.590	59.305 (2)	73.32	0.206	09:14:13.409

BMCRC - MRO Championships 2023 - Rnd 1 @ Brands Hatch Indy

ACU Team Green Junior Cup & Senior Ninja Series

QUALIFYING - SECTOR ANALYSIS



SECTOR 1 = FL to I1, SECTOR 2 = I1 to FL, DIFF = Difference To Personal Best Lap, P = Crossed Finish Line in Pit Lane, D = Time Disallowed

P4 31 J Robbie PARK		Kawasaki NINJA - The Biltong Banter Box				
IDEAL LAP TIME : 59.353		BEST LAP TIME : 59.353		DIFFERENCE : 0.000		
LAP	SECTOR 1	SECTOR 2	LAP TIME	MPH	DIFF	TIME OF DAY
1 -	40.881	25.628	1:06.509	65.38	7.156	09:02:32.102
2 -	37.651	24.725	1:02.376	69.71	3.023	09:03:34.478
3 -	36.879	24.987	1:01.866	70.29	2.513	09:04:36.344
4 -	36.079	24.463	1:00.542	71.82	1.189	09:05:36.886
5 -	36.350	25.297	1:01.647	70.54	2.294	09:06:38.533
6 -	35.985	25.914	1:01.899	70.25	2.546	09:07:40.432
7 -	36.339	24.524	1:00.863	71.44	1.510	09:08:41.295
8 -	36.063	24.441	1:00.504	71.87	1.151	09:09:41.799
9 -	35.691	24.243	59.934	72.55	0.581	09:10:41.733
10 -	35.715	24.068	59.783 (3)	72.73	0.430	09:11:41.516
11 -	35.748	23.975	59.723 (2)	72.81	0.370	09:12:41.239
12 -	35.544	23.809	59.353 (1)	73.26		09:13:40.592

P5 65 S Konrad BREESE		Kawasaki NINJA 300 - STIHL Racing				
IDEAL LAP TIME :		BEST LAP TIME : 59.471		DIFFERENCE :		
LAP	SECTOR 1	SECTOR 2	LAP TIME	MPH	DIFF	TIME OF DAY
1 -			1:08.652	63.34	9.181	09:02:24.560
2 -			1:04.981	66.92	5.510	09:03:29.541
3 -			1:01.578	70.61	2.107	09:04:31.120
4 -			1:01.248	70.99	1.777	09:05:32.368
5 -			1:01.009	71.27	1.538	09:06:33.377
6 -			1:03.148	68.86	3.677	09:07:36.525
7 -			1:01.764	70.40	2.293	09:08:38.289
8 -			1:01.413	70.80	1.942	09:09:39.702
9 -			1:00.369	72.03	0.898	09:10:40.071
10 -			59.687 (2)	72.85	0.216	09:11:39.758
11 -			59.830 (3)	72.68	0.359	09:12:39.588
12 -			59.471 (1)	73.12		09:13:39.059

P6 18 J George HIGGINS		Kawasaki NINJA 400 - Aztec Racing				
IDEAL LAP TIME : 59.496		BEST LAP TIME : 59.496		DIFFERENCE : 0.000		
LAP	SECTOR 1	SECTOR 2	LAP TIME	MPH	DIFF	TIME OF DAY
1 -	39.679	25.071	1:04.750	67.15	5.254	09:02:16.446
2 -	37.564	24.820	1:02.384	69.70	2.888	09:03:18.830
3 -	36.998	24.581	1:01.579	70.61	2.083	09:04:20.409
4 -	37.338	25.335	1:02.673	69.38	3.177	09:05:23.082
5 -	37.017	25.173	1:02.190	69.92	2.694	09:06:25.272
6 -	36.639	25.132	1:01.771	70.39	2.275	09:07:27.043
7 -	36.079	24.222	1:00.301	72.11	0.805	09:08:27.344
8 -	35.950	24.213	1:00.163 (2)	72.28	0.667	09:09:27.507
9 -	35.531	23.965	59.496 (1)	73.09		09:10:27.003
10 -	36.355	24.009	1:00.364	72.03	0.868	09:11:27.367
11 -	35.935	24.306	1:00.241 (3)	72.18	0.745	09:12:27.608
12 -	37.871	24.363	1:02.234	69.87	2.738	09:13:29.842

BMCRC - MRO Championships 2023 - Rnd 1 @ Brands Hatch Indy

ACU Team Green Junior Cup & Senior Ninja Series

QUALIFYING - SECTOR ANALYSIS



SECTOR 1 = FL to I1, SECTOR 2 = I1 to FL, DIFF = Difference To Personal Best Lap, P = Crossed Finish Line in Pit Lane, D = Time Disallowed

P7 34 S		Oliver ARBON		Kawasaki NINJA 400 - tt plumbing and heating			
IDEAL LAP TIME : 59.960		BEST LAP TIME : 59.960		DIFFERENCE : 0.000			
LAP	SECTOR 1	SECTOR 2	LAP TIME	MPH	DIFF	TIME OF DAY	
1 -	OUTLAP	26.332	1:11.178	61.09	11.218	09:03:05.778	
2 -	39.906	25.658	1:05.564	66.32	5.604	09:04:11.342	
3 -	40.737	25.016	1:05.753	66.13	5.793	09:05:17.095	
4 -	38.418	24.759	1:03.177	68.83	3.217	09:06:20.272	
5 -	37.859	24.653	1:02.512	69.56	2.552	09:07:22.784	
6 -	37.224	24.347	1:01.571	70.62	1.611	09:08:24.355	
7 -	36.892	24.434	1:01.326	70.90	1.366	09:09:25.681	
8 -	36.473	24.074	1:00.547 (3)	71.82	0.587	09:10:26.228	
9 -	36.607	23.853	1:00.460 (2)	71.92	0.500	09:11:26.688	
10 -	36.178	23.782	59.960 (1)	72.52		09:12:26.648	
11 -	36.798	23.965	1:00.763	71.56	0.803	09:13:27.411	

P8 10 S		Mike BRUNSDON		Kawasaki NINJA 400 - Pure Moto - SHAD UK			
IDEAL LAP TIME : 1:00.202		BEST LAP TIME : 1:00.519		DIFFERENCE : 0.317			
LAP	SECTOR 1	SECTOR 2	LAP TIME	MPH	DIFF	TIME OF DAY	
1 -	43.872	25.908	1:09.780	62.31	9.261	09:02:24.025	
2 -	39.192	26.492	1:05.684	66.20	5.165	09:03:29.709	
3 -	40.392	24.997	1:05.389	66.50	4.870	09:04:35.098	
4 -	37.117	23.882	1:00.999	71.28	0.480	09:05:36.097	
5 -	37.690	25.982	1:03.672	68.29	3.153	09:06:39.769	
6 -	36.555	25.084	1:01.639	70.54	1.120	09:07:41.408	
7 -	40.359	24.701	1:05.060	66.83	4.541	09:08:46.468	
8 -	36.713	24.158	1:00.871 (3)	71.43	0.352	09:09:47.339	
9 -	37.095	24.094	1:01.189	71.06	0.670	09:10:48.528	
10 -	36.467	24.174	1:00.641 (2)	71.71	0.122	09:11:49.169	
11 -	36.320	24.199	1:00.519 (1)	71.85		09:12:49.688	
12 -	36.814	24.264	1:01.078	71.19	0.559	09:13:50.766	

P9 77 S		Joe WHITE		Kawasaki NINJA 400 - Just In Graphics /MZ CONTRACTS/ Silve			
IDEAL LAP TIME : 1:00.682		BEST LAP TIME : 1:00.682		DIFFERENCE : 0.000			
LAP	SECTOR 1	SECTOR 2	LAP TIME	MPH	DIFF	TIME OF DAY	
1 -	43.499	26.763	1:10.262	61.89	9.580	09:02:24.374	
2 -	39.813	25.870	1:05.683	66.20	5.001	09:03:30.057	
3 -	40.246	26.968	1:07.214	64.69	6.532	09:04:37.271	
4 -	38.285	25.190	1:03.475	68.50	2.793	09:05:40.746	
5 -	37.107	24.808	1:01.915	70.23	1.233	09:06:42.661	
6 -	38.202	24.647	1:02.849	69.19	2.167	09:07:45.510	
7 -	37.106	24.604	1:01.710	70.46	1.028	09:08:47.220	
8 -	36.560	24.353	1:00.913 (2)	71.39	0.231	09:09:48.133	
9 -	36.747	24.298	1:01.045 (3)	71.23	0.363	09:10:49.178	
10 -	36.471	24.211	1:00.682 (1)	71.66		09:11:49.860	
11 -	36.511	24.913	1:01.424	70.79	0.742	09:12:51.284	
12 -	36.619	24.746	1:01.365	70.86	0.683	09:13:52.649	

BMCRC - MRO Championships 2023 - Rnd 1 @ Brands Hatch Indy

ACU Team Green Junior Cup & Senior Ninja Series

QUALIFYING - SECTOR ANALYSIS



SECTOR 1 = FL to I1, SECTOR 2 = I1 to FL, DIFF = Difference To Personal Best Lap, P = Crossed Finish Line in Pit Lane, D = Time Disallowed

P10 141 J		Noah GUILLERY		Kawasaki NINJA 300 - MDM-R			
IDEAL LAP TIME : 1:01.458		BEST LAP TIME : 1:01.458		DIFFERENCE : 0.000			
LAP	SECTOR 1	SECTOR 2	LAP TIME	MPH	DIFF	TIME OF DAY	
1 -	42.886	26.279	1:09.165	62.87	7.707	09:02:27.764	
2 -	39.304	25.682	1:04.986	66.91	3.528	09:03:32.750	
3 -	38.733	25.947	1:04.680	67.23	3.222	09:04:37.430	
4 -	38.679	25.489	1:04.168	67.76	2.710	09:05:41.598	
5 -	37.404	25.229	1:02.633 (3)	69.42	1.175	09:06:44.231	
6 -	38.522	25.029	1:03.551	68.42	2.093	09:07:47.782	
7 -	37.461	26.521	1:03.982	67.96	2.524	09:08:51.764	
8 -	37.748	24.852	1:02.600 (2)	69.46	1.142	09:09:54.364	
9 -	38.602	25.711	1:04.313	67.61	2.855	09:10:58.677	
10 -	38.173	26.054	1:04.227	67.70	2.769	09:12:02.904	
11 -	37.831	24.893	1:02.724	69.32	1.266	09:13:05.628	
12 -	37.176	24.282	1:01.458 (1)	70.75		09:14:07.086	

P11 270 S		Ben BROWN		Kawasaki NINJA - Hunts Motorcycles			
IDEAL LAP TIME : 1:01.449		BEST LAP TIME : 1:01.598		DIFFERENCE : 0.149			
LAP	SECTOR 1	SECTOR 2	LAP TIME	MPH	DIFF	TIME OF DAY	
1 -	42.279	26.450	1:08.729	63.27	7.131	09:02:57.882	
2 -	40.000	25.501	1:05.501	66.38	3.903	09:04:03.383	
3 -	39.338	25.355	1:04.693	67.21	3.095	09:05:08.076	
4 -	38.675	25.035	1:03.710	68.25	2.112	09:06:11.786	
5 -	38.082	24.803	1:02.885	69.15	1.287	09:07:14.671	
6 -	37.781	24.722	1:02.503	69.57	0.905	09:08:17.174	
7 -	37.178	24.449	1:01.627 (2)	70.56	0.029	09:09:18.801	
8 -	37.165	24.517	1:01.682 (3)	70.50	0.084	09:10:20.483	
9 -	37.000	24.598	1:01.598 (1)	70.59		09:11:22.081	
10 -	37.887	24.452	1:02.339	69.75	0.741	09:12:24.420	
11 -	37.835	25.351	1:03.186	68.82	1.588	09:13:27.606	

P12 19 S		Daniel FISHER		Kawasaki NINJA -			
IDEAL LAP TIME : 1:01.443		BEST LAP TIME : 1:01.797		DIFFERENCE : 0.354			
LAP	SECTOR 1	SECTOR 2	LAP TIME	MPH	DIFF	TIME OF DAY	
1 -	42.870	26.693	1:09.563	62.51	7.766	09:02:33.804	
2 -	38.572	25.812	1:04.384	67.54	2.587	09:03:38.188	
3 -	37.099	25.315	1:02.414 (3)	69.67	0.617	09:04:40.602	
4 -	37.424	25.991	1:03.415	68.57	1.618	09:05:44.017	
5 -	37.402	25.049	1:02.451	69.63	0.654	09:06:46.468	
6 -	37.441	24.679	1:02.120 (2)	70.00	0.323	09:07:48.588	
7 -	38.005	26.204	1:04.209	67.72	2.412	09:08:52.797	
8 -	40.131	24.828	1:04.959	66.94	3.162	09:09:57.756	
9 -	36.764	25.033	1:01.797 (1)	70.36		09:10:59.553	
10 -	38.167	26.563	1:04.730	67.18	2.933	09:12:04.283	

P13 400 S		Stuart THURTLÉ		Kawasaki NINJA 400 - TeamTortoise Racing			
IDEAL LAP TIME : 1:01.703		BEST LAP TIME : 1:01.836		DIFFERENCE : 0.133			
LAP	SECTOR 1	SECTOR 2	LAP TIME	MPH	DIFF	TIME OF DAY	
1 -	43.331	26.840	1:10.171	61.97	8.335	09:02:21.686	
2 -	41.192	26.666	1:07.858	64.08	6.022	09:03:29.544	
3 -	40.216	25.216	1:05.432	66.45	3.596	09:04:34.976	
4 -	38.833	25.122	1:03.955	67.99	2.119	09:05:38.931	
5 -	38.108	25.180	1:03.288 (3)	68.71	1.452	09:06:42.219	
6 -	39.396	24.808	1:04.204	67.73	2.368	09:07:46.423	
7 -	38.586	25.728	1:04.314	67.61	2.478	09:08:50.737	
8 -	38.010	24.624	1:02.634 (2)	69.42	0.798	09:09:53.371	
9 -	39.774	25.654	1:05.428	66.46	3.592	09:10:58.799	
10 -	38.481	25.732	1:04.213	67.72	2.377	09:12:03.012	
11 -	39.427	25.560	1:04.987	66.91	3.151	09:13:07.999	
12 -	37.079	24.757	1:01.836 (1)	70.32		09:14:09.835	

BMCRC - MRO Championships 2023 - Rnd 1 @ Brands Hatch Indy

ACU Team Green Junior Cup & Senior Ninja Series

QUALIFYING - SECTOR ANALYSIS



SECTOR 1 = FL to I1, SECTOR 2 = I1 to FL, DIFF = Difference To Personal Best Lap, P = Crossed Finish Line in Pit Lane, D = Time Disallowed

P14 45 J		Marley MACKENZIE		Kawasaki NINJA - Kirkcaldy Kawasaki, ELPM			
IDEAL LAP TIME : 1:01.928		BEST LAP TIME : 1:01.935		DIFFERENCE : 0.007			
LAP	SECTOR 1	SECTOR 2	LAP TIME	MPH	DIFF	TIME OF DAY	
1 -	46.897	28.752	1:15.649	57.48	13.714	09:02:43.125	
2 -	41.366	26.855	1:08.221	63.74	6.286	09:03:51.346	
3 -	39.209	26.117	1:05.326	66.56	3.391	09:04:56.672	
4 -	38.293	25.946	1:04.239	67.69	2.304	09:06:00.911	
5 -	37.637	25.494	1:03.131	68.88	1.196	09:07:04.042	
6 -	37.180	25.606	1:02.786 (3)	69.26	0.851	09:08:06.828	
7 -	37.545	25.268	1:02.813	69.23	0.878	09:09:09.641	
8 -	37.071	24.864	1:01.935 (1)	70.21		09:10:11.576	
9 -	37.820	25.899	1:03.719	68.24	1.784	09:11:15.295	
10 -	38.233	25.034	1:03.267	68.73	1.332	09:12:18.562	
11 -	37.064	25.383	1:02.447 (2)	69.63	0.512	09:13:21.009	

P15 277 S		Richard HAYWARD		Kawasaki NINJA 300 - GForce/Hayward R Ltd/SnapOn			
IDEAL LAP TIME : 1:02.323		BEST LAP TIME : 1:02.530		DIFFERENCE : 0.207			
LAP	SECTOR 1	SECTOR 2	LAP TIME	MPH	DIFF	TIME OF DAY	
1 -	43.454	26.428	1:09.882	62.22	7.352	09:02:25.435	
2 -	39.228	25.759	1:04.987	66.91	2.457	09:03:30.422	
3 -	40.041	26.781	1:06.822	65.07	4.292	09:04:37.244	
4 -	38.408	25.747	1:04.155	67.78	1.625	09:05:41.399	
5 -	37.467	25.063	1:02.530 (1)	69.54		09:06:43.929	
6 -	38.752	25.010	1:03.762	68.20	1.232	09:07:47.691	
7 -	38.114	26.370	1:04.484	67.43	1.954	09:08:52.175	
8 -	38.296	24.856	1:03.152 (2)	68.85	0.622	09:09:55.327	
9 -	38.011	25.581	1:03.592 (3)	68.38	1.062	09:10:58.919	

P16 11 J		Freddie BATE		Kawasaki NINJA 300 - hartjay			
IDEAL LAP TIME : 1:04.094		BEST LAP TIME : 1:04.094		DIFFERENCE : 0.000			
LAP	SECTOR 1	SECTOR 2	LAP TIME	MPH	DIFF	TIME OF DAY	
1 -	45.586	28.355	1:13.941	58.81	9.847	09:02:39.566	
2 -	39.823	26.588	1:06.411	65.48	2.317	09:03:45.977	
3 -	39.096	25.899	1:04.995	66.90	0.901	09:04:50.972	
4 -	38.392	25.702	1:04.094 (1)	67.84		09:05:55.066	
5 -	39.677	26.076	1:05.753	66.13	1.659	09:07:00.819	
6 -	38.884	27.037	1:05.921	65.96	1.827	09:08:06.740	
7 -	39.904	25.947	1:05.851	66.03	1.757	09:09:12.591	
8 -	38.402	25.845	1:04.247 (2)	67.68	0.153	09:10:16.838	
9 -	38.595	26.281	1:04.876 (3)	67.02	0.782	09:11:21.714	
10 -	39.054	26.062	1:05.116	66.78	1.022	09:12:26.830	
11 -	39.237	26.082	1:05.319	66.57	1.225	09:13:32.149	

P17 99 S		Jack WOLFF		Kawasaki NINJA 300 - Nym Technologies Racing			
IDEAL LAP TIME : 1:04.056		BEST LAP TIME : 1:04.252		DIFFERENCE : 0.196			
LAP	SECTOR 1	SECTOR 2	LAP TIME	MPH	DIFF	TIME OF DAY	
1 -	41.247	26.037	1:07.284	64.63	3.032	09:02:18.479	
2 -	39.693	26.089	1:05.782	66.10	1.530	09:03:24.261	
3 -	39.802	25.976	1:05.778	66.11	1.526	09:04:30.039	
4 -	39.420	25.993	1:05.413	66.47	1.161	09:05:35.452	
5 -	39.633	25.849	1:05.482	66.40	1.230	09:06:40.934	
6 -	39.123	25.758	1:04.881	67.02	0.629	09:07:45.815	
7 -	38.992	27.404	1:06.396	65.49	2.144	09:08:52.211	
8 -	41.016	25.439	1:06.455	65.43	2.203	09:09:58.666	
9 -	38.906	25.795	1:04.701 (3)	67.21	0.449	09:11:03.367	
10 -	38.617	25.690	1:04.307 (2)	67.62	0.055	09:12:07.674	
11 -	38.660	25.592	1:04.252 (1)	67.68		09:13:11.926	
12 -	40.161	26.789	1:06.950	64.95	2.698	09:14:18.876	

BMCRC - MRO Championships 2023 - Rnd 1 @ Brands Hatch Indy

ACU Team Green Junior Cup & Senior Ninja Series

QUALIFYING - SECTOR ANALYSIS



SECTOR 1 = FL to I1, SECTOR 2 = I1 to FL, DIFF = Difference To Personal Best Lap, P = Crossed Finish Line in Pit Lane, D = Time Disallowed

P18		54 S		Ben SCOTT		Kawasaki NINJA 250 - GI Landscapes VampTech	
IDEAL LAP TIME : 1:03.838		BEST LAP TIME : 1:04.458		DIFFERENCE : 0.620			
LAP	SECTOR 1	SECTOR 2	LAP TIME	MPH	DIFF	TIME OF DAY	
1 -	46.517	26.799	1:13.316	59.31	8.858	09:02:37.287	
2 -	40.849	26.027	1:06.876	65.02	2.418	09:03:44.163	
3 -	39.086	25.448	1:04.534 (3)	67.38	0.076	09:04:48.697	
4 -	39.152	25.311	1:04.463 (2)	67.45	0.005	09:05:53.160	
5 -	42.130	26.673	1:08.803	63.20	4.345	09:07:01.963	
6 -	38.527	25.931	1:04.458 (1)	67.46		09:08:06.421	

P19		4 S		Nigel FRANKLIN		Kawasaki NINJA - Jane Franklin	
IDEAL LAP TIME : 1:05.546		BEST LAP TIME : 1:05.546		DIFFERENCE : 0.000			
LAP	SECTOR 1	SECTOR 2	LAP TIME	MPH	DIFF	TIME OF DAY	
1 -	43.258	27.070	1:10.328	61.83	4.782	09:02:21.510	
2 -	41.178	26.678	1:07.856	64.08	2.310	09:03:29.366	
3 -	40.687	26.978	1:07.665	64.26	2.119	09:04:37.031	
4 -	40.147	26.354	1:06.501	65.39	0.955	09:05:43.532	
5 -	39.931	26.521	1:06.452 (3)	65.43	0.906	09:06:49.984	
6 -	40.170	26.447	1:06.617	65.27	1.071	09:07:56.601	
7 -	40.121	26.522	1:06.643	65.25	1.097	09:09:03.244	
8 -	40.053	26.142	1:06.195 (2)	65.69	0.649	09:10:09.439	
9 -	39.898	25.648	1:05.546 (1)	66.34		09:11:14.985	
10 -	40.258	26.320	1:06.578	65.31	1.032	09:12:21.563	
11 -	40.213	26.424	1:06.637	65.25	1.091	09:13:28.200	

P20		33 J		Patrick KLINGE		Kawasaki NINJA 300 - Klingklong Racing	
IDEAL LAP TIME : 1:05.741		BEST LAP TIME : 1:05.741		DIFFERENCE : 0.000			
LAP	SECTOR 1	SECTOR 2	LAP TIME	MPH	DIFF	TIME OF DAY	
1 -	46.073	28.627	1:14.700	58.21	8.959	09:03:05.378	
2 -	42.567	26.175	1:08.742	63.25	3.001	09:04:14.120	
3 -	40.550	29.394	1:09.944	62.17	4.203	09:05:24.064	
4 -	41.188	26.459	1:07.647	64.28	1.906	09:06:31.711	
5 -	41.133	27.890	1:09.023	63.00	3.282	09:07:40.734	
6 -	40.405	26.123	1:06.528	65.36	0.787	09:08:47.262	
7 -	39.816	25.925	1:05.741 (1)	66.14		09:09:53.003	
8 -	39.817	25.936	1:05.753 (2)	66.13	0.012	09:10:58.756	
9 -	40.432	26.073	1:06.505	65.38	0.764	09:12:05.261	
10 -	40.122	26.385	1:06.507	65.38	0.766	09:13:11.768	
11 -	39.930	26.166	1:06.096 (3)	65.79	0.355	09:14:17.864	

P21		73 S		Jemma HANNAFORD		Kawasaki NINJA 300 -	
IDEAL LAP TIME : 1:05.889		BEST LAP TIME : 1:06.211		DIFFERENCE : 0.322			
LAP	SECTOR 1	SECTOR 2	LAP TIME	MPH	DIFF	TIME OF DAY	
1 -	47.730	28.710	1:16.440	56.88	10.229	09:02:57.114	
2 -	44.162	28.188	1:12.350	60.10	6.139	09:04:09.464	
3 -	44.343	29.441	1:13.784	58.93	7.573	09:05:23.248	
4 -	41.384	26.955	1:08.339	63.63	2.128	09:06:31.587	
5 -	42.399	27.264	1:09.663	62.42	3.452	09:07:41.250	
6 -	43.028	28.414	1:11.442	60.86	5.231	09:08:52.692	
7 -	41.941	27.318	1:09.259	62.78	3.048	09:10:01.951	
8 -	40.364	25.847	1:06.211 (1)	65.67		09:11:08.162	
9 -	40.042	26.257	1:06.299 (2)	65.59	0.088	09:12:14.461	
10 -	40.224	26.083	1:06.307 (3)	65.58	0.096	09:13:20.768	

BMCRC - MRO Championships 2023 - Rnd 1 @ Brands Hatch Indy

ACU Team Green Junior Cup & Senior Ninja Series

QUALIFYING - SECTOR ANALYSIS



SECTOR 1 = FL to I1, SECTOR 2 = I1 to FL, DIFF = Difference To Personal Best Lap, P = Crossed Finish Line in Pit Lane, D = Time Disallowed

P22 87 J		Sam ATKINSON		Kawasaki - Major Heat			
IDEAL LAP TIME : 1:06.666		BEST LAP TIME : 1:06.931		DIFFERENCE : 0.265			
LAP	SECTOR 1	SECTOR 2	LAP TIME	MPH	DIFF	TIME OF DAY	
1 -	48.241	29.637	1:17.878	55.83	10.947	09:03:05.309	
2 -	44.462	27.732	1:12.194	60.23	5.263	09:04:17.503	
3 -	42.219	27.354	1:09.573	62.50	2.642	09:05:27.076	
4 -	44.548	29.180	1:13.728	58.98	6.797	09:06:40.804	
5 -	45.786	27.246	1:13.032	59.54	6.101	09:07:53.836	
6 -	40.138	26.886	1:07.024 (2)	64.88	0.093	09:09:00.860	
7 -	40.403	26.528	1:06.931 (1)	64.97		09:10:07.791	
8 -	40.497	27.075	1:07.572 (3)	64.35	0.641	09:11:15.363	
9 -	40.958	27.216	1:08.174	63.78	1.243	09:12:23.537	
10 -	42.757	26.944	1:09.701	62.38	2.770	09:13:33.238	

P23 12 J		Kees RAMSEY		Kawasaki NINJA 400 -			
IDEAL LAP TIME : 1:06.589		BEST LAP TIME : 1:06.936		DIFFERENCE : 0.347			
LAP	SECTOR 1	SECTOR 2	LAP TIME	MPH	DIFF	TIME OF DAY	
1 -	46.322	28.178	1:14.500	58.37	7.564	09:02:47.177	
2 -	45.169	28.683	1:13.852	58.88	6.916	09:04:01.029	
3 -	42.790	27.111	1:09.901	62.21	2.965	09:05:10.930	
4 -	41.524	27.144	1:08.668	63.32	1.732	09:06:19.598	
5 -	41.722	27.624	1:09.346	62.70	2.410	09:07:28.944	
6 -	41.852	26.980	1:08.832	63.17	1.896	09:08:37.776	
7 -	41.241	26.832	1:08.073 (3)	63.88	1.137	09:09:45.849	
8 -	41.913	26.816	1:08.729	63.27	1.793	09:10:54.578	
9 -	41.428	26.591	1:08.019 (2)	63.93	1.083	09:12:02.597	
10 -	42.413	26.397	1:08.810	63.19	1.874	09:13:11.407	
11 -	40.192	26.744	1:06.936 (1)	64.96		09:14:18.343	

P24 16 J		Aleisha LAYTON		Kawasaki NINJA -			
IDEAL LAP TIME : 1:09.832		BEST LAP TIME : 1:09.832		DIFFERENCE : 0.000			
LAP	SECTOR 1	SECTOR 2	LAP TIME	MPH	DIFF	TIME OF DAY	
1 -	50.640	30.193	1:20.833	53.79	11.001	09:02:45.187	
2 -	46.373	29.322	1:15.695	57.44	5.863	09:04:00.882	
3 -	46.046	28.609	1:14.655	58.24	4.823	09:05:15.537	
4 -	43.357	28.846	1:12.203	60.22	2.371	09:06:27.740	
5 -	44.495	28.379	1:12.874	59.67	3.042	09:07:40.614	
6 -	43.447	27.605	1:11.052	61.20	1.220	09:08:51.666	
7 -	42.659	27.407	1:10.066 (2)	62.06	0.234	09:10:01.732	
8 -	42.436	27.396	1:09.832 (1)	62.27		09:11:11.564	
9 -	42.739	27.754	1:10.493 (3)	61.68	0.661	09:12:22.057	

P25 23 S		Saskya BUSH		Kawasaki NINJA 300 -			
IDEAL LAP TIME : 1:10.080		BEST LAP TIME : 1:10.080		DIFFERENCE : 0.000			
LAP	SECTOR 1	SECTOR 2	LAP TIME	MPH	DIFF	TIME OF DAY	
1 -	52.781	31.916	1:24.697	51.34	14.617	09:02:45.325	
2 -	49.379	31.140	1:20.519	54.00	10.439	09:04:05.844	
3 -	47.785	30.676	1:18.461	55.42	8.381	09:05:24.305	
4 -	47.087	28.887	1:15.974	57.23	5.894	09:06:40.279	
5 -	46.519	29.164	1:15.683	57.45	5.603	09:07:55.962	
6 -	45.124	29.253	1:14.377	58.46	4.297	09:09:10.339	
7 -	43.820	28.350	1:12.170	60.25	2.090	09:10:22.509	
8 -	44.043	28.051	1:12.094 (3)	60.31	2.014	09:11:34.603	
9 -	43.876	28.064	1:11.940 (2)	60.44	1.860	09:12:46.543	
10 -	42.628	27.452	1:10.080 (1)	62.05		09:13:56.623	

BMCRC - MRO Championships 2023 - Rnd 1 @ Brands Hatch Indy

ACU Team Green Junior Cup & Senior Ninja Series

QUALIFYING - BEST SECTORS

SECTOR 1				SECTOR 2				IDEAL / BEST COMPARISON				
POS	NO	NAME	TIME	NO	NAME	TIME	POS	NO	NAME	IDEAL	BEST	DIFF
									PERFECT LAP	57.553		
1	35	WESTON	34.418	35	WESTON	23.135	1	35	WESTON	57.553	57.553	0.000
2	191	DANCE	35.327	1	ATKINSON	23.590	2	191	DANCE	58.987	58.987	0.000
3	1	ATKINSON	35.409	191	DANCE	23.660	3	1	ATKINSON	58.999	59.099	0.100
4	18	HIGGINS	35.531	34	ARBON	23.782	4	31	PARK	59.353	59.353	0.000
5	31	PARK	35.544	31	PARK	23.809	5	18	HIGGINS	59.496	59.496	0.000
6	34	ARBON	36.178	10	BRUNSDON	23.882	6	34	ARBON	59.960	59.960	0.000
7	10	BRUNSDON	36.320	18	HIGGINS	23.965	7	10	BRUNSDON	1:00.202	1:00.519	0.317
8	77	WHITE	36.471	77	WHITE	24.211	8	77	WHITE	1:00.682	1:00.682	0.000
9	19	FISHER	36.764	141	GUILLERY	24.282	9	19	FISHER	1:01.443	1:01.797	0.354
10	270	BROWN	37.000	270	BROWN	24.449	10	270	BROWN	1:01.449	1:01.598	0.149
11	45	MACKENZIE	37.064	400	THURTL	24.624	11	141	GUILLERY	1:01.458	1:01.458	0.000
12	400	THURTL	37.079	19	FISHER	24.679	12	400	THURTL	1:01.703	1:01.836	0.133
13	141	GUILLERY	37.176	277	HAYWARD	24.856	13	45	MACKENZIE	1:01.928	1:01.935	0.007
14	277	HAYWARD	37.467	45	MACKENZIE	24.864	14	277	HAYWARD	1:02.323	1:02.530	0.207
15	11	BATE	38.392	54	SCOTT	25.311	15	54	SCOTT	1:03.838	1:04.458	0.620
16	54	SCOTT	38.527	99	WOLFF	25.439	16	99	WOLFF	1:04.056	1:04.252	0.196
17	99	WOLFF	38.617	4	FRANKLIN	25.648	17	11	BATE	1:04.094	1:04.094	0.000
18	33	KLINGE	39.816	11	BATE	25.702	18	4	FRANKLIN	1:05.546	1:05.546	0.000
19	4	FRANKLIN	39.898	73	HANNAFORD	25.847	19	33	KLINGE	1:05.741	1:05.741	0.000
20	73	HANNAFORD	40.042	33	KLINGE	25.925	20	73	HANNAFORD	1:05.889	1:06.211	0.322
21	87	ATKINSON	40.138	12	RAMSEY	26.397	21	12	RAMSEY	1:06.589	1:06.936	0.347
22	12	RAMSEY	40.192	87	ATKINSON	26.528	22	87	ATKINSON	1:06.666	1:06.931	0.265
23	16	LAYTON	42.436	16	LAYTON	27.396	23	16	LAYTON	1:09.832	1:09.832	0.000
24	23	BUSH	42.628	23	BUSH	27.452	24	23	BUSH	1:10.080	1:10.080	0.000
25							25	65	BREESE		59.471	

BMCRC - MRO Championships 2023 - Rnd 1 @ Brands Hatch Indy

ACU Team Green Junior Cup & Senior Ninja Series

QUALIFYING - STATISTICS

Competitors Started 25
Planned Start 2023-03-11 @ 09:00:00.000
Actual Start 2023-03-11 @ 09:00:30.749
Finish Time 2023-03-11 @ 09:13:18.166
Track Length 1.2079mi.
Total Laps 274
Total Distance Covered 330.9770mi.

Session Fastest Lap History

NO	CL	NAME	LAP TIME	TIME OF DAY	LAP	VEHICLE
35	J	Zack WESTON	1:02.848	09:02:13.994	1	Kawasaki NINJA 400
35	J	Zack WESTON	58.973	09:03:12.967	2	Kawasaki NINJA 400
35	J	Zack WESTON	58.472	09:08:11.720	7	Kawasaki NINJA 400
35	J	Zack WESTON	57.948	09:10:08.897	9	Kawasaki NINJA 400
35	J	Zack WESTON	57.553	09:14:05.471	13	Kawasaki NINJA 400

Flag History

TYPE	TIME OF DAY
GREEN	09:00:30.749
FINISH	09:13:18.166

Flag Statistics

TYPE	COUNT	TOTAL LAPS	TOTAL TIME
Green	1	13	14:00.152
Red	0	0	0.000
Safety Car	0	0	0.000
FCY	0	0	0.000

BMCRC - MRO Championships 2023 - Rnd 1 @ Brands Hatch Indy

ACU Team Green Junior Cup & Senior Ninja Series

QUALIFYING - STATISTICS

CLASS : S

14 Starters

Fastest Lap History

NO	NAME	LAP TIME	TIME OF DAY	LAP	VEHICLE
99	Jack WOLFF	1:07.284	09:02:18.515	1	Kawasaki NINJA 300
99	Jack WOLFF	1:05.782	09:03:24.297	2	Kawasaki NINJA 300
65	Konrad BREESE	1:04.981	09:03:29.541	2	Kawasaki NINJA 300
1	Phil ATKINSON	1:02.282	09:03:33.927	2	Kawasaki NINJA 400
65	Konrad BREESE	1:01.578	09:04:31.120	3	Kawasaki NINJA 300
65	Konrad BREESE	1:01.248	09:05:32.368	4	Kawasaki NINJA 300
1	Phil ATKINSON	59.997	09:05:35.633	4	Kawasaki NINJA 400
1	Phil ATKINSON	59.784	09:06:35.416	5	Kawasaki NINJA 400
65	Konrad BREESE	59.687	09:11:39.758	10	Kawasaki NINJA 300
1	Phil ATKINSON	59.099	09:13:14.115	11	Kawasaki NINJA 400

BMCRC - MRO Championships 2023 - Rnd 1 @ Brands Hatch Indy

ACU Team Green Junior Cup & Senior Ninja Series

QUALIFYING - STATISTICS

CLASS : J

11 Starters

Fastest Lap History

NO	NAME	LAP TIME	TIME OF DAY	LAP	VEHICLE
35	Zack WESTON	1:02.848	09:02:13.994	1	Kawasaki NINJA 400
35	Zack WESTON	58.973	09:03:12.967	2	Kawasaki NINJA 400
35	Zack WESTON	58.472	09:08:11.720	7	Kawasaki NINJA 400
35	Zack WESTON	57.948	09:10:08.897	9	Kawasaki NINJA 400
35	Zack WESTON	57.553	09:14:05.471	13	Kawasaki NINJA 400

BMCRC - MRO Championships 2023 - Rnd 1 @ Brands Hatch Indy



ACU Team Green Junior Cup & Senior Ninja Series

RACE 1 - GRID (9 Laps)



ROW 9	27		26	63 Robert BUSH	25	23 Saskya BUSH	1:10.080		
ROW 8	24	16 Aleisha LAYTON	1:09.832	23	12 Kees RAMSEY	1:06.936	22	87 Sam ATKINSON	1:06.931
ROW 7	21	73 Jemma HANNAFORD	1:06.211	20	33 Patrick KLINGE	1:05.741	19	4 Nigel FRANKLIN	1:05.546
ROW 6	18	54 Ben SCOTT	1:04.458	17	99 Jack WOLFF	1:04.252	16	11 Freddie BATE	1:04.094
ROW 5	15	277 Richard HAYWARD	1:02.530	14	45 Marley MACKENZIE	1:01.935	13	400 Stuart THURTLÉ	1:01.836
ROW 4	12	19 Daniel FISHER	1:01.797	11	270 Ben BROWN	1:01.598	10	141 Noah GUILLERY	1:01.458
ROW 3	9	77 Joe WHITE	1:00.682	8	10 Mike BRUNSDON	1:00.519	7	34 Oliver ARBON	59.960
ROW 2	6	18 George HIGGINS	59.496	5	65 Konrad BREESE	59.471	4	31 Robbie PARK	59.353
ROW 1	3	1 Phil ATKINSON	59.099	2	191 Craig DANCE	58.987	1	35 Zack WESTON	57.553
Pole									

Brands Hatch Indy: 1.2079 miles

These results are provisional until the conclusion of any judicial and technical matters.

Clerk Of Course :	Stewards :	Timekeeper : Craig Smith
-------------------	------------	--------------------------

Results can be found at www.tsl-timing.com

Printed - 09:16 Saturday, 11 March 2023



BMCRC - MRO Championships 2023 - Rnd 1 @ Brands Hatch Indy



ACU Team Green Junior Cup & Senior Ninja Series

RACE 1 - CLASSIFICATION

Kawasaki

POS	NO	CL	PIC NAME	ENTRY	LAPS	TIME	GAP	DIFF	MPH	BEST	ON
1	35	J	1 Zack WESTON	Kawasaki NINJA 400 - NW Racing	9	8:36.045			75.84	56.123	4
2	1	S	1 Phil ATKINSON	Kawasaki NINJA 400 - ROSE MOT/Q Oil Treatments	9	8:44.263	8.218	8.218	74.65	56.935	3
3	191	J	2 Craig DANCE	Kawasaki NINJA 300 - 2 brothers scaffolding	9	8:50.922	14.877	6.659	73.71	57.943	4
4	65*	S	2 Konrad BREESE	Kawasaki NINJA 300 - STIHL Racing	9	8:56.042	19.997	5.120	73.01	58.486	5
5	34	S	3 Oliver ARBON	Kawasaki NINJA 400 - tt plumbing and heating	9	9:00.130	24.085	4.088	72.45	58.568	9
6	277	S	4 Richard HAYWARD	Kawasaki NINJA 300 - GForce/Hayward R Ltd/Snap	9	9:00.328	24.283	0.198	72.43	58.301	9
7	18	J	3 George HIGGINS	Kawasaki NINJA 400 - Aztec Racing	9	9:00.700	24.655	0.372	72.38	58.526	9
8	77	S	5 Joe WHITE	Kawasaki NINJA 400 - Just In Graphics /MZ CONTR	9	9:04.903	28.858	4.203	71.82	59.152	5
9	10	S	6 Mike BRUNSDON	Kawasaki NINJA 400 - Pure Moto - SHAD UK	9	9:05.167	29.122	0.264	71.78	58.954	9
10	45	J	4 Marley MACKENZIE	Kawasaki NINJA - Kirkcaldy Kawasaki, ELPM	9	9:14.094	38.049	8.927	70.63	59.997	8
11	270	S	7 Ben BROWN	Kawasaki NINJA - Hunts Motorcycles	9	9:14.183	38.138	0.089	70.62	1:00.346	8
12	141	J	5 Noah GUILLERY	Kawasaki NINJA 300 - MDM-R	9	9:14.790	38.745	0.607	70.54	59.982	9
13	19	S	8 Daniel FISHER	Kawasaki NINJA -	9	9:15.280	39.235	0.490	70.48	1:00.117	9
14	400	S	9 Stuart THURTLE	Kawasaki NINJA 400 - TeamTortoise Racing	9	9:15.510	39.465	0.230	70.45	1:00.561	7
15	54	S	10 Ben SCOTT	Kawasaki NINJA 250 - GI Landscapes VampTech	9	9:15.921	39.876	0.411	70.40	59.967	5
16	99	S	11 Jack WOLFF	Kawasaki NINJA 300 - Nym Technologies Racing	9	9:16.154	40.109	0.233	70.37	1:00.541	3
17	12	J	6 Kees RAMSEY	Kawasaki NINJA 400 -	8	8:44.607	1 Lap	1 Lap	66.31	1:03.054	7
18	73	S	12 Jemma HANNAFORD	Kawasaki NINJA 300 -	8	8:47.180	1 Lap	2.573	65.99	1:03.496	7
19	33	J	7 Patrick KLINGE	Kawasaki NINJA 300 - Klingklong Racing	8	8:47.738	1 Lap	0.558	65.92	1:02.886	8
20	4	S	13 Nigel FRANKLIN	Kawasaki NINJA - Jane Franklin	8	8:49.908	1 Lap	2.170	65.65	1:04.020	7
21	87	J	8 Sam ATKINSON	Kawasaki - Major Heat	8	8:59.350	1 Lap	9.442	64.50	1:05.418	7
22	16	J	9 Aleisha LAYTON	Kawasaki NINJA -	8	9:15.376	1 Lap	16.026	62.64	1:06.417	8
23	23	S	14 Saskya BUSH	Kawasaki NINJA 300 -	7	8:37.106	2 Laps	1 Lap	58.86	1:10.165	4

NOT CLASSIFIED

DNF	11	J	Freddie BATE	Kawasaki NINJA 300 - hartjay	4	4:15.728	5 Laps	3 Laps	68.01	1:01.088	3
DNF	31	J	Robbie PARK	Kawasaki NINJA - The Biltong Banter Box	3	3:03.563	6 Laps	1 Lap	71.06	59.092	3

FASTEST LAP

	35	J	Zack WESTON	Kawasaki NINJA 400 - NW Racing	4	56.123			77.48 mph	124.69 kph
	1	S	Phil ATKINSON	Kawasaki NINJA 400 - ROSE MOT/Q Oil Treatments	3	56.935			76.37 mph	122.91 kph

* No. 65 - Please fit a working transponder
 Class J - 92.5% of Race Speed = 70.15 mph
 Class S - 92.5% of Race Speed = 69.05 mph

Weather / Track : Cloudy / Dry

These results are provisional until the conclusion of any judicial and technical matters.

Race Distance: 9 Laps / 10.87 miles

Brands Hatch Indy: 1.2079 miles

Date: 11/03/2023 Start: 11:40 Finish: 11:48

Clerk Of Course :	Stewards :	Timekeeper : <i>Craig Smith</i>
-------------------	------------	------------------------------------

Results can be found at www.tsl-timing.com

Printed - 12:00 Saturday, 11 March 2023



BMCRC - MRO Championships 2023 - Rnd 1 @ Brands Hatch Indy

ACU Team Green Junior Cup & Senior Ninja Series

RACE 1 - LAP CHART

LAP 1 @ 11:41:05.302

NO	BEHIND	LAP TIME
35		1:01.597
1	1.415	1:03.012
191	2.376	1:03.973
31	3.400	1:04.997
65	3.638	1:05.235
34	4.266	1:05.863
18	4.303	1:05.900
77	5.472	1:07.069
277	5.568	1:07.165
10	5.651	1:07.248
270	6.573	1:08.170
400	6.751	1:08.348
99	7.152	1:08.749
45	7.902	1:09.499
141	8.235	1:09.832
19	8.528	1:10.125
54	8.977	1:10.574
11	9.631	1:11.228
33	12.350	1:13.947
73	12.994	1:14.591
12	13.680	1:15.277
87	13.803	1:15.400
4	15.962	1:17.559
16	19.228	1:20.825
23	22.844	1:24.441

LAP 2 @ 11:42:02.130

NO	BEHIND	LAP TIME
35		56.828
1	1.685	57.098
191	3.545	57.997
31	6.046	59.474
65	6.149	59.339
34	7.080	59.642
18	7.485	1:00.010
277	7.742	59.002
77	8.805	1:00.161
10	8.937	1:00.114
270	10.404	1:00.659
400	11.055	1:01.132
99	11.697	1:01.373
45	12.521	1:01.447
19	12.687	1:00.987
141	13.241	1:01.834
54	13.409	1:01.260
11	14.909	1:02.106
33	20.834	1:05.312
73	22.330	1:06.164
12	22.591	1:05.739
87	23.996	1:07.021
4	24.491	1:05.357
16	32.848	1:10.448
23	39.410	1:13.394

LAP 3 @ 11:42:58.437

NO	BEHIND	LAP TIME
35		56.307
1	2.313	56.935
191	5.250	58.012
65	8.684	58.842
31	8.831	59.092
34	10.009	59.236

18	10.538	59.360
277	10.632	59.197
77	12.248	59.750
10	12.332	59.702
270	14.942	1:00.845
400	15.364	1:00.616
99	15.931	1:00.541
45	16.913	1:00.699
19	17.146	1:00.766
141	17.628	1:00.694
54	18.213	1:01.111
11	19.690	1:01.088
73	30.743	1:04.720
12	31.195	1:04.911
4	32.875	1:04.691
87	34.244	1:06.555
33	34.866	1:10.339
16	45.597	1:09.056

LAP 4 @ 11:43:54.560

NO	BEHIND	LAP TIME
35		56.123
23	1 Lap	1:13.265
1	3.149	56.959
191	7.070	57.943
65	11.289	58.728
34	12.945	59.059
18	13.448	59.033
277	13.529	59.020
10	15.584	59.375
77	16.052	59.927
270	20.141	1:01.322
400	20.280	1:01.039
99	20.424	1:00.616
45	21.380	1:00.590
19	21.812	1:00.789
141	21.898	1:00.393
54	22.822	1:00.732
11	24.873	1:01.306
12	39.365	1:04.293
73	39.475	1:04.855
4	42.153	1:05.401
33	42.594	1:03.851
87	44.899	1:06.778

LAP 5 @ 11:44:51.257

NO	BEHIND	LAP TIME
35		56.697
16	1 Lap	1:07.962
1	3.631	57.179
191	8.769	58.396
65	13.078	58.486
23	1 Lap	1:10.165
34	15.535	59.287
18	16.117	59.366
277	16.208	59.376
10	18.262	59.375
77	18.507	59.152
270	24.197	1:00.753
99	24.552	1:00.825
400	24.599	1:01.016
45	25.269	1:00.586
141	25.312	1:00.111
19	25.921	1:00.806
54	26.092	59.967

12	46.820	1:04.152
73	48.009	1:05.231
4	49.598	1:04.142
33	50.109	1:04.212
87	54.325	1:06.123

LAP 6 @ 11:45:47.692

NO	BEHIND	LAP TIME
35		56.435
1	4.989	57.793
191	10.525	58.191
16	1 Lap	1:06.506
65	15.260	58.617
34	19.634	1:00.534
18	19.875	1:00.193
277	20.196	1:00.423
77	22.493	1:00.421
10	22.856	1:01.029
270	28.685	1:00.923
99	29.034	1:00.917
23	1 Lap	1:11.852
45	29.255	1:00.421
400	29.505	1:01.341
19	30.031	1:00.545
141	30.060	1:01.183
54	30.330	1:00.673
12	54.389	1:04.004
73	55.588	1:04.014

LAP 7 @ 11:46:44.805

NO	BEHIND	LAP TIME
35		57.113
4	1 Lap	1:04.496
33	1 Lap	1:04.221
1	5.809	57.933
87	1 Lap	1:06.312
191	12.664	59.252
65	17.601	59.454
16	1 Lap	1:06.890
34	21.400	58.879
277	21.443	58.360
18	22.092	59.330
77	24.559	59.179
10	25.346	59.603
270	32.386	1:00.814
45	32.664	1:00.522
99	32.870	1:00.949
400	32.953	1:00.561
19	33.322	1:00.404
141	33.624	1:00.677
54	34.235	1:01.018
23	1 Lap	1:12.450

LAP 8 @ 11:47:41.486

NO	BEHIND	LAP TIME
35		56.681
12	1 Lap	1:03.054
73	1 Lap	1:03.496
33	1 Lap	1:02.970
1	7.174	58.046
4	1 Lap	1:04.020
191	14.348	58.365
87	1 Lap	1:05.418
65	19.562	58.642

34	23.781	59.062
277	24.246	59.484
18	24.393	58.982
77	27.456	59.578
10	28.432	59.767
16	1 Lap	1:07.272
45	35.980	59.997
270	36.051	1:00.346
99	36.838	1:00.649
400	36.922	1:00.650
141	37.027	1:00.084
19	37.382	1:00.741
54	37.902	1:00.348

LAP 9 @ 11:48:39.750

NO	BEHIND	LAP TIME
35		58.264
23	2 Laps	1:11.539
1	8.218	59.308
12	1 Lap	1:03.177
73	1 Lap	1:04.109
33	1 Lap	1:02.886
4	1 Lap	1:04.242
191	14.877	58.793
65	19.997	58.699
87	1 Lap	1:05.743
34	24.085	58.568
277	24.283	58.301
18	24.655	58.526
77	28.858	59.666
10	29.122	58.954
45	38.049	1:00.333
270	38.138	1:00.351
141	38.745	59.982
19	39.235	1:00.117
16	1 Lap	1:06.417
400	39.465	1:00.807
54	39.876	1:00.238
99	40.109	1:01.535

BMCRC - MRO Championships 2023 - Rnd 1 @ Brands Hatch Indy

ACU Team Green Junior Cup & Senior Ninja Series

RACE 1 - POSITION CHART

No	Name	Lap											
		Pos	1	2	3	4	5	6	7	8	9		
35	WESTON	1	35	35	35	35	35	35	35	35	35	35	35
191	DANCE	2	1	1	1	1	1	1	1	1	1	1	1
1	ATKINSON	3	191	191	191	191	191	191	191	191	191	191	191
31	PARK	4	31	31	65	65	65	65	65	65	65	65	65
65	BREESE	5	65	65	31	34	34	34	34	34	34	34	34
18	HIGGINS	6	34	34	34	18	18	18	277	277	277	277	277
34	ARBON	7	18	18	18	277	277	277	18	18	18	18	18
10	BRUNSDON	8	77	277	277	10	10	77	77	77	77	77	77
77	WHITE	9	277	77	77	77	77	10	10	10	10	10	10
141	GUILLERY	10	10	10	10	270	270	270	270	45	45	45	45
270	BROWN	11	270	270	270	400	99	99	45	270	270	270	270
19	FISHER	12	400	400	400	99	400	45	99	99	99	141	141
400	THURTL	13	99	99	99	45	45	400	400	400	19	19	19
45	MACKENZIE	14	45	45	45	19	141	19	19	141	400	400	400
277	HAYWARD	15	141	19	19	141	19	141	141	19	54	54	54
11	BATE	16	19	141	141	54	54	54	54	54	99	99	99
99	WOLFF	17	54	54	54	11	12	12	12	12	12	12	12
54	SCOTT	18	11	11	11	12	73	73	73	73	73	73	73
4	FRANKLIN	19	33	33	73	73	4	4	33	33	33	33	33
33	KLINGE	20	73	73	12	4	33	33	4	4	4	4	4
73	HANNAFORD	21	12	12	4	33	87	87	87	87	87	87	87
87	ATKINSON	22	87	87	87	87	16	16	16	16	16	16	16
12	RAMSEY	23	4	4	33	16	23	23	23	23	23	23	23
16	LAYTON	24	16	16	16	23							
23	BUSH	25	23	23	23								

BMCRC - MRO Championships 2023 - Rnd 1 @ Brands Hatch Indy

ACU Team Green Junior Cup & Senior Ninja Series

RACE 1 - SECTOR ANALYSIS



SECTOR 1 = FL to I1, SECTOR 2 = I1 to FL, DIFF = Difference To Personal Best Lap, P = Crossed Finish Line in Pit Lane, D = Time Disallowed

P1		35 J		Zack WESTON		Kawasaki NINJA 400 - NW Racing	
IDEAL LAP TIME : 56.074		BEST LAP TIME : 56.123		DIFFERENCE : 0.049			
LAP	SECTOR 1	SECTOR 2	LAP TIME	MPH	DIFF	TIME OF DAY	
1 -		22.950	1:01.597	70.59	5.474	11:41:05.302	
2 -	33.883	22.945	56.828	76.52	0.705	11:42:02.130	
3 -	33.497	22.810	56.307 (2)	77.23	0.184	11:42:58.437	
4 -	33.371	22.752	56.123 (1)	77.48		11:43:54.560	
5 -	33.322	23.375	56.697	76.69	0.574	11:44:51.257	
6 -	33.638	22.797	56.435 (3)	77.05	0.312	11:45:47.692	
7 -	33.947	23.166	57.113	76.14	0.990	11:46:44.805	
8 -	33.907	22.774	56.681	76.72	0.558	11:47:41.486	
9 -	33.871	24.393	58.264	74.63	2.141	11:48:39.750	

P2		1 S		Phil ATKINSON		Kawasaki NINJA 400 - ROSE MOT/Q Oil Treatments	
IDEAL LAP TIME : 56.928		BEST LAP TIME : 56.935		DIFFERENCE : 0.007			
LAP	SECTOR 1	SECTOR 2	LAP TIME	MPH	DIFF	TIME OF DAY	
1 -		23.227	1:03.012	69.01	6.077	11:41:06.717	
2 -	34.130	22.968	57.098 (3)	76.16	0.163	11:42:03.815	
3 -	34.051	22.884	56.935 (1)	76.37		11:43:00.750	
4 -	34.044	22.915	56.959 (2)	76.34	0.024	11:43:57.709	
5 -	34.211	22.968	57.179	76.05	0.244	11:44:54.888	
6 -	34.730	23.063	57.793	75.24	0.858	11:45:52.681	
7 -	34.380	23.553	57.933	75.06	0.998	11:46:50.614	
8 -	34.212	23.834	58.046	74.91	1.111	11:47:48.660	
9 -	35.261	24.047	59.308	73.32	2.373	11:48:47.968	

P3		191 J		Craig DANCE		Kawasaki NINJA 300 - 2 brothers scaffolding	
IDEAL LAP TIME : 57.836		BEST LAP TIME : 57.943		DIFFERENCE : 0.107			
LAP	SECTOR 1	SECTOR 2	LAP TIME	MPH	DIFF	TIME OF DAY	
1 -		23.530	1:03.973	67.97	6.030	11:41:07.678	
2 -	34.625	23.372	57.997 (2)	74.97	0.054	11:42:05.675	
3 -	34.475	23.537	58.012 (3)	74.96	0.069	11:43:03.687	
4 -	34.527	23.416	57.943 (1)	75.04		11:44:01.630	
5 -	34.615	23.781	58.396	74.46	0.453	11:45:00.026	
6 -	34.464	23.727	58.191	74.72	0.248	11:45:58.217	
7 -	35.532	23.720	59.252	73.39	1.309	11:46:57.469	
8 -	34.806	23.559	58.365	74.50	0.422	11:47:55.834	
9 -	35.134	23.659	58.793	73.96	0.850	11:48:54.627	

P4		65 S		Konrad BREESE		Kawasaki NINJA 300 - STIHL Racing	
IDEAL LAP TIME :		BEST LAP TIME : 58.486		DIFFERENCE :			
LAP	SECTOR 1	SECTOR 2	LAP TIME	MPH	DIFF	TIME OF DAY	
1 -			1:05.235	66.65	6.749	11:41:08.940	
2 -			59.339	73.28	0.853	11:42:08.279	
3 -			58.842	73.90	0.356	11:43:07.121	
4 -			58.728	74.04	0.242	11:44:05.849	
5 -			58.486 (1)	74.35		11:45:04.335	
6 -			58.617 (2)	74.18	0.131	11:46:02.952	
7 -			59.454	73.14	0.968	11:47:02.406	
8 -			58.642 (3)	74.15	0.156	11:48:01.048	
9 -			58.699	74.08	0.213	11:48:59.747	

BMCRC - MRO Championships 2023 - Rnd 1 @ Brands Hatch Indy

ACU Team Green Junior Cup & Senior Ninja Series

RACE 1 - SECTOR ANALYSIS



SECTOR 1 = FL to I1, SECTOR 2 = I1 to FL, DIFF = Difference To Personal Best Lap, P = Crossed Finish Line in Pit Lane, D = Time Disallowed

P5		34 S		Oliver ARBON		Kawasaki NINJA 400 - tt plumbing and heating	
IDEAL LAP TIME : 58.460		BEST LAP TIME : 58.568		DIFFERENCE : 0.108			
LAP	SECTOR 1	SECTOR 2	LAP TIME	MPH	DIFF	TIME OF DAY	
1 -		23.680	1:05.863	66.02	7.295	11:41:09.568	
2 -	35.769	23.873	59.642	72.91	1.074	11:42:09.210	
3 -	35.523	23.713	59.236	73.41	0.668	11:43:08.446	
4 -	35.352	23.707	59.059 (3)	73.63	0.491	11:44:07.505	
5 -	35.700	23.587	59.287	73.34	0.719	11:45:06.792	
6 -	36.661	23.873	1:00.534	71.83	1.966	11:46:07.326	
7 -	35.736	23.143	58.879 (2)	73.85	0.311	11:47:06.205	
8 -	35.533	23.529	59.062	73.62	0.494	11:48:05.267	
9 -	35.317	23.251	58.568 (1)	74.24		11:49:03.835	

P6		277 S		Richard HAYWARD		Kawasaki NINJA 300 - GForce/Hayward R Ltd/SnapOn	
IDEAL LAP TIME : 58.121		BEST LAP TIME : 58.301		DIFFERENCE : 0.180			
LAP	SECTOR 1	SECTOR 2	LAP TIME	MPH	DIFF	TIME OF DAY	
1 -		24.197	1:07.165	64.74	8.864	11:41:10.870	
2 -	35.604	23.398	59.002 (3)	73.70	0.701	11:42:09.872	
3 -	35.597	23.600	59.197	73.45	0.896	11:43:09.069	
4 -	35.516	23.504	59.020	73.68	0.719	11:44:08.089	
5 -	35.790	23.586	59.376	73.23	1.075	11:45:07.465	
6 -	36.194	24.229	1:00.423	71.96	2.122	11:46:07.888	
7 -	34.986	23.374	58.360 (2)	74.51	0.059	11:47:06.248	
8 -	35.542	23.942	59.484	73.10	1.183	11:48:05.732	
9 -	34.747	23.554	58.301 (1)	74.58		11:49:04.033	

P7		18 J		George HIGGINS		Kawasaki NINJA 400 - Aztec Racing	
IDEAL LAP TIME : 58.466		BEST LAP TIME : 58.526		DIFFERENCE : 0.060			
LAP	SECTOR 1	SECTOR 2	LAP TIME	MPH	DIFF	TIME OF DAY	
1 -		24.012	1:05.900	65.98	7.374	11:41:09.605	
2 -	36.109	23.901	1:00.010	72.46	1.484	11:42:09.615	
3 -	35.624	23.736	59.360	73.25	0.834	11:43:08.975	
4 -	35.196	23.837	59.033 (3)	73.66	0.507	11:44:08.008	
5 -	35.655	23.711	59.366	73.25	0.840	11:45:07.374	
6 -	36.171	24.022	1:00.193	72.24	1.667	11:46:07.567	
7 -	35.952	23.378	59.330	73.29	0.804	11:47:06.897	
8 -	35.396	23.586	58.982 (2)	73.72	0.456	11:48:05.879	
9 -	35.088	23.438	58.526 (1)	74.30		11:49:04.405	

P8		77 S		Joe WHITE		Kawasaki NINJA 400 - Just In Graphics /MZ CONTRACTS/ Silver	
IDEAL LAP TIME : 59.128		BEST LAP TIME : 59.152		DIFFERENCE : 0.024			
LAP	SECTOR 1	SECTOR 2	LAP TIME	MPH	DIFF	TIME OF DAY	
1 -		24.355	1:07.069	64.83	7.917	11:41:10.774	
2 -	36.177	23.984	1:00.161	72.28	1.009	11:42:10.935	
3 -	35.690	24.060	59.750	72.77	0.598	11:43:10.685	
4 -	35.927	24.000	59.927	72.56	0.775	11:44:10.612	
5 -	35.328	23.824	59.152 (1)	73.51		11:45:09.764	
6 -	36.337	24.084	1:00.421	71.97	1.269	11:46:10.185	
7 -	35.379	23.800	59.179 (2)	73.48	0.027	11:47:09.364	
8 -	35.621	23.957	59.578 (3)	72.99	0.426	11:48:08.942	
9 -	35.671	23.995	59.666	72.88	0.514	11:49:08.608	

BMCRC - MRO Championships 2023 - Rnd 1 @ Brands Hatch Indy

ACU Team Green Junior Cup & Senior Ninja Series

RACE 1 - SECTOR ANALYSIS



SECTOR 1 = FL to I1, SECTOR 2 = I1 to FL, DIFF = Difference To Personal Best Lap, P = Crossed Finish Line in Pit Lane, D = Time Disallowed

P9 10 S		Mike BRUNSDON		Kawasaki NINJA 400 - Pure Moto - SHAD UK		
IDEAL LAP TIME : 58.910		BEST LAP TIME : 58.954		DIFFERENCE : 0.044		
LAP	SECTOR 1	SECTOR 2	LAP TIME	MPH	DIFF	TIME OF DAY
1 -		23.976	1:07.248	64.66	8.294	11:41:10.953
2 -	36.267	23.847	1:00.114	72.33	1.160	11:42:11.067
3 -	35.781	23.921	59.702	72.83	0.748	11:43:10.769
4 -	35.441	23.934	59.375 (2)	73.23	0.421	11:44:10.144
5 -	35.401	23.974	59.375 (2)	73.23	0.421	11:45:09.519
6 -	37.206	23.823	1:01.029	71.25	2.075	11:46:10.548
7 -	35.745	23.858	59.603	72.95	0.649	11:47:10.151
8 -	35.699	24.068	59.767	72.75	0.813	11:48:09.918
9 -	35.445	23.509	58.954 (1)	73.76		11:49:08.872

P10 45 J		Marley MACKENZIE		Kawasaki NINJA - Kirkcaldy Kawasaki, ELPM		
IDEAL LAP TIME : 59.962		BEST LAP TIME : 59.997		DIFFERENCE : 0.035		
LAP	SECTOR 1	SECTOR 2	LAP TIME	MPH	DIFF	TIME OF DAY
1 -		24.794	1:09.499	62.57	9.502	11:41:13.204
2 -	36.666	24.781	1:01.447	70.76	1.450	11:42:14.651
3 -	36.174	24.525	1:00.699	71.64	0.702	11:43:15.350
4 -	36.107	24.483	1:00.590	71.77	0.593	11:44:15.940
5 -	36.021	24.565	1:00.586	71.77	0.589	11:45:16.526
6 -	36.208	24.213	1:00.421 (3)	71.97	0.424	11:46:16.947
7 -	36.194	24.328	1:00.522	71.85	0.525	11:47:17.469
8 -	35.749	24.248	59.997 (1)	72.48		11:48:17.466
9 -	35.831	24.502	1:00.333 (2)	72.07	0.336	11:49:17.799

P11 270 S		Ben BROWN		Kawasaki NINJA - Hunts Motorcycles		
IDEAL LAP TIME : 1:00.159		BEST LAP TIME : 1:00.346		DIFFERENCE : 0.187		
LAP	SECTOR 1	SECTOR 2	LAP TIME	MPH	DIFF	TIME OF DAY
1 -		24.301	1:08.170	63.78	7.824	11:41:11.875
2 -	36.345	24.314	1:00.659 (3)	71.68	0.313	11:42:12.534
3 -	36.660	24.185	1:00.845	71.47	0.499	11:43:13.379
4 -	36.819	24.503	1:01.322	70.91	0.976	11:44:14.701
5 -	36.626	24.127	1:00.753	71.57	0.407	11:45:15.454
6 -	36.825	24.098	1:00.923	71.37	0.577	11:46:16.377
7 -	36.698	24.116	1:00.814	71.50	0.468	11:47:17.191
8 -	36.532	23.814	1:00.346 (1)	72.06		11:48:17.537
9 -	36.399	23.952	1:00.351 (2)	72.05	0.005	11:49:17.888

P12 141 J		Noah GUILLERY		Kawasaki NINJA 300 - MDM-R		
IDEAL LAP TIME : 59.633		BEST LAP TIME : 59.982		DIFFERENCE : 0.349		
LAP	SECTOR 1	SECTOR 2	LAP TIME	MPH	DIFF	TIME OF DAY
1 -		24.646	1:09.832	62.27	9.850	11:41:13.537
2 -	36.953	24.881	1:01.834	70.32	1.852	11:42:15.371
3 -	36.641	24.053	1:00.694	71.64	0.712	11:43:16.065
4 -	35.957	24.436	1:00.393	72.00	0.411	11:44:16.458
5 -	35.859	24.252	1:00.111 (3)	72.34	0.129	11:45:16.569
6 -	36.852	24.331	1:01.183	71.07	1.201	11:46:17.752
7 -	36.467	24.210	1:00.677	71.66	0.695	11:47:18.429
8 -	36.103	23.981	1:00.084 (2)	72.37	0.102	11:48:18.513
9 -	35.652	24.330	59.982 (1)	72.49		11:49:18.495

BMCRC - MRO Championships 2023 - Rnd 1 @ Brands Hatch Indy

ACU Team Green Junior Cup & Senior Ninja Series

RACE 1 - SECTOR ANALYSIS



SECTOR 1 = FL to I1, SECTOR 2 = I1 to FL, DIFF = Difference To Personal Best Lap, P = Crossed Finish Line in Pit Lane, D = Time Disallowed

P13 19 S Daniel FISHER		Kawasaki NINJA -				
IDEAL LAP TIME : 59.578		BEST LAP TIME : 1:00.117		DIFFERENCE : 0.539		
LAP	SECTOR 1	SECTOR 2	LAP TIME	MPH	DIFF	TIME OF DAY
1 -		24.982	1:10.125	62.01	10.008	11:41:13.830
2 -	36.171	24.816	1:00.987	71.30	0.870	11:42:14.817
3 -	36.197	24.569	1:00.766	71.56	0.649	11:43:15.583
4 -	36.053	24.736	1:00.789	71.53	0.672	11:44:16.372
5 -	36.326	24.480	1:00.806	71.51	0.689	11:45:17.178
6 -	35.796	24.749	1:00.545 (3)	71.82	0.428	11:46:17.723
7 -	36.140	24.264	1:00.404 (2)	71.99	0.287	11:47:18.127
8 -	36.786	23.955	1:00.741	71.59	0.624	11:48:18.868
9 -	35.623	24.494	1:00.117 (1)	72.33		11:49:18.985

P14 400 S Stuart THURTLÉ		Kawasaki NINJA 400 - TeamTortoise Racing				
IDEAL LAP TIME : 1:00.282		BEST LAP TIME : 1:00.561		DIFFERENCE : 0.279		
LAP	SECTOR 1	SECTOR 2	LAP TIME	MPH	DIFF	TIME OF DAY
1 -		24.369	1:08.348	63.62	7.787	11:41:12.053
2 -	36.823	24.309	1:01.132	71.13	0.571	11:42:13.185
3 -	36.369	24.247	1:00.616 (2)	71.74	0.055	11:43:13.801
4 -	36.756	24.283	1:01.039	71.24	0.478	11:44:14.840
5 -	36.741	24.275	1:01.016	71.26	0.455	11:45:15.856
6 -	37.042	24.299	1:01.341	70.89	0.780	11:46:17.197
7 -	36.447	24.114	1:00.561 (1)	71.80		11:47:17.758
8 -	36.636	24.014	1:00.650 (3)	71.69	0.089	11:48:18.408
9 -	36.894	23.913	1:00.807	71.51	0.246	11:49:19.215

P15 54 S Ben SCOTT		Kawasaki NINJA 250 - GI Landscapes VampTech				
IDEAL LAP TIME : 59.667		BEST LAP TIME : 59.967		DIFFERENCE : 0.300		
LAP	SECTOR 1	SECTOR 2	LAP TIME	MPH	DIFF	TIME OF DAY
1 -		25.012	1:10.574	61.61	10.607	11:41:14.279
2 -	36.852	24.408	1:01.260	70.98	1.293	11:42:15.539
3 -	37.007	24.104	1:01.111	71.15	1.144	11:43:16.650
4 -	36.301	24.431	1:00.732	71.60	0.765	11:44:17.382
5 -	35.940	24.027	59.967 (1)	72.51		11:45:17.349
6 -	36.390	24.283	1:00.673	71.67	0.706	11:46:18.022
7 -	37.072	23.946	1:01.018	71.26	1.051	11:47:19.040
8 -	36.323	24.025	1:00.348 (3)	72.05	0.381	11:48:19.388
9 -	36.511	23.727	1:00.238 (2)	72.19	0.271	11:49:19.626

P16 99 S Jack WOLFF		Kawasaki NINJA 300 - Nym Technologies Racing				
IDEAL LAP TIME : 1:00.377		BEST LAP TIME : 1:00.541		DIFFERENCE : 0.164		
LAP	SECTOR 1	SECTOR 2	LAP TIME	MPH	DIFF	TIME OF DAY
1 -		24.609	1:08.749	63.25	8.208	11:41:12.454
2 -	37.209	24.164	1:01.373	70.85	0.832	11:42:13.827
3 -	36.446	24.095	1:00.541 (1)	71.82		11:43:14.368
4 -	36.623	23.993	1:00.616 (2)	71.74	0.075	11:44:14.984
5 -	36.384	24.441	1:00.825	71.49	0.284	11:45:15.809
6 -	36.600	24.317	1:00.917	71.38	0.376	11:46:16.726
7 -	36.715	24.234	1:00.949	71.34	0.408	11:47:17.675
8 -	36.562	24.087	1:00.649 (3)	71.70	0.108	11:48:18.324
9 -	37.315	24.220	1:01.535	70.66	0.994	11:49:19.859

BMCRC - MRO Championships 2023 - Rnd 1 @ Brands Hatch Indy

ACU Team Green Junior Cup & Senior Ninja Series

RACE 1 - SECTOR ANALYSIS



SECTOR 1 = FL to I1, SECTOR 2 = I1 to FL, DIFF = Difference To Personal Best Lap, P = Crossed Finish Line in Pit Lane, D = Time Disallowed

P17 12 J		Kees RAMSEY		Kawasaki NINJA 400 -		
IDEAL LAP TIME : 1:02.707		BEST LAP TIME : 1:03.054		DIFFERENCE : 0.347		
LAP	SECTOR 1	SECTOR 2	LAP TIME	MPH	DIFF	TIME OF DAY
1 -		26.116	1:15.277	57.76	12.223	11:41:18.982
2 -	40.181	25.558	1:05.739	66.14	2.685	11:42:24.721
3 -	39.965	24.946	1:04.911	66.99	1.857	11:43:29.632
4 -	39.498	24.795	1:04.293	67.63	1.239	11:44:33.925
5 -	38.910	25.242	1:04.152	67.78	1.098	11:45:38.077
6 -	38.955	25.049	1:04.004 (3)	67.94	0.950	11:46:42.081
7 -	38.478	24.576	1:03.054 (1)	68.96		11:47:45.135
8 -	38.131	25.046	1:03.177 (2)	68.83	0.123	11:48:48.312

P18 73 S		Jemma HANNAFORD		Kawasaki NINJA 300 -		
IDEAL LAP TIME : 1:03.496		BEST LAP TIME : 1:03.496		DIFFERENCE : 0.000		
LAP	SECTOR 1	SECTOR 2	LAP TIME	MPH	DIFF	TIME OF DAY
1 -		26.388	1:14.591	58.29	11.095	11:41:18.296
2 -	40.362	25.802	1:06.164	65.72	2.668	11:42:24.460
3 -	39.418	25.302	1:04.720	67.19	1.224	11:43:29.180
4 -	39.284	25.571	1:04.855	67.05	1.359	11:44:34.035
5 -	39.130	26.101	1:05.231	66.66	1.735	11:45:39.266
6 -	38.830	25.184	1:04.014 (2)	67.93	0.518	11:46:43.280
7 -	38.426	25.070	1:03.496 (1)	68.48		11:47:46.776
8 -	38.665	25.444	1:04.109 (3)	67.83	0.613	11:48:50.885

P19 33 J		Patrick KLINGE		Kawasaki NINJA 300 - Klingklong Racing		
IDEAL LAP TIME : 1:02.764		BEST LAP TIME : 1:02.886		DIFFERENCE : 0.122		
LAP	SECTOR 1	SECTOR 2	LAP TIME	MPH	DIFF	TIME OF DAY
1 -		25.775	1:13.947	58.80	11.061	11:41:17.652
2 -	39.663	25.649	1:05.312	66.58	2.426	11:42:22.964
3 -	44.886	25.453	1:10.339	61.82	7.453	11:43:33.303
4 -	38.783	25.068	1:03.851 (3)	68.10	0.965	11:44:37.154
5 -	39.072	25.140	1:04.212	67.72	1.326	11:45:41.366
6 -	38.992	25.229	1:04.221	67.71	1.335	11:46:45.587
7 -	37.696	25.274	1:02.970 (2)	69.05	0.084	11:47:48.557
8 -	37.814	25.072	1:02.886 (1)	69.15		11:48:51.443

P20 4 S		Nigel FRANKLIN		Kawasaki NINJA - Jane Franklin		
IDEAL LAP TIME : 1:03.813		BEST LAP TIME : 1:04.020		DIFFERENCE : 0.207		
LAP	SECTOR 1	SECTOR 2	LAP TIME	MPH	DIFF	TIME OF DAY
1 -		26.678	1:17.559	56.06	13.539	11:41:21.264
2 -	39.722	25.635	1:05.357	66.53	1.337	11:42:26.621
3 -	39.388	25.303	1:04.691	67.22	0.671	11:43:31.312
4 -	39.752	25.649	1:05.401	66.49	1.381	11:44:36.713
5 -	38.833	25.309	1:04.142 (2)	67.79	0.122	11:45:40.855
6 -	38.982	25.514	1:04.496	67.42	0.476	11:46:45.351
7 -	38.947	25.073	1:04.020 (1)	67.92		11:47:49.371
8 -	38.740	25.502	1:04.242 (3)	67.69	0.222	11:48:53.613

P21 87 J		Sam ATKINSON		Kawasaki - Major Heat		
IDEAL LAP TIME : 1:05.418		BEST LAP TIME : 1:05.418		DIFFERENCE : 0.000		
LAP	SECTOR 1	SECTOR 2	LAP TIME	MPH	DIFF	TIME OF DAY
1 -		26.760	1:15.400	57.67	9.982	11:41:19.105
2 -	40.434	26.587	1:07.021	64.88	1.603	11:42:26.126
3 -	40.431	26.124	1:06.555	65.33	1.137	11:43:32.681
4 -	40.474	26.304	1:06.778	65.12	1.360	11:44:39.459
5 -	39.896	26.227	1:06.123 (3)	65.76	0.705	11:45:45.582
6 -	40.148	26.164	1:06.312	65.57	0.894	11:46:51.894
7 -	39.302	26.116	1:05.418 (1)	66.47		11:47:57.312
8 -	39.617	26.126	1:05.743 (2)	66.14	0.325	11:49:03.055

BMCRC - MRO Championships 2023 - Rnd 1 @ Brands Hatch Indy

ACU Team Green Junior Cup & Senior Ninja Series

RACE 1 - SECTOR ANALYSIS



SECTOR 1 = FL to I1, SECTOR 2 = I1 to FL, DIFF = Difference To Personal Best Lap, P = Crossed Finish Line in Pit Lane, D = Time Disallowed

P22 16 J Aleisha LAYTON		Kawasaki NINJA -				
IDEAL LAP TIME : 1:06.188		BEST LAP TIME : 1:06.417				
		DIFFERENCE : 0.229				
LAP	SECTOR 1	SECTOR 2	LAP TIME	MPH	DIFF	TIME OF DAY
1 -		28.062	1:20.825	53.80	14.408	11:41:24.530
2 -	43.028	27.420	1:10.448	61.72	4.031	11:42:34.978
3 -	42.316	26.740	1:09.056	62.97	2.639	11:43:44.034
4 -	41.149	26.813	1:07.962	63.98	1.545	11:44:51.996
5 -	40.147	26.359	1:06.506 (2)	65.38	0.089	11:45:58.502
6 -	40.601	26.289	1:06.890 (3)	65.01	0.473	11:47:05.392
7 -	40.567	26.705	1:07.272	64.64	0.855	11:48:12.664
8 -	39.899	26.518	1:06.417 (1)	65.47		11:49:19.081

P23 23 S Saskya BUSH		Kawasaki NINJA 300 -				
IDEAL LAP TIME : 1:10.165		BEST LAP TIME : 1:10.165				
		DIFFERENCE : 0.000				
LAP	SECTOR 1	SECTOR 2	LAP TIME	MPH	DIFF	TIME OF DAY
1 -		29.436	1:24.441	51.49	14.276	11:41:28.146
2 -	44.847	28.547	1:13.394	59.25	3.229	11:42:41.540
3 -	44.659	28.606	1:13.265	59.35	3.100	11:43:54.805
4 -	42.302	27.863	1:10.165 (1)	61.97		11:45:04.970
5 -	43.204	28.648	1:11.852 (3)	60.52	1.687	11:46:16.822
6 -	44.072	28.378	1:12.450	60.02	2.285	11:47:29.272
7 -	43.477	28.062	1:11.539 (2)	60.78	1.374	11:48:40.811

P24 11 J Freddie BATE		Kawasaki NINJA 300 - hartjay				
IDEAL LAP TIME : 1:01.004		BEST LAP TIME : 1:01.088				
		DIFFERENCE : 0.084				
LAP	SECTOR 1	SECTOR 2	LAP TIME	MPH	DIFF	TIME OF DAY
1 -		25.205	1:11.228	61.05	10.140	11:41:14.933
2 -	36.878	25.228	1:02.106 (3)	70.01	1.018	11:42:17.039
3 -	36.546	24.542	1:01.088 (1)	71.18		11:43:18.127
4 -	36.462	24.844	1:01.306 (2)	70.93	0.218	11:44:19.433

P25 31 J Robbie PARK		Kawasaki NINJA - The Biltong Banter Box				
IDEAL LAP TIME : 59.092		BEST LAP TIME : 59.092				
		DIFFERENCE : 0.000				
LAP	SECTOR 1	SECTOR 2	LAP TIME	MPH	DIFF	TIME OF DAY
1 -		23.919	1:04.997	66.90	5.905	11:41:08.702
2 -	35.521	23.953	59.474 (2)	73.11	0.382	11:42:08.176
3 -	35.408	23.684	59.092 (1)	73.59		11:43:07.268

BMCRC - MRO Championships 2023 - Rnd 1 @ Brands Hatch Indy

ACU Team Green Junior Cup & Senior Ninja Series

RACE 1 - BEST SECTORS

SECTOR 1			SECTOR 2			IDEAL / BEST COMPARISON						
POS	NO	NAME	TIME	NO	NAME	TIME	POS	NO	NAME	IDEAL	BEST	DIFF
									PERFECT LAP	56.074		
1	35	WESTON	33.322	35	WESTON	22.752	1	35	WESTON	56.074	56.123	0.049
2	1	ATKINSON	34.044	1	ATKINSON	22.884	2	1	ATKINSON	56.928	56.935	0.007
3	191	DANCE	34.464	34	ARBON	23.143	3	191	DANCE	57.836	57.943	0.107
4	277	HAYWARD	34.747	191	DANCE	23.372	4	277	HAYWARD	58.121	58.301	0.180
5	18	HIGGINS	35.088	277	HAYWARD	23.374	5	34	ARBON	58.460	58.568	0.108
6	34	ARBON	35.317	18	HIGGINS	23.378	6	18	HIGGINS	58.466	58.526	0.060
7	77	WHITE	35.328	10	BRUNSDON	23.509	7	10	BRUNSDON	58.910	58.954	0.044
8	10	BRUNSDON	35.401	31	PARK	23.684	8	31	PARK	59.092	59.092	0.000
9	31	PARK	35.408	54	SCOTT	23.727	9	77	WHITE	59.128	59.152	0.024
10	19	FISHER	35.623	77	WHITE	23.800	10	19	FISHER	59.578	1:00.117	0.539
11	141	GUILLERY	35.652	270	BROWN	23.814	11	141	GUILLERY	59.633	59.982	0.349
12	45	MACKENZIE	35.749	400	THURTL	23.913	12	54	SCOTT	59.667	59.967	0.300
13	54	SCOTT	35.940	19	FISHER	23.955	13	45	MACKENZIE	59.962	59.997	0.035
14	270	BROWN	36.345	141	GUILLERY	23.981	14	270	BROWN	1:00.159	1:00.346	0.187
15	400	THURTL	36.369	99	WOLFF	23.993	15	400	THURTL	1:00.282	1:00.561	0.279
16	99	WOLFF	36.384	45	MACKENZIE	24.213	16	99	WOLFF	1:00.377	1:00.541	0.164
17	11	BATE	36.462	11	BATE	24.542	17	11	BATE	1:01.004	1:01.088	0.084
18	33	KLINGE	37.696	12	RAMSEY	24.576	18	12	RAMSEY	1:02.707	1:03.054	0.347
19	12	RAMSEY	38.131	33	KLINGE	25.068	19	33	KLINGE	1:02.764	1:02.886	0.122
20	73	HANNAFORD	38.426	73	HANNAFORD	25.070	20	73	HANNAFORD	1:03.496	1:03.496	0.000
21	4	FRANKLIN	38.740	4	FRANKLIN	25.073	21	4	FRANKLIN	1:03.813	1:04.020	0.207
22	87	ATKINSON	39.302	87	ATKINSON	26.116	22	87	ATKINSON	1:05.418	1:05.418	0.000
23	16	LAYTON	39.899	16	LAYTON	26.289	23	16	LAYTON	1:06.188	1:06.417	0.229
24	23	BUSH	42.302	23	BUSH	27.863	24	23	BUSH	1:10.165	1:10.165	0.000
25							25	65	BREESE		58.486	

BMCRC - MRO Championships 2023 - Rnd 1 @ Brands Hatch Indy

ACU Team Green Junior Cup & Senior Ninja Series

RACE 1 - STATISTICS

Competitors Started 25
Planned Start 2023-03-11 @ 11:50:00.000
Actual Start 2023-03-11 @ 11:40:03.704
Finish Time 2023-03-11 @ 11:48:39.749
Track Length 1.2079mi.
Total Laps 206
Total Distance Covered 248.8367mi.

Session Fastest Lap History

NO	CL	NAME	LAP TIME	TIME OF DAY	LAP	VEHICLE
35	J	Zack WESTON	56.828	11:42:02.147	2	Kawasaki NINJA 400
35	J	Zack WESTON	56.307	11:42:58.454	3	Kawasaki NINJA 400
35	J	Zack WESTON	56.123	11:43:54.577	4	Kawasaki NINJA 400

Session Leader History

NO	CL	NAME	FROM LAP	LAPS LED	DISTANCE	VEHICLE
35	J	Zack WESTON	1	9	10.87 miles	Kawasaki NINJA 400

Flag History

TYPE	TIME OF DAY
GREEN	11:40:03.704
FINISH	11:48:39.749

Flag Statistics

TYPE	COUNT	TOTAL LAPS	TOTAL TIME
Green	1	9	9:31.585
Red	0	0	0.000
Safety Car	0	0	0.000
FCY	0	0	0.000

BMCRC - MRO Championships 2023 - Rnd 1 @ Brands Hatch Indy

ACU Team Green Junior Cup & Senior Ninja Series

RACE 1 - STATISTICS

CLASS : S

14 Starters

Fastest Lap History

NO	NAME	LAP TIME	TIME OF DAY	LAP	VEHICLE
1	Phil ATKINSON	57.098	11:42:03.826	2	Kawasaki NINJA 400
1	Phil ATKINSON	56.935	11:43:00.761	3	Kawasaki NINJA 400

Leader History

NO	NAME	FROM LAP	LAPS LED	DISTANCE	VEHICLE
1	Phil ATKINSON	1	9	10.87 miles	Kawasaki NINJA 400

BMCRC - MRO Championships 2023 - Rnd 1 @ Brands Hatch Indy

ACU Team Green Junior Cup & Senior Ninja Series

RACE 1 - STATISTICS

CLASS : J

11 Starters

Fastest Lap History

NO	NAME	LAP TIME	TIME OF DAY	LAP	VEHICLE
35	Zack WESTON	56.828	11:42:02.147	2	Kawasaki NINJA 400
35	Zack WESTON	56.307	11:42:58.454	3	Kawasaki NINJA 400
35	Zack WESTON	56.123	11:43:54.577	4	Kawasaki NINJA 400

Leader History

NO	NAME	FROM LAP	LAPS LED	DISTANCE	VEHICLE
35	Zack WESTON	1	9	10.87 miles	Kawasaki NINJA 400

BMCRC - MRO Championships 2023 - Rnd 1 @ Brands Hatch Indy



ACU Team Green Junior Cup & Senior Ninja Series

RACE 12 - GRID (9 Laps)

Kawasaki

ROW 9	27		26	63 Robert BUSH	25	23 Saskya BUSH	1:10.165
ROW 8	24	16 Aleisha LAYTON	23	87 Sam ATKINSON	22	4 Nigel FRANKLIN	1:06.417 1:05.418 1:04.020
ROW 7	21	73 Jemma HANNAFORD	20	12 Kees RAMSEY	19	33 Patrick KLINGE	1:03.496 1:03.054 1:02.886
ROW 6	18	11 Freddie BATE	17	400 Stuart THURTLÉ	16	99 Jack WOLFF	1:01.088 1:00.561 1:00.541
ROW 5	15	270 Ben BROWN	14	19 Daniel FISHER	13	45 Marley MACKENZIE	1:00.346 1:00.117 59.997
ROW 4	12	141 Noah GUILLERY	11	54 Ben SCOTT	10	77 Joe WHITE	59.982 59.967 59.152
ROW 3	9	31 Robbie PARK	8	10 Mike BRUNSDON	7	34 Oliver ARBON	59.092 58.954 58.568
ROW 2	6	18 George HIGGINS	5	65 Konrad BREESE	4	277 Richard HAYWARD	58.526 58.486 58.301
ROW 1	3	191 Craig DANCE	2	1 Phil ATKINSON	1	35 Zack WESTON	57.943 56.935 56.123
Pole							

Brands Hatch Indy: 1.2079 miles

These results are provisional until the conclusion of any judicial and technical matters.

Clerk Of Course :	Stewards :	Timekeeper : <i>Craig Smith</i>
-------------------	------------	------------------------------------

Results can be found at www.tsl-timing.com

Printed - 12:03 Saturday, 11 March 2023



BMCRC - MRO Championships 2023 - Rnd 1 @ Brands Hatch Indy



ACU Team Green Junior Cup & Senior Ninja Series

RACE 12 - CLASSIFICATION

Kawasaki

POS	NO	CL	PIC NAME	ENTRY	LAPS	TIME	GAP	DIFF	MPH	BEST	ON
1	35	J	1 Zack WESTON	Kawasaki NINJA 400 - NW Racing	9	8:33.911			76.15	56.058	7
2	191	J	2 Craig DANCE	Kawasaki NINJA 300 - 2 brothers scaffolding	9	8:38.290	4.379	4.379	75.51	56.579	3
3	1	S	1 Phil ATKINSON	Kawasaki NINJA 400 - ROSE MOT/Q Oil Treatments	9	8:40.255	6.344	1.965	75.22	56.720	4
4	34	S	2 Oliver ARBON	Kawasaki NINJA 400 - tt plumbing and heating	9	8:52.263	18.352	12.008	73.53	58.016	8
5	31	J	3 Robbie PARK	Kawasaki NINJA - The Biltong Banter Box	9	8:52.638	18.727	0.375	73.47	57.578	9
6	277	S	3 Richard HAYWARD	Kawasaki NINJA 300 - GForce/Hayward R Ltd/Snap	9	8:52.900	18.989	0.262	73.44	57.868	9
7	18	J	4 George HIGGINS	Kawasaki NINJA 400 - Aztec Racing	9	8:53.018	19.107	0.118	73.42	57.796	9
8	65	S	4 Konrad BREESE	Kawasaki NINJA 300 - STIHL Racing	9	8:58.328	24.417	5.310	72.70	58.370	5
9	77	S	5 Joe WHITE	Kawasaki NINJA 400 - Just In Graphics /MZ CONTR	9	9:01.661	27.750	3.333	72.25	59.011	7
10	10	S	6 Mike BRUNSDON	Kawasaki NINJA 400 - Pure Moto - SHAD UK	9	9:06.855	32.944	5.194	71.56	59.308	2
11	45	J	5 Marley MACKENZIE	Kawasaki NINJA - Kirkcaldy Kawasaki, ELPM	9	9:08.068	34.157	1.213	71.40	58.998	9
12	54	S	7 Ben SCOTT	Kawasaki NINJA 250 - GI Landscapes VampTech	9	9:08.351	34.440	0.283	71.37	59.398	9
13	141	J	6 Noah GUILLERY	Kawasaki NINJA 300 - MDM-R	9	9:08.634	34.723	0.283	71.33	59.298	9
14	270	S	8 Ben BROWN	Kawasaki NINJA - Hunts Motorcycles	9	9:10.105	36.194	1.471	71.14	59.738	4
15	400	S	9 Stuart THURTLÉ	Kawasaki NINJA 400 - TeamTortoise Racing	9	9:16.436	42.525	6.331	70.33	1:00.153	8
16	19	S	10 Daniel FISHER	Kawasaki NINJA -	9	9:25.849	51.938	9.413	69.16	1:00.628	9
17	99	S	11 Jack WOLFF	Kawasaki NINJA 300 - Nym Technologies Racing	9	9:26.780	52.869	0.931	69.05	1:01.437	4
18	12	J	7 Kees RAMSEY	Kawasaki NINJA 400 -	8	8:33.828	1 Lap	1 Lap	67.70	1:02.187	5
19	33	J	8 Patrick KLINGE	Kawasaki NINJA 300 - Klingklong Racing	8	8:34.496	1 Lap	0.668	67.61	1:02.472	8
20	73	S	12 Jemma HANNAFORD	Kawasaki NINJA 300 -	8	8:39.558	1 Lap	5.062	66.95	1:02.520	7
21	4	S	13 Nigel FRANKLIN	Kawasaki NINJA - Jane Franklin	8	8:41.159	1 Lap	1.601	66.75	1:03.637	5
22	87	J	9 Sam ATKINSON	Kawasaki - Major Heat	8	8:47.496	1 Lap	6.337	65.95	1:03.727	8
23	11	J	10 Freddie BATE	Kawasaki NINJA 300 - hartjay	8	9:11.233	1 Lap	23.737	63.11	1:05.758	7
24	23	S	14 Saskya BUSH	Kawasaki NINJA 300 -	8	9:37.950	1 Lap	26.717	60.19	1:09.135	6

NOT CLASSIFIED

DNF	16	J	Aleisha LAYTON	Kawasaki NINJA -	7	7:56.834	2 Laps	1 Lap	63.83	1:05.754	5
-----	----	---	----------------	------------------	---	----------	--------	-------	-------	----------	---

FASTEST LAP

35	J	Zack WESTON	Kawasaki NINJA 400 - NW Racing	7	56.058	77.57 mph	124.84 kph
1	S	Phil ATKINSON	Kawasaki NINJA 400 - ROSE MOT/Q Oil Treatments	4	56.720	76.66 mph	123.38 kph

Class J - 92.5% of Race Speed = 70.43 mph

Class S - 92.5% of Race Speed = 69.57 mph

Weather / Track : Cloudy / Dry

These results are provisional until the conclusion of any judicial and technical matters.

Race Distance: 9 Laps / 10.87 miles

Brands Hatch Indy: 1.2079 miles

Date: 11/03/2023 Start: 14:57 Finish: 15:06

Clerk Of Course :	Stewards :	Timekeeper : <i>Craig Smith</i>
-------------------	------------	------------------------------------

Results can be found at www.tsl-timing.com

Printed - 15:14 Saturday, 11 March 2023



BMCRC - MRO Championships 2023 - Rnd 1 @ Brands Hatch Indy

ACU Team Green Junior Cup & Senior Ninja Series

RACE 12 - LAP CHART

LAP 1 @ 14:58:56.814

NO	BEHIND	LAP TIME
35		1:01.813
191	0.487	1:02.300
1	0.823	1:02.636
34	2.857	1:04.670
277	2.941	1:04.754
31	3.700	1:05.513
18	3.874	1:05.687
65	4.576	1:06.389
77	4.716	1:06.529
10	5.000	1:06.813
141	5.760	1:07.573
54	6.188	1:08.001
99	6.912	1:08.725
270	7.074	1:08.887
45	7.247	1:09.060
400	7.911	1:09.724
19	10.506	1:12.319
4	10.823	1:12.636
33	10.950	1:12.763
73	12.035	1:13.848
12	12.822	1:14.635
87	13.448	1:15.261
16	16.064	1:17.877
23	21.422	1:23.235
11	21.475	1:23.288

LAP 2 @ 14:59:52.961

NO	BEHIND	LAP TIME
35		56.147
191	1.460	57.120
1	1.686	57.010
34	5.151	58.441
277	5.960	59.166
18	6.118	58.391
31	6.425	58.872
65	7.679	59.250
77	8.078	59.509
10	8.161	59.308
141	10.697	1:01.084
54	11.119	1:01.078
270	11.384	1:00.457
45	11.597	1:00.497
99	12.670	1:01.905
400	12.834	1:01.070
19	16.713	1:02.354
33	18.629	1:03.826
4	19.691	1:05.015
73	20.238	1:04.350
12	20.270	1:03.595
87	22.570	1:05.269
16	27.649	1:07.732
11	34.226	1:08.898
23	38.571	1:13.296

LAP 3 @ 15:00:49.135

NO	BEHIND	LAP TIME
35		56.174
191	1.865	56.579
1	2.263	56.751
34	7.505	58.528
277	8.093	58.307
18	8.447	58.503

31	8.635	58.384
77	11.048	59.144
65	11.068	59.563
10	11.740	59.753
45	15.451	1:00.028
270	15.816	1:00.606
54	16.223	1:01.278
141	16.409	1:01.886
400	18.008	1:01.348
99	18.045	1:01.549
19	22.571	1:02.032
33	25.921	1:03.466
12	28.070	1:03.974
4	28.222	1:04.705
73	29.230	1:05.166
87	31.747	1:05.351
16	38.106	1:06.631
11	45.949	1:07.897
23	54.905	1:12.508

LAP 4 @ 15:01:45.499

NO	BEHIND	LAP TIME
35		56.364
191	2.321	56.820
1	2.619	56.720
34	9.865	58.724
277	10.691	58.962
31	10.742	58.471
18	10.970	58.887
77	14.415	59.731
65	14.832	1:00.128
10	15.151	59.775
45	18.759	59.672
270	19.190	59.738
54	19.458	59.599
141	20.000	59.955
400	22.559	1:00.915
99	23.118	1:01.437
19	28.638	1:02.431
33	33.019	1:03.462
12	34.366	1:02.660
4	35.807	1:03.949
73	36.105	1:03.239
87	40.259	1:04.876
16	48.223	1:06.481
11	56.207	1:06.622

LAP 5 @ 15:02:42.104

NO	BEHIND	LAP TIME
35		56.605
191	2.478	56.762
1	2.820	56.806
34	11.949	58.689
277	12.487	58.401
31	12.532	58.395
18	13.052	58.687
23	1 Lap	1:11.201
65	16.597	58.370
77	17.487	59.677
10	18.616	1:00.070
45	22.075	59.921
54	22.480	59.627
270	22.565	59.980
141	22.908	59.513
400	27.335	1:01.381

99	29.265	1:02.752
19	33.812	1:01.779
33	39.113	1:02.699
12	39.948	1:02.187
4	42.839	1:03.637
73	42.971	1:03.471
87	48.182	1:04.528

LAP 6 @ 15:03:38.868

NO	BEHIND	LAP TIME
35		56.764
16	1 Lap	1:05.754
191	3.045	57.331
1	3.304	57.248
11	1 Lap	1:05.983
34	13.594	58.409
31	14.169	58.401
277	14.254	58.531
18	14.396	58.108
65	18.368	58.535
77	20.409	59.686
10	22.296	1:00.444
45	25.485	1:00.174
54	25.568	59.852
270	25.848	1:00.047
23	1 Lap	1:09.558
141	26.204	1:00.060
400	31.013	1:00.442
99	35.068	1:02.567
19	38.079	1:01.031
33	45.294	1:02.945
12	45.375	1:02.191
73	48.871	1:02.664
4	49.888	1:03.813
87	55.287	1:03.869

LAP 7 @ 15:04:34.926

NO	BEHIND	LAP TIME
35		56.058
191	4.056	57.069
1	4.247	57.001
16	1 Lap	1:05.970
34	16.175	58.639
277	16.685	58.489
31	16.725	58.614
18	17.370	59.032
11	1 Lap	1:06.681
65	20.707	58.397
77	23.362	59.011
10	26.186	59.948
45	29.160	59.733
54	29.374	59.864
270	29.590	59.800
141	30.051	59.905
400	35.741	1:00.786
23	1 Lap	1:09.135
99	41.949	1:02.939
19	43.164	1:01.143
12	51.506	1:02.189
33	52.099	1:02.863
73	55.333	1:02.520

LAP 8 @ 15:05:31.326

NO	BEHIND	LAP TIME
35		56.400
4	1 Lap	1:03.656
191	4.620	56.964
1	4.768	56.921
87	1 Lap	1:04.615
34	17.791	58.016
277	18.707	58.422
31	18.735	58.410
18	18.897	57.927
16	1 Lap	1:06.389
65	23.301	58.994
77	26.158	59.196
11	1 Lap	1:05.758
10	29.822	1:00.036
54	32.628	59.654
45	32.745	59.985
141	33.011	59.360
270	33.072	59.882
400	39.494	1:00.153
99	48.483	1:02.934
19	48.896	1:02.132
23	1 Lap	1:09.624
12	57.503	1:02.397

LAP 9 @ 15:06:28.912

NO	BEHIND	LAP TIME
35		57.586
33	1 Lap	1:02.472
191	4.379	57.345
73	1 Lap	1:04.300
1	6.344	59.162
4	1 Lap	1:03.748
87	1 Lap	1:03.727
34	18.352	58.147
31	18.727	57.578
277	18.989	57.868
18	19.107	57.796
65	24.417	58.702
77	27.750	59.178
10	32.944	1:00.708
45	34.157	58.998
54	34.440	59.398
141	34.723	59.298
270	36.194	1:00.708
11	1 Lap	1:06.106
400	42.525	1:00.617
19	51.938	1:00.628
99	52.869	1:01.972
23	1 Lap	1:09.393

BMCRC - MRO Championships 2023 - Rnd 1 @ Brands Hatch Indy

ACU Team Green Junior Cup & Senior Ninja Series

RACE 12 - POSITION CHART

No	Name	Lap Pos											
			1	2	3	4	5	6	7	8	9		
35	WESTON	1	35	35	35	35	35	35	35	35	35	35	35
1	ATKINSON	2	191	191	191	191	191	191	191	191	191	191	191
191	DANCE	3	1	1	1	1	1	1	1	1	1	1	1
277	HAYWARD	4	34	34	34	34	34	34	34	34	34	34	34
65	BREESE	5	277	277	277	277	277	31	277	277	31		
18	HIGGINS	6	31	18	18	31	31	277	31	31	277		
34	ARBON	7	18	31	31	18	18	18	18	18	18		
10	BRUNSDON	8	65	65	77	77	65	65	65	65	65		
31	PARK	9	77	77	65	65	77	77	77	77	77		
77	WHITE	10	10	10	10	10	10	10	10	10	10		
54	SCOTT	11	141	141	45	45	45	45	45	54	45		
141	GUILLERY	12	54	54	270	270	54	54	54	45	54		
45	MACKENZIE	13	99	270	54	54	270	270	270	141	141		
19	FISHER	14	270	45	141	141	141	141	141	270	270		
270	BROWN	15	45	99	400	400	400	400	400	400	400		
99	WOLFF	16	400	400	99	99	99	99	99	99	99	19	
400	THURTLLE	17	19	19	19	19	19	19	19	19	19	99	
11	BATE	18	4	33	33	33	33	33	33	12	12		
33	KLINGE	19	33	4	12	12	12	12	12	33	33		
12	RAMSEY	20	73	73	4	4	4	73	73	73			
73	HANNAFORD	21	12	12	73	73	73	4	4	4			
4	FRANKLIN	22	87	87	87	87	87	87	87	87	87		
87	ATKINSON	23	16	16	16	16	16	16	16	16	11		
16	LAYTON	24	23	11	11	11	11	11	11	11	23		
23	BUSH	25	11	23	23	23	23	23	23				

BMCRC - MRO Championships 2023 - Rnd 1 @ Brands Hatch Indy

ACU Team Green Junior Cup & Senior Ninja Series

RACE 12 - SECTOR ANALYSIS



SECTOR 1 = FL to I1, SECTOR 2 = I1 to FL, DIFF = Difference To Personal Best Lap, P = Crossed Finish Line in Pit Lane, D = Time Disallowed

P1 35 J Zack WESTON		Kawasaki NINJA 400 - NW Racing				
IDEAL LAP TIME : 56.054		BEST LAP TIME : 56.058		DIFFERENCE : 0.004		
LAP	SECTOR 1	SECTOR 2	LAP TIME	MPH	DIFF	TIME OF DAY
1 -		22.894	1:01.813	70.35	5.755	14:58:56.814
2 -	33.366	22.781	56.147 (2)	77.45	0.089	14:59:52.961
3 -	33.412	22.762	56.174 (3)	77.41	0.116	15:00:49.135
4 -	33.523	22.841	56.364	77.15	0.306	15:01:45.499
5 -	33.888	22.717	56.605	76.82	0.547	15:02:42.104
6 -	33.495	23.269	56.764	76.60	0.706	15:03:38.868
7 -	33.370	22.688	56.058 (1)	77.57		15:04:34.926
8 -	33.402	22.998	56.400	77.10	0.342	15:05:31.326
9 -	34.002	23.584	57.586	75.51	1.528	15:06:28.912

P2 191 J Craig DANCE		Kawasaki NINJA 300 - 2 brothers scaffolding				
IDEAL LAP TIME : 56.546		BEST LAP TIME : 56.579		DIFFERENCE : 0.033		
LAP	SECTOR 1	SECTOR 2	LAP TIME	MPH	DIFF	TIME OF DAY
1 -		23.068	1:02.300	69.80	5.721	14:58:57.301
2 -	33.909	23.211	57.120	76.13	0.541	14:59:54.421
3 -	33.589	22.990	56.579 (1)	76.85		15:00:51.000
4 -	33.697	23.123	56.820 (3)	76.53	0.241	15:01:47.820
5 -	33.805	22.957	56.762 (2)	76.61	0.183	15:02:44.582
6 -	34.161	23.170	57.331	75.85	0.752	15:03:41.913
7 -	33.991	23.078	57.069	76.19	0.490	15:04:38.982
8 -	33.888	23.076	56.964	76.33	0.385	15:05:35.946
9 -	33.743	23.602	57.345	75.83	0.766	15:06:33.291

P3 1 S Phil ATKINSON		Kawasaki NINJA 400 - ROSE MOT/Q Oil Treatments				
IDEAL LAP TIME : 56.638		BEST LAP TIME : 56.720		DIFFERENCE : 0.082		
LAP	SECTOR 1	SECTOR 2	LAP TIME	MPH	DIFF	TIME OF DAY
1 -		23.142	1:02.636	69.42	5.916	14:58:57.637
2 -	33.739	23.271	57.010	76.27	0.290	14:59:54.647
3 -	33.680	23.071	56.751 (2)	76.62	0.031	15:00:51.398
4 -	33.762	22.958	56.720 (1)	76.66		15:01:48.118
5 -	33.689	23.117	56.806 (3)	76.55	0.086	15:02:44.924
6 -	34.150	23.098	57.248	75.96	0.528	15:03:42.172
7 -	33.893	23.108	57.001	76.28	0.281	15:04:39.173
8 -	33.897	23.024	56.921	76.39	0.201	15:05:36.094
9 -	34.023	25.139	59.162	73.50	2.442	15:06:35.256

P4 34 S Oliver ARBON		Kawasaki NINJA 400 - tt plumbing and heating				
IDEAL LAP TIME : 57.931		BEST LAP TIME : 58.016		DIFFERENCE : 0.085		
LAP	SECTOR 1	SECTOR 2	LAP TIME	MPH	DIFF	TIME OF DAY
1 -		23.374	1:04.670	67.24	6.654	14:58:59.671
2 -	35.159	23.282	58.441	74.41	0.425	14:59:58.112
3 -	35.213	23.315	58.528	74.29	0.512	15:00:56.640
4 -	35.340	23.384	58.724	74.05	0.708	15:01:55.364
5 -	35.095	23.594	58.689	74.09	0.673	15:02:54.053
6 -	35.043	23.366	58.409 (3)	74.45	0.393	15:03:52.462
7 -	35.133	23.506	58.639	74.15	0.623	15:04:51.101
8 -	34.649	23.367	58.016 (1)	74.95		15:05:49.117
9 -	34.758	23.389	58.147 (2)	74.78	0.131	15:06:47.264

BMCRC - MRO Championships 2023 - Rnd 1 @ Brands Hatch Indy

ACU Team Green Junior Cup & Senior Ninja Series

RACE 12 - SECTOR ANALYSIS



SECTOR 1 = FL to I1, SECTOR 2 = I1 to FL, DIFF = Difference To Personal Best Lap, P = Crossed Finish Line in Pit Lane, D = Time Disallowed

P5		31 J		Robbie PARK		Kawasaki NINJA - The Biltong Banter Box	
IDEAL LAP TIME : 57.578		BEST LAP TIME : 57.578		DIFFERENCE : 0.000			
LAP	SECTOR 1	SECTOR 2	LAP TIME	MPH	DIFF	TIME OF DAY	
1 -		23.551	1:05.513	66.37	7.935	14:59:00.514	
2 -	35.206	23.666	58.872	73.86	1.294	14:59:59.386	
3 -	34.899	23.485	58.384 (2)	74.48	0.806	15:00:57.770	
4 -	35.064	23.407	58.471	74.37	0.893	15:01:56.241	
5 -	34.706	23.689	58.395 (3)	74.46	0.817	15:02:54.636	
6 -	34.846	23.555	58.401	74.46	0.823	15:03:53.037	
7 -	35.010	23.604	58.614	74.19	1.036	15:04:51.651	
8 -	34.908	23.502	58.410	74.44	0.832	15:05:50.061	
9 -	34.458	23.120	57.578 (1)	75.52		15:06:47.639	

P6		277 S		Richard HAYWARD		Kawasaki NINJA 300 - GForce/Hayward R Ltd/SnapOn	
IDEAL LAP TIME : 57.868		BEST LAP TIME : 57.868		DIFFERENCE : 0.000			
LAP	SECTOR 1	SECTOR 2	LAP TIME	MPH	DIFF	TIME OF DAY	
1 -		23.702	1:04.754	67.15	6.886	14:58:59.755	
2 -	35.482	23.684	59.166	73.49	1.298	14:59:58.921	
3 -	34.798	23.509	58.307 (2)	74.58	0.439	15:00:57.228	
4 -	35.148	23.814	58.962	73.75	1.094	15:01:56.190	
5 -	34.632	23.769	58.401 (3)	74.46	0.533	15:02:54.591	
6 -	34.667	23.864	58.531	74.29	0.663	15:03:53.122	
7 -	34.943	23.546	58.489	74.34	0.621	15:04:51.611	
8 -	34.826	23.596	58.422	74.43	0.554	15:05:50.033	
9 -	34.480	23.388	57.868 (1)	75.14		15:06:47.901	

P7		18 J		George HIGGINS		Kawasaki NINJA 400 - Aztec Racing	
IDEAL LAP TIME : 57.741		BEST LAP TIME : 57.796		DIFFERENCE : 0.055			
LAP	SECTOR 1	SECTOR 2	LAP TIME	MPH	DIFF	TIME OF DAY	
1 -		23.509	1:05.687	66.20	7.891	14:59:00.688	
2 -	34.892	23.499	58.391	74.47	0.595	14:59:59.079	
3 -	35.088	23.415	58.503	74.33	0.707	15:00:57.582	
4 -	35.299	23.588	58.887	73.84	1.091	15:01:56.469	
5 -	34.714	23.973	58.687	74.09	0.891	15:02:55.156	
6 -	34.646	23.462	58.108 (3)	74.83	0.312	15:03:53.264	
7 -	35.127	23.905	59.032	73.66	1.236	15:04:52.296	
8 -	34.454	23.473	57.927 (2)	75.07	0.131	15:05:50.223	
9 -	34.509	23.287	57.796 (1)	75.24		15:06:48.019	

P8		65 S		Konrad BREESE		Kawasaki NINJA 300 - STIHL Racing	
IDEAL LAP TIME : 58.326		BEST LAP TIME : 58.370		DIFFERENCE : 0.044			
LAP	SECTOR 1	SECTOR 2	LAP TIME	MPH	DIFF	TIME OF DAY	
1 -		24.160	1:06.389	65.50	8.019	14:59:01.390	
2 -	35.315	23.935	59.250	73.39	0.880	15:00:00.640	
3 -	35.419	24.144	59.563	73.00	1.193	15:01:00.203	
4 -	35.819	24.309	1:00.128	72.32	1.758	15:02:00.331	
5 -	34.713	23.657	58.370 (1)	74.50		15:02:58.701	
6 -	34.883	23.652	58.535 (3)	74.29	0.165	15:03:57.236	
7 -	34.722	23.675	58.397 (2)	74.46	0.027	15:04:55.633	
8 -	34.989	24.005	58.994	73.71	0.624	15:05:54.627	
9 -	35.089	23.613	58.702	74.07	0.332	15:06:53.329	

BMCRC - MRO Championships 2023 - Rnd 1 @ Brands Hatch Indy

ACU Team Green Junior Cup & Senior Ninja Series

RACE 12 - SECTOR ANALYSIS



SECTOR 1 = FL to I1, SECTOR 2 = I1 to FL, DIFF = Difference To Personal Best Lap, P = Crossed Finish Line in Pit Lane, D = Time Disallowed

P9 77 S		Joe WHITE		Kawasaki NINJA 400 - Just In Graphics /MZ CONTRACTS/ Silver		
IDEAL LAP TIME : 58.952		BEST LAP TIME : 59.011		DIFFERENCE : 0.059		
LAP	SECTOR 1	SECTOR 2	LAP TIME	MPH	DIFF	TIME OF DAY
1 -		24.050	1:06.529	65.36	7.518	14:59:01.530
2 -	35.553	23.956	59.509	73.07	0.498	15:00:01.039
3 -	35.519	23.625	59.144 (2)	73.52	0.133	15:01:00.183
4 -	35.743	23.988	59.731	72.80	0.720	15:01:59.914
5 -	35.769	23.908	59.677	72.86	0.666	15:02:59.591
6 -	35.686	24.000	59.686	72.85	0.675	15:03:59.277
7 -	35.327	23.684	59.011 (1)	73.69		15:04:58.288
8 -	35.342	23.854	59.196	73.46	0.185	15:05:57.484
9 -	35.357	23.821	59.178 (3)	73.48	0.167	15:06:56.662

P10 10 S		Mike BRUNSDON		Kawasaki NINJA 400 - Pure Moto - SHAD UK		
IDEAL LAP TIME : 59.308		BEST LAP TIME : 59.308		DIFFERENCE : 0.000		
LAP	SECTOR 1	SECTOR 2	LAP TIME	MPH	DIFF	TIME OF DAY
1 -		23.940	1:06.813	65.08	7.505	14:59:01.814
2 -	35.560	23.748	59.308 (1)	73.32		15:00:01.122
3 -	35.861	23.892	59.753 (2)	72.77	0.445	15:01:00.875
4 -	35.990	23.785	59.775 (3)	72.74	0.467	15:02:00.650
5 -	36.048	24.022	1:00.070	72.39	0.762	15:03:00.720
6 -	35.994	24.450	1:00.444	71.94	1.136	15:04:01.164
7 -	35.795	24.153	59.948	72.53	0.640	15:05:01.112
8 -	36.028	24.008	1:00.036	72.43	0.728	15:06:01.148
9 -	36.466	24.242	1:00.708	71.63	1.400	15:07:01.856

P11 45 J		Marley MACKENZIE		Kawasaki NINJA - Kirkcaldy Kawasaki, ELPM		
IDEAL LAP TIME : 58.998		BEST LAP TIME : 58.998		DIFFERENCE : 0.000		
LAP	SECTOR 1	SECTOR 2	LAP TIME	MPH	DIFF	TIME OF DAY
1 -		24.433	1:09.060	62.96	10.062	14:59:04.061
2 -	36.459	24.038	1:00.497	71.88	1.499	15:00:04.558
3 -	35.840	24.188	1:00.028	72.44	1.030	15:01:04.586
4 -	35.483	24.189	59.672 (2)	72.87	0.674	15:02:04.258
5 -	35.708	24.213	59.921	72.57	0.923	15:03:04.179
6 -	35.583	24.591	1:00.174	72.26	1.176	15:04:04.353
7 -	35.489	24.244	59.733 (3)	72.80	0.735	15:05:04.086
8 -	35.524	24.461	59.985	72.49	0.987	15:06:04.071
9 -	35.115	23.883	58.998 (1)	73.70		15:07:03.069

P12 54 S		Ben SCOTT		Kawasaki NINJA 250 - GI Landscapes VampTech		
IDEAL LAP TIME : 59.282		BEST LAP TIME : 59.398		DIFFERENCE : 0.116		
LAP	SECTOR 1	SECTOR 2	LAP TIME	MPH	DIFF	TIME OF DAY
1 -		24.694	1:08.001	63.94	8.603	14:59:03.002
2 -	36.824	24.254	1:01.078	71.19	1.680	15:00:04.080
3 -	37.247	24.031	1:01.278	70.96	1.880	15:01:05.358
4 -	35.628	23.971	59.599 (2)	72.96	0.201	15:02:04.957
5 -	35.771	23.856	59.627 (3)	72.93	0.229	15:03:04.584
6 -	35.794	24.058	59.852	72.65	0.454	15:04:04.436
7 -	35.920	23.944	59.864	72.64	0.466	15:05:04.300
8 -	35.538	24.116	59.654	72.89	0.256	15:06:03.954
9 -	35.654	23.744	59.398 (1)	73.21		15:07:03.352

BMCRC - MRO Championships 2023 - Rnd 1 @ Brands Hatch Indy

ACU Team Green Junior Cup & Senior Ninja Series

RACE 12 - SECTOR ANALYSIS



SECTOR 1 = FL to I1, SECTOR 2 = I1 to FL, DIFF = Difference To Personal Best Lap, P = Crossed Finish Line in Pit Lane, D = Time Disallowed

P13 141 J		Noah GUILLERY		Kawasaki NINJA 300 - MDM-R		
IDEAL LAP TIME : 59.256		BEST LAP TIME : 59.298		DIFFERENCE : 0.042		
LAP	SECTOR 1	SECTOR 2	LAP TIME	MPH	DIFF	TIME OF DAY
1 -		24.545	1:07.573	64.35	8.275	14:59:02.574
2 -	36.697	24.387	1:01.084	71.19	1.786	15:00:03.658
3 -	37.712	24.174	1:01.886	70.26	2.588	15:01:05.544
4 -	36.172	23.783	59.955	72.53	0.657	15:02:05.499
5 -	35.556	23.957	59.513 (3)	73.06	0.215	15:03:05.012
6 -	36.101	23.959	1:00.060	72.40	0.762	15:04:05.072
7 -	36.143	23.762	59.905	72.59	0.607	15:05:04.977
8 -	35.494	23.866	59.360 (2)	73.25	0.062	15:06:04.337
9 -	35.495	23.803	59.298 (1)	73.33		15:07:03.635

P14 270 S		Ben BROWN		Kawasaki NINJA - Hunts Motorcycles		
IDEAL LAP TIME : 59.443		BEST LAP TIME : 59.738		DIFFERENCE : 0.295		
LAP	SECTOR 1	SECTOR 2	LAP TIME	MPH	DIFF	TIME OF DAY
1 -		24.439	1:08.887	63.12	9.149	14:59:03.888
2 -	36.507	23.950	1:00.457	71.92	0.719	15:00:04.345
3 -	36.768	23.838	1:00.606	71.75	0.868	15:01:04.951
4 -	35.984	23.754	59.738 (1)	72.79		15:02:04.689
5 -	36.093	23.887	59.980	72.50	0.242	15:03:04.669
6 -	36.362	23.685	1:00.047	72.42	0.309	15:04:04.716
7 -	36.269	23.531	59.800 (2)	72.71	0.062	15:05:04.516
8 -	35.912	23.970	59.882 (3)	72.61	0.144	15:06:04.398
9 -	36.478	24.230	1:00.708	71.63	0.970	15:07:05.106

P15 400 S		Stuart THURTLÉ		Kawasaki NINJA 400 - TeamTortoise Racing		
IDEAL LAP TIME : 1:00.153		BEST LAP TIME : 1:00.153		DIFFERENCE : 0.000		
LAP	SECTOR 1	SECTOR 2	LAP TIME	MPH	DIFF	TIME OF DAY
1 -		24.903	1:09.724	62.36	9.571	14:59:04.725
2 -	36.645	24.425	1:01.070	71.20	0.917	15:00:05.795
3 -	37.263	24.085	1:01.348	70.88	1.195	15:01:07.143
4 -	36.544	24.371	1:00.915	71.38	0.762	15:02:08.058
5 -	36.845	24.536	1:01.381	70.84	1.228	15:03:09.439
6 -	36.334	24.108	1:00.442 (2)	71.94	0.289	15:04:09.881
7 -	36.442	24.344	1:00.786	71.53	0.633	15:05:10.667
8 -	36.213	23.940	1:00.153 (1)	72.29		15:06:10.820
9 -	36.433	24.184	1:00.617 (3)	71.73	0.464	15:07:11.437

P16 19 S		Daniel FISHER		Kawasaki NINJA -		
IDEAL LAP TIME : 1:00.628		BEST LAP TIME : 1:00.628		DIFFERENCE : 0.000		
LAP	SECTOR 1	SECTOR 2	LAP TIME	MPH	DIFF	TIME OF DAY
1 -		25.695	1:12.319	60.13	11.691	14:59:07.320
2 -	37.418	24.936	1:02.354	69.74	1.726	15:00:09.674
3 -	37.137	24.895	1:02.032	70.10	1.404	15:01:11.706
4 -	37.365	25.066	1:02.431	69.65	1.803	15:02:14.137
5 -	36.790	24.989	1:01.779	70.38	1.151	15:03:15.916
6 -	36.434	24.597	1:01.031 (2)	71.25	0.403	15:04:16.947
7 -	36.367	24.776	1:01.143 (3)	71.12	0.515	15:05:18.090
8 -	37.429	24.703	1:02.132	69.98	1.504	15:06:20.222
9 -	36.105	24.523	1:00.628 (1)	71.72		15:07:20.850

BMCRC - MRO Championships 2023 - Rnd 1 @ Brands Hatch Indy

ACU Team Green Junior Cup & Senior Ninja Series

RACE 12 - SECTOR ANALYSIS



SECTOR 1 = FL to I1, SECTOR 2 = I1 to FL, DIFF = Difference To Personal Best Lap, P = Crossed Finish Line in Pit Lane, D = Time Disallowed

P17 99 S		Jack WOLFF		Kawasaki NINJA 300 - Nym Technologies Racing			
IDEAL LAP TIME : 1:01.380		BEST LAP TIME : 1:01.437		DIFFERENCE : 0.057			
LAP	SECTOR 1	SECTOR 2	LAP TIME	MPH	DIFF	TIME OF DAY	
1 -		24.746	1:08.725	63.27	7.288	14:59:03.726	
2 -	37.276	24.629	1:01.905 (3)	70.24	0.468	15:00:05.631	
3 -	37.008	24.541	1:01.549 (2)	70.65	0.112	15:01:07.180	
4 -	37.065	24.372	1:01.437 (1)	70.78		15:02:08.617	
5 -	37.765	24.987	1:02.752	69.29	1.315	15:03:11.369	
6 -	37.813	24.754	1:02.567	69.50	1.130	15:04:13.936	
7 -	38.123	24.816	1:02.939	69.09	1.502	15:05:16.875	
8 -	38.054	24.880	1:02.934	69.09	1.497	15:06:19.809	
9 -	37.398	24.574	1:01.972	70.17	0.535	15:07:21.781	

P18 12 J		Kees RAMSEY		Kawasaki NINJA 400 -			
IDEAL LAP TIME : 1:01.674		BEST LAP TIME : 1:02.187		DIFFERENCE : 0.513			
LAP	SECTOR 1	SECTOR 2	LAP TIME	MPH	DIFF	TIME OF DAY	
1 -		25.369	1:14.635	58.26	12.448	14:59:09.636	
2 -	38.866	24.729	1:03.595	68.37	1.408	15:00:13.231	
3 -	38.906	25.068	1:03.974	67.97	1.787	15:01:17.205	
4 -	38.005	24.655	1:02.660	69.40	0.473	15:02:19.865	
5 -	37.930	24.257	1:02.187 (1)	69.92		15:03:22.052	
6 -	37.887	24.304	1:02.191 (3)	69.92	0.004	15:04:24.243	
7 -	37.417	24.772	1:02.189 (2)	69.92	0.002	15:05:26.432	
8 -	37.847	24.550	1:02.397	69.69	0.210	15:06:28.829	

P19 33 J		Patrick KLINGE		Kawasaki NINJA 300 - Klingklong Racing			
IDEAL LAP TIME : 1:02.417		BEST LAP TIME : 1:02.472		DIFFERENCE : 0.055			
LAP	SECTOR 1	SECTOR 2	LAP TIME	MPH	DIFF	TIME OF DAY	
1 -		25.548	1:12.763	59.76	10.291	14:59:07.764	
2 -	38.805	25.021	1:03.826	68.13	1.354	15:00:11.590	
3 -	38.321	25.145	1:03.466	68.51	0.994	15:01:15.056	
4 -	38.411	25.051	1:03.462	68.52	0.990	15:02:18.518	
5 -	37.719	24.980	1:02.699 (2)	69.35	0.227	15:03:21.217	
6 -	37.957	24.988	1:02.945	69.08	0.473	15:04:24.162	
7 -	38.100	24.763	1:02.863 (3)	69.17	0.391	15:05:27.025	
8 -	37.774	24.698	1:02.472 (1)	69.60		15:06:29.497	

P20 73 S		Jemma HANNAFORD		Kawasaki NINJA 300 -			
IDEAL LAP TIME : 1:02.414		BEST LAP TIME : 1:02.520		DIFFERENCE : 0.106			
LAP	SECTOR 1	SECTOR 2	LAP TIME	MPH	DIFF	TIME OF DAY	
1 -		25.606	1:13.848	58.88	11.328	14:59:08.849	
2 -	39.003	25.347	1:04.350	67.57	1.830	15:00:13.199	
3 -	39.453	25.713	1:05.166	66.73	2.646	15:01:18.365	
4 -	37.988	25.251	1:03.239 (3)	68.76	0.719	15:02:21.604	
5 -	38.404	25.067	1:03.471	68.51	0.951	15:03:25.075	
6 -	37.502	25.162	1:02.664 (2)	69.39	0.144	15:04:27.739	
7 -	37.608	24.912	1:02.520 (1)	69.55		15:05:30.259	
8 -	38.044	26.256	1:04.300	67.62	1.780	15:06:34.559	

P21 4 S		Nigel FRANKLIN		Kawasaki NINJA - Jane Franklin			
IDEAL LAP TIME : 1:03.490		BEST LAP TIME : 1:03.637		DIFFERENCE : 0.147			
LAP	SECTOR 1	SECTOR 2	LAP TIME	MPH	DIFF	TIME OF DAY	
1 -		25.814	1:12.636	59.86	8.999	14:59:07.637	
2 -	39.827	25.188	1:05.015	66.88	1.378	15:00:12.652	
3 -	39.285	25.420	1:04.705	67.20	1.068	15:01:17.357	
4 -	38.486	25.463	1:03.949	68.00	0.312	15:02:21.306	
5 -	38.374	25.263	1:03.637 (1)	68.33		15:03:24.943	
6 -	38.389	25.424	1:03.813	68.14	0.176	15:04:28.756	
7 -	38.540	25.116	1:03.656 (2)	68.31	0.019	15:05:32.412	
8 -	38.434	25.314	1:03.748 (3)	68.21	0.111	15:06:36.160	

BMCRC - MRO Championships 2023 - Rnd 1 @ Brands Hatch Indy

ACU Team Green Junior Cup & Senior Ninja Series

RACE 12 - SECTOR ANALYSIS



SECTOR 1 = FL to I1, SECTOR 2 = I1 to FL, DIFF = Difference To Personal Best Lap, P = Crossed Finish Line in Pit Lane, D = Time Disallowed

P22 87 J		Sam ATKINSON		Kawasaki - Major Heat			
IDEAL LAP TIME : 1:03.504		BEST LAP TIME : 1:03.727		DIFFERENCE : 0.223			
LAP	SECTOR 1	SECTOR 2	LAP TIME	MPH	DIFF	TIME OF DAY	
1 -		26.357	1:15.261	57.78	11.534	14:59:10.262	
2 -	39.273	25.996	1:05.269	66.62	1.542	15:00:15.531	
3 -	39.298	26.053	1:05.351	66.54	1.624	15:01:20.882	
4 -	39.016	25.860	1:04.876	67.02	1.149	15:02:25.758	
5 -	39.035	25.493	1:04.528 (3)	67.39	0.801	15:03:30.286	
6 -	38.179	25.690	1:03.869 (2)	68.08	0.142	15:04:34.155	
7 -	38.951	25.664	1:04.615	67.30	0.888	15:05:38.770	
8 -	38.402	25.325	1:03.727 (1)	68.23		15:06:42.497	

P23 11 J		Freddie BATE		Kawasaki NINJA 300 - hartjay			
IDEAL LAP TIME : 1:05.758		BEST LAP TIME : 1:05.758		DIFFERENCE : 0.000			
LAP	SECTOR 1	SECTOR 2	LAP TIME	MPH	DIFF	TIME OF DAY	
1 -		33.631	1:23.288	52.21	17.530	14:59:18.289	
2 -	41.929	26.969	1:08.898	63.11	3.140	15:00:27.187	
3 -	40.957	26.940	1:07.897	64.04	2.139	15:01:35.084	
4 -	40.267	26.355	1:06.622	65.27	0.864	15:02:41.706	
5 -	39.546	26.437	1:05.983 (2)	65.90	0.225	15:03:47.689	
6 -	40.365	26.316	1:06.681	65.21	0.923	15:04:54.370	
7 -	39.514	26.244	1:05.758 (1)	66.13		15:06:00.128	
8 -	39.629	26.477	1:06.106 (3)	65.78	0.348	15:07:06.234	

P24 23 S		Saskya BUSH		Kawasaki NINJA 300 -			
IDEAL LAP TIME : 1:08.974		BEST LAP TIME : 1:09.135		DIFFERENCE : 0.161			
LAP	SECTOR 1	SECTOR 2	LAP TIME	MPH	DIFF	TIME OF DAY	
1 -		29.435	1:23.235	52.24	14.100	14:59:18.236	
2 -	44.671	28.625	1:13.296	59.32	4.161	15:00:31.532	
3 -	43.643	28.865	1:12.508	59.97	3.373	15:01:44.040	
4 -	42.909	28.292	1:11.201	61.07	2.066	15:02:55.241	
5 -	41.668	27.890	1:09.558 (3)	62.51	0.423	15:04:04.799	
6 -	41.829	27.306	1:09.135 (1)	62.90		15:05:13.934	
7 -	42.281	27.343	1:09.624	62.45	0.489	15:06:23.558	
8 -	42.087	27.306	1:09.393 (2)	62.66	0.258	15:07:32.951	

P25 16 J		Aleisha LAYTON		Kawasaki NINJA -			
IDEAL LAP TIME : 1:05.604		BEST LAP TIME : 1:05.754		DIFFERENCE : 0.150			
LAP	SECTOR 1	SECTOR 2	LAP TIME	MPH	DIFF	TIME OF DAY	
1 -		27.416	1:17.877	55.83	12.123	14:59:12.878	
2 -	41.038	26.694	1:07.732	64.20	1.978	15:00:20.610	
3 -	40.299	26.332	1:06.631	65.26	0.877	15:01:27.241	
4 -	40.140	26.341	1:06.481	65.41	0.727	15:02:33.722	
5 -	39.459	26.295	1:05.754 (1)	66.13		15:03:39.476	
6 -	39.692	26.278	1:05.970 (2)	65.91	0.216	15:04:45.446	
7 -	40.244	26.145	1:06.389 (3)	65.50	0.635	15:05:51.835	

BMCRC - MRO Championships 2023 - Rnd 1 @ Brands Hatch Indy

ACU Team Green Junior Cup & Senior Ninja Series

RACE 12 - BEST SECTORS

SECTOR 1			SECTOR 2			IDEAL / BEST COMPARISON						
POS	NO	NAME	TIME	NO	NAME	TIME	POS	NO	NAME	IDEAL	BEST	DIFF
									PERFECT LAP	56.054		
1	35	WESTON	33.366	35	WESTON	22.688	1	35	WESTON	56.054	56.058	0.004
2	191	DANCE	33.589	191	DANCE	22.957	2	191	DANCE	56.546	56.579	0.033
3	1	ATKINSON	33.680	1	ATKINSON	22.958	3	1	ATKINSON	56.638	56.720	0.082
4	18	HIGGINS	34.454	31	PARK	23.120	4	31	PARK	57.578	57.578	0.000
5	31	PARK	34.458	34	ARBON	23.282	5	18	HIGGINS	57.741	57.796	0.055
6	277	HAYWARD	34.480	18	HIGGINS	23.287	6	277	HAYWARD	57.868	57.868	0.000
7	34	ARBON	34.649	277	HAYWARD	23.388	7	34	ARBON	57.931	58.016	0.085
8	65	BREESE	34.713	270	BROWN	23.531	8	65	BREESE	58.326	58.370	0.044
9	45	MACKENZIE	35.115	65	BREESE	23.613	9	77	WHITE	58.952	59.011	0.059
10	77	WHITE	35.327	77	WHITE	23.625	10	45	MACKENZIE	58.998	58.998	0.000
11	141	GUILLERY	35.494	54	SCOTT	23.744	11	141	GUILLERY	59.256	59.298	0.042
12	54	SCOTT	35.538	10	BRUNSDON	23.748	12	54	SCOTT	59.282	59.398	0.116
13	10	BRUNSDON	35.560	141	GUILLERY	23.762	13	10	BRUNSDON	59.308	59.308	0.000
14	270	BROWN	35.912	45	MACKENZIE	23.883	14	270	BROWN	59.443	59.738	0.295
15	19	FISHER	36.105	400	THURTLE	23.940	15	400	THURTLE	1:00.153	1:00.153	0.000
16	400	THURTLE	36.213	12	RAMSEY	24.257	16	19	FISHER	1:00.628	1:00.628	0.000
17	99	WOLFF	37.008	99	WOLFF	24.372	17	99	WOLFF	1:01.380	1:01.437	0.057
18	12	RAMSEY	37.417	19	FISHER	24.523	18	12	RAMSEY	1:01.674	1:02.187	0.513
19	73	HANNAFORD	37.502	33	KLINGE	24.698	19	73	HANNAFORD	1:02.414	1:02.520	0.106
20	33	KLINGE	37.719	73	HANNAFORD	24.912	20	33	KLINGE	1:02.417	1:02.472	0.055
21	87	ATKINSON	38.179	4	FRANKLIN	25.116	21	4	FRANKLIN	1:03.490	1:03.637	0.147
22	4	FRANKLIN	38.374	87	ATKINSON	25.325	22	87	ATKINSON	1:03.504	1:03.727	0.223
23	16	LAYTON	39.459	16	LAYTON	26.145	23	16	LAYTON	1:05.604	1:05.754	0.150
24	11	BATE	39.514	11	BATE	26.244	24	11	BATE	1:05.758	1:05.758	0.000
25	23	BUSH	41.668	23	BUSH	27.306	25	23	BUSH	1:08.974	1:09.135	0.161

BMCRC - MRO Championships 2023 - Rnd 1 @ Brands Hatch Indy

ACU Team Green Junior Cup & Senior Ninja Series

RACE 12 - STATISTICS

Competitors Started 25
Planned Start 2023-03-11 @ 15:30:00.000
Actual Start 2023-03-11 @ 14:57:55.000
Finish Time 2023-03-11 @ 15:06:28.911
Track Length 1.2079mi.
Total Laps 216
Total Distance Covered 260.9162mi.

Session Fastest Lap History

NO	CL	NAME	LAP TIME	TIME OF DAY	LAP	VEHICLE
35	J	Zack WESTON	56.147	14:59:52.978	2	Kawasaki NINJA 400
35	J	Zack WESTON	56.058	15:04:34.943	7	Kawasaki NINJA 400

Session Leader History

NO	CL	NAME	FROM LAP	LAPS LED	DISTANCE	VEHICLE
35	J	Zack WESTON	1	9	10.87 miles	Kawasaki NINJA 400

Flag History

TYPE	TIME OF DAY
GREEN	14:57:55.000
FINISH	15:06:28.911

Flag Statistics

TYPE	COUNT	TOTAL LAPS	TOTAL TIME
Green	1	9	10:10.305
Red	0	0	0.000
Safety Car	0	0	0.000
FCY	0	0	0.000

BMCRC - MRO Championships 2023 - Rnd 1 @ Brands Hatch Indy

ACU Team Green Junior Cup & Senior Ninja Series

RACE 12 - STATISTICS

CLASS : S

14 Starters

Fastest Lap History

NO	NAME	LAP TIME	TIME OF DAY	LAP	VEHICLE
1	Phil ATKINSON	57.010	14:59:54.657	2	Kawasaki NINJA 400
1	Phil ATKINSON	56.751	15:00:51.408	3	Kawasaki NINJA 400
1	Phil ATKINSON	56.720	15:01:48.129	4	Kawasaki NINJA 400

Leader History

NO	NAME	FROM LAP	LAPS LED	DISTANCE	VEHICLE
1	Phil ATKINSON	1	9	10.87 miles	Kawasaki NINJA 400

BMCRC - MRO Championships 2023 - Rnd 1 @ Brands Hatch Indy

ACU Team Green Junior Cup & Senior Ninja Series

RACE 12 - STATISTICS

CLASS : J

11 Starters

Fastest Lap History

NO	NAME	LAP TIME	TIME OF DAY	LAP	VEHICLE
35	Zack WESTON	56.147	14:59:52.978	2	Kawasaki NINJA 400
35	Zack WESTON	56.058	15:04:34.943	7	Kawasaki NINJA 400

Leader History

NO	NAME	FROM LAP	LAPS LED	DISTANCE	VEHICLE
35	Zack WESTON	1	9	10.87 miles	Kawasaki NINJA 400

BMCRC - MRO Championships 2023 - Rnd 1 @ Brands Hatch Indy



ACU Team Green Junior Cup & Senior Ninja Series

RACE 1 - GRID (11 Laps)

Kawasaki

ROW 9	27		26	63 Robert BUSH	25	23 Saskya BUSH	1:09.135
ROW 8	24	11 Freddie BATE	23	16 Aleisha LAYTON	22	87 Sam ATKINSON	1:05.758, 1:05.754, 1:03.727
ROW 7	21	4 Nigel FRANKLIN	20	73 Jemma HANNAFORD	19	33 Patrick KLINGE	1:03.637, 1:02.520, 1:02.472
ROW 6	18	12 Kees RAMSEY	17	99 Jack WOLFF	16	19 Daniel FISHER	1:02.187, 1:01.437, 1:00.628
ROW 5	15	400 Stuart THURTLÉ	14	270 Ben BROWN	13	54 Ben SCOTT	1:00.153, 59.738, 59.398
ROW 4	12	10 Mike BRUNSDON	11	141 Noah GUILLERY	10	77 Joe WHITE	59.308, 59.298, 59.011
ROW 3	9	45 Marley MACKENZIE	8	65 Konrad BREESE	7	34 Oliver ARBON	58.998, 58.370, 58.016
ROW 2	6	277 Richard HAYWARD	5	18 George HIGGINS	4	31 Robbie PARK	57.868, 57.796, 57.578
ROW 1	3	1 Phil ATKINSON	2	191 Craig DANCE	1	35 Zack WESTON	56.720, 56.579, 56.058
Pole							

Brands Hatch Indy: 1.2079 miles

These results are provisional until the conclusion of any judicial and technical matters.

Clerk Of Course :	Stewards :	Timekeeper : <i>Craig Smith</i>
-------------------	------------	------------------------------------

Results can be found at www.tsl-timing.com

Printed - 15:13 Saturday, 11 March 2023



BMCRC - MRO Championships 2023 - Rnd 1 @ Brands Hatch Indy



ACU Team Green Junior Cup & Senior Ninja Series

RACE 1 - CLASSIFICATION

Kawasaki

POS	NO	CL	PIC NAME	ENTRY	LAPS	TIME	GAP	DIFF	MPH	BEST	ON
1	191	J	1 Craig DANCE	Kawasaki NINJA 300 - 2 brothers scaffolding	11	11:07.969			71.61	59.108	11
2	35	J	2 Zack WESTON	Kawasaki NINJA 400 - NW Racing	11	11:08.023	0.054	0.054	71.60	58.657	11
3	1	S	1 Phil ATKINSON	Kawasaki NINJA 400 - ROSE MOT/Q Oil Treatment	11	11:08.630	0.661	0.607	71.54	58.676	11
4	31	J	3 Robbie PARK	Kawasaki NINJA - The Biltong Banter Box	11	11:08.771	0.802	0.141	71.52	58.464	11
5	18	J	4 George HIGGINS	Kawasaki NINJA 400 - Aztec Racing	11	11:17.915	9.946	9.144	70.56	1:00.090	6
6	277	S	2 Richard HAYWARD	Kawasaki NINJA 300 - GForce/Hayward R Ltd/Snap	11	11:34.397	26.428	16.482	68.88	1:01.514	3
7	65	S	3 Konrad BREESE	Kawasaki NINJA 300 - STIHL Racing	11	11:37.557	29.588	3.160	68.57	1:00.997	10
8	45	J	5 Marley MACKENZIE	Kawasaki NINJA - Kirkcaldy Kawasaki, ELPM	11	11:38.648	30.679	1.091	68.46	1:01.216	11
9	141	J	6 Noah GUILLERY	Kawasaki NINJA 300 - MDM-R	11	11:38.737	30.768	0.089	68.45	1:01.160	9
10	270	S	4 Ben BROWN	Kawasaki NINJA - Hunts Motorcycles	11	11:39.685	31.716	0.948	68.36	1:02.016	11
11	19	S	5 Daniel FISHER	Kawasaki NINJA -	11	11:39.779	31.810	0.094	68.35	1:01.308	11
12	77	S	6 Joe WHITE	Kawasaki NINJA 400 - Just In Graphics /MZ CONTR	11	11:40.526	32.557	0.747	68.28	1:01.650	10
13	10	S	7 Mike BRUNSDON	Kawasaki NINJA 400 - Pure Moto - SHAD UK	11	11:41.790	33.821	1.264	68.16	1:01.527	10
14	99	S	8 Jack WOLFF	Kawasaki NINJA 300 - Nym Technologies Racing	11	11:43.211	35.242	1.421	68.02	1:02.348	9
15	34*	S	9 Oliver ARBON	Kawasaki NINJA 400 - tt plumbing and heating	11	11:44.176	36.207	0.965	67.92	1:00.908	7
16	11	J	7 Freddie BATE	Kawasaki NINJA 300 - hartjay	11	12:04.165	56.196	19.989	66.05	1:02.997	8
17	73	S	10 Jemma HANNAFORD	Kawasaki NINJA 300 -	11	12:04.999	57.030	0.834	65.97	1:03.788	8
18	400	S	11 Stuart THURTLIE	Kawasaki NINJA 400 - TeamTortoise Racing	11	12:08.462	1:00.493	3.463	65.66	1:04.060	10
19	33	J	8 Patrick KLINGE	Kawasaki NINJA 300 - Klingklong Racing	10	11:19.089	1 Lap	1 Lap	64.03	1:05.438	9
20	16	J	9 Aleisha LAYTON	Kawasaki NINJA -	10	11:37.651	1 Lap	18.562	62.33	1:07.947	10
21	54	S	12 Ben SCOTT	Kawasaki NINJA 250 - GI Landscapes VampTech	10	11:37.900	1 Lap	0.249	62.30	1:07.290	9
22	87	J	10 Sam ATKINSON	Kawasaki - Major Heat	10	11:41.964	1 Lap	4.064	61.94	1:06.070	10

NOT CLASSIFIED

DNF	4	S	Fenton SEABRIGHT	Kawasaki NINJA - FHS Racing	3	3:09.662	8 Laps	7 Laps	68.78	59.803	3
DNF	23	S	Saskya BUSH	Kawasaki NINJA 300 -	1	1:23.964	10 Laps	2 Laps	51.79		

FASTEST LAP

	31	J	Robbie PARK	Kawasaki NINJA - The Biltong Banter Box	11	58.464		74.38 mph		119.70 kph	
	1	S	Phil ATKINSON	Kawasaki NINJA 400 - ROSE MOT/Q Oil Treatment	11	58.676		74.11 mph		119.27 kph	

* No. 34 - 10 second penalty - yellow flag infringement
 Class J - 92.5% of Race Speed = 66.23 mph
 Class S - 92.5% of Race Speed = 66.17 mph

Weather / Track : Cloudy / Drying

These results are provisional until the conclusion of any judicial and technical matters.

Race Distance: 11 Laps / 13.28 miles

Brands Hatch Indy: 1.2079 miles

Date: 12/03/2023 Start: 10:20 Finish: 10:31

Clerk Of Course :	Stewards :	Timekeeper : <i>Craig Smith</i>
-------------------	------------	------------------------------------

Results can be found at www.tsl-timing.com

Printed - 10:38 Sunday, 12 March 2023



BMCRC - MRO Championships 2023 - Rnd 1 @ Brands Hatch Indy

ACU Team Green Junior Cup & Senior Ninja Series

RACE 1 - LAP CHART

LAP 1 @ 10:21:31.521

NO	BEHIND	LAP TIME
191		1:07.941
1	0.329	1:08.270
35	0.503	1:08.444
31	0.539	1:08.480
18	0.853	1:08.794
277	0.966	1:08.907
4	1.772	1:09.713
77	3.145	1:11.086
65	3.192	1:11.133
270	3.422	1:11.363
99	3.812	1:11.753
141	4.136	1:12.077
45	4.645	1:12.586
10	5.448	1:13.389
400	6.273	1:14.214
19	7.283	1:15.224
87	8.567	1:16.508
34	8.624	1:16.565
73	9.565	1:17.506
54	9.740	1:17.681
11	9.888	1:17.829
33	10.591	1:18.532
16	11.608	1:19.549
23	16.023	1:23.964

LAP 2 @ 10:22:32.530

NO	BEHIND	LAP TIME
191		1:01.009
1	0.427	1:01.107
35	0.886	1:01.392
4	0.909	1:00.146
31	1.371	1:01.841
18	1.667	1:01.823
277	2.108	1:02.151
65	6.382	1:04.199
77	6.561	1:04.425
270	6.946	1:04.533
99	7.134	1:04.331
141	7.593	1:04.466
45	7.910	1:04.274
10	9.294	1:04.855
19	10.447	1:04.173
34	11.007	1:03.392
400	11.816	1:06.552
73	14.596	1:06.040
11	16.529	1:07.650
54	19.866	1:11.135
33	20.193	1:10.611
16	20.421	1:09.822
87	20.691	1:13.133

LAP 3 @ 10:23:33.242

NO	BEHIND	LAP TIME
4		59.803
191	0.083	1:00.795
1	0.578	1:00.863
35	0.691	1:00.517
31	1.042	1:00.383
18	1.723	1:00.768
277	2.910	1:01.514
77	10.008	1:04.159
270	10.222	1:03.988

65	10.311	1:04.641
99	10.424	1:04.002
141	10.802	1:03.921
45	11.135	1:03.937
19	12.384	1:02.649
34	12.539	1:02.244
10	12.669	1:04.087
400	16.609	1:05.505
73	18.437	1:04.553
11	20.723	1:04.906
33	26.361	1:06.880
16	28.172	1:08.463
54	29.299	1:10.145
87	30.606	1:10.627

LAP 4 @ 10:24:34.333

NO	BEHIND	LAP TIME
35		1:00.400
1	0.277	1:00.790
31	0.363	1:00.412
191	0.699	1:01.707
18	1.540	1:00.908
277	3.593	1:01.774
77	11.991	1:03.074
270	12.089	1:02.958
65	12.693	1:03.473
45	13.062	1:03.018
99	13.535	1:04.202
19	13.719	1:02.426
34	13.753	1:02.305
141	13.834	1:04.123
10	14.806	1:03.228
400	21.860	1:06.342
73	22.313	1:04.967
11	25.604	1:05.972
33	32.191	1:06.921
16	35.987	1:08.906
54	38.133	1:09.925
87	39.077	1:09.562

LAP 5 @ 10:25:34.613

NO	BEHIND	LAP TIME
35		1:00.280
191	0.277	59.858
1	0.303	1:00.306
31	0.579	1:00.496
18	1.756	1:00.496
277	6.199	1:02.886
270	14.853	1:03.044
77	15.689	1:03.978
34	15.725	1:02.252
65	15.901	1:03.488
45	16.308	1:03.526
19	16.485	1:03.046
141	16.700	1:03.146
99	16.826	1:03.571
10	17.707	1:03.181
400	28.004	1:06.424
73	28.043	1:06.010
11	29.763	1:04.439
33	38.109	1:06.198
16	43.957	1:08.250
54	47.222	1:09.369
87	48.156	1:09.359

LAP 6 @ 10:26:34.036

NO	BEHIND	LAP TIME
191		59.146
35	0.833	1:00.256
1	1.252	1:00.372
31	1.335	1:00.179
18	2.423	1:00.090
277	9.657	1:02.881
34	17.487	1:01.185
270	18.035	1:02.605
77	19.000	1:02.734
65	19.633	1:03.155
141	19.673	1:02.396
19	19.890	1:02.828
45	19.979	1:03.094
99	20.265	1:02.862
10	20.633	1:02.349
73	33.042	1:04.422
400	33.801	1:05.220
11	34.810	1:04.470
33	45.448	1:06.762
16	53.237	1:08.703
54	56.522	1:08.723
87	58.181	1:09.448

LAP 7 @ 10:27:33.149

NO	BEHIND	LAP TIME
191		59.113
35	1.234	59.514
1	1.784	59.645
31	1.866	59.644
18	3.596	1:00.286
277	13.358	1:02.814
34	19.282	1:00.908
270	21.104	1:02.182
77	22.489	1:02.602
65	23.010	1:02.490
45	23.184	1:02.318
141	23.207	1:02.647
19	23.419	1:02.642
99	23.557	1:02.405
10	23.848	1:02.328
73	38.391	1:04.462
400	40.026	1:05.338
11	40.418	1:04.721
33	52.771	1:06.436

LAP 8 @ 10:28:33.868

NO	BEHIND	LAP TIME
191		1:00.719
1	0.886	59.821
35	1.205	1:00.690
31	1.238	1:00.091
16	1 Lap	1:07.952
18	4.679	1:01.802
54	1 Lap	1:08.448
87	1 Lap	1:09.372
277	15.565	1:02.926
34	19.685	1:01.122
270	22.585	1:02.200
65	23.435	1:01.144
45	23.960	1:01.495
77	24.102	1:02.332
141	24.250	1:01.762

19	24.726	1:02.026
99	25.193	1:02.355
10	25.461	1:02.332
73	41.460	1:03.788
11	42.696	1:02.997
400	44.091	1:04.784
33	57.916	1:05.864

LAP 9 @ 10:29:33.205

NO	BEHIND	LAP TIME
191		59.337
1	0.675	59.126
35	0.919	59.051
31	1.079	59.178
18	5.975	1:00.633
16	1 Lap	1:08.368
54	1 Lap	1:07.781
87	1 Lap	1:10.040
277	18.941	1:02.713
34	21.442	1:01.094
270	25.319	1:02.071
65	25.407	1:01.309
45	25.874	1:01.251
141	26.073	1:01.160
77	26.894	1:02.129
19	27.188	1:01.799
99	28.204	1:02.348
10	28.401	1:02.277
73	46.411	1:04.288
11	46.917	1:03.558
400	49.281	1:04.527

LAP 10 @ 10:30:32.441

NO	BEHIND	LAP TIME
191		59.236
35	0.505	58.822
1	1.093	59.654
31	1.446	59.603
33	1 Lap	1:05.438
18	7.507	1:00.768
16	1 Lap	1:09.691
54	1 Lap	1:07.290
277	22.449	1:02.744
34	23.652	1:01.446
87	1 Lap	1:07.845
65	27.168	1:00.997
141	28.425	1:01.588
45	28.571	1:01.933
270	28.808	1:02.725
77	29.308	1:01.650
19	29.610	1:01.658
10	30.692	1:01.527
99	31.355	1:02.387
73	51.515	1:04.340
11	52.129	1:04.448
400	54.105	1:04.060

LAP 11 @ 10:31:31.549

NO	BEHIND	LAP TIME
191		59.108
35	0.054	58.657
1	0.661	58.676
31	0.802	58.464
18	9.946	1:01.547

33	1 Lap	1:05.447
34	26.207	1:01.663
277	26.428	1:03.087
65	29.588	1:01.528
16	1 Lap	1:07.947
54	1 Lap	1:07.403
45	30.679	1:01.216
141	30.768	1:01.451
270	31.716	1:02.016
19	31.810	1:01.308
77	32.557	1:02.357
10	33.821	1:02.237
87	1 Lap	1:06.070
99	35.242	1:02.995
11	56.196	1:03.175
73	57.030	1:04.623
400	1:00.493	1:05.496

BMCRC - MRO Championships 2023 - Rnd 1 @ Brands Hatch Indy

ACU Team Green Junior Cup & Senior Ninja Series

RACE 1 - POSITION CHART

No	Name	Lap Pos												
			1	2	3	4	5	6	7	8	9	10	11	
35	WESTON	1	191	191	4	35	35	191	191	191	191	191	191	191
191	DANCE	2	1	1	191	1	191	35	35	1	1	35	35	
1	ATKINSON	3	35	35	1	31	1	1	1	35	35	1	1	
31	PARK	4	31	4	35	191	31	31	31	31	31	31	31	
18	HIGGINS	5	18	31	31	18	18	18	18	18	18	18	18	
277	HAYWARD	6	277	18	18	277	277	277	277	277	277	277	34	
34	ARBON	7	4	277	277	77	270	34	34	34	34	34	277	
65	BREESE	8	77	65	77	270	77	270	270	270	270	65	65	
45	MACKENZIE	9	65	77	270	65	34	77	77	65	65	141	45	
77	WHITE	10	270	270	65	45	65	65	65	45	45	45	141	
141	GUILLERY	11	99	99	99	99	45	141	45	77	141	270	270	
10	BRUNSDON	12	141	141	141	19	19	19	141	141	77	77	19	
54	SCOTT	13	45	45	45	34	141	45	19	19	19	19	77	
270	BROWN	14	10	10	19	141	99	99	99	99	99	10	10	
400	THURTLLE	15	400	19	34	10	10	10	10	10	10	99	99	
19	FISHER	16	19	34	10	400	400	73	73	73	73	73	11	
99	WOLFF	17	87	400	400	73	73	400	400	11	11	11	73	
33	KLINGE	18	34	73	73	11	11	11	11	400	400	400	400	
73	HANNAFORD	19	73	11	11	33	33	33	33	33	33	33	33	
87	ATKINSON	20	54	54	33	16	16	16	16	16	16	16	16	
16	LAYTON	21	11	33	16	54	54	54	54	54	54	54	54	
11	BATE	22	33	16	54	87	87	87	87	87	87	87	87	
23	BUSH	23	16	87	87									
4	SEABRIGHT	24	23											

BMCRC - MRO Championships 2023 - Rnd 1 @ Brands Hatch Indy

ACU Team Green Junior Cup & Senior Ninja Series

RACE 1 - SECTOR ANALYSIS



SECTOR 1 = FL to I1, SECTOR 2 = I1 to FL, DIFF = Difference To Personal Best Lap, P = Crossed Finish Line in Pit Lane, D = Time Disallowed

P1 191 J		Craig DANCE		Kawasaki NINJA 300 - 2 brothers scaffolding		
IDEAL LAP TIME : 58.925		BEST LAP TIME : 59.108		DIFFERENCE : 0.183		
LAP	SECTOR 1	SECTOR 2	LAP TIME	MPH	DIFF	TIME OF DAY
1 -		24.954	1:07.941	64.00	8.833	10:21:31.521
2 -	36.657	24.352	1:01.009	71.27	1.901	10:22:32.530
3 -	36.521	24.274	1:00.795	71.52	1.687	10:23:33.325
4 -	36.778	24.929	1:01.707	70.47	2.599	10:24:35.032
5 -	35.825	24.033	59.858	72.64	0.750	10:25:34.890
6 -	35.383	23.763	59.146 (3)	73.52	0.038	10:26:34.036
7 -	35.288	23.825	59.113 (2)	73.56	0.005	10:27:33.149
8 -	35.968	24.751	1:00.719	71.61	1.611	10:28:33.868
9 -	35.291	24.046	59.337	73.28	0.229	10:29:33.205
10 -	35.240	23.996	59.236	73.41	0.128	10:30:32.441
11 -	35.423	23.685	59.108 (1)	73.57		10:31:31.549

P2 35 J		Zack WESTON		Kawasaki NINJA 400 - NW Racing		
IDEAL LAP TIME : 58.581		BEST LAP TIME : 58.657		DIFFERENCE : 0.076		
LAP	SECTOR 1	SECTOR 2	LAP TIME	MPH	DIFF	TIME OF DAY
1 -		25.222	1:08.444	63.53	9.787	10:21:32.024
2 -	36.795	24.597	1:01.392	70.83	2.735	10:22:33.416
3 -	36.297	24.220	1:00.517	71.85	1.860	10:23:33.933
4 -	36.082	24.318	1:00.400	71.99	1.743	10:24:34.333
5 -	35.786	24.494	1:00.280	72.14	1.623	10:25:34.613
6 -	36.110	24.146	1:00.256	72.16	1.599	10:26:34.869
7 -	35.410	24.104	59.514	73.06	0.857	10:27:34.383
8 -	35.436	25.254	1:00.690	71.65	2.033	10:28:35.073
9 -	35.157	23.894	59.051 (3)	73.64	0.394	10:29:34.124
10 -	35.083	23.739	58.822 (2)	73.92	0.165	10:30:32.946
11 -	35.159	23.498	58.657 (1)	74.13		10:31:31.603

P3 1 S		Phil ATKINSON		Kawasaki NINJA 400 - ROSE MOT/Q Oil Treatments		
IDEAL LAP TIME : 58.676		BEST LAP TIME : 58.676		DIFFERENCE : 0.000		
LAP	SECTOR 1	SECTOR 2	LAP TIME	MPH	DIFF	TIME OF DAY
1 -		25.255	1:08.270	63.69	9.594	10:21:31.850
2 -	36.616	24.491	1:01.107	71.16	2.431	10:22:32.957
3 -	36.597	24.266	1:00.863	71.44	2.187	10:23:33.820
4 -	36.396	24.394	1:00.790	71.53	2.114	10:24:34.610
5 -	35.814	24.492	1:00.306	72.10	1.630	10:25:34.916
6 -	36.008	24.364	1:00.372	72.03	1.696	10:26:35.288
7 -	35.591	24.054	59.645 (3)	72.90	0.969	10:27:34.933
8 -	35.450	24.371	59.821	72.69	1.145	10:28:34.754
9 -	35.187	23.939	59.126 (2)	73.54	0.450	10:29:33.880
10 -	35.794	23.860	59.654	72.89	0.978	10:30:33.534
11 -	34.901	23.775	58.676 (1)	74.11		10:31:32.210

P4 31 J		Robbie PARK		Kawasaki NINJA - The Biltong Banter Box		
IDEAL LAP TIME : 58.464		BEST LAP TIME : 58.464		DIFFERENCE : 0.000		
LAP	SECTOR 1	SECTOR 2	LAP TIME	MPH	DIFF	TIME OF DAY
1 -		25.342	1:08.480	63.50	10.016	10:21:32.060
2 -	37.178	24.663	1:01.841	70.31	3.377	10:22:33.901
3 -	36.146	24.237	1:00.383	72.01	1.919	10:23:34.284
4 -	36.032	24.380	1:00.412	71.98	1.948	10:24:34.696
5 -	36.395	24.101	1:00.496	71.88	2.032	10:25:35.192
6 -	35.850	24.329	1:00.179	72.26	1.715	10:26:35.371
7 -	35.653	23.991	59.644	72.90	1.180	10:27:35.015
8 -	35.958	24.133	1:00.091	72.36	1.627	10:28:35.106
9 -	35.521	23.657	59.178 (2)	73.48	0.714	10:29:34.284
10 -	35.803	23.800	59.603 (3)	72.95	1.139	10:30:33.887
11 -	34.923	23.541	58.464 (1)	74.38		10:31:32.351

BMCRC - MRO Championships 2023 - Rnd 1 @ Brands Hatch Indy

ACU Team Green Junior Cup & Senior Ninja Series

RACE 1 - SECTOR ANALYSIS



SECTOR 1 = FL to I1, SECTOR 2 = I1 to FL, DIFF = Difference To Personal Best Lap, P = Crossed Finish Line in Pit Lane, D = Time Disallowed

P5 18 J George HIGGINS		Kawasaki NINJA 400 - Aztec Racing				
IDEAL LAP TIME : 1:00.035		BEST LAP TIME : 1:00.090		DIFFERENCE : 0.055		
LAP	SECTOR 1	SECTOR 2	LAP TIME	MPH	DIFF	TIME OF DAY
1 -		25.094	1:08.794	63.21	8.704	10:21:32.374
2 -	37.587	24.236	1:01.823	70.33	1.733	10:22:34.197
3 -	36.669	24.099	1:00.768	71.56	0.678	10:23:34.965
4 -	36.116	24.792	1:00.908	71.39	0.818	10:24:35.873
5 -	36.210	24.286	1:00.496 (3)	71.88	0.406	10:25:36.369
6 -	35.936	24.154	1:00.090 (1)	72.36		10:26:36.459
7 -	36.101	24.185	1:00.286 (2)	72.13	0.196	10:27:36.745
8 -	36.597	25.205	1:01.802	70.36	1.712	10:28:38.547
9 -	36.271	24.362	1:00.633	71.72	0.543	10:29:39.180
10 -	36.113	24.655	1:00.768	71.56	0.678	10:30:39.948
11 -	36.710	24.837	1:01.547	70.65	1.457	10:31:41.495

P6 277 S Richard HAYWARD		Kawasaki NINJA 300 - GForce/Hayward R Ltd/SnapOn				
IDEAL LAP TIME : 1:01.300		BEST LAP TIME : 1:01.514		DIFFERENCE : 0.214		
LAP	SECTOR 1	SECTOR 2	LAP TIME	MPH	DIFF	TIME OF DAY
1 -		24.918	1:08.907	63.10	7.393	10:21:32.487
2 -	37.736	24.415	1:02.151 (3)	69.96	0.637	10:22:34.638
3 -	36.885	24.629	1:01.514 (1)	70.69		10:23:36.152
4 -	36.994	24.780	1:01.774 (2)	70.39	0.260	10:24:37.926
5 -	37.454	25.432	1:02.886	69.15	1.372	10:25:40.812
6 -	37.852	25.029	1:02.881	69.15	1.367	10:26:43.693
7 -	37.747	25.067	1:02.814	69.22	1.300	10:27:46.507
8 -	37.781	25.145	1:02.926	69.10	1.412	10:28:49.433
9 -	37.652	25.061	1:02.713	69.34	1.199	10:29:52.146
10 -	37.803	24.941	1:02.744	69.30	1.230	10:30:54.890
11 -	37.671	25.416	1:03.087	68.93	1.573	10:31:57.977

P7 65 S Konrad BREESE		Kawasaki NINJA 300 - STIHL Racing				
IDEAL LAP TIME : 1:00.846		BEST LAP TIME : 1:00.997		DIFFERENCE : 0.151		
LAP	SECTOR 1	SECTOR 2	LAP TIME	MPH	DIFF	TIME OF DAY
1 -		26.522	1:11.133	61.13	10.136	10:21:34.713
2 -	38.506	25.693	1:04.199	67.73	3.202	10:22:38.912
3 -	38.300	26.341	1:04.641	67.27	3.644	10:23:43.553
4 -	37.903	25.570	1:03.473	68.51	2.476	10:24:47.026
5 -	37.591	25.897	1:03.488	68.49	2.491	10:25:50.514
6 -	37.618	25.537	1:03.155	68.85	2.158	10:26:53.669
7 -	36.945	25.545	1:02.490	69.58	1.493	10:27:56.159
8 -	36.647	24.497	1:01.144 (2)	71.12	0.147	10:28:57.303
9 -	36.553	24.756	1:01.309 (3)	70.92	0.312	10:29:58.612
10 -	36.349	24.648	1:00.997 (1)	71.29		10:30:59.609
11 -	36.611	24.917	1:01.528	70.67	0.531	10:32:01.137

P8 45 J Marley MACKENZIE		Kawasaki NINJA - Kirkcaldy Kawasaki, ELPM				
IDEAL LAP TIME : 1:01.162		BEST LAP TIME : 1:01.216		DIFFERENCE : 0.054		
LAP	SECTOR 1	SECTOR 2	LAP TIME	MPH	DIFF	TIME OF DAY
1 -		25.890	1:12.586	59.90	11.370	10:21:36.166
2 -	38.839	25.435	1:04.274	67.65	3.058	10:22:40.440
3 -	38.530	25.407	1:03.937	68.01	2.721	10:23:44.377
4 -	37.814	25.204	1:03.018	69.00	1.802	10:24:47.395
5 -	37.542	25.984	1:03.526	68.45	2.310	10:25:50.921
6 -	37.961	25.133	1:03.094	68.92	1.878	10:26:54.015
7 -	37.241	25.077	1:02.318	69.78	1.102	10:27:56.333
8 -	36.726	24.769	1:01.495 (3)	70.71	0.279	10:28:57.828
9 -	36.620	24.631	1:01.251 (2)	70.99	0.035	10:29:59.079
10 -	37.089	24.844	1:01.933	70.21	0.717	10:31:01.012
11 -	36.674	24.542	1:01.216 (1)	71.03		10:32:02.228

BMCRC - MRO Championships 2023 - Rnd 1 @ Brands Hatch Indy

ACU Team Green Junior Cup & Senior Ninja Series

RACE 1 - SECTOR ANALYSIS



SECTOR 1 = FL to I1, SECTOR 2 = I1 to FL, DIFF = Difference To Personal Best Lap, P = Crossed Finish Line in Pit Lane, D = Time Disallowed

P9 141 J		Noah GUILLERY		Kawasaki NINJA 300 - MDM-R		
IDEAL LAP TIME : 1:01.082		BEST LAP TIME : 1:01.160		DIFFERENCE : 0.078		
LAP	SECTOR 1	SECTOR 2	LAP TIME	MPH	DIFF	TIME OF DAY
1 -		25.855	1:12.077	60.33	10.917	10:21:35.657
2 -	39.246	25.220	1:04.466	67.45	3.306	10:22:40.123
3 -	38.719	25.202	1:03.921	68.03	2.761	10:23:44.044
4 -	38.631	25.492	1:04.123	67.81	2.963	10:24:48.167
5 -	37.397	25.749	1:03.146	68.86	1.986	10:25:51.313
6 -	37.388	25.008	1:02.396	69.69	1.236	10:26:53.709
7 -	37.128	25.519	1:02.647	69.41	1.487	10:27:56.356
8 -	36.791	24.971	1:01.762	70.40	0.602	10:28:58.118
9 -	36.831	24.329	1:01.160 (1)	71.10		10:29:59.278
10 -	37.138	24.450	1:01.588 (3)	70.60	0.428	10:31:00.866
11 -	37.160	24.291	1:01.451 (2)	70.76	0.291	10:32:02.317

P10 270 S		Ben BROWN		Kawasaki NINJA - Hunts Motorcycles		
IDEAL LAP TIME : 1:01.754		BEST LAP TIME : 1:02.016		DIFFERENCE : 0.262		
LAP	SECTOR 1	SECTOR 2	LAP TIME	MPH	DIFF	TIME OF DAY
1 -		25.531	1:11.363	60.93	9.347	10:21:34.943
2 -	38.842	25.691	1:04.533	67.38	2.517	10:22:39.476
3 -	38.458	25.530	1:03.988	67.95	1.972	10:23:43.464
4 -	37.873	25.085	1:02.958	69.07	0.942	10:24:46.422
5 -	37.788	25.256	1:03.044	68.97	1.028	10:25:49.466
6 -	37.830	24.775	1:02.605	69.46	0.589	10:26:52.071
7 -	37.375	24.807	1:02.182 (3)	69.93	0.166	10:27:54.253
8 -	37.412	24.788	1:02.200	69.91	0.184	10:28:56.453
9 -	37.222	24.849	1:02.071 (2)	70.05	0.055	10:29:58.524
10 -	38.017	24.708	1:02.725	69.32	0.709	10:31:01.249
11 -	37.484	24.532	1:02.016 (1)	70.12		10:32:03.265

P11 19 S		Daniel FISHER		Kawasaki NINJA -		
IDEAL LAP TIME : 1:01.223		BEST LAP TIME : 1:01.308		DIFFERENCE : 0.085		
LAP	SECTOR 1	SECTOR 2	LAP TIME	MPH	DIFF	TIME OF DAY
1 -		27.083	1:15.224	57.80	13.916	10:21:38.804
2 -	38.347	25.826	1:04.173	67.76	2.865	10:22:42.977
3 -	37.266	25.383	1:02.649	69.41	1.341	10:23:45.626
4 -	36.950	25.476	1:02.426	69.66	1.118	10:24:48.052
5 -	37.166	25.880	1:03.046	68.97	1.738	10:25:51.098
6 -	37.242	25.586	1:02.828	69.21	1.520	10:26:53.926
7 -	37.130	25.512	1:02.642	69.41	1.334	10:27:56.568
8 -	36.781	25.245	1:02.026	70.10	0.718	10:28:58.594
9 -	36.933	24.866	1:01.799 (3)	70.36	0.491	10:30:00.393
10 -	36.931	24.727	1:01.658 (2)	70.52	0.350	10:31:02.051
11 -	36.866	24.442	1:01.308 (1)	70.93		10:32:03.359

P12 77 S		Joe WHITE		Kawasaki NINJA 400 - Just In Graphics /MZ CONTRACTS/ Silve		
IDEAL LAP TIME : 1:01.650		BEST LAP TIME : 1:01.650		DIFFERENCE : 0.000		
LAP	SECTOR 1	SECTOR 2	LAP TIME	MPH	DIFF	TIME OF DAY
1 -		25.803	1:11.086	61.17	9.436	10:21:34.666
2 -	38.400	26.025	1:04.425	67.49	2.775	10:22:39.091
3 -	38.588	25.571	1:04.159	67.77	2.509	10:23:43.250
4 -	37.732	25.342	1:03.074	68.94	1.424	10:24:46.324
5 -	38.264	25.714	1:03.978	67.97	2.328	10:25:50.302
6 -	37.734	25.000	1:02.734	69.31	1.084	10:26:53.036
7 -	37.507	25.095	1:02.602	69.46	0.952	10:27:55.638
8 -	37.137	25.195	1:02.332 (3)	69.76	0.682	10:28:57.970
9 -	37.405	24.724	1:02.129 (2)	69.99	0.479	10:30:00.099
10 -	37.040	24.610	1:01.650 (1)	70.53		10:31:01.749
11 -	37.437	24.920	1:02.357	69.73	0.707	10:32:04.106

BMCRC - MRO Championships 2023 - Rnd 1 @ Brands Hatch Indy

ACU Team Green Junior Cup & Senior Ninja Series

RACE 1 - SECTOR ANALYSIS



SECTOR 1 = FL to I1, SECTOR 2 = I1 to FL, DIFF = Difference To Personal Best Lap, P = Crossed Finish Line in Pit Lane, D = Time Disallowed

P13 10 S		Mike BRUNSDON		Kawasaki NINJA 400 - Pure Moto - SHAD UK			
IDEAL LAP TIME : 1:01.443		BEST LAP TIME : 1:01.527		DIFFERENCE : 0.084			
LAP	SECTOR 1	SECTOR 2	LAP TIME	MPH	DIFF	TIME OF DAY	
1 -		26.026	1:13.389	59.25	11.862	10:21:36.969	
2 -	39.432	25.423	1:04.855	67.05	3.328	10:22:41.824	
3 -	38.443	25.644	1:04.087	67.85	2.560	10:23:45.911	
4 -	37.853	25.375	1:03.228	68.77	1.701	10:24:49.139	
5 -	38.073	25.108	1:03.181	68.82	1.654	10:25:52.320	
6 -	37.567	24.782	1:02.349	69.74	0.822	10:26:54.669	
7 -	37.397	24.931	1:02.328	69.76	0.801	10:27:56.997	
8 -	37.658	24.674	1:02.332	69.76	0.805	10:28:59.329	
9 -	37.609	24.668	1:02.277 (3)	69.82	0.750	10:30:01.606	
10 -	36.998	24.529	1:01.527 (1)	70.67		10:31:03.133	
11 -	36.914	25.323	1:02.237 (2)	69.87	0.710	10:32:05.370	

P14 99 S		Jack WOLFF		Kawasaki NINJA 300 - Nym Technologies Racing			
IDEAL LAP TIME : 1:02.100		BEST LAP TIME : 1:02.348		DIFFERENCE : 0.248			
LAP	SECTOR 1	SECTOR 2	LAP TIME	MPH	DIFF	TIME OF DAY	
1 -		25.706	1:11.753	60.60	9.405	10:21:35.333	
2 -	38.711	25.620	1:04.331	67.59	1.983	10:22:39.664	
3 -	38.547	25.455	1:04.002	67.94	1.654	10:23:43.666	
4 -	38.676	25.526	1:04.202	67.73	1.854	10:24:47.868	
5 -	38.671	24.900	1:03.571	68.40	1.223	10:25:51.439	
6 -	37.810	25.052	1:02.862	69.17	0.514	10:26:54.301	
7 -	37.420	24.985	1:02.405	69.68	0.057	10:27:56.706	
8 -	37.615	24.740	1:02.355 (2)	69.73	0.007	10:28:59.061	
9 -	37.613	24.735	1:02.348 (1)	69.74		10:30:01.409	
10 -	37.707	24.680	1:02.387 (3)	69.70	0.039	10:31:03.796	
11 -	37.898	25.097	1:02.995	69.03	0.647	10:32:06.791	

P15 34 S		Oliver ARBON		Kawasaki NINJA 400 - tt plumbing and heating			
IDEAL LAP TIME : 1:00.568		BEST LAP TIME : 1:00.908		DIFFERENCE : 0.340			
LAP	SECTOR 1	SECTOR 2	LAP TIME	MPH	DIFF	TIME OF DAY	
1 -		25.854	1:16.565	56.79	15.657	10:21:40.145	
2 -	38.147	25.245	1:03.392	68.59	2.484	10:22:43.537	
3 -	37.547	24.697	1:02.244	69.86	1.336	10:23:45.781	
4 -	37.084	25.221	1:02.305	69.79	1.397	10:24:48.086	
5 -	37.166	25.086	1:02.252	69.85	1.344	10:25:50.338	
6 -	36.777	24.408	1:01.185	71.07	0.277	10:26:51.523	
7 -	36.646	24.262	1:00.908 (1)	71.39		10:27:52.431	
8 -	36.755	24.367	1:01.122 (3)	71.14	0.214	10:28:53.553	
9 -	36.533	24.561	1:01.094 (2)	71.17	0.186	10:29:54.647	
10 -	36.924	24.522	1:01.446	70.77	0.538	10:30:56.093	
11 -	37.628	24.035	1:01.663	70.52	0.755	10:31:57.756	

P16 11 J		Freddie BATE		Kawasaki NINJA 300 - hartjay			
IDEAL LAP TIME : 1:02.997		BEST LAP TIME : 1:02.997		DIFFERENCE : 0.000			
LAP	SECTOR 1	SECTOR 2	LAP TIME	MPH	DIFF	TIME OF DAY	
1 -		27.295	1:17.829	55.87	14.832	10:21:41.409	
2 -	41.640	26.010	1:07.650	64.28	4.653	10:22:49.059	
3 -	38.946	25.960	1:04.906	66.99	1.909	10:23:53.965	
4 -	39.602	26.370	1:05.972	65.91	2.975	10:24:59.937	
5 -	38.779	25.660	1:04.439	67.48	1.442	10:26:04.376	
6 -	38.507	25.963	1:04.470	67.45	1.473	10:27:08.846	
7 -	38.954	25.767	1:04.721	67.19	1.724	10:28:13.567	
8 -	37.617	25.380	1:02.997 (1)	69.02		10:29:16.564	
9 -	37.800	25.758	1:03.558 (3)	68.41	0.561	10:30:20.122	
10 -	38.726	25.722	1:04.448	67.47	1.451	10:31:24.570	
11 -	37.672	25.503	1:03.175 (2)	68.83	0.178	10:32:27.745	

BMCRC - MRO Championships 2023 - Rnd 1 @ Brands Hatch Indy

ACU Team Green Junior Cup & Senior Ninja Series

RACE 1 - SECTOR ANALYSIS



SECTOR 1 = FL to I1, SECTOR 2 = I1 to FL, DIFF = Difference To Personal Best Lap, P = Crossed Finish Line in Pit Lane, D = Time Disallowed

P17 73 S		Jemma HANNAFORD		Kawasaki NINJA 300 -		
IDEAL LAP TIME : 1:03.788		BEST LAP TIME : 1:03.788		DIFFERENCE : 0.000		
LAP	SECTOR 1	SECTOR 2	LAP TIME	MPH	DIFF	TIME OF DAY
1 -		27.332	1:17.506	56.10	13.718	10:21:41.086
2 -	40.333	25.707	1:06.040	65.84	2.252	10:22:47.126
3 -	39.002	25.551	1:04.553	67.36	0.765	10:23:51.679
4 -	39.089	25.878	1:04.967	66.93	1.179	10:24:56.646
5 -	39.992	26.018	1:06.010	65.87	2.222	10:26:02.656
6 -	38.870	25.552	1:04.422	67.50	0.634	10:27:07.078
7 -	39.049	25.413	1:04.462	67.45	0.674	10:28:11.540
8 -	38.557	25.231	1:03.788 (1)	68.17		10:29:15.328
9 -	38.711	25.577	1:04.288 (2)	67.64	0.500	10:30:19.616
10 -	38.807	25.533	1:04.340 (3)	67.58	0.552	10:31:23.956
11 -	39.109	25.514	1:04.623	67.29	0.835	10:32:28.579

P18 400 S		Stuart THURTLÉ		Kawasaki NINJA 400 - TeamTortoise Racing		
IDEAL LAP TIME : 1:04.060		BEST LAP TIME : 1:04.060		DIFFERENCE : 0.000		
LAP	SECTOR 1	SECTOR 2	LAP TIME	MPH	DIFF	TIME OF DAY
1 -		26.344	1:14.214	58.59	10.154	10:21:37.794
2 -	40.021	26.531	1:06.552	65.34	2.492	10:22:44.346
3 -	39.402	26.103	1:05.505	66.38	1.445	10:23:49.851
4 -	39.983	26.359	1:06.342	65.54	2.282	10:24:56.193
5 -	40.027	26.397	1:06.424	65.46	2.364	10:26:02.617
6 -	39.688	25.532	1:05.220	66.67	1.160	10:27:07.837
7 -	39.420	25.918	1:05.338	66.55	1.278	10:28:13.175
8 -	39.048	25.736	1:04.784 (3)	67.12	0.724	10:29:17.959
9 -	38.697	25.830	1:04.527 (2)	67.39	0.467	10:30:22.486
10 -	38.598	25.462	1:04.060 (1)	67.88		10:31:26.546
11 -	39.426	26.070	1:05.496	66.39	1.436	10:32:32.042

P19 33 J		Patrick KLINGE		Kawasaki NINJA 300 - Klingklong Racing		
IDEAL LAP TIME : 1:05.372		BEST LAP TIME : 1:05.438		DIFFERENCE : 0.066		
LAP	SECTOR 1	SECTOR 2	LAP TIME	MPH	DIFF	TIME OF DAY
1 -		27.082	1:18.532	55.37	13.094	10:21:42.112
2 -	42.168	28.443	1:10.611	61.58	5.173	10:22:52.723
3 -	40.215	26.665	1:06.880	65.02	1.442	10:23:59.603
4 -	40.601	26.320	1:06.921	64.98	1.483	10:25:06.524
5 -	39.893	26.305	1:06.198	65.69	0.760	10:26:12.722
6 -	40.222	26.540	1:06.762	65.13	1.324	10:27:19.484
7 -	39.898	26.538	1:06.436	65.45	0.998	10:28:25.920
8 -	39.801	26.063	1:05.864 (3)	66.02	0.426	10:29:31.784
9 -	39.498	25.940	1:05.438 (1)	66.45		10:30:37.222
10 -	39.573	25.874	1:05.447 (2)	66.44	0.009	10:31:42.669

P20 16 J		Aleisha LAYTON		Kawasaki NINJA -		
IDEAL LAP TIME : 1:07.810		BEST LAP TIME : 1:07.947		DIFFERENCE : 0.137		
LAP	SECTOR 1	SECTOR 2	LAP TIME	MPH	DIFF	TIME OF DAY
1 -		27.919	1:19.549	54.66	11.602	10:21:43.129
2 -	42.707	27.115	1:09.822	62.28	1.875	10:22:52.951
3 -	41.692	26.771	1:08.463	63.51	0.516	10:24:01.414
4 -	41.561	27.345	1:08.906	63.10	0.959	10:25:10.320
5 -	41.278	26.972	1:08.250 (3)	63.71	0.303	10:26:18.570
6 -	41.701	27.002	1:08.703	63.29	0.756	10:27:27.273
7 -	41.199	26.753	1:07.952 (2)	63.99	0.005	10:28:35.225
8 -	41.134	27.234	1:08.368	63.60	0.421	10:29:43.593
9 -	41.964	27.727	1:09.691	62.39	1.744	10:30:53.284
10 -	41.057	26.890	1:07.947 (1)	63.99		10:32:01.231

BMCRC - MRO Championships 2023 - Rnd 1 @ Brands Hatch Indy

ACU Team Green Junior Cup & Senior Ninja Series

RACE 1 - SECTOR ANALYSIS



SECTOR 1 = FL to I1, SECTOR 2 = I1 to FL, DIFF = Difference To Personal Best Lap, P = Crossed Finish Line in Pit Lane, D = Time Disallowed

P21		54 S		Ben SCOTT		Kawasaki NINJA 250 - GI Landscapes VampTech	
IDEAL LAP TIME : 1:07.266		BEST LAP TIME : 1:07.290		DIFFERENCE : 0.024			
LAP	SECTOR 1	SECTOR 2	LAP TIME	MPH	DIFF	TIME OF DAY	
1 -		27.857	1:17.681	55.97	10.391	10:21:41.261	
2 -	42.762	28.373	1:11.135	61.13	3.845	10:22:52.396	
3 -	42.352	27.793	1:10.145	61.99	2.855	10:24:02.541	
4 -	42.021	27.904	1:09.925	62.18	2.635	10:25:12.466	
5 -	41.783	27.586	1:09.369	62.68	2.079	10:26:21.835	
6 -	41.417	27.306	1:08.723	63.27	1.433	10:27:30.558	
7 -	41.345	27.103	1:08.448	63.53	1.158	10:28:39.006	
8 -	40.622	27.159	1:07.781 (3)	64.15	0.491	10:29:46.787	
9 -	40.646	26.644	1:07.290 (1)	64.62		10:30:54.077	
10 -	40.744	26.659	1:07.403 (2)	64.51	0.113	10:32:01.480	

P22		87 J		Sam ATKINSON		Kawasaki - Major Heat	
IDEAL LAP TIME : 1:05.974		BEST LAP TIME : 1:06.070		DIFFERENCE : 0.096			
LAP	SECTOR 1	SECTOR 2	LAP TIME	MPH	DIFF	TIME OF DAY	
1 -		27.383	1:16.508	56.83	10.438	10:21:40.088	
2 -	43.965	29.168	1:13.133	59.46	7.063	10:22:53.221	
3 -	42.859	27.768	1:10.627	61.57	4.557	10:24:03.848	
4 -	41.797	27.765	1:09.562	62.51	3.492	10:25:13.410	
5 -	41.372	27.987	1:09.359 (3)	62.69	3.289	10:26:22.769	
6 -	41.423	28.025	1:09.448	62.61	3.378	10:27:32.217	
7 -	41.551	27.821	1:09.372	62.68	3.302	10:28:41.589	
8 -	41.817	28.223	1:10.040	62.08	3.970	10:29:51.629	
9 -	41.318	26.527	1:07.845 (2)	64.09	1.775	10:30:59.474	
10 -	39.447	26.623	1:06.070 (1)	65.81		10:32:05.544	

P23		4 S		Fenton SEABRIGHT		Kawasaki NINJA - FHS Racing	
IDEAL LAP TIME : 59.482		BEST LAP TIME : 59.803		DIFFERENCE : 0.321			
LAP	SECTOR 1	SECTOR 2	LAP TIME	MPH	DIFF	TIME OF DAY	
1 -		24.378	1:09.713	62.37	9.910	10:21:33.293	
2 -	36.038	24.108	1:00.146 (2)	72.30	0.343	10:22:33.439	
3 -	35.641	24.162	59.803 (1)	72.71		10:23:33.242	

P24		23 S		Saskya BUSH		Kawasaki NINJA 300 -	
IDEAL LAP TIME : 1:16.312		BEST LAP TIME :		DIFFERENCE :			
LAP	SECTOR 1	SECTOR 2	LAP TIME	MPH	DIFF	TIME OF DAY	
1 -		29.327	1:23.964	51.79		10:21:47.544	

BMCRC - MRO Championships 2023 - Rnd 1 @ Brands Hatch Indy

ACU Team Green Junior Cup & Senior Ninja Series

RACE 1 - BEST SECTORS

SECTOR 1			SECTOR 2			IDEAL / BEST COMPARISON						
POS	NO	NAME	TIME	NO	NAME	TIME	POS	NO	NAME	IDEAL	BEST	DIFF
									PERFECT LAP	58.399		
1	1	ATKINSON	34.901	35	WESTON	23.498	1	31	PARK	58.464	58.464	0.000
2	31	PARK	34.923	31	PARK	23.541	2	35	WESTON	58.581	58.657	0.076
3	35	WESTON	35.083	191	DANCE	23.685	3	1	ATKINSON	58.676	58.676	0.000
4	191	DANCE	35.240	1	ATKINSON	23.775	4	191	DANCE	58.925	59.108	0.183
5	4	SEABRIGHT	35.374	34	ARBON	24.035	5	4	SEABRIGHT	59.482	59.803	0.321
6	18	HIGGINS	35.936	18	HIGGINS	24.099	6	18	HIGGINS	1:00.035	1:00.090	0.055
7	65	BREESE	36.349	4	SEABRIGHT	24.108	7	34	ARBON	1:00.568	1:00.908	0.340
8	34	ARBON	36.533	141	GUILLERY	24.291	8	65	BREESE	1:00.846	1:00.997	0.151
9	45	MACKENZIE	36.620	277	HAYWARD	24.415	9	141	GUILLERY	1:01.082	1:01.160	0.078
10	19	FISHER	36.781	19	FISHER	24.442	10	45	MACKENZIE	1:01.162	1:01.216	0.054
11	141	GUILLERY	36.791	65	BREESE	24.497	11	19	FISHER	1:01.223	1:01.308	0.085
12	277	HAYWARD	36.885	10	BRUNSDON	24.529	12	277	HAYWARD	1:01.300	1:01.514	0.214
13	10	BRUNSDON	36.914	270	BROWN	24.532	13	10	BRUNSDON	1:01.443	1:01.527	0.084
14	77	WHITE	37.040	45	MACKENZIE	24.542	14	77	WHITE	1:01.650	1:01.650	0.000
15	270	BROWN	37.222	77	WHITE	24.610	15	270	BROWN	1:01.754	1:02.016	0.262
16	99	WOLFF	37.420	99	WOLFF	24.680	16	99	WOLFF	1:02.100	1:02.348	0.248
17	11	BATE	37.617	73	HANNAFORD	25.231	17	11	BATE	1:02.997	1:02.997	0.000
18	73	HANNAFORD	38.557	11	BATE	25.380	18	73	HANNAFORD	1:03.788	1:03.788	0.000
19	400	THURTL	38.598	400	THURTL	25.462	19	400	THURTL	1:04.060	1:04.060	0.000
20	87	ATKINSON	39.447	33	KLINGE	25.874	20	33	KLINGE	1:05.372	1:05.438	0.066
21	33	KLINGE	39.498	87	ATKINSON	26.527	21	87	ATKINSON	1:05.974	1:06.070	0.096
22	54	SCOTT	40.622	54	SCOTT	26.644	22	54	SCOTT	1:07.266	1:07.290	0.024
23	16	LAYTON	41.057	16	LAYTON	26.753	23	16	LAYTON	1:07.810	1:07.947	0.137
24	23	BUSH	46.985	23	BUSH	29.327	24	23	BUSH	1:16.312		

BMCRC - MRO Championships 2023 - Rnd 1 @ Brands Hatch Indy

ACU Team Green Junior Cup & Senior Ninja Series

RACE 1 - STATISTICS

Competitors Started	24
Planned Start	2023-03-12 @ 10:20:00.000
Actual Start	2023-03-12 @ 10:20:23.579
Finish Time	2023-03-12 @ 10:31:31.548
Track Length	1.2079mi.
Total Laps	242
Total Distance Covered	292.3228mi.

Session Fastest Lap History

NO	CL	NAME	LAP TIME	TIME OF DAY	LAP	VEHICLE
191	J	Craig DANCE	1:01.009	10:22:32.568	2	Kawasaki NINJA 300
4	S	Fenton SEABRIGHT	1:00.146	10:22:33.439	2	Kawasaki NINJA
4	S	Fenton SEABRIGHT	59.803	10:23:33.259	3	Kawasaki NINJA
191	J	Craig DANCE	59.146	10:26:34.074	6	Kawasaki NINJA 300
191	J	Craig DANCE	59.113	10:27:33.187	7	Kawasaki NINJA 300
35	J	Zack WESTON	59.051	10:29:34.141	9	Kawasaki NINJA 400
35	J	Zack WESTON	58.822	10:30:32.963	10	Kawasaki NINJA 400
35	J	Zack WESTON	58.657	10:31:31.603	11	Kawasaki NINJA 400
31	J	Robbie PARK	58.464	10:31:32.362	11	Kawasaki NINJA

Session Leader History

NO	CL	NAME	FROM LAP	LAPS LED	DISTANCE	VEHICLE
191	J	Craig DANCE	1	2	2.41 miles	Kawasaki NINJA 300
4	S	Fenton SEABRIGHT	3	1	1.20 miles	Kawasaki NINJA
35	J	Zack WESTON	4	2	2.41 miles	Kawasaki NINJA 400
191	J	Craig DANCE	6	6	7.24 miles	Kawasaki NINJA 300

Flag History

TYPE	TIME OF DAY
GREEN	10:20:23.579
FINISH	10:31:31.548

Flag Statistics

TYPE	COUNT	TOTAL LAPS	TOTAL TIME
Green	1	11	12:14.969
Red	0	0	0.000
Safety Car	0	0	0.000
FCY	0	0	0.000

BMCRC - MRO Championships 2023 - Rnd 1 @ Brands Hatch Indy

ACU Team Green Junior Cup & Senior Ninja Series

RACE 1 - STATISTICS

CLASS : S

14 Starters

Fastest Lap History

NO	NAME	LAP TIME	TIME OF DAY	LAP	VEHICLE
1	Phil ATKINSON	1:01.107	10:22:32.967	2	Kawasaki NINJA 400
4	Fenton SEABRIGHT	1:00.146	10:22:33.439	2	Kawasaki NINJA
4	Fenton SEABRIGHT	59.803	10:23:33.259	3	Kawasaki NINJA
1	Phil ATKINSON	59.645	10:27:34.942	7	Kawasaki NINJA 400
1	Phil ATKINSON	59.126	10:29:33.890	9	Kawasaki NINJA 400
1	Phil ATKINSON	58.676	10:31:32.221	11	Kawasaki NINJA 400

Leader History

NO	NAME	FROM LAP	LAPS LED	DISTANCE	VEHICLE
1	Phil ATKINSON	1	2	2.41 miles	Kawasaki NINJA 400
4	Fenton SEABRIGHT	3	1	1.20 miles	Kawasaki NINJA
1	Phil ATKINSON	4	8	9.66 miles	Kawasaki NINJA 400

BMCRC - MRO Championships 2023 - Rnd 1 @ Brands Hatch Indy

ACU Team Green Junior Cup & Senior Ninja Series

RACE 1 - STATISTICS

CLASS : J

10 Starters

Fastest Lap History

NO	NAME	LAP TIME	TIME OF DAY	LAP	VEHICLE
191	Craig DANCE	1:01.009	10:22:32.568	2	Kawasaki NINJA 300
191	Craig DANCE	1:00.795	10:23:33.322	3	Kawasaki NINJA 300
35	Zack WESTON	1:00.517	10:23:33.949	3	Kawasaki NINJA 400
31	Robbie PARK	1:00.383	10:23:34.294	3	Kawasaki NINJA
35	Zack WESTON	1:00.280	10:25:34.629	5	Kawasaki NINJA 400
191	Craig DANCE	59.858	10:25:34.923	5	Kawasaki NINJA 300
191	Craig DANCE	59.146	10:26:34.074	6	Kawasaki NINJA 300
191	Craig DANCE	59.113	10:27:33.187	7	Kawasaki NINJA 300
35	Zack WESTON	59.051	10:29:34.141	9	Kawasaki NINJA 400
35	Zack WESTON	58.822	10:30:32.963	10	Kawasaki NINJA 400
35	Zack WESTON	58.657	10:31:31.603	11	Kawasaki NINJA 400
31	Robbie PARK	58.464	10:31:32.362	11	Kawasaki NINJA

Leader History

NO	NAME	FROM LAP	LAPS LED	DISTANCE	VEHICLE
191	Craig DANCE	1	3	3.62 miles	Kawasaki NINJA 300
35	Zack WESTON	4	2	2.41 miles	Kawasaki NINJA 400
191	Craig DANCE	6	6	7.24 miles	Kawasaki NINJA 300

BMCRC - MRO Championships 2023 - Rnd 1 @ Brands Hatch Indy



ACU Team Green Junior Cup & Senior Ninja Series

RACE 12 - GRID (11 Laps)



ROW 9	27		26	63 Robert BUSH	25	12 Kees RAMSEY
ROW 8	24	23 Saskya BUSH	23	1:07.947 16 Aleisha LAYTON	22	1:07.290 54 Ben SCOTT
ROW 7	21	1:06.070 87 Sam ATKINSON	20	1:05.438 33 Patrick KLINGE	19	1:04.060 400 Stuart THURTLE
ROW 6	18	1:03.788 73 Jemma HANNAFORD	17	1:02.997 11 Freddie BATE	16	1:02.348 99 Jack WOLFF
ROW 5	15	1:02.016 270 Ben BROWN	14	1:01.650 77 Joe WHITE	13	1:01.527 10 Mike BRUNSDON
ROW 4	12	1:01.514 277 Richard HAYWARD	11	1:01.308 19 Daniel FISHER	10	1:01.216 45 Marley MACKENZIE
ROW 3	9	1:01.160 141 Noah GUILLERY	8	1:00.997 65 Konrad BREESE	7	1:00.908 34 Oliver ARBON
ROW 2	6	1:00.090 18 George HIGGINS	5	59.803 4 Fenton SEABRIGHT	4	59.108 191 Craig DANCE
ROW 1	3	58.676 1 Phil ATKINSON	2	58.657 35 Zack WESTON	1	58.464 31 Robbie PARK
Pole						

Brands Hatch Indy: 1.2079 miles

These results are provisional until the conclusion of any judicial and technical matters.

Clerk Of Course :	Stewards :	Timekeeper : <i>Craig Smith</i>
-------------------	------------	------------------------------------

Results can be found at www.tsl-timing.com

Printed - 10:41 Sunday, 12 March 2023



BMCRC - MRO Championships 2023 - Rnd 1 @ Brands Hatch Indy



ACU Team Green Junior Cup & Senior Ninja Series

RACE 12 - CLASSIFICATION

Kawasaki

POS	NO	CL	PIC NAME	ENTRY	LAPS	TIME	GAP	DIFF	MPH	BEST	ON
1	4	S	1 Fenton SEABRIGHT	Kawasaki NINJA - FHS Racing	11	10:18.710			77.31	55.209	3
2	35	J	1 Zack WESTON	Kawasaki NINJA 400 - NW Racing	11	10:19.622	0.912	0.912	77.19	55.488	7
3	1	S	2 Phil ATKINSON	Kawasaki NINJA 400 - ROSE MOT/Q Oil Treatment	11	10:29.787	11.077	10.165	75.95	56.326	6
4	31	J	2 Robbie PARK	Kawasaki NINJA - The Biltong Banter Box	11	10:41.718	23.008	11.931	74.54	57.069	10
5	34	S	3 Oliver ARBON	Kawasaki NINJA 400 - tt plumbing and heating	11	10:51.034	32.324	9.316	73.47	58.259	11
6	191	J	3 Craig DANCE	Kawasaki NINJA 300 - 2 brothers scaffolding	11	10:51.406	32.696	0.372	73.43	58.413	7
7	65	S	4 Konrad BREESE	Kawasaki NINJA 300 - STIHL Racing	11	10:51.946	33.236	0.540	73.37	58.005	6
8	18	J	4 George HIGGINS	Kawasaki NINJA 400 - Aztec Racing	11	10:54.749	36.039	2.803	73.05	58.361	8
9	77	S	5 Joe WHITE	Kawasaki NINJA 400 - Just In Graphics /MZ CONTF	11	11:00.835	42.125	6.086	72.38	59.006	9
10	45	J	5 Marley MACKENZIE	Kawasaki NINJA - Kirkcaldy Kawasaki, ELPM	11	11:01.140	42.430	0.305	72.35	58.544	11
11	141	J	6 Noah GUILLERY	Kawasaki NINJA 300 - MDM-R	11	11:01.170	42.460	0.030	72.34	58.940	11
12	270	S	6 Ben BROWN	Kawasaki NINJA - Hunts Motorcycles	11	11:01.260	42.550	0.090	72.33	58.990	9
13	19	S	7 Daniel FISHER	Kawasaki NINJA -	11	11:04.123	45.413	2.863	72.02	58.779	7
14	277	S	8 Richard HAYWARD	Kawasaki NINJA 300 - GForce/Hayward R Ltd/Snap	11	11:04.168	45.458	0.045	72.02	58.197	9
15	10	S	9 Mike BRUNSDON	Kawasaki NINJA 400 - Pure Moto - SHAD UK	11	11:05.828	47.118	1.660	71.84	59.293	7
16	54	S	10 Ben SCOTT	Kawasaki NINJA 250 - GI Landscapes VampTech	10	10:19.087	1 Lap	1 Lap	70.24	1:00.485	9
17	99	S	11 Jack WOLFF	Kawasaki NINJA 300 - Nym Technologies Racing	10	10:19.409	1 Lap	0.322	70.20	1:00.634	5
18	400	S	12 Stuart THURTLÉ	Kawasaki NINJA 400 - TeamTortoise Racing	10	10:19.705	1 Lap	0.296	70.17	1:00.368	5
19	11	J	7 Freddie BATE	Kawasaki NINJA 300 - hartjay	10	10:40.774	1 Lap	21.069	67.86	1:01.804	9
20	73	S	13 Jemma HANNAFORD	Kawasaki NINJA 300 -	10	10:41.473	1 Lap	0.699	67.79	1:01.460	10
21	33	J	8 Patrick KLINGE	Kawasaki NINJA 300 - Klingklong Racing	10	10:41.824	1 Lap	0.351	67.75	1:02.333	10
22	87	J	9 Sam ATKINSON	Kawasaki - Major Heat	10	10:46.221	1 Lap	4.397	67.29	1:02.762	4
23	16	J	10 Aleisha LAYTON	Kawasaki NINJA -	9	10:23.274	2 Laps	1 Lap	62.79	1:07.373	5
24	23	S	14 Saskya BUSH	Kawasaki NINJA 300 -	9	11:22.625	2 Laps	59.351	57.33	1:11.150	4

FASTEST LAP

4	S	Fenton SEABRIGHT	Kawasaki NINJA - FHS Racing	3	55.209	78.76 mph	126.76 kph
35	J	Zack WESTON	Kawasaki NINJA 400 - NW Racing	7	55.488	78.37 mph	126.12 kph

Class S - 92.5% of Race Speed = 71.51 mph

Class J - 92.5% of Race Speed = 71.40 mph

Race Distance: 11 Laps / 13.28 miles

Brands Hatch Indy: 1.2079 miles

Date: 12/03/2023 Start: 13:52 Finish: 14:02

Weather / Track : Cloudy / Dry

These results are provisional until the conclusion of any judicial and technical matters.

Clerk Of Course :	Stewards :	Timekeeper : <i>Craig Smith</i>
-------------------	------------	------------------------------------

Results can be found at www.tsl-timing.com

Printed - 14:05 Sunday, 12 March 2023



BMCRC - MRO Championships 2023 - Rnd 1 @ Brands Hatch Indy

ACU Team Green Junior Cup & Senior Ninja Series

RACE 12 - LAP CHART

LAP 1 @ 13:53:40.052

NO	BEHIND	LAP TIME
35		1:01.740
4	0.938	1:02.678
1	1.435	1:03.175
31	1.450	1:03.190
191	2.734	1:04.474
34	3.676	1:05.416
18	3.863	1:05.603
65	4.373	1:06.113
141	4.795	1:06.535
10	5.383	1:07.123
77	5.738	1:07.478
270	6.539	1:08.279
19	6.851	1:08.591
45	7.445	1:09.185
99	7.822	1:09.562
54	8.394	1:10.134
400	8.688	1:10.428
11	10.419	1:12.159
33	11.468	1:13.208
73	12.459	1:14.199
87	12.540	1:14.280
277	13.212	1:14.952
16	14.830	1:16.570
23	24.973	1:26.713

LAP 2 @ 13:54:35.654

NO	BEHIND	LAP TIME
35		55.602
4	1.424	56.088
1	2.346	56.513
31	3.033	57.185
191	5.597	58.465
34	6.812	58.738
18	7.457	59.196
65	7.583	58.812
141	9.425	1:00.232
77	9.674	59.538
10	9.990	1:00.209
270	10.572	59.635
19	11.496	1:00.247
45	11.604	59.761
99	13.274	1:01.054
54	13.493	1:00.701
400	14.449	1:01.363
277	17.738	1:00.128
11	17.780	1:02.963
33	19.233	1:03.367
73	20.707	1:03.850
87	21.146	1:04.208
16	27.751	1:08.523
23	44.843	1:15.472

LAP 3 @ 13:55:31.484

NO	BEHIND	LAP TIME
35		55.830
4	0.803	55.209
1	2.864	56.348
31	4.617	57.414
191	8.587	58.820
34	9.763	58.781
18	10.447	58.820
65	10.563	58.810

77	13.437	59.593
141	13.641	1:00.046
10	13.848	59.688
270	14.162	59.420
45	15.415	59.641
19	15.878	1:00.212
54	18.772	1:01.109
99	18.837	1:01.393
400	20.089	1:01.470
277	21.002	59.094
11	24.283	1:02.333
33	26.342	1:02.939
73	27.546	1:02.669
87	28.439	1:03.123
16	40.109	1:08.188

LAP 4 @ 13:56:27.435

NO	BEHIND	LAP TIME
35		55.951
4	0.102	55.250
1	3.250	56.337
23	1 Lap	1:13.171
31	6.533	57.867
191	11.491	58.855
34	12.510	58.698
65	13.089	58.477
18	13.394	58.898
77	16.885	59.399
141	17.239	59.549
270	17.593	59.382
10	18.077	1:00.180
45	18.712	59.248
19	19.725	59.798
54	23.834	1:01.013
99	23.935	1:01.049
277	24.018	58.967
400	25.332	1:01.194
11	31.997	1:03.665
33	33.948	1:03.557
73	34.901	1:03.306
87	35.250	1:02.762
16	52.598	1:08.440

LAP 5 @ 13:57:23.006

NO	BEHIND	LAP TIME
35		55.571
4	0.113	55.582
1	4.236	56.557
31	8.955	57.993
34	15.508	58.569
191	15.568	59.648
65	16.393	58.875
18	17.040	59.217
77	21.028	59.714
141	21.251	59.583
270	21.404	59.382
23	1 Lap	1:11.150
45	22.102	58.961
10	22.185	59.679
19	23.348	59.194
277	27.470	59.023
54	28.818	1:00.555
99	28.998	1:00.634
400	30.129	1:00.368
11	40.172	1:03.746

33	41.923	1:03.546
73	42.470	1:03.140
87	43.045	1:03.366

LAP 6 @ 13:58:18.834

NO	BEHIND	LAP TIME
4		55.715
35	0.210	56.038
1	4.734	56.326
16	1 Lap	1:07.373
31	11.382	58.255
34	18.060	58.380
191	18.395	58.655
65	18.570	58.005
18	19.868	58.656
77	24.601	59.401
270	24.837	59.261
141	24.963	59.540
45	25.449	59.175
10	25.963	59.606
19	26.946	59.426
277	30.472	58.830
54	34.530	1:01.540
99	34.772	1:01.602
400	35.409	1:01.108
23	1 Lap	1:13.379
11	48.403	1:04.059
33	49.527	1:03.432
73	49.571	1:02.929
87	51.865	1:04.648

LAP 7 @ 13:59:14.279

NO	BEHIND	LAP TIME
4		55.445
35	0.253	55.488
1	5.860	56.571
31	14.279	58.342
34	21.235	58.620
191	21.363	58.413
65	21.462	58.337
16	1 Lap	1:08.498
18	22.964	58.541
77	28.199	59.043
270	28.579	59.187
141	28.671	59.153
45	29.010	59.006
10	29.811	59.293
19	30.280	58.779
277	34.075	59.048
54	40.161	1:01.076
99	40.373	1:01.046
400	40.507	1:00.543

LAP 8 @ 14:00:10.075

NO	BEHIND	LAP TIME
4		55.796
11	1 Lap	1:03.456
35	0.741	56.284
73	1 Lap	1:03.699
33	1 Lap	1:03.846
23	2 Laps	1:14.261
87	1 Lap	1:03.129
1	6.645	56.581
31	16.800	58.317

34	23.812	58.373
191	24.210	58.643
65	24.530	58.864
18	25.529	58.361
77	31.815	59.412
270	32.073	59.290
141	32.497	59.622
45	32.632	59.418
19	33.734	59.250
10	33.978	59.963
16	1 Lap	1:08.178
277	36.826	58.547
54	45.219	1:00.854
99	45.485	1:00.908
400	45.592	1:00.881

LAP 9 @ 14:01:05.334

NO	BEHIND	LAP TIME
4		55.259
35	1.086	55.604
11	1 Lap	1:02.774
1	8.618	57.232
33	1 Lap	1:02.992
73	1 Lap	1:03.648
87	1 Lap	1:04.363
31	19.339	57.798
23	2 Laps	1:14.996
34	27.295	58.742
191	27.378	58.427
65	27.545	58.274
18	28.856	58.586
77	35.562	59.006
270	35.804	58.990
45	36.176	58.803
141	36.188	58.950
19	38.280	59.805
10	38.446	59.727
277	39.764	58.197
16	1 Lap	1:09.147
54	50.445	1:00.485
99	50.874	1:00.648
400	50.966	1:00.633

LAP 10 @ 14:02:00.626

NO	BEHIND	LAP TIME
4		55.292
35	1.575	55.781
1	10.611	57.285
11	1 Lap	1:01.804
33	1 Lap	1:02.604
73	1 Lap	1:02.573
87	1 Lap	1:03.161
31	21.116	57.069
34	30.461	58.458
191	30.586	58.500
65	31.073	58.820
18	33.276	59.712
77	39.504	59.234
270	39.822	59.310
141	39.916	59.020
45	40.282	59.398
19	41.855	58.867
277	42.910	58.438
10	43.137	59.983
23	2 Laps	1:16.585

LAP 11 @ 14:02:57.022

NO	BEHIND	LAP TIME
4		56.396
54	1 Lap	1:01.620
99	1 Lap	1:01.513
35	0.912	55.733
400	1 Lap	1:01.717
16	2 Laps	1:08.357
1	11.077	56.862
11	1 Lap	1:03.815
73	1 Lap	1:01.460
31	23.008	58.288
33	1 Lap	1:02.333
87	1 Lap	1:03.181
34	32.324	58.259
191	32.696	58.506
65	33.236	58.559
18	36.039	59.159
77	42.125	59.017
45	42.430	58.544
141	42.460	58.940
270	42.550	59.124
19	45.413	59.954
277	45.458	58.944
10	47.118	1:00.377
23	2 Laps	1:16.898

BMCRC - MRO Championships 2023 - Rnd 1 @ Brands Hatch Indy

ACU Team Green Junior Cup & Senior Ninja Series

RACE 12 - POSITION CHART

No	Name	Lap Pos												
			1	2	3	4	5	6	7	8	9	10	11	
31	PARK	1	35	35	35	35	35	4	4	4	4	4	4	4
35	WESTON	2	4	4	4	4	4	35	35	35	35	35	35	35
1	ATKINSON	3	1	1	1	1	1	1	1	1	1	1	1	1
191	DANCE	4	31	31	31	31	31	31	31	31	31	31	31	31
4	SEABRIGHT	5	191	191	191	191	34	34	34	34	34	34	34	34
18	HIGGINS	6	34	34	34	34	191	191	191	191	191	191	191	191
34	ARBON	7	18	18	18	65	65	65	65	65	65	65	65	65
65	BREESE	8	65	65	65	18	18	18	18	18	18	18	18	18
141	GUILLERY	9	141	141	77	77	77	77	77	77	77	77	77	77
45	MACKENZIE	10	10	77	141	141	141	270	270	270	270	270	270	45
19	FISHER	11	77	10	10	270	270	141	141	141	45	141	141	141
277	HAYWARD	12	270	270	270	10	45	45	45	45	141	45	270	270
10	BRUNSDON	13	19	19	45	45	10	10	10	19	19	19	19	19
77	WHITE	14	45	45	19	19	19	19	19	10	10	277	277	277
270	BROWN	15	99	99	54	54	277	277	277	277	277	10	10	10
99	WOLFF	16	54	54	99	99	54	54	54	54	54	54	54	54
11	BATE	17	400	400	400	277	99	99	99	99	99	99	99	99
73	HANNAFORD	18	11	277	277	400	400	400	400	400	400	400	400	400
400	THURTLLE	19	33	11	11	11	11	11	11	11	11	11	11	11
33	KLINGE	20	73	33	33	33	33	33	73	33	33	33	73	73
87	ATKINSON	21	87	73	73	73	73	73	33	73	73	73	33	33
54	SCOTT	22	277	87	87	87	87	87	87	87	87	87	87	87
16	LAYTON	23	16	16	16	16	16	16	16	16	16	16	16	16
23	BUSH	24	23	23	23	23	23	23	23	23	23	23	23	23

BMCRC - MRO Championships 2023 - Rnd 1 @ Brands Hatch Indy

ACU Team Green Junior Cup & Senior Ninja Series

RACE 12 - SECTOR ANALYSIS



SECTOR 1 = FL to I1, SECTOR 2 = I1 to FL, DIFF = Difference To Personal Best Lap, P = Crossed Finish Line in Pit Lane, D = Time Disallowed

P1		4 S		Fenton SEABRIGHT		Kawasaki NINJA - FHS Racing	
IDEAL LAP TIME : 55.125		BEST LAP TIME : 55.209		DIFFERENCE : 0.084			
LAP	SECTOR 1	SECTOR 2	LAP TIME	MPH	DIFF	TIME OF DAY	
1 -			1:02.678	69.37	7.469	13:53:40.990	
2 -	33.610	22.478	56.088	77.53	0.879	13:54:37.078	
3 -	32.922	22.287	55.209 (1)	78.76		13:55:32.287	
4 -	32.838	22.412	55.250 (2)	78.70	0.041	13:56:27.537	
5 -	33.232	22.350	55.582	78.23	0.373	13:57:23.119	
6 -	33.213	22.502	55.715	78.05	0.506	13:58:18.834	
7 -	33.095	22.350	55.445	78.43	0.236	13:59:14.279	
8 -	32.896	22.900	55.796	77.93	0.587	14:00:10.075	
9 -	32.854	22.405	55.259 (3)	78.69	0.050	14:01:05.334	
10 -	32.950	22.342	55.292	78.64	0.083	14:02:00.626	
11 -	33.256	23.140	56.396	77.10	1.187	14:02:57.022	

P2		35 J		Zack WESTON		Kawasaki NINJA 400 - NW Racing	
IDEAL LAP TIME : 55.443		BEST LAP TIME : 55.488		DIFFERENCE : 0.045			
LAP	SECTOR 1	SECTOR 2	LAP TIME	MPH	DIFF	TIME OF DAY	
1 -			1:01.740	70.43	6.252	13:53:40.052	
2 -	33.284	22.318	55.602 (3)	78.20	0.114	13:54:35.654	
3 -	33.380	22.450	55.830	77.89	0.342	13:55:31.484	
4 -	33.329	22.622	55.951	77.72	0.463	13:56:27.435	
5 -	33.277	22.294	55.571 (2)	78.25	0.083	13:57:23.006	
6 -	33.499	22.539	56.038	77.60	0.550	13:58:19.044	
7 -	33.149	22.339	55.488 (1)	78.37		13:59:14.532	
8 -	33.648	22.636	56.284	77.26	0.796	14:00:10.816	
9 -	33.171	22.433	55.604	78.20	0.116	14:01:06.420	
10 -	33.297	22.484	55.781	77.95	0.293	14:02:02.201	
11 -	33.177	22.556	55.733	78.02	0.245	14:02:57.934	

P3		1 S		Phil ATKINSON		Kawasaki NINJA 400 - ROSE MOT/Q Oil Treatments	
IDEAL LAP TIME : 55.942		BEST LAP TIME : 56.326		DIFFERENCE : 0.384			
LAP	SECTOR 1	SECTOR 2	LAP TIME	MPH	DIFF	TIME OF DAY	
1 -			1:03.175	68.83	6.849	13:53:41.487	
2 -	34.011	22.502	56.513	76.94	0.187	13:54:38.000	
3 -	33.644	22.704	56.348 (3)	77.17	0.022	13:55:34.348	
4 -	33.440	22.897	56.337 (2)	77.18	0.011	13:56:30.685	
5 -	33.729	22.828	56.557	76.88	0.231	13:57:27.242	
6 -	33.501	22.825	56.326 (1)	77.20		13:58:23.568	
7 -	33.872	22.699	56.571	76.86	0.245	13:59:20.139	
8 -	33.752	22.829	56.581	76.85	0.255	14:00:16.720	
9 -	34.157	23.075	57.232	75.98	0.906	14:01:13.952	
10 -	34.365	22.920	57.285	75.91	0.959	14:02:11.237	
11 -	33.961	22.901	56.862	76.47	0.536	14:03:08.099	

P4		31 J		Robbie PARK		Kawasaki NINJA - The Biltong Banter Box	
IDEAL LAP TIME : 56.999		BEST LAP TIME : 57.069		DIFFERENCE : 0.070			
LAP	SECTOR 1	SECTOR 2	LAP TIME	MPH	DIFF	TIME OF DAY	
1 -			1:03.190	68.81	6.121	13:53:41.502	
2 -	34.220	22.965	57.185 (2)	76.04	0.116	13:54:38.687	
3 -	34.393	23.021	57.414 (3)	75.74	0.345	13:55:36.101	
4 -	34.602	23.265	57.867	75.14	0.798	13:56:33.968	
5 -	34.767	23.226	57.993	74.98	0.924	13:57:31.961	
6 -	34.568	23.687	58.255	74.64	1.186	13:58:30.216	
7 -	35.117	23.225	58.342	74.53	1.273	13:59:28.558	
8 -	34.821	23.496	58.317	74.56	1.248	14:00:26.875	
9 -	34.482	23.316	57.798	75.23	0.729	14:01:24.673	
10 -	34.290	22.779	57.069 (1)	76.19		14:02:21.742	
11 -	34.407	23.881	58.288	74.60	1.219	14:03:20.030	

BMCRC - MRO Championships 2023 - Rnd 1 @ Brands Hatch Indy

ACU Team Green Junior Cup & Senior Ninja Series

RACE 12 - SECTOR ANALYSIS



SECTOR 1 = FL to I1, SECTOR 2 = I1 to FL, DIFF = Difference To Personal Best Lap, P = Crossed Finish Line in Pit Lane, D = Time Disallowed

P5 34 S		Oliver ARBON		Kawasaki NINJA 400 - tt plumbing and heating		
IDEAL LAP TIME : 58.021		BEST LAP TIME : 58.259		DIFFERENCE : 0.238		
LAP	SECTOR 1	SECTOR 2	LAP TIME	MPH	DIFF	TIME OF DAY
1 -			1:05.416	66.47	7.157	13:53:43.728
2 -	35.262	23.476	58.738	74.03	0.479	13:54:42.466
3 -	35.350	23.431	58.781	73.97	0.522	13:55:41.247
4 -	35.254	23.444	58.698	74.08	0.439	13:56:39.945
5 -	35.356	23.213	58.569	74.24	0.310	13:57:38.514
6 -	35.129	23.251	58.380 (3)	74.48	0.121	13:58:36.894
7 -	34.895	23.725	58.620	74.18	0.361	13:59:35.514
8 -	35.066	23.307	58.373 (2)	74.49	0.114	14:00:33.887
9 -	35.294	23.448	58.742	74.02	0.483	14:01:32.629
10 -	35.332	23.126	58.458	74.38	0.199	14:02:31.087
11 -	35.096	23.163	58.259 (1)	74.64		14:03:29.346

P6 191 J		Craig DANCE		Kawasaki NINJA 300 - 2 brothers scaffolding		
IDEAL LAP TIME : 57.744		BEST LAP TIME : 58.413		DIFFERENCE : 0.669		
LAP	SECTOR 1	SECTOR 2	LAP TIME	MPH	DIFF	TIME OF DAY
1 -			1:04.474	67.44	6.061	13:53:42.786
2 -	34.815	23.650	58.465 (3)	74.37	0.052	13:54:41.251
3 -	35.099	23.721	58.820	73.93	0.407	13:55:40.071
4 -	34.971	23.884	58.855	73.88	0.442	13:56:38.926
5 -	35.665	23.983	59.648	72.90	1.235	13:57:38.574
6 -	35.192	23.463	58.655	74.13	0.242	13:58:37.229
7 -	34.397	24.016	58.413 (1)	74.44		13:59:35.642
8 -	35.038	23.605	58.643	74.15	0.230	14:00:34.285
9 -	34.741	23.686	58.427 (2)	74.42	0.014	14:01:32.712
10 -	35.089	23.411	58.500	74.33	0.087	14:02:31.212
11 -	35.159	23.347	58.506	74.32	0.093	14:03:29.718

P7 65 S		Konrad BREESE		Kawasaki NINJA 300 - STIHL Racing		
IDEAL LAP TIME : 57.981		BEST LAP TIME : 58.005		DIFFERENCE : 0.024		
LAP	SECTOR 1	SECTOR 2	LAP TIME	MPH	DIFF	TIME OF DAY
1 -			1:06.113	65.77	8.108	13:53:44.425
2 -	35.241	23.571	58.812	73.94	0.807	13:54:43.237
3 -	35.081	23.729	58.810	73.94	0.805	13:55:42.047
4 -	34.942	23.535	58.477	74.36	0.472	13:56:40.524
5 -	35.400	23.475	58.875	73.86	0.870	13:57:39.399
6 -	34.810	23.195	58.005 (1)	74.96		13:58:37.404
7 -	34.786	23.551	58.337 (3)	74.54	0.332	13:59:35.741
8 -	35.154	23.710	58.864	73.87	0.859	14:00:34.605
9 -	34.818	23.456	58.274 (2)	74.62	0.269	14:01:32.879
10 -	35.444	23.376	58.820	73.93	0.815	14:02:31.699
11 -	34.798	23.761	58.559	74.26	0.554	14:03:30.258

P8 18 J		George HIGGINS		Kawasaki NINJA 400 - Aztec Racing		
IDEAL LAP TIME : 58.329		BEST LAP TIME : 58.361		DIFFERENCE : 0.032		
LAP	SECTOR 1	SECTOR 2	LAP TIME	MPH	DIFF	TIME OF DAY
1 -			1:05.603	66.28	7.242	13:53:43.915
2 -	35.382	23.814	59.196	73.46	0.835	13:54:43.111
3 -	35.072	23.748	58.820	73.93	0.459	13:55:41.931
4 -	35.505	23.393	58.898	73.83	0.537	13:56:40.829
5 -	35.584	23.633	59.217	73.43	0.856	13:57:40.046
6 -	35.195	23.461	58.656	74.13	0.295	13:58:38.702
7 -	35.135	23.406	58.541 (2)	74.28	0.180	13:59:37.243
8 -	34.936	23.425	58.361 (1)	74.51		14:00:35.604
9 -	34.972	23.614	58.586 (3)	74.22	0.225	14:01:34.190
10 -	36.195	23.517	59.712	72.82	1.351	14:02:33.902
11 -	35.420	23.739	59.159	73.50	0.798	14:03:33.061

BMCRC - MRO Championships 2023 - Rnd 1 @ Brands Hatch Indy

ACU Team Green Junior Cup & Senior Ninja Series

RACE 12 - SECTOR ANALYSIS



SECTOR 1 = FL to I1, SECTOR 2 = I1 to FL, DIFF = Difference To Personal Best Lap, P = Crossed Finish Line in Pit Lane, D = Time Disallowed

P9 77 S		Joe WHITE		Kawasaki NINJA 400 - Just In Graphics /MZ CONTRACTS/ Silver		
IDEAL LAP TIME : 58.870		BEST LAP TIME : 59.006		DIFFERENCE : 0.136		
LAP	SECTOR 1	SECTOR 2	LAP TIME	MPH	DIFF	TIME OF DAY
1 -			1:07.478	64.44	8.472	13:53:45.790
2 -	35.738	23.800	59.538	73.03	0.532	13:54:45.328
3 -	35.648	23.945	59.593	72.97	0.587	13:55:44.921
4 -	35.548	23.851	59.399	73.21	0.393	13:56:44.320
5 -	35.366	24.348	59.714	72.82	0.708	13:57:44.034
6 -	35.589	23.812	59.401	73.20	0.395	13:58:43.435
7 -	35.374	23.669	59.043 (3)	73.65	0.037	13:59:42.478
8 -	35.231	24.181	59.412	73.19	0.406	14:00:41.890
9 -	35.367	23.639	59.006 (1)	73.69		14:01:40.896
10 -	35.269	23.965	59.234	73.41	0.228	14:02:40.130
11 -	35.361	23.656	59.017 (2)	73.68	0.011	14:03:39.147

P10 45 J		Marley MACKENZIE		Kawasaki NINJA - Kirkcaldy Kawasaki, ELPM		
IDEAL LAP TIME : 58.544		BEST LAP TIME : 58.544		DIFFERENCE : 0.000		
LAP	SECTOR 1	SECTOR 2	LAP TIME	MPH	DIFF	TIME OF DAY
1 -			1:09.185	62.85	10.641	13:53:47.497
2 -	35.878	23.883	59.761	72.76	1.217	13:54:47.258
3 -	35.616	24.025	59.641	72.91	1.097	13:55:46.899
4 -	35.370	23.878	59.248	73.39	0.704	13:56:46.147
5 -	35.160	23.801	58.961 (3)	73.75	0.417	13:57:45.108
6 -	35.433	23.742	59.175	73.48	0.631	13:58:44.283
7 -	35.239	23.767	59.006	73.69	0.462	13:59:43.289
8 -	35.324	24.094	59.418	73.18	0.874	14:00:42.707
9 -	35.123	23.680	58.803 (2)	73.95	0.259	14:01:41.510
10 -	35.264	24.134	59.398	73.21	0.854	14:02:40.908
11 -	35.011	23.533	58.544 (1)	74.27		14:03:39.452

P11 141 J		Noah GUILLERY		Kawasaki NINJA 300 - MDM-R		
IDEAL LAP TIME : 58.304		BEST LAP TIME : 58.940		DIFFERENCE : 0.636		
LAP	SECTOR 1	SECTOR 2	LAP TIME	MPH	DIFF	TIME OF DAY
1 -			1:06.535	65.35	7.595	13:53:44.847
2 -	36.088	24.144	1:00.232	72.19	1.292	13:54:45.079
3 -	36.078	23.968	1:00.046	72.42	1.106	13:55:45.125
4 -	35.418	24.131	59.549	73.02	0.609	13:56:44.674
5 -	35.909	23.674	59.583	72.98	0.643	13:57:44.257
6 -	35.652	23.888	59.540	73.03	0.600	13:58:43.797
7 -	35.690	23.463	59.153	73.51	0.213	13:59:42.950
8 -	35.353	24.269	59.622	72.93	0.682	14:00:42.572
9 -	35.133	23.817	58.950 (2)	73.76	0.010	14:01:41.522
10 -	34.955	24.065	59.020 (3)	73.68	0.080	14:02:40.542
11 -	35.591	23.349	58.940 (1)	73.78		14:03:39.482

P12 270 S		Ben BROWN		Kawasaki NINJA - Hunts Motorcycles		
IDEAL LAP TIME : 58.442		BEST LAP TIME : 58.990		DIFFERENCE : 0.548		
LAP	SECTOR 1	SECTOR 2	LAP TIME	MPH	DIFF	TIME OF DAY
1 -			1:08.279	63.68	9.289	13:53:46.591
2 -	35.922	23.713	59.635	72.92	0.645	13:54:46.226
3 -	35.521	23.899	59.420	73.18	0.430	13:55:45.646
4 -	35.867	23.515	59.382	73.23	0.392	13:56:45.028
5 -	35.950	23.432	59.382	73.23	0.392	13:57:44.410
6 -	35.360	23.901	59.261	73.38	0.271	13:58:43.671
7 -	35.582	23.605	59.187 (3)	73.47	0.197	13:59:42.858
8 -	35.415	23.875	59.290	73.34	0.300	14:00:42.148
9 -	35.269	23.721	58.990 (1)	73.71		14:01:41.138
10 -	35.605	23.705	59.310	73.31	0.320	14:02:40.448
11 -	35.951	23.173	59.124 (2)	73.55	0.134	14:03:39.572

BMCRC - MRO Championships 2023 - Rnd 1 @ Brands Hatch Indy

ACU Team Green Junior Cup & Senior Ninja Series

RACE 12 - SECTOR ANALYSIS



SECTOR 1 = FL to I1, SECTOR 2 = I1 to FL, DIFF = Difference To Personal Best Lap, P = Crossed Finish Line in Pit Lane, D = Time Disallowed

P13 19 S Daniel FISHER		Kawasaki NINJA -				
IDEAL LAP TIME : 58.779		BEST LAP TIME : 58.779		DIFFERENCE : 0.000		
LAP	SECTOR 1	SECTOR 2	LAP TIME	MPH	DIFF	TIME OF DAY
1 -			1:08.591	63.39	9.812	13:53:46.903
2 -	35.813	24.434	1:00.247	72.17	1.468	13:54:47.150
3 -	35.956	24.256	1:00.212	72.22	1.433	13:55:47.362
4 -	35.771	24.027	59.798	72.72	1.019	13:56:47.160
5 -	35.213	23.981	59.194 (3)	73.46	0.415	13:57:46.354
6 -	35.419	24.007	59.426	73.17	0.647	13:58:45.780
7 -	34.839	23.940	58.779 (1)	73.98		13:59:44.559
8 -	35.162	24.088	59.250	73.39	0.471	14:00:43.809
9 -	35.578	24.227	59.805	72.71	1.026	14:01:43.614
10 -	34.922	23.945	58.867 (2)	73.87	0.088	14:02:42.481
11 -	35.588	24.366	59.954	72.53	1.175	14:03:42.435

P14 277 S Richard HAYWARD		Kawasaki NINJA 300 - GForce/Hayward R Ltd/SnapOn				
IDEAL LAP TIME : 58.139		BEST LAP TIME : 58.197		DIFFERENCE : 0.058		
LAP	SECTOR 1	SECTOR 2	LAP TIME	MPH	DIFF	TIME OF DAY
1 -		24.269	1:14.952	58.01	16.755	13:53:53.264
2 -	35.834	24.294	1:00.128	72.32	1.931	13:54:53.392
3 -	35.457	23.637	59.094	73.58	0.897	13:55:52.486
4 -	35.236	23.731	58.967	73.74	0.770	13:56:51.453
5 -	35.401	23.622	59.023	73.67	0.826	13:57:50.476
6 -	35.355	23.475	58.830	73.91	0.633	13:58:49.306
7 -	35.403	23.645	59.048	73.64	0.851	13:59:48.354
8 -	35.155	23.392	58.547 (3)	74.27	0.350	14:00:46.901
9 -	34.939	23.258	58.197 (1)	74.72		14:01:45.098
10 -	34.881	23.557	58.438 (2)	74.41	0.241	14:02:43.536
11 -	35.079	23.865	58.944	73.77	0.747	14:03:42.480

P15 10 S Mike BRUNSDON		Kawasaki NINJA 400 - Pure Moto - SHAD UK				
IDEAL LAP TIME : 58.839		BEST LAP TIME : 59.293		DIFFERENCE : 0.454		
LAP	SECTOR 1	SECTOR 2	LAP TIME	MPH	DIFF	TIME OF DAY
1 -		23.869	1:07.123	64.78	7.830	13:53:45.435
2 -	36.340	23.886	1:00.209	72.22	0.916	13:54:45.644
3 -	35.802	23.886	59.688	72.85	0.395	13:55:45.332
4 -	36.371	23.809	1:00.180	72.25	0.887	13:56:45.512
5 -	35.609	24.070	59.679 (3)	72.86	0.386	13:57:45.191
6 -	35.966	23.640	59.606 (2)	72.95	0.313	13:58:44.797
7 -	35.199	24.094	59.293 (1)	73.34		13:59:44.090
8 -	36.085	23.878	59.963	72.52	0.670	14:00:44.053
9 -	35.547	24.180	59.727	72.80	0.434	14:01:43.780
10 -	35.781	24.202	59.983	72.49	0.690	14:02:43.763
11 -	36.280	24.097	1:00.377	72.02	1.084	14:03:44.140

P16 54 S Ben SCOTT		Kawasaki NINJA 250 - GI Landscapes VampTech				
IDEAL LAP TIME : 1:00.420		BEST LAP TIME : 1:00.485		DIFFERENCE : 0.065		
LAP	SECTOR 1	SECTOR 2	LAP TIME	MPH	DIFF	TIME OF DAY
1 -		24.315	1:10.134	62.00	9.649	13:53:48.446
2 -	36.386	24.705	1:00.701 (3)	71.63	0.216	13:54:49.147
3 -	36.404	24.485	1:01.109	71.16	0.624	13:55:50.256
4 -	36.528	24.248	1:01.013	71.27	0.528	13:56:51.269
5 -	36.307	24.474	1:00.555 (2)	71.81	0.070	13:57:51.824
6 -	37.066	24.402	1:01.540	70.66	1.055	13:58:53.364
7 -	36.674	24.291	1:01.076	71.19	0.591	13:59:54.440
8 -	36.563	24.113	1:00.854	71.45	0.369	14:00:55.294
9 -	36.372	24.461	1:00.485 (1)	71.89		14:01:55.779
10 -	37.159		1:01.620	70.57	1.135	14:02:57.399

BMCRC - MRO Championships 2023 - Rnd 1 @ Brands Hatch Indy

ACU Team Green Junior Cup & Senior Ninja Series

RACE 12 - SECTOR ANALYSIS



SECTOR 1 = FL to I1, SECTOR 2 = I1 to FL, DIFF = Difference To Personal Best Lap, P = Crossed Finish Line in Pit Lane, D = Time Disallowed

P17 99 S		Jack WOLFF		Kawasaki NINJA 300 - Nym Technologies Racing			
IDEAL LAP TIME : 1:00.429		BEST LAP TIME : 1:00.634		DIFFERENCE : 0.205			
LAP	SECTOR 1	SECTOR 2	LAP TIME	MPH	DIFF	TIME OF DAY	
1 -			1:09.562	62.51	8.928	13:53:47.874	
2 -	36.902	24.152	1:01.054	71.22	0.420	13:54:48.928	
3 -	36.982	24.411	1:01.393	70.83	0.759	13:55:50.321	
4 -	36.828	24.221	1:01.049	71.23	0.415	13:56:51.370	
5 -	36.740	23.894	1:00.634 (1)	71.71		13:57:52.004	
6 -	37.087	24.515	1:01.602	70.59	0.968	13:58:53.606	
7 -	36.760	24.286	1:01.046	71.23	0.412	13:59:54.652	
8 -	36.559	24.349	1:00.908 (3)	71.39	0.274	14:00:55.560	
9 -	36.535	24.113	1:00.648 (2)	71.70	0.014	14:01:56.208	
10 -	37.262	24.251	1:01.513	70.69	0.879	14:02:57.721	

P18 400 S		Stuart THURTLÉ		Kawasaki NINJA 400 - TeamTortoise Racing			
IDEAL LAP TIME : 1:00.239		BEST LAP TIME : 1:00.368		DIFFERENCE : 0.129			
LAP	SECTOR 1	SECTOR 2	LAP TIME	MPH	DIFF	TIME OF DAY	
1 -			1:10.428	61.74	10.060	13:53:48.740	
2 -	36.762	24.601	1:01.363	70.86	0.995	13:54:50.103	
3 -	37.114	24.356	1:01.470	70.74	1.102	13:55:51.573	
4 -	36.990	24.204	1:01.194	71.06	0.826	13:56:52.767	
5 -	36.246	24.122	1:00.368 (1)	72.03		13:57:53.135	
6 -	36.670	24.438	1:01.108	71.16	0.740	13:58:54.243	
7 -	36.440	24.103	1:00.543 (2)	71.82	0.175	13:59:54.786	
8 -	36.888	23.993	1:00.881	71.42	0.513	14:00:55.667	
9 -	36.594	24.039	1:00.633 (3)	71.72	0.265	14:01:56.300	
10 -	37.466	24.251	1:01.717	70.46	1.349	14:02:58.017	

P19 11 J		Freddie BATE		Kawasaki NINJA 300 - hartjay			
IDEAL LAP TIME : 1:01.377		BEST LAP TIME : 1:01.804		DIFFERENCE : 0.427			
LAP	SECTOR 1	SECTOR 2	LAP TIME	MPH	DIFF	TIME OF DAY	
1 -			1:12.159	60.26	10.355	13:53:50.471	
2 -	37.535	25.428	1:02.963	69.06	1.159	13:54:53.434	
3 -	36.586	25.747	1:02.333 (2)	69.76	0.529	13:55:55.767	
4 -	38.322	25.343	1:03.665	68.30	1.861	13:56:59.432	
5 -	38.264	25.482	1:03.746	68.21	1.942	13:58:03.178	
6 -	38.128	25.931	1:04.059	67.88	2.255	13:59:07.237	
7 -	37.724	25.732	1:03.456	68.52	1.652	14:00:10.693	
8 -	37.827	24.947	1:02.774 (3)	69.27	0.970	14:01:13.467	
9 -	37.013	24.791	1:01.804 (1)	70.36		14:02:15.271	
10 -	37.885	25.930	1:03.815	68.14	2.011	14:03:19.086	

P20 73 S		Jemma HANNAFORD		Kawasaki NINJA 300 -			
IDEAL LAP TIME : 1:01.460		BEST LAP TIME : 1:01.460		DIFFERENCE : 0.000			
LAP	SECTOR 1	SECTOR 2	LAP TIME	MPH	DIFF	TIME OF DAY	
1 -			1:14.199	58.60	12.739	13:53:52.511	
2 -	38.591	25.259	1:03.850	68.10	2.390	13:54:56.361	
3 -	37.740	24.929	1:02.669 (3)	69.39	1.209	13:55:59.030	
4 -	38.040	25.266	1:03.306	68.69	1.846	13:57:02.336	
5 -	37.724	25.416	1:03.140	68.87	1.680	13:58:05.476	
6 -	37.942	24.987	1:02.929	69.10	1.469	13:59:08.405	
7 -	38.342	25.357	1:03.699	68.26	2.239	14:00:12.104	
8 -	38.483	25.165	1:03.648	68.32	2.188	14:01:15.752	
9 -	37.756	24.817	1:02.573 (2)	69.49	1.113	14:02:18.325	
10 -	36.879	24.581	1:01.460 (1)	70.75		14:03:19.785	

BMCRC - MRO Championships 2023 - Rnd 1 @ Brands Hatch Indy

ACU Team Green Junior Cup & Senior Ninja Series

RACE 12 - SECTOR ANALYSIS



SECTOR 1 = FL to I1, SECTOR 2 = I1 to FL, DIFF = Difference To Personal Best Lap, P = Crossed Finish Line in Pit Lane, D = Time Disallowed

P21 33 J		Patrick KLINGE		Kawasaki NINJA 300 - Klingklong Racing			
IDEAL LAP TIME : 1:02.333		BEST LAP TIME : 1:02.333		DIFFERENCE : 0.000			
LAP	SECTOR 1	SECTOR 2	LAP TIME	MPH	DIFF	TIME OF DAY	
1 -			1:13.208	59.40	10.875	13:53:51.520	
2 -	38.326	25.041	1:03.367	68.62	1.034	13:54:54.887	
3 -	37.724	25.215	1:02.939 (3)	69.09	0.606	13:55:57.826	
4 -	38.452	25.105	1:03.557	68.42	1.224	13:57:01.383	
5 -	38.168	25.378	1:03.546	68.43	1.213	13:58:04.929	
6 -	38.514	24.918	1:03.432	68.55	1.099	13:59:08.361	
7 -	38.545	25.301	1:03.846	68.11	1.513	14:00:12.207	
8 -	38.139	24.853	1:02.992	69.03	0.659	14:01:15.199	
9 -	37.773	24.831	1:02.604 (2)	69.46	0.271	14:02:17.803	
10 -	37.663	24.670	1:02.333 (1)	69.76		14:03:20.136	

P22 87 J		Sam ATKINSON		Kawasaki - Major Heat			
IDEAL LAP TIME : 1:02.762		BEST LAP TIME : 1:02.762		DIFFERENCE : 0.000			
LAP	SECTOR 1	SECTOR 2	LAP TIME	MPH	DIFF	TIME OF DAY	
1 -			1:14.280	58.54	11.518	13:53:52.592	
2 -	38.935	25.273	1:04.208	67.72	1.446	13:54:56.800	
3 -	37.869	25.254	1:03.123 (2)	68.89	0.361	13:55:59.923	
4 -	37.855	24.907	1:02.762 (1)	69.28		13:57:02.685	
5 -	37.925	25.441	1:03.366	68.62	0.604	13:58:06.051	
6 -	38.934	25.714	1:04.648	67.26	1.886	13:59:10.699	
7 -	37.930	25.199	1:03.129 (3)	68.88	0.367	14:00:13.828	
8 -	38.893	25.470	1:04.363	67.56	1.601	14:01:18.191	
9 -	37.862	25.299	1:03.161	68.84	0.399	14:02:21.352	
10 -	38.063	25.118	1:03.181	68.82	0.419	14:03:24.533	

P23 16 J		Aleisha LAYTON		Kawasaki NINJA -			
IDEAL LAP TIME : 1:07.082		BEST LAP TIME : 1:07.373		DIFFERENCE : 0.291			
LAP	SECTOR 1	SECTOR 2	LAP TIME	MPH	DIFF	TIME OF DAY	
1 -		26.552	1:16.570	56.79	9.197	13:53:54.882	
2 -	41.692	26.831	1:08.523	63.46	1.150	13:55:03.405	
3 -	41.378	26.810	1:08.188 (3)	63.77	0.815	13:56:11.593	
4 -	41.927	26.513	1:08.440	63.53	1.067	13:57:20.033	
5 -	40.694	26.679	1:07.373 (1)	64.54		13:58:27.406	
6 -	41.915	26.583	1:08.498	63.48	1.125	13:59:35.904	
7 -	41.790	26.388	1:08.178 (2)	63.78	0.805	14:00:44.082	
8 -	42.001	27.146	1:09.147	62.88	1.774	14:01:53.229	
9 -	41.963	26.394	1:08.357	63.61	0.984	14:03:01.586	

P24 23 S		Saskya BUSH		Kawasaki NINJA 300 -			
IDEAL LAP TIME : 1:11.150		BEST LAP TIME : 1:11.150		DIFFERENCE : 0.000			
LAP	SECTOR 1	SECTOR 2	LAP TIME	MPH	DIFF	TIME OF DAY	
1 -		30.514	1:26.713	50.14	15.563	13:54:05.025	
2 -	46.447	29.025	1:15.472	57.61	4.322	13:55:20.497	
3 -	44.574	28.597	1:13.171 (2)	59.43	2.021	13:56:33.668	
4 -	43.344	27.806	1:11.150 (1)	61.11		13:57:44.818	
5 -	44.611	28.768	1:13.379 (3)	59.26	2.229	13:58:58.197	
6 -	45.175	29.086	1:14.261	58.55	3.111	14:00:12.458	
7 -	45.185	29.811	1:14.996	57.98	3.846	14:01:27.454	
8 -	46.572	30.013	1:16.585	56.78	5.435	14:02:44.039	
9 -	46.500	30.398	1:16.898	56.55	5.748	14:04:00.937	

BMCRC - MRO Championships 2023 - Rnd 1 @ Brands Hatch Indy

ACU Team Green Junior Cup & Senior Ninja Series

RACE 12 - BEST SECTORS

SECTOR 1			SECTOR 2			IDEAL / BEST COMPARISON						
POS	NO	NAME	TIME	NO	NAME	TIME	POS	NO	NAME	IDEAL	BEST	DIFF
									PERFECT LAP	55.125		
1	4	SEABRIGHT	32.838	4	SEABRIGHT	22.287	1	4	SEABRIGHT	55.125	55.209	0.084
2	35	WESTON	33.149	35	WESTON	22.294	2	35	WESTON	55.443	55.488	0.045
3	1	ATKINSON	33.440	1	ATKINSON	22.502	3	1	ATKINSON	55.942	56.326	0.384
4	31	PARK	34.220	31	PARK	22.779	4	31	PARK	56.999	57.069	0.070
5	191	DANCE	34.397	34	ARBON	23.126	5	191	DANCE	57.744	58.413	0.669
6	65	BREESE	34.786	270	BROWN	23.173	6	65	BREESE	57.981	58.005	0.024
7	19	FISHER	34.839	65	BREESE	23.195	7	34	ARBON	58.021	58.259	0.238
8	277	HAYWARD	34.881	277	HAYWARD	23.258	8	277	HAYWARD	58.139	58.197	0.058
9	34	ARBON	34.895	191	DANCE	23.347	9	141	GUILLERY	58.304	58.940	0.636
10	18	HIGGINS	34.936	141	GUILLERY	23.349	10	18	HIGGINS	58.329	58.361	0.032
11	141	GUILLERY	34.955	18	HIGGINS	23.393	11	270	BROWN	58.442	58.990	0.548
12	45	MACKENZIE	35.011	45	MACKENZIE	23.533	12	45	MACKENZIE	58.544	58.544	0.000
13	10	BRUNSDON	35.199	77	WHITE	23.639	13	19	FISHER	58.779	58.779	0.000
14	77	WHITE	35.231	10	BRUNSDON	23.640	14	10	BRUNSDON	58.839	59.293	0.454
15	270	BROWN	35.269	99	WOLFF	23.894	15	77	WHITE	58.870	59.006	0.136
16	400	THURTL	36.246	19	FISHER	23.940	16	400	THURTL	1:00.239	1:00.368	0.129
17	54	SCOTT	36.307	400	THURTL	23.993	17	54	SCOTT	1:00.420	1:00.485	0.065
18	99	WOLFF	36.535	54	SCOTT	24.113	18	99	WOLFF	1:00.429	1:00.634	0.205
19	11	BATE	36.586	73	HANNAFORD	24.581	19	11	BATE	1:01.377	1:01.804	0.427
20	73	HANNAFORD	36.879	33	KLINGE	24.670	20	73	HANNAFORD	1:01.460	1:01.460	0.000
21	33	KLINGE	37.663	11	BATE	24.791	21	33	KLINGE	1:02.333	1:02.333	0.000
22	87	ATKINSON	37.855	87	ATKINSON	24.907	22	87	ATKINSON	1:02.762	1:02.762	0.000
23	16	LAYTON	40.694	16	LAYTON	26.388	23	16	LAYTON	1:07.082	1:07.373	0.291
24	23	BUSH	43.344	23	BUSH	27.806	24	23	BUSH	1:11.150	1:11.150	0.000

BMCRC - MRO Championships 2023 - Rnd 1 @ Brands Hatch Indy

ACU Team Green Junior Cup & Senior Ninja Series

RACE 12 - STATISTICS

Competitors Started 24
Planned Start 2023-03-12 @ 14:00:00.000
Actual Start 2023-03-12 @ 13:52:38.311
Finish Time 2023-03-12 @ 14:02:57.021
Track Length 1.2079mi.
Total Laps 253
Total Distance Covered 305.6102mi.

Session Fastest Lap History

NO	CL	NAME	LAP TIME	TIME OF DAY	LAP	VEHICLE
35	J	Zack WESTON	55.602	13:54:35.671	2	Kawasaki NINJA 400
4	S	Fenton SEABRIGHT	55.209	13:55:32.303	3	Kawasaki NINJA

Session Leader History

NO	CL	NAME	FROM LAP	LAPS LED	DISTANCE	VEHICLE
35	J	Zack WESTON	1	5	6.03 miles	Kawasaki NINJA 400
4	S	Fenton SEABRIGHT	6	6	7.24 miles	Kawasaki NINJA

Flag History

TYPE	TIME OF DAY
GREEN	13:52:38.311
FINISH	14:02:57.021

Flag Statistics

TYPE	COUNT	TOTAL LAPS	TOTAL TIME
Green	1	11	11:26.319
Red	0	0	0.000
Safety Car	0	0	0.000
FCY	0	0	0.000

BMCRC - MRO Championships 2023 - Rnd 1 @ Brands Hatch Indy

ACU Team Green Junior Cup & Senior Ninja Series

RACE 12 - STATISTICS

CLASS : S

14 Starters

Fastest Lap History

NO	NAME	LAP TIME	TIME OF DAY	LAP	VEHICLE
4	Fenton SEABRIGHT	56.088	13:54:37.095	2	Kawasaki NINJA
4	Fenton SEABRIGHT	55.209	13:55:32.303	3	Kawasaki NINJA

Leader History

NO	NAME	FROM LAP	LAPS LED	DISTANCE	VEHICLE
4	Fenton SEABRIGHT	1	11	13.28 miles	Kawasaki NINJA

BMCRC - MRO Championships 2023 - Rnd 1 @ Brands Hatch Indy

ACU Team Green Junior Cup & Senior Ninja Series

RACE 12 - STATISTICS

CLASS : J

10 Starters

Fastest Lap History

NO	NAME	LAP TIME	TIME OF DAY	LAP	VEHICLE
35	Zack WESTON	55.602	13:54:35.671	2	Kawasaki NINJA 400
35	Zack WESTON	55.571	13:57:23.022	5	Kawasaki NINJA 400
35	Zack WESTON	55.488	13:59:14.548	7	Kawasaki NINJA 400

Leader History

NO	NAME	FROM LAP	LAPS LED	DISTANCE	VEHICLE
35	Zack WESTON	1	11	13.28 miles	Kawasaki NINJA 400



REACTIVE PARTS MRO POWERBIKES inc CIGMA RACING CLUBMAN 1000



BMCRC-MRO Championships - Round 1
Brands Hatch Indy
11th / 12th March 2023



Timing & Results Provided by Timing Solutions Ltd

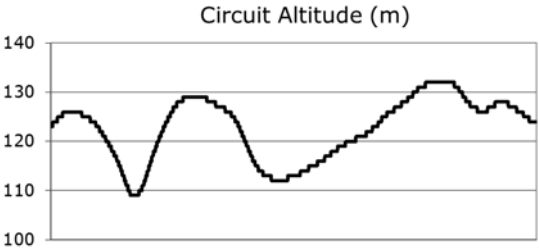
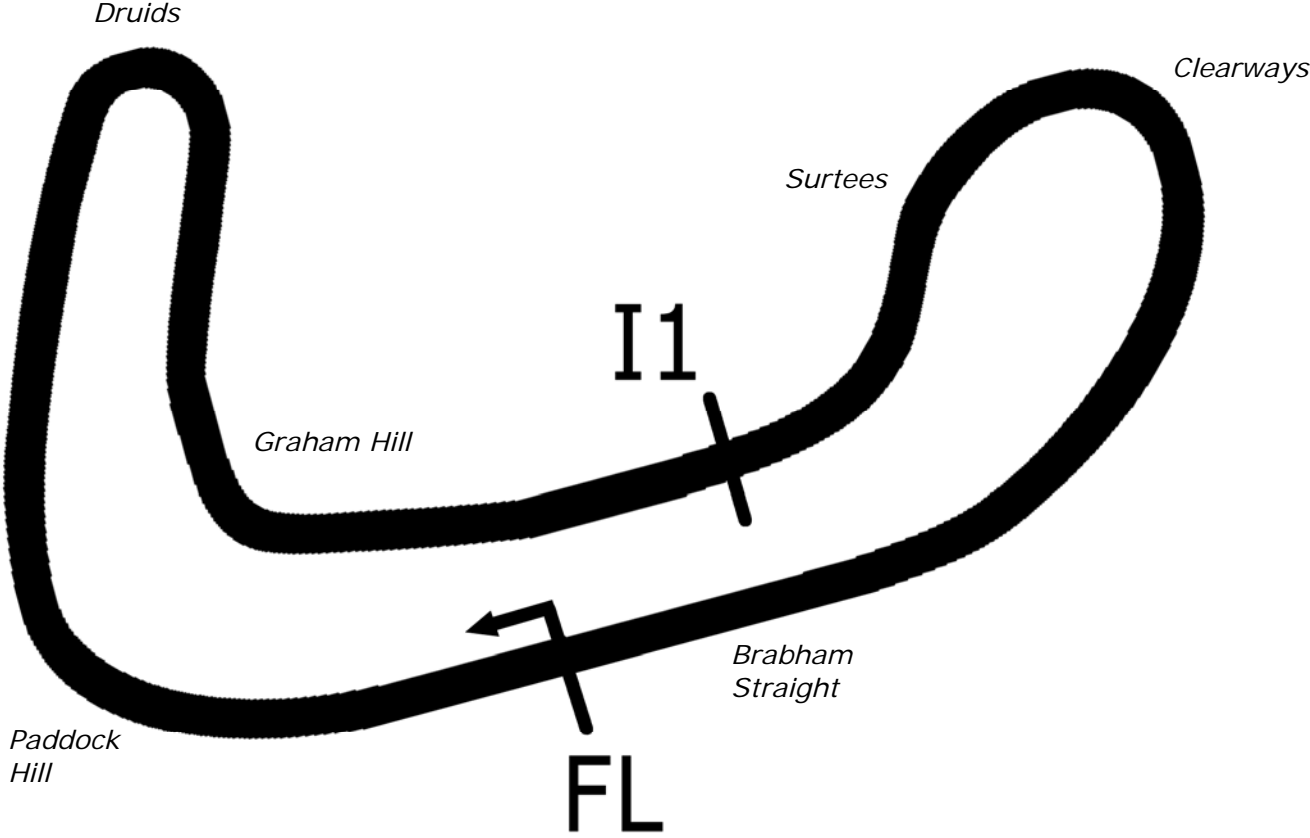
www.tsl-timing.com

Brands Hatch Indy



SPORTS TIMING

TIMING SOLUTIONS LTD



Length	1.2079 miles	1944.0 m	
FL		51.36032 N	0.26032 E
I1	1112m	51.35934 N	0.25955 E
Pit Entry	1669m	51.35911 N	0.25743 E
Pit Exit	26m after FL	51.36027 N	0.26078 E
Pit Entry–Pit Exit 277m, 16.6s @60kph, 12.4s @80kph			



BMCRC - MRO Championships 2023 - Rnd 1 @ Brands Hatch Indy

Reactive Parts MRO Powerbikes inc Clubman 1000 & Thunderbike Ultra QUALIFYING - CLASSIFICATION



POS	NO	CL	PIC NAME	ENTRY	TIME	ON	LAPS	GAP	DIFF	MPH
1	26		1 Josh WAINWRIGHT	Honda CBR1000 - JW MOT Centre	49.649	5	6			87.58
2	5	U	1 Stacey KILLWORTH	Suzuki GSXR 1000 - Greenplant/Everns	50.419	12	12	0.770	0.770	86.24
3	48		2 Nicky WILSON	Suzuki GSXR 1000 - Demon GP/Haslemere Motorcycle	50.523	13	14	0.874	0.104	86.07
4	53		3 Seamus McGLYNN	Yamaha R1 - S and d build and design Ltd	50.969	10	13	1.320	0.446	85.31
5	78	U	2 Jamie THOMAS	Suzuki GSXR 1000 - Team RubyRacing	51.257	7	9	1.608	0.288	84.83
6	17		4 Philip BAKER	BMW S1000RR - Paul & Justine Bushell	51.259	14	14	1.610	0.002	84.83
7	45	U	3 Chad HASHMI	Suzuki GSXR1000 -	51.387	11	12	1.738	0.128	84.62
8	21		5 Jack CROUCHER	Kawasaki ZX10R - Trendy lofts	51.549	6	6	1.900	0.162	84.35
9	29	U	4 Cecil DINSMORE	Suzuki GSXR 1000 - KnC Motorsport	51.804	7	8	2.155	0.255	83.94
10	37	C	1 Clayton GROVER	Yamaha R1 - Grover stunts	52.412	11	13	2.763	0.608	82.96
11	224	C	2 Lee HEALEY	Suzuki GSXR 1000R - Wilvin UK Ltd / Uniq3 Projects Li	52.429	11	13	2.780	0.017	82.94
12	184	C	3 Martyn DELLOW	Suzuki GSXR1000 - Kirdford Shotblasting	52.622	3	14	2.973	0.193	82.63
13	20	C	4 Connor SWYER	Suzuki GSXR 1000 K6 - WSC Performance & lleithyr fan	53.187	9	9	3.538	0.565	81.76
14	281	C	5 Daniel FARLEY	Suzuki GSXR - F-TECH FIRE & ELECTRICAL LTD	53.214	9	13	3.565	0.027	81.71
15	19	U	5 Tyler DONOVAN	Kawasaki ZX10R - Tinder Corp	53.376	10	10	3.727	0.162	81.47
16	800	U	6 Morgan CREASEY	Suzuki GSXR 1000 K7 - Warics Ltd	54.120	11	11	4.471	0.744	80.35
17	96	U	7 Pete SCOTT	Suzuki GSXR1000K5 - South Hill MOT Centre	54.551	11	11	4.902	0.431	79.71
18	8	U	8 Dave SAUNDERS	Suzuki GSXR1000 - Mum/Dad/JW MOT/Parks Utility	54.619	11	13	4.970	0.068	79.61
19	82	U	9 Matt HINNELLS	Yamaha R1 - BD Racing	54.884	12	13	5.235	0.265	79.23
20	80	U	10 Mark OVEL	Yamaha R1 - I NEED A SPONSOR	54.948	11	12	5.299	0.064	79.14
21	91	C	6 Chris TAYLOR	BMW S1000RR - Cam Civils and Landscaping LTD	55.006	9	9	5.357	0.058	79.05
22	7	U	11 Seb JENKINS	Suzuki GSXR 1000 - Long hours and hard graft	55.090	9	9	5.441	0.084	78.93
23	21	U	12 Danny BRENNAN	Suzuki GSXR 1000 -	55.277	7	11	5.628	0.187	78.66
24	63		6 Matthew WREN	Suzuki GSXR - TBR performance	55.395	9	11	5.746	0.118	78.50
25	188		7 Dawid KRAWIECKI	Yamaha R1 - Code Blue LTD & D A East Electrical	55.768	7	7	6.119	0.373	77.97
26	261	C	7 Roberto Di GREGORIO	Ducati 899 PANIGALE - Physio Healthy	56.376	8	8	6.727	0.608	77.13
27	102	U	14 James FEARN	Suzuki GSXR1000 - Mark Wilby plumbing	56.434	6	7	6.785	0.058	77.05
28	24	U	15 Mark REYNOLDS	Yamaha R1 4C8 -	56.669	12	12	7.020	0.235	76.73
29	23	U	16 Justin ROSE	Yamaha R1 -	57.474	10	11	7.825	0.805	75.66
30	40	U	17 Malcolm BATE	Suzuki GSXR1000 - Hartjay	57.747	4	5	8.098	0.273	75.30
31	36*	U	18 Alan MORGAN	Suzuki GSXR 1000 - Little Duck Racing	58.255	1	3	8.606	0.508	74.64
32	65	U	19 Ian SOILLEUX	Honda Firebalde -	1:02.751	3	4	13.102	4.496	69.29
33	169*		8 Cory SMITH	Suzuki K1 1000 -	1:03.145	1	1	13.496	0.394	68.86

* No. 36 & 169 - Please fit a working transponder

Weather / Track : Cloudy / Dry

These results are provisional until the conclusion of any judicial and technical matters.

Brands Hatch Indy: 1.2079 miles
Date: 11/03/2023 Start: 09:48 Finish: 10:00

Clerk Of Course :	Stewards :	Timekeeper : <i>Craig Smith</i>
-------------------	------------	------------------------------------

Results can be found at www.tsl-timing.com

Printed - 10:02 Saturday, 11 March 2023



BMCRC - MRO Championships 2023 - Rnd 1 @ Brands Hatch Indy

Reactive Parts MRO Powerbikes inc Clubman 1000 & Thunderbike Ultra

QUALIFYING - SECTOR ANALYSIS



SECTOR 1 = FL to I1, SECTOR 2 = I1 to FL, DIFF = Difference To Personal Best Lap, P = Crossed Finish Line in Pit Lane, D = Time Disallowed

P1 26		Josh WAINWRIGHT		Honda CBR1000 - JW MOT Centre			
IDEAL LAP TIME : 49.649		BEST LAP TIME : 49.649		DIFFERENCE : 0.000			
LAP	SECTOR 1	SECTOR 2	LAP TIME	MPH	DIFF	TIME OF DAY	
1 -	39.429	20.726	1:00.155	72.28	10.506	09:50:12.209	
2 -	31.722	22.192	53.914 (2)	80.65	4.265	09:51:06.123	
3 -	34.212	20.238	54.450 (3)	79.86	4.801	09:52:00.573	
4 -	33.918	20.565	54.483	79.81	4.834	09:52:55.056	
5 -	29.939	19.710	49.649 (1)	87.58		09:53:44.705	
6 -	35.701	23.196	58.897	73.83	9.248	09:54:43.602	

P2 5 U		Stacey KILLWORTH		Suzuki GSXR 1000 - Greenplant/Everns			
IDEAL LAP TIME : 50.419		BEST LAP TIME : 50.419		DIFFERENCE : 0.000			
LAP	SECTOR 1	SECTOR 2	LAP TIME	MPH	DIFF	TIME OF DAY	
1 -	OUTLAP	21.610	57.147	76.09	6.728	09:50:23.002	
2 -	32.672	20.739	53.411	81.41	2.992	09:51:16.413	
3 -	32.175	20.849	53.024	82.01	2.605	09:52:09.437	
4 -	31.594	20.420	52.014	83.60	1.595	09:53:01.451	
5 -	32.352	20.590	52.942	82.13	2.523	09:53:54.393	
6 -	31.465	20.225	51.690	84.12	1.271	09:54:46.083	
7 -	30.484	20.427	50.911 (2)	85.41	0.492	09:55:36.994	
8 -	30.617	20.810	51.427	84.55	1.008	09:56:28.421	
9 -	30.921	20.291	51.212	84.91	0.793	09:57:19.633	
10 -	30.758	20.292	51.050 (3)	85.18	0.631	09:58:10.683	
11 -	31.353	21.472	52.825	82.32	2.406	09:59:03.508	
12 -	30.468	19.951	50.419 (1)	86.24		09:59:53.927	

P3 48		Nicky WILSON		Suzuki GSXR 1000 - Demon GP/Haslemere Motorcycles			
IDEAL LAP TIME : 50.523		BEST LAP TIME : 50.523		DIFFERENCE : 0.000			
LAP	SECTOR 1	SECTOR 2	LAP TIME	MPH	DIFF	TIME OF DAY	
1 -	37.678	22.316	59.994	72.48	9.471	09:49:33.462	
2 -	33.526	21.024	54.550	79.71	4.027	09:50:28.012	
3 -	32.146	20.535	52.681	82.54	2.158	09:51:20.693	
4 -	31.473	20.267	51.740	84.04	1.217	09:52:12.433	
5 -	31.845	21.702	53.547	81.21	3.024	09:53:05.980	
6 -	31.381	20.853	52.234	83.25	1.711	09:53:58.214	
7 -	32.184	20.649	52.833	82.30	2.310	09:54:51.047	
8 -	32.504	20.156	52.660	82.57	2.137	09:55:43.707	
9 -	31.342	20.153	51.495 (2)	84.44	0.972	09:56:35.202	
10 -	31.681	20.207	51.888	83.80	1.365	09:57:27.090	
11 -	30.918	20.768	51.686 (3)	84.13	1.163	09:58:18.776	
12 -	32.481	20.870	53.351	81.50	2.828	09:59:12.127	
13 -	30.389	20.134	50.523 (1)	86.07		10:00:02.650	
14 -	32.022	20.525	52.547	82.75	2.024	10:00:55.197	

P4 53		Seamus McGLYNN		Yamaha R1 - S and d build and design Ltd			
IDEAL LAP TIME : 50.951		BEST LAP TIME : 50.969		DIFFERENCE : 0.018			
LAP	SECTOR 1	SECTOR 2	LAP TIME	MPH	DIFF	TIME OF DAY	
1 -	OUTLAP	22.149	1:00.240	72.18	9.271	09:50:14.663	
2 -	32.777	21.811	54.588	79.66	3.619	09:51:09.251	
3 -	32.272	21.032	53.304	81.58	2.335	09:52:02.555	
4 -	33.339	22.146	55.485	78.37	4.516	09:52:58.040	
5 -	33.024	21.451	54.475	79.82	3.506	09:53:52.515	
6 -	31.516	20.541	52.057	83.53	1.088	09:54:44.572	
7 -	31.135	20.213	51.348	84.68	0.379	09:55:35.920	
8 -	31.305	20.987	52.292	83.16	1.323	09:56:28.212	
9 -	30.855	20.298	51.153 (3)	85.01	0.184	09:57:19.365	
10 -	30.738	20.231	50.969 (1)	85.31		09:58:10.334	
11 -	31.422	20.754	52.176	83.34	1.207	09:59:02.510	
12 -	30.820	20.326	51.146 (2)	85.02	0.177	09:59:53.656	
13 -	30.878	20.476	51.354	84.67	0.385	10:00:45.010	

BMCRC - MRO Championships 2023 - Rnd 1 @ Brands Hatch Indy

Reactive Parts MRO Powerbikes inc Clubman 1000 & Thunderbike Ultra

QUALIFYING - SECTOR ANALYSIS



SECTOR 1 = FL to I1, SECTOR 2 = I1 to FL, DIFF = Difference To Personal Best Lap, P = Crossed Finish Line in Pit Lane, D = Time Disallowed

P5 78 U		Jamie THOMAS		Suzuki GSXR 1000 - Team RubyRacing			
IDEAL LAP TIME : 51.226		BEST LAP TIME : 51.257		DIFFERENCE : 0.031			
LAP	SECTOR 1	SECTOR 2	LAP TIME	MPH	DIFF	TIME OF DAY	
1 -	34.852	21.168	56.020	77.62	4.763	09:49:36.718	
2 -	32.567	20.640	53.207	81.72	1.950	09:50:29.925	
3 -	31.284	20.718	52.002	83.62	0.745	09:51:21.927	
4 -	32.582	20.480	53.062	81.95	1.805	09:52:14.989	
5 -	31.384	20.434	51.818 (3)	83.92	0.561	09:53:06.807	
6 -		20.652	2:36.515	27.78	1:45.258	09:55:43.322	
7 -	31.100	20.157	51.257 (1)	84.83		09:56:34.579	
8 -	31.191	20.126	51.317 (2)	84.74	0.060	09:57:25.896	
9 -	31.498	21.080	52.578	82.70	1.321	09:58:18.474	

P6 17		Philip BAKER		BMW S1000RR - Paul & Justine Bushell			
IDEAL LAP TIME : 51.168		BEST LAP TIME : 51.259		DIFFERENCE : 0.091			
LAP	SECTOR 1	SECTOR 2	LAP TIME	MPH	DIFF	TIME OF DAY	
1 -	37.461	22.473	59.934	72.55	8.675	09:49:33.835	
2 -	33.672	20.918	54.590	79.65	3.331	09:50:28.425	
3 -	32.427	20.775	53.202	81.73	1.943	09:51:21.627	
4 -	31.988	20.484	52.472	82.87	1.213	09:52:14.099	
5 -	31.583	20.676	52.259	83.21	1.000	09:53:06.358	
6 -	31.701	20.734	52.435	82.93	1.176	09:53:58.793	
7 -	32.118	20.302	52.420	82.95	1.161	09:54:51.213	
8 -	32.530	20.387	52.917	82.17	1.658	09:55:44.130	
9 -	31.198	20.236	51.434 (3)	84.54	0.175	09:56:35.564	
10 -	31.791	20.148	51.939	83.72	0.680	09:57:27.503	
11 -	31.217	21.042	52.259	83.21	1.000	09:58:19.762	
12 -	31.916	21.128	53.044	81.98	1.785	09:59:12.806	
13 -	31.105	20.325	51.430 (2)	84.55	0.171	10:00:04.236	
14 -	31.196	20.063	51.259 (1)	84.83		10:00:55.495	

P7 45 U		Chad HASHMI		Suzuki GSXR1000 -			
IDEAL LAP TIME : 51.387		BEST LAP TIME : 51.387		DIFFERENCE : 0.000			
LAP	SECTOR 1	SECTOR 2	LAP TIME	MPH	DIFF	TIME OF DAY	
1 -	36.540	22.842	59.382	73.23	7.995	09:49:57.779	
2 -	34.066	21.865	55.931	77.74	4.544	09:50:53.710	
3 -	33.768	21.945	55.713	78.05	4.326	09:51:49.423	
4 -	33.496	21.888	55.384	78.51	3.997	09:52:44.807	
5 -	32.286	21.314	53.600	81.13	2.213	09:53:38.407	
6 -	31.786	21.905	53.691	80.99	2.304	09:54:32.098	
7 -	31.233	20.918	52.151 (3)	83.38	0.764	09:55:24.249	
8 -	32.769	IN PIT	2:08.479 P	33.84	1:17.092	09:57:32.728	
9 -	OUTLAP	21.765	59.917	72.57	8.530	09:58:32.645	
10 -	31.269	20.680	51.949 (2)	83.70	0.562	09:59:24.594	
11 -	30.925	20.462	51.387 (1)	84.62		10:00:15.981	
12 -	33.971	22.245	56.216	77.35	4.829	10:01:12.197	

P8 21		Jack CROUCHER		Kawasaki ZX10R - Trendy lofts			
IDEAL LAP TIME : 51.549		BEST LAP TIME : 51.549		DIFFERENCE : 0.000			
LAP	SECTOR 1	SECTOR 2	LAP TIME	MPH	DIFF	TIME OF DAY	
1 -	34.132	21.428	55.560	78.26	4.011	09:50:07.188	
2 -	32.678	21.611	54.289	80.10	2.740	09:51:01.477	
3 -	32.462	21.207	53.669 (3)	81.02	2.120	09:51:55.146	
4 -	36.741	21.717	58.458	74.38	6.909	09:52:53.604	
5 -	31.792	20.664	52.456 (2)	82.90	0.907	09:53:46.060	
6 -	30.986	20.563	51.549 (1)	84.35		09:54:37.609	

BMCRC - MRO Championships 2023 - Rnd 1 @ Brands Hatch Indy

Reactive Parts MRO Powerbikes inc Clubman 1000 & Thunderbike Ultra

QUALIFYING - SECTOR ANALYSIS



SECTOR 1 = FL to I1, SECTOR 2 = I1 to FL, DIFF = Difference To Personal Best Lap, P = Crossed Finish Line in Pit Lane, D = Time Disallowed

P9 29 U		Cecil DINSMORE		Suzuki GSXR 1000 - KnC Motorsport		
IDEAL LAP TIME : 51.804		BEST LAP TIME : 51.804		DIFFERENCE : 0.000		
LAP	SECTOR 1	SECTOR 2	LAP TIME	MPH	DIFF	TIME OF DAY
1 -	37.423	24.247	1:01.670	70.51	9.866	09:50:07.533
2 -	34.018	21.652	55.670	78.11	3.866	09:51:03.203
3 -	34.300	23.538	57.838	75.18	6.034	09:52:01.041
4 -	37.331	21.342	58.673	74.11	6.869	09:52:59.714
5 -	34.380	21.050	55.430	78.45	3.626	09:53:55.144
6 -	32.419	20.556	52.975 (2)	82.08	1.171	09:54:48.119
7 -	31.438	20.366	51.804 (1)	83.94		09:55:39.923
8 -	31.653	21.473	53.126 (3)	81.85	1.322	09:56:33.049

P10 37 C		Clayton GROVER		Yamaha R1 - Grover stunts		
IDEAL LAP TIME : 52.330		BEST LAP TIME : 52.412		DIFFERENCE : 0.082		
LAP	SECTOR 1	SECTOR 2	LAP TIME	MPH	DIFF	TIME OF DAY
1 -	38.032	22.669	1:00.701	71.63	8.289	09:50:01.561
2 -	34.958	21.951	56.909	76.41	4.497	09:50:58.470
3 -	34.142	22.065	56.207	77.36	3.795	09:51:54.677
4 -	36.656	21.704	58.360	74.51	5.948	09:52:53.037
5 -	32.972	20.886	53.858	80.74	1.446	09:53:46.895
6 -	32.830	21.270	54.100	80.38	1.688	09:54:40.995
7 -	32.769	21.070	53.839	80.77	1.427	09:55:34.834
8 -	32.272	21.081	53.353	81.50	0.941	09:56:28.187
9 -	32.417	20.847	53.264	81.64	0.852	09:57:21.451
10 -	32.104	20.777	52.881 (2)	82.23	0.469	09:58:14.332
11 -	31.625	20.787	52.412 (1)	82.96		09:59:06.744
12 -	32.399	20.705	53.104 (3)	81.88	0.692	09:59:59.848
13 -	31.909	21.218	53.127	81.85	0.715	10:00:52.975

P11 224 C		Lee HEALEY		Suzuki GSXR 1000R - Wilvin UK Ltd / Uni3 Projects Ltd		
IDEAL LAP TIME : 52.163		BEST LAP TIME : 52.429		DIFFERENCE : 0.266		
LAP	SECTOR 1	SECTOR 2	LAP TIME	MPH	DIFF	TIME OF DAY
1 -	39.034	24.276	1:03.310	68.68	10.881	09:49:47.557
2 -	35.724	22.918	58.642	74.15	6.213	09:50:46.199
3 -	38.847	23.051	1:01.898	70.25	9.469	09:51:48.097
4 -	34.487	22.328	56.815	76.53	4.386	09:52:44.912
5 -	33.582	21.632	55.214	78.75	2.785	09:53:40.126
6 -	32.794	21.362	54.156	80.29	1.727	09:54:34.282
7 -	32.399	20.982	53.381	81.46	0.952	09:55:27.663
8 -	32.415	20.799	53.214	81.71	0.785	09:56:20.877
9 -	31.933	20.776	52.709 (3)	82.50	0.280	09:57:13.586
10 -	32.235	21.478	53.713	80.95	1.284	09:58:07.299
11 -	31.619	20.810	52.429 (1)	82.94		09:58:59.728
12 -	31.963	20.544	52.507 (2)	82.81	0.078	09:59:52.235
13 -	32.134	21.172	53.306	81.57	0.877	10:00:45.541

BMCRC - MRO Championships 2023 - Rnd 1 @ Brands Hatch Indy

Reactive Parts MRO Powerbikes inc Clubman 1000 & Thunderbike Ultra

QUALIFYING - SECTOR ANALYSIS



SECTOR 1 = FL to I1, SECTOR 2 = I1 to FL, DIFF = Difference To Personal Best Lap, P = Crossed Finish Line in Pit Lane, D = Time Disallowed

P12 184 C Martyn DELLOW			Suzuki GSXR1000 - Kirdford Shotblasting			
IDEAL LAP TIME : 52.407		BEST LAP TIME : 52.622	DIFFERENCE : 0.215			
LAP	SECTOR 1	SECTOR 2	LAP TIME	MPH	DIFF	TIME OF DAY
1 -	36.019	21.647	57.666	75.41	5.044	09:49:36.019
2 -	33.506	20.783	54.289	80.10	1.667	09:50:30.308
3 -	31.699	20.923	52.622 (1)	82.63		09:51:22.930
4 -	31.979	20.708	52.687 (2)	82.53	0.065	09:52:15.617
5 -	32.183	21.375	53.558 (3)	81.19	0.936	09:53:09.175
6 -	32.060	21.689	53.749	80.90	1.127	09:54:02.924
7 -	32.450	22.119	54.569	79.69	1.947	09:54:57.493
8 -	32.554	21.757	54.311	80.06	1.689	09:55:51.804
9 -	33.400	22.073	55.473	78.39	2.851	09:56:47.277
10 -	32.512	22.363	54.875	79.24	2.253	09:57:42.152
11 -	31.890	21.690	53.580	81.16	0.958	09:58:35.732
12 -	32.697	21.245	53.942	80.61	1.320	09:59:29.674
13 -	32.622	21.746	54.368	79.98	1.746	10:00:24.042
14 -	33.007	21.715	54.722	79.46	2.100	10:01:18.764

P13 20 C Connor SWYER			Suzuki GSXR 1000 K6 - WSC Performace & lleithyr farm & dad			
IDEAL LAP TIME : 53.187		BEST LAP TIME : 53.187	DIFFERENCE : 0.000			
LAP	SECTOR 1	SECTOR 2	LAP TIME	MPH	DIFF	TIME OF DAY
1 -	36.893	22.387	59.280	73.35	6.093	09:49:37.977
2 -	33.928	22.593	56.521	76.93	3.334	09:50:34.498
3 -	32.820	22.061	54.881	79.23	1.694	09:51:29.379
4 -	33.241	21.841	55.082	78.94	1.895	09:52:24.461
5 -	33.234	21.835	55.069	78.96	1.882	09:53:19.530
6 -	33.131	21.686	54.817	79.32	1.630	09:54:14.347
7 -	32.745	21.755	54.500 (3)	79.79	1.313	09:55:08.847
8 -	32.381	21.379	53.760 (2)	80.88	0.573	09:56:02.607
9 -	32.002	21.185	53.187 (1)	81.76		09:56:55.794

P14 281 C Daniel FARLEY			Suzuki GSXR - F-TECH FIRE & ELECTRICAL LTD			
IDEAL LAP TIME : 53.129		BEST LAP TIME : 53.214	DIFFERENCE : 0.085			
LAP	SECTOR 1	SECTOR 2	LAP TIME	MPH	DIFF	TIME OF DAY
1 -	38.543	24.268	1:02.811	69.23	9.597	09:49:47.884
2 -	35.756	22.798	58.554	74.26	5.340	09:50:46.438
3 -	38.721	23.223	1:01.944	70.20	8.730	09:51:48.382
4 -	34.833	21.906	56.739	76.64	3.525	09:52:45.121
5 -	33.760	21.678	55.438	78.44	2.224	09:53:40.559
6 -	32.948	21.001	53.949	80.60	0.735	09:54:34.508
7 -	32.787	20.910	53.697 (3)	80.98	0.483	09:55:28.205
8 -	32.321	21.035	53.356 (2)	81.50	0.142	09:56:21.561
9 -	32.219	20.995	53.214 (1)	81.71		09:57:14.775
10 -	32.404	21.442	53.846	80.76	0.632	09:58:08.621
11 -	32.920	22.677	55.597	78.21	2.383	09:59:04.218
12 -	33.067	21.403	54.470	79.83	1.256	09:59:58.688
13 -	32.670	22.123	54.793	79.36	1.579	10:00:53.481

P15 19 U Tyler DONOVAN			Kawasaki ZX10R - Tinder Corp			
IDEAL LAP TIME : 53.376		BEST LAP TIME : 53.376	DIFFERENCE : 0.000			
LAP	SECTOR 1	SECTOR 2	LAP TIME	MPH	DIFF	TIME OF DAY
1 -	39.545	22.986	1:02.531	69.54	9.155	09:49:44.783
2 -	35.100	22.784	57.884	75.12	4.508	09:50:42.667
3 -	34.561	22.026	56.587	76.84	3.211	09:51:39.254
4 -	33.532	21.987	55.519	78.32	2.143	09:52:34.773
5 -	33.329	21.531	54.860	79.26	1.484	09:53:29.633
6 -	33.134	21.497	54.631 (3)	79.59	1.255	09:54:24.264
7 -	33.440	21.842	55.282	78.66	1.906	09:55:19.546
8 -	33.226	21.579	54.805	79.34	1.429	09:56:14.351
9 -	32.531	21.682	54.213 (2)	80.21	0.837	09:57:08.564
10 -	32.168	21.208	53.376 (1)	81.47		09:58:01.940

BMCRC - MRO Championships 2023 - Rnd 1 @ Brands Hatch Indy

Reactive Parts MRO Powerbikes inc Clubman 1000 & Thunderbike Ultra

QUALIFYING - SECTOR ANALYSIS



SECTOR 1 = FL to I1, SECTOR 2 = I1 to FL, DIFF = Difference To Personal Best Lap, P = Crossed Finish Line in Pit Lane, D = Time Disallowed

P16 800 U		Morgan CREASEY		Suzuki GSXR 1000 K7 - Warics Ltd			
IDEAL LAP TIME : 54.120		BEST LAP TIME : 54.120		DIFFERENCE : 0.000			
LAP	SECTOR 1	SECTOR 2	LAP TIME	MPH	DIFF	TIME OF DAY	
1 -	39.059	24.522	1:03.581	68.39	9.461	09:49:52.320	
2 -	36.105	22.975	59.080	73.60	4.960	09:50:51.400	
3 -	35.756	22.941	58.697	74.08	4.577	09:51:50.097	
4 -	34.667	22.581	57.248	75.96	3.128	09:52:47.345	
5 -	33.468	21.996	55.464	78.40	1.344	09:53:42.809	
6 -	33.223	21.794	55.017 (3)	79.04	0.897	09:54:37.826	
7 -	33.594	21.530	55.124	78.88	1.004	09:55:32.950	
8 -	33.250	22.154	55.404	78.48	1.284	09:56:28.354	
9 -	33.977	21.362	55.339	78.58	1.219	09:57:23.693	
10 -	32.865	21.502	54.367 (2)	79.98	0.247	09:58:18.060	
11 -	32.819	21.301	54.120 (1)	80.35		09:59:12.180	

P17 96 U		Pete SCOTT		Suzuki GSXR1000K5 - South Hill MOT Centre			
IDEAL LAP TIME : 54.551		BEST LAP TIME : 54.551		DIFFERENCE : 0.000			
LAP	SECTOR 1	SECTOR 2	LAP TIME	MPH	DIFF	TIME OF DAY	
1 -	38.625	23.447	1:02.072	70.05	7.521	09:50:02.921	
2 -	35.963	23.360	59.323	73.30	4.772	09:51:02.244	
3 -	34.969	23.787	58.756	74.01	4.205	09:52:01.000	
4 -	42.652	23.327	1:05.979	65.90	11.428	09:53:06.979	
5 -	33.873	22.225	56.098	77.51	1.547	09:54:03.077	
6 -	33.912	22.466	56.378	77.13	1.827	09:54:59.455	
7 -	33.822	22.159	55.981	77.68	1.430	09:55:55.436	
8 -	33.630	22.250	55.880	77.82	1.329	09:56:51.316	
9 -	33.611	21.998	55.609 (3)	78.19	1.058	09:57:46.925	
10 -	33.841	21.488	55.329 (2)	78.59	0.778	09:58:42.254	
11 -	33.148	21.403	54.551 (1)	79.71		09:59:36.805	

P18 8 U		Dave SAUNDERS		Suzuki GSXR1000 - Mum/Dad/JW MOT/Parks Utility			
IDEAL LAP TIME : 54.619		BEST LAP TIME : 54.619		DIFFERENCE : 0.000			
LAP	SECTOR 1	SECTOR 2	LAP TIME	MPH	DIFF	TIME OF DAY	
1 -	41.372	24.852	1:06.224	65.66	11.605	09:50:06.671	
2 -	36.808	23.478	1:00.286	72.13	5.667	09:51:06.957	
3 -	34.707	22.468	57.175	76.05	2.556	09:52:04.132	
4 -	35.040	22.510	57.550	75.56	2.931	09:53:01.682	
5 -	34.842	22.388	57.230	75.98	2.611	09:53:58.912	
6 -	36.006	22.930	58.936	73.78	4.317	09:54:57.848	
7 -	34.853	22.062	56.915	76.40	2.296	09:55:54.763	
8 -	33.834	22.229	56.063	77.56	1.444	09:56:50.826	
9 -	33.733	21.775	55.508 (3)	78.34	0.889	09:57:46.334	
10 -	33.565	21.684	55.249 (2)	78.70	0.630	09:58:41.583	
11 -	33.234	21.385	54.619 (1)	79.61		09:59:36.202	
12 -	34.009	21.722	55.731	78.02	1.112	10:00:31.933	
13 -	33.820	22.022	55.842	77.87	1.223	10:01:27.775	

BMCRC - MRO Championships 2023 - Rnd 1 @ Brands Hatch Indy

Reactive Parts MRO Powerbikes inc Clubman 1000 & Thunderbike Ultra

QUALIFYING - SECTOR ANALYSIS



SECTOR 1 = FL to I1, SECTOR 2 = I1 to FL, DIFF = Difference To Personal Best Lap, P = Crossed Finish Line in Pit Lane, D = Time Disallowed

P19 82 U		Matt HINNELLS		Yamaha R1 - BD Racing			
IDEAL LAP TIME : 54.884		BEST LAP TIME : 54.884		DIFFERENCE : 0.000			
LAP	SECTOR 1	SECTOR 2	LAP TIME	MPH	DIFF	TIME OF DAY	
1 -	41.443	24.599	1:06.042	65.84	11.158	09:49:47.617	
2 -	36.939	22.801	59.740	72.79	4.856	09:50:47.357	
3 -	42.316	22.979	1:05.295	66.59	10.411	09:51:52.652	
4 -	39.525	23.314	1:02.839	69.20	7.955	09:52:55.491	
5 -	35.287	22.194	57.481	75.65	2.597	09:53:52.972	
6 -	34.756	21.764	56.520	76.93	1.636	09:54:49.492	
7 -	34.410	21.668	56.078	77.54	1.194	09:55:45.570	
8 -	34.469	21.506	55.975	77.68	1.091	09:56:41.545	
9 -	33.659	21.697	55.356 (3)	78.55	0.472	09:57:36.901	
10 -	34.419	22.000	56.419	77.07	1.535	09:58:33.320	
11 -	33.574	21.639	55.213 (2)	78.76	0.329	09:59:28.533	
12 -	33.444	21.440	54.884 (1)	79.23		10:00:23.417	
13 -	33.620	22.555	56.175	77.41	1.291	10:01:19.592	

P20 80 U		Mark OVEL		Yamaha R1 - I NEED A SPONSOR			
IDEAL LAP TIME : 54.890		BEST LAP TIME : 54.948		DIFFERENCE : 0.058			
LAP	SECTOR 1	SECTOR 2	LAP TIME	MPH	DIFF	TIME OF DAY	
1 -	38.619	23.450	1:02.069	70.06	7.121	09:49:56.125	
2 -	36.101	23.232	59.333	73.29	4.385	09:50:55.458	
3 -	35.732	23.251	58.983	73.72	4.035	09:51:54.441	
4 -	38.165	23.568	1:01.733	70.44	6.785	09:52:56.174	
5 -	35.123	22.418	57.541	75.57	2.593	09:53:53.715	
6 -	35.084	22.274	57.358	75.81	2.410	09:54:51.073	
7 -	34.916	22.251	57.167	76.06	2.219	09:55:48.240	
8 -	33.799	21.723	55.522 (3)	78.32	0.574	09:56:43.762	
9 -	33.482	21.612	55.094 (2)	78.93	0.146	09:57:38.856	
10 -	34.139	21.590	55.729	78.03	0.781	09:58:34.585	
11 -	33.540	21.408	54.948 (1)	79.14		09:59:29.533	
12 -	34.114	22.072	56.186	77.39	1.238	10:00:25.719	

P21 91 C		Chris TAYLOR		BMW S1000RR - Cam Civils and Landscaping LTD			
IDEAL LAP TIME : 55.006		BEST LAP TIME : 55.006		DIFFERENCE : 0.000			
LAP	SECTOR 1	SECTOR 2	LAP TIME	MPH	DIFF	TIME OF DAY	
1 -	38.782	23.457	1:02.239	69.86	7.233	09:49:40.803	
2 -	35.432	22.677	58.109	74.83	3.103	09:50:38.912	
3 -	34.582	22.438	57.020	76.26	2.014	09:51:35.932	
4 -	34.455	22.197	56.652	76.75	1.646	09:52:32.584	
5 -	33.895	21.822	55.717	78.04	0.711	09:53:28.301	
6 -	33.610	21.997	55.607	78.20	0.601	09:54:23.908	
7 -	33.499	22.042	55.541 (2)	78.29	0.535	09:55:19.449	
8 -	33.770	21.828	55.598 (3)	78.21	0.592	09:56:15.047	
9 -	33.229	21.777	55.006 (1)	79.05		09:57:10.053	

P22 7 U		Seb JENKINS		Suzuki GSX-R 1000 - Long hours and hard graft			
IDEAL LAP TIME : 55.064		BEST LAP TIME : 55.090		DIFFERENCE : 0.026			
LAP	SECTOR 1	SECTOR 2	LAP TIME	MPH	DIFF	TIME OF DAY	
1 -	OUTLAP	23.739	1:03.654	68.31	8.564	09:50:34.559	
2 -	35.046	22.773	57.819	75.21	2.729	09:51:32.378	
3 -	34.707	22.912	57.619	75.47	2.529	09:52:29.997	
4 -	34.679	22.439	57.118	76.13	2.028	09:53:27.115	
5 -	33.975	22.331	56.306	77.23	1.216	09:54:23.421	
6 -	33.676	22.100	55.776	77.96	0.686	09:55:19.197	
7 -	33.267	21.955	55.222 (2)	78.74	0.132	09:56:14.419	
8 -	33.258	22.005	55.263 (3)	78.68	0.173	09:57:09.682	
9 -	33.109	21.981	55.090 (1)	78.93		09:58:04.772	

BMCRC - MRO Championships 2023 - Rnd 1 @ Brands Hatch Indy

Reactive Parts MRO Powerbikes inc Clubman 1000 & Thunderbike Ultra

QUALIFYING - SECTOR ANALYSIS



SECTOR 1 = FL to I1, SECTOR 2 = I1 to FL, DIFF = Difference To Personal Best Lap, P = Crossed Finish Line in Pit Lane, D = Time Disallowed

P23 21 U		Danny BRENNAN		Suzuki GSXR 1000 -			
IDEAL LAP TIME : 55.121		BEST LAP TIME : 55.277		DIFFERENCE : 0.156			
LAP	SECTOR 1	SECTOR 2	LAP TIME	MPH	DIFF	TIME OF DAY	
1 -	38.904	23.338	1:02.242	69.86	6.965	09:49:59.039	
2 -	36.139	23.176	59.315	73.31	4.038	09:50:58.354	
3 -	35.654	22.775	58.429	74.42	3.152	09:51:56.783	
4 -	38.278	23.343	1:01.621	70.57	6.344	09:52:58.404	
5 -	34.411	21.922	56.333	77.19	1.056	09:53:54.737	
6 -	34.476	22.055	56.531	76.92	1.254	09:54:51.268	
7 -	33.571	21.706	55.277 (1)	78.66		09:55:46.545	
8 -	33.784	21.594	55.378 (3)	78.52	0.101	09:56:41.923	
9 -	33.910	21.550	55.460	78.40	0.183	09:57:37.383	
10 -	34.203	21.942	56.145	77.45	0.868	09:58:33.528	
11 -	33.723	21.625	55.348 (2)	78.56	0.071	09:59:28.876	

P24 63		Matthew WREN		Suzuki GSXR - TBR performance			
IDEAL LAP TIME : 55.336		BEST LAP TIME : 55.395		DIFFERENCE : 0.059			
LAP	SECTOR 1	SECTOR 2	LAP TIME	MPH	DIFF	TIME OF DAY	
1 -	38.456	24.490	1:02.946	69.08	7.551	09:49:47.320	
2 -	35.749	23.028	58.777	73.98	3.382	09:50:46.097	
3 -	38.197	23.508	1:01.705	70.47	6.310	09:51:47.802	
4 -	34.564	22.282	56.846	76.49	1.451	09:52:44.648	
5 -	33.823	22.325	56.148	77.44	0.753	09:53:40.796	
6 -	34.053	21.847	55.900	77.79	0.505	09:54:36.696	
7 -	33.770	21.780	55.550 (3)	78.28	0.155	09:55:32.246	
8 -	33.664	22.115	55.779	77.96	0.384	09:56:28.025	
9 -	33.652	21.743	55.395 (1)	78.50		09:57:23.420	
10 -	34.443	22.008	56.451	77.03	1.056	09:58:19.871	
11 -	33.593	21.877	55.470 (2)	78.39	0.075	09:59:15.341	

P25 188		Dawid KRAWIECKI		Yamaha R1 - Code Blue LTD & D A East Electrical			
IDEAL LAP TIME : 55.355		BEST LAP TIME : 55.768		DIFFERENCE : 0.413			
LAP	SECTOR 1	SECTOR 2	LAP TIME	MPH	DIFF	TIME OF DAY	
1 -	37.349	23.134	1:00.483	71.89	4.715	09:50:01.279	
2 -	34.673	22.353	57.026	76.25	1.258	09:50:58.305	
3 -	33.755	22.284	56.039 (3)	77.59	0.271	09:51:54.344	
4 -	38.019	23.034	1:01.053	71.22	5.285	09:52:55.397	
5 -	33.154	22.721	55.875 (2)	77.82	0.107	09:53:51.272	
6 -	41.713	23.269	1:04.982	66.92	9.214	09:54:56.254	
7 -	33.567	22.201	55.768 (1)	77.97		09:55:52.022	

P26 261 C		Roberto Di GREGORIO		Ducati 899 PANIGALE - Physio Healthy			
IDEAL LAP TIME : 56.235		BEST LAP TIME : 56.376		DIFFERENCE : 0.141			
LAP	SECTOR 1	SECTOR 2	LAP TIME	MPH	DIFF	TIME OF DAY	
1 -	39.349	23.631	1:02.980	69.04	6.604	09:50:01.509	
2 -	37.004	23.425	1:00.429	71.96	4.053	09:51:01.938	
3 -	35.423	23.157	58.580	74.23	2.204	09:52:00.518	
4 -	35.751	23.241	58.992	73.71	2.616	09:52:59.510	
5 -	35.706	22.729	58.435 (3)	74.41	2.059	09:53:57.945	
6 -	36.655	22.726	59.381	73.23	3.005	09:54:57.326	
7 -	34.468	22.152	56.620 (2)	76.80	0.244	09:55:53.946	
8 -	34.083	22.293	56.376 (1)	77.13		09:56:50.322	

BMCRC - MRO Championships 2023 - Rnd 1 @ Brands Hatch Indy

Reactive Parts MRO Powerbikes inc Clubman 1000 & Thunderbike Ultra

QUALIFYING - SECTOR ANALYSIS



SECTOR 1 = FL to I1, SECTOR 2 = I1 to FL, DIFF = Difference To Personal Best Lap, P = Crossed Finish Line in Pit Lane, D = Time Disallowed

P27 102 U		James FEARN		Suzuki GSXR1000 - Mark Wilby plumbing			
IDEAL LAP TIME : 56.236		BEST LAP TIME : 56.434		DIFFERENCE : 0.198			
LAP	SECTOR 1	SECTOR 2	LAP TIME	MPH	DIFF	TIME OF DAY	
1 -	36.988	22.950	59.938	72.55	3.504	09:49:54.532	
2 -	34.774	22.654	57.428 (3)	75.72	0.994	09:50:51.960	
3 -	36.087	22.760	58.847	73.89	2.413	09:51:50.807	
4 -	35.359	22.337	57.696	75.37	1.262	09:52:48.503	
5 -	34.579	22.465	57.044 (2)	76.23	0.610	09:53:45.547	
6 -	33.899	22.535	56.434 (1)	77.05		09:54:41.981	
7 -	34.361	23.298	57.659	75.41	1.225	09:55:39.640	

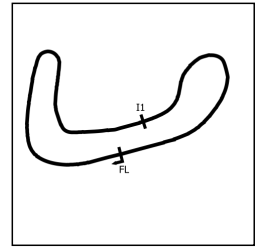
P28 24 U		Mark REYNOLDS		Yamaha R1 4C8 -			
IDEAL LAP TIME : 56.570		BEST LAP TIME : 56.669		DIFFERENCE : 0.099			
LAP	SECTOR 1	SECTOR 2	LAP TIME	MPH	DIFF	TIME OF DAY	
1 -	42.324	26.263	1:08.587	63.40	11.918	09:50:05.513	
2 -	39.298	25.358	1:04.656	67.25	7.987	09:51:10.169	
3 -	38.801	24.633	1:03.434	68.55	6.765	09:52:13.603	
4 -	37.036	24.111	1:01.147	71.11	4.478	09:53:14.750	
5 -	36.021	23.198	59.219	73.43	2.550	09:54:13.969	
6 -	35.777	23.531	59.308	73.32	2.639	09:55:13.277	
7 -	35.432	23.272	58.704	74.07	2.035	09:56:11.981	
8 -	34.984	22.565	57.549 (3)	75.56	0.880	09:57:09.530	
9 -	34.966	22.926	57.892	75.11	1.223	09:58:07.422	
10 -	34.031	22.727	56.758 (2)	76.61	0.089	09:59:04.180	
11 -	35.133	22.557	57.690	75.37	1.021	10:00:01.870	
12 -	34.013	22.656	56.669 (1)	76.73		10:00:58.539	

P29 23 U		Justin ROSE		Yamaha R1 -			
IDEAL LAP TIME : 57.303		BEST LAP TIME : 57.474		DIFFERENCE : 0.171			
LAP	SECTOR 1	SECTOR 2	LAP TIME	MPH	DIFF	TIME OF DAY	
1 -	39.162	24.133	1:03.295	68.70	5.821	09:49:46.887	
2 -	35.958	22.962	58.920	73.80	1.446	09:50:45.807	
3 -	35.523	22.634	58.157	74.77	0.683	09:51:43.964	
4 -	35.436	22.493	57.929	75.06	0.455	09:52:41.893	
5 -	35.188	22.493	57.681 (3)	75.39	0.207	09:53:39.574	
6 -	35.321	22.653	57.974	75.00	0.500	09:54:37.548	
7 -	35.581	22.831	58.412	74.44	0.938	09:55:35.960	
8 -	35.059	22.643	57.702	75.36	0.228	09:56:33.662	
9 -	35.156	22.499	57.655 (2)	75.42	0.181	09:57:31.317	
10 -	34.848	22.626	57.474 (1)	75.66		09:58:28.791	
11 -	35.249	22.455	57.704	75.36	0.230	09:59:26.495	

P30 40 U		Malcolm BATE		Suzuki GSXR1000 - Hartjay			
IDEAL LAP TIME : 57.350		BEST LAP TIME : 57.747		DIFFERENCE : 0.397			
LAP	SECTOR 1	SECTOR 2	LAP TIME	MPH	DIFF	TIME OF DAY	
1 -	38.492	22.545	1:01.037	71.24	3.290	09:49:53.606	
2 -	35.096	22.790	57.886 (2)	75.12	0.139	09:50:51.492	
3 -	36.366	22.615	58.981	73.72	1.234	09:51:50.473	
4 -	35.493	22.254	57.747 (1)	75.30		09:52:48.220	
5 -	35.260	23.597	58.857 (3)	73.88	1.110	09:53:47.077	

P31 36 U		Alan MORGAN		Suzuki GSXR 1000 - Little Duck Racing			
IDEAL LAP TIME :		BEST LAP TIME : 58.255		DIFFERENCE :			
LAP	SECTOR 1	SECTOR 2	LAP TIME	MPH	DIFF	TIME OF DAY	
1 -			58.255 (1)	74.64		09:51:59.885	
2 -			58.851 (3)	73.89	0.596	09:52:58.736	
3 -			58.702 (2)	74.07	0.447	09:53:57.438	

BMCRC - MRO Championships 2023 - Rnd 1 @ Brands Hatch Indy
Reactive Parts MRO Powerbikes inc Clubman 1000 & Thunderbike Ultra
QUALIFYING - SECTOR ANALYSIS



SECTOR 1 = FL to I1, SECTOR 2 = I1 to FL, DIFF = Difference To Personal Best Lap, P = Crossed Finish Line in Pit Lane, D = Time Disallowed

P32	65 U	Ian SOILLEUX	Honda Firebalde -			
IDEAL LAP TIME : 1:02.751		BEST LAP TIME : 1:02.751	DIFFERENCE : 0.000			
LAP	SECTOR 1	SECTOR 2	LAP TIME	MPH	DIFF	TIME OF DAY
1 -	41.342	25.692	1:07.034	64.87	4.283	09:49:48.010
2 -	39.031	24.453	1:03.484 (2)	68.49	0.733	09:50:51.494
3 -	38.659	24.092	1:02.751 (1)	69.29		09:51:54.245
4 -	39.906	24.163	1:04.069 (3)	67.87	1.318	09:52:58.314

P33	169	Cory SMITH	Suzuki K1 1000 -			
IDEAL LAP TIME :		BEST LAP TIME : 1:03.145	DIFFERENCE :			
LAP	SECTOR 1	SECTOR 2	LAP TIME	MPH	DIFF	TIME OF DAY
1 -			1:03.145 (1)	68.86		09:51:48.258

BMCRC - MRO Championships 2023 - Rnd 1 @ Brands Hatch Indy

Reactive Parts MRO Powerbikes inc Clubman 1000 & Thunderbike Ultra

QUALIFYING - BEST SECTORS

SECTOR 1			SECTOR 2			IDEAL / BEST COMPARISON						
POS	NO	NAME	TIME	NO	NAME	TIME	POS	NO	NAME	IDEAL	BEST	DIFF
									PERFECT LAP	49.649		
1	26	WAINWRIGHT	29.939	26	WAINWRIGHT	19.710	1	26	WAINWRIGHT	49.649	49.649	0.000
2	48	WILSON	30.389	5	KILLWORTH	19.951	2	5	KILLWORTH	50.419	50.419	0.000
3	5	KILLWORTH	30.468	17	BAKER	20.063	3	48	WILSON	50.523	50.523	0.000
4	53	McGLYNN	30.738	78	THOMAS	20.126	4	53	McGLYNN	50.951	50.969	0.018
5	45	HASHMI	30.925	48	WILSON	20.134	5	17	BAKER	51.168	51.259	0.091
6	21	CROUCHER	30.986	53	McGLYNN	20.213	6	78	THOMAS	51.226	51.257	0.031
7	78	THOMAS	31.100	29	DINSMORE	20.366	7	45	HASHMI	51.387	51.387	0.000
8	17	BAKER	31.105	45	HASHMI	20.462	8	21	CROUCHER	51.549	51.549	0.000
9	29	DINSMORE	31.438	224	HEALEY	20.544	9	29	DINSMORE	51.804	51.804	0.000
10	224	HEALEY	31.619	21	CROUCHER	20.563	10	224	HEALEY	52.163	52.429	0.266
11	37	GROVER	31.625	37	GROVER	20.705	11	37	GROVER	52.330	52.412	0.082
12	184	DELLOW	31.699	184	DELLOW	20.708	12	184	DELLOW	52.407	52.622	0.215
13	20	SWYER	32.002	281	FARLEY	20.910	13	281	FARLEY	53.129	53.214	0.085
14	19	DONOVAN	32.168	20	SWYER	21.185	14	20	SWYER	53.187	53.187	0.000
15	281	FARLEY	32.219	19	DONOVAN	21.208	15	19	DONOVAN	53.376	53.376	0.000
16	800	CREASEY	32.819	800	CREASEY	21.301	16	800	CREASEY	54.120	54.120	0.000
17	7	JENKINS	33.109	8	SAUNDERS	21.385	17	96	SCOTT	54.551	54.551	0.000
18	96	SCOTT	33.148	96	SCOTT	21.403	18	8	SAUNDERS	54.619	54.619	0.000
19	188	KRAWIECKI	33.154	80	OVEL	21.408	19	82	HINNELLS	54.884	54.884	0.000
20	91	TAYLOR	33.229	82	HINNELLS	21.440	20	80	OVEL	54.890	54.948	0.058
21	8	SAUNDERS	33.234	21	BRENNAN	21.550	21	91	TAYLOR	55.006	55.006	0.000
22	82	HINNELLS	33.444	63	WREN	21.743	22	7	JENKINS	55.064	55.090	0.026
23	80	OVEL	33.482	91	TAYLOR	21.777	23	21	BRENNAN	55.121	55.277	0.156
24	21	BRENNAN	33.571	7	JENKINS	21.955	24	63	WREN	55.336	55.395	0.059
25	63	WREN	33.593	261	GREGORIO	22.152	25	188	KRAWIECKI	55.355	55.768	0.413
26	102	FEARN	33.899	188	KRAWIECKI	22.201	26	261	GREGORIO	56.235	56.376	0.141
27	24	REYNOLDS	34.013	40	BATE	22.254	27	102	FEARN	56.236	56.434	0.198
28	261	GREGORIO	34.083	102	FEARN	22.337	28	24	REYNOLDS	56.570	56.669	0.099
29	23	ROSE	34.848	23	ROSE	22.455	29	23	ROSE	57.303	57.474	0.171
30	40	BATE	35.096	24	REYNOLDS	22.557	30	40	BATE	57.350	57.747	0.397
31	65	SOILLEUX	38.659	65	SOILLEUX	24.092	31	65	SOILLEUX	1:02.751	1:02.751	0.000
32							32	36	MORGAN		58.255	
33							33	169	SMITH		1:03.145	

BMCRC - MRO Championships 2023 - Rnd 1 @ Brands Hatch Indy

Reactive Parts MRO Powerbikes inc Clubman 1000 & Thunderbike Ultra

QUALIFYING - STATISTICS

Competitors Started 33
Planned Start 2023-03-11 @ 09:51:00.000
Actual Start 2023-03-11 @ 09:48:04.074
Finish Time 2023-03-11 @ 10:00:42.909
Track Length 1.2079mi.
Total Laps 324
Total Distance Covered 391.3743mi.

Session Fastest Lap History

NO	CL	NAME	LAP TIME	TIME OF DAY	LAP	VEHICLE
48		Nicky WILSON	59.994	09:49:33.472	1	Suzuki GSXR 1000
17		Philip BAKER	59.934	09:49:33.867	1	BMW S1000RR
184	C	Martyn DELLOW	57.666	09:49:36.041	1	Suzuki GSXR1000
78	U	Jamie THOMAS	56.020	09:49:36.748	1	Suzuki GSXR 1000
21		Jack CROUCHER	55.560	09:50:07.188	1	Kawasaki ZX10R
48		Nicky WILSON	54.550	09:50:28.022	2	Suzuki GSXR 1000
78	U	Jamie THOMAS	53.207	09:50:29.954	2	Suzuki GSXR 1000
48		Nicky WILSON	52.681	09:51:20.702	3	Suzuki GSXR 1000
78	U	Jamie THOMAS	52.002	09:51:21.957	3	Suzuki GSXR 1000
48		Nicky WILSON	51.740	09:52:12.441	4	Suzuki GSXR 1000
26		Josh WAINWRIGHT	49.649	09:53:44.735	5	Honda CBR1000

Flag History

TYPE	TIME OF DAY
GREEN	09:48:04.074
FINISH	10:00:42.909

Flag Statistics

TYPE	COUNT	TOTAL LAPS	TOTAL TIME
Green	1	14	13:30.744
Red	0	0	0.000
Safety Car	0	0	0.000
FCY	0	0	0.000

BMCRC - MRO Championships 2023 - Rnd 1 @ Brands Hatch Indy

Reactive Parts MRO Powerbikes inc Clubman 1000 & Thunderbike Ultra

QUALIFYING - STATISTICS

CLASS :

8 Starters

Fastest Lap History

NO	NAME	LAP TIME	TIME OF DAY	LAP	VEHICLE
48	Nicky WILSON	59.994	09:49:33.472	1	Suzuki GSXR 1000
17	Philip BAKER	59.934	09:49:33.867	1	BMW S1000RR
21	Jack CROUCHER	55.560	09:50:07.188	1	Kawasaki ZX10R
48	Nicky WILSON	54.550	09:50:28.022	2	Suzuki GSXR 1000
21	Jack CROUCHER	54.289	09:51:01.498	2	Kawasaki ZX10R
26	Josh WAINWRIGHT	53.914	09:51:06.155	2	Honda CBR1000
48	Nicky WILSON	52.681	09:51:20.702	3	Suzuki GSXR 1000
48	Nicky WILSON	51.740	09:52:12.441	4	Suzuki GSXR 1000
26	Josh WAINWRIGHT	49.649	09:53:44.735	5	Honda CBR1000

BMCRC - MRO Championships 2023 - Rnd 1 @ Brands Hatch Indy

Reactive Parts MRO Powerbikes inc Clubman 1000 & Thunderbike Ultra

QUALIFYING - STATISTICS

CLASS : C

7 Starters

Fastest Lap History

NO	NAME	LAP TIME	TIME OF DAY	LAP	VEHICLE
184	Martyn DELLOW	57.666	09:49:36.041	1	Suzuki GSXR1000
184	Martyn DELLOW	54.289	09:50:30.331	2	Suzuki GSXR1000
184	Martyn DELLOW	52.622	09:51:22.952	3	Suzuki GSXR1000
224	Lee HEALEY	52.429	09:58:59.749	11	Suzuki GSXR 1000R
37	Clayton GROVER	52.412	09:59:06.754	11	Yamaha R1

BMCRC - MRO Championships 2023 - Rnd 1 @ Brands Hatch Indy

Reactive Parts MRO Powerbikes inc Clubman 1000 & Thunderbike Ultra

QUALIFYING - STATISTICS

CLASS : U

20 Starters

Fastest Lap History

NO	NAME	LAP TIME	TIME OF DAY	LAP	VEHICLE
78	Jamie THOMAS	56.020	09:49:36.748	1	Suzuki GSXR 1000
78	Jamie THOMAS	53.207	09:50:29.954	2	Suzuki GSXR 1000
78	Jamie THOMAS	52.002	09:51:21.957	3	Suzuki GSXR 1000
78	Jamie THOMAS	51.818	09:53:06.836	5	Suzuki GSXR 1000
5	Stacey KILLWORTH	51.690	09:54:46.096	6	Suzuki GSXR 1000
5	Stacey KILLWORTH	50.911	09:55:37.007	7	Suzuki GSXR 1000
5	Stacey KILLWORTH	50.419	09:59:53.940	12	Suzuki GSXR 1000

BMCRC - MRO Championships 2023 - Rnd 1 @ Brands Hatch Indy

Reactive Parts MRO Powerbikes inc Clubman 1000

RACE 4 - GRID (12 Laps)



ROW 6	18		17	134 Donald GILBERT	16	85 Paul MICHELL
ROW 5		1:03.145	15	169 Cory SMITH	14	261 Roberto Di GREGORIO
					13	188 Dawid KRAWIECKI
ROW 4		55.395	12	63 Matthew WREN	11	91 Chris TAYLOR
					10	281 Daniel FARLEY
ROW 3		53.187	9	20 Connor SWYER	8	184 Martyn DELLOW
					7	224 Lee HEALEY
ROW 2		52.412	6	37 Clayton GROVER	5	21 Jack CROUCHER
					4	17 Philip BAKER
ROW 1		50.969	3	53 Seamus McGLYNN	2	48 Nicky WILSON
					1	26 Josh WAINWRIGHT
						Pole

Brands Hatch Indy: 1.2079 miles

These results are provisional until the conclusion of any judicial and technical matters.

Clerk Of Course :	Stewards :	Timekeeper : Craig Smith
-------------------	------------	--------------------------

Results can be found at www.tsl-timing.com

Printed - 10:03 Saturday, 11 March 2023





BMCRC - MRO Championships 2023 - Rnd 1 @ Brands Hatch Indy

Reactive Parts MRO Powerbikes inc Clubman 1000



RACE 4 - CLASSIFICATION

POS	NO	CL	PIC NAME	ENTRY	LAPS	TIME	GAP	DIFF	MPH	BEST	ON
1	26		1 Josh WAINWRIGHT	Honda CBR1000 - JW MOT Centre	12	9:50.690			88.34	48.029	4
2	53		2 Seamus McGLYNN	Yamaha R1 - S and d build and design Ltd	12	9:58.221	7.531	7.531	87.23	49.169	6
3	48		3 Nicky WILSON	Suzuki GSXR 1000 - Demon GP/Haslemere Motorcy	12	10:00.103	9.413	1.882	86.95	49.173	6
4	21		4 Jack CROUCHER	Kawasaki ZX10R - Trendy lofts	12	10:10.328	19.638	10.225	85.50	49.939	3
5	17		5 Philip BAKER	BMW S1000RR - Paul & Justine Bushell	12	10:17.970	27.280	7.642	84.44	50.773	7
6	188		6 Dawid KRAWIECKI	Yamaha R1 - Code Blue LTD & D A East Electrical	12	10:33.452	42.762	15.482	82.37	51.352	12
7	224	C	1 Lee HEALEY	Suzuki GSXR 1000R - Wilvin UK Ltd / Uniq3 Project	12	10:33.545	42.855	0.093	82.36	51.769	11
8	37	C	2 Clayton GROVER	Yamaha R1 - Grover stunts	12	10:34.023	43.333	0.478	82.30	51.578	12
9	281	C	3 Daniel FARLEY	Suzuki GSXR - F-TECH FIRE & ELECTRICAL LTD	12	10:35.718	45.028	1.695	82.08	51.579	5
10	91	C	4 Chris TAYLOR	BMW S1000RR - Cam Civils and Landscaping LTD	11	9:57.323	1 Lap	1 Lap	80.08	52.966	11
11	63		7 Matthew WREN	Suzuki GSXR - TBR performance	11	9:57.746	1 Lap	0.423	80.02	53.033	7
12	20	C	5 Connor SWYER	Suzuki GSXR 1000 K6 - WSC Performace & lleithyr t	11	9:58.144	1 Lap	0.398	79.97	52.832	11
13	261	C	6 Roberto Di GREGORIO	Ducati 899 PANIGALE - Physio Healthy	11	10:20.792	1 Lap	22.648	77.05	54.730	9
NOT CLASSIFIED											
DNF	184	C	Martyn DELLOW	Suzuki GSXR1000 - Kirdford Shotblasting	11	9:42.563	1 Lap		82.11	51.700	3
DNF	169		Cory SMITH	Suzuki K1 1000 -	5	4:44.923	7 Laps	6 Laps	76.31	54.626	5
DNF	45		Chad HASHMI	Suzuki GSXR1000 -	3	2:40.272	9 Laps	2 Laps	81.39	51.277	2

FASTEST LAP

26			Josh WAINWRIGHT	Honda CBR1000 - JW MOT Centre	4	48.029			90.54 mph	145.71 kph
37	C		Clayton GROVER	Yamaha R1 - Grover stunts	12	51.578			84.31 mph	135.68 kph

Class - 92.5% of Race Speed = 81.71 mph
 Class C - 92.5% of Race Speed = 76.18 mph

Race Distance: 12 Laps / 14.49 miles

Brands Hatch Indy: 1.2079 miles

Date: 11/03/2023 Start: 12:24 Finish: 12:34

Weather / Track : Cloudy / Dry

These results are provisional until the conclusion of any judicial and technical matters.

Clerk Of Course :	Stewards :	Timekeeper : <i>Craig Smith</i>
-------------------	------------	------------------------------------

Results can be found at www.tsl-timing.com

Printed - 12:37 Saturday, 11 March 2023



BMCRC - MRO Championships 2023 - Rnd 1 @ Brands Hatch Indy

Reactive Parts MRO Powerbikes inc Clubman 1000

RACE 4 - LAP CHART

LAP 1 @ 12:25:37.431		
NO	BEHIND	LAP TIME

26		54.748
53	0.025	54.773
48	0.415	55.163
17	0.943	55.691
21	1.024	55.772
45	2.426	57.174
188	3.129	57.877
37	3.751	58.499
184	3.840	58.588
224	4.132	58.880
91	4.791	59.539
281	5.325	1:00.073
20	6.428	1:01.176
63	6.686	1:01.434
261	7.813	1:02.561
169	8.589	1:03.337

LAP 2 @ 12:26:26.340		
NO	BEHIND	LAP TIME

26		48.909
53	0.998	49.882
48	1.212	49.706
21	2.123	50.008
17	2.961	50.927
45	4.794	51.277
188	6.957	52.737
184	7.681	52.750
37	8.795	53.953
224	8.939	53.716
91	9.351	53.469
281	9.431	53.015
63	11.994	54.217
20	12.431	54.912
261	15.497	56.593
169	15.581	55.901

LAP 3 @ 12:27:14.771		
NO	BEHIND	LAP TIME

26		48.431
53	2.042	49.475
48	2.206	49.425
21	3.631	49.939
17	5.652	51.122
45	8.184	51.821
188	10.495	51.969
184	10.950	51.700
224	12.782	52.274
37	13.420	53.056
281	13.754	52.754
91	15.632	54.712
63	18.189	54.626
20	18.723	54.723
261	23.301	56.235
169	23.391	56.241

LAP 4 @ 12:28:02.800		
NO	BEHIND	LAP TIME

26		48.029
53	3.227	49.214
48	3.536	49.359
21	5.636	50.034

17	8.626	51.003
188	14.804	52.338
184	15.534	52.613
224	16.995	52.242
37	17.832	52.441
281	18.114	52.389
91	21.472	53.869
63	24.496	54.336
20	24.712	54.018
169	30.180	54.818
261	31.184	55.912

LAP 5 @ 12:28:51.367		
NO	BEHIND	LAP TIME

26		48.567
53	3.956	49.296
48	4.419	49.450
21	7.731	50.662
17	11.350	51.291
188	19.079	52.842
184	19.596	52.629
224	20.509	52.081
281	21.126	51.579
37	21.697	52.432
91	27.012	54.107
20	28.986	52.841
63	29.438	53.509
169	36.239	54.626
261	38.239	55.622

LAP 6 @ 12:29:39.968		
NO	BEHIND	LAP TIME

26		48.601
53	4.524	49.169
48	4.991	49.173
21	9.688	50.558
17	13.800	51.051
188	23.116	52.638
184	23.311	52.316
224	24.017	52.109
281	24.528	52.003
37	24.899	51.803
91	32.821	54.410
20	33.710	53.325
63	34.582	53.745
261	45.249	55.611

LAP 7 @ 12:30:28.736		
NO	BEHIND	LAP TIME

26		48.768
53	5.080	49.324
48	5.410	49.187
21	11.881	50.961
17	15.805	50.773
188	26.707	52.359
184	26.861	52.318
224	27.122	51.873
37	28.196	52.065
281	28.426	52.666
91	38.141	54.088
20	38.614	53.672
63	38.847	53.033

LAP 8 @ 12:31:17.868		
NO	BEHIND	LAP TIME

26		49.132
261	1 Lap	56.044
53	5.271	49.323
48	5.587	49.309
21	13.625	50.876
17	17.983	51.310
188	29.700	52.125
184	29.754	52.025
224	30.130	52.140
37	30.822	51.758
281	31.636	52.342
91	42.374	53.365
20	42.859	53.377
63	43.026	53.311

LAP 9 @ 12:32:06.568		
NO	BEHIND	LAP TIME

26		48.700
53	6.364	49.793
48	6.766	49.879
261	1 Lap	55.120
21	15.487	50.562
17	20.361	51.078
184	33.523	52.469
188	33.613	52.613
224	33.820	52.390
37	33.972	51.850
281	35.020	52.084
91	47.260	53.586
63	47.434	53.108
20	47.750	53.591

LAP 10 @ 12:32:55.087		
NO	BEHIND	LAP TIME

26		48.519
53	7.055	49.210
48	7.684	49.437
261	1 Lap	54.730
21	17.083	50.115
17	22.803	50.961
188	37.166	52.072
224	37.253	51.952
184	37.439	52.435
37	37.708	52.255
281	38.354	51.853

LAP 11 @ 12:33:43.978		
NO	BEHIND	LAP TIME

26		48.891
91	1 Lap	53.212
63	1 Lap	53.160
20	1 Lap	53.677
53	7.466	49.302
48	8.387	49.594
21	18.623	50.431
261	1 Lap	55.755
17	25.055	51.143
224	40.131	51.769
188	40.805	52.530
37	41.150	52.333
184	41.268	52.720

281 41.602 52.139

LAP 12 @ 12:34:33.373		
NO	BEHIND	LAP TIME

26		49.395
91	1 Lap	52.966
63	1 Lap	53.267
20	1 Lap	52.832
53	7.531	49.460
48	9.413	50.421
21	19.638	50.410
17	27.280	51.620
261	1 Lap	56.609
188	42.762	51.352
224	42.855	52.119
37	43.333	51.578
281	45.028	52.821

BMCRC - MRO Championships 2023 - Rnd 1 @ Brands Hatch Indy

Reactive Parts MRO Powerbikes inc Clubman 1000

RACE 4 - POSITION CHART

No	Name	Lap												
		Pos	1	2	3	4	5	6	7	8	9	10	11	12
26	WAINWRIGHT	1	26	26	26	26	26	26	26	26	26	26	26	26
48	WILSON	2	53	53	53	53	53	53	53	53	53	53	53	53
53	McGLYNN	3	48	48	48	48	48	48	48	48	48	48	48	48
17	BAKER	4	17	21	21	21	21	21	21	21	21	21	21	21
21	CROUCHER	5	21	17	17	17	17	17	17	17	17	17	17	17
37	GROVER	6	45	45	45	188	188	188	188	188	184	188	224	188
224	HEALEY	7	188	188	188	184	184	184	184	184	188	224	188	224
184	DELLOW	8	37	184	184	224	224	224	224	224	224	184	37	37
20	SWYER	9	184	37	224	37	281	281	37	37	37	37	184	281
281	FARLEY	10	224	224	37	281	37	37	281	281	281	281	281	281
91	TAYLOR	11	91	91	281	91	91	91	91	91	91	91	91	91
63	WREN	12	281	281	91	63	20	20	20	20	63	63	63	63
188	KRAWIECKI	13	20	63	63	20	63	63	63	63	20	20	20	20
261	GREGORIO	14	63	20	20	169	169	261	261	261	261	261	261	261
169	SMITH	15	261	261	261	261	261							
45	HASHMI	16	169	169	169									

BMCRC - MRO Championships 2023 - Rnd 1 @ Brands Hatch Indy

Reactive Parts MRO Powerbikes inc Clubman 1000

RACE 4 - SECTOR ANALYSIS



SECTOR 1 = FL to I1, SECTOR 2 = I1 to FL, DIFF = Difference To Personal Best Lap, P = Crossed Finish Line in Pit Lane, D = Time Disallowed

P1 26		Josh WAINWRIGHT		Honda CBR1000 - JW MOT Centre			
IDEAL LAP TIME : 48.029		BEST LAP TIME : 48.029		DIFFERENCE : 0.000			
LAP	SECTOR 1	SECTOR 2	LAP TIME	MPH	DIFF	TIME OF DAY	
1 -		19.963	54.748	79.42	6.719	12:25:37.431	
2 -	29.450	19.459	48.909	88.91	0.880	12:26:26.340	
3 -	29.145	19.286	48.431 (2)	89.78	0.402	12:27:14.771	
4 -	28.822	19.207	48.029 (1)	90.54		12:28:02.800	
5 -	29.081	19.486	48.567	89.53	0.538	12:28:51.367	
6 -	29.085	19.516	48.601	89.47	0.572	12:29:39.968	
7 -	29.217	19.551	48.768	89.16	0.739	12:30:28.736	
8 -	29.667	19.465	49.132	88.50	1.103	12:31:17.868	
9 -	29.261	19.439	48.700	89.29	0.671	12:32:06.568	
10 -	29.129	19.390	48.519 (3)	89.62	0.490	12:32:55.087	
11 -	29.460	19.431	48.891	88.94	0.862	12:33:43.978	
12 -	29.372	20.023	49.395	88.03	1.366	12:34:33.373	

P2 53		Seamus McGLYNN		Yamaha R1 - S and d build and design Ltd			
IDEAL LAP TIME : 49.010		BEST LAP TIME : 49.169		DIFFERENCE : 0.159			
LAP	SECTOR 1	SECTOR 2	LAP TIME	MPH	DIFF	TIME OF DAY	
1 -		20.114	54.773	79.39	5.604	12:25:37.456	
2 -	30.175	19.707	49.882	87.17	0.713	12:26:27.338	
3 -	29.781	19.694	49.475	87.89	0.306	12:27:16.813	
4 -	29.631	19.583	49.214 (3)	88.36	0.045	12:28:06.027	
5 -	29.541	19.755	49.296	88.21	0.127	12:28:55.323	
6 -	29.590	19.579	49.169 (1)	88.44		12:29:44.492	
7 -	29.627	19.697	49.324	88.16	0.155	12:30:33.816	
8 -	29.521	19.802	49.323	88.16	0.154	12:31:23.139	
9 -	29.981	19.812	49.793	87.33	0.624	12:32:12.932	
10 -	29.483	19.727	49.210 (2)	88.36	0.041	12:33:02.142	
11 -	29.551	19.751	49.302	88.20	0.133	12:33:51.444	
12 -	29.431	20.029	49.460	87.92	0.291	12:34:40.904	

P3 48		Nicky WILSON		Suzuki GSXR 1000 - Demon GP/Haslemere Motorcycles			
IDEAL LAP TIME : 49.058		BEST LAP TIME : 49.173		DIFFERENCE : 0.115			
LAP	SECTOR 1	SECTOR 2	LAP TIME	MPH	DIFF	TIME OF DAY	
1 -		19.983	55.163	78.83	5.990	12:25:37.846	
2 -	30.084	19.622	49.706	87.48	0.533	12:26:27.552	
3 -	29.772	19.653	49.425	87.98	0.252	12:27:16.977	
4 -	29.803	19.556	49.359	88.10	0.186	12:28:06.336	
5 -	29.659	19.791	49.450	87.93	0.277	12:28:55.786	
6 -	29.593	19.580	49.173 (1)	88.43		12:29:44.959	
7 -	29.502	19.685	49.187 (2)	88.40	0.014	12:30:34.146	
8 -	29.669	19.640	49.309 (3)	88.19	0.136	12:31:23.455	
9 -	30.094	19.785	49.879	87.18	0.706	12:32:13.334	
10 -	29.711	19.726	49.437	87.96	0.264	12:33:02.771	
11 -	29.749	19.845	49.594	87.68	0.421	12:33:52.365	
12 -	30.111	20.310	50.421	86.24	1.248	12:34:42.786	

BMCRC - MRO Championships 2023 - Rnd 1 @ Brands Hatch Indy

Reactive Parts MRO Powerbikes inc Clubman 1000

RACE 4 - SECTOR ANALYSIS



SECTOR 1 = FL to I1, SECTOR 2 = I1 to FL, DIFF = Difference To Personal Best Lap, P = Crossed Finish Line in Pit Lane, D = Time Disallowed

P4 21		Jack CROUCHER		Kawasaki ZX10R - Trendy lofts			
IDEAL LAP TIME : 49.843		BEST LAP TIME : 49.939		DIFFERENCE : 0.096			
LAP	SECTOR 1	SECTOR 2	LAP TIME	MPH	DIFF	TIME OF DAY	
1 -		20.125	55.772	77.97	5.833	12:25:38.455	
2 -	30.190	19.818	50.008 (2)	86.95	0.069	12:26:28.463	
3 -	30.025	19.914	49.939 (1)	87.07		12:27:18.402	
4 -	30.025	20.009	50.034 (3)	86.91	0.095	12:28:08.436	
5 -	30.442	20.220	50.662	85.83	0.723	12:28:59.098	
6 -	30.306	20.252	50.558	86.01	0.619	12:29:49.656	
7 -	30.609	20.352	50.961	85.33	1.022	12:30:40.617	
8 -	30.632	20.244	50.876	85.47	0.937	12:31:31.493	
9 -	30.252	20.310	50.562	86.00	0.623	12:32:22.055	
10 -	30.070	20.045	50.115	86.77	0.176	12:33:12.170	
11 -	30.252	20.179	50.431	86.22	0.492	12:34:02.601	
12 -	30.221	20.189	50.410	86.26	0.471	12:34:53.011	

P5 17		Philip BAKER		BMW S1000RR - Paul & Justine Bushell			
IDEAL LAP TIME : 50.643		BEST LAP TIME : 50.773		DIFFERENCE : 0.130			
LAP	SECTOR 1	SECTOR 2	LAP TIME	MPH	DIFF	TIME OF DAY	
1 -		20.226	55.691	78.08	4.918	12:25:38.374	
2 -	30.818	20.109	50.927 (2)	85.38	0.154	12:26:29.301	
3 -	30.933	20.189	51.122	85.06	0.349	12:27:20.423	
4 -	30.838	20.165	51.003	85.26	0.230	12:28:11.426	
5 -	30.892	20.399	51.291	84.78	0.518	12:29:02.717	
6 -	30.878	20.173	51.051	85.18	0.278	12:29:53.768	
7 -	30.534	20.239	50.773 (1)	85.64		12:30:44.541	
8 -	30.893	20.417	51.310	84.75	0.537	12:31:35.851	
9 -	30.693	20.385	51.078	85.13	0.305	12:32:26.929	
10 -	30.675	20.286	50.961 (3)	85.33	0.188	12:33:17.890	
11 -	30.673	20.470	51.143	85.02	0.370	12:34:09.033	
12 -	31.018	20.602	51.620	84.24	0.847	12:35:00.653	

P6 188		Dawid KRAWIECKI		Yamaha R1 - Code Blue LTD & D A East Electrical			
IDEAL LAP TIME : 51.299		BEST LAP TIME : 51.352		DIFFERENCE : 0.053			
LAP	SECTOR 1	SECTOR 2	LAP TIME	MPH	DIFF	TIME OF DAY	
1 -		20.778	57.877	75.13	6.525	12:25:40.560	
2 -	31.808	20.929	52.737	82.45	1.385	12:26:33.297	
3 -	31.177	20.792	51.969 (2)	83.67	0.617	12:27:25.266	
4 -	31.361	20.977	52.338	83.08	0.986	12:28:17.604	
5 -	31.971	20.871	52.842	82.29	1.490	12:29:10.446	
6 -	31.603	21.035	52.638	82.61	1.286	12:30:03.084	
7 -	31.417	20.942	52.359	83.05	1.007	12:30:55.443	
8 -	31.297	20.828	52.125	83.42	0.773	12:31:47.568	
9 -	31.702	20.911	52.613	82.65	1.261	12:32:40.181	
10 -	31.328	20.744	52.072 (3)	83.51	0.720	12:33:32.253	
11 -	31.939	20.591	52.530	82.78	1.178	12:34:24.783	
12 -	30.708	20.644	51.352 (1)	84.68		12:35:16.135	

BMCRC - MRO Championships 2023 - Rnd 1 @ Brands Hatch Indy

Reactive Parts MRO Powerbikes inc Clubman 1000

RACE 4 - SECTOR ANALYSIS



SECTOR 1 = FL to I1, SECTOR 2 = I1 to FL, DIFF = Difference To Personal Best Lap, P = Crossed Finish Line in Pit Lane, D = Time Disallowed

P7 224 C		Lee HEALEY		Suzuki GSXR 1000R - Wilvin UK Ltd / Uniq3 Projects Ltd			
IDEAL LAP TIME : 51.623		BEST LAP TIME : 51.769		DIFFERENCE : 0.146			
LAP	SECTOR 1	SECTOR 2	LAP TIME	MPH	DIFF	TIME OF DAY	
1 -		21.009	58.880	73.85	7.111	12:25:41.563	
2 -	32.561	21.155	53.716	80.95	1.947	12:26:35.279	
3 -	31.696	20.578	52.274	83.18	0.505	12:27:27.553	
4 -	31.557	20.685	52.242	83.23	0.473	12:28:19.795	
5 -	31.546	20.535	52.081	83.49	0.312	12:29:11.876	
6 -	31.605	20.504	52.109	83.45	0.340	12:30:03.985	
7 -	31.197	20.676	51.873 (2)	83.83	0.104	12:30:55.858	
8 -	31.714	20.426	52.140	83.40	0.371	12:31:47.998	
9 -	31.709	20.681	52.390	83.00	0.621	12:32:40.388	
10 -	31.392	20.560	51.952 (3)	83.70	0.183	12:33:32.340	
11 -	31.252	20.517	51.769 (1)	84.00		12:34:24.109	
12 -	31.427	20.692	52.119	83.43	0.350	12:35:16.228	

P8 37 C		Clayton GROVER		Yamaha R1 - Grover stunts			
IDEAL LAP TIME : 51.565		BEST LAP TIME : 51.578		DIFFERENCE : 0.013			
LAP	SECTOR 1	SECTOR 2	LAP TIME	MPH	DIFF	TIME OF DAY	
1 -		21.355	58.499	74.33	6.921	12:25:41.182	
2 -	32.800	21.153	53.953	80.59	2.375	12:26:35.135	
3 -	32.312	20.744	53.056	81.96	1.478	12:27:28.191	
4 -	31.726	20.715	52.441	82.92	0.863	12:28:20.632	
5 -	31.891	20.541	52.432	82.93	0.854	12:29:13.064	
6 -	31.267	20.536	51.803 (3)	83.94	0.225	12:30:04.867	
7 -	31.412	20.653	52.065	83.52	0.487	12:30:56.932	
8 -	31.313	20.445	51.758 (2)	84.01	0.180	12:31:48.690	
9 -	31.383	20.467	51.850	83.86	0.272	12:32:40.540	
10 -	31.795	20.460	52.255	83.21	0.677	12:33:32.795	
11 -	31.751	20.582	52.333	83.09	0.755	12:34:25.128	
12 -	31.280	20.298	51.578 (1)	84.31		12:35:16.706	

P9 281 C		Daniel FARLEY		Suzuki GSXR - F-TECH FIRE & ELECTRICAL LTD			
IDEAL LAP TIME : 51.478		BEST LAP TIME : 51.579		DIFFERENCE : 0.101			
LAP	SECTOR 1	SECTOR 2	LAP TIME	MPH	DIFF	TIME OF DAY	
1 -		21.053	1:00.073	72.38	8.494	12:25:42.756	
2 -	32.084	20.931	53.015	82.02	1.436	12:26:35.771	
3 -	32.028	20.726	52.754	82.43	1.175	12:27:28.525	
4 -	31.705	20.684	52.389	83.00	0.810	12:28:20.914	
5 -	31.005	20.574	51.579 (1)	84.30		12:29:12.493	
6 -	31.325	20.678	52.003 (3)	83.62	0.424	12:30:04.496	
7 -	31.526	21.140	52.666	82.56	1.087	12:30:57.162	
8 -	31.781	20.561	52.342	83.08	0.763	12:31:49.504	
9 -	31.376	20.708	52.084	83.49	0.505	12:32:41.588	
10 -	31.375	20.478	51.853 (2)	83.86	0.274	12:33:33.441	
11 -	31.666	20.473	52.139	83.40	0.560	12:34:25.580	
12 -	31.517	21.304	52.821	82.32	1.242	12:35:18.401	

BMCRC - MRO Championships 2023 - Rnd 1 @ Brands Hatch Indy

Reactive Parts MRO Powerbikes inc Clubman 1000

RACE 4 - SECTOR ANALYSIS



SECTOR 1 = FL to I1, SECTOR 2 = I1 to FL, DIFF = Difference To Personal Best Lap, P = Crossed Finish Line in Pit Lane, D = Time Disallowed

P10 91 C		Chris TAYLOR		BMW S1000RR - Cam Civils and Landscaping LTD		
IDEAL LAP TIME : 52.837		BEST LAP TIME : 52.966		DIFFERENCE : 0.129		
LAP	SECTOR 1	SECTOR 2	LAP TIME	MPH	DIFF	TIME OF DAY
1 -		21.304	59.539	73.03	6.573	12:25:42.222
2 -	32.459	21.010	53.469	81.32	0.503	12:26:35.691
3 -	33.052	21.660	54.712	79.48	1.746	12:27:30.403
4 -	32.631	21.238	53.869	80.72	0.903	12:28:24.272
5 -	32.660	21.447	54.107	80.37	1.141	12:29:18.379
6 -	33.136	21.274	54.410	79.92	1.444	12:30:12.789
7 -	32.781	21.307	54.088	80.39	1.122	12:31:06.877
8 -	32.330	21.035	53.365 (3)	81.48	0.399	12:32:00.242
9 -	32.370	21.216	53.586	81.15	0.620	12:32:53.828
10 -	32.400	20.812	53.212 (2)	81.72	0.246	12:33:47.040
11 -	32.025	20.941	52.966 (1)	82.10		12:34:40.006

P11 63		Matthew WREN		Suzuki GSXR - TBR performance		
IDEAL LAP TIME : 52.504		BEST LAP TIME : 53.033		DIFFERENCE : 0.529		
LAP	SECTOR 1	SECTOR 2	LAP TIME	MPH	DIFF	TIME OF DAY
1 -		21.689	1:01.434	70.78	8.401	12:25:44.117
2 -	32.461	21.756	54.217	80.20	1.184	12:26:38.334
3 -	32.930	21.696	54.626	79.60	1.593	12:27:32.960
4 -	32.722	21.614	54.336	80.03	1.303	12:28:27.296
5 -	32.478	21.031	53.509	81.26	0.476	12:29:20.805
6 -	32.763	20.982	53.745	80.91	0.712	12:30:14.550
7 -	31.901	21.132	53.033 (1)	81.99		12:31:07.583
8 -	32.107	21.204	53.311	81.57	0.278	12:32:00.894
9 -	32.057	21.051	53.108 (2)	81.88	0.075	12:32:54.002
10 -	32.557	20.603	53.160 (3)	81.80	0.127	12:33:47.162
11 -	32.446	20.821	53.267	81.63	0.234	12:34:40.429

P12 20 C		Connor SWYER		Suzuki GSXR 1000 K6 - WSC Performace & lleithyr farm & dad		
IDEAL LAP TIME : 52.648		BEST LAP TIME : 52.832		DIFFERENCE : 0.184		
LAP	SECTOR 1	SECTOR 2	LAP TIME	MPH	DIFF	TIME OF DAY
1 -		22.057	1:01.176	71.08	8.344	12:25:43.859
2 -	32.783	22.129	54.912	79.19	2.080	12:26:38.771
3 -	33.069	21.654	54.723	79.46	1.891	12:27:33.494
4 -	32.692	21.326	54.018	80.50	1.186	12:28:27.512
5 -	31.777	21.064	52.841 (2)	82.29	0.009	12:29:20.353
6 -	31.978	21.347	53.325 (3)	81.54	0.493	12:30:13.678
7 -	32.323	21.349	53.672	81.02	0.840	12:31:07.350
8 -	32.293	21.084	53.377	81.46	0.545	12:32:00.727
9 -	32.292	21.299	53.591	81.14	0.759	12:32:54.318
10 -	32.577	21.100	53.677	81.01	0.845	12:33:47.995
11 -	31.961	20.871	52.832 (1)	82.31		12:34:40.827

P13 261 C		Roberto Di GREGORIO		Ducati 899 PANIGALE - Physio Healthy		
IDEAL LAP TIME : 54.730		BEST LAP TIME : 54.730		DIFFERENCE : 0.000		
LAP	SECTOR 1	SECTOR 2	LAP TIME	MPH	DIFF	TIME OF DAY
1 -		22.207	1:02.561	69.50	7.831	12:25:45.244
2 -	34.187	22.406	56.593	76.83	1.863	12:26:41.837
3 -	33.799	22.436	56.235	77.32	1.505	12:27:38.072
4 -	33.744	22.168	55.912	77.77	1.182	12:28:33.984
5 -	33.684	21.938	55.622	78.18	0.892	12:29:29.606
6 -	33.739	21.872	55.611 (3)	78.19	0.881	12:30:25.217
7 -	33.615	22.429	56.044	77.59	1.314	12:31:21.261
8 -	33.563	21.557	55.120 (2)	78.89	0.390	12:32:16.381
9 -	33.195	21.535	54.730 (1)	79.45		12:33:11.111
10 -	33.499	22.256	55.755	77.99	1.025	12:34:06.866
11 -	33.992	22.617	56.609	76.81	1.879	12:35:03.475

BMCRC - MRO Championships 2023 - Rnd 1 @ Brands Hatch Indy

Reactive Parts MRO Powerbikes inc Clubman 1000

RACE 4 - SECTOR ANALYSIS



SECTOR 1 = FL to I1, SECTOR 2 = I1 to FL, DIFF = Difference To Personal Best Lap, P = Crossed Finish Line in Pit Lane, D = Time Disallowed

P14 184 C		Martyn DELLOW		Suzuki GSXR1000 - Kirdford Shotblasting			
IDEAL LAP TIME : 51.398		BEST LAP TIME : 51.700		DIFFERENCE : 0.302			
LAP	SECTOR 1	SECTOR 2	LAP TIME	MPH	DIFF	TIME OF DAY	
1 -		21.160	58.588	74.22	6.888	12:25:41.271	
2 -	31.457	21.293	52.750	82.43	1.050	12:26:34.021	
3 -	30.993	20.707	51.700 (1)	84.11		12:27:25.721	
4 -	31.477	21.136	52.613	82.65	0.913	12:28:18.334	
5 -	31.832	20.797	52.629	82.62	0.929	12:29:10.963	
6 -	31.424	20.892	52.316 (3)	83.12	0.616	12:30:03.279	
7 -	31.641	20.677	52.318	83.11	0.618	12:30:55.597	
8 -	31.620	20.405	52.025 (2)	83.58	0.325	12:31:47.622	
9 -	31.500	20.969	52.469	82.87	0.769	12:32:40.091	
10 -	31.987	20.448	52.435	82.93	0.735	12:33:32.526	
11 -	31.709	21.011	52.720	82.48	1.020	12:34:25.246	

P15 169		Cory SMITH		Suzuki K1 1000 -			
IDEAL LAP TIME : 54.447		BEST LAP TIME : 54.626		DIFFERENCE : 0.179			
LAP	SECTOR 1	SECTOR 2	LAP TIME	MPH	DIFF	TIME OF DAY	
1 -		22.447	1:03.337	68.65	8.711	12:25:46.020	
2 -	33.984	21.917	55.901 (3)	77.79	1.275	12:26:41.921	
3 -	33.959	22.282	56.241	77.32	1.615	12:27:38.162	
4 -	32.883	21.935	54.818 (2)	79.32	0.192	12:28:32.980	
5 -	32.530	22.096	54.626 (1)	79.60		12:29:27.606	

P16 45		Chad HASHMI		Suzuki GSXR1000 -			
IDEAL LAP TIME : 51.277		BEST LAP TIME : 51.277		DIFFERENCE : 0.000			
LAP	SECTOR 1	SECTOR 2	LAP TIME	MPH	DIFF	TIME OF DAY	
1 -		20.701	57.174	76.05	5.897	12:25:39.857	
2 -	30.778	20.499	51.277 (1)	84.80		12:26:31.134	
3 -	31.026	20.795	51.821 (2)	83.91	0.544	12:27:22.955	

BMCRC - MRO Championships 2023 - Rnd 1 @ Brands Hatch Indy

Reactive Parts MRO Powerbikes inc Clubman 1000

RACE 4 - BEST SECTORS

SECTOR 1			SECTOR 2			IDEAL / BEST COMPARISON						
POS	NO	NAME	TIME	NO	NAME	TIME	POS	NO	NAME	IDEAL	BEST	DIFF
									PERFECT LAP	48.029		
1	26	WAINWRIGHT	28.822	26	WAINWRIGHT	19.207	1	26	WAINWRIGHT	48.029	48.029	0.000
2	53	McGLYNN	29.431	48	WILSON	19.556	2	53	McGLYNN	49.010	49.169	0.159
3	48	WILSON	29.502	53	McGLYNN	19.579	3	48	WILSON	49.058	49.173	0.115
4	21	CROUCHER	30.025	21	CROUCHER	19.818	4	21	CROUCHER	49.843	49.939	0.096
5	17	BAKER	30.534	17	BAKER	20.109	5	17	BAKER	50.643	50.773	0.130
6	188	KRAWIECKI	30.708	37	GROVER	20.298	6	45	HASHMI	51.277	51.277	0.000
7	45	HASHMI	30.778	184	DELLOW	20.405	7	188	KRAWIECKI	51.299	51.352	0.053
8	184	DELLOW	30.993	224	HEALEY	20.426	8	184	DELLOW	51.398	51.700	0.302
9	281	FARLEY	31.005	281	FARLEY	20.473	9	281	FARLEY	51.478	51.579	0.101
10	224	HEALEY	31.197	45	HASHMI	20.499	10	37	GROVER	51.565	51.578	0.013
11	37	GROVER	31.267	188	KRAWIECKI	20.591	11	224	HEALEY	51.623	51.769	0.146
12	20	SWYER	31.777	63	WREN	20.603	12	63	WREN	52.504	53.033	0.529
13	63	WREN	31.901	91	TAYLOR	20.812	13	20	SWYER	52.648	52.832	0.184
14	91	TAYLOR	32.025	20	SWYER	20.871	14	91	TAYLOR	52.837	52.966	0.129
15	169	SMITH	32.530	261	GREGORIO	21.535	15	169	SMITH	54.447	54.626	0.179
16	261	GREGORIO	33.195	169	SMITH	21.917	16	261	GREGORIO	54.730	54.730	0.000

BMCRC - MRO Championships 2023 - Rnd 1 @ Brands Hatch Indy

Reactive Parts MRO Powerbikes inc Clubman 1000

RACE 4 - STATISTICS

Competitors Started 16
Planned Start 2023-03-11 @ 12:44:00.000
Actual Start 2023-03-11 @ 12:24:42.682
Finish Time 2023-03-11 @ 12:34:33.372
Track Length 1.2079mi.
Total Laps 171
Total Distance Covered 206.5586mi.

Session Fastest Lap History

NO	CL	NAME	LAP TIME	TIME OF DAY	LAP	VEHICLE
26		Josh WAINWRIGHT	48.909	12:26:26.369	2	Honda CBR1000
26		Josh WAINWRIGHT	48.431	12:27:14.800	3	Honda CBR1000
26		Josh WAINWRIGHT	48.029	12:28:02.830	4	Honda CBR1000

Session Leader History

NO	CL	NAME	FROM LAP	LAPS LED	DISTANCE	VEHICLE
26		Josh WAINWRIGHT	1	12	14.49 miles	Honda CBR1000

Flag History

TYPE	TIME OF DAY
GREEN	12:24:42.682
FINISH	12:34:33.372

Flag Statistics

TYPE	COUNT	TOTAL LAPS	TOTAL TIME
Green	1	12	11:07.811
Red	0	0	0.000
Safety Car	0	0	0.000
FCY	0	0	0.000

BMCRC - MRO Championships 2023 - Rnd 1 @ Brands Hatch Indy

Reactive Parts MRO Powerbikes inc Clubman 1000

RACE 4 - STATISTICS

CLASS :

9 Starters

Fastest Lap History

NO	NAME	LAP TIME	TIME OF DAY	LAP	VEHICLE
26	Josh WAINWRIGHT	48.909	12:26:26.369	2	Honda CBR1000
26	Josh WAINWRIGHT	48.431	12:27:14.800	3	Honda CBR1000
26	Josh WAINWRIGHT	48.029	12:28:02.830	4	Honda CBR1000

Leader History

NO	NAME	FROM LAP	LAPS LED	DISTANCE	VEHICLE
26	Josh WAINWRIGHT	1	12	14.49 miles	Honda CBR1000

BMCRC - MRO Championships 2023 - Rnd 1 @ Brands Hatch Indy

Reactive Parts MRO Powerbikes inc Clubman 1000

RACE 4 - STATISTICS

CLASS : C

7 Starters

Fastest Lap History

NO	NAME	LAP TIME	TIME OF DAY	LAP	VEHICLE
184	Martyn DELLOW	52.750	12:26:34.044	2	Suzuki GSXR1000
184	Martyn DELLOW	51.700	12:27:25.744	3	Suzuki GSXR1000
281	Daniel FARLEY	51.579	12:29:12.516	5	Suzuki GSXR
37	Clayton GROVER	51.578	12:35:16.714	12	Yamaha R1

Leader History

NO	NAME	FROM LAP	LAPS LED	DISTANCE	VEHICLE
37	Clayton GROVER	1	1	1.20 miles	Yamaha R1
184	Martyn DELLOW	2	8	9.66 miles	Suzuki GSXR1000
224	Lee HEALEY	10	3	3.62 miles	Suzuki GSXR 1000R


BMCRC - MRO Championships 2023 - Rnd 1 @ Brands Hatch Indy

Reactive Parts MRO Powerbikes inc Clubman 1000

RACE 4 - GRID (15 Laps)



ROW 6	18 134 Donald GILBERT	17 85 Paul MICHELL	16 261 Roberto Di GREGORIO	54.730
ROW 5	15 169 Cory SMITH	14 63 Matthew WREN	13 91 Chris TAYLOR	54.626 53.033 52.966
ROW 4	12 20 Connor SWYER	11 224 Lee HEALEY	10 184 Martyn DELLOW	52.832 51.769 51.700
ROW 3	9 281 Daniel FARLEY	8 37 Clayton GROVER	7 188 Dawid KRAWIECKI	51.579 51.578 51.352
ROW 2	6 45 Chad HASHMI	5 17 Philip BAKER	4 21 Jack CROUCHER	51.277 50.773 49.939
ROW 1	3 48 Nicky WILSON	2 53 Seamus McGLYNN	1 26 Josh WAINWRIGHT	49.173 49.169 48.029
	Pole			



Brands Hatch Indy: 1.2079 miles

These results are provisional until the conclusion of any judicial and technical matters.

Clerk Of Course :	Stewards :	Timekeeper : <i>Craig Smith</i>
-------------------	------------	------------------------------------

Results can be found at www.tsl-timing.com

Printed - 12:39 Saturday, 11 March 2023





BMCRC - MRO Championships 2023 - Rnd 1 @ Brands Hatch Indy

Reactive Parts MRO Powerbikes inc Clubman 1000



RACE 4 - CLASSIFICATION

POS	NO	CL	PIC NAME	ENTRY	LAPS	TIME	GAP	DIFF	MPH	BEST	ON
1	26		1 Josh WAINWRIGHT	Honda CBR1000 - JW MOT Centre	15	12:26.850			87.33	48.812	6
2	53		2 Seamus McGLYNN	Yamaha R1 - S and d build and design Ltd	15	12:37.410	10.560	10.560	86.12	49.653	4
3	21		3 Jack CROUCHER	Kawasaki ZX10R - Trendy lofts	15	12:45.485	18.635	8.075	85.21	49.609	15
4	48		4 Nicky WILSON	Suzuki GSXR 1000 - Demon GP/Haslemere Motorc	15	12:57.705	30.855	12.220	83.87	50.632	7
5	188		5 Dawid KRAWIECKI	Yamaha R1 - Code Blue LTD & D A East Electrical	15	13:09.553	42.703	11.848	82.61	51.522	13
6	49		6 Luke WALLINGTON	Triumph 765 DAYTONA - Elmech Racing	15	13:11.060	44.210	1.507	82.45	51.509	13
7	17		7 Philip BAKER	BMW S1000RR - Paul & Justine Bushell	15	13:14.660	47.810	3.600	82.08	51.765	6
8	37	C	1 Clayton GROVER	Yamaha R1 - Grover stunts	14	12:26.925	1 Lap	1 Lap	81.50	51.530	14
9	224	C	2 Lee HEALEY	Suzuki GSXR 1000R - Wilvin UK Ltd / Uniq3 Project	14	12:27.101	1 Lap	0.176	81.48	51.860	14
10	281	C	3 Daniel FARLEY	Suzuki GSXR - F-TECH FIRE & ELECTRICAL LTD	14	12:28.067	1 Lap	0.966	81.38	52.028	14
11	83		8 Jason SIGGS	Yamaha R1 -	14	12:28.704	1 Lap	0.637	81.31	51.550	11
12	63		9 Matthew WREN	Suzuki GSXR - TBR performance	14	12:34.502	1 Lap	5.798	80.68	52.950	10
13	91	C	4 Chris TAYLOR	BMW S1000RR - Cam Civils and Landscaping LTD	14	12:44.287	1 Lap	9.785	79.65	53.206	11
14	20	C	5 Connor SWYER	Suzuki GSXR 1000 K6 - WSC Performace & lleithyr	14	12:50.475	1 Lap	6.188	79.01	52.556	13
15	261	C	6 Roberto Di GREGORIO	Ducati 899 PANIGALE - Physio Healthy	14	13:00.736	1 Lap	10.261	77.97	54.345	12
16	34	C	7 Ben CHEESEMAN	Kawasaki ZX10R -	14	13:09.770	1 Lap	9.034	77.08	54.459	5

NOT CLASSIFIED

DNF	7	C	Seb JENKINS	Suzuki GSX-R 1000 - Long hours and hard graft	11	10:12.969	4 Laps	3 Laps	78.03	53.560	9
DNF	169		Cory SMITH	Suzuki K1 1000 -	10	9:06.952	5 Laps	1 Lap	79.50	52.441	10

FASTEST LAP

	26		Josh WAINWRIGHT	Honda CBR1000 - JW MOT Centre	6	48.812			89.08 mph	143.37 kph	
	37	C	Clayton GROVER	Yamaha R1 - Grover stunts	14	51.530			84.38 mph	135.81 kph	

Class - 92.5% of Race Speed = 80.78 mph
 Class C - 92.5% of Race Speed = 75.38 mph

Weather / Track : Cloudy / Dry

These results are provisional until the conclusion of any judicial and technical matters.

Race Distance: 15 Laps / 18.11 miles

Brands Hatch Indy: 1.2079 miles

Date: 12/03/2023 Start: 11:09 Finish: 11:22

Clerk Of Course :	Stewards :	Timekeeper : <i>Craig Smith</i>
-------------------	------------	------------------------------------

Results can be found at www.tsl-timing.com

Printed - 11:44 Sunday, 12 March 2023



BMCRC - MRO Championships 2023 - Rnd 1 @ Brands Hatch Indy

Reactive Parts MRO Powerbikes inc Clubman 1000

RACE 4 - LAP CHART

LAP 1 @ 11:10:39.700

NO	BEHIND	LAP TIME
26		54.712
53	0.488	55.200
17	2.806	57.518
21	2.889	57.601
48	3.026	57.738
188	3.650	58.362
37	5.151	59.863
281	5.508	1:00.220
224	5.693	1:00.405
63	5.924	1:00.636
49	6.355	1:01.067
91	7.371	1:02.083
34	8.214	1:02.926
83	8.350	1:03.062
169	8.839	1:03.551
261	9.287	1:03.999
20	10.691	1:05.403
7	10.859	1:05.571

LAP 2 @ 11:11:29.403

NO	BEHIND	LAP TIME
26		49.703
53	1.047	50.262
21	5.160	51.974
17	6.205	53.102
48	6.338	53.015
188	6.815	52.868
224	9.516	53.526
37	9.745	54.297
281	9.900	54.095
49	11.089	54.437
63	11.395	55.174
91	12.632	54.964
83	13.339	54.692
34	14.442	55.931
169	15.122	55.986
261	15.891	56.307
20	16.926	55.938
7	17.135	55.979

LAP 3 @ 11:12:18.685

NO	BEHIND	LAP TIME
26		49.282
53	1.685	49.920
21	6.998	51.120
48	8.399	51.343
17	9.678	52.755
188	9.958	52.425
37	14.099	53.636
224	14.121	53.887
281	14.332	53.714
49	14.674	52.867
63	15.350	53.237
91	17.935	54.585
83	18.140	54.083
34	19.904	54.744
169	20.622	54.782
261	21.912	55.303
20	22.771	55.127
7	23.275	55.422

LAP 4 @ 11:13:07.807

NO	BEHIND	LAP TIME
26		49.122
53	2.216	49.653
21	8.910	51.034
48	10.589	51.312
17	12.783	52.227
188	13.002	52.166
37	17.632	52.655
281	18.094	52.884
224	18.486	53.487
49	18.606	53.054
63	19.250	53.022
91	23.044	54.231
83	23.128	54.110
34	25.445	54.663
169	25.954	54.454
261	27.740	54.950
20	29.001	55.352
7	29.117	54.964

LAP 5 @ 11:13:56.679

NO	BEHIND	LAP TIME
26		48.872
53	3.098	49.754
21	10.635	50.597
48	12.687	50.970
17	16.214	52.303
188	16.610	52.480
37	21.657	52.897
49	22.144	52.410
281	22.698	53.476
224	22.976	53.362
63	23.440	53.062
91	27.771	53.599
83	27.886	53.630
34	31.032	54.459
169	31.269	54.187
261	33.856	54.988
20	35.032	54.903
7	35.137	54.892

LAP 6 @ 11:14:45.491

NO	BEHIND	LAP TIME
26		48.812
53	4.153	49.867
21	12.332	50.509
48	14.860	50.985
17	19.167	51.765
188	19.535	51.737
49	25.391	52.059
37	25.669	52.824
281	27.341	53.455
224	27.493	53.329
63	27.760	53.132
83	31.715	52.641
91	32.963	54.004
169	35.843	53.386
34	37.525	55.305
261	41.366	56.322
7	41.443	55.118
20	41.867	55.647

LAP 7 @ 11:15:34.431

NO	BEHIND	LAP TIME
26		48.940
53	4.981	49.768
21	13.858	50.466
48	16.552	50.632
17	22.181	51.954
188	22.365	51.770
49	28.434	51.983
37	29.158	52.429
281	31.362	52.961
224	31.486	52.933
63	32.289	53.469
83	34.634	51.859
91	37.830	53.807
169	39.722	52.819
34	43.742	55.157
261	46.860	54.434
7	47.081	54.578
20	47.397	54.470

LAP 8 @ 11:16:23.714

NO	BEHIND	LAP TIME
26		49.283
53	5.911	50.213
21	15.123	50.548
48	17.971	50.702
17	25.034	52.136
188	25.295	52.213
49	30.678	51.527
37	32.122	52.247
281	34.779	52.700
224	34.860	52.657
63	36.295	53.289
83	36.961	51.610
91	42.326	53.779
169	42.963	52.524
34	49.566	55.107

LAP 9 @ 11:17:13.979

NO	BEHIND	LAP TIME
26		50.265
7	1 Lap	54.310
20	1 Lap	54.476
261	1 Lap	55.524
53	6.366	50.720
21	15.086	50.228
48	18.481	50.775
17	27.014	52.245
188	27.444	52.414
49	32.089	51.676
37	34.619	52.762
224	36.743	52.148
281	37.550	53.036
83	39.265	52.569
63	39.333	53.303
169	45.520	52.822
91	46.401	54.340

LAP 10 @ 11:18:03.180

NO	BEHIND	LAP TIME
26		49.201
7	1 Lap	53.560

34	1 Lap	56.131
20	1 Lap	53.452
53	7.667	50.502
261	1 Lap	54.531
21	16.288	50.403
48	20.138	50.858
17	29.695	51.882
188	30.273	52.030
49	34.673	51.785
37	38.494	53.076
224	39.442	51.900
281	40.694	52.345
83	42.176	52.112
63	43.082	52.950
169	48.760	52.441

LAP 11 @ 11:18:52.524

NO	BEHIND	LAP TIME
26		49.344
91	1 Lap	53.740
53	9.431	51.108
7	1 Lap	54.277
20	1 Lap	54.276
261	1 Lap	54.726
34	1 Lap	56.701
21	17.064	50.120
48	21.969	51.175
17	33.461	53.110
188	33.732	52.803
49	37.228	51.899
37	42.363	53.213
224	42.741	52.643
281	43.731	52.381
83	44.382	51.550
63	47.005	53.267

LAP 12 @ 11:19:41.851

NO	BEHIND	LAP TIME
26		49.327
91	1 Lap	53.206
53	10.206	50.102
20	1 Lap	53.211
7	1 Lap	54.298
21	18.608	50.871
261	1 Lap	54.505
34	1 Lap	57.499
48	23.649	51.007
17	37.039	52.905
188	37.295	52.890
49	39.419	51.518
37	45.752	52.716
224	45.999	52.585
281	46.795	52.391
83	46.921	51.866

LAP 13 @ 11:20:31.320

NO	BEHIND	LAP TIME
26		49.469
63	1 Lap	53.207
91	1 Lap	53.379
53	10.651	49.914
20	1 Lap	52.782
21	19.780	50.641
261	1 Lap	54.345

48	27.434	53.254
34	1 Lap	57.252
188	39.348	51.522
17	41.260	53.690
49	41.459	51.509
224	48.909	52.379
37	49.063	52.780
281	49.707	52.381

LAP 14 @ 11:21:21.129

NO	BEHIND	LAP TIME
26		49.809
83	1 Lap	52.437
63	1 Lap	52.952
53	11.100	50.258
91	1 Lap	53.889
21	19.735	49.764
20	1 Lap	52.556
261	1 Lap	55.676
48	29.552	51.927
34	1 Lap	56.815
188	41.807	52.268
49	43.275	51.625
17	45.094	53.643

LAP 15 @ 11:22:11.838

NO	BEHIND	LAP TIME
26		50.709
37	1 Lap	51.530
224	1 Lap	51.860
281	1 Lap	52.028
83	1 Lap	52.483
63	1 Lap	53.802
53	10.560	50.169
91	1 Lap	54.681
21	18.635	49.609
20	1 Lap	52.882
48	30.855	52.012
261	1 Lap	55.126
188	42.703	51.605
34	1 Lap	57.080
49	44.210	51.644
17	47.810	53.425

BMCRC - MRO Championships 2023 - Rnd 1 @ Brands Hatch Indy

Reactive Parts MRO Powerbikes inc Clubman 1000

RACE 4 - POSITION CHART

No	Name	Lap															
		Pos	1	2	3	4	5	6	7	8	9	10	11	12	13	14	15
26	WAINWRIGHT	1	26	26	26	26	26	26	26	26	26	26	26	26	26	26	26
53	McGLYNN	2	53	53	53	53	53	53	53	53	53	53	53	53	53	53	53
48	WILSON	3	17	21	21	21	21	21	21	21	21	21	21	21	21	21	21
21	CROUCHER	4	21	17	48	48	48	48	48	48	48	48	48	48	48	48	48
17	BAKER	5	48	48	17	17	17	17	17	17	17	17	17	17	188	188	188
188	KRAWIECKI	6	188	188	188	188	188	188	188	188	188	188	188	188	17	49	49
37	GROVER	7	37	224	37	37	37	49	49	49	49	49	49	49	49	17	17
281	FARLEY	8	281	37	224	281	49	37	37	37	37	37	37	37	224	37	
224	HEALEY	9	224	281	281	224	281	281	281	281	224	224	224	224	37	224	
20	SWYER	10	63	49	49	49	224	224	224	224	281	281	281	281	281	281	
91	TAYLOR	11	49	63	63	63	63	63	63	63	83	83	83	83	83	83	
63	WREN	12	91	91	91	91	91	83	83	83	63	63	63	63	63	63	
169	SMITH	13	34	83	83	83	83	91	91	91	169	169	91	91	91	91	
261	GREGORIO	14	83	34	34	34	34	169	169	169	91	91	20	20	20	20	
83	SIGGS	15	169	169	169	169	169	34	34	34	7	7	7	261	261	261	
34	CHEESEMAN	16	261	261	261	261	261	261	261	7	34	20	261	34	34	34	
7	JENKINS	17	20	20	20	20	20	7	7	20	20	261	34				
49	WALLINGTON	18	7	7	7	7	7	20	20	261	261	34					

BMCRC - MRO Championships 2023 - Rnd 1 @ Brands Hatch Indy

Reactive Parts MRO Powerbikes inc Clubman 1000

RACE 4 - SECTOR ANALYSIS



SECTOR 1 = FL to I1, SECTOR 2 = I1 to FL, DIFF = Difference To Personal Best Lap, P = Crossed Finish Line in Pit Lane, D = Time Disallowed

P1 26		Josh WAINWRIGHT		Honda CBR1000 - JW MOT Centre		
IDEAL LAP TIME : 48.695		BEST LAP TIME : 48.812		DIFFERENCE : 0.117		
LAP	SECTOR 1	SECTOR 2	LAP TIME	MPH	DIFF	TIME OF DAY
1 -		19.851	54.712	79.48	5.900	11:10:39.700
2 -	30.099	19.604	49.703	87.49	0.891	11:11:29.403
3 -	29.763	19.519	49.282	88.23	0.470	11:12:18.685
4 -	29.533	19.589	49.122	88.52	0.310	11:13:07.807
5 -	29.379	19.493	48.872 (2)	88.97	0.060	11:13:56.679
6 -	29.496	19.316	48.812 (1)	89.08		11:14:45.491
7 -	29.393	19.547	48.940 (3)	88.85	0.128	11:15:34.431
8 -	29.724	19.559	49.283	88.23	0.471	11:16:23.714
9 -	30.706	19.559	50.265	86.51	1.453	11:17:13.979
10 -	29.602	19.599	49.201	88.38	0.389	11:18:03.180
11 -	29.796	19.548	49.344	88.12	0.532	11:18:52.524
12 -	29.687	19.640	49.327	88.15	0.515	11:19:41.851
13 -	29.772	19.697	49.469	87.90	0.657	11:20:31.320
14 -	29.566	20.243	49.809	87.30	0.997	11:21:21.129
15 -	30.476	20.233	50.709	85.75	1.897	11:22:11.838

P2 53		Seamus McGLYNN		Yamaha R1 - S and d build and design Ltd		
IDEAL LAP TIME : 49.598		BEST LAP TIME : 49.653		DIFFERENCE : 0.055		
LAP	SECTOR 1	SECTOR 2	LAP TIME	MPH	DIFF	TIME OF DAY
1 -		20.022	55.200	78.77	5.547	11:10:40.188
2 -	30.483	19.779	50.262	86.51	0.609	11:11:30.450
3 -	30.049	19.871	49.920	87.11	0.267	11:12:20.370
4 -	29.970	19.683	49.653 (1)	87.57		11:13:10.023
5 -	30.058	19.696	49.754 (2)	87.40	0.101	11:13:59.777
6 -	30.056	19.811	49.867	87.20	0.214	11:14:49.644
7 -	29.915	19.853	49.768 (3)	87.37	0.115	11:15:39.412
8 -	30.166	20.047	50.213	86.60	0.560	11:16:29.625
9 -	30.526	20.194	50.720	85.73	1.067	11:17:20.345
10 -	30.285	20.217	50.502	86.10	0.849	11:18:10.847
11 -	31.257	19.851	51.108	85.08	1.455	11:19:01.955
12 -	30.087	20.015	50.102	86.79	0.449	11:19:52.057
13 -	29.973	19.941	49.914	87.12	0.261	11:20:41.971
14 -	30.371	19.887	50.258	86.52	0.605	11:21:32.229
15 -	30.185	19.984	50.169	86.67	0.516	11:22:22.398

P3 21		Jack CROUCHER		Kawasaki ZX10R - Trendy lofts		
IDEAL LAP TIME : 49.558		BEST LAP TIME : 49.609		DIFFERENCE : 0.051		
LAP	SECTOR 1	SECTOR 2	LAP TIME	MPH	DIFF	TIME OF DAY
1 -		20.790	57.601	75.49	7.992	11:10:42.589
2 -	31.472	20.502	51.974	83.66	2.365	11:11:34.563
3 -	30.839	20.281	51.120	85.06	1.511	11:12:25.683
4 -	30.761	20.273	51.034	85.20	1.425	11:13:16.717
5 -	30.524	20.073	50.597	85.94	0.988	11:14:07.314
6 -	30.350	20.159	50.509	86.09	0.900	11:14:57.823
7 -	30.384	20.082	50.466	86.16	0.857	11:15:48.289
8 -	30.468	20.080	50.548	86.02	0.939	11:16:38.837
9 -	30.336	19.892	50.228	86.57	0.619	11:17:29.065
10 -	30.278	20.125	50.403	86.27	0.794	11:18:19.468
11 -	30.114	20.006	50.120 (3)	86.76	0.511	11:19:09.588
12 -	30.901	19.970	50.871	85.48	1.262	11:20:00.459
13 -	30.654	19.987	50.641	85.87	1.032	11:20:51.100
14 -	30.000	19.764	49.764 (2)	87.38	0.155	11:21:40.864
15 -	29.794	19.815	49.609 (1)	87.65		11:22:30.473

BMCRC - MRO Championships 2023 - Rnd 1 @ Brands Hatch Indy

Reactive Parts MRO Powerbikes inc Clubman 1000

RACE 4 - SECTOR ANALYSIS



SECTOR 1 = FL to I1, SECTOR 2 = I1 to FL, DIFF = Difference To Personal Best Lap, P = Crossed Finish Line in Pit Lane, D = Time Disallowed

P4 48		Nicky WILSON		Suzuki GSXR 1000 - Demon GP/Haslemere Motorcycles			
IDEAL LAP TIME : 50.559		BEST LAP TIME : 50.632		DIFFERENCE : 0.073			
LAP	SECTOR 1	SECTOR 2	LAP TIME	MPH	DIFF	TIME OF DAY	
1 -		20.517	57.738	75.31	7.106	11:10:42.726	
2 -	32.507	20.508	53.015	82.02	2.383	11:11:35.741	
3 -	30.982	20.361	51.343	84.69	0.711	11:12:27.084	
4 -	31.091	20.221	51.312	84.74	0.680	11:13:18.396	
5 -	30.825	20.145	50.970	85.31	0.338	11:14:09.366	
6 -	30.789	20.196	50.985	85.29	0.353	11:15:00.351	
7 -	30.556	20.076	50.632 (1)	85.88		11:15:50.983	
8 -	30.483	20.219	50.702 (2)	85.76	0.070	11:16:41.685	
9 -	30.616	20.159	50.775 (3)	85.64	0.143	11:17:32.460	
10 -	30.687	20.171	50.858	85.50	0.226	11:18:23.318	
11 -	30.939	20.236	51.175	84.97	0.543	11:19:14.493	
12 -	30.805	20.202	51.007	85.25	0.375	11:20:05.500	
13 -	32.439	20.815	53.254	81.65	2.622	11:20:58.754	
14 -	31.359	20.568	51.927	83.74	1.295	11:21:50.681	
15 -	31.176	20.836	52.012	83.60	1.380	11:22:42.693	

P5 188		Dawid KRAWIECKI		Yamaha R1 - Code Blue LTD & D A East Electrical			
IDEAL LAP TIME : 51.340		BEST LAP TIME : 51.522		DIFFERENCE : 0.182			
LAP	SECTOR 1	SECTOR 2	LAP TIME	MPH	DIFF	TIME OF DAY	
1 -		20.905	58.362	74.50	6.840	11:10:43.350	
2 -	32.184	20.684	52.868	82.25	1.346	11:11:36.218	
3 -	31.810	20.615	52.425	82.94	0.903	11:12:28.643	
4 -	31.584	20.582	52.166	83.36	0.644	11:13:20.809	
5 -	31.849	20.631	52.480	82.86	0.958	11:14:13.289	
6 -	31.384	20.353	51.737 (3)	84.05	0.215	11:15:05.026	
7 -	31.356	20.414	51.770	83.99	0.248	11:15:56.796	
8 -	31.644	20.569	52.213	83.28	0.691	11:16:49.009	
9 -	31.530	20.884	52.414	82.96	0.892	11:17:41.423	
10 -	31.296	20.734	52.030	83.57	0.508	11:18:33.453	
11 -	31.895	20.908	52.803	82.35	1.281	11:19:26.256	
12 -	32.178	20.712	52.890	82.21	1.368	11:20:19.146	
13 -	31.350	20.172	51.522 (1)	84.40		11:21:10.668	
14 -	31.380	20.888	52.268	83.19	0.746	11:22:02.936	
15 -	31.168	20.437	51.605 (2)	84.26	0.083	11:22:54.541	

P6 49 C		Luke WALLINGTON		Triumph 765 DAYTONA - Elmech Racing			
IDEAL LAP TIME : 51.318		BEST LAP TIME : 51.509		DIFFERENCE : 0.191			
LAP	SECTOR 1	SECTOR 2	LAP TIME	MPH	DIFF	TIME OF DAY	
1 -		21.419	1:01.067	71.20	9.558	11:10:46.055	
2 -	33.243	21.194	54.437	79.88	2.928	11:11:40.492	
3 -	32.034	20.833	52.867	82.25	1.358	11:12:33.359	
4 -	32.286	20.768	53.054	81.96	1.545	11:13:26.413	
5 -	31.835	20.575	52.410	82.97	0.901	11:14:18.823	
6 -	31.520	20.539	52.059	83.53	0.550	11:15:10.882	
7 -	31.463	20.520	51.983	83.65	0.474	11:16:02.865	
8 -	31.070	20.457	51.527 (3)	84.39	0.018	11:16:54.392	
9 -	31.111	20.565	51.676	84.15	0.167	11:17:46.068	
10 -	31.276	20.509	51.785	83.97	0.276	11:18:37.853	
11 -	31.180	20.719	51.899	83.78	0.390	11:19:29.752	
12 -	31.066	20.452	51.518 (2)	84.40	0.009	11:20:21.270	
13 -	30.866	20.643	51.509 (1)	84.42		11:21:12.779	
14 -	31.119	20.506	51.625	84.23	0.116	11:22:04.404	
15 -	31.135	20.509	51.644	84.20	0.135	11:22:56.048	

BMCRC - MRO Championships 2023 - Rnd 1 @ Brands Hatch Indy

Reactive Parts MRO Powerbikes inc Clubman 1000

RACE 4 - SECTOR ANALYSIS



SECTOR 1 = FL to I1, SECTOR 2 = I1 to FL, DIFF = Difference To Personal Best Lap, P = Crossed Finish Line in Pit Lane, D = Time Disallowed

P7 17 Philip BAKER		BMW S1000RR - Paul & Justine Bushell				
IDEAL LAP TIME : 51.765		BEST LAP TIME : 51.765		DIFFERENCE : 0.000		
LAP	SECTOR 1	SECTOR 2	LAP TIME	MPH	DIFF	TIME OF DAY
1 -		20.973	57.518	75.60	5.753	11:10:42.506
2 -	32.586	20.516	53.102	81.89	1.337	11:11:35.608
3 -	32.169	20.586	52.755	82.43	0.990	11:12:28.363
4 -	31.644	20.583	52.227	83.26	0.462	11:13:20.590
5 -	31.828	20.475	52.303	83.14	0.538	11:14:12.893
6 -	31.407	20.358	51.765 (1)	84.00		11:15:04.658
7 -	31.537	20.417	51.954 (3)	83.70	0.189	11:15:56.612
8 -	31.628	20.508	52.136	83.40	0.371	11:16:48.748
9 -	31.637	20.608	52.245	83.23	0.480	11:17:40.993
10 -	31.512	20.370	51.882 (2)	83.81	0.117	11:18:32.875
11 -	32.221	20.889	53.110	81.87	1.345	11:19:25.985
12 -	32.229	20.676	52.905	82.19	1.140	11:20:18.890
13 -	32.726	20.964	53.690	80.99	1.925	11:21:12.580
14 -	32.808	20.835	53.643	81.06	1.878	11:22:06.223
15 -	32.479	20.946	53.425	81.39	1.660	11:22:59.648

P8 37 C Clayton GROVER		Yamaha R1 - Grover stunts				
IDEAL LAP TIME : 51.510		BEST LAP TIME : 51.530		DIFFERENCE : 0.020		
LAP	SECTOR 1	SECTOR 2	LAP TIME	MPH	DIFF	TIME OF DAY
1 -		21.455	59.863	72.64	8.333	11:10:44.851
2 -	33.373	20.924	54.297	80.08	2.767	11:11:39.148
3 -	32.559	21.077	53.636	81.07	2.106	11:12:32.784
4 -	31.904	20.751	52.655	82.58	1.125	11:13:25.439
5 -	32.108	20.789	52.897	82.20	1.367	11:14:18.336
6 -	32.227	20.597	52.824	82.32	1.294	11:15:11.160
7 -	31.822	20.607	52.429 (3)	82.94	0.899	11:16:03.589
8 -	31.655	20.592	52.247 (2)	83.23	0.717	11:16:55.836
9 -	32.042	20.720	52.762	82.41	1.232	11:17:48.598
10 -	32.262	20.814	53.076	81.93	1.546	11:18:41.674
11 -	32.514	20.699	53.213	81.72	1.683	11:19:34.887
12 -	32.078	20.638	52.716	82.49	1.186	11:20:27.603
13 -	32.031	20.749	52.780	82.39	1.250	11:21:20.383
14 -	30.918	20.612	51.530 (1)	84.38		11:22:11.913

P9 224 C Lee HEALEY		Suzuki GSXR 1000R - Wilvin UK Ltd / Uniq3 Projects Ltd				
IDEAL LAP TIME : 51.860		BEST LAP TIME : 51.860		DIFFERENCE : 0.000		
LAP	SECTOR 1	SECTOR 2	LAP TIME	MPH	DIFF	TIME OF DAY
1 -		21.573	1:00.405	71.98	8.545	11:10:45.393
2 -	32.667	20.859	53.526	81.24	1.666	11:11:38.919
3 -	32.542	21.345	53.887	80.69	2.027	11:12:32.806
4 -	32.448	21.039	53.487	81.30	1.627	11:13:26.293
5 -	32.493	20.869	53.362	81.49	1.502	11:14:19.655
6 -	32.389	20.940	53.329	81.54	1.469	11:15:12.984
7 -	31.963	20.970	52.933	82.15	1.073	11:16:05.917
8 -	31.910	20.747	52.657	82.58	0.797	11:16:58.574
9 -	31.452	20.696	52.148 (3)	83.38	0.288	11:17:50.722
10 -	31.464	20.436	51.900 (2)	83.78	0.040	11:18:42.622
11 -	31.950	20.693	52.643	82.60	0.783	11:19:35.265
12 -	31.864	20.721	52.585	82.69	0.725	11:20:27.850
13 -	31.781	20.598	52.379	83.02	0.519	11:21:20.229
14 -	31.431	20.429	51.860 (1)	83.85		11:22:12.089

BMCRC - MRO Championships 2023 - Rnd 1 @ Brands Hatch Indy

Reactive Parts MRO Powerbikes inc Clubman 1000

RACE 4 - SECTOR ANALYSIS



SECTOR 1 = FL to I1, SECTOR 2 = I1 to FL, DIFF = Difference To Personal Best Lap, P = Crossed Finish Line in Pit Lane, D = Time Disallowed

P10 281 C Daniel FARLEY		Suzuki GSXR - F-TECH FIRE & ELECTRICAL LTD				
IDEAL LAP TIME : 51.973		BEST LAP TIME : 52.028		DIFFERENCE : 0.055		
LAP	SECTOR 1	SECTOR 2	LAP TIME	MPH	DIFF	TIME OF DAY
1 -		21.596	1:00.220	72.21	8.192	11:10:45.208
2 -	33.151	20.944	54.095	80.38	2.067	11:11:39.303
3 -	32.584	21.130	53.714	80.95	1.686	11:12:33.017
4 -	31.920	20.964	52.884	82.22	0.856	11:13:25.901
5 -	32.488	20.988	53.476	81.31	1.448	11:14:19.377
6 -	32.322	21.133	53.455	81.35	1.427	11:15:12.832
7 -	31.978	20.983	52.961	82.10	0.933	11:16:05.793
8 -	31.838	20.862	52.700	82.51	0.672	11:16:58.493
9 -	32.061	20.975	53.036	81.99	1.008	11:17:51.529
10 -	31.689	20.656	52.345 (2)	83.07	0.317	11:18:43.874
11 -	31.498	20.883	52.381 (3)	83.01	0.353	11:19:36.255
12 -	31.782	20.609	52.391	83.00	0.363	11:20:28.646
13 -	31.473	20.908	52.381 (3)	83.01	0.353	11:21:21.027
14 -	31.364	20.664	52.028 (1)	83.58		11:22:13.055

P11 83 Jason SIGGS		Yamaha R1 -				
IDEAL LAP TIME : 51.408		BEST LAP TIME : 51.550		DIFFERENCE : 0.142		
LAP	SECTOR 1	SECTOR 2	LAP TIME	MPH	DIFF	TIME OF DAY
1 -		22.177	1:03.062	68.95	11.512	11:10:48.050
2 -	33.417	21.275	54.692	79.51	3.142	11:11:42.742
3 -	32.926	21.157	54.083	80.40	2.533	11:12:36.825
4 -	33.111	20.999	54.110	80.36	2.560	11:13:30.935
5 -	32.826	20.804	53.630	81.08	2.080	11:14:24.565
6 -	32.035	20.606	52.641	82.60	1.091	11:15:17.206
7 -	31.433	20.426	51.859 (3)	83.85	0.309	11:16:09.065
8 -	31.230	20.380	51.610 (2)	84.25	0.060	11:17:00.675
9 -	31.726	20.843	52.569	82.72	1.019	11:17:53.244
10 -	31.862	20.250	52.112	83.44	0.562	11:18:45.356
11 -	31.158	20.392	51.550 (1)	84.35		11:19:36.906
12 -	31.537	20.329	51.866	83.84	0.316	11:20:28.772
13 -	31.683	20.754	52.437	82.93	0.887	11:21:21.209
14 -	31.960	20.523	52.483	82.85	0.933	11:22:13.692

P12 63 Matthew WREN		Suzuki GSXR - TBR performance				
IDEAL LAP TIME : 52.450		BEST LAP TIME : 52.950		DIFFERENCE : 0.500		
LAP	SECTOR 1	SECTOR 2	LAP TIME	MPH	DIFF	TIME OF DAY
1 -		21.365	1:00.636	71.71	7.686	11:10:45.624
2 -	33.920	21.254	55.174	78.81	2.224	11:11:40.798
3 -	32.508	20.729	53.237	81.68	0.287	11:12:34.035
4 -	32.529	20.493	53.022 (3)	82.01	0.072	11:13:27.057
5 -	32.233	20.829	53.062	81.95	0.112	11:14:20.119
6 -	32.286	20.846	53.132	81.84	0.182	11:15:13.251
7 -	32.731	20.738	53.469	81.32	0.519	11:16:06.720
8 -	32.559	20.730	53.289	81.60	0.339	11:17:00.009
9 -	31.975	21.328	53.303	81.58	0.353	11:17:53.312
10 -	32.334	20.616	52.950 (1)	82.12		11:18:46.262
11 -	32.127	21.140	53.267	81.63	0.317	11:19:39.529
12 -	32.512	20.695	53.207	81.72	0.257	11:20:32.736
13 -	31.957	20.995	52.952 (2)	82.12	0.002	11:21:25.688
14 -	32.548	21.254	53.802	80.82	0.852	11:22:19.490

BMCRC - MRO Championships 2023 - Rnd 1 @ Brands Hatch Indy

Reactive Parts MRO Powerbikes inc Clubman 1000

RACE 4 - SECTOR ANALYSIS



SECTOR 1 = FL to I1, SECTOR 2 = I1 to FL, DIFF = Difference To Personal Best Lap, P = Crossed Finish Line in Pit Lane, D = Time Disallowed

P13 91 C		Chris TAYLOR		BMW S1000RR - Cam Civils and Landscaping LTD		
IDEAL LAP TIME : 53.157		BEST LAP TIME : 53.206		DIFFERENCE : 0.049		
LAP	SECTOR 1	SECTOR 2	LAP TIME	MPH	DIFF	TIME OF DAY
1 -		21.800	1:02.083	70.04	8.877	11:10:47.071
2 -	33.799	21.165	54.964	79.11	1.758	11:11:42.035
3 -	33.402	21.183	54.585	79.66	1.379	11:12:36.620
4 -	33.124	21.107	54.231	80.18	1.025	11:13:30.851
5 -	32.626	20.973	53.599 (3)	81.13	0.393	11:14:24.450
6 -	33.023	20.981	54.004	80.52	0.798	11:15:18.454
7 -	32.802	21.005	53.807	80.81	0.601	11:16:12.261
8 -	32.682	21.097	53.779	80.86	0.573	11:17:06.040
9 -	33.201	21.139	54.340	80.02	1.134	11:18:00.380
10 -	32.757	20.983	53.740	80.91	0.534	11:18:54.120
11 -	32.184	21.022	53.206 (1)	81.73		11:19:47.326
12 -	32.404	20.975	53.379 (2)	81.46	0.173	11:20:40.705
13 -	32.645	21.244	53.889	80.69	0.683	11:21:34.594
14 -	33.338	21.343	54.681	79.52	1.475	11:22:29.275

P14 20 C		Connor SWYER		Suzuki GSXR 1000 K6 - WSC Performace & lleithyr farm & dad		
IDEAL LAP TIME : 52.556		BEST LAP TIME : 52.556		DIFFERENCE : 0.000		
LAP	SECTOR 1	SECTOR 2	LAP TIME	MPH	DIFF	TIME OF DAY
1 -		22.913	1:05.403	66.48	12.847	11:10:50.391
2 -	34.018	21.920	55.938	77.73	3.382	11:11:46.329
3 -	33.305	21.822	55.127	78.88	2.571	11:12:41.456
4 -	33.670	21.682	55.352	78.56	2.796	11:13:36.808
5 -	33.057	21.846	54.903	79.20	2.347	11:14:31.711
6 -	33.451	22.196	55.647	78.14	3.091	11:15:27.358
7 -	33.061	21.409	54.470	79.83	1.914	11:16:21.828
8 -	33.269	21.207	54.476	79.82	1.920	11:17:16.304
9 -	32.391	21.061	53.452	81.35	0.896	11:18:09.756
10 -	33.278	20.998	54.276	80.12	1.720	11:19:04.032
11 -	32.253	20.958	53.211	81.72	0.655	11:19:57.243
12 -	31.823	20.959	52.782 (2)	82.38	0.226	11:20:50.025
13 -	31.813	20.743	52.556 (1)	82.74		11:21:42.581
14 -	31.885	20.997	52.882 (3)	82.23	0.326	11:22:35.463

P15 261 C		Roberto Di GREGORIO		Ducati 899 PANIGALE - Physio Healthy		
IDEAL LAP TIME : 54.082		BEST LAP TIME : 54.345		DIFFERENCE : 0.263		
LAP	SECTOR 1	SECTOR 2	LAP TIME	MPH	DIFF	TIME OF DAY
1 -		22.103	1:03.999	67.94	9.654	11:10:48.987
2 -	34.534	21.773	56.307	77.23	1.962	11:11:45.294
3 -	33.778	21.525	55.303	78.63	0.958	11:12:40.597
4 -	33.477	21.473	54.950	79.13	0.605	11:13:35.547
5 -	33.456	21.532	54.988	79.08	0.643	11:14:30.535
6 -	34.298	22.024	56.322	77.20	1.977	11:15:26.857
7 -	32.812	21.622	54.434 (2)	79.88	0.089	11:16:21.291
8 -	34.139	21.385	55.524	78.31	1.179	11:17:16.815
9 -	33.214	21.317	54.531	79.74	0.186	11:18:11.346
10 -	33.336	21.390	54.726	79.46	0.381	11:19:06.072
11 -	33.235	21.270	54.505 (3)	79.78	0.160	11:20:00.577
12 -	32.937	21.408	54.345 (1)	80.01		11:20:54.922
13 -	33.783	21.893	55.676	78.10	1.331	11:21:50.598
14 -	33.486	21.640	55.126	78.88	0.781	11:22:45.724

BMCRC - MRO Championships 2023 - Rnd 1 @ Brands Hatch Indy

Reactive Parts MRO Powerbikes inc Clubman 1000

RACE 4 - SECTOR ANALYSIS



SECTOR 1 = FL to I1, SECTOR 2 = I1 to FL, DIFF = Difference To Personal Best Lap, P = Crossed Finish Line in Pit Lane, D = Time Disallowed

P16 34 C		Ben CHEESEMAN		Kawasaki ZX10R -		
IDEAL LAP TIME : 54.459		BEST LAP TIME : 54.459		DIFFERENCE : 0.000		
LAP	SECTOR 1	SECTOR 2	LAP TIME	MPH	DIFF	TIME OF DAY
1 -		22.345	1:02.926	69.10	8.467	11:10:47.914
2 -	34.324	21.607	55.931	77.74	1.472	11:11:43.845
3 -	33.352	21.392	54.744 (3)	79.43	0.285	11:12:38.589
4 -	33.266	21.397	54.663 (2)	79.55	0.204	11:13:33.252
5 -	33.103	21.356	54.459 (1)	79.85		11:14:27.711
6 -	33.610	21.695	55.305	78.62	0.846	11:15:23.016
7 -	33.408	21.749	55.157	78.84	0.698	11:16:18.173
8 -	33.557	21.550	55.107	78.91	0.648	11:17:13.280
9 -	33.713	22.418	56.131	77.47	1.672	11:18:09.411
10 -	34.819	21.882	56.701	76.69	2.242	11:19:06.112
11 -	34.704	22.795	57.499	75.62	3.040	11:20:03.611
12 -	34.538	22.714	57.252	75.95	2.793	11:21:00.863
13 -	34.523	22.292	56.815	76.53	2.356	11:21:57.678
14 -	34.742	22.338	57.080	76.18	2.621	11:22:54.758

P17 7 C		Seb JENKINS		Suzuki GSX-R 1000 - Long hours and hard graft		
IDEAL LAP TIME : 53.560		BEST LAP TIME : 53.560		DIFFERENCE : 0.000		
LAP	SECTOR 1	SECTOR 2	LAP TIME	MPH	DIFF	TIME OF DAY
1 -		23.059	1:05.571	66.31	12.011	11:10:50.559
2 -	34.114	21.865	55.979	77.68	2.419	11:11:46.538
3 -	33.449	21.973	55.422	78.46	1.862	11:12:41.960
4 -	33.438	21.526	54.964	79.11	1.404	11:13:36.924
5 -	33.052	21.840	54.892	79.22	1.332	11:14:31.816
6 -	33.366	21.752	55.118	78.89	1.558	11:15:26.934
7 -	33.141	21.437	54.578	79.67	1.018	11:16:21.512
8 -	33.004	21.306	54.310	80.07	0.750	11:17:15.822
9 -	32.499	21.061	53.560 (1)	81.19		11:18:09.382
10 -	32.982	21.295	54.277 (2)	80.11	0.717	11:19:03.659
11 -	33.087	21.211	54.298 (3)	80.08	0.738	11:19:57.957

P18 169		Cory SMITH		Suzuki K1 1000 -		
IDEAL LAP TIME : 52.441		BEST LAP TIME : 52.441		DIFFERENCE : 0.000		
LAP	SECTOR 1	SECTOR 2	LAP TIME	MPH	DIFF	TIME OF DAY
1 -		21.882	1:03.551	68.42	11.110	11:10:48.539
2 -	34.479	21.507	55.986	77.67	3.545	11:11:44.525
3 -	33.512	21.270	54.782	79.38	2.341	11:12:39.307
4 -	33.303	21.151	54.454	79.85	2.013	11:13:33.761
5 -	33.012	21.175	54.187	80.25	1.746	11:14:27.948
6 -	32.292	21.094	53.386	81.45	0.945	11:15:21.334
7 -	31.907	20.912	52.819 (3)	82.33	0.378	11:16:14.153
8 -	31.695	20.829	52.524 (2)	82.79	0.083	11:17:06.677
9 -	31.936	20.886	52.822	82.32	0.381	11:17:59.499
10 -	31.617	20.824	52.441 (1)	82.92		11:18:51.940

BMCRC - MRO Championships 2023 - Rnd 1 @ Brands Hatch Indy

Reactive Parts MRO Powerbikes inc Clubman 1000

RACE 4 - BEST SECTORS

SECTOR 1			SECTOR 2			IDEAL / BEST COMPARISON						
POS	NO	NAME	TIME	NO	NAME	TIME	POS	NO	NAME	IDEAL	BEST	DIFF
									PERFECT LAP	48.695		
1	26	WAINWRIGHT	29.379	26	WAINWRIGHT	19.316	1	26	WAINWRIGHT	48.695	48.812	0.117
2	21	CROUCHER	29.794	53	McGLYNN	19.683	2	21	CROUCHER	49.558	49.609	0.051
3	53	McGLYNN	29.915	21	CROUCHER	19.764	3	53	McGLYNN	49.598	49.653	0.055
4	48	WILSON	30.483	48	WILSON	20.076	4	48	WILSON	50.559	50.632	0.073
5	49	WALLINGTON	30.866	188	KRAWIECKI	20.172	5	49	WALLINGTON	51.318	51.509	0.191
6	37	GROVER	30.918	83	SIGGS	20.250	6	188	KRAWIECKI	51.340	51.522	0.182
7	83	SIGGS	31.158	17	BAKER	20.358	7	83	SIGGS	51.408	51.550	0.142
8	188	KRAWIECKI	31.168	224	HEALEY	20.429	8	37	GROVER	51.510	51.530	0.020
9	281	FARLEY	31.364	49	WALLINGTON	20.452	9	17	BAKER	51.765	51.765	0.000
10	17	BAKER	31.407	63	WREN	20.493	10	224	HEALEY	51.860	51.860	0.000
11	224	HEALEY	31.431	37	GROVER	20.592	11	281	FARLEY	51.973	52.028	0.055
12	169	SMITH	31.617	281	FARLEY	20.609	12	169	SMITH	52.441	52.441	0.000
13	20	SWYER	31.813	20	SWYER	20.743	13	63	WREN	52.450	52.950	0.500
14	63	WREN	31.957	169	SMITH	20.824	14	20	SWYER	52.556	52.556	0.000
15	91	TAYLOR	32.184	91	TAYLOR	20.973	15	91	TAYLOR	53.157	53.206	0.049
16	7	JENKINS	32.499	7	JENKINS	21.061	16	7	JENKINS	53.560	53.560	0.000
17	261	GREGORIO	32.812	261	GREGORIO	21.270	17	261	GREGORIO	54.082	54.345	0.263
18	34	CHEESEMAN	33.103	34	CHEESEMAN	21.356	18	34	CHEESEMAN	54.459	54.459	0.000

BMCRC - MRO Championships 2023 - Rnd 1 @ Brands Hatch Indy

Reactive Parts MRO Powerbikes inc Clubman 1000

RACE 4 - STATISTICS

Competitors Started 18
Planned Start 2023-03-12 @ 11:20:00.000
Actual Start 2023-03-12 @ 11:09:44.987
Finish Time 2023-03-12 @ 11:22:11.837
Track Length 1.2079mi.
Total Laps 252
Total Distance Covered 304.4022mi.

Session Fastest Lap History

NO	CL	NAME	LAP TIME	TIME OF DAY	LAP	VEHICLE
26		Josh WAINWRIGHT	49.703	11:11:29.433	2	Honda CBR1000
26		Josh WAINWRIGHT	49.282	11:12:18.715	3	Honda CBR1000
26		Josh WAINWRIGHT	49.122	11:13:07.837	4	Honda CBR1000
26		Josh WAINWRIGHT	48.872	11:13:56.709	5	Honda CBR1000
26		Josh WAINWRIGHT	48.812	11:14:45.520	6	Honda CBR1000

Session Leader History

NO	CL	NAME	FROM LAP	LAPS LED	DISTANCE	VEHICLE
26		Josh WAINWRIGHT	1	15	18.11 miles	Honda CBR1000

Flag History

TYPE	TIME OF DAY
GREEN	11:09:44.987
FINISH	11:22:11.837

Flag Statistics

TYPE	COUNT	TOTAL LAPS	TOTAL TIME
Green	1	15	13:20.545
Red	0	0	0.000
Safety Car	0	0	0.000
FCY	0	0	0.000

BMCRC - MRO Championships 2023 - Rnd 1 @ Brands Hatch Indy

Reactive Parts MRO Powerbikes inc Clubman 1000

RACE 4 - STATISTICS

CLASS :

10 Starters

Fastest Lap History

NO	NAME	LAP TIME	TIME OF DAY	LAP	VEHICLE
26	Josh WAINWRIGHT	49.703	11:11:29.433	2	Honda CBR1000
26	Josh WAINWRIGHT	49.282	11:12:18.715	3	Honda CBR1000
26	Josh WAINWRIGHT	49.122	11:13:07.837	4	Honda CBR1000
26	Josh WAINWRIGHT	48.872	11:13:56.709	5	Honda CBR1000
26	Josh WAINWRIGHT	48.812	11:14:45.520	6	Honda CBR1000

Leader History

NO	NAME	FROM LAP	LAPS LED	DISTANCE	VEHICLE
26	Josh WAINWRIGHT	1	15	18.11 miles	Honda CBR1000

BMCRC - MRO Championships 2023 - Rnd 1 @ Brands Hatch Indy

Reactive Parts MRO Powerbikes inc Clubman 1000

RACE 4 - STATISTICS

CLASS : C

8 Starters

Fastest Lap History

NO	NAME	LAP TIME	TIME OF DAY	LAP	VEHICLE
224	Lee HEALEY	53.526	11:11:38.941	2	Suzuki GSXR 1000R
37	Clayton GROVER	52.655	11:13:25.448	4	Yamaha R1
37	Clayton GROVER	52.429	11:16:03.597	7	Yamaha R1
37	Clayton GROVER	52.247	11:16:55.846	8	Yamaha R1
224	Lee HEALEY	52.148	11:17:50.743	9	Suzuki GSXR 1000R
224	Lee HEALEY	51.900	11:18:42.642	10	Suzuki GSXR 1000R
37	Clayton GROVER	51.530	11:22:11.924	14	Yamaha R1

Leader History

NO	NAME	FROM LAP	LAPS LED	DISTANCE	VEHICLE
37	Clayton GROVER	1	1	1.20 miles	Yamaha R1
224	Lee HEALEY	2	1	1.20 miles	Suzuki GSXR 1000R
37	Clayton GROVER	3	10	12.07 miles	Yamaha R1
224	Lee HEALEY	13	1	1.20 miles	Suzuki GSXR 1000R
37	Clayton GROVER	14	1	1.20 miles	Yamaha R1



BMCRC - MRO Championships 2023 - Rnd 1 @ Brands Hatch Indy

Reactive Parts MRO Powerbikes inc Clubman 1000

RACE 15 - GRID (15 Laps)



ROW 8	22	134	Donald GILBERT									
ROW 7	21	85	Paul MICHELL	20	184	Martyn DELLOW	19	45	Chad HASHMI			
ROW 6	18	34	Ben CHEESEMAN	54.459	17	261	Roberto Di GREGORIO	54.345	16	7	Seb JENKINS	53.560
ROW 5	15	91	Chris TAYLOR	53.206	14	63	Matthew WREN	52.950	13	20	Connor SWYER	52.556
ROW 4	12	169	Cory SMITH	52.441	11	281	Daniel FARLEY	52.028	10	224	Lee HEALEY	51.860
ROW 3	9	17	Philip BAKER	51.765	8	83	Jason SIGGS	51.550	7	37	Clayton GROVER	51.530
ROW 2	6	188	Dawid KRAWIECKI	51.522	5	49	Luke WALLINGTON	51.509	4	48	Nicky WILSON	50.632
ROW 1	3	53	Seamus McGLYNN	49.653	2	21	Jack CROUCHER	49.609	1	26	Josh WAINWRIGHT	48.812
Pole												

Brands Hatch Indy: 1.2079 miles

These results are provisional until the conclusion of any judicial and technical matters.

Clerk Of Course :	Stewards :	Timekeeper : <i>Craig Smith</i>
-------------------	------------	------------------------------------

Results can be found at www.tsl-timing.com

Printed - 11:24 Sunday, 12 March 2023





BMCRC - MRO Championships 2023 - Rnd 1 @ Brands Hatch Indy

Reactive Parts MRO Powerbikes inc Clubman 1000



RACE 15 - CLASSIFICATION

POS	NO	CL	PIC NAME	ENTRY	LAPS	TIME	GAP	DIFF	MPH	BEST	ON
1	26		1 Josh WAINWRIGHT	Honda CBR1000 - JW MOT Centre	15	12:23.929			87.68	48.305	4
2	48		2 Nicky WILSON	Suzuki GSXR 1000 - Demon GP/Haslemere Motorc	15	12:32.140	8.211	8.211	86.72	48.989	5
3	21		3 Jack CROUCHER	Kawasaki ZX10R - Trendy lofts	15	12:32.502	8.573	0.362	86.68	49.081	14
4	53		4 Seamus McGLYNN	Yamaha R1 - S and d build and design Ltd	15	12:32.959	9.030	0.457	86.63	49.484	14
5	49		5 Luke WALLINGTON	Triumph 765 DAYTONA - Elmech Racing	15	12:53.230	29.301	20.271	84.35	50.564	10
6	17		6 Philip BAKER	BMW S1000RR - Paul & Justine Bushell	15	13:03.518	39.589	10.288	83.25	51.214	4
7	188		7 Dawid KRAWIECKI	Yamaha R1 - Code Blue LTD & D A East Electrical	15	13:09.589	45.660	6.071	82.61	51.058	15
8	37	C	1 Clayton GROVER	Yamaha R1 - Grover stunts	15	13:09.746	45.817	0.157	82.59	51.301	15
9	83		8 Jason SIGGS	Yamaha R1 -	15	13:09.866	45.937	0.120	82.58	50.607	10
10	224	C	2 Lee HEALEY	Suzuki GSXR 1000R - Wilvin UK Ltd / Uniq3 Project	15	13:09.887	45.958	0.021	82.58	51.047	15
11	281	C	3 Daniel FARLEY	Suzuki GSXR - F-TECH FIRE & ELECTRICAL LTD	15	13:11.015	47.086	1.128	82.46	51.737	8
12	7	C	4 Seb JENKINS	Suzuki GSX-R 1000 - Long hours and hard graft	14	12:31.265	1 Lap	1 Lap	81.03	52.308	8
13	63		9 Matthew WREN	Suzuki GSXR - TBR performance	14	12:31.446	1 Lap	0.181	81.01	52.052	13
14	91	C	5 Chris TAYLOR	BMW S1000RR - Cam Civils and Landscaping LTD	14	12:32.363	1 Lap	0.917	80.91	52.771	14
15	34	C	6 Ben CHEESEMAN	Kawasaki ZX10R -	14	12:44.079	1 Lap	11.716	79.67	53.069	8
16	261	C	7 Roberto Di GREGORIO	Ducati 899 PANIGALE - Physio Healthy	14	12:56.609	1 Lap	12.530	78.39	53.825	8

FASTEST LAP

26			Josh WAINWRIGHT	Honda CBR1000 - JW MOT Centre	4	48.305		90.02 mph	144.87 kph
224	C		Lee HEALEY	Suzuki GSXR 1000R - Wilvin UK Ltd / Uniq3 Project	15	51.047		85.18 mph	137.09 kph

Class - 92.5% of Race Speed = 81.10 mph

Class C - 92.5% of Race Speed = 76.39 mph

Race Distance: 15 Laps / 18.11 miles

Brands Hatch Indy: 1.2079 miles

Date: 12/03/2023 Start: 14:44 Finish: 14:57

Weather / Track : Cloudy / Dry

These results are provisional until the conclusion of any judicial and technical matters.

Clerk Of Course :	Stewards :	Timekeeper : <i>Craig Smith</i>
-------------------	------------	------------------------------------

Results can be found at www.tsl-timing.com

Printed - 14:59 Sunday, 12 March 2023



BMCRC - MRO Championships 2023 - Rnd 1 @ Brands Hatch Indy

Reactive Parts MRO Powerbikes inc Clubman 1000

RACE 15 - LAP CHART

LAP 1 @ 14:45:39.385

NO	BEHIND	LAP TIME
53		54.351
26	0.168	54.519
21	0.459	54.810
49	1.920	56.271
83	2.137	56.488
48	2.146	56.497
188	2.892	57.243
37	3.541	57.892
17	3.695	58.046
63	4.974	59.325
281	5.156	59.507
7	5.397	59.748
224	5.526	59.877
91	5.946	1:00.297
34	6.304	1:00.655
261	6.754	1:01.105

LAP 2 @ 14:46:29.417

NO	BEHIND	LAP TIME
26		49.864
53	0.024	50.056
21	0.398	49.971
48	2.280	50.166
49	3.293	51.405
83	3.696	51.591
188	4.007	51.147
37	6.210	52.701
17	6.287	52.624
281	8.037	52.913
63	9.018	54.076
7	9.186	53.821
224	9.257	53.763
91	9.617	53.703
34	9.996	53.724
261	10.899	54.177

LAP 3 @ 14:47:18.068

NO	BEHIND	LAP TIME
26		48.651
53	1.191	49.818
21	1.260	49.513
48	3.015	49.386
49	6.012	51.370
83	6.109	51.064
188	6.802	51.446
17	9.603	51.967
37	10.441	52.882
281	11.892	52.506
224	13.669	53.063
63	13.969	53.602
91	14.294	53.328
7	14.333	53.798
34	14.748	53.403
261	16.459	54.211

LAP 4 @ 14:48:06.373

NO	BEHIND	LAP TIME
26		48.305
21	2.583	49.628
53	2.838	49.952
48	3.795	49.085

49	9.161	51.454
83	9.449	51.645
188	10.696	52.199
17	12.512	51.214
37	15.107	52.971
281	15.690	52.103
224	17.518	52.154
63	19.911	54.247
91	20.026	54.037
7	20.170	54.142
34	20.482	54.039
261	23.396	55.242

LAP 5 @ 14:48:54.782

NO	BEHIND	LAP TIME
26		48.409
21	3.612	49.438
53	3.947	49.518
48	4.375	48.989
49	12.164	51.412
83	12.563	51.523
188	15.456	53.169
17	15.556	51.453
37	19.486	52.788
281	19.710	52.429
224	21.239	52.130
63	25.082	53.580
91	25.193	53.576
7	25.435	53.674
34	26.165	54.092
261	29.438	54.451

LAP 6 @ 14:49:43.356

NO	BEHIND	LAP TIME
26		48.574
21	4.662	49.624
53	4.941	49.568
48	5.288	49.487
49	14.832	51.242
83	15.464	51.475
17	18.684	51.702
188	20.065	53.183
37	22.901	51.989
281	23.096	51.960
224	24.381	51.716
91	29.930	53.311
63	30.222	53.714
7	30.410	53.549
34	30.885	53.294
261	35.176	54.312

LAP 7 @ 14:50:32.122

NO	BEHIND	LAP TIME
26		48.766
21	5.682	49.786
53	5.846	49.671
48	6.132	49.610
49	17.459	51.393
83	17.937	51.239
17	21.200	51.282
188	24.608	53.309
281	26.170	51.840
37	26.298	52.163
224	27.136	51.521

91	33.968	52.804
63	35.038	53.582
7	35.133	53.489
34	35.789	53.670
261	40.294	53.884

LAP 8 @ 14:51:20.802

NO	BEHIND	LAP TIME
26		48.680
21	6.645	49.643
53	6.876	49.710
48	7.107	49.655
49	20.058	51.279
83	20.478	51.221
17	23.812	51.292
188	29.082	53.154
281	29.227	51.737
37	29.341	51.723
224	29.915	51.459
91	38.273	52.985
7	38.761	52.308
63	39.348	52.990
34	40.178	53.069
261	45.439	53.825

LAP 9 @ 14:52:09.808

NO	BEHIND	LAP TIME
26		49.006
21	7.423	49.784
53	7.599	49.729
48	7.764	49.663
83	22.526	51.054
49	22.743	51.691
17	26.192	51.386
37	32.415	52.080
188	32.437	52.361
281	32.925	52.704
224	33.218	52.309
91	42.713	53.446
7	42.974	53.219
63	43.194	52.852
34	45.937	54.765

LAP 10 @ 14:52:58.732

NO	BEHIND	LAP TIME
26		48.924
261	1 Lap	57.148
53	8.427	49.752
48	8.867	50.027
21	8.928	50.429
83	24.209	50.607
49	24.383	50.564
17	28.742	51.474
37	35.294	51.803
188	35.626	52.113
281	35.958	51.957
224	36.114	51.820
91	46.710	52.921
7	47.048	52.998
63	47.424	53.154

LAP 11 @ 14:53:47.640

NO	BEHIND	LAP TIME
26		48.908
34	1 Lap	53.207
53	10.178	50.659
48	10.256	50.297
21	10.514	50.494
261	1 Lap	55.554
49	26.651	51.176
83	28.704	53.403
17	32.162	52.328
37	38.863	52.477
188	39.220	52.502
281	39.871	52.821
224	39.897	52.691
91	50.577	52.775
7	50.798	52.658
63	51.001	52.485

LAP 12 @ 14:54:38.682

NO	BEHIND	LAP TIME
26		51.042
34	1 Lap	55.569
53	9.567	50.431
48	9.701	50.487
21	9.812	50.340
261	1 Lap	54.051
49	26.739	51.130
17	34.077	52.957
83	34.150	56.488
37	40.508	52.687
224	40.876	52.021
188	41.151	52.973
281	41.342	52.513

LAP 13 @ 14:55:29.604

NO	BEHIND	LAP TIME
26		50.922
7	1 Lap	52.714
91	1 Lap	52.999
63	1 Lap	52.799
53	8.545	49.900
48	8.874	50.095
21	9.272	50.382
34	1 Lap	55.663
261	1 Lap	55.178
49	26.928	51.111
17	35.712	52.557
83	38.233	55.005
37	41.608	52.022
224	41.832	51.878
188	42.221	51.992
281	42.570	52.150

LAP 14 @ 14:56:19.019

NO	BEHIND	LAP TIME
26		49.415
63	1 Lap	52.052
7	1 Lap	52.452
91	1 Lap	53.410
53	8.614	49.484
48	8.763	49.304
21	8.938	49.081

34	1 Lap	54.359
261	1 Lap	56.513
49	28.152	50.639
17	37.902	51.605
83	42.600	53.782
37	44.460	52.267
188	44.546	51.740
224	44.855	52.438
281	45.082	51.927

LAP 15 @ 14:57:08.963

NO	BEHIND	LAP TIME
26		49.944
7	1 Lap	52.695
63	1 Lap	52.988
48	8.211	49.392
91	1 Lap	52.771
21	8.573	49.579
53	9.030	50.360
34	1 Lap	54.570
49	29.301	51.093
261	1 Lap	56.958
17	39.589	51.631
188	45.660	51.058
37	45.817	51.301
83	45.937	53.281
224	45.958	51.047
281	47.086	51.948

BMCRC - MRO Championships 2023 - Rnd 1 @ Brands Hatch Indy

Reactive Parts MRO Powerbikes inc Clubman 1000

RACE 15 - POSITION CHART

No	Name	Lap Pos															
			1	2	3	4	5	6	7	8	9	10	11	12	13	14	15
26	WAINWRIGHT	1	53	26	26	26	26	26	26	26	26	26	26	26	26	26	26
21	CROUCHER	2	26	53	53	21	21	21	21	21	21	53	53	53	53	53	48
53	McGLYNN	3	21	21	21	53	53	53	53	53	53	48	48	48	48	48	21
48	WILSON	4	49	48	48	48	48	48	48	48	48	21	21	21	21	21	53
49	WALLINGTON	5	83	49	49	49	49	49	49	49	83	83	49	49	49	49	49
188	KRAWIECKI	6	48	83	83	83	83	83	83	83	49	49	83	17	17	17	17
37	GROVER	7	188	188	188	188	188	17	17	17	17	17	17	83	83	83	188
83	SIGGS	8	37	37	17	17	17	188	188	188	37	37	37	37	37	37	37
17	BAKER	9	17	17	37	37	37	37	281	281	188	188	188	224	224	188	83
224	HEALEY	10	63	281	281	281	281	281	37	37	281	281	281	188	188	224	224
281	FARLEY	11	281	63	224	224	224	224	224	224	224	224	224	281	281	281	281
63	WREN	12	7	7	63	63	63	91	91	91	91	91	91	7	63	7	
91	TAYLOR	13	224	224	91	91	91	63	63	7	7	7	7	91	7	63	
7	JENKINS	14	91	91	7	7	7	7	7	63	63	63	63	63	91	91	
261	GREGORIO	15	34	34	34	34	34	34	34	34	34	34	34	34	34	34	
34	CHEESEMAN	16	261	261	261	261	261	261	261	261	261	261	261	261	261	261	

BMCRC - MRO Championships 2023 - Rnd 1 @ Brands Hatch Indy

Reactive Parts MRO Powerbikes inc Clubman 1000

RACE 15 - SECTOR ANALYSIS



SECTOR 1 = FL to I1, SECTOR 2 = I1 to FL, DIFF = Difference To Personal Best Lap, P = Crossed Finish Line in Pit Lane, D = Time Disallowed

P1 26		Josh WAINWRIGHT		Honda CBR1000 - JW MOT Centre		
IDEAL LAP TIME : 48.305		BEST LAP TIME : 48.305		DIFFERENCE : 0.000		
LAP	SECTOR 1	SECTOR 2	LAP TIME	MPH	DIFF	TIME OF DAY
1 -		19.824	54.519	79.76	6.214	14:45:39.553
2 -	30.251	19.613	49.864	87.20	1.559	14:46:29.417
3 -	29.263	19.388	48.651	89.38	0.346	14:47:18.068
4 -	29.066	19.239	48.305 (1)	90.02		14:48:06.373
5 -	29.127	19.282	48.409 (2)	89.83	0.104	14:48:54.782
6 -	29.102	19.472	48.574 (3)	89.52	0.269	14:49:43.356
7 -	29.298	19.468	48.766	89.17	0.461	14:50:32.122
8 -	29.296	19.384	48.680	89.33	0.375	14:51:20.802
9 -	29.405	19.601	49.006	88.73	0.701	14:52:09.808
10 -	29.280	19.644	48.924	88.88	0.619	14:52:58.732
11 -	29.279	19.629	48.908	88.91	0.603	14:53:47.640
12 -	30.623	20.419	51.042	85.19	2.737	14:54:38.682
13 -	31.139	19.783	50.922	85.39	2.617	14:55:29.604
14 -	29.705	19.710	49.415	88.00	1.110	14:56:19.019
15 -	29.988	19.956	49.944	87.06	1.639	14:57:08.963

P2 48		Nicky WILSON		Suzuki GSXR 1000 - Demon GP/Haslemere Motorcycles		
IDEAL LAP TIME : 48.989		BEST LAP TIME : 48.989		DIFFERENCE : 0.000		
LAP	SECTOR 1	SECTOR 2	LAP TIME	MPH	DIFF	TIME OF DAY
1 -		20.083	56.497	76.96	7.508	14:45:41.531
2 -	30.344	19.822	50.166	86.68	1.177	14:46:31.697
3 -	29.791	19.595	49.386	88.05	0.397	14:47:21.083
4 -	29.642	19.443	49.085 (2)	88.59	0.096	14:48:10.168
5 -	29.565	19.424	48.989 (1)	88.76		14:48:59.157
6 -	29.832	19.655	49.487	87.87	0.498	14:49:48.644
7 -	29.788	19.822	49.610	87.65	0.621	14:50:38.254
8 -	29.913	19.742	49.655	87.57	0.666	14:51:27.909
9 -	30.022	19.641	49.663	87.56	0.674	14:52:17.572
10 -	29.965	20.062	50.027	86.92	1.038	14:53:07.599
11 -	29.926	20.371	50.297	86.45	1.308	14:53:57.896
12 -	30.344	20.143	50.487	86.13	1.498	14:54:48.383
13 -	30.128	19.967	50.095	86.80	1.106	14:55:38.478
14 -	29.609	19.695	49.304 (3)	88.19	0.315	14:56:27.782
15 -	29.721	19.671	49.392	88.04	0.403	14:57:17.174

P3 21		Jack CROUCHER		Kawasaki ZX10R - Trendy lofts		
IDEAL LAP TIME : 49.069		BEST LAP TIME : 49.081		DIFFERENCE : 0.012		
LAP	SECTOR 1	SECTOR 2	LAP TIME	MPH	DIFF	TIME OF DAY
1 -		19.729	54.810	79.33	5.729	14:45:39.844
2 -	30.279	19.692	49.971	87.02	0.890	14:46:29.815
3 -	30.018	19.495	49.513 (3)	87.82	0.432	14:47:19.328
4 -	29.820	19.808	49.628	87.62	0.547	14:48:08.956
5 -	29.640	19.798	49.438 (2)	87.96	0.357	14:48:58.394
6 -	29.816	19.808	49.624	87.63	0.543	14:49:48.018
7 -	29.896	19.890	49.786	87.34	0.705	14:50:37.804
8 -	29.802	19.841	49.643	87.59	0.562	14:51:27.447
9 -	29.922	19.862	49.784	87.34	0.703	14:52:17.231
10 -	29.981	20.448	50.429	86.23	1.348	14:53:07.660
11 -	30.340	20.154	50.494	86.12	1.413	14:53:58.154
12 -	30.291	20.049	50.340	86.38	1.259	14:54:48.494
13 -	30.230	20.152	50.382	86.31	1.301	14:55:38.876
14 -	29.574	19.507	49.081 (1)	88.60		14:56:27.957
15 -	30.034	19.545	49.579	87.71	0.498	14:57:17.536

BMCRC - MRO Championships 2023 - Rnd 1 @ Brands Hatch Indy

Reactive Parts MRO Powerbikes inc Clubman 1000

RACE 15 - SECTOR ANALYSIS



SECTOR 1 = FL to I1, SECTOR 2 = I1 to FL, DIFF = Difference To Personal Best Lap, P = Crossed Finish Line in Pit Lane, D = Time Disallowed

P4 53		Seamus McGLYNN		Yamaha R1 - S and d build and design Ltd		
IDEAL LAP TIME : 49.354		BEST LAP TIME : 49.484		DIFFERENCE : 0.130		
LAP	SECTOR 1	SECTOR 2	LAP TIME	MPH	DIFF	TIME OF DAY
1 -		19.936	54.351	80.00	4.867	14:45:39.385
2 -	30.226	19.830	50.056	86.87	0.572	14:46:29.441
3 -	29.985	19.833	49.818	87.28	0.334	14:47:19.259
4 -	30.119	19.833	49.952	87.05	0.468	14:48:09.211
5 -	29.741	19.777	49.518 (2)	87.81	0.034	14:48:58.729
6 -	29.791	19.777	49.568 (3)	87.73	0.084	14:49:48.297
7 -	29.820	19.851	49.671	87.54	0.187	14:50:37.968
8 -	29.819	19.891	49.710	87.47	0.226	14:51:27.678
9 -	29.896	19.833	49.729	87.44	0.245	14:52:17.407
10 -	29.777	19.975	49.752	87.40	0.268	14:53:07.159
11 -	30.087	20.572	50.659	85.84	1.175	14:53:57.818
12 -	30.131	20.300	50.431	86.22	0.947	14:54:48.249
13 -	29.785	20.115	49.900	87.14	0.416	14:55:38.149
14 -	29.629	19.855	49.484 (1)	87.87		14:56:27.633
15 -	30.635	19.725	50.360	86.35	0.876	14:57:17.993

P5 49		Luke WALLINGTON		Triumph 765 DAYTONA - Elmech Racing		
IDEAL LAP TIME : 50.528		BEST LAP TIME : 50.564		DIFFERENCE : 0.036		
LAP	SECTOR 1	SECTOR 2	LAP TIME	MPH	DIFF	TIME OF DAY
1 -		20.455	56.271	77.27	5.707	14:45:41.305
2 -	31.091	20.314	51.405	84.59	0.841	14:46:32.710
3 -	30.802	20.568	51.370	84.65	0.806	14:47:24.080
4 -	31.076	20.378	51.454	84.51	0.890	14:48:15.534
5 -	30.993	20.419	51.412	84.58	0.848	14:49:06.946
6 -	30.717	20.525	51.242	84.86	0.678	14:49:58.188
7 -	31.042	20.351	51.393	84.61	0.829	14:50:49.581
8 -	30.994	20.285	51.279	84.80	0.715	14:51:40.860
9 -	31.348	20.343	51.691	84.12	1.127	14:52:32.551
10 -	30.323	20.241	50.564 (1)	86.00		14:53:23.115
11 -	30.766	20.410	51.176	84.97	0.612	14:54:14.291
12 -	30.704	20.426	51.130	85.04	0.566	14:55:05.421
13 -	30.775	20.336	51.111	85.08	0.547	14:55:56.532
14 -	30.287	20.352	50.639 (2)	85.87	0.075	14:56:47.171
15 -	30.766	20.327	51.093 (3)	85.11	0.529	14:57:38.264

P6 17		Philip BAKER		BMW S1000RR - Paul & Justine Bushell		
IDEAL LAP TIME : 51.146		BEST LAP TIME : 51.214		DIFFERENCE : 0.068		
LAP	SECTOR 1	SECTOR 2	LAP TIME	MPH	DIFF	TIME OF DAY
1 -		20.841	58.046	74.91	6.832	14:45:43.080
2 -	31.833	20.791	52.624	82.63	1.410	14:46:35.704
3 -	31.763	20.204	51.967	83.68	0.753	14:47:27.671
4 -	31.041	20.173	51.214 (1)	84.91		14:48:18.885
5 -	31.126	20.327	51.453	84.51	0.239	14:49:10.338
6 -	31.454	20.248	51.702	84.10	0.488	14:50:02.040
7 -	30.973	20.309	51.282 (2)	84.79	0.068	14:50:53.322
8 -	31.033	20.259	51.292 (3)	84.78	0.078	14:51:44.614
9 -	31.073	20.313	51.386	84.62	0.172	14:52:36.000
10 -	31.009	20.465	51.474	84.48	0.260	14:53:27.474
11 -	31.644	20.684	52.328	83.10	1.114	14:54:19.802
12 -	31.970	20.987	52.957	82.11	1.743	14:55:12.759
13 -	31.995	20.562	52.557	82.74	1.343	14:56:05.316
14 -	31.106	20.499	51.605	84.26	0.391	14:56:56.921
15 -	31.182	20.449	51.631	84.22	0.417	14:57:48.552

BMCRC - MRO Championships 2023 - Rnd 1 @ Brands Hatch Indy

Reactive Parts MRO Powerbikes inc Clubman 1000

RACE 15 - SECTOR ANALYSIS



SECTOR 1 = FL to I1, SECTOR 2 = I1 to FL, DIFF = Difference To Personal Best Lap, P = Crossed Finish Line in Pit Lane, D = Time Disallowed

P7 188		Dawid KRAWIECKI		Yamaha R1 - Code Blue LTD & D A East Electrical		
IDEAL LAP TIME : 50.838		BEST LAP TIME : 51.058		DIFFERENCE : 0.220		
LAP	SECTOR 1	SECTOR 2	LAP TIME	MPH	DIFF	TIME OF DAY
1 -		20.271	57.243	75.96	6.185	14:45:42.277
2 -	30.800	20.347	51.147 (2)	85.02	0.089	14:46:33.424
3 -	30.702	20.744	51.446 (3)	84.52	0.388	14:47:24.870
4 -	31.268	20.931	52.199	83.30	1.141	14:48:17.069
5 -	31.901	21.268	53.169	81.78	2.111	14:49:10.238
6 -	32.188	20.995	53.183	81.76	2.125	14:50:03.421
7 -	31.860	21.449	53.309	81.57	2.251	14:50:56.730
8 -	31.966	21.188	53.154	81.81	2.096	14:51:49.884
9 -	31.501	20.860	52.361	83.05	1.303	14:52:42.245
10 -	31.364	20.749	52.113	83.44	1.055	14:53:34.358
11 -	31.641	20.861	52.502	82.82	1.444	14:54:26.860
12 -	32.035	20.938	52.973	82.09	1.915	14:55:19.833
13 -	31.339	20.653	51.992	83.63	0.934	14:56:11.825
14 -	31.325	20.415	51.740	84.04	0.682	14:57:03.565
15 -	30.567	20.491	51.058 (1)	85.16		14:57:54.623

P8 37 C		Clayton GROVER		Yamaha R1 - Grover stunts		
IDEAL LAP TIME : 51.301		BEST LAP TIME : 51.301		DIFFERENCE : 0.000		
LAP	SECTOR 1	SECTOR 2	LAP TIME	MPH	DIFF	TIME OF DAY
1 -		20.942	57.892	75.11	6.591	14:45:42.926
2 -	31.782	20.919	52.701	82.51	1.400	14:46:35.627
3 -	31.863	21.019	52.882	82.23	1.581	14:47:28.509
4 -	32.060	20.911	52.971	82.09	1.670	14:48:21.480
5 -	31.900	20.888	52.788	82.37	1.487	14:49:14.268
6 -	31.458	20.531	51.989	83.64	0.688	14:50:06.257
7 -	31.450	20.713	52.163	83.36	0.862	14:50:58.420
8 -	31.394	20.329	51.723 (2)	84.07	0.422	14:51:50.143
9 -	31.537	20.543	52.080	83.49	0.779	14:52:42.223
10 -	31.193	20.610	51.803 (3)	83.94	0.502	14:53:34.026
11 -	31.773	20.704	52.477	82.86	1.176	14:54:26.503
12 -	32.244	20.443	52.687	82.53	1.386	14:55:19.190
13 -	31.599	20.423	52.022	83.59	0.721	14:56:11.212
14 -	31.658	20.609	52.267	83.19	0.966	14:57:03.479
15 -	30.992	20.309	51.301 (1)	84.76		14:57:54.780

P9 83		Jason SIGGS		Yamaha R1 -		
IDEAL LAP TIME : 50.607		BEST LAP TIME : 50.607		DIFFERENCE : 0.000		
LAP	SECTOR 1	SECTOR 2	LAP TIME	MPH	DIFF	TIME OF DAY
1 -		20.262	56.488	76.98	5.881	14:45:41.522
2 -	31.331	20.260	51.591	84.28	0.984	14:46:33.113
3 -	30.735	20.329	51.064 (3)	85.15	0.457	14:47:24.177
4 -	31.320	20.325	51.645	84.20	1.038	14:48:15.822
5 -	31.119	20.404	51.523	84.40	0.916	14:49:07.345
6 -	31.058	20.417	51.475	84.47	0.868	14:49:58.820
7 -	30.874	20.365	51.239	84.86	0.632	14:50:50.059
8 -	30.904	20.317	51.221	84.89	0.614	14:51:41.280
9 -	30.826	20.228	51.054 (2)	85.17	0.447	14:52:32.334
10 -	30.405	20.202	50.607 (1)	85.92		14:53:22.941
11 -	31.315	22.088	53.403	81.42	2.796	14:54:16.344
12 -	34.352	22.136	56.488	76.98	5.881	14:55:12.832
13 -	33.539	21.466	55.005	79.05	4.398	14:56:07.837
14 -	32.690	21.092	53.782	80.85	3.175	14:57:01.619
15 -	32.143	21.138	53.281	81.61	2.674	14:57:54.900

BMCRC - MRO Championships 2023 - Rnd 1 @ Brands Hatch Indy

Reactive Parts MRO Powerbikes inc Clubman 1000

RACE 15 - SECTOR ANALYSIS



SECTOR 1 = FL to I1, SECTOR 2 = I1 to FL, DIFF = Difference To Personal Best Lap, P = Crossed Finish Line in Pit Lane, D = Time Disallowed

P10 224 C		Lee HEALEY		Suzuki GSXR 1000R - Wilvin UK Ltd / Uniq3 Projects Ltd			
IDEAL LAP TIME : 51.047		BEST LAP TIME : 51.047		DIFFERENCE : 0.000			
LAP	SECTOR 1	SECTOR 2	LAP TIME	MPH	DIFF	TIME OF DAY	
1 -		21.461	59.877	72.62	8.830	14:45:44.911	
2 -	32.777	20.986	53.763	80.88	2.716	14:46:38.674	
3 -	32.371	20.692	53.063	81.95	2.016	14:47:31.737	
4 -	31.728	20.426	52.154	83.38	1.107	14:48:23.891	
5 -	31.595	20.535	52.130	83.41	1.083	14:49:16.021	
6 -	31.345	20.371	51.716	84.08	0.669	14:50:07.737	
7 -	31.243	20.278	51.521 (3)	84.40	0.474	14:50:59.258	
8 -	31.196	20.263	51.459 (2)	84.50	0.412	14:51:50.717	
9 -	31.659	20.650	52.309	83.13	1.262	14:52:43.026	
10 -	31.098	20.722	51.820	83.91	0.773	14:53:34.846	
11 -	31.685	21.006	52.691	82.53	1.644	14:54:27.537	
12 -	31.330	20.691	52.021	83.59	0.974	14:55:19.558	
13 -	31.479	20.399	51.878	83.82	0.831	14:56:11.436	
14 -	31.584	20.854	52.438	82.92	1.391	14:57:03.874	
15 -	30.908	20.139	51.047 (1)	85.18		14:57:54.921	

P11 281 C		Daniel FARLEY		Suzuki GSXR - F-TECH FIRE & ELECTRICAL LTD			
IDEAL LAP TIME : 51.636		BEST LAP TIME : 51.737		DIFFERENCE : 0.101			
LAP	SECTOR 1	SECTOR 2	LAP TIME	MPH	DIFF	TIME OF DAY	
1 -		21.354	59.507	73.07	7.770	14:45:44.541	
2 -	31.963	20.950	52.913	82.18	1.176	14:46:37.454	
3 -	31.451	21.055	52.506	82.82	0.769	14:47:29.960	
4 -	31.536	20.567	52.103	83.46	0.366	14:48:22.063	
5 -	31.395	21.034	52.429	82.94	0.692	14:49:14.492	
6 -	31.363	20.597	51.960	83.69	0.223	14:50:06.452	
7 -	31.276	20.564	51.840 (2)	83.88	0.103	14:50:58.292	
8 -	31.193	20.544	51.737 (1)	84.05		14:51:50.029	
9 -	32.261	20.443	52.704	82.50	0.967	14:52:42.733	
10 -	31.251	20.706	51.957	83.69	0.220	14:53:34.690	
11 -	31.612	21.209	52.821	82.32	1.084	14:54:27.511	
12 -	31.714	20.799	52.513	82.81	0.776	14:55:20.024	
13 -	31.517	20.633	52.150	83.38	0.413	14:56:12.174	
14 -	31.371	20.556	51.927 (3)	83.74	0.190	14:57:04.101	
15 -	31.439	20.509	51.948	83.71	0.211	14:57:56.049	

P12 7 C		Seb JENKINS		Suzuki GSX-R 1000 - Long hours and hard graft			
IDEAL LAP TIME : 52.130		BEST LAP TIME : 52.308		DIFFERENCE : 0.178			
LAP	SECTOR 1	SECTOR 2	LAP TIME	MPH	DIFF	TIME OF DAY	
1 -		21.325	59.748	72.78	7.440	14:45:44.782	
2 -	32.463	21.358	53.821	80.79	1.513	14:46:38.603	
3 -	32.071	21.727	53.798	80.83	1.490	14:47:32.401	
4 -	32.579	21.563	54.142	80.31	1.834	14:48:26.543	
5 -	32.560	21.114	53.674	81.01	1.366	14:49:20.217	
6 -	32.509	21.040	53.549	81.20	1.241	14:50:13.766	
7 -	32.577	20.912	53.489	81.29	1.181	14:51:07.255	
8 -	31.675	20.633	52.308 (1)	83.13		14:51:59.563	
9 -	32.189	21.030	53.219	81.71	0.911	14:52:52.782	
10 -	31.957	21.041	52.998	82.05	0.690	14:53:45.780	
11 -	31.761	20.897	52.658 (3)	82.58	0.350	14:54:38.438	
12 -	31.984	20.730	52.714	82.49	0.406	14:55:31.152	
13 -	31.497	20.955	52.452 (2)	82.90	0.144	14:56:23.604	
14 -	31.945	20.750	52.695	82.52	0.387	14:57:16.299	

BMCRC - MRO Championships 2023 - Rnd 1 @ Brands Hatch Indy

Reactive Parts MRO Powerbikes inc Clubman 1000

RACE 15 - SECTOR ANALYSIS



SECTOR 1 = FL to I1, SECTOR 2 = I1 to FL, DIFF = Difference To Personal Best Lap, P = Crossed Finish Line in Pit Lane, D = Time Disallowed

P13 63		Matthew WREN		Suzuki GSXR - TBR performance		
IDEAL LAP TIME : 52.001		BEST LAP TIME : 52.052		DIFFERENCE : 0.051		
LAP	SECTOR 1	SECTOR 2	LAP TIME	MPH	DIFF	TIME OF DAY
1 -		21.567	59.325	73.30	7.273	14:45:44.359
2 -	32.677	21.399	54.076	80.41	2.024	14:46:38.435
3 -	31.933	21.669	53.602	81.12	1.550	14:47:32.037
4 -	32.511	21.736	54.247	80.16	2.195	14:48:26.284
5 -	31.988	21.592	53.580	81.16	1.528	14:49:19.864
6 -	32.138	21.576	53.714	80.95	1.662	14:50:13.578
7 -	32.304	21.278	53.582	81.15	1.530	14:51:07.160
8 -	32.022	20.968	52.990	82.06	0.938	14:52:00.150
9 -	31.958	20.894	52.852	82.27	0.800	14:52:53.002
10 -	31.764	21.390	53.154	81.81	1.102	14:53:46.156
11 -	31.441	21.044	52.485 (2)	82.85	0.433	14:54:38.641
12 -	31.987	20.812	52.799 (3)	82.36	0.747	14:55:31.440
13 -	31.189	20.863	52.052 (1)	83.54		14:56:23.492
14 -	31.782	21.206	52.988	82.06	0.936	14:57:16.480

P14 91 C		Chris TAYLOR		BMW S1000RR - Cam Civils and Landscaping LTD		
IDEAL LAP TIME : 52.628		BEST LAP TIME : 52.771		DIFFERENCE : 0.143		
LAP	SECTOR 1	SECTOR 2	LAP TIME	MPH	DIFF	TIME OF DAY
1 -		21.401	1:00.297	72.11	7.526	14:45:45.331
2 -	32.734	20.969	53.703	80.97	0.932	14:46:39.034
3 -	32.335	20.993	53.328	81.54	0.557	14:47:32.362
4 -	32.323	21.714	54.037	80.47	1.266	14:48:26.399
5 -	32.271	21.305	53.576	81.16	0.805	14:49:19.975
6 -	32.377	20.934	53.311	81.57	0.540	14:50:13.286
7 -	31.914	20.890	52.804 (3)	82.35	0.033	14:51:06.090
8 -	32.149	20.836	52.985	82.07	0.214	14:51:59.075
9 -	32.350	21.096	53.446	81.36	0.675	14:52:52.521
10 -	32.007	20.914	52.921	82.17	0.150	14:53:45.442
11 -	31.792	20.983	52.775 (2)	82.39	0.004	14:54:38.217
12 -	31.873	21.126	52.999	82.05	0.228	14:55:31.216
13 -	32.573	20.837	53.410	81.41	0.639	14:56:24.626
14 -	31.847	20.924	52.771 (1)	82.40		14:57:17.397

P15 34 C		Ben CHEESEMAN		Kawasaki ZX10R -		
IDEAL LAP TIME : 52.875		BEST LAP TIME : 53.069		DIFFERENCE : 0.194		
LAP	SECTOR 1	SECTOR 2	LAP TIME	MPH	DIFF	TIME OF DAY
1 -		21.604	1:00.655	71.69	7.586	14:45:45.689
2 -	32.562	21.162	53.724	80.94	0.655	14:46:39.413
3 -	32.356	21.047	53.403	81.42	0.334	14:47:32.816
4 -	32.594	21.445	54.039	80.47	0.970	14:48:26.855
5 -	32.761	21.331	54.092	80.39	1.023	14:49:20.947
6 -	32.163	21.131	53.294 (3)	81.59	0.225	14:50:14.241
7 -	32.510	21.160	53.670	81.02	0.601	14:51:07.911
8 -	32.075	20.994	53.069 (1)	81.94		14:52:00.980
9 -	33.560	21.205	54.765	79.40	1.696	14:52:55.745
10 -	32.407	20.800	53.207 (2)	81.72	0.138	14:53:48.952
11 -	33.990	21.579	55.569	78.25	2.500	14:54:44.521
12 -	33.562	22.101	55.663	78.12	2.594	14:55:40.184
13 -	32.855	21.504	54.359	79.99	1.290	14:56:34.543
14 -	33.117	21.453	54.570	79.68	1.501	14:57:29.113

BMCRC - MRO Championships 2023 - Rnd 1 @ Brands Hatch Indy

Reactive Parts MRO Powerbikes inc Clubman 1000

RACE 15 - SECTOR ANALYSIS



SECTOR 1 = FL to I1, SECTOR 2 = I1 to FL, DIFF = Difference To Personal Best Lap, P = Crossed Finish Line in Pit Lane, D = Time Disallowed

P16 261 C		Roberto Di GREGORIO		Ducati 899 PANIGALE - Physio Healthy			
IDEAL LAP TIME : 53.568		BEST LAP TIME : 53.825		DIFFERENCE : 0.257			
LAP	SECTOR 1	SECTOR 2	LAP TIME	MPH	DIFF	TIME OF DAY	
1 -		21.477	1:01.105	71.16	7.280	14:45:46.139	
2 -	32.686	21.491	54.177	80.26	0.352	14:46:40.316	
3 -	32.527	21.684	54.211	80.21	0.386	14:47:34.527	
4 -	33.384	21.858	55.242	78.71	1.417	14:48:29.769	
5 -	32.894	21.557	54.451	79.86	0.626	14:49:24.220	
6 -	32.802	21.510	54.312	80.06	0.487	14:50:18.532	
7 -	32.786	21.098	53.884 (2)	80.70	0.059	14:51:12.416	
8 -	32.470	21.355	53.825 (1)	80.79		14:52:06.241	
9 -	32.816	24.332	57.148	76.09	3.323	14:53:03.389	
10 -	33.324	22.230	55.554	78.27	1.729	14:53:58.943	
11 -	32.675	21.376	54.051 (3)	80.45	0.226	14:54:52.994	
12 -	33.165	22.013	55.178	78.81	1.353	14:55:48.172	
13 -	33.426	23.087	56.513	76.94	2.688	14:56:44.685	
14 -	34.875	22.083	56.958	76.34	3.133	14:57:41.643	

BMCRC - MRO Championships 2023 - Rnd 1 @ Brands Hatch Indy

Reactive Parts MRO Powerbikes inc Clubman 1000

RACE 15 - BEST SECTORS

SECTOR 1			SECTOR 2			IDEAL / BEST COMPARISON						
POS	NO	NAME	TIME	NO	NAME	TIME	POS	NO	NAME	IDEAL	BEST	DIFF
									PERFECT LAP	48.305		
1	26	WAINWRIGHT	29.066	26	WAINWRIGHT	19.239	1	26	WAINWRIGHT	48.305	48.305	0.000
2	48	WILSON	29.565	48	WILSON	19.424	2	48	WILSON	48.989	48.989	0.000
3	21	CROUCHER	29.574	21	CROUCHER	19.495	3	21	CROUCHER	49.069	49.081	0.012
4	53	McGLYNN	29.629	53	McGLYNN	19.725	4	53	McGLYNN	49.354	49.484	0.130
5	49	WALLINGTON	30.287	224	HEALEY	20.139	5	49	WALLINGTON	50.528	50.564	0.036
6	83	SIGGS	30.405	17	BAKER	20.173	6	83	SIGGS	50.607	50.607	0.000
7	188	KRAWIECKI	30.567	83	SIGGS	20.202	7	188	KRAWIECKI	50.838	51.058	0.220
8	224	HEALEY	30.908	49	WALLINGTON	20.241	8	224	HEALEY	51.047	51.047	0.000
9	17	BAKER	30.973	188	KRAWIECKI	20.271	9	17	BAKER	51.146	51.214	0.068
10	37	GROVER	30.992	37	GROVER	20.309	10	37	GROVER	51.301	51.301	0.000
11	63	WREN	31.189	281	FARLEY	20.443	11	281	FARLEY	51.636	51.737	0.101
12	281	FARLEY	31.193	7	JENKINS	20.633	12	63	WREN	52.001	52.052	0.051
13	7	JENKINS	31.497	34	CHEESEMAN	20.800	13	7	JENKINS	52.130	52.308	0.178
14	91	TAYLOR	31.792	63	WREN	20.812	14	91	TAYLOR	52.628	52.771	0.143
15	34	CHEESEMAN	32.075	91	TAYLOR	20.836	15	34	CHEESEMAN	52.875	53.069	0.194
16	261	GREGORIO	32.470	261	GREGORIO	21.098	16	261	GREGORIO	53.568	53.825	0.257

BMCRC - MRO Championships 2023 - Rnd 1 @ Brands Hatch Indy

Reactive Parts MRO Powerbikes inc Clubman 1000

RACE 15 - STATISTICS

Competitors Started 16
Planned Start 2023-03-12 @ 15:22:00.000
Actual Start 2023-03-12 @ 14:44:45.033
Finish Time 2023-03-12 @ 14:57:08.962
Track Length 1.2079mi.
Total Laps 235
Total Distance Covered 283.8672mi.

Session Fastest Lap History

NO	CL	NAME	LAP TIME	TIME OF DAY	LAP	VEHICLE
26		Josh WAINWRIGHT	49.864	14:46:29.467	2	Honda CBR1000
26		Josh WAINWRIGHT	48.651	14:47:18.097	3	Honda CBR1000
26		Josh WAINWRIGHT	48.305	14:48:06.402	4	Honda CBR1000

Session Leader History

NO	CL	NAME	FROM LAP	LAPS LED	DISTANCE	VEHICLE
53		Seamus McGLYNN	1	1	1.20 miles	Yamaha R1
26		Josh WAINWRIGHT	2	14	16.91 miles	Honda CBR1000

Flag History

TYPE	TIME OF DAY
GREEN	14:44:45.033
FINISH	14:57:08.962

Flag Statistics

TYPE	COUNT	TOTAL LAPS	TOTAL TIME
Green	1	15	13:38.053
Red	0	0	0.000
Safety Car	0	0	0.000
FCY	0	0	0.000

BMCRC - MRO Championships 2023 - Rnd 1 @ Brands Hatch Indy

Reactive Parts MRO Powerbikes inc Clubman 1000

RACE 15 - STATISTICS

CLASS :

9 Starters

Fastest Lap History

NO	NAME	LAP TIME	TIME OF DAY	LAP	VEHICLE
26	Josh WAINWRIGHT	49.864	14:46:29.467	2	Honda CBR1000
26	Josh WAINWRIGHT	48.651	14:47:18.097	3	Honda CBR1000
26	Josh WAINWRIGHT	48.305	14:48:06.402	4	Honda CBR1000

Leader History

NO	NAME	FROM LAP	LAPS LED	DISTANCE	VEHICLE
53	Seamus McGLYNN	1	1	1.20 miles	Yamaha R1
26	Josh WAINWRIGHT	2	14	16.91 miles	Honda CBR1000

BMCRC - MRO Championships 2023 - Rnd 1 @ Brands Hatch Indy

Reactive Parts MRO Powerbikes inc Clubman 1000

RACE 15 - STATISTICS

CLASS : C

7 Starters

Fastest Lap History

NO	NAME	LAP TIME	TIME OF DAY	LAP	VEHICLE
37	Clayton GROVER	52.701	14:46:35.636	2	Yamaha R1
281	Daniel FARLEY	52.506	14:47:29.982	3	Suzuki GSXR
281	Daniel FARLEY	52.103	14:48:22.084	4	Suzuki GSXR
37	Clayton GROVER	51.989	14:50:06.266	6	Yamaha R1
281	Daniel FARLEY	51.960	14:50:06.473	6	Suzuki GSXR
224	Lee HEALEY	51.716	14:50:07.757	6	Suzuki GSXR 1000R
224	Lee HEALEY	51.521	14:50:59.279	7	Suzuki GSXR 1000R
224	Lee HEALEY	51.459	14:51:50.738	8	Suzuki GSXR 1000R
37	Clayton GROVER	51.301	14:57:54.788	15	Yamaha R1
224	Lee HEALEY	51.047	14:57:54.921	15	Suzuki GSXR 1000R

Leader History

NO	NAME	FROM LAP	LAPS LED	DISTANCE	VEHICLE
37	Clayton GROVER	1	6	7.24 miles	Yamaha R1
281	Daniel FARLEY	7	2	2.41 miles	Suzuki GSXR
37	Clayton GROVER	9	7	8.45 miles	Yamaha R1



L & W CONTRACTORS

BMCRC ROOKIE 600 & 1000



BMCRC-MRO Championships - Round 1
Brands Hatch Indy
11th / 12th March 2023



Timing & Results Provided by Timing Solutions Ltd

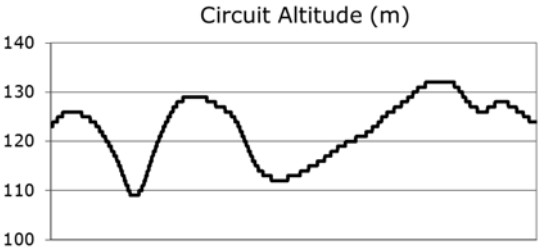
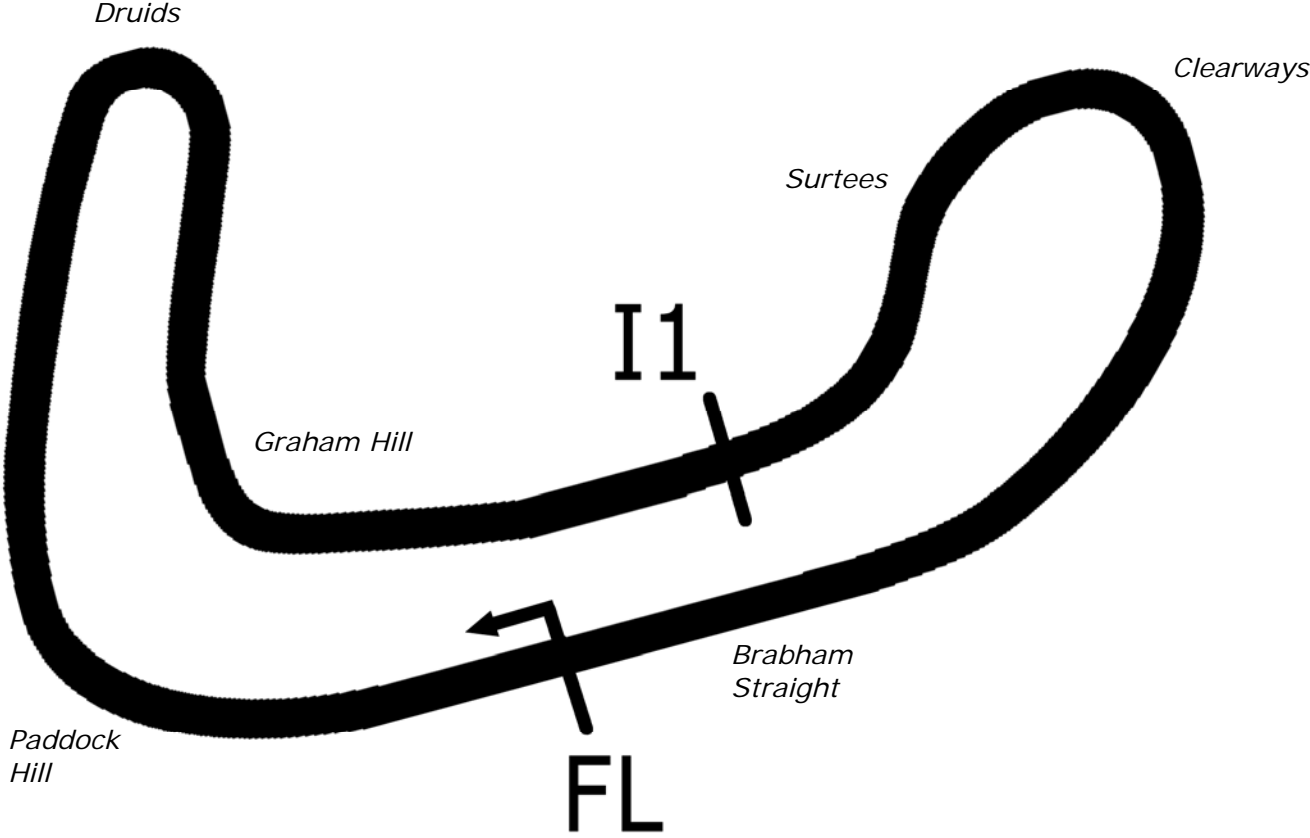
www.tsl-timing.com

Brands Hatch Indy



SPORTS TIMING

TIMING SOLUTIONS LTD



Length	1.2079 miles	1944.0 m	
FL		51.36032 N	0.26032 E
I1	1112m	51.35934 N	0.25955 E
Pit Entry	1669m	51.35911 N	0.25743 E
Pit Exit	26m after FL	51.36027 N	0.26078 E
Pit Entry–Pit Exit 277m, 16.6s @60kph, 12.4s @80kph			

BMCRC - MRO Championships 2023 - Rnd 1 @ Brands Hatch Indy

L&W Contractors BMCRC Rookie 600 & Rookie 1000

QUALIFYING - CLASSIFICATION



CONTRACTORS LTD

POS	NO	CL	PIC NAME	ENTRY	TIME	ON	LAPS	GAP	DIFF	MPH
1	87	1000	1 Karl THOMPSON	Yamaha R1 - #Teamrace	52.438	11	13			82.92
2	33	1000	2 Luke BLACKFORD	Ducati 1299 - D5 graphics	52.725	7	13	0.287	0.287	82.47
3	100	1000	3 Sam CRANSTONE	Bmw S1000RR -	52.920	7	13	0.482	0.195	82.17
4	28	600	1 Tom WALKER	Honda CBR600RR - TRWRacing GRPone	53.854	11	12	1.416	0.934	80.74
5	21	600	2 Toby FINNIS	Kawasaki ZX636 - NOKA	53.977	11	11	1.539	0.123	80.56
6	24	600	3 Callum MANLEY	Honda CBR600 RR - Bees sweets, leeway building ser	54.367	10	10	1.929	0.390	79.98
7	23	1000	4 Jason PAES	Aprilia RSV4 - J&R Electrical Ltd	54.581	12	12	2.143	0.214	79.67
8	20	600	4 Nathan MILES	Triumph DAYTONA -	54.785	9	9	2.347	0.204	79.37
9	43	600	5 Paul NIELD	Honda CBR600RR -	54.963	12	13	2.525	0.178	79.11
10	81	1000	5 Dan HARTLE	Yamaha R1 2CR - #Teamrace	55.026	8	8	2.588	0.063	79.02
11	61	600	6 Jason GAMBLE	Kawasaki ZX6R -	55.411	9	12	2.973	0.385	78.47
12	149	1000	6 David WILKINS	Yamaha R1 - TwoClicksOut Racing	56.220	7	10	3.782	0.809	77.34
13	187	1000	7 Scott DERMOTT	Yamaha R1 - TwoClicksOut Racing	56.389	9	12	3.951	0.169	77.11
14	123	1000	8 James VINCER	Yamaha YZFR1 - A W RACING LTD	56.921	4	8	4.483	0.532	76.39
15	89	600	7 Marco STRILLOZZI	Yamaha R6 - KLUAPP.COM	57.028	10	11	4.590	0.107	76.25
16	36	1000	9 Alan MORGAN	Suzuki GSXR 1000 - Little Duck Racing	57.355	2	4	4.917	0.327	75.81
17	830	1000	10 Daniel HOLT	Aprilia RSV4 1100 - DBH Plastering	57.896	6	6	5.458	0.541	75.11
18	164	1000	11 Paul BOXALL	Honda FIREBLADE - WG Tyres	58.159	10	11	5.721	0.263	74.77
19	115*	600	8 Brian MAHER	Yamaha R6 -	58.396	7	7	5.958	0.237	74.46
20	191	1000	12 Maurice DAVEY	Suzuki GSXR 1000 - M D racing	58.486	12	12	6.048	0.090	74.35
21	4	600	9 Kallum BEDWELL	Yamaha R6 - KB	58.755	10	12	6.317	0.269	74.01
22	65	600	10 Francesco MONTINI	Triumph DAYTONA 675R - Sara Johnson	59.270	10	11	6.832	0.515	73.36
23	90	600	11 Tom ELLIOTT	Yamaha R6 -	59.493	11	12	7.055	0.223	73.09
24	139	600	12 Michael HUDSON	Yamaha R6 - Atlas Bulk Carriers Ltd	1:01.944	8	8	9.506	2.451	70.20
25	395	600	13 William NICHOLLS	Yamaha R6 - Will Nicholls Farriery	1:02.951	10	10	10.513	1.007	69.07
26	62	1000	13 Dean MILLER	Yamaha R1 - Self-sponsored	1:04.731	9	11	12.293	1.780	67.17
27	150	600	14 Stuart MELHIUSH	Triumph 675 -	1:05.187	11	11	12.749	0.456	66.70

* No. 115 - Please fit a working transponder

Weather / Track : Cloudy / Dry

These results are provisional until the conclusion of any judicial and technical matters.

Brands Hatch Indy: 1.2079 miles
Date: 11/03/2023 Start: 10:35 Finish: 10:47

Clerk Of Course :	Stewards :	Timekeeper : <i>Craig Smith</i>
-------------------	------------	------------------------------------

Results can be found at www.tsl-timing.com

Printed - 10:48 Saturday, 11 March 2023



BMCRC - MRO Championships 2023 - Rnd 1 @ Brands Hatch Indy

L&W Contractors BMCRC Rookie 600 & Rookie 1000

QUALIFYING - SECTOR ANALYSIS



SECTOR 1 = FL to I1, SECTOR 2 = I1 to FL, DIFF = Difference To Personal Best Lap, P = Crossed Finish Line in Pit Lane, D = Time Disallowed

P1 87 1000 Karl THOMPSON		Yamaha R1 - #Teamrace				
IDEAL LAP TIME : 52.268		BEST LAP TIME : 52.438		DIFFERENCE : 0.170		
LAP	SECTOR 1	SECTOR 2	LAP TIME	MPH	DIFF	TIME OF DAY
1 -	36.737	22.261	58.998	73.70	6.560	10:37:23.614
2 -	35.250	22.713	57.963	75.02	5.525	10:38:21.577
3 -	36.484	22.726	59.210	73.44	6.772	10:39:20.787
4 -	33.832	21.447	55.279	78.66	2.841	10:40:16.066
5 -	33.704	21.190	54.894	79.21	2.456	10:41:10.960
6 -	32.881	21.010	53.891	80.69	1.453	10:42:04.851
7 -	32.266	21.933	54.199	80.23	1.761	10:42:59.050
8 -	32.445	21.899	54.344	80.01	1.906	10:43:53.394
9 -	31.991	20.830	52.821 (3)	82.32	0.383	10:44:46.215
10 -	33.356	21.297	54.653	79.56	2.215	10:45:40.868
11 -	31.930	20.508	52.438 (1)	82.92		10:46:33.306
12 -	31.851	21.506	53.357	81.50	0.919	10:47:26.663
13 -	31.760	20.915	52.675 (2)	82.55	0.237	10:48:19.338

P2 33 1000 Luke BLACKFORD		Ducati 1299 - D5 graphics				
IDEAL LAP TIME : 52.652		BEST LAP TIME : 52.725		DIFFERENCE : 0.073		
LAP	SECTOR 1	SECTOR 2	LAP TIME	MPH	DIFF	TIME OF DAY
1 -	35.295	22.337	57.632	75.45	4.907	10:36:50.463
2 -	33.696	21.782	55.478	78.38	2.753	10:37:45.941
3 -	32.736	22.124	54.860	79.26	2.135	10:38:40.801
4 -	32.163	22.204	54.367	79.98	1.642	10:39:35.168
5 -	32.186	21.700	53.886	80.70	1.161	10:40:29.054
6 -	32.457	21.114	53.571	81.17	0.846	10:41:22.625
7 -	31.780	20.945	52.725 (1)	82.47		10:42:15.350
8 -	31.965	21.176	53.141 (3)	81.83	0.416	10:43:08.491
9 -	31.707	21.205	52.912 (2)	82.18	0.187	10:44:01.403
10 -	33.189	21.345	54.534	79.74	1.809	10:44:55.937
11 -	32.747	21.202	53.949	80.60	1.224	10:45:49.886
12 -	32.032	21.525	53.557	81.19	0.832	10:46:43.443
13 -	32.224	21.616	53.840	80.76	1.115	10:47:37.283

P3 100 1000 Sam CRANSTONE		Bmw S1000RR -				
IDEAL LAP TIME : 52.890		BEST LAP TIME : 52.920		DIFFERENCE : 0.030		
LAP	SECTOR 1	SECTOR 2	LAP TIME	MPH	DIFF	TIME OF DAY
1 -	35.432	22.101	57.533	75.58	4.613	10:36:50.746
2 -	33.741	21.666	55.407	78.48	2.487	10:37:46.153
3 -	32.892	21.901	54.793	79.36	1.873	10:38:40.946
4 -	33.252	21.703	54.955	79.13	2.035	10:39:35.901
5 -	31.897	21.329	53.226 (3)	81.70	0.306	10:40:29.127
6 -	32.579	21.256	53.835	80.77	0.915	10:41:22.962
7 -	31.861	21.059	52.920 (1)	82.17		10:42:15.882
8 -	32.076	22.159	54.235	80.18	1.315	10:43:10.117
9 -	32.398	21.257	53.655	81.04	0.735	10:44:03.772
10 -	32.260	23.376	55.636	78.16	2.716	10:44:59.408
11 -	32.263	21.926	54.189	80.24	1.269	10:45:53.597
12 -	32.359	21.059	53.418	81.40	0.498	10:46:47.015
13 -	32.017	21.029	53.046 (2)	81.97	0.126	10:47:40.061

BMCRC - MRO Championships 2023 - Rnd 1 @ Brands Hatch Indy

L&W Contractors BMCRC Rookie 600 & Rookie 1000

QUALIFYING - SECTOR ANALYSIS



SECTOR 1 = FL to I1, SECTOR 2 = I1 to FL, DIFF = Difference To Personal Best Lap, P = Crossed Finish Line in Pit Lane, D = Time Disallowed

P4 28 600 Tom WALKER		Honda CBR600RR - TRWRacing GRPone				
IDEAL LAP TIME : 53.854		BEST LAP TIME : 53.854		DIFFERENCE : 0.000		
LAP	SECTOR 1	SECTOR 2	LAP TIME	MPH	DIFF	TIME OF DAY
1 -	39.354	23.326	1:02.680	69.37	8.826	10:37:30.737
2 -	35.616	22.537	58.153	74.77	4.299	10:38:28.890
3 -	34.376	22.016	56.392	77.11	2.538	10:39:25.282
4 -	34.973	22.339	57.312	75.87	3.458	10:40:22.594
5 -	33.796	21.574	55.370	78.53	1.516	10:41:17.964
6 -	33.501	21.374	54.875 (2)	79.24	1.021	10:42:12.839
7 -	34.167	21.448	55.615	78.19	1.761	10:43:08.454
8 -	33.598	21.420	55.018	79.03	1.164	10:44:03.472
9 -	34.135	22.902	57.037	76.24	3.183	10:45:00.509
10 -	33.255	21.629	54.884 (3)	79.23	1.030	10:45:55.393
11 -	32.749	21.105	53.854 (1)	80.74		10:46:49.247
12 -	33.137	22.716	55.853	77.85	1.999	10:47:45.100

P5 21 600 Toby FINNIS		Kawasaki ZX636 - NOKA				
IDEAL LAP TIME : 53.977		BEST LAP TIME : 53.977		DIFFERENCE : 0.000		
LAP	SECTOR 1	SECTOR 2	LAP TIME	MPH	DIFF	TIME OF DAY
1 -	37.194	24.536	1:01.730	70.44	7.753	10:37:08.918
2 -	38.683	23.086	1:01.769	70.40	7.792	10:38:10.687
3 -	34.446	22.137	56.583	76.85	2.606	10:39:07.270
4 -	35.380	23.465	58.845	73.89	4.868	10:40:06.115
5 -	34.840	21.855	56.695	76.70	2.718	10:41:02.810
6 -	34.327	21.589	55.916 (3)	77.77	1.939	10:41:58.726
7 -	33.377	21.489	54.866 (2)	79.25	0.889	10:42:53.592
8 -	34.241	21.923	56.164	77.42	2.187	10:43:49.756
9 -	34.127	22.049	56.176	77.41	2.199	10:44:45.932
10 -	33.793	22.145	55.938	77.73	1.961	10:45:41.870
11 -	32.815	21.162	53.977 (1)	80.56		10:46:35.847

P6 24 600 Callum MANLEY		Honda CBR600 RR - Becs sweets, leeway building services				
IDEAL LAP TIME : 54.367		BEST LAP TIME : 54.367		DIFFERENCE : 0.000		
LAP	SECTOR 1	SECTOR 2	LAP TIME	MPH	DIFF	TIME OF DAY
1 -	OUTLAP	24.467	1:04.020	67.92	9.653	10:38:49.193
2 -	35.989	22.360	58.349	74.52	3.982	10:39:47.542
3 -	34.597	22.475	57.072	76.19	2.705	10:40:44.614
4 -	33.973	21.920	55.893	77.80	1.526	10:41:40.507
5 -	33.385	21.860	55.245 (3)	78.71	0.878	10:42:35.752
6 -	33.511	21.850	55.361	78.54	0.994	10:43:31.113
7 -	33.291	22.717	56.008	77.64	1.641	10:44:27.121
8 -	33.900	22.298	56.198	77.38	1.831	10:45:23.319
9 -	33.181	21.635	54.816 (2)	79.33	0.449	10:46:18.135
10 -	32.765	21.602	54.367 (1)	79.98		10:47:12.502

P7 23 1000 Jason PAES		Aprilia RSV4 - J&R Electrical Ltd				
IDEAL LAP TIME : 54.566		BEST LAP TIME : 54.581		DIFFERENCE : 0.015		
LAP	SECTOR 1	SECTOR 2	LAP TIME	MPH	DIFF	TIME OF DAY
1 -	40.201	24.969	1:05.170	66.72	10.589	10:36:59.703
2 -	35.613	22.250	57.863	75.15	3.282	10:37:57.566
3 -	33.889	22.309	56.198	77.38	1.617	10:38:53.764
4 -	33.973	22.045	56.018	77.62	1.437	10:39:49.782
5 -	34.763	22.064	56.827	76.52	2.246	10:40:46.609
6 -	33.244	23.200	56.444	77.04	1.863	10:41:43.053
7 -	34.977	22.054	57.031	76.24	2.450	10:42:40.084
8 -	33.386	21.734	55.120 (3)	78.89	0.539	10:43:35.204
9 -	35.239	22.275	57.514	75.60	2.933	10:44:32.718
10 -	33.005	22.712	55.717	78.04	1.136	10:45:28.435
11 -	33.264	21.627	54.891 (2)	79.22	0.310	10:46:23.326
12 -	33.020	21.561	54.581 (1)	79.67		10:47:17.907

BMCRC - MRO Championships 2023 - Rnd 1 @ Brands Hatch Indy

L&W Contractors BMCRC Rookie 600 & Rookie 1000

QUALIFYING - SECTOR ANALYSIS



SECTOR 1 = FL to I1, SECTOR 2 = I1 to FL, DIFF = Difference To Personal Best Lap, P = Crossed Finish Line in Pit Lane, D = Time Disallowed

P8 20 600 Nathan MILES		Triumph DAYTONA -				
IDEAL LAP TIME : 54.670		BEST LAP TIME : 54.785		DIFFERENCE : 0.115		
LAP	SECTOR 1	SECTOR 2	LAP TIME	MPH	DIFF	TIME OF DAY
1 -	OUTLAP	22.885	1:01.506	70.70	6.721	10:37:42.947
2 -	35.537	22.583	58.120	74.82	3.335	10:38:41.067
3 -	34.314	22.080	56.394	77.11	1.609	10:39:37.461
4 -	34.764	23.054	57.818	75.21	3.033	10:40:35.279
5 -	33.460	21.790	55.250 (3)	78.70	0.465	10:41:30.529
6 -	34.061	21.977	56.038	77.60	1.253	10:42:26.567
7 -	33.368	21.762	55.130 (2)	78.87	0.345	10:43:21.697
8 -	33.412	21.933	55.345	78.57	0.560	10:44:17.042
9 -	32.908	21.877	54.785 (1)	79.37		10:45:11.827

P9 43 600 Paul NIELD		Honda CBR600RR -				
IDEAL LAP TIME : 54.678		BEST LAP TIME : 54.963		DIFFERENCE : 0.285		
LAP	SECTOR 1	SECTOR 2	LAP TIME	MPH	DIFF	TIME OF DAY
1 -	41.276	24.917	1:06.193	65.69	11.230	10:36:59.472
2 -	36.262	22.546	58.808	73.94	3.845	10:37:58.280
3 -	34.109	22.403	56.512	76.95	1.549	10:38:54.792
4 -	34.045	22.314	56.359	77.15	1.396	10:39:51.151
5 -	34.200	22.899	57.099	76.15	2.136	10:40:48.250
6 -	33.674	22.298	55.972	77.69	1.009	10:41:44.222
7 -	34.934	22.223	57.157	76.08	2.194	10:42:41.379
8 -	34.124	22.201	56.325	77.20	1.362	10:43:37.704
9 -	33.927	22.336	56.263	77.29	1.300	10:44:33.967
10 -	33.266	22.083	55.349 (3)	78.56	0.386	10:45:29.316
11 -	33.476	21.832	55.308 (2)	78.62	0.345	10:46:24.624
12 -	32.846	22.117	54.963 (1)	79.11		10:47:19.587
13 -	33.323	24.455	57.778	75.26	2.815	10:48:17.365

P10 81 1000 Dan HARTLE		Yamaha R1 2CR - #Teamrace				
IDEAL LAP TIME : 54.583		BEST LAP TIME : 55.026		DIFFERENCE : 0.443		
LAP	SECTOR 1	SECTOR 2	LAP TIME	MPH	DIFF	TIME OF DAY
1 -	46.919	22.609	1:09.528	62.54	14.502	10:37:09.870
2 -	34.630	21.486	56.116	77.49	1.090	10:38:05.986
3 -	34.748	21.823	56.571	76.86	1.545	10:39:02.557
4 -	34.092	21.709	55.801	77.93	0.775	10:39:58.358
5 -	33.544	21.529	55.073 (2)	78.96	0.047	10:40:53.431
6 -	33.336	21.752	55.088 (3)	78.93	0.062	10:41:48.519
7 -	33.921	22.007	55.928	77.75	0.902	10:42:44.447
8 -	33.723	21.303	55.026 (1)	79.02		10:43:39.473

P11 61 600 Jason GAMBLE		Kawasaki ZX6R -				
IDEAL LAP TIME : 55.403		BEST LAP TIME : 55.411		DIFFERENCE : 0.008		
LAP	SECTOR 1	SECTOR 2	LAP TIME	MPH	DIFF	TIME OF DAY
1 -	43.958	25.693	1:09.651	62.43	14.240	10:37:08.092
2 -	37.689	23.185	1:00.874	71.43	5.463	10:38:08.966
3 -	35.226	22.880	58.106	74.83	2.695	10:39:07.072
4 -	35.134	23.556	58.690	74.09	3.279	10:40:05.762
5 -	34.632	22.308	56.940	76.37	1.529	10:41:02.702
6 -	35.343	22.576	57.919	75.08	2.508	10:42:00.621
7 -	33.713	22.011	55.724 (3)	78.03	0.313	10:42:56.345
8 -	33.763	23.560	57.323	75.86	1.912	10:43:53.668
9 -	33.434	21.977	55.411 (1)	78.47		10:44:49.079
10 -	33.556	21.969	55.525 (2)	78.31	0.114	10:45:44.604
11 -	34.381	22.039	56.420	77.07	1.009	10:46:41.024
12 -	33.624	22.178	55.802	77.92	0.391	10:47:36.826

BMCRC - MRO Championships 2023 - Rnd 1 @ Brands Hatch Indy

L&W Contractors BMCRC Rookie 600 & Rookie 1000

QUALIFYING - SECTOR ANALYSIS



SECTOR 1 = FL to I1, SECTOR 2 = I1 to FL, DIFF = Difference To Personal Best Lap, P = Crossed Finish Line in Pit Lane, D = Time Disallowed

P12 149 1000 David WILKINS		Yamaha R1 - TwoClicksOut Racing				
IDEAL LAP TIME : 56.122		BEST LAP TIME : 56.220				
		DIFFERENCE : 0.098				
LAP	SECTOR 1	SECTOR 2	LAP TIME	MPH	DIFF	TIME OF DAY
1 -	41.754	24.515	1:06.269	65.62	10.049	10:37:03.274
2 -	37.188	23.385	1:00.573	71.79	4.353	10:38:03.847
3 -	35.214	22.845	58.059	74.89	1.839	10:39:01.906
4 -	35.210	23.366	58.576	74.23	2.356	10:40:00.482
5 -	34.642	22.822	57.464	75.67	1.244	10:40:57.946
6 -	34.146	22.671	56.817	76.53	0.597	10:41:54.763
7 -	33.772	22.448	56.220 (1)	77.34		10:42:50.983
8 -	35.034	22.502	57.536	75.58	1.316	10:43:48.519
9 -	34.376	22.350	56.726 (3)	76.65	0.506	10:44:45.245
10 -	34.176	22.352	56.528 (2)	76.92	0.308	10:45:41.773

P13 187 1000 Scott DERMOTT		Yamaha R1 - TwoClicksOut Racing				
IDEAL LAP TIME : 55.797		BEST LAP TIME : 56.389				
		DIFFERENCE : 0.592				
LAP	SECTOR 1	SECTOR 2	LAP TIME	MPH	DIFF	TIME OF DAY
1 -	44.894	27.475	1:12.369	60.08	15.980	10:37:10.281
2 -	40.061	24.644	1:04.705	67.20	8.316	10:38:14.986
3 -	37.175	23.794	1:00.969	71.32	4.580	10:39:15.955
4 -	35.507	23.526	59.033	73.66	2.644	10:40:14.988
5 -	35.026	22.782	57.808	75.22	1.419	10:41:12.796
6 -	35.299	23.321	58.620	74.18	2.231	10:42:11.416
7 -	34.053	22.414	56.467 (2)	77.01	0.078	10:43:07.883
8 -	34.911	22.738	57.649	75.43	1.260	10:44:05.532
9 -	34.045	22.344	56.389 (1)	77.11		10:45:01.921
10 -	37.894	22.675	1:00.569	71.79	4.180	10:46:02.490
11 -	33.730	23.319	57.049 (3)	76.22	0.660	10:46:59.539
12 -	37.448	22.067	59.515	73.06	3.126	10:47:59.054

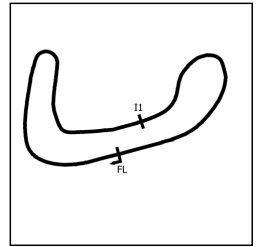
P14 123 1000 James VINCER		Yamaha YZFR1 - A W RACING LTD				
IDEAL LAP TIME : 56.907		BEST LAP TIME : 56.921				
		DIFFERENCE : 0.014				
LAP	SECTOR 1	SECTOR 2	LAP TIME	MPH	DIFF	TIME OF DAY
1 -	36.795	23.633	1:00.428	71.96	3.507	10:36:53.968
2 -	35.691	23.081	58.772	73.99	1.851	10:37:52.740
3 -	35.071	22.209	57.280 (2)	75.91	0.359	10:38:50.020
4 -	34.698	22.223	56.921 (1)	76.39		10:39:46.941
5 -	34.784	22.606	57.390 (3)	75.77	0.469	10:40:44.331
6 -	35.199	22.975	58.174	74.75	1.253	10:41:42.505
7 -	35.332	23.201	58.533	74.29	1.612	10:42:41.038
8 -	35.490	22.735	58.225	74.68	1.304	10:43:39.263

P15 89 600 Marco STRILLOZZI		Yamaha R6 - KLUAPP.COM				
IDEAL LAP TIME : 56.865		BEST LAP TIME : 57.028				
		DIFFERENCE : 0.163				
LAP	SECTOR 1	SECTOR 2	LAP TIME	MPH	DIFF	TIME OF DAY
1 -	OUTLAP	24.652	1:07.923	64.02	10.895	10:37:47.408
2 -	36.901	24.512	1:01.413	70.80	4.385	10:38:48.821
3 -	36.243	23.279	59.522	73.05	2.494	10:39:48.343
4 -	36.577	23.925	1:00.502	71.87	3.474	10:40:48.845
5 -	35.854	23.522	59.376	73.23	2.348	10:41:48.221
6 -	35.831	24.417	1:00.248	72.17	3.220	10:42:48.469
7 -	35.442	24.238	59.680	72.86	2.652	10:43:48.149
8 -	35.237	22.760	57.997	74.97	0.969	10:44:46.146
9 -	35.420	22.402	57.822 (3)	75.20	0.794	10:45:43.968
10 -	34.463	22.565	57.028 (1)	76.25		10:46:40.996
11 -	35.090	22.605	57.695 (2)	75.37	0.667	10:47:38.691

BMCRC - MRO Championships 2023 - Rnd 1 @ Brands Hatch Indy

L&W Contractors BMCRC Rookie 600 & Rookie 1000

QUALIFYING - SECTOR ANALYSIS



SECTOR 1 = FL to I1, SECTOR 2 = I1 to FL, DIFF = Difference To Personal Best Lap, P = Crossed Finish Line in Pit Lane, D = Time Disallowed

P16		36 1000		Alan MORGAN		Suzuki GSXR 1000 - Little Duck Racing	
IDEAL LAP TIME : 57.355		BEST LAP TIME : 57.355		DIFFERENCE : 0.000			
LAP	SECTOR 1	SECTOR 2	LAP TIME	MPH	DIFF	TIME OF DAY	
1 -	OUTLAP	23.414	1:04.655	67.25	7.300	10:38:39.664	
2 -	34.761	22.594	57.355 (1)	75.81		10:39:37.019	
3 -	35.902	23.636	59.538 (3)	73.03	2.183	10:40:36.557	
4 -	35.527	22.618	58.145 (2)	74.78	0.790	10:41:34.702	

P17		830 1000		Daniel HOLT		Aprilia RSV4 1100 - DBH Plastering	
IDEAL LAP TIME : 57.588		BEST LAP TIME : 57.896		DIFFERENCE : 0.308			
LAP	SECTOR 1	SECTOR 2	LAP TIME	MPH	DIFF	TIME OF DAY	
1 -	OUTLAP	23.869	1:04.576	67.34	6.680	10:38:38.465	
2 -	34.803	23.227	58.030 (2)	74.93	0.134	10:39:36.495	
3 -	35.648	24.808	1:00.456	71.93	2.560	10:40:36.951	
4 -	37.267	23.981	1:01.248	70.99	3.352	10:41:38.199	
5 -	35.511	22.785	58.296 (3)	74.59	0.400	10:42:36.495	
6 -	35.003	22.893	57.896 (1)	75.11		10:43:34.391	

P18		164 1000		Paul BOXALL		Honda FIREBLADE - WG Tyres	
IDEAL LAP TIME : 58.159		BEST LAP TIME : 58.159		DIFFERENCE : 0.000			
LAP	SECTOR 1	SECTOR 2	LAP TIME	MPH	DIFF	TIME OF DAY	
1 -	OUTLAP	24.491	1:08.473	63.50	10.314	10:37:46.329	
2 -	37.692	24.090	1:01.782	70.38	3.623	10:38:48.111	
3 -	37.362	23.815	1:01.177	71.08	3.018	10:39:49.288	
4 -	36.831	23.621	1:00.452	71.93	2.293	10:40:49.740	
5 -	36.126	23.260	59.386 (3)	73.22	1.227	10:41:49.126	
6 -	35.997	23.853	59.850	72.65	1.691	10:42:48.976	
7 -	36.725	23.392	1:00.117	72.33	1.958	10:43:49.093	
8 -	36.482	23.482	59.964	72.52	1.805	10:44:49.057	
9 -	36.106	23.554	59.660	72.88	1.501	10:45:48.717	
10 -	35.112	23.047	58.159 (1)	74.77		10:46:46.876	
11 -	35.315	23.274	58.589 (2)	74.22	0.430	10:47:45.465	

P19		115 600		Brian MAHER		Yamaha R6 -	
IDEAL LAP TIME :		BEST LAP TIME : 58.396		DIFFERENCE :			
LAP	SECTOR 1	SECTOR 2	LAP TIME	MPH	DIFF	TIME OF DAY	
1 -			1:04.331	67.59	5.935	10:37:33.944	
2 -			1:01.511	70.69	3.115	10:38:35.455	
3 -			1:00.528	71.84	2.132	10:39:35.983	
4 -			1:00.299 (3)	72.11	1.903	10:40:36.282	
5 -			1:00.444	71.94	2.048	10:41:36.726	
6 -			58.805 (2)	73.94	0.409	10:42:35.531	
7 -			58.396 (1)	74.46		10:43:33.927	

P20		191 1000		Maurice DAVEY		Suzuki GSXR 1000 - M D racing	
IDEAL LAP TIME : 58.386		BEST LAP TIME : 58.486		DIFFERENCE : 0.100			
LAP	SECTOR 1	SECTOR 2	LAP TIME	MPH	DIFF	TIME OF DAY	
1 -	43.220	25.088	1:08.308	63.66	9.822	10:37:00.447	
2 -	37.265	23.370	1:00.635	71.71	2.149	10:38:01.082	
3 -	36.439	23.282	59.721	72.81	1.235	10:39:00.803	
4 -	36.258	23.512	59.770	72.75	1.284	10:40:00.573	
5 -	36.935	23.821	1:00.756	71.57	2.270	10:41:01.329	
6 -	36.519	22.863	59.382	73.23	0.896	10:42:00.711	
7 -	35.983	22.968	58.951 (3)	73.76	0.465	10:42:59.662	
8 -	35.628	22.893	58.521 (2)	74.30	0.035	10:43:58.183	
9 -	37.067	25.433	1:02.500	69.57	4.014	10:45:00.683	
10 -	36.298	22.758	59.056	73.63	0.570	10:45:59.739	
11 -	35.822	23.710	59.532	73.04	1.046	10:46:59.271	
12 -	35.725	22.761	58.486 (1)	74.35		10:47:57.757	

BMCRC - MRO Championships 2023 - Rnd 1 @ Brands Hatch Indy

L&W Contractors BMCRC Rookie 600 & Rookie 1000

QUALIFYING - SECTOR ANALYSIS



SECTOR 1 = FL to I1, SECTOR 2 = I1 to FL, DIFF = Difference To Personal Best Lap, P = Crossed Finish Line in Pit Lane, D = Time Disallowed

P21 4 600		Kallum BEDWELL		Yamaha R6 - KB		
IDEAL LAP TIME : 58.445		BEST LAP TIME : 58.755		DIFFERENCE : 0.310		
LAP	SECTOR 1	SECTOR 2	LAP TIME	MPH	DIFF	TIME OF DAY
1 -	40.311	25.571	1:05.882	66.00	7.127	10:37:03.140
2 -	37.399	24.722	1:02.121	70.00	3.366	10:38:05.261
3 -	36.487	23.891	1:00.378	72.02	1.623	10:39:05.639
4 -	36.444	23.741	1:00.185	72.25	1.430	10:40:05.824
5 -	36.364	23.914	1:00.278	72.14	1.523	10:41:06.102
6 -	40.779	24.663	1:05.442	66.44	6.687	10:42:11.544
7 -	36.114	23.961	1:00.075	72.38	1.320	10:43:11.619
8 -	35.745	23.863	59.608 (3)	72.95	0.853	10:44:11.227
9 -	35.444	23.407	58.851 (2)	73.89	0.096	10:45:10.078
10 -	35.754	23.001	58.755 (1)	74.01		10:46:08.833
11 -	38.004	25.211	1:03.215	68.79	4.460	10:47:12.048
12 -	36.323	23.631	59.954	72.53	1.199	10:48:12.002

P22 65 600		Francesco MONTINI		Triumph DAYTONA 675R - Sara Johnson		
IDEAL LAP TIME : 59.011		BEST LAP TIME : 59.270		DIFFERENCE : 0.259		
LAP	SECTOR 1	SECTOR 2	LAP TIME	MPH	DIFF	TIME OF DAY
1 -	42.020	25.637	1:07.657	64.27	8.387	10:37:02.037
2 -	37.835	24.258	1:02.093	70.03	2.823	10:38:04.130
3 -	37.099	24.214	1:01.313	70.92	2.043	10:39:05.443
4 -	36.862	24.247	1:01.109	71.16	1.839	10:40:06.552
5 -	36.237	23.484	59.721 (3)	72.81	0.451	10:41:06.273
6 -	36.459	23.159	59.618 (2)	72.94	0.348	10:42:05.891
7 -	35.852	23.992	59.844	72.66	0.574	10:43:05.735
8 -	38.165	24.392	1:02.557	69.51	3.287	10:44:08.292
9 -	36.055	23.782	59.837	72.67	0.567	10:45:08.129
10 -	35.985	23.285	59.270 (1)	73.36		10:46:07.399
11 -	37.020	23.946	1:00.966	71.32	1.696	10:47:08.365

P23 90 600		Tom ELLIOTT		Yamaha R6 -		
IDEAL LAP TIME : 59.306		BEST LAP TIME : 59.493		DIFFERENCE : 0.187		
LAP	SECTOR 1	SECTOR 2	LAP TIME	MPH	DIFF	TIME OF DAY
1 -	40.323	24.937	1:05.260	66.63	5.767	10:37:18.136
2 -	37.594	24.586	1:02.180	69.93	2.687	10:38:20.316
3 -	37.852	24.931	1:02.783	69.26	3.290	10:39:23.099
4 -	37.198	24.153	1:01.351	70.88	1.858	10:40:24.450
5 -	37.643	24.077	1:01.720	70.45	2.227	10:41:26.170
6 -	36.886	23.628	1:00.514	71.86	1.021	10:42:26.684
7 -	36.792	24.485	1:01.277	70.96	1.784	10:43:27.961
8 -	36.270	23.755	1:00.025	72.44	0.532	10:44:27.986
9 -	36.773	23.647	1:00.420	71.97	0.927	10:45:28.406
10 -	36.217	23.646	59.863 (3)	72.64	0.370	10:46:28.269
11 -	36.047	23.446	59.493 (1)	73.09		10:47:27.762
12 -	35.860	23.903	59.763 (2)	72.76	0.270	10:48:27.525

P24 139 600		Michael HUDSON		Yamaha R6 - Atlas Bulk Carriers Ltd		
IDEAL LAP TIME : 1:01.081		BEST LAP TIME : 1:01.944		DIFFERENCE : 0.863		
LAP	SECTOR 1	SECTOR 2	LAP TIME	MPH	DIFF	TIME OF DAY
1 -	44.060	28.505	1:12.565	59.92	10.621	10:37:09.729
2 -	39.313	24.810	1:04.123	67.81	2.179	10:38:13.852
3 -	41.470	25.584	1:07.054	64.85	5.110	10:39:20.906
4 -	38.622	24.612	1:03.234 (3)	68.77	1.290	10:40:24.140
5 -	38.295	25.648	1:03.943	68.00	1.999	10:41:28.083
6 -	38.663	24.639	1:03.302	68.69	1.358	10:42:31.385
7 -	38.557	23.889	1:02.446 (2)	69.63	0.502	10:43:33.831
8 -	37.192	24.752	1:01.944 (1)	70.20		10:44:35.775

BMCRC - MRO Championships 2023 - Rnd 1 @ Brands Hatch Indy

L&W Contractors BMCRC Rookie 600 & Rookie 1000

QUALIFYING - SECTOR ANALYSIS



SECTOR 1 = FL to I1, SECTOR 2 = I1 to FL, DIFF = Difference To Personal Best Lap, P = Crossed Finish Line in Pit Lane, D = Time Disallowed

P25 395 600		William NICHOLLS		Yamaha R6 - Will Nicholls Farriery			
IDEAL LAP TIME : 1:02.951		BEST LAP TIME : 1:02.951		DIFFERENCE : 0.000			
LAP	SECTOR 1	SECTOR 2	LAP TIME	MPH	DIFF	TIME OF DAY	
1 -	OUTLAP	27.128	1:15.024	57.96	12.073	10:38:19.454	
2 -	40.995	25.457	1:06.452	65.43	3.501	10:39:25.906	
3 -	40.682	26.397	1:07.079	64.82	4.128	10:40:32.985	
4 -	41.536	26.057	1:07.593	64.33	4.642	10:41:40.578	
5 -	39.074	25.092	1:04.166	67.77	1.215	10:42:44.744	
6 -	38.959	24.975	1:03.934	68.01	0.983	10:43:48.678	
7 -	39.040	24.387	1:03.427 (3)	68.56	0.476	10:44:52.105	
8 -	39.336	24.693	1:04.029	67.91	1.078	10:45:56.134	
9 -	38.926	24.343	1:03.269 (2)	68.73	0.318	10:46:59.403	
10 -	38.704	24.247	1:02.951 (1)	69.07		10:48:02.354	

P26 62 1000		Dean MILLER		Yamaha R1 - Self-sponsored			
IDEAL LAP TIME : 1:04.425		BEST LAP TIME : 1:04.731		DIFFERENCE : 0.306			
LAP	SECTOR 1	SECTOR 2	LAP TIME	MPH	DIFF	TIME OF DAY	
1 -	48.147	29.381	1:17.528	56.09	12.797	10:37:10.102	
2 -	44.239	27.485	1:11.724	60.62	6.993	10:38:21.826	
3 -	42.001	26.626	1:08.627	63.36	3.896	10:39:30.453	
4 -	40.497	26.657	1:07.154	64.75	2.423	10:40:37.607	
5 -	39.604	26.442	1:06.046	65.84	1.315	10:41:43.653	
6 -	38.966	26.492	1:05.458 (2)	66.43	0.727	10:42:49.111	
7 -	40.372	26.758	1:07.130	64.77	2.399	10:43:56.241	
8 -	39.053	26.447	1:05.500 (3)	66.39	0.769	10:45:01.741	
9 -	39.272	25.459	1:04.731 (1)	67.17		10:46:06.472	
10 -	39.933	26.404	1:06.337	65.55	1.606	10:47:12.809	
11 -	39.336	26.338	1:05.674	66.21	0.943	10:48:18.483	

P27 150 600		Stuart MELHIUSH		Triumph 675 -			
IDEAL LAP TIME : 1:05.187		BEST LAP TIME : 1:05.187		DIFFERENCE : 0.000			
LAP	SECTOR 1	SECTOR 2	LAP TIME	MPH	DIFF	TIME OF DAY	
1 -	45.331	28.600	1:13.931	58.81	8.744	10:37:04.669	
2 -	43.035	27.771	1:10.806	61.41	5.619	10:38:15.475	
3 -	42.396	26.574	1:08.970	63.05	3.783	10:39:24.445	
4 -	41.716	26.525	1:08.241	63.72	3.054	10:40:32.686	
5 -	41.256	27.005	1:08.261	63.70	3.074	10:41:40.947	
6 -	40.668	26.533	1:07.201	64.71	2.014	10:42:48.148	
7 -	40.649	26.088	1:06.737	65.16	1.550	10:43:54.885	
8 -	39.902	25.625	1:05.527 (3)	66.36	0.340	10:45:00.412	
9 -	39.959	25.427	1:05.386 (2)	66.50	0.199	10:46:05.798	
10 -	40.494	25.645	1:06.139	65.74	0.952	10:47:11.937	
11 -	39.797	25.390	1:05.187 (1)	66.70		10:48:17.124	

BMCRC - MRO Championships 2023 - Rnd 1 @ Brands Hatch Indy

L&W Contractors BMCRC Rookie 600 & Rookie 1000

QUALIFYING - BEST SECTORS

SECTOR 1				SECTOR 2			IDEAL / BEST COMPARISON					
POS	NO	NAME	TIME	NO	NAME	TIME	POS	NO	NAME	IDEAL	BEST	DIFF
									PERFECT LAP	52.215		
1	33	BLACKFORD	31.707	87	THOMPSON	20.508	1	87	THOMPSON	52.268	52.438	0.170
2	87	THOMPSON	31.760	33	BLACKFORD	20.945	2	33	BLACKFORD	52.652	52.725	0.073
3	100	CRANSTONE	31.861	100	CRANSTONE	21.029	3	100	CRANSTONE	52.890	52.920	0.030
4	28	WALKER	32.749	28	WALKER	21.105	4	28	WALKER	53.854	53.854	0.000
5	24	MANLEY	32.765	21	FINNIS	21.162	5	21	FINNIS	53.977	53.977	0.000
6	21	FINNIS	32.815	81	HARTLE	21.303	6	24	MANLEY	54.367	54.367	0.000
7	43	NIELD	32.846	23	PAES	21.561	7	23	PAES	54.566	54.581	0.015
8	20	MILES	32.908	24	MANLEY	21.602	8	81	HARTLE	54.583	55.026	0.443
9	23	PAES	33.005	20	MILES	21.762	9	20	MILES	54.670	54.785	0.115
10	81	HARTLE	33.280	43	NIELD	21.832	10	43	NIELD	54.678	54.963	0.285
11	61	GAMBLE	33.434	61	GAMBLE	21.969	11	61	GAMBLE	55.403	55.411	0.008
12	187	DERMOTT	33.730	187	DERMOTT	22.067	12	187	DERMOTT	55.797	56.389	0.592
13	149	WILKINS	33.772	123	VINCER	22.209	13	149	WILKINS	56.122	56.220	0.098
14	89	STRILLOZZI	34.463	149	WILKINS	22.350	14	89	STRILLOZZI	56.865	57.028	0.163
15	123	VINCER	34.698	89	STRILLOZZI	22.402	15	123	VINCER	56.907	56.921	0.014
16	36	MORGAN	34.761	36	MORGAN	22.594	16	36	MORGAN	57.355	57.355	0.000
17	830	HOLT	34.803	191	DAVEY	22.758	17	830	HOLT	57.588	57.896	0.308
18	164	BOXALL	35.112	830	HOLT	22.785	18	164	BOXALL	58.159	58.159	0.000
19	4	BEDWELL	35.444	4	BEDWELL	23.001	19	191	DAVEY	58.386	58.486	0.100
20	191	DAVEY	35.628	164	BOXALL	23.047	20	4	BEDWELL	58.445	58.755	0.310
21	65	MONTINI	35.852	65	MONTINI	23.159	21	65	MONTINI	59.011	59.270	0.259
22	90	ELLIOTT	35.860	90	ELLIOTT	23.446	22	90	ELLIOTT	59.306	59.493	0.187
23	139	HUDSON	37.192	139	HUDSON	23.889	23	139	HUDSON	1:01.081	1:01.944	0.863
24	395	NICHOLLS	38.704	395	NICHOLLS	24.247	24	395	NICHOLLS	1:02.951	1:02.951	0.000
25	62	MILLER	38.966	150	MELHIUSH	25.390	25	62	MILLER	1:04.425	1:04.731	0.306
26	150	MELHIUSH	39.797	62	MILLER	25.459	26	150	MELHIUSH	1:05.187	1:05.187	0.000
27							27	115	MAHER		58.396	

BMCRC - MRO Championships 2023 - Rnd 1 @ Brands Hatch Indy

L&W Contractors BMCRC Rookie 600 & Rookie 1000

QUALIFYING - STATISTICS

Competitors Started	27
Planned Start	2023-03-11 @ 10:42:00.000
Actual Start	2023-03-11 @ 10:35:11.155
Finish Time	2023-03-11 @ 10:47:31.613
Track Length	1.2079mi.
Total Laps	282
Total Distance Covered	340.6406mi.

Session Fastest Lap History

NO	CL	NAME	LAP TIME	TIME OF DAY	LAP	VEHICLE
33	1000	Luke BLACKFORD	57.632	10:36:50.471	1	Ducati 1299
100	1000	Sam CRANSTONE	57.533	10:36:50.768	1	Bmw S1000RR
33	1000	Luke BLACKFORD	55.478	10:37:45.949	2	Ducati 1299
100	1000	Sam CRANSTONE	55.407	10:37:46.176	2	Bmw S1000RR
33	1000	Luke BLACKFORD	54.860	10:38:40.809	3	Ducati 1299
100	1000	Sam CRANSTONE	54.793	10:38:40.969	3	Bmw S1000RR
33	1000	Luke BLACKFORD	54.367	10:39:35.176	4	Ducati 1299
33	1000	Luke BLACKFORD	53.886	10:40:29.061	5	Ducati 1299
100	1000	Sam CRANSTONE	53.226	10:40:29.127	5	Bmw S1000RR
33	1000	Luke BLACKFORD	52.725	10:42:15.358	7	Ducati 1299
87	1000	Karl THOMPSON	52.438	10:46:33.315	11	Yamaha R1

Flag History

TYPE	TIME OF DAY
GREEN	10:35:11.155
FINISH	10:47:31.613

Flag Statistics

TYPE	COUNT	TOTAL LAPS	TOTAL TIME
Green	1	13	13:20.703
Red	0	0	0.000
Safety Car	0	0	0.000
FCY	0	0	0.000

BMCRC - MRO Championships 2023 - Rnd 1 @ Brands Hatch Indy

L&W Contractors BMCRC Rookie 600 & Rookie 1000

QUALIFYING - STATISTICS

CLASS : 1000

13 Starters

Fastest Lap History

NO	NAME	LAP TIME	TIME OF DAY	LAP	VEHICLE
33	Luke BLACKFORD	57.632	10:36:50.471	1	Ducati 1299
100	Sam CRANSTONE	57.533	10:36:50.768	1	Bmw S1000RR
33	Luke BLACKFORD	55.478	10:37:45.949	2	Ducati 1299
100	Sam CRANSTONE	55.407	10:37:46.176	2	Bmw S1000RR
33	Luke BLACKFORD	54.860	10:38:40.809	3	Ducati 1299
100	Sam CRANSTONE	54.793	10:38:40.969	3	Bmw S1000RR
33	Luke BLACKFORD	54.367	10:39:35.176	4	Ducati 1299
33	Luke BLACKFORD	53.886	10:40:29.061	5	Ducati 1299
100	Sam CRANSTONE	53.226	10:40:29.127	5	Bmw S1000RR
33	Luke BLACKFORD	52.725	10:42:15.358	7	Ducati 1299
87	Karl THOMPSON	52.438	10:46:33.315	11	Yamaha R1

BMCRC - MRO Championships 2023 - Rnd 1 @ Brands Hatch Indy

L&W Contractors BMCRC Rookie 600 & Rookie 1000

QUALIFYING - STATISTICS

CLASS : 600

14 Starters

Fastest Lap History

NO	NAME	LAP TIME	TIME OF DAY	LAP	VEHICLE
43	Paul NIELD	1:06.193	10:36:59.497	1	Honda CBR600RR
4	Kallum BEDWELL	1:05.882	10:37:03.167	1	Yamaha R6
21	Toby FINNIS	1:01.730	10:37:08.954	1	Kawasaki ZX636
43	Paul NIELD	58.808	10:37:58.305	2	Honda CBR600RR
28	Tom WALKER	58.153	10:38:28.914	2	Honda CBR600RR
20	Nathan MILES	58.120	10:38:41.082	2	Triumph DAYTONA
43	Paul NIELD	56.512	10:38:54.816	3	Honda CBR600RR
28	Tom WALKER	56.392	10:39:25.306	3	Honda CBR600RR
43	Paul NIELD	56.359	10:39:51.174	4	Honda CBR600RR
28	Tom WALKER	55.370	10:41:17.988	5	Honda CBR600RR
20	Nathan MILES	55.250	10:41:30.547	5	Triumph DAYTONA
28	Tom WALKER	54.875	10:42:12.864	6	Honda CBR600RR
21	Toby FINNIS	54.866	10:42:53.626	7	Kawasaki ZX636
20	Nathan MILES	54.785	10:45:11.842	9	Triumph DAYTONA
21	Toby FINNIS	53.977	10:46:35.881	11	Kawasaki ZX636
28	Tom WALKER	53.854	10:46:49.271	11	Honda CBR600RR

BMCRC - MRO Championships 2023 - Rnd 1 @ Brands Hatch Indy

L&W Contractors BMCRC Rookie 600 & Rookie 1000

RACE 8 - GRID (9 Laps)



CONTRACTORS LTD

ROW 11	33		1:05.187	32	150 Stuart MELHIUSH	31	1:02.951	395 William NICHOLLS	
ROW 10	30	1:01.944	139 Michael HUDSON	29	59.493	90 Tom ELLIOTT	28	59.270	65 Francesco MONTINI
ROW 9	27	58.755	4 Kallum BEDWELL	26	58.396	115 Brian MAHER	25	57.028	89 Marco STRILLOZZI
ROW 8	24	55.411	61 Jason GAMBLE	23	54.963	43 Paul NIELD	22	54.785	20 Nathan MILES
ROW 7	21	54.367	24 Callum MANLEY	20	53.977	21 Toby FINNIS	19	53.854	28 Tom WALKER
ROW 6	18			17			16		
ROW 5	15			14			13	1:04.731	62 Dean MILLER
ROW 4	12	58.486	191 Maurice DAVEY	11	58.159	164 Paul BOXALL	10	57.896	830 Daniel HOLT
ROW 3	9	57.355	36 Alan MORGAN	8	56.921	123 James VINCER	7	56.389	187 Scott DERMOTT
ROW 2	6	56.220	149 David WILKINS	5	55.026	81 Dan HARTLE	4	54.581	23 Jason PAES
ROW 1	3	52.920	100 Sam CRANSTONE	2	52.725	33 Luke BLACKFORD	1	52.438	87 Karl THOMPSON
Pole									

Brands Hatch Indy: 1.2079 miles

These results are provisional until the conclusion of any judicial and technical matters.

Clerk Of Course :	Stewards :	Timekeeper : Craig Smith
-------------------	------------	--------------------------

Results can be found at www.tsl-timing.com

Printed - 10:50 Saturday, 11 March 2023



BMCRC - MRO Championships 2023 - Rnd 1 @ Brands Hatch Indy

L&W Contractors BMCRC Rookie 600 & Rookie 1000

RACE 8 - CLASSIFICATION



CONTRACTORS LTD

POS	NO	CL	PIC NAME	ENTRY	LAPS	TIME	GAP	DIFF	MPH	BEST	ON
1	87	1000	1 Karl THOMPSON	Yamaha R1 - #Teamrace	9	7:54.950			82.40	50.726	8
2	33	1000	2 Luke BLACKFORD	Ducati 1299 - D5 graphics	9	7:57.767	2.817	2.817	81.91	51.642	6
3	100	1000	3 Sam CRANSTONE	Bmw S1000RR -	9	7:58.104	3.154	0.337	81.85	51.753	6
4	81	1000	4 Dan HARTLE	Yamaha R1 2CR - #Teamrace	9	8:08.833	13.883	10.729	80.06	52.934	5
5	187	1000	5 Scott DERMOTT	Yamaha R1 - TwoClicksOut Racing	9	8:09.276	14.326	0.443	79.99	52.397	9
6	23	1000	6 Jason PAES	Aprilia RSV4 - J&R Electrical Ltd	9	8:09.321	14.371	0.045	79.98	53.185	9
7	149	1000	7 David WILKINS	Yamaha R1 - TwoClicksOut Racing	9	8:11.147	16.197	1.826	79.68	53.286	8
8	36	1000	8 Alan MORGAN	Suzuki GSXR 1000 - Little Duck Racing	9	8:24.825	29.875	13.678	77.52	54.899	7
9	830	1000	9 Daniel HOLT	Aprilia RSV4 1100 - DBH Plastering	9	8:27.068	32.118	2.243	77.18	54.245	8
10	24	600	1 Callum MANLEY	Honda CBR600 RR - Becs sweets, leeway building :	9	8:29.716	34.766	2.648	76.78	51.986	8
11	123	1000	10 James VINCER	Yamaha YZFR1 - A W RACING LTD	9	8:30.015	35.065	0.299	76.73	55.008	2
12	20	600	2 Nathan MILES	Triumph DAYTONA -	9	8:32.318	37.368	2.303	76.39	53.061	7
13	28	600	3 Tom WALKER	Honda CBR600RR - TRWRacing GRPone	9	8:32.606	37.656	0.288	76.34	52.774	8
14	43	600	4 Paul NIELD	Honda CBR600RR -	9	8:42.465	47.515	9.859	74.90	54.117	5
15	21	600	5 Toby FINNIS	Kawasaki ZX636 - NOKA	9	8:42.523	47.573	0.058	74.90	53.510	8
16	61	600	6 Jason GAMBLE	Kawasaki ZX6R -	9	8:43.033	48.083	0.510	74.82	54.008	9
17	164	1000	11 Paul BOXALL	Honda FIREBLADE - WG Tyres	9	8:51.800	56.850	8.767	73.59	57.692	9
18	191	1000	12 Maurice DAVEY	Suzuki GSXR 1000 - M D racing	8	8:00.737	1 Lap	1 Lap	72.36	58.633	5
19	115	600	7 Brian MAHER	Yamaha R6 -	8	8:05.702	1 Lap	4.965	71.62	56.196	7
20	4	600	8 Kallum BEDWELL	Yamaha R6 - KB	8	8:11.430	1 Lap	5.728	70.79	56.448	5
21	89	600	9 Marco STRILLOZZI	Yamaha R6 - KLUAPP.COM	8	8:18.639	1 Lap	7.209	69.76	57.314	5
22	62	1000	13 Dean MILLER	Yamaha R1 - Self-sponsored	8	8:20.013	1 Lap	1.374	69.57	1:00.310	8
23	65	600	10 Francesco MONTINI	Triumph DAYTONA 675R - Sara Johnson	8	8:26.211	1 Lap	6.198	68.72	58.332	8
24	90	600	11 Tom ELLIOTT	Yamaha R6 -	8	8:26.418	1 Lap	0.207	68.69	58.875	5
25	395	600	12 William NICHOLLS	Yamaha R6 - Will Nicholls Farriery	8	8:33.835	1 Lap	7.417	67.70	59.279	5
26	150	600	13 Stuart MELHIUSH	Triumph 675 -	7	8:05.342	2 Laps	1 Lap	62.71	1:03.496	7

NOT CLASSIFIED

DNF	139	600	Michael HUDSON	Yamaha R6 - Atlas Bulk Carriers Ltd	1	1:38.933	8 Laps	6 Laps	43.95		
-----	-----	-----	----------------	-------------------------------------	---	----------	--------	--------	-------	--	--

FASTEST LAP

87	1000	Karl THOMPSON	Yamaha R1 - #Teamrace	8	50.726	85.72 mph	137.96 kph
24	600	Callum MANLEY	Honda CBR600 RR - Becs sweets, leeway building :	8	51.986	83.64 mph	134.62 kph

Class 1000 - 92.5% of Race Speed = 76.22 mph

Class 600 - 92.5% of Race Speed = 71.02 mph

Weather / Track : Cloudy / Dry

These results are provisional until the conclusion of any judicial and technical matters.

Race Distance: 9 Laps / 10.87 miles

Brands Hatch Indy: 1.2079 miles

Date: 11/03/2023 Start: 14:02 Finish: 14:10

Clerk Of Course :	Stewards :	Timekeeper : <i>Craig Smith</i>
-------------------	------------	------------------------------------

Results can be found at www.tsl-timing.com

Printed - 14:12 Saturday, 11 March 2023



BMCRC - MRO Championships 2023 - Rnd 1 @ Brands Hatch Indy

L&W Contractors BMCRC Rookie 600 & Rookie 1000

RACE 8 - LAP CHART

LAP 1 @ 14:03:10.217

NO	BEHIND	LAP TIME
33		57.999
100	0.267	58.266
87	0.679	58.678
149	1.447	59.446
81	1.724	59.723
187	2.816	1:00.815
23	3.003	1:01.002
123	3.714	1:01.713
36	3.793	1:01.792
830	4.930	1:02.929
164	6.780	1:04.779
191	7.996	1:05.995
62	11.592	1:09.591
28	25.544	1:23.543
24	25.837	1:23.836
20	25.880	1:23.879
43	27.115	1:25.114
61	27.460	1:25.459
21	27.596	1:25.595
115	30.207	1:28.206
89	30.296	1:28.295
4	31.390	1:29.389
65	31.682	1:29.681
90	33.014	1:31.013
395	35.580	1:33.579
150	39.742	1:37.741
139	40.934	1:38.933

LAP 2 @ 14:04:03.215

NO	BEHIND	LAP TIME
100		52.731
33	0.380	53.378
87	0.551	52.870
149	2.368	53.919
81	2.429	53.703
187	3.661	53.843
23	3.945	53.940
123	5.724	55.008
36	5.759	54.964
830	7.407	55.475
164	11.946	58.164
191	14.222	59.224
62	20.562	1:01.968
24	26.771	53.932
28	26.997	54.451
20	27.211	54.329
43	28.896	54.779
61	29.140	54.678
21	29.722	55.124
115	34.515	57.306
89	35.825	58.527
4	36.311	57.919
65	39.062	1:00.378
90	40.037	1:00.021
395	42.839	1:00.257
150	52.391	1:05.647

LAP 3 @ 14:04:55.725

NO	BEHIND	LAP TIME
100		52.510
33	0.056	52.186
87	0.260	52.219

149	3.969	54.111
81	4.271	54.352
23	4.894	53.459
187	5.057	53.906
36	8.386	55.137
123	9.125	55.911
830	10.584	55.687
164	18.290	58.854
191	21.831	1:00.119
24	28.240	53.979
20	28.810	54.109
28	28.994	54.507
62	30.051	1:01.999
43	30.866	54.480
61	31.221	54.591
21	32.034	54.822
115	39.465	57.460
89	41.760	58.445
4	42.096	58.295
65	47.235	1:00.683
90	47.331	59.804
395	50.271	59.942

LAP 4 @ 14:05:48.233

NO	BEHIND	LAP TIME
33		52.452
87	0.161	52.409
100	0.238	52.746
81	5.257	53.494
149	5.689	54.228
23	6.010	53.624
187	7.616	55.067
36	11.516	55.638
150	1 Lap	1:05.350
123	12.752	56.135
830	13.064	54.988
164	24.331	58.549
191	28.845	59.522
20	29.985	53.683
24	29.994	54.262
28	30.375	53.889
43	33.428	55.070
61	33.803	55.090
21	34.871	55.345
62	40.214	1:02.671
115	43.965	57.008
89	46.776	57.524
4	47.037	57.449

LAP 5 @ 14:06:40.821

NO	BEHIND	LAP TIME
33		52.588
100	0.941	53.291
87	1.063	53.490
90	1 Lap	59.472
65	1 Lap	59.729
395	1 Lap	59.842
81	5.603	52.934
23	7.021	53.599
149	7.171	54.070
187	7.868	52.840
36	13.868	54.940
123	16.595	56.431
830	16.919	56.443
150	1 Lap	1:04.742

164	29.918	58.175
24	30.821	53.415
20	31.078	53.681
28	31.561	53.774
191	34.890	58.633
43	34.957	54.117
61	35.308	54.093
21	35.858	53.575
115	48.220	56.843
62	49.308	1:01.682
4	50.897	56.448
89	51.502	57.314

LAP 6 @ 14:07:32.463

NO	BEHIND	LAP TIME
33		51.642
100	1.052	51.753
87	1.318	51.897
81	8.095	54.134
90	1 Lap	58.875
23	9.269	53.890
149	9.513	53.984
65	1 Lap	59.510
187	9.858	53.632
395	1 Lap	59.279
36	17.447	55.221
123	20.859	55.906
830	20.978	55.701
20	32.524	53.088
24	32.798	53.619
28	33.585	53.666
164	37.099	58.823
150	1 Lap	1:04.289
43	38.104	54.789
61	38.422	54.756
21	38.755	54.539
191	42.670	59.422

LAP 7 @ 14:08:25.298

NO	BEHIND	LAP TIME
87		51.517
115	1 Lap	56.365
33	0.487	53.322
100	1.272	53.055
4	1 Lap	57.118
62	1 Lap	1:01.009
89	1 Lap	1:00.050
81	8.338	53.078
23	9.835	53.401
149	11.167	54.489
187	11.260	54.237
90	1 Lap	59.103
65	1 Lap	59.059
36	19.511	54.899
395	1 Lap	59.924
830	22.819	54.676
123	24.173	56.149
24	32.408	52.445
20	32.750	53.061
28	33.625	52.875
43	40.785	55.516
21	40.919	54.999
61	41.652	56.065
164	43.011	58.747
150	1 Lap	1:04.077

LAP 8 @ 14:09:16.024

NO	BEHIND	LAP TIME
87		50.726
33	1.868	52.107
100	2.427	51.881
115	1 Lap	56.196
4	1 Lap	57.308
81	11.304	53.692
23	12.330	53.221
187	13.073	52.539
149	13.727	53.286
62	1 Lap	1:00.783
89	1 Lap	59.676
90	1 Lap	59.069
65	1 Lap	58.839
36	24.384	55.599
830	26.338	54.245
123	29.629	56.182
395	1 Lap	1:00.712
24	33.668	51.986
20	35.106	53.082
28	35.673	52.774
21	43.703	53.510
43	44.290	54.231
61	45.219	54.293
164	50.302	58.017

LAP 9 @ 14:10:07.168

NO	BEHIND	LAP TIME
87		51.144
33	2.817	52.093
100	3.154	51.871
191	1 Lap	58.792
150	2 Laps	1:03.496
115	1 Lap	56.318
81	13.883	53.723
187	14.326	52.397
23	14.371	53.185
149	16.197	53.614
4	1 Lap	57.504
89	1 Lap	58.808
62	1 Lap	1:00.310
36	29.875	56.635
65	1 Lap	58.332
90	1 Lap	59.061
830	32.118	56.924
24	34.766	52.242
123	35.065	56.580
20	37.368	53.406
28	37.656	53.127
395	1 Lap	1:00.300
43	47.515	54.369
21	47.573	55.014
61	48.083	54.008
164	56.850	57.692

BMCRC - MRO Championships 2023 - Rnd 1 @ Brands Hatch Indy

L&W Contractors BMCRC Rookie 600 & Rookie 1000

RACE 8 - POSITION CHART

No	Name	Lap										
		Pos	1	2	3	4	5	6	7	8	9	
87	THOMPSON	1	33	100	100	33	33	33	87	87	87	
33	BLACKFORD	2	100	33	33	87	100	100	33	33	33	
100	CRANSTONE	3	87	87	87	100	87	87	100	100	100	
23	PAES	4	149	149	149	81	81	81	81	81	81	
81	HARTLE	5	81	81	81	149	23	23	23	23	187	
149	WILKINS	6	187	187	23	23	149	149	149	187	23	
187	DERMOTT	7	23	23	187	187	187	187	187	149	149	
123	VINCER	8	123	123	36	36	36	36	36	36	36	
36	MORGAN	9	36	36	123	123	123	123	830	830	830	
830	HOLT	10	830	830	830	830	830	830	123	123	24	
164	BOXALL	11	164	164	164	164	164	20	24	24	123	
191	DAVEY	12	191	191	191	191	24	24	20	20	20	
62	MILLER	13	62	62	24	20	20	28	28	28	28	
28	WALKER	14	28	24	20	24	28	164	43	21	43	
21	FINNIS	15	24	28	28	28	191	43	21	43	21	
24	MANLEY	16	20	20	62	43	43	61	61	61	61	
20	MILES	17	43	43	43	61	61	21	164	164	164	
43	NIELD	18	61	61	61	21	21	191	191	191		
61	GAMBLE	19	21	21	21	62	115	115	115	115		
89	STRILLOZZI	20	115	115	115	115	62	4	4	4		
115	MAHER	21	89	89	89	89	4	62	62	89		
4	BEDWELL	22	4	4	4	4	89	89	89	62		
65	MONTINI	23	65	65	65	90	90	90	90	65		
90	ELLIOTT	24	90	90	90	65	65	65	65	90		
139	HUDSON	25	395	395	395	395	395	395	395	395		
395	NICHOLLS	26	150	150	150	150	150	150	150			
150	MELHIUSH	27	139									

BMCRC - MRO Championships 2023 - Rnd 1 @ Brands Hatch Indy

L&W Contractors BMCRC Rookie 600 & Rookie 1000

RACE 8 - SECTOR ANALYSIS



SECTOR 1 = FL to I1, SECTOR 2 = I1 to FL, DIFF = Difference To Personal Best Lap, P = Crossed Finish Line in Pit Lane, D = Time Disallowed

P1 87 1000 Karl THOMPSON			Yamaha R1 - #Teamrace			
IDEAL LAP TIME : 50.712		BEST LAP TIME : 50.726		DIFFERENCE : 0.014		
LAP	SECTOR 1	SECTOR 2	LAP TIME	MPH	DIFF	TIME OF DAY
1 -		21.067	58.678	74.10	7.952	14:03:10.896
2 -	32.050	20.820	52.870	82.25	2.144	14:04:03.766
3 -	31.689	20.530	52.219	83.27	1.493	14:04:55.985
4 -	31.471	20.938	52.409	82.97	1.683	14:05:48.394
5 -	32.346	21.144	53.490	81.29	2.764	14:06:41.884
6 -	31.303	20.594	51.897	83.79	1.171	14:07:33.781
7 -	31.255	20.262	51.517 (3)	84.41	0.791	14:08:25.298
8 -	30.590	20.136	50.726 (1)	85.72		14:09:16.024
9 -	31.022	20.122	51.144 (2)	85.02	0.418	14:10:07.168

P2 33 1000 Luke BLACKFORD			Ducati 1299 - D5 graphics			
IDEAL LAP TIME : 51.642		BEST LAP TIME : 51.642		DIFFERENCE : 0.000		
LAP	SECTOR 1	SECTOR 2	LAP TIME	MPH	DIFF	TIME OF DAY
1 -		21.012	57.999	74.97	6.357	14:03:10.217
2 -	32.447	20.931	53.378	81.46	1.736	14:04:03.595
3 -	31.613	20.573	52.186	83.32	0.544	14:04:55.781
4 -	31.485	20.967	52.452	82.90	0.810	14:05:48.233
5 -	31.487	21.101	52.588	82.69	0.946	14:06:40.821
6 -	31.282	20.360	51.642 (1)	84.20		14:07:32.463
7 -	32.879	20.443	53.322	81.55	1.680	14:08:25.785
8 -	31.392	20.715	52.107 (3)	83.45	0.465	14:09:17.892
9 -	31.536	20.557	52.093 (2)	83.47	0.451	14:10:09.985

P3 100 1000 Sam CRANSTONE			Bmw S1000RR -			
IDEAL LAP TIME : 51.621		BEST LAP TIME : 51.753		DIFFERENCE : 0.132		
LAP	SECTOR 1	SECTOR 2	LAP TIME	MPH	DIFF	TIME OF DAY
1 -		21.181	58.266	74.63	6.513	14:03:10.484
2 -	31.839	20.892	52.731	82.46	0.978	14:04:03.215
3 -	31.516	20.994	52.510	82.81	0.757	14:04:55.725
4 -	32.156	20.590	52.746	82.44	0.993	14:05:48.471
5 -	32.050	21.241	53.291	81.60	1.538	14:06:41.762
6 -	31.223	20.530	51.753 (1)	84.02		14:07:33.515
7 -	32.657	20.398	53.055	81.96	1.302	14:08:26.570
8 -	31.281	20.600	51.881 (3)	83.81	0.128	14:09:18.451
9 -	31.306	20.565	51.871 (2)	83.83	0.118	14:10:10.322

P4 81 1000 Dan HARTLE			Yamaha R1 2CR - #Teamrace			
IDEAL LAP TIME : 52.788		BEST LAP TIME : 52.934		DIFFERENCE : 0.146		
LAP	SECTOR 1	SECTOR 2	LAP TIME	MPH	DIFF	TIME OF DAY
1 -		21.487	59.723	72.81	6.789	14:03:11.941
2 -	32.442	21.261	53.703	80.97	0.769	14:04:05.644
3 -	32.574	21.778	54.352	80.00	1.418	14:04:59.996
4 -	32.409	21.085	53.494 (3)	81.29	0.560	14:05:53.490
5 -	31.798	21.136	52.934 (1)	82.15		14:06:46.424
6 -	32.579	21.555	54.134	80.33	1.200	14:07:40.558
7 -	32.088	20.990	53.078 (2)	81.92	0.144	14:08:33.636
8 -	32.561	21.131	53.692	80.99	0.758	14:09:27.328
9 -	32.692	21.031	53.723	80.94	0.789	14:10:21.051

BMCRC - MRO Championships 2023 - Rnd 1 @ Brands Hatch Indy

L&W Contractors BMCRC Rookie 600 & Rookie 1000

RACE 8 - SECTOR ANALYSIS



SECTOR 1 = FL to I1, SECTOR 2 = I1 to FL, DIFF = Difference To Personal Best Lap, P = Crossed Finish Line in Pit Lane, D = Time Disallowed

P5 187 1000 Scott DERMOTT		Yamaha R1 - TwoClicksOut Racing				
IDEAL LAP TIME : 52.342		BEST LAP TIME : 52.397		DIFFERENCE : 0.055		
LAP	SECTOR 1	SECTOR 2	LAP TIME	MPH	DIFF	TIME OF DAY
1 -		22.120	1:00.815	71.50	8.418	14:03:13.033
2 -	32.409	21.434	53.843	80.76	1.446	14:04:06.876
3 -	32.251	21.655	53.906	80.67	1.509	14:05:00.782
4 -	33.836	21.231	55.067	78.96	2.670	14:05:55.849
5 -	31.827	21.013	52.840 (3)	82.29	0.443	14:06:48.689
6 -	32.722	20.910	53.632	81.08	1.235	14:07:42.321
7 -	33.332	20.905	54.237	80.17	1.840	14:08:36.558
8 -	31.589	20.950	52.539 (2)	82.76	0.142	14:09:29.097
9 -	31.644	20.753	52.397 (1)	82.99		14:10:21.494

P6 23 1000 Jason PAES		Aprilia RSV4 - J&R Electrical Ltd				
IDEAL LAP TIME : 52.813		BEST LAP TIME : 53.185		DIFFERENCE : 0.372		
LAP	SECTOR 1	SECTOR 2	LAP TIME	MPH	DIFF	TIME OF DAY
1 -		21.714	1:01.002	71.28	7.817	14:03:13.220
2 -	32.486	21.454	53.940	80.61	0.755	14:04:07.160
3 -	32.154	21.305	53.459	81.34	0.274	14:05:00.619
4 -	32.294	21.330	53.624	81.09	0.439	14:05:54.243
5 -	32.309	21.290	53.599	81.13	0.414	14:06:47.842
6 -	32.155	21.735	53.890	80.69	0.705	14:07:41.732
7 -	32.491	20.910	53.401 (3)	81.43	0.216	14:08:35.133
8 -	32.435	20.786	53.221 (2)	81.70	0.036	14:09:28.354
9 -	32.027	21.158	53.185 (1)	81.76		14:10:21.539

P7 149 1000 David WILKINS		Yamaha R1 - TwoClicksOut Racing				
IDEAL LAP TIME : 53.264		BEST LAP TIME : 53.286		DIFFERENCE : 0.022		
LAP	SECTOR 1	SECTOR 2	LAP TIME	MPH	DIFF	TIME OF DAY
1 -		21.550	59.446	73.15	6.160	14:03:11.664
2 -	32.523	21.396	53.919 (3)	80.65	0.633	14:04:05.583
3 -	32.386	21.725	54.111	80.36	0.825	14:04:59.694
4 -	32.916	21.312	54.228	80.19	0.942	14:05:53.922
5 -	32.395	21.675	54.070	80.42	0.784	14:06:47.992
6 -	32.600	21.384	53.984	80.55	0.698	14:07:41.976
7 -	33.001	21.488	54.489	79.80	1.203	14:08:36.465
8 -	31.952	21.334	53.286 (1)	81.60		14:09:29.751
9 -	32.004	21.610	53.614 (2)	81.10	0.328	14:10:23.365

P8 36 1000 Alan MORGAN		Suzuki GSXR 1000 - Little Duck Racing				
IDEAL LAP TIME : 54.608		BEST LAP TIME : 54.899		DIFFERENCE : 0.291		
LAP	SECTOR 1	SECTOR 2	LAP TIME	MPH	DIFF	TIME OF DAY
1 -		21.866	1:01.792	70.37	6.893	14:03:14.010
2 -	33.325	21.639	54.964 (3)	79.11	0.065	14:04:08.974
3 -	33.072	22.065	55.137	78.86	0.238	14:05:04.111
4 -	33.328	22.310	55.638	78.15	0.739	14:05:59.749
5 -	33.374	21.566	54.940 (2)	79.15	0.041	14:06:54.689
6 -	33.518	21.703	55.221	78.74	0.322	14:07:49.910
7 -	33.042	21.857	54.899 (1)	79.21		14:08:44.809
8 -	33.660	21.939	55.599	78.21	0.700	14:09:40.408
9 -	34.372	22.263	56.635	76.78	1.736	14:10:37.043

BMCRC - MRO Championships 2023 - Rnd 1 @ Brands Hatch Indy

L&W Contractors BMCRC Rookie 600 & Rookie 1000

RACE 8 - SECTOR ANALYSIS



SECTOR 1 = FL to I1, SECTOR 2 = I1 to FL, DIFF = Difference To Personal Best Lap, P = Crossed Finish Line in Pit Lane, D = Time Disallowed

P9 830 1000 Daniel HOLT		Aprilia RSV4 1100 - DBH Plastering				
IDEAL LAP TIME : 54.245		BEST LAP TIME : 54.245		DIFFERENCE : 0.000		
LAP	SECTOR 1	SECTOR 2	LAP TIME	MPH	DIFF	TIME OF DAY
1 -		22.495	1:02.929	69.10	8.684	14:03:15.147
2 -	33.572	21.903	55.475	78.38	1.230	14:04:10.622
3 -	33.716	21.971	55.687	78.09	1.442	14:05:06.309
4 -	33.207	21.781	54.988 (3)	79.08	0.743	14:06:01.297
5 -	34.776	21.667	56.443	77.04	2.198	14:06:57.740
6 -	34.094	21.607	55.701	78.07	1.456	14:07:53.441
7 -	33.108	21.568	54.676 (2)	79.53	0.431	14:08:48.117
8 -	32.840	21.405	54.245 (1)	80.16		14:09:42.362
9 -	34.792	22.132	56.924	76.39	2.679	14:10:39.286

P10 24 600 Callum MANLEY		Honda CBR600 RR - Becs sweets, leeway building services				
IDEAL LAP TIME : 51.986		BEST LAP TIME : 51.986		DIFFERENCE : 0.000		
LAP	SECTOR 1	SECTOR 2	LAP TIME	MPH	DIFF	TIME OF DAY
1 -		21.929	1:23.836	51.87	31.850	14:03:36.054
2 -	32.377	21.555	53.932	80.63	1.946	14:04:29.986
3 -	32.372	21.607	53.979	80.56	1.993	14:05:23.965
4 -	32.577	21.685	54.262	80.14	2.276	14:06:18.227
5 -	32.456	20.959	53.415	81.41	1.429	14:07:11.642
6 -	32.325	21.294	53.619	81.10	1.633	14:08:05.261
7 -	31.560	20.885	52.445 (3)	82.91	0.459	14:08:57.706
8 -	31.150	20.836	51.986 (1)	83.64		14:09:49.692
9 -	31.252	20.990	52.242 (2)	83.23	0.256	14:10:41.934

P11 123 1000 James VINCER		Yamaha YZFR1 - A W RACING LTD				
IDEAL LAP TIME : 54.943		BEST LAP TIME : 55.008		DIFFERENCE : 0.065		
LAP	SECTOR 1	SECTOR 2	LAP TIME	MPH	DIFF	TIME OF DAY
1 -		22.282	1:01.713	70.46	6.705	14:03:13.931
2 -	33.019	21.989	55.008 (1)	79.05		14:04:08.939
3 -	33.794	22.117	55.911 (3)	77.77	0.903	14:05:04.850
4 -	33.540	22.595	56.135	77.46	1.127	14:06:00.985
5 -	34.507	21.924	56.431	77.06	1.423	14:06:57.416
6 -	33.821	22.085	55.906 (2)	77.78	0.898	14:07:53.322
7 -	33.921	22.228	56.149	77.44	1.141	14:08:49.471
8 -	33.673	22.509	56.182	77.40	1.174	14:09:45.653
9 -	34.122	22.458	56.580	76.85	1.572	14:10:42.233

P12 20 600 Nathan MILES		Triumph DAYTONA -				
IDEAL LAP TIME : 52.348		BEST LAP TIME : 53.061		DIFFERENCE : 0.713		
LAP	SECTOR 1	SECTOR 2	LAP TIME	MPH	DIFF	TIME OF DAY
1 -		21.887	1:23.879	51.84	30.818	14:03:36.097
2 -	32.923	21.406	54.329	80.04	1.268	14:04:30.426
3 -	32.349	21.760	54.109	80.36	1.048	14:05:24.535
4 -	32.152	21.531	53.683	81.00	0.622	14:06:18.218
5 -	33.014	20.667	53.681	81.00	0.620	14:07:11.899
6 -	32.053	21.035	53.088 (3)	81.91	0.027	14:08:04.987
7 -	32.046	21.015	53.061 (1)	81.95		14:08:58.048
8 -	31.788	21.294	53.082 (2)	81.92	0.021	14:09:51.130
9 -	31.681	21.725	53.406	81.42	0.345	14:10:44.536

BMCRC - MRO Championships 2023 - Rnd 1 @ Brands Hatch Indy

L&W Contractors BMCRC Rookie 600 & Rookie 1000

RACE 8 - SECTOR ANALYSIS



SECTOR 1 = FL to I1, SECTOR 2 = I1 to FL, DIFF = Difference To Personal Best Lap, P = Crossed Finish Line in Pit Lane, D = Time Disallowed

P13 28 600 Tom WALKER		Honda CBR600RR - TRWRacing GRPone				
IDEAL LAP TIME : 52.525		BEST LAP TIME : 52.774		DIFFERENCE : 0.249		
LAP	SECTOR 1	SECTOR 2	LAP TIME	MPH	DIFF	TIME OF DAY
1 -		21.718	1:23.543	52.05	30.769	14:03:35.761
2 -	33.103	21.348	54.451	79.86	1.677	14:04:30.212
3 -	32.660	21.847	54.507	79.78	1.733	14:05:24.719
4 -	32.770	21.119	53.889	80.69	1.115	14:06:18.608
5 -	32.827	20.947	53.774	80.86	1.000	14:07:12.382
6 -	32.600	21.066	53.666	81.03	0.892	14:08:06.048
7 -	31.954	20.921	52.875 (2)	82.24	0.101	14:08:58.923
8 -	31.815	20.959	52.774 (1)	82.40		14:09:51.697
9 -	31.604	21.523	53.127 (3)	81.85	0.353	14:10:44.824

P14 43 600 Paul NIELD		Honda CBR600RR -				
IDEAL LAP TIME : 54.007		BEST LAP TIME : 54.117		DIFFERENCE : 0.110		
LAP	SECTOR 1	SECTOR 2	LAP TIME	MPH	DIFF	TIME OF DAY
1 -		21.981	1:25.114	51.09	30.997	14:03:37.332
2 -	32.968	21.811	54.779	79.38	0.662	14:04:32.111
3 -	32.631	21.849	54.480	79.82	0.363	14:05:26.591
4 -	33.265	21.805	55.070	78.96	0.953	14:06:21.661
5 -	32.534	21.583	54.117 (1)	80.35		14:07:15.778
6 -	33.019	21.770	54.789	79.37	0.672	14:08:10.567
7 -	33.704	21.812	55.516	78.33	1.399	14:09:06.083
8 -	32.758	21.473	54.231 (2)	80.18	0.114	14:10:00.314
9 -	32.735	21.634	54.369 (3)	79.98	0.252	14:10:54.683

P15 21 600 Toby FINNIS		Kawasaki ZX636 - NOKA				
IDEAL LAP TIME : 53.370		BEST LAP TIME : 53.510		DIFFERENCE : 0.140		
LAP	SECTOR 1	SECTOR 2	LAP TIME	MPH	DIFF	TIME OF DAY
1 -		22.249	1:25.595	50.80	32.085	14:03:37.813
2 -	33.609	21.515	55.124	78.88	1.614	14:04:32.937
3 -	33.353	21.469	54.822	79.32	1.312	14:05:27.759
4 -	33.758	21.587	55.345	78.57	1.835	14:06:23.104
5 -	32.364	21.211	53.575 (2)	81.16	0.065	14:07:16.679
6 -	33.087	21.452	54.539 (3)	79.73	1.029	14:08:11.218
7 -	33.293	21.706	54.999	79.06	1.489	14:09:06.217
8 -	32.159	21.351	53.510 (1)	81.26		14:09:59.727
9 -	33.653	21.361	55.014	79.04	1.504	14:10:54.741

P16 61 600 Jason GAMBLE		Kawasaki ZX6R -				
IDEAL LAP TIME : 53.815		BEST LAP TIME : 54.008		DIFFERENCE : 0.193		
LAP	SECTOR 1	SECTOR 2	LAP TIME	MPH	DIFF	TIME OF DAY
1 -		22.218	1:25.459	50.88	31.451	14:03:37.677
2 -	33.071	21.607	54.678	79.53	0.670	14:04:32.355
3 -	32.764	21.827	54.591	79.65	0.583	14:05:26.946
4 -	33.052	22.038	55.090	78.93	1.082	14:06:22.036
5 -	32.439	21.654	54.093 (2)	80.39	0.085	14:07:16.129
6 -	32.817	21.939	54.756	79.41	0.748	14:08:10.885
7 -	34.002	22.063	56.065	77.56	2.057	14:09:06.950
8 -	32.256	22.037	54.293 (3)	80.09	0.285	14:10:01.243
9 -	32.449	21.559	54.008 (1)	80.51		14:10:55.251

BMCRC - MRO Championships 2023 - Rnd 1 @ Brands Hatch Indy

L&W Contractors BMCRC Rookie 600 & Rookie 1000

RACE 8 - SECTOR ANALYSIS



SECTOR 1 = FL to I1, SECTOR 2 = I1 to FL, DIFF = Difference To Personal Best Lap, P = Crossed Finish Line in Pit Lane, D = Time Disallowed

P17 164 1000 Paul BOXALL		Honda FIREBLADE - WG Tyres				
IDEAL LAP TIME : 57.682		BEST LAP TIME : 57.692		DIFFERENCE : 0.010		
LAP	SECTOR 1	SECTOR 2	LAP TIME	MPH	DIFF	TIME OF DAY
1 -		23.076	1:04.779	67.12	7.087	14:03:16.997
2 -	35.138	23.026	58.164 (3)	74.76	0.472	14:04:15.161
3 -	35.704	23.150	58.854	73.88	1.162	14:05:14.015
4 -	35.346	23.203	58.549	74.27	0.857	14:06:12.564
5 -	35.117	23.058	58.175	74.75	0.483	14:07:10.739
6 -	35.460	23.363	58.823	73.92	1.131	14:08:09.562
7 -	34.876	23.871	58.747	74.02	1.055	14:09:08.309
8 -	35.101	22.916	58.017 (2)	74.95	0.325	14:10:06.326
9 -	34.766	22.926	57.692 (1)	75.37		14:11:04.018

P18 191 1000 Maurice DAVEY		Suzuki GSXR 1000 - M D racing				
IDEAL LAP TIME : 58.633		BEST LAP TIME : 58.633		DIFFERENCE : 0.000		
LAP	SECTOR 1	SECTOR 2	LAP TIME	MPH	DIFF	TIME OF DAY
1 -		23.396	1:05.995	65.89	7.362	14:03:18.213
2 -	35.945	23.279	59.224	73.42	0.591	14:04:17.437
3 -	36.325	23.794	1:00.119	72.33	1.486	14:05:17.556
4 -	36.213	23.309	59.522	73.05	0.889	14:06:17.078
5 -	35.707	22.926	58.633 (1)	74.16		14:07:15.711
6 -	36.234	23.188	59.422	73.18	0.789	14:08:15.133
7 -	35.893	23.137	59.030 (3)	73.66	0.397	14:09:14.163
8 -	35.764	23.028	58.792 (2)	73.96	0.159	14:10:12.955

P19 115 600 Brian MAHER		Yamaha R6 -				
IDEAL LAP TIME : 56.025		BEST LAP TIME : 56.196		DIFFERENCE : 0.171		
LAP	SECTOR 1	SECTOR 2	LAP TIME	MPH	DIFF	TIME OF DAY
1 -		23.038	1:28.206	49.30	32.010	14:03:40.424
2 -	34.702	22.604	57.306	75.88	1.110	14:04:37.730
3 -	34.939	22.521	57.460	75.68	1.264	14:05:35.190
4 -	34.577	22.431	57.008	76.28	0.812	14:06:32.198
5 -	34.311	22.532	56.843	76.50	0.647	14:07:29.041
6 -	34.297	22.068	56.365 (3)	77.15	0.169	14:08:25.406
7 -	34.045	22.151	56.196 (1)	77.38		14:09:21.602
8 -	33.957	22.361	56.318 (2)	77.21	0.122	14:10:17.920

P20 4 600 Kallum BEDWELL		Yamaha R6 - KB				
IDEAL LAP TIME : 56.339		BEST LAP TIME : 56.448		DIFFERENCE : 0.109		
LAP	SECTOR 1	SECTOR 2	LAP TIME	MPH	DIFF	TIME OF DAY
1 -		23.412	1:29.389	48.64	32.941	14:03:41.607
2 -	34.872	23.047	57.919	75.08	1.471	14:04:39.526
3 -	34.993	23.302	58.295	74.59	1.847	14:05:37.821
4 -	34.453	22.996	57.449	75.69	1.001	14:06:35.270
5 -	33.806	22.642	56.448 (1)	77.03		14:07:31.718
6 -	34.585	22.533	57.118 (2)	76.13	0.670	14:08:28.836
7 -	34.213	23.095	57.308 (3)	75.88	0.860	14:09:26.144
8 -	34.706	22.798	57.504	75.62	1.056	14:10:23.648

P21 89 600 Marco STRILLOZZI		Yamaha R6 - KLUAPP.COM				
IDEAL LAP TIME : 57.212		BEST LAP TIME : 57.314		DIFFERENCE : 0.102		
LAP	SECTOR 1	SECTOR 2	LAP TIME	MPH	DIFF	TIME OF DAY
1 -		23.272	1:28.295	49.25	30.981	14:03:40.513
2 -	35.532	22.995	58.527	74.30	1.213	14:04:39.040
3 -	35.213	23.232	58.445 (3)	74.40	1.131	14:05:37.485
4 -	34.692	22.832	57.524 (2)	75.59	0.210	14:06:35.009
5 -	34.794	22.520	57.314 (1)	75.87		14:07:32.323
6 -	35.344	24.706	1:00.050	72.41	2.736	14:08:32.373
7 -	36.004	23.672	59.676	72.87	2.362	14:09:32.049
8 -	35.206	23.602	58.808	73.94	1.494	14:10:30.857

BMCRC - MRO Championships 2023 - Rnd 1 @ Brands Hatch Indy

L&W Contractors BMCRC Rookie 600 & Rookie 1000

RACE 8 - SECTOR ANALYSIS



SECTOR 1 = FL to I1, SECTOR 2 = I1 to FL, DIFF = Difference To Personal Best Lap, P = Crossed Finish Line in Pit Lane, D = Time Disallowed

P22 62 1000 Dean MILLER		Yamaha R1 - Self-sponsored				
IDEAL LAP TIME : 1:00.175		BEST LAP TIME : 1:00.310		DIFFERENCE : 0.135		
LAP	SECTOR 1	SECTOR 2	LAP TIME	MPH	DIFF	TIME OF DAY
1 -		25.320	1:09.591	62.48	9.281	14:03:21.809
2 -	37.241	24.727	1:01.968	70.17	1.658	14:04:23.777
3 -	37.661	24.338	1:01.999	70.13	1.689	14:05:25.776
4 -	37.865	24.806	1:02.671	69.38	2.361	14:06:28.447
5 -	37.167	24.515	1:01.682	70.50	1.372	14:07:30.129
6 -	37.109	23.900	1:01.009 (3)	71.27	0.699	14:08:31.138
7 -	36.651	24.132	1:00.783 (2)	71.54	0.473	14:09:31.921
8 -	36.275	24.035	1:00.310 (1)	72.10		14:10:32.231

P23 65 600 Francesco MONTINI		Triumph DAYTONA 675R - Sara Johnson				
IDEAL LAP TIME : 58.284		BEST LAP TIME : 58.332		DIFFERENCE : 0.048		
LAP	SECTOR 1	SECTOR 2	LAP TIME	MPH	DIFF	TIME OF DAY
1 -		23.673	1:29.681	48.48	31.349	14:03:41.899
2 -	36.096	24.282	1:00.378	72.02	2.046	14:04:42.277
3 -	36.902	23.781	1:00.683	71.66	2.351	14:05:42.960
4 -	36.285	23.444	59.729	72.80	1.397	14:06:42.689
5 -	35.865	23.645	59.510	73.07	1.178	14:07:42.199
6 -	35.723	23.336	59.059 (3)	73.63	0.727	14:08:41.258
7 -	35.580	23.259	58.839 (2)	73.90	0.507	14:09:40.097
8 -	35.628	22.704	58.332 (1)	74.54		14:10:38.429

P24 90 600 Tom ELLIOTT		Yamaha R6 -				
IDEAL LAP TIME : 57.869		BEST LAP TIME : 58.875		DIFFERENCE : 1.006		
LAP	SECTOR 1	SECTOR 2	LAP TIME	MPH	DIFF	TIME OF DAY
1 -		23.742	1:31.013	47.77	32.138	14:03:43.231
2 -	36.342	23.679	1:00.021	72.45	1.146	14:04:43.252
3 -	36.269	23.535	59.804	72.71	0.929	14:05:43.056
4 -	36.450	23.022	59.472	73.12	0.597	14:06:42.528
5 -	35.346	23.529	58.875 (1)	73.86		14:07:41.403
6 -	35.624	23.479	59.103	73.57	0.228	14:08:40.506
7 -	35.967	23.102	59.069 (3)	73.61	0.194	14:09:39.575
8 -	36.538	22.523	59.061 (2)	73.62	0.186	14:10:38.636

P25 395 600 William NICHOLLS		Yamaha R6 - Will Nicholls Farriery				
IDEAL LAP TIME : 58.927		BEST LAP TIME : 59.279		DIFFERENCE : 0.352		
LAP	SECTOR 1	SECTOR 2	LAP TIME	MPH	DIFF	TIME OF DAY
1 -		24.151	1:33.579	46.46	34.300	14:03:45.797
2 -	36.862	23.395	1:00.257	72.16	0.978	14:04:46.054
3 -	36.933	23.009	59.942	72.54	0.663	14:05:45.996
4 -	36.205	23.637	59.842 (2)	72.66	0.563	14:06:45.838
5 -	35.918	23.361	59.279 (1)	73.35		14:07:45.117
6 -	36.663	23.261	59.924 (3)	72.56	0.645	14:08:45.041
7 -	37.205	23.507	1:00.712	71.62	1.433	14:09:45.753
8 -	36.616	23.684	1:00.300	72.11	1.021	14:10:46.053

P26 150 600 Stuart MELHIUSH		Triumph 675 -				
IDEAL LAP TIME : 1:03.496		BEST LAP TIME : 1:03.496		DIFFERENCE : 0.000		
LAP	SECTOR 1	SECTOR 2	LAP TIME	MPH	DIFF	TIME OF DAY
1 -		25.980	1:37.741	44.49	34.245	14:03:49.959
2 -	39.686	25.961	1:05.647	66.24	2.151	14:04:55.606
3 -	39.741	25.609	1:05.350	66.54	1.854	14:06:00.956
4 -	39.207	25.535	1:04.742	67.16	1.246	14:07:05.698
5 -	39.186	25.103	1:04.289 (3)	67.64	0.793	14:08:09.987
6 -	38.725	25.352	1:04.077 (2)	67.86	0.581	14:09:14.064
7 -	38.455	25.041	1:03.496 (1)	68.48		14:10:17.560

BMCRC - MRO Championships 2023 - Rnd 1 @ Brands Hatch Indy

L&W Contractors BMCRC Rookie 600 & Rookie 1000

RACE 8 - SECTOR ANALYSIS



SECTOR 1 = FL to I1, SECTOR 2 = I1 to FL, DIFF = Difference To Personal Best Lap, P = Crossed Finish Line in Pit Lane, D = Time Disallowed

P27	139	600	Michael HUDSON	Yamaha R6 - Atlas Bulk Carriers Ltd		
IDEAL LAP TIME :		BEST LAP TIME :		DIFFERENCE :		
LAP	SECTOR 1	SECTOR 2	LAP TIME	MPH	DIFF	TIME OF DAY
1 -		26.862	1:38.933	43.95		14:03:51.151

BMCRC - MRO Championships 2023 - Rnd 1 @ Brands Hatch Indy

L&W Contractors BMCRC Rookie 600 & Rookie 1000

RACE 8 - BEST SECTORS

SECTOR 1			SECTOR 2			IDEAL / BEST COMPARISON						
POS	NO	NAME	TIME	NO	NAME	TIME	POS	NO	NAME	IDEAL	BEST	DIFF
									PERFECT LAP	50.712		
1	87	THOMPSON	30.590	87	THOMPSON	20.122	1	87	THOMPSON	50.712	50.726	0.014
2	24	MANLEY	31.150	33	BLACKFORD	20.360	2	100	CRANSTONE	51.621	51.753	0.132
3	100	CRANSTONE	31.223	100	CRANSTONE	20.398	3	33	BLACKFORD	51.642	51.642	0.000
4	33	BLACKFORD	31.282	20	MILES	20.667	4	24	MANLEY	51.986	51.986	0.000
5	187	DERMOTT	31.589	187	DERMOTT	20.753	5	187	DERMOTT	52.342	52.397	0.055
6	28	WALKER	31.604	23	PAES	20.786	6	20	MILES	52.348	53.061	0.713
7	20	MILES	31.681	24	MANLEY	20.836	7	28	WALKER	52.525	52.774	0.249
8	81	HARTLE	31.798	28	WALKER	20.921	8	81	HARTLE	52.788	52.934	0.146
9	149	WILKINS	31.952	81	HARTLE	20.990	9	23	PAES	52.813	53.185	0.372
10	23	PAES	32.027	21	FINNIS	21.211	10	149	WILKINS	53.264	53.286	0.022
11	21	FINNIS	32.159	149	WILKINS	21.312	11	21	FINNIS	53.370	53.510	0.140
12	61	GAMBLE	32.256	830	HOLT	21.405	12	61	GAMBLE	53.815	54.008	0.193
13	43	NIELD	32.534	43	NIELD	21.473	13	43	NIELD	54.007	54.117	0.110
14	830	HOLT	32.840	61	GAMBLE	21.559	14	830	HOLT	54.245	54.245	0.000
15	123	VINCER	33.019	36	MORGAN	21.566	15	36	MORGAN	54.608	54.899	0.291
16	36	MORGAN	33.042	123	VINCER	21.924	16	123	VINCER	54.943	55.008	0.065
17	4	BEDWELL	33.806	115	MAHER	22.068	17	115	MAHER	56.025	56.196	0.171
18	115	MAHER	33.957	89	STRILLOZZI	22.520	18	4	BEDWELL	56.339	56.448	0.109
19	89	STRILLOZZI	34.692	90	ELLIOTT	22.523	19	89	STRILLOZZI	57.212	57.314	0.102
20	164	BOXALL	34.766	4	BEDWELL	22.533	20	164	BOXALL	57.682	57.692	0.010
21	90	ELLIOTT	35.346	65	MONTINI	22.704	21	90	ELLIOTT	57.869	58.875	1.006
22	65	MONTINI	35.580	164	BOXALL	22.916	22	65	MONTINI	58.284	58.332	0.048
23	191	DAVEY	35.707	191	DAVEY	22.926	23	191	DAVEY	58.633	58.633	0.000
24	395	NICHOLLS	35.918	395	NICHOLLS	23.009	24	395	NICHOLLS	58.927	59.279	0.352
25	62	MILLER	36.275	62	MILLER	23.900	25	62	MILLER	1:00.175	1:00.310	0.135
26	150	MELHIUSH	38.455	150	MELHIUSH	25.041	26	150	MELHIUSH	1:03.496	1:03.496	0.000
27				139	HUDSON	26.862	27	139	HUDSON			

BMCRC - MRO Championships 2023 - Rnd 1 @ Brands Hatch Indy

L&W Contractors BMCRC Rookie 600 & Rookie 1000

RACE 8 - STATISTICS

Competitors Started	27
Planned Start	2023-03-11 @ 14:25:00.000
Actual Start	2023-03-11 @ 14:02:12.217
Finish Time	2023-03-11 @ 14:10:07.167
Track Length	1.2079mi.
Total Laps	225
Total Distance Covered	271.7877mi.

Session Fastest Lap History

NO	CL	NAME	LAP TIME	TIME OF DAY	LAP	VEHICLE
100	1000	Sam CRANSTONE	52.731	14:04:03.237	2	Bmw S1000RR
100	1000	Sam CRANSTONE	52.510	14:04:55.748	3	Bmw S1000RR
33	1000	Luke BLACKFORD	52.186	14:04:55.781	3	Ducati 1299
33	1000	Luke BLACKFORD	51.642	14:07:32.470	6	Ducati 1299
87	1000	Karl THOMPSON	51.517	14:08:25.306	7	Yamaha R1
87	1000	Karl THOMPSON	50.726	14:09:16.032	8	Yamaha R1

Session Leader History

NO	CL	NAME	FROM LAP	LAPS LED	DISTANCE	VEHICLE
33	1000	Luke BLACKFORD	1	1	1.20 miles	Ducati 1299
100	1000	Sam CRANSTONE	2	2	2.41 miles	Bmw S1000RR
33	1000	Luke BLACKFORD	4	3	3.62 miles	Ducati 1299
87	1000	Karl THOMPSON	7	3	3.62 miles	Yamaha R1

Flag History

TYPE	TIME OF DAY
GREEN	14:02:12.217
FINISH	14:10:07.167

Flag Statistics

TYPE	COUNT	TOTAL LAPS	TOTAL TIME
Green	1	9	8:59.114
Red	0	0	0.000
Safety Car	0	0	0.000
FCY	0	0	0.000

BMCRC - MRO Championships 2023 - Rnd 1 @ Brands Hatch Indy

L&W Contractors BMCRC Rookie 600 & Rookie 1000

RACE 8 - STATISTICS

CLASS : 1000

13 Starters

Fastest Lap History

NO	NAME	LAP TIME	TIME OF DAY	LAP	VEHICLE
100	Sam CRANSTONE	52.731	14:04:03.237	2	Bmw S1000RR
100	Sam CRANSTONE	52.510	14:04:55.748	3	Bmw S1000RR
33	Luke BLACKFORD	52.186	14:04:55.781	3	Ducati 1299
33	Luke BLACKFORD	51.642	14:07:32.470	6	Ducati 1299
87	Karl THOMPSON	51.517	14:08:25.306	7	Yamaha R1
87	Karl THOMPSON	50.726	14:09:16.032	8	Yamaha R1

Leader History

NO	NAME	FROM LAP	LAPS LED	DISTANCE	VEHICLE
33	Luke BLACKFORD	1	1	1.20 miles	Ducati 1299
100	Sam CRANSTONE	2	2	2.41 miles	Bmw S1000RR
33	Luke BLACKFORD	4	3	3.62 miles	Ducati 1299
87	Karl THOMPSON	7	3	3.62 miles	Yamaha R1

BMCRC - MRO Championships 2023 - Rnd 1 @ Brands Hatch Indy

L&W Contractors BMCRC Rookie 600 & Rookie 1000

RACE 8 - STATISTICS

CLASS : 600

14 Starters

Fastest Lap History

NO	NAME	LAP TIME	TIME OF DAY	LAP	VEHICLE
24	Callum MANLEY	53.932	14:04:29.994	2	Honda CBR600 RR
20	Nathan MILES	53.683	14:06:18.242	4	Triumph DAYTONA
24	Callum MANLEY	53.415	14:07:11.648	5	Honda CBR600 RR
20	Nathan MILES	53.088	14:08:05.008	6	Triumph DAYTONA
24	Callum MANLEY	52.445	14:08:57.714	7	Honda CBR600 RR
24	Callum MANLEY	51.986	14:09:49.699	8	Honda CBR600 RR

Leader History

NO	NAME	FROM LAP	LAPS LED	DISTANCE	VEHICLE
28	Tom WALKER	1	1	1.20 miles	Honda CBR600RR
24	Callum MANLEY	2	2	2.41 miles	Honda CBR600 RR
20	Nathan MILES	4	1	1.20 miles	Triumph DAYTONA
24	Callum MANLEY	5	1	1.20 miles	Honda CBR600 RR
20	Nathan MILES	6	1	1.20 miles	Triumph DAYTONA
24	Callum MANLEY	7	3	3.62 miles	Honda CBR600 RR

BMCRC - MRO Championships 2023 - Rnd 1 @ Brands Hatch Indy

L&W Contractors BMCRC Rookie 600 & Rookie 1000

RACE 18 - GRID (9 Laps)



CONTRACTORS LTD

ROW 11	33		32	139 Michael HUDSON	31	150 Stuart MELHIUSH	1:03.496
ROW 10	30	395 William NICHOLLS	29	90 Tom ELLIOTT	28	65 Francesco MONTINI	58.332
ROW 9	27	89 Marco STRILLOZZI	26	4 Kallum BEDWELL	25	115 Brian MAHER	56.196
ROW 8	24	43 Paul NIELD	23	61 Jason GAMBLE	22	21 Toby FINNIS	53.510
ROW 7	21	20 Nathan MILES	20	28 Tom WALKER	19	24 Callum MANLEY	51.986
ROW 6	18		17		16		
ROW 5	15		14		13	62 Dean MILLER	1:00.310
ROW 4	12	191 Maurice DAVEY	11	164 Paul BOXALL	10	123 James VINCER	55.008
ROW 3	9	36 Alan MORGAN	8	830 Daniel HOLT	7	149 David WILKINS	53.286
ROW 2	6	23 Jason PAES	5	81 Dan HARTLE	4	187 Scott DERMOTT	52.397
ROW 1	3	100 Sam CRANSTONE	2	33 Luke BLACKFORD	1	87 Karl THOMPSON	50.726
Pole							

Brands Hatch Indy: 1.2079 miles

These results are provisional until the conclusion of any judicial and technical matters.

Clerk Of Course :	Stewards :	Timekeeper : <i>Craig Smith</i>
-------------------	------------	------------------------------------

Results can be found at www.tsl-timing.com

Printed - 14:14 Saturday, 11 March 2023



BMCRC - MRO Championships 2023 - Rnd 1 @ Brands Hatch Indy

L&W Contractors BMCRC Rookie 600 & Rookie 1000

RACE 18 - CLASSIFICATION



CONTRACTORS LTD

POS	NO	CL	PIC NAME	ENTRY	LAPS	TIME	GAP	DIFF	MPH	BEST	ON
1	87	1000	1 Karl THOMPSON	Yamaha R1 - #Teamrace	9	7:57.063			82.03	51.109	7
2	100	1000	2 Sam CRANSTONE	Bmw S1000RR -	9	7:57.950	0.887	0.887	81.88	51.750	9
3	33	1000	3 Luke BLACKFORD	Ducati 1299 - D5 graphics	9	8:03.653	6.590	5.703	80.92	52.216	7
4	187	1000	4 Scott DERMOTT	Yamaha R1 - TwoClicksOut Racing	9	8:05.163	8.100	1.510	80.66	52.242	7
5	81	1000	5 Dan HARTLE	Yamaha R1 2CR - #Teamrace	9	8:09.148	12.085	3.985	80.01	52.454	9
6	149	1000	6 David WILKINS	Yamaha R1 - TwoClicksOut Racing	9	8:10.566	13.503	1.418	79.78	53.266	8
7	36	1000	7 Alan MORGAN	Suzuki GSXR 1000 - Little Duck Racing	9	8:19.178	22.115	8.612	78.40	53.720	4
8	23	1000	8 Jason PAES	Aprilia RSV4 - J&R Electrical Ltd	9	8:19.937	22.874	0.759	78.28	54.024	7
9	123	1000	9 James VINCER	Yamaha YZFR1 - A W RACING LTD	9	8:23.113	26.050	3.176	77.79	54.622	4
10	830	1000	10 Daniel HOLT	Aprilia RSV4 1100 - DBH Plastering	9	8:23.267	26.204	0.154	77.76	54.646	9
11	20	600	1 Nathan MILES	Triumph DAYTONA -	9	8:27.963	30.900	4.696	77.04	52.367	7
12	24	600	2 Callum MANLEY	Honda CBR600 RR - Becs sweets, leeway building :	9	8:28.880	31.817	0.917	76.90	51.880	9
13	28	600	3 Tom WALKER	Honda CBR600RR - TRWRacing GRPone	9	8:36.534	39.471	7.654	75.76	52.924	3
14	21	600	4 Toby FINNIS	Kawasaki ZX636 - NOKA	9	8:40.675	43.612	4.141	75.16	53.361	5
15	61	600	5 Jason GAMBLE	Kawasaki ZX6R -	9	8:42.256	45.193	1.581	74.93	53.676	5
16	43	600	6 Paul NIELD	Honda CBR600RR -	9	8:43.691	46.628	1.435	74.73	53.906	8
17	191	1000	11 Maurice DAVEY	Suzuki GSXR 1000 - M D racing	9	8:51.306	54.243	7.615	73.66	57.491	8
18	164	1000	12 Paul BOXALL	Honda FIREBLADE - WG Tyres	9	8:53.679	56.616	2.373	73.33	58.075	5
19	115	600	7 Brian MAHER	Yamaha R6 -	8	8:04.371	1 Lap	1 Lap	71.82	55.545	8
20	62	1000	13 Dean MILLER	Yamaha R1 - Self-sponsored	8	8:17.679	1 Lap	13.308	69.90	59.991	7
21	89	600	8 Marco STRILLOZZI	Yamaha R6 - KLUAPP.COM	8	8:21.826	1 Lap	4.147	69.32	57.116	8
22	4	600	9 Kallum BEDWELL	Yamaha R6 - KB	8	8:22.393	1 Lap	0.567	69.24	56.816	7
23	90	600	10 Tom ELLIOTT	Yamaha R6 -	8	8:23.147	1 Lap	0.754	69.14	57.264	8
24	65	600	11 Francesco MONTINI	Triumph DAYTONA 675R - Sara Johnson	8	8:30.434	1 Lap	7.287	68.15	58.866	6
25	395	600	12 William NICHOLLS	Yamaha R6 - Will Nicholls Farriery	8	8:43.104	1 Lap	12.670	66.50	59.590	7
26	139	600	13 Michael HUDSON	Yamaha R6 - Atlas Bulk Carriers Ltd	7	8:06.360	2 Laps	1 Lap	62.58	1:01.520	6
27	150	600	14 Stuart MELHIUSH	Triumph 675 -	7	8:17.513	2 Laps	11.153	61.18	1:04.527	6

FASTEST LAP

87	1000	Karl THOMPSON	Yamaha R1 - #Teamrace	7	51.109	85.08 mph	136.93 kph
24	600	Callum MANLEY	Honda CBR600 RR - Becs sweets, leeway building :	9	51.880	83.82 mph	134.89 kph

Class 1000 - 92.5% of Race Speed = 75.87 mph

Class 600 - 92.5% of Race Speed = 71.26 mph

Weather / Track : Cloudy / Dry

These results are provisional until the conclusion of any judicial and technical matters.

Race Distance: 9 Laps / 10.87 miles

Brands Hatch Indy: 1.2079 miles

Date: 11/03/2023 Start: 16:23 Finish: 16:30

Clerk Of Course :	Stewards :	Timekeeper : <i>Craig Smith</i>
-------------------	------------	------------------------------------

Results can be found at www.tsl-timing.com

Printed - 16:36 Saturday, 11 March 2023



BMCRC - MRO Championships 2023 - Rnd 1 @ Brands Hatch Indy

L&W Contractors BMCRC Rookie 600 & Rookie 1000

RACE 18 - LAP CHART

LAP 1 @ 16:23:59.306

NO	BEHIND	LAP TIME
87		57.745
100	0.254	57.999
149	1.848	59.593
33	2.058	59.803
187	2.187	59.932
123	2.868	1:00.613
23	3.129	1:00.874
81	3.153	1:00.898
36	3.341	1:01.086
830	3.933	1:01.678
164	6.532	1:04.277
191	6.956	1:04.701
62	11.015	1:08.760
20	28.002	1:25.747
24	28.060	1:25.805
28	28.839	1:26.584
43	29.572	1:27.317
21	29.697	1:27.442
61	29.848	1:27.593
115	32.103	1:29.848
65	35.631	1:33.376
89	35.848	1:33.593
90	35.994	1:33.739
4	36.396	1:34.141
395	44.127	1:41.872
150	44.699	1:42.444
139	44.933	1:42.678

LAP 2 @ 16:24:52.902

NO	BEHIND	LAP TIME
87		53.596
100	0.153	53.495
149	2.092	53.840
187	2.238	53.647
33	2.429	53.967
81	3.581	54.024
123	4.073	54.801
36	4.172	54.427
23	4.356	54.823
830	5.270	54.933
164	11.075	58.139
191	12.092	58.732
62	18.648	1:01.229
20	27.872	53.466
24	28.295	53.831
28	28.982	53.739
43	30.231	54.255
21	30.740	54.639
61	30.817	54.565
115	35.066	56.559
90	41.578	59.180
89	42.188	59.936
4	42.521	59.721
65	42.847	1:00.812
395	51.927	1:01.396

LAP 3 @ 16:25:45.839

NO	BEHIND	LAP TIME
100		52.784
87	0.631	53.568
149	3.077	53.922
33	3.697	54.205

187	4.244	54.943
81	4.544	53.900
139	1 Lap	1:06.621
36	5.032	53.797
150	1 Lap	1:07.206
23	5.558	54.139
123	5.897	54.761
830	7.295	54.962
164	16.779	58.641
191	17.451	58.296
20	27.883	52.948
62	28.361	1:02.650
24	28.394	53.036
28	28.969	52.924
43	32.218	54.924
21	32.268	54.465
61	32.601	54.721
115	38.539	56.410
90	46.938	58.297
4	47.469	57.885
89	47.739	58.488
65	48.854	58.944

LAP 4 @ 16:26:38.054

NO	BEHIND	LAP TIME
100		52.215
87	0.391	51.975
33	3.883	52.401
149	4.669	53.807
187	4.852	52.823
81	5.928	53.599
36	6.537	53.720
395	1 Lap	59.988
23	7.906	54.563
123	8.304	54.622
830	11.235	56.155
139	1 Lap	1:04.247
150	1 Lap	1:06.048
164	22.961	58.397
191	23.359	58.123
20	28.180	52.512
24	28.970	52.791
28	30.056	53.302
21	33.513	53.460
43	34.706	54.703
61	35.747	55.361
62	36.715	1:00.569
115	42.883	56.559

LAP 5 @ 16:27:31.589

NO	BEHIND	LAP TIME
100		53.535
87	0.510	53.654
90	1 Lap	59.579
4	1 Lap	59.328
89	1 Lap	59.145
65	1 Lap	59.460
33	2.616	52.268
187	3.673	52.356
149	4.773	53.639
81	5.099	52.706
36	9.093	56.091
23	9.951	55.580
123	10.383	55.614
395	1 Lap	59.699

830	12.962	55.262
164	27.501	58.075
20	27.814	53.169
139	1 Lap	1:04.390
191	28.129	58.305
24	28.627	53.192
28	29.977	53.456
150	1 Lap	1:05.249
21	33.339	53.361
43	35.686	54.515
61	35.888	53.676
62	44.339	1:01.159
115	45.624	56.276

LAP 6 @ 16:28:23.475

NO	BEHIND	LAP TIME
100		51.886
87	0.201	51.577
33	3.430	52.700
187	5.473	53.686
149	8.005	55.118
89	1 Lap	58.924
4	1 Lap	59.094
81	8.279	55.066
90	1 Lap	59.799
65	1 Lap	1:00.149
36	11.896	54.689
23	13.278	55.213
123	14.207	55.710
830	16.389	55.313
395	1 Lap	1:00.588
20	28.485	52.557
24	29.739	52.998
28	32.463	54.372
164	34.805	59.190
191	35.061	58.818
21	35.558	54.105
61	37.993	53.991
43	38.251	54.451
139	1 Lap	1:03.316
150	1 Lap	1:05.792
115	49.983	56.245

LAP 7 @ 16:29:14.785

NO	BEHIND	LAP TIME
87		51.109
100	0.621	51.931
62	1 Lap	1:01.654
33	4.336	52.216
187	6.405	52.242
149	10.182	53.487
81	10.393	53.424
89	1 Lap	57.469
4	1 Lap	57.948
90	1 Lap	57.923
36	15.490	54.904
23	15.992	54.024
123	18.074	55.177
65	1 Lap	58.866
830	20.399	55.320
20	29.542	52.367
395	1 Lap	59.620
24	30.854	52.425
28	35.346	54.193
21	39.167	54.919

61	41.129	54.446
43	42.035	55.094
164	42.396	58.901
191	42.677	58.926
139	1 Lap	1:01.520

LAP 8 @ 16:30:07.248

NO	BEHIND	LAP TIME
87		52.463
100	0.513	52.355
115	1 Lap	56.929
33	4.461	52.588
150	2 Laps	1:04.527
187	6.805	52.863
62	1 Lap	59.991
149	10.985	53.266
81	11.007	53.077
36	18.782	55.755
89	1 Lap	57.155
4	1 Lap	56.816
90	1 Lap	57.366
23	20.226	56.697
123	21.077	55.466
830	22.934	54.998
65	1 Lap	59.368
20	29.566	52.487
24	31.313	52.922
28	36.830	53.947
395	1 Lap	59.590
21	40.498	53.794
61	42.754	54.088
43	43.478	53.906
191	47.705	57.491
164	48.469	58.536

LAP 9 @ 16:30:58.624

NO	BEHIND	LAP TIME
87		51.376
100	0.887	51.750
33	6.590	53.505
115	1 Lap	55.545
187	8.100	52.671
139	2 Laps	1:03.588
81	12.085	52.454
149	13.503	53.894
150	2 Laps	1:06.247
62	1 Lap	1:01.667
36	22.115	54.709
23	22.874	54.024
89	1 Lap	57.116
4	1 Lap	57.460
123	26.050	56.349
90	1 Lap	57.264
830	26.204	54.646
20	30.900	52.710
24	31.817	51.880
65	1 Lap	59.459
28	39.471	54.017
21	43.612	54.490
61	45.193	53.815
395	1 Lap	1:00.351
43	46.628	54.526
191	54.243	57.914
164	56.616	59.523

BMCRC - MRO Championships 2023 - Rnd 1 @ Brands Hatch Indy

L&W Contractors BMCRC Rookie 600 & Rookie 1000

RACE 18 - POSITION CHART

No	Name	Lap Pos																		
			1	2	3	4	5	6	7	8	9	10								
87	THOMPSON	1	87	87	100	100	100	100	87	87	87									
33	BLACKFORD	2	100	100	87	87	87	87	100	100	100									
100	CRANSTONE	3	149	149	149	33	33	33	33	33	33									
187	DERMOTT	4	33	187	33	149	187	187	187	187	187									
81	HARTLE	5	187	33	187	187	149	149	149	149	81									
23	PAES	6	123	81	81	81	81	81	81	81	149									
149	WILKINS	7	23	123	36	36	36	36	36	36	36									
830	HOLT	8	81	36	23	23	23	23	23	23	23									
36	MORGAN	9	36	23	123	123	123	123	123	123	123									
123	VINCER	10	830	830	830	830	830	830	830	830	830									
164	BOXALL	11	164	164	164	164	164	20	20	20	20									
191	DAVEY	12	191	191	191	191	20	24	24	24	24									
62	MILLER	13	62	62	20	20	191	28	28	28	28									
24	MANLEY	14	20	20	62	24	24	164	21	21	21									
28	WALKER	15	24	24	24	28	28	191	61	61	61									
20	MILES	16	28	28	28	21	21	21	43	43	43									
21	FINNIS	17	43	43	43	43	43	61	164	191	191									
61	GAMBLE	18	21	21	21	61	61	43	191	164	164									
43	NIELD	19	61	61	61	62	62	115	115	115										
115	MAHER	20	115	115	115	115	115	62	62	62										
4	BEDWELL	21	65	90	90	90	89	89	89	89										
89	STRILLOZZI	22	89	89	4	4	4	4	4	4										
65	MONTINI	23	90	4	89	89	90	90	90	90										
90	ELLIOTT	24	4	65	65	65	65	65	65	65										
395	NICHOLLS	25	395	395	395	395	395	395	395	395										
150	MELHIUSH	26	150	139	139	139	139	139	139	139										
139	HUDSON	27	139	150	150	150	150	150	150	150										

BMCRC - MRO Championships 2023 - Rnd 1 @ Brands Hatch Indy

L&W Contractors BMCRC Rookie 600 & Rookie 1000

RACE 18 - SECTOR ANALYSIS



SECTOR 1 = FL to I1, SECTOR 2 = I1 to FL, DIFF = Difference To Personal Best Lap, P = Crossed Finish Line in Pit Lane, D = Time Disallowed

P1		87	1000	Karl THOMPSON	Yamaha R1 - #Teamrace						
IDEAL LAP TIME :		50.955		BEST LAP TIME :		51.109		DIFFERENCE :		0.154	
LAP	SECTOR 1	SECTOR 2		LAP TIME	MPH	DIFF	TIME OF DAY				
1 -		21.295		57.745	75.30	6.636	16:23:59.306				
2 -	32.716	20.880		53.596	81.13	2.487	16:24:52.902				
3 -	32.522	21.046		53.568	81.17	2.459	16:25:46.470				
4 -	31.332	20.643		51.975	83.66	0.866	16:26:38.445				
5 -	31.662	21.992		53.654	81.04	2.545	16:27:32.099				
6 -	31.240	20.337		51.577 (3)	84.31	0.468	16:28:23.676				
7 -	30.636	20.473		51.109 (1)	85.08		16:29:14.785				
8 -	32.085	20.378		52.463	82.88	1.354	16:30:07.248				
9 -	31.057	20.319		51.376 (2)	84.64	0.267	16:30:58.624				

P2		100	1000	Sam CRANSTONE	Bmw S1000RR -						
IDEAL LAP TIME :		51.644		BEST LAP TIME :		51.750		DIFFERENCE :		0.106	
LAP	SECTOR 1	SECTOR 2		LAP TIME	MPH	DIFF	TIME OF DAY				
1 -		21.007		57.999	74.97	6.249	16:23:59.560				
2 -	32.629	20.866		53.495	81.28	1.745	16:24:53.055				
3 -	31.770	21.014		52.784	82.38	1.034	16:25:45.839				
4 -	31.599	20.616		52.215	83.28	0.465	16:26:38.054				
5 -	31.778	21.757		53.535	81.22	1.785	16:27:31.589				
6 -	31.376	20.510		51.886 (2)	83.81	0.136	16:28:23.475				
7 -	31.330	20.601		51.931 (3)	83.73	0.181	16:29:15.406				
8 -	31.621	20.734		52.355	83.05	0.605	16:30:07.761				
9 -	31.436	20.314		51.750 (1)	84.03		16:30:59.511				

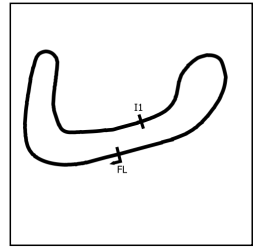
P3		33	1000	Luke BLACKFORD	Ducati 1299 - D5 graphics						
IDEAL LAP TIME :		52.206		BEST LAP TIME :		52.216		DIFFERENCE :		0.010	
LAP	SECTOR 1	SECTOR 2		LAP TIME	MPH	DIFF	TIME OF DAY				
1 -		21.622		59.803	72.71	7.587	16:24:01.364				
2 -	32.740	21.227		53.967	80.57	1.751	16:24:55.331				
3 -	32.199	22.006		54.205	80.22	1.989	16:25:49.536				
4 -	31.632	20.769		52.401 (3)	82.98	0.185	16:26:41.937				
5 -	31.554	20.714		52.268 (2)	83.19	0.052	16:27:34.205				
6 -	31.938	20.762		52.700	82.51	0.484	16:28:26.905				
7 -	31.492	20.724		52.216 (1)	83.28		16:29:19.121				
8 -	31.555	21.033		52.588	82.69	0.372	16:30:11.709				
9 -	32.289	21.216		53.505	81.27	1.289	16:31:05.214				

P4		187	1000	Scott DERMOTT	Yamaha R1 - TwoClicksOut Racing						
IDEAL LAP TIME :		52.209		BEST LAP TIME :		52.242		DIFFERENCE :		0.033	
LAP	SECTOR 1	SECTOR 2		LAP TIME	MPH	DIFF	TIME OF DAY				
1 -		21.505		59.932	72.55	7.690	16:24:01.493				
2 -	32.505	21.142		53.647	81.05	1.405	16:24:55.140				
3 -	32.736	22.207		54.943	79.14	2.701	16:25:50.083				
4 -	31.598	21.225		52.823	82.32	0.581	16:26:42.906				
5 -	31.701	20.655		52.356 (2)	83.05	0.114	16:27:35.262				
6 -	32.881	20.805		53.686	81.00	1.444	16:28:28.948				
7 -	31.554	20.688		52.242 (1)	83.23		16:29:21.190				
8 -	32.018	20.845		52.863	82.26	0.621	16:30:14.053				
9 -	31.858	20.813		52.671 (3)	82.56	0.429	16:31:06.724				

BMCRC - MRO Championships 2023 - Rnd 1 @ Brands Hatch Indy

L&W Contractors BMCRC Rookie 600 & Rookie 1000

RACE 18 - SECTOR ANALYSIS



SECTOR 1 = FL to I1, SECTOR 2 = I1 to FL, DIFF = Difference To Personal Best Lap, P = Crossed Finish Line in Pit Lane, D = Time Disallowed

P5		81 1000 Dan HARTLE		Yamaha R1 2CR - #Teamrace			
IDEAL LAP TIME : 52.454		BEST LAP TIME : 52.454		DIFFERENCE : 0.000			
LAP	SECTOR 1	SECTOR 2	LAP TIME	MPH	DIFF	TIME OF DAY	
1 -		21.673	1:00.898	71.40	8.444	16:24:02.459	
2 -	32.664	21.360	54.024	80.49	1.570	16:24:56.483	
3 -	32.091	21.809	53.900	80.67	1.446	16:25:50.383	
4 -	31.898	21.701	53.599	81.13	1.145	16:26:43.982	
5 -	31.833	20.873	52.706 (2)	82.50	0.252	16:27:36.688	
6 -	32.987	22.079	55.066	78.97	2.612	16:28:31.754	
7 -	32.323	21.101	53.424	81.39	0.970	16:29:25.178	
8 -	31.825	21.252	53.077 (3)	81.93	0.623	16:30:18.255	
9 -	31.794	20.660	52.454 (1)	82.90		16:31:10.709	

P6		149 1000 David WILKINS		Yamaha R1 - TwoClicksOut Racing			
IDEAL LAP TIME : 53.108		BEST LAP TIME : 53.266		DIFFERENCE : 0.158			
LAP	SECTOR 1	SECTOR 2	LAP TIME	MPH	DIFF	TIME OF DAY	
1 -		21.694	59.593	72.97	6.327	16:24:01.154	
2 -	32.569	21.271	53.840	80.76	0.574	16:24:54.994	
3 -	32.210	21.712	53.922	80.64	0.656	16:25:48.916	
4 -	32.569	21.238	53.807	80.81	0.541	16:26:42.723	
5 -	32.409	21.230	53.639 (3)	81.07	0.373	16:27:36.362	
6 -	33.009	22.109	55.118	78.89	1.852	16:28:31.480	
7 -	32.251	21.236	53.487 (2)	81.30	0.221	16:29:24.967	
8 -	31.878	21.388	53.266 (1)	81.63		16:30:18.233	
9 -	32.616	21.278	53.894	80.68	0.628	16:31:12.127	

P7		36 1000 Alan MORGAN		Suzuki GSXR 1000 - Little Duck Racing			
IDEAL LAP TIME : 53.472		BEST LAP TIME : 53.720		DIFFERENCE : 0.248			
LAP	SECTOR 1	SECTOR 2	LAP TIME	MPH	DIFF	TIME OF DAY	
1 -		21.426	1:01.086	71.18	7.366	16:24:02.647	
2 -	33.318	21.109	54.427 (3)	79.89	0.707	16:24:57.074	
3 -	32.363	21.434	53.797 (2)	80.83	0.077	16:25:50.871	
4 -	32.497	21.223	53.720 (1)	80.94		16:26:44.591	
5 -	32.736	23.355	56.091	77.52	2.371	16:27:40.682	
6 -	33.209	21.480	54.689	79.51	0.969	16:28:35.371	
7 -	33.308	21.596	54.904	79.20	1.184	16:29:30.275	
8 -	33.781	21.974	55.755	77.99	2.035	16:30:26.030	
9 -	33.148	21.561	54.709	79.48	0.989	16:31:20.739	

P8		23 1000 Jason PAES		Aprilia RSV4 - J&R Electrical Ltd			
IDEAL LAP TIME : 52.518		BEST LAP TIME : 54.024		DIFFERENCE : 1.506			
LAP	SECTOR 1	SECTOR 2	LAP TIME	MPH	DIFF	TIME OF DAY	
1 -		21.910	1:00.874	71.43	6.850	16:24:02.435	
2 -	33.080	21.743	54.823	79.32	0.799	16:24:57.258	
3 -	32.364	21.775	54.139 (3)	80.32	0.115	16:25:51.397	
4 -	33.043	21.520	54.563	79.69	0.539	16:26:45.960	
5 -	31.606	23.974	55.580	78.24	1.556	16:27:41.540	
6 -	34.084	21.129	55.213	78.76	1.189	16:28:36.753	
7 -	32.449	21.575	54.024 (1)	80.49		16:29:30.777	
8 -	34.210	22.487	56.697	76.69	2.673	16:30:27.474	
9 -	33.112	20.912	54.024 (1)	80.49		16:31:21.498	

BMCRC - MRO Championships 2023 - Rnd 1 @ Brands Hatch Indy

L&W Contractors BMCRC Rookie 600 & Rookie 1000

RACE 18 - SECTOR ANALYSIS



SECTOR 1 = FL to I1, SECTOR 2 = I1 to FL, DIFF = Difference To Personal Best Lap, P = Crossed Finish Line in Pit Lane, D = Time Disallowed

P9 123 1000 James VINCER		Yamaha YZFR1 - A W RACING LTD				
IDEAL LAP TIME : 54.181		BEST LAP TIME : 54.622		DIFFERENCE : 0.441		
LAP	SECTOR 1	SECTOR 2	LAP TIME	MPH	DIFF	TIME OF DAY
1 -		21.831	1:00.613	71.74	5.991	16:24:02.174
2 -	32.940	21.861	54.801 (3)	79.35	0.179	16:24:56.975
3 -	33.170	21.591	54.761 (2)	79.41	0.139	16:25:51.736
4 -	32.590	22.032	54.622 (1)	79.61		16:26:46.358
5 -	33.510	22.104	55.614	78.19	0.992	16:27:41.972
6 -	33.825	21.885	55.710	78.05	1.088	16:28:37.682
7 -	33.284	21.893	55.177	78.81	0.555	16:29:32.859
8 -	33.536	21.930	55.466	78.40	0.844	16:30:28.325
9 -	33.789	22.560	56.349	77.17	1.727	16:31:24.674

P10 830 1000 Daniel HOLT		Aprilia RSV4 1100 - DBH Plastering				
IDEAL LAP TIME : 54.062		BEST LAP TIME : 54.646		DIFFERENCE : 0.584		
LAP	SECTOR 1	SECTOR 2	LAP TIME	MPH	DIFF	TIME OF DAY
1 -		21.803	1:01.678	70.50	7.032	16:24:03.239
2 -	33.565	21.368	54.933 (2)	79.16	0.287	16:24:58.172
3 -	33.129	21.833	54.962 (3)	79.12	0.316	16:25:53.134
4 -	34.200	21.955	56.155	77.43	1.509	16:26:49.289
5 -	33.403	21.859	55.262	78.69	0.616	16:27:44.551
6 -	33.180	22.133	55.313	78.61	0.667	16:28:39.864
7 -	33.622	21.698	55.320	78.60	0.674	16:29:35.184
8 -	33.231	21.767	54.998	79.06	0.352	16:30:30.182
9 -	32.694	21.952	54.646 (1)	79.57		16:31:24.828

P11 20 600 Nathan MILES		Triumph DAYTONA -				
IDEAL LAP TIME : 52.196		BEST LAP TIME : 52.367		DIFFERENCE : 0.171		
LAP	SECTOR 1	SECTOR 2	LAP TIME	MPH	DIFF	TIME OF DAY
1 -		21.647	1:25.747	50.71	33.380	16:24:27.308
2 -	32.507	20.959	53.466	81.33	1.099	16:25:20.774
3 -	32.205	20.743	52.948	82.12	0.581	16:26:13.722
4 -	31.658	20.854	52.512 (3)	82.81	0.145	16:27:06.234
5 -	31.703	21.466	53.169	81.78	0.802	16:27:59.403
6 -	31.864	20.693	52.557	82.74	0.190	16:28:51.960
7 -	31.503	20.864	52.367 (1)	83.04		16:29:44.327
8 -	31.595	20.892	52.487 (2)	82.85	0.120	16:30:36.814
9 -	31.717	20.993	52.710	82.50	0.343	16:31:29.524

P12 24 600 Callum MANLEY		Honda CBR600 RR - Becs sweets, leeway building services				
IDEAL LAP TIME : 51.880		BEST LAP TIME : 51.880		DIFFERENCE : 0.000		
LAP	SECTOR 1	SECTOR 2	LAP TIME	MPH	DIFF	TIME OF DAY
1 -		21.817	1:25.805	50.67	33.925	16:24:27.366
2 -	32.651	21.180	53.831	80.78	1.951	16:25:21.197
3 -	32.006	21.030	53.036	81.99	1.156	16:26:14.233
4 -	32.017	20.774	52.791 (3)	82.37	0.911	16:27:07.024
5 -	31.650	21.542	53.192	81.75	1.312	16:28:00.216
6 -	32.140	20.858	52.998	82.05	1.118	16:28:53.214
7 -	31.389	21.036	52.425 (2)	82.94	0.545	16:29:45.639
8 -	31.930	20.992	52.922	82.17	1.042	16:30:38.561
9 -	31.347	20.533	51.880 (1)	83.82		16:31:30.441

BMCRC - MRO Championships 2023 - Rnd 1 @ Brands Hatch Indy

L&W Contractors BMCRC Rookie 600 & Rookie 1000

RACE 18 - SECTOR ANALYSIS



SECTOR 1 = FL to I1, SECTOR 2 = I1 to FL, DIFF = Difference To Personal Best Lap, P = Crossed Finish Line in Pit Lane, D = Time Disallowed

P13 28 600 Tom WALKER			Honda CBR600RR - TRWRacing GRPone			
IDEAL LAP TIME : 52.924		BEST LAP TIME : 52.924		DIFFERENCE : 0.000		
LAP	SECTOR 1	SECTOR 2	LAP TIME	MPH	DIFF	TIME OF DAY
1 -		21.501	1:26.584	50.22	33.660	16:24:28.145
2 -	32.484	21.255	53.739	80.92	0.815	16:25:21.884
3 -	32.093	20.831	52.924 (1)	82.16		16:26:14.808
4 -	32.395	20.907	53.302 (2)	81.58	0.378	16:27:08.110
5 -	32.112	21.344	53.456 (3)	81.34	0.532	16:28:01.566
6 -	32.868	21.504	54.372	79.97	1.448	16:28:55.938
7 -	32.335	21.858	54.193	80.24	1.269	16:29:50.131
8 -	32.408	21.539	53.947	80.60	1.023	16:30:44.078
9 -	32.389	21.628	54.017	80.50	1.093	16:31:38.095

P14 21 600 Toby FINNIS			Kawasaki ZX636 - NOKA			
IDEAL LAP TIME : 53.149		BEST LAP TIME : 53.361		DIFFERENCE : 0.212		
LAP	SECTOR 1	SECTOR 2	LAP TIME	MPH	DIFF	TIME OF DAY
1 -		21.764	1:27.442	49.73	34.081	16:24:29.003
2 -	32.773	21.866	54.639	79.58	1.278	16:25:23.642
3 -	32.678	21.787	54.465	79.84	1.104	16:26:18.107
4 -	32.116	21.344	53.460 (2)	81.34	0.099	16:27:11.567
5 -	32.328	21.033	53.361 (1)	81.49		16:28:04.928
6 -	32.737	21.368	54.105	80.37	0.744	16:28:59.033
7 -	33.538	21.381	54.919	79.18	1.558	16:29:53.952
8 -	32.384	21.410	53.794 (3)	80.83	0.433	16:30:47.746
9 -	32.923	21.567	54.490	79.80	1.129	16:31:42.236

P15 61 600 Jason GAMBLE			Kawasaki ZX6R -			
IDEAL LAP TIME : 53.440		BEST LAP TIME : 53.676		DIFFERENCE : 0.236		
LAP	SECTOR 1	SECTOR 2	LAP TIME	MPH	DIFF	TIME OF DAY
1 -		21.691	1:27.593	49.64	33.917	16:24:29.154
2 -	32.986	21.579	54.565	79.69	0.889	16:25:23.719
3 -	32.830	21.891	54.721	79.46	1.045	16:26:18.440
4 -	32.546	22.815	55.361	78.54	1.685	16:27:13.801
5 -	32.123	21.553	53.676 (1)	81.01		16:28:07.477
6 -	32.185	21.806	53.991 (3)	80.54	0.315	16:29:01.468
7 -	32.493	21.953	54.446	79.87	0.770	16:29:55.914
8 -	32.762	21.326	54.088	80.39	0.412	16:30:50.002
9 -	32.114	21.701	53.815 (2)	80.80	0.139	16:31:43.817

P16 43 600 Paul NIELD			Honda CBR600RR -			
IDEAL LAP TIME : 53.906		BEST LAP TIME : 53.906		DIFFERENCE : 0.000		
LAP	SECTOR 1	SECTOR 2	LAP TIME	MPH	DIFF	TIME OF DAY
1 -		21.848	1:27.317	49.80	33.411	16:24:28.878
2 -	32.610	21.645	54.255 (2)	80.15	0.349	16:25:23.133
3 -	32.989	21.935	54.924	79.17	1.018	16:26:18.057
4 -	32.702	22.001	54.703	79.49	0.797	16:27:12.760
5 -	32.706	21.809	54.515	79.76	0.609	16:28:07.275
6 -	32.924	21.527	54.451 (3)	79.86	0.545	16:29:01.726
7 -	32.438	22.656	55.094	78.93	1.188	16:29:56.820
8 -	32.396	21.510	53.906 (1)	80.67		16:30:50.726
9 -	32.607	21.919	54.526	79.75	0.620	16:31:45.252

BMCRC - MRO Championships 2023 - Rnd 1 @ Brands Hatch Indy

L&W Contractors BMCRC Rookie 600 & Rookie 1000

RACE 18 - SECTOR ANALYSIS



SECTOR 1 = FL to I1, SECTOR 2 = I1 to FL, DIFF = Difference To Personal Best Lap, P = Crossed Finish Line in Pit Lane, D = Time Disallowed

P17 191 1000		Maurice DAVEY		Suzuki GSXR 1000 - M D racing			
IDEAL LAP TIME : 57.491		BEST LAP TIME : 57.491		DIFFERENCE : 0.000			
LAP	SECTOR 1	SECTOR 2	LAP TIME	MPH	DIFF	TIME OF DAY	
1 -		23.069	1:04.701	67.20	7.210	16:24:06.262	
2 -	35.358	23.374	58.732	74.04	1.241	16:25:04.994	
3 -	35.402	22.894	58.296	74.59	0.805	16:26:03.290	
4 -	35.016	23.107	58.123 (3)	74.81	0.632	16:27:01.413	
5 -	35.514	22.791	58.305	74.58	0.814	16:27:59.718	
6 -	35.519	23.299	58.818	73.93	1.327	16:28:58.536	
7 -	35.300	23.626	58.926	73.79	1.435	16:29:57.462	
8 -	34.827	22.664	57.491 (1)	75.63		16:30:54.953	
9 -	35.085	22.829	57.914 (2)	75.08	0.423	16:31:52.867	

P18 164 1000		Paul BOXALL		Honda FIREBLADE - WG Tyres			
IDEAL LAP TIME : 57.991		BEST LAP TIME : 58.075		DIFFERENCE : 0.084			
LAP	SECTOR 1	SECTOR 2	LAP TIME	MPH	DIFF	TIME OF DAY	
1 -		23.132	1:04.277	67.65	6.202	16:24:05.838	
2 -	34.943	23.196	58.139 (2)	74.79	0.064	16:25:03.977	
3 -	35.248	23.393	58.641	74.15	0.566	16:26:02.618	
4 -	35.349	23.048	58.397 (3)	74.46	0.322	16:27:01.015	
5 -	34.997	23.078	58.075 (1)	74.87		16:27:59.090	
6 -	35.516	23.674	59.190	73.46	1.115	16:28:58.280	
7 -	35.423	23.478	58.901	73.82	0.826	16:29:57.181	
8 -	35.280	23.256	58.536	74.28	0.461	16:30:55.717	
9 -	36.058	23.465	59.523	73.05	1.448	16:31:55.240	

P19 115 600		Brian MAHER		Yamaha R6 -			
IDEAL LAP TIME : 55.545		BEST LAP TIME : 55.545		DIFFERENCE : 0.000			
LAP	SECTOR 1	SECTOR 2	LAP TIME	MPH	DIFF	TIME OF DAY	
1 -		22.362	1:29.848	48.39	34.303	16:24:31.409	
2 -	34.368	22.191	56.559	76.88	1.014	16:25:27.968	
3 -	34.469	21.941	56.410	77.08	0.865	16:26:24.378	
4 -	34.293	22.266	56.559	76.88	1.014	16:27:20.937	
5 -	34.057	22.219	56.276 (3)	77.27	0.731	16:28:17.213	
6 -	34.063	22.182	56.245 (2)	77.31	0.700	16:29:13.458	
7 -	34.635	22.294	56.929	76.38	1.384	16:30:10.387	
8 -	33.784	21.761	55.545 (1)	78.28		16:31:05.932	

P20 62 1000		Dean MILLER		Yamaha R1 - Self-sponsored			
IDEAL LAP TIME : 59.991		BEST LAP TIME : 59.991		DIFFERENCE : 0.000			
LAP	SECTOR 1	SECTOR 2	LAP TIME	MPH	DIFF	TIME OF DAY	
1 -		24.951	1:08.760	63.24	8.769	16:24:10.321	
2 -	36.705	24.524	1:01.229	71.02	1.238	16:25:11.550	
3 -	36.917	25.733	1:02.650	69.41	2.659	16:26:14.200	
4 -	36.254	24.315	1:00.569 (2)	71.79	0.578	16:27:14.769	
5 -	36.726	24.433	1:01.159 (3)	71.10	1.168	16:28:15.928	
6 -	36.953	24.701	1:01.654	70.53	1.663	16:29:17.582	
7 -	35.908	24.083	59.991 (1)	72.48		16:30:17.573	
8 -	36.873	24.794	1:01.667	70.51	1.676	16:31:19.240	

BMCRC - MRO Championships 2023 - Rnd 1 @ Brands Hatch Indy

L&W Contractors BMCRC Rookie 600 & Rookie 1000

RACE 18 - SECTOR ANALYSIS



SECTOR 1 = FL to I1, SECTOR 2 = I1 to FL, DIFF = Difference To Personal Best Lap, P = Crossed Finish Line in Pit Lane, D = Time Disallowed

P21 89 600		Marco STRILLOZZI		Yamaha R6 - KLUAPP.COM			
IDEAL LAP TIME : 56.666		BEST LAP TIME : 57.116		DIFFERENCE : 0.450			
LAP	SECTOR 1	SECTOR 2	LAP TIME	MPH	DIFF	TIME OF DAY	
1 -		23.858	1:33.593	46.46	36.477	16:24:35.154	
2 -	36.205	23.731	59.936	72.55	2.820	16:25:35.090	
3 -	35.663	22.825	58.488	74.35	1.372	16:26:33.578	
4 -	35.975	23.170	59.145	73.52	2.029	16:27:32.723	
5 -	35.684	23.240	58.924	73.80	1.808	16:28:31.647	
6 -	34.609	22.860	57.469 (3)	75.66	0.353	16:29:29.116	
7 -	34.128	23.027	57.155 (2)	76.08	0.039	16:30:26.271	
8 -	34.578	22.538	57.116 (1)	76.13		16:31:23.387	

P22 4 600		Kallum BEDWELL		Yamaha R6 - KB			
IDEAL LAP TIME : 56.630		BEST LAP TIME : 56.816		DIFFERENCE : 0.186			
LAP	SECTOR 1	SECTOR 2	LAP TIME	MPH	DIFF	TIME OF DAY	
1 -		24.067	1:34.141	46.19	37.325	16:24:35.702	
2 -	36.146	23.575	59.721	72.81	2.905	16:25:35.423	
3 -	35.256	22.629	57.885 (3)	75.12	1.069	16:26:33.308	
4 -	35.900	23.428	59.328	73.29	2.512	16:27:32.636	
5 -	35.861	23.233	59.094	73.58	2.278	16:28:31.730	
6 -	34.883	23.065	57.948	75.04	1.132	16:29:29.678	
7 -	34.001	22.815	56.816 (1)	76.53		16:30:26.494	
8 -	34.687	22.773	57.460 (2)	75.68	0.644	16:31:23.954	

P23 90 600		Tom ELLIOTT		Yamaha R6 -			
IDEAL LAP TIME : 57.170		BEST LAP TIME : 57.264		DIFFERENCE : 0.094			
LAP	SECTOR 1	SECTOR 2	LAP TIME	MPH	DIFF	TIME OF DAY	
1 -		23.813	1:33.739	46.39	36.475	16:24:35.300	
2 -	35.939	23.241	59.180	73.48	1.916	16:25:34.480	
3 -	35.351	22.946	58.297	74.59	1.033	16:26:32.777	
4 -	36.238	23.341	59.579	72.98	2.315	16:27:32.356	
5 -	36.638	23.161	59.799	72.72	2.535	16:28:32.155	
6 -	35.097	22.826	57.923 (3)	75.07	0.659	16:29:30.078	
7 -	34.784	22.582	57.366 (2)	75.80	0.102	16:30:27.444	
8 -	34.588	22.676	57.264 (1)	75.93		16:31:24.708	

P24 65 600		Francesco MONTINI		Triumph DAYTONA 675R - Sara Johnson			
IDEAL LAP TIME : 58.462		BEST LAP TIME : 58.866		DIFFERENCE : 0.404			
LAP	SECTOR 1	SECTOR 2	LAP TIME	MPH	DIFF	TIME OF DAY	
1 -		23.661	1:33.376	46.57	34.510	16:24:34.937	
2 -	37.180	23.632	1:00.812	71.50	1.946	16:25:35.749	
3 -	35.528	23.416	58.944 (2)	73.77	0.078	16:26:34.693	
4 -	35.599	23.861	59.460	73.13	0.594	16:27:34.153	
5 -	36.476	23.673	1:00.149	72.29	1.283	16:28:34.302	
6 -	35.334	23.532	58.866 (1)	73.87		16:29:33.168	
7 -	35.597	23.771	59.368 (3)	73.24	0.502	16:30:32.536	
8 -	36.331	23.128	59.459	73.13	0.593	16:31:31.995	

P25 395 600		William NICHOLLS		Yamaha R6 - Will Nicholls Farriery			
IDEAL LAP TIME : 59.011		BEST LAP TIME : 59.590		DIFFERENCE : 0.579			
LAP	SECTOR 1	SECTOR 2	LAP TIME	MPH	DIFF	TIME OF DAY	
1 -		26.061	1:41.872	42.68	42.282	16:24:43.433	
2 -	37.179	24.217	1:01.396	70.82	1.806	16:25:44.829	
3 -	36.900	23.088	59.988	72.49	0.398	16:26:44.817	
4 -	36.269	23.430	59.699 (3)	72.84	0.109	16:27:44.516	
5 -	36.855	23.733	1:00.588	71.77	0.998	16:28:45.104	
6 -	36.291	23.329	59.620 (2)	72.93	0.030	16:29:44.724	
7 -	35.923	23.667	59.590 (1)	72.97		16:30:44.314	
8 -	36.542	23.809	1:00.351	72.05	0.761	16:31:44.665	

BMCRC - MRO Championships 2023 - Rnd 1 @ Brands Hatch Indy

L&W Contractors BMCRC Rookie 600 & Rookie 1000

RACE 18 - SECTOR ANALYSIS



SECTOR 1 = FL to I1, SECTOR 2 = I1 to FL, DIFF = Difference To Personal Best Lap, P = Crossed Finish Line in Pit Lane, D = Time Disallowed

P26		139 600		Michael HUDSON		Yamaha R6 - Atlas Bulk Carriers Ltd	
IDEAL LAP TIME : 1:01.520		BEST LAP TIME : 1:01.520		DIFFERENCE : 0.000			
LAP	SECTOR 1	SECTOR 2	LAP TIME	MPH	DIFF	TIME OF DAY	
1 -		26.712	1:42.678	42.35	41.158	16:24:44.239	
2 -	40.816	25.805	1:06.621	65.27	5.101	16:25:50.860	
3 -	38.955	25.292	1:04.247	67.68	2.727	16:26:55.107	
4 -	39.692	24.698	1:04.390	67.53	2.870	16:27:59.497	
5 -	38.947	24.369	1:03.316 (2)	68.68	1.796	16:29:02.813	
6 -	37.236	24.284	1:01.520 (1)	70.68		16:30:04.333	
7 -	38.178	25.410	1:03.588 (3)	68.38	2.068	16:31:07.921	

P27		150 600		Stuart MELHIUSH		Triumph 675 -	
IDEAL LAP TIME : 1:04.504		BEST LAP TIME : 1:04.527		DIFFERENCE : 0.023			
LAP	SECTOR 1	SECTOR 2	LAP TIME	MPH	DIFF	TIME OF DAY	
1 -		26.842	1:42.444	42.44	37.917	16:24:44.005	
2 -	40.624	26.582	1:07.206	64.70	2.679	16:25:51.211	
3 -	40.340	25.708	1:06.048	65.84	1.521	16:26:57.259	
4 -	40.266	24.983	1:05.249 (2)	66.64	0.722	16:28:02.508	
5 -	40.070	25.722	1:05.792 (3)	66.09	1.265	16:29:08.300	
6 -	39.521	25.006	1:04.527 (1)	67.39		16:30:12.827	
7 -	40.204	26.043	1:06.247	65.64	1.720	16:31:19.074	

BMCRC - MRO Championships 2023 - Rnd 1 @ Brands Hatch Indy

L&W Contractors BMCRC Rookie 600 & Rookie 1000

RACE 18 - BEST SECTORS

SECTOR 1			SECTOR 2			IDEAL / BEST COMPARISON						
POS	NO	NAME	TIME	NO	NAME	TIME	POS	NO	NAME	IDEAL	BEST	DIFF
									PERFECT LAP	50.950		
1	87	THOMPSON	30.636	100	CRANSTONE	20.314	1	87	THOMPSON	50.955	51.109	0.154
2	100	CRANSTONE	31.330	87	THOMPSON	20.319	2	100	CRANSTONE	51.644	51.750	0.106
3	24	MANLEY	31.347	24	MANLEY	20.533	3	24	MANLEY	51.880	51.880	0.000
4	33	BLACKFORD	31.492	187	DERMOTT	20.655	4	20	MILES	52.196	52.367	0.171
5	20	MILES	31.503	81	HARTLE	20.660	5	33	BLACKFORD	52.206	52.216	0.010
6	187	DERMOTT	31.554	20	MILES	20.693	6	187	DERMOTT	52.209	52.242	0.033
7	23	PAES	31.606	33	BLACKFORD	20.714	7	81	HARTLE	52.454	52.454	0.000
8	81	HARTLE	31.794	28	WALKER	20.831	8	23	PAES	52.518	54.024	1.506
9	149	WILKINS	31.878	23	PAES	20.912	9	28	WALKER	52.924	52.924	0.000
10	28	WALKER	32.093	21	FINNIS	21.033	10	149	WILKINS	53.108	53.266	0.158
11	61	GAMBLE	32.114	36	MORGAN	21.109	11	21	FINNIS	53.149	53.361	0.212
12	21	FINNIS	32.116	149	WILKINS	21.230	12	61	GAMBLE	53.440	53.676	0.236
13	36	MORGAN	32.363	61	GAMBLE	21.326	13	36	MORGAN	53.472	53.720	0.248
14	43	NIELD	32.396	830	HOLT	21.368	14	43	NIELD	53.906	53.906	0.000
15	123	VINCER	32.590	43	NIELD	21.510	15	830	HOLT	54.062	54.646	0.584
16	830	HOLT	32.694	123	VINCER	21.591	16	123	VINCER	54.181	54.622	0.441
17	115	MAHER	33.784	115	MAHER	21.761	17	115	MAHER	55.545	55.545	0.000
18	4	BEDWELL	34.001	89	STRILLOZZI	22.538	18	4	BEDWELL	56.630	56.816	0.186
19	89	STRILLOZZI	34.128	90	ELLIOTT	22.582	19	89	STRILLOZZI	56.666	57.116	0.450
20	90	ELLIOTT	34.588	4	BEDWELL	22.629	20	90	ELLIOTT	57.170	57.264	0.094
21	191	DAVEY	34.827	191	DAVEY	22.664	21	191	DAVEY	57.491	57.491	0.000
22	164	BOXALL	34.943	164	BOXALL	23.048	22	164	BOXALL	57.991	58.075	0.084
23	65	MONTINI	35.334	395	NICHOLLS	23.088	23	65	MONTINI	58.462	58.866	0.404
24	62	MILLER	35.908	65	MONTINI	23.128	24	395	NICHOLLS	59.011	59.590	0.579
25	395	NICHOLLS	35.923	62	MILLER	24.083	25	62	MILLER	59.991	59.991	0.000
26	139	HUDSON	37.236	139	HUDSON	24.284	26	139	HUDSON	1:01.520	1:01.520	0.000
27	150	MELHIUSH	39.521	150	MELHIUSH	24.983	27	150	MELHIUSH	1:04.504	1:04.527	0.023

BMCRC - MRO Championships 2023 - Rnd 1 @ Brands Hatch Indy

L&W Contractors BMCRC Rookie 600 & Rookie 1000

RACE 18 - STATISTICS

Competitors Started	27
Planned Start	2023-03-11 @ 16:40:00.000
Actual Start	2023-03-11 @ 16:23:01.560
Finish Time	2023-03-11 @ 16:30:58.623
Track Length	1.2079mi.
Total Laps	232
Total Distance Covered	280.2433mi.

Session Fastest Lap History

NO	CL	NAME	LAP TIME	TIME OF DAY	LAP	VEHICLE
87	1000	Karl THOMPSON	53.596	16:24:52.911	2	Yamaha R1
100	1000	Sam CRANSTONE	53.495	16:24:53.077	2	Bmw S1000RR
20	600	Nathan MILES	53.466	16:25:20.796	2	Triumph DAYTONA
100	1000	Sam CRANSTONE	52.784	16:25:45.861	3	Bmw S1000RR
100	1000	Sam CRANSTONE	52.215	16:26:38.075	4	Bmw S1000RR
87	1000	Karl THOMPSON	51.975	16:26:38.453	4	Yamaha R1
100	1000	Sam CRANSTONE	51.886	16:28:23.496	6	Bmw S1000RR
87	1000	Karl THOMPSON	51.577	16:28:23.685	6	Yamaha R1
87	1000	Karl THOMPSON	51.109	16:29:14.793	7	Yamaha R1

Session Leader History

NO	CL	NAME	FROM LAP	LAPS LED	DISTANCE	VEHICLE
87	1000	Karl THOMPSON	1	2	2.41 miles	Yamaha R1
100	1000	Sam CRANSTONE	3	4	4.83 miles	Bmw S1000RR
87	1000	Karl THOMPSON	7	3	3.62 miles	Yamaha R1

Flag History

TYPE	TIME OF DAY
GREEN	16:23:01.560
FINISH	16:30:58.623

Flag Statistics

TYPE	COUNT	TOTAL LAPS	TOTAL TIME
Green	1	9	8:59.873
Red	0	0	0.000
Safety Car	0	0	0.000
FCY	0	0	0.000

BMCRC - MRO Championships 2023 - Rnd 1 @ Brands Hatch Indy

L&W Contractors BMCRC Rookie 600 & Rookie 1000

RACE 18 - STATISTICS

CLASS : 1000

13 Starters

Fastest Lap History

NO	NAME	LAP TIME	TIME OF DAY	LAP	VEHICLE
87	Karl THOMPSON	53.596	16:24:52.911	2	Yamaha R1
100	Sam CRANSTONE	53.495	16:24:53.077	2	Bmw S1000RR
100	Sam CRANSTONE	52.784	16:25:45.861	3	Bmw S1000RR
100	Sam CRANSTONE	52.215	16:26:38.075	4	Bmw S1000RR
87	Karl THOMPSON	51.975	16:26:38.453	4	Yamaha R1
100	Sam CRANSTONE	51.886	16:28:23.496	6	Bmw S1000RR
87	Karl THOMPSON	51.577	16:28:23.685	6	Yamaha R1
87	Karl THOMPSON	51.109	16:29:14.793	7	Yamaha R1

Leader History

NO	NAME	FROM LAP	LAPS LED	DISTANCE	VEHICLE
87	Karl THOMPSON	1	2	2.41 miles	Yamaha R1
100	Sam CRANSTONE	3	4	4.83 miles	Bmw S1000RR
87	Karl THOMPSON	7	3	3.62 miles	Yamaha R1

BMCRC - MRO Championships 2023 - Rnd 1 @ Brands Hatch Indy

L&W Contractors BMCRC Rookie 600 & Rookie 1000

RACE 18 - STATISTICS

CLASS : 600

14 Starters

Fastest Lap History

NO	NAME	LAP TIME	TIME OF DAY	LAP	VEHICLE
20	Nathan MILES	53.466	16:25:20.796	2	Triumph DAYTONA
20	Nathan MILES	52.948	16:26:13.739	3	Triumph DAYTONA
28	Tom WALKER	52.924	16:26:14.831	3	Honda CBR600RR
20	Nathan MILES	52.512	16:27:06.249	4	Triumph DAYTONA
20	Nathan MILES	52.367	16:29:44.346	7	Triumph DAYTONA
24	Callum MANLEY	51.880	16:31:30.449	9	Honda CBR600 RR

Leader History

NO	NAME	FROM LAP	LAPS LED	DISTANCE	VEHICLE
20	Nathan MILES	1	9	10.87 miles	Triumph DAYTONA

BMCRC - MRO Championships 2023 - Rnd 1 @ Brands Hatch Indy

L&W Contractors BMCRC Rookie 600 & Rookie 1000

RACE 8 - GRID (11 Laps)



CONTRACTORS LTD

ROW 11	33		32	150	Stuart MELHIUSH	31	139	Michael HUDSON	
				1:04.527				1:01.520	
ROW 10	30	395	William NICHOLLS	29	65	Francesco MONTINI	28	90	Tom ELLIOTT
		59.590		58.866		57.264			
ROW 9	27	89	Marco STRILLOZZI	26	4	Kallum BEDWELL	25	115	Brian MAHER
		57.116		56.816		55.545			
ROW 8	24	43	Paul NIELD	23	61	Jason GAMBLE	22	21	Toby FINNIS
		53.906		53.676		53.361			
ROW 7	21	28	Tom WALKER	20	20	Nathan MILES	19	24	Callum MANLEY
		52.924		52.367		51.880			
ROW 6	18			17			16		
ROW 5	15			14			13	62	Dean MILLER
								59.991	
ROW 4	12	164	Paul BOXALL	11	191	Maurice DAVEY	10	830	Daniel HOLT
		58.075		57.491		54.646			
ROW 3	9	123	James VINCER	8	23	Jason PAES	7	36	Alan MORGAN
		54.622		54.024		53.720			
ROW 2	6	149	David WILKINS	5	81	Dan HARTLE	4	187	Scott DERMOTT
		53.266		52.454		52.242			
ROW 1	3	33	Luke BLACKFORD	2	100	Sam CRANSTONE	1	87	Karl THOMPSON
		52.216		51.750		51.109			
								Pole	

Brands Hatch Indy: 1.2079 miles

These results are provisional until the conclusion of any judicial and technical matters.

Clerk Of Course :	Stewards :	Timekeeper : <i>Craig Smith</i>
-------------------	------------	------------------------------------

Results can be found at www.tsl-timing.com

Printed - 16:38 Saturday, 11 March 2023



BMCRC - MRO Championships 2023 - Rnd 1 @ Brands Hatch Indy

L&W Contractors BMCRC Rookie 600 & Rookie 1000

RACE 8 - CLASSIFICATION



CONTRACTORS LTD

POS	NO	CL	PIC NAME	ENTRY	LAPS	TIME	GAP	DIFF	MPH	BEST	ON
1	87	1000	1 Karl THOMPSON	Yamaha R1 - #Teamrace	9	7:59.635			81.59	50.610	9
2	100	1000	2 Sam CRANSTONE	Bmw S1000RR -	9	8:02.093	2.458	2.458	81.18	52.143	9
3	149	1000	3 David WILKINS	Yamaha R1 - TwoClicksOut Racing	9	8:09.065	9.430	6.972	80.02	53.071	6
4	33*	1000	4 Luke BLACKFORD	Ducati 1299 - D5 graphics	9	8:10.457	10.822	1.392	79.79	51.569	9
5	36	1000	5 Alan MORGAN	Suzuki GSXR 1000 - Little Duck Racing	9	8:14.214	14.579	3.757	79.19	53.436	3
6	23	1000	6 Jason PAES	Aprilia RSV4 - J&R Electrical Ltd	9	8:14.822	15.187	0.608	79.09	53.595	4
7	24	600	1 Callum MANLEY	Honda CBR600 RR - Becs sweets, leeway building	9	8:22.859	23.224	8.037	77.82	52.287	5
8	123	1000	7 James VINCER	Yamaha YZFRT1 - A W RACING LTD	9	8:23.433	23.798	0.574	77.74	54.735	4
9	830	1000	8 Daniel HOLT	Aprilia RSV4 1100 - DBH Plastering	9	8:25.146	25.511	1.713	77.47	54.752	5
10	20	600	2 Nathan MILES	Triumph DAYTONA -	9	8:28.621	28.986	3.475	76.94	53.077	8
11	21	600	3 Toby FINNIS	Kawasaki ZX636 - NOKA	9	8:28.792	29.157	0.171	76.92	52.899	3
12	61	600	4 Jason GAMBLE	Kawasaki ZX6R -	9	8:29.470	29.835	0.678	76.81	52.880	2
13	28	600	5 Tom WALKER	Honda CBR600RR - TRWRacing GRPone	8	7:44.532	1 Lap	1 Lap	74.88	53.968	3
14	115	600	6 Brian MAHER	Yamaha R6 -	8	7:46.471	1 Lap	1.939	74.57	54.291	7
15	164	1000	9 Paul BOXALL	Honda FIREBLADE - WG Tyres	8	7:55.083	1 Lap	8.612	73.22	57.022	7
16	191	1000	10 Maurice DAVEY	Suzuki GSXR 1000 - M D racing	8	7:57.798	1 Lap	2.715	72.81	58.224	8
17	89	600	7 Marco STRILLOZZI	Yamaha R6 - KLUAPP.COM	8	8:09.893	1 Lap	12.095	71.01	55.922	8
18	4	600	8 Kallum BEDWELL	Yamaha R6 - KB	8	8:11.423	1 Lap	1.530	70.79	56.315	8
19	90	600	9 Tom ELLIOTT	Yamaha R6 -	8	8:14.721	1 Lap	3.298	70.32	57.223	7
20	395	600	10 William NICHOLLS	Yamaha R6 - Will Nicholls Farriery	7	7:35.786	2 Laps	1 Lap	66.78	58.857	3
21	150	600	11 Stuart MELHIUSH	Triumph 675 -	7	7:47.698	2 Laps	11.912	65.08	1:01.587	7

NOT CLASSIFIED

DNF	81	1000	Dan HARTLE	Yamaha R1 2CR - #Teamrace	9	8:00.707	1.072	0.000	81.41	50.694	9
DNF	62	1000	Dean MILLER	Yamaha R1 - Self-sponsored	8	7:59.897	1 Lap	1 Lap	72.49	58.026	7
DNF	139	600	Michael HUDSON	Yamaha R6 - Atlas Bulk Carriers Ltd	7	7:50.212	2 Laps	1 Lap	64.73	1:00.555	7
DNF	65	600	Francesco MONTINI	Triumph DAYTONA 675R - Sara Johnson	4	4:25.026	5 Laps	3 Laps	65.63	58.542	2
DNF	187	1000	Scott DERMOTT	Yamaha R1 - TwoClicksOut Racing	3	2:46.408	6 Laps	1 Lap	78.39	53.305	3
DNF	43	600	Paul NIELD	Honda CBR600RR -	0						

FASTEST LAP

87	1000	Karl THOMPSON	Yamaha R1 - #Teamrace	9	50.610	85.92 mph	138.28 kph
24	600	Callum MANLEY	Honda CBR600 RR - Becs sweets, leeway building	5	52.287	83.16 mph	133.84 kph

* No. 33 - 10 second penalty - yellow flag infringement

Race stopped

Class 1000 - 92.5% of Race Speed = 75.47 mph

Class 600 - 92.5% of Race Speed = 71.98 mph

Red Flag (end of session): 12:22

Weather / Track : Cloudy / Dry

These results are provisional until the conclusion of any judicial and technical matters.

Race Distance: 9 Laps / 10.87 miles

Brands Hatch Indy: 1.2079 miles

Date: 12/03/2023 Start: 12:14 Finish: 12:22

Clerk Of Course :

Stewards :

Timekeeper :

Craig Smith

Results can be found at www.tsl-timing.com

Printed - 12:28 Sunday, 12 March 2023



BMCRC - MRO Championships 2023 - Rnd 1 @ Brands Hatch Indy

L&W Contractors BMCRC Rookie 600 & Rookie 1000

RACE 8 - LAP CHART

LAP 1 @ 12:15:00.312

NO	BEHIND	LAP TIME
100		58.456
187	0.166	58.622
149	0.448	58.904
81	0.532	58.988
36	1.585	1:00.041
87	1.722	1:00.178
123	1.920	1:00.376
33	2.024	1:00.480
23	2.483	1:00.939
830	6.073	1:04.529
191	6.148	1:04.604
164	6.765	1:05.221
62	9.291	1:07.747
24	21.021	1:19.477
20	21.446	1:19.902
21	22.623	1:21.079
61	22.758	1:21.214
28	24.036	1:22.492
115	24.188	1:22.644
89	27.972	1:26.428
65	28.613	1:27.069
90	28.989	1:27.445
4	29.326	1:27.782
150	34.587	1:33.043
395	35.006	1:33.462
139	35.250	1:33.706

LAP 2 @ 12:15:54.705

NO	BEHIND	LAP TIME
100		54.393
187	0.254	54.481
149	0.546	54.491
81	0.809	54.670
87	0.885	53.556
33	1.007	53.376
36	1.609	54.417
123	2.864	55.337
23	3.138	55.048
830	7.613	55.933
191	10.931	59.176
164	11.057	58.685
62	14.550	59.652
24	20.115	53.487
20	20.998	53.945
61	21.245	52.880
21	21.988	53.758
28	23.955	54.312
115	25.030	55.235
65	32.762	58.542
90	32.977	58.381
4	33.253	58.320
89	33.641	1:00.062
395	43.704	1:03.091
150	44.277	1:04.083
139	44.742	1:03.885

LAP 3 @ 12:16:47.992

NO	BEHIND	LAP TIME
100		53.287
187	0.272	53.305
149	0.583	53.324
33	0.623	52.903

87	0.801	53.203
81	0.970	53.448
36	1.758	53.436
23	3.671	53.820
123	4.481	54.904
830	9.147	54.821
191	18.099	1:00.455
164	18.347	1:00.577
24	19.638	52.810
20	20.880	53.169
61	21.371	53.413
62	21.476	1:00.213
21	21.600	52.899
28	24.636	53.968
115	26.157	54.414
4	38.172	58.206
90	38.976	59.286
65	39.475	1:00.000
89	39.842	59.488
395	49.274	58.857

LAP 4 @ 12:17:40.932

NO	BEHIND	LAP TIME
100		52.940
150	1 Lap	1:02.270
149	0.803	53.160
87	1.010	53.149
33	1.082	53.399
81	1.109	53.079
139	1 Lap	1:03.120
36	2.509	53.691
23	4.326	53.595
123	6.276	54.735
830	11.294	55.087
24	19.834	53.136
20	21.837	53.897
61	23.006	54.575
21	23.149	54.489
191	23.738	58.579
164	24.644	59.237
28	27.103	55.407
62	28.088	59.552
115	28.190	54.973
4	42.819	57.587
90	43.896	57.860
89	44.469	57.567
65	45.950	59.415

LAP 5 @ 12:18:33.910

NO	BEHIND	LAP TIME
100		52.978
87	0.173	52.141
33	0.387	52.283
81	1.337	53.206
149	1.369	53.544
395	1 Lap	59.666
36	3.843	54.312
23	5.154	53.806
123	8.899	55.601
150	1 Lap	1:01.801
139	1 Lap	1:02.240
830	13.068	54.752
24	19.143	52.287
20	22.299	53.440
61	23.270	53.242

21	23.358	53.187
28	29.066	54.941
191	29.436	58.676
115	29.789	54.577
164	30.280	58.614
62	33.303	58.193
4	47.950	58.109
90	48.637	57.719
89	48.838	57.347

LAP 6 @ 12:19:26.436

NO	BEHIND	LAP TIME
100		52.526
87	0.160	52.513
33	0.321	52.460
81	0.403	51.592
149	1.914	53.071
36	5.474	54.157
23	6.413	53.785
395	1 Lap	1:00.017
123	11.647	55.274
830	15.831	55.289
24	19.248	52.631
150	1 Lap	1:02.901
139	1 Lap	1:04.202
20	23.488	53.715
61	24.192	53.448
21	24.486	53.654
28	31.264	54.724
115	32.805	55.542
191	35.686	58.776
164	35.953	58.199
62	39.016	58.239

LAP 7 @ 12:20:18.912

NO	BEHIND	LAP TIME
33		52.155
100	0.549	53.025
4	1 Lap	57.625
87	0.707	53.023
89	1 Lap	56.895
81	0.932	53.005
90	1 Lap	57.917
149	2.555	53.117
36	7.658	54.660
23	8.204	54.267
123	15.038	55.867
830	18.454	55.099
395	1 Lap	1:00.621
24	19.641	52.869
20	25.360	54.348
21	25.477	53.467
61	25.871	54.155
150	1 Lap	1:02.013
139	1 Lap	1:02.504
28	33.310	54.522
115	34.620	54.291
164	40.499	57.022
191	42.518	59.308
62	44.566	58.026

LAP 8 @ 12:21:10.744

NO	BEHIND	LAP TIME
33		51.832

87	0.137	51.262
100	1.062	52.345
81	1.125	52.025
89	1 Lap	56.184
149	5.395	54.672
4	1 Lap	57.479
90	1 Lap	57.223
36	10.612	54.786
23	10.645	54.273
123	18.324	55.118
24	20.715	52.906
830	21.394	54.772
20	26.605	53.077
21	26.780	53.135
395	1 Lap	1:00.072
61	27.344	53.305
28	35.644	54.166
115	37.583	54.795
150	1 Lap	1:01.587
139	1 Lap	1:00.555
164	46.195	57.528
191	48.910	58.224

LAP 9 @ 12:22:01.491

NO	BEHIND	LAP TIME
87		50.610
62	1 Lap	58.275
33	0.822	51.569
81	1.072	50.694
100	2.458	52.143
149	9.430	54.782
89	1 Lap	55.922
4	1 Lap	56.315
36	14.579	54.714
90	1 Lap	58.890
23	15.187	55.289
24	23.224	53.256
123	23.798	56.221
830	25.511	54.864
20	28.986	53.128
21	29.157	53.124
61	29.835	53.238

BMCRC - MRO Championships 2023 - Rnd 1 @ Brands Hatch Indy

L&W Contractors BMCRC Rookie 600 & Rookie 1000

RACE 8 - POSITION CHART

No	Name	Lap										
		Pos	1	2	3	4	5	6	7	8	9	
87	THOMPSON	1	100	100	100	100	100	100	33	33	87	
100	CRANSTONE	2	187	187	187	149	87	87	100	87	33	
33	BLACKFORD	3	149	149	149	87	33	33	87	100	81	
187	DERMOTT	4	81	81	33	33	81	81	81	81	100	
81	HARTLE	5	36	87	87	81	149	149	149	149	149	
149	WILKINS	6	87	33	81	36	36	36	36	36	36	
36	MORGAN	7	123	36	36	23	23	23	23	23	23	
23	PAES	8	33	123	23	123	123	123	123	123	24	
123	VINCER	9	23	23	123	830	830	830	830	24	123	
830	HOLT	10	830	830	830	24	24	24	24	830	830	
191	DAVEY	11	191	191	191	20	20	20	20	20	20	
164	BOXALL	12	164	164	164	61	61	61	21	21	21	
62	MILLER	13	62	62	24	21	21	21	61	61	61	
24	MANLEY	14	24	24	20	191	28	28	28	28		
20	MILES	15	20	20	61	164	191	115	115	115		
28	WALKER	16	21	61	62	28	115	191	164	164		
21	FINNIS	17	61	21	21	62	164	164	191	191		
61	GAMBLE	18	28	28	28	115	62	62	62	62		
43	NIELD	19	115	115	115	4	4	4	89	89		
115	MAHER	20	89	65	4	90	90	89	4	4		
4	BEDWELL	21	65	90	90	89	89	90	90	90		
89	STRILLOZZI	22	90	4	65	65	395	395	395			
90	ELLIOTT	23	4	89	89	395	150	150	150			
65	MONTINI	24	150	395	395	150	139	139	139			
395	NICHOLLS	25	395	150	150	139						
139	HUDSON	26	139	139	139							
150	MELHIUSH	27										

BMCRC - MRO Championships 2023 - Rnd 1 @ Brands Hatch Indy

L&W Contractors BMCRC Rookie 600 & Rookie 1000

RACE 8 - SECTOR ANALYSIS



SECTOR 1 = FL to I1, SECTOR 2 = I1 to FL, DIFF = Difference To Personal Best Lap, P = Crossed Finish Line in Pit Lane, D = Time Disallowed

P1 87 1000 Karl THOMPSON			Yamaha R1 - #Teamrace			
IDEAL LAP TIME : 50.610		BEST LAP TIME : 50.610		DIFFERENCE : 0.000		
LAP	SECTOR 1	SECTOR 2	LAP TIME	MPH	DIFF	TIME OF DAY
1 -		21.366	1:00.178	72.26	9.568	12:15:02.034
2 -	32.612	20.944	53.556	81.19	2.946	12:15:55.590
3 -	32.344	20.859	53.203	81.73	2.593	12:16:48.793
4 -	32.345	20.804	53.149	81.81	2.539	12:17:41.942
5 -	31.609	20.532	52.141 (3)	83.40	1.531	12:18:34.083
6 -	31.705	20.808	52.513	82.81	1.903	12:19:26.596
7 -	32.205	20.818	53.023	82.01	2.413	12:20:19.619
8 -	30.813	20.449	51.262 (2)	84.83	0.652	12:21:10.881
9 -	30.667	19.943	50.610 (1)	85.92		12:22:01.491

P2 100 1000 Sam CRANSTONE			Bmw S1000RR -			
IDEAL LAP TIME : 52.143		BEST LAP TIME : 52.143		DIFFERENCE : 0.000		
LAP	SECTOR 1	SECTOR 2	LAP TIME	MPH	DIFF	TIME OF DAY
1 -		21.366	58.456	74.39	6.313	12:15:00.312
2 -	33.452	20.941	54.393	79.94	2.250	12:15:54.705
3 -	32.489	20.798	53.287	81.60	1.144	12:16:47.992
4 -	32.012	20.928	52.940	82.14	0.797	12:17:40.932
5 -	32.107	20.871	52.978	82.08	0.835	12:18:33.910
6 -	31.728	20.798	52.526 (3)	82.78	0.383	12:19:26.436
7 -	32.214	20.811	53.025	82.01	0.882	12:20:19.461
8 -	31.707	20.638	52.345 (2)	83.07	0.202	12:21:11.806
9 -	31.647	20.496	52.143 (1)	83.39		12:22:03.949

P3 149 1000 David WILKINS			Yamaha R1 - TwoClicksOut Racing			
IDEAL LAP TIME : 52.969		BEST LAP TIME : 53.071		DIFFERENCE : 0.102		
LAP	SECTOR 1	SECTOR 2	LAP TIME	MPH	DIFF	TIME OF DAY
1 -		21.467	58.904	73.82	5.833	12:15:00.760
2 -	33.466	21.025	54.491	79.80	1.420	12:15:55.251
3 -	32.259	21.065	53.324	81.55	0.253	12:16:48.575
4 -	32.106	21.054	53.160 (3)	81.80	0.089	12:17:41.735
5 -	32.511	21.033	53.544	81.21	0.473	12:18:35.279
6 -	32.034	21.037	53.071 (1)	81.93		12:19:28.350
7 -	31.944	21.173	53.117 (2)	81.86	0.046	12:20:21.467
8 -	33.364	21.308	54.672	79.53	1.601	12:21:16.139
9 -	33.027	21.755	54.782	79.38	1.711	12:22:10.921

P4 33 1000 Luke BLACKFORD			Ducati 1299 - D5 graphics			
IDEAL LAP TIME : 51.569		BEST LAP TIME : 51.569		DIFFERENCE : 0.000		
LAP	SECTOR 1	SECTOR 2	LAP TIME	MPH	DIFF	TIME OF DAY
1 -		21.299	1:00.480	71.90	8.911	12:15:02.336
2 -	32.638	20.738	53.376	81.47	1.807	12:15:55.712
3 -	32.043	20.860	52.903	82.19	1.334	12:16:48.615
4 -	32.217	21.182	53.399	81.43	1.830	12:17:42.014
5 -	31.818	20.465	52.283	83.17	0.714	12:18:34.297
6 -	31.819	20.641	52.460	82.89	0.891	12:19:26.757
7 -	31.400	20.755	52.155 (3)	83.37	0.586	12:20:18.912
8 -	31.388	20.444	51.832 (2)	83.89	0.263	12:21:10.744
9 -	31.305	20.264	51.569 (1)	84.32		12:22:02.313

BMCRC - MRO Championships 2023 - Rnd 1 @ Brands Hatch Indy

L&W Contractors BMCRC Rookie 600 & Rookie 1000

RACE 8 - SECTOR ANALYSIS



SECTOR 1 = FL to I1, SECTOR 2 = I1 to FL, DIFF = Difference To Personal Best Lap, P = Crossed Finish Line in Pit Lane, D = Time Disallowed

P5 36 1000 Alan MORGAN		Suzuki GSXR 1000 - Little Duck Racing				
IDEAL LAP TIME : 53.371		BEST LAP TIME : 53.436		DIFFERENCE : 0.065		
LAP	SECTOR 1	SECTOR 2	LAP TIME	MPH	DIFF	TIME OF DAY
1 -		21.370	1:00.041	72.42	6.605	12:15:01.897
2 -	33.466	20.951	54.417	79.91	0.981	12:15:56.314
3 -	32.420	21.016	53.436 (1)	81.37		12:16:49.750
4 -	32.550	21.141	53.691 (2)	80.99	0.255	12:17:43.441
5 -	33.034	21.278	54.312	80.06	0.876	12:18:37.753
6 -	32.753	21.404	54.157 (3)	80.29	0.721	12:19:31.910
7 -	33.391	21.269	54.660	79.55	1.224	12:20:26.570
8 -	32.999	21.787	54.786	79.37	1.350	12:21:21.356
9 -	32.641	22.073	54.714	79.47	1.278	12:22:16.070

P6 23 1000 Jason PAES		Aprilia RSV4 - J&R Electrical Ltd				
IDEAL LAP TIME : 53.280		BEST LAP TIME : 53.595		DIFFERENCE : 0.315		
LAP	SECTOR 1	SECTOR 2	LAP TIME	MPH	DIFF	TIME OF DAY
1 -		21.283	1:00.939	71.35	7.344	12:15:02.795
2 -	33.361	21.687	55.048	78.99	1.453	12:15:57.843
3 -	32.875	20.945	53.820	80.79	0.225	12:16:51.663
4 -	32.406	21.189	53.595 (1)	81.13		12:17:45.258
5 -	32.932	20.874	53.806 (3)	80.82	0.211	12:18:39.064
6 -	32.660	21.125	53.785 (2)	80.85	0.190	12:19:32.849
7 -	32.859	21.408	54.267	80.13	0.672	12:20:27.116
8 -	32.737	21.536	54.273	80.12	0.678	12:21:21.389
9 -	32.910	22.379	55.289	78.65	1.694	12:22:16.678

P7 24 600 Callum MANLEY		Honda CBR600 RR - Bees sweets, leeway building services				
IDEAL LAP TIME : 52.287		BEST LAP TIME : 52.287		DIFFERENCE : 0.000		
LAP	SECTOR 1	SECTOR 2	LAP TIME	MPH	DIFF	TIME OF DAY
1 -		21.213	1:19.477	54.71	27.190	12:15:21.333
2 -	32.490	20.997	53.487	81.30	1.200	12:16:14.820
3 -	31.806	21.004	52.810 (3)	82.34	0.523	12:17:07.630
4 -	32.173	20.963	53.136	81.83	0.849	12:18:00.766
5 -	31.552	20.735	52.287 (1)	83.16		12:18:53.053
6 -	31.582	21.049	52.631 (2)	82.62	0.344	12:19:45.684
7 -	32.014	20.855	52.869	82.25	0.582	12:20:38.553
8 -	31.832	21.074	52.906	82.19	0.619	12:21:31.459
9 -	31.834	21.422	53.256	81.65	0.969	12:22:24.715

P8 123 1000 James VINCER		Yamaha YZFR1 - A W RACING LTD				
IDEAL LAP TIME : 54.735		BEST LAP TIME : 54.735		DIFFERENCE : 0.000		
LAP	SECTOR 1	SECTOR 2	LAP TIME	MPH	DIFF	TIME OF DAY
1 -		21.851	1:00.376	72.02	5.641	12:15:02.232
2 -	33.709	21.628	55.337	78.58	0.602	12:15:57.569
3 -	33.271	21.633	54.904 (2)	79.20	0.169	12:16:52.473
4 -	33.221	21.514	54.735 (1)	79.44		12:17:47.208
5 -	33.461	22.140	55.601	78.21	0.866	12:18:42.809
6 -	33.646	21.628	55.274	78.67	0.539	12:19:38.083
7 -	34.042	21.825	55.867	77.83	1.132	12:20:33.950
8 -	33.434	21.684	55.118 (3)	78.89	0.383	12:21:29.068
9 -	33.991	22.230	56.221	77.34	1.486	12:22:25.289

BMCRC - MRO Championships 2023 - Rnd 1 @ Brands Hatch Indy

L&W Contractors BMCRC Rookie 600 & Rookie 1000

RACE 8 - SECTOR ANALYSIS



SECTOR 1 = FL to I1, SECTOR 2 = I1 to FL, DIFF = Difference To Personal Best Lap, P = Crossed Finish Line in Pit Lane, D = Time Disallowed

P9 830 1000 Daniel HOLT		Aprilia RSV4 1100 - DBH Plastering				
IDEAL LAP TIME : 54.412		BEST LAP TIME : 54.752		DIFFERENCE : 0.340		
LAP	SECTOR 1	SECTOR 2	LAP TIME	MPH	DIFF	TIME OF DAY
1 -		22.685	1:04.529	67.38	9.777	12:15:06.385
2 -	33.860	22.073	55.933	77.74	1.181	12:16:02.318
3 -	33.126	21.695	54.821 (3)	79.32	0.069	12:16:57.139
4 -	33.617	21.470	55.087	78.94	0.335	12:17:52.226
5 -	33.165	21.587	54.752 (1)	79.42		12:18:46.978
6 -	33.848	21.441	55.289	78.65	0.537	12:19:42.267
7 -	33.043	22.056	55.099	78.92	0.347	12:20:37.366
8 -	32.999	21.773	54.772 (2)	79.39	0.020	12:21:32.138
9 -	33.451	21.413	54.864	79.26	0.112	12:22:27.002

P10 20 600 Nathan MILES		Triumph DAYTONA -				
IDEAL LAP TIME : 53.077		BEST LAP TIME : 53.077		DIFFERENCE : 0.000		
LAP	SECTOR 1	SECTOR 2	LAP TIME	MPH	DIFF	TIME OF DAY
1 -		21.386	1:19.902	54.42	26.825	12:15:21.758
2 -	32.939	21.006	53.945	80.61	0.868	12:16:15.703
3 -	32.192	20.977	53.169 (3)	81.78	0.092	12:17:08.872
4 -	32.834	21.063	53.897	80.68	0.820	12:18:02.769
5 -	32.210	21.230	53.440	81.37	0.363	12:18:56.209
6 -	32.544	21.171	53.715	80.95	0.638	12:19:49.924
7 -	33.346	21.002	54.348	80.01	1.271	12:20:44.272
8 -	32.175	20.902	53.077 (1)	81.93		12:21:37.349
9 -	32.185	20.943	53.128 (2)	81.85	0.051	12:22:30.477

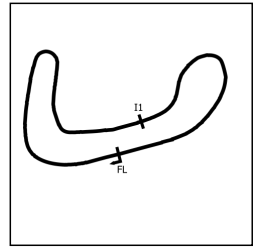
P11 21 600 Toby FINNIS		Kawasaki ZX636 - NOKA				
IDEAL LAP TIME : 52.611		BEST LAP TIME : 52.899		DIFFERENCE : 0.288		
LAP	SECTOR 1	SECTOR 2	LAP TIME	MPH	DIFF	TIME OF DAY
1 -		21.607	1:21.079	53.63	28.180	12:15:22.935
2 -	32.736	21.022	53.758	80.89	0.859	12:16:16.693
3 -	31.960	20.939	52.899 (1)	82.20		12:17:09.592
4 -	32.826	21.663	54.489	79.80	1.590	12:18:04.081
5 -	32.325	20.862	53.187	81.76	0.288	12:18:57.268
6 -	32.759	20.895	53.654	81.04	0.755	12:19:50.922
7 -	32.641	20.826	53.467	81.33	0.568	12:20:44.389
8 -	32.484	20.651	53.135 (3)	81.84	0.236	12:21:37.524
9 -	32.309	20.815	53.124 (2)	81.85	0.225	12:22:30.648

P12 61 600 Jason GAMBLE		Kawasaki ZX6R -				
IDEAL LAP TIME : 52.880		BEST LAP TIME : 52.880		DIFFERENCE : 0.000		
LAP	SECTOR 1	SECTOR 2	LAP TIME	MPH	DIFF	TIME OF DAY
1 -		21.503	1:21.214	53.54	28.334	12:15:23.070
2 -	32.054	20.826	52.880 (1)	82.23		12:16:15.950
3 -	32.286	21.127	53.413	81.41	0.533	12:17:09.363
4 -	32.855	21.720	54.575	79.68	1.695	12:18:03.938
5 -	32.164	21.078	53.242 (3)	81.67	0.362	12:18:57.180
6 -	32.355	21.093	53.448	81.36	0.568	12:19:50.628
7 -	33.110	21.045	54.155	80.29	1.275	12:20:44.783
8 -	32.415	20.890	53.305	81.57	0.425	12:21:38.088
9 -	32.312	20.926	53.238 (2)	81.68	0.358	12:22:31.326

BMCRC - MRO Championships 2023 - Rnd 1 @ Brands Hatch Indy

L&W Contractors BMCRC Rookie 600 & Rookie 1000

RACE 8 - SECTOR ANALYSIS



SECTOR 1 = FL to I1, SECTOR 2 = I1 to FL, DIFF = Difference To Personal Best Lap, P = Crossed Finish Line in Pit Lane, D = Time Disallowed

P13 28 600 Tom WALKER		Honda CBR600RR - TRWRacing GRPone				
IDEAL LAP TIME : 53.605		BEST LAP TIME : 53.968		DIFFERENCE : 0.363		
LAP	SECTOR 1	SECTOR 2	LAP TIME	MPH	DIFF	TIME OF DAY
1 -		21.382	1:22.492	52.71	28.524	12:15:24.348
2 -	33.104	21.208	54.312 (3)	80.06	0.344	12:16:18.660
3 -	32.801	21.167	53.968 (1)	80.57		12:17:12.628
4 -	33.342	22.065	55.407	78.48	1.439	12:18:08.035
5 -	32.874	22.067	54.941	79.15	0.973	12:19:02.976
6 -	32.947	21.777	54.724	79.46	0.756	12:19:57.700
7 -	33.160	21.362	54.522	79.75	0.554	12:20:52.222
8 -	32.956	21.210	54.166 (2)	80.28	0.198	12:21:46.388

P14 115 600 Brian MAHER		Yamaha R6 -				
IDEAL LAP TIME : 53.968		BEST LAP TIME : 54.291		DIFFERENCE : 0.323		
LAP	SECTOR 1	SECTOR 2	LAP TIME	MPH	DIFF	TIME OF DAY
1 -		21.848	1:22.644	52.61	28.353	12:15:24.500
2 -	33.944	21.291	55.235	78.72	0.944	12:16:19.735
3 -	33.366	21.048	54.414 (2)	79.91	0.123	12:17:14.149
4 -	33.608	21.365	54.973	79.10	0.682	12:18:09.122
5 -	33.260	21.317	54.577 (3)	79.67	0.286	12:19:03.699
6 -	34.325	21.217	55.542	78.29	1.251	12:19:59.241
7 -	32.920	21.371	54.291 (1)	80.09		12:20:53.532
8 -	33.152	21.643	54.795	79.36	0.504	12:21:48.327

P15 164 1000 Paul BOXALL		Honda FIREBLADE - WG Tyres				
IDEAL LAP TIME : 56.946		BEST LAP TIME : 57.022		DIFFERENCE : 0.076		
LAP	SECTOR 1	SECTOR 2	LAP TIME	MPH	DIFF	TIME OF DAY
1 -		23.323	1:05.221	66.67	8.199	12:15:07.077
2 -	35.909	22.776	58.685	74.10	1.663	12:16:05.762
3 -	37.545	23.032	1:00.577	71.78	3.555	12:17:06.339
4 -	36.095	23.142	59.237	73.41	2.215	12:18:05.576
5 -	35.306	23.308	58.614	74.19	1.592	12:19:04.190
6 -	35.548	22.651	58.199 (3)	74.71	1.177	12:20:02.389
7 -	34.353	22.669	57.022 (1)	76.26		12:20:59.411
8 -	34.935	22.593	57.528 (2)	75.59	0.506	12:21:56.939

P16 191 1000 Maurice DAVEY		Suzuki GSXR 1000 - M D racing				
IDEAL LAP TIME : 58.012		BEST LAP TIME : 58.224		DIFFERENCE : 0.212		
LAP	SECTOR 1	SECTOR 2	LAP TIME	MPH	DIFF	TIME OF DAY
1 -		23.263	1:04.604	67.31	6.380	12:15:06.460
2 -	36.191	22.985	59.176	73.48	0.952	12:16:05.636
3 -	37.264	23.191	1:00.455	71.93	2.231	12:17:06.091
4 -	35.711	22.868	58.579 (2)	74.23	0.355	12:18:04.670
5 -	35.728	22.948	58.676 (3)	74.11	0.452	12:19:03.346
6 -	35.647	23.129	58.776	73.98	0.552	12:20:02.122
7 -	36.046	23.262	59.308	73.32	1.084	12:21:01.430
8 -	35.421	22.803	58.224 (1)	74.68		12:21:59.654

P17 89 600 Marco STRILLOZZI		Yamaha R6 - KLUAPP.COM				
IDEAL LAP TIME : 55.828		BEST LAP TIME : 55.922		DIFFERENCE : 0.094		
LAP	SECTOR 1	SECTOR 2	LAP TIME	MPH	DIFF	TIME OF DAY
1 -		23.464	1:26.428	50.31	30.506	12:15:28.284
2 -	36.358	23.704	1:00.062	72.40	4.140	12:16:28.346
3 -	36.865	22.623	59.488	73.10	3.566	12:17:27.834
4 -	35.187	22.380	57.567	75.53	1.645	12:18:25.401
5 -	35.094	22.253	57.347	75.82	1.425	12:19:22.748
6 -	34.196	22.699	56.895 (3)	76.43	0.973	12:20:19.643
7 -	33.980	22.204	56.184 (2)	77.39	0.262	12:21:15.827
8 -	33.624	22.298	55.922 (1)	77.76		12:22:11.749

BMCRC - MRO Championships 2023 - Rnd 1 @ Brands Hatch Indy

L&W Contractors BMCRC Rookie 600 & Rookie 1000

RACE 8 - SECTOR ANALYSIS



SECTOR 1 = FL to I1, SECTOR 2 = I1 to FL, DIFF = Difference To Personal Best Lap, P = Crossed Finish Line in Pit Lane, D = Time Disallowed

P18 4 600 Kallum BEDWELL		Yamaha R6 - KB				
IDEAL LAP TIME : 56.315		BEST LAP TIME : 56.315		DIFFERENCE : 0.000		
LAP	SECTOR 1	SECTOR 2	LAP TIME	MPH	DIFF	TIME OF DAY
1 -		24.193	1:27.782	49.53	31.467	12:15:29.638
2 -	34.948	23.372	58.320	74.56	2.005	12:16:27.958
3 -	35.329	22.877	58.206	74.71	1.891	12:17:26.164
4 -	34.833	22.754	57.587 (3)	75.51	1.272	12:18:23.751
5 -	35.112	22.997	58.109	74.83	1.794	12:19:21.860
6 -	35.047	22.578	57.625	75.46	1.310	12:20:19.485
7 -	34.812	22.667	57.479 (2)	75.65	1.164	12:21:16.964
8 -	34.077	22.238	56.315 (1)	77.21		12:22:13.279

P19 90 600 Tom ELLIOTT		Yamaha R6 -				
IDEAL LAP TIME : 57.223		BEST LAP TIME : 57.223		DIFFERENCE : 0.000		
LAP	SECTOR 1	SECTOR 2	LAP TIME	MPH	DIFF	TIME OF DAY
1 -		23.322	1:27.445	49.72	30.222	12:15:29.301
2 -	35.115	23.266	58.381	74.48	1.158	12:16:27.682
3 -	36.288	22.998	59.286	73.34	2.063	12:17:26.968
4 -	35.269	22.591	57.860 (3)	75.15	0.637	12:18:24.828
5 -	35.201	22.518	57.719 (2)	75.34	0.496	12:19:22.547
6 -	35.419	22.498	57.917	75.08	0.694	12:20:20.464
7 -	34.756	22.467	57.223 (1)	75.99		12:21:17.687
8 -	35.644	23.246	58.890	73.84	1.667	12:22:16.577

P20 395 600 William NICHOLLS		Yamaha R6 - Will Nicholls Farriery				
IDEAL LAP TIME : 58.429		BEST LAP TIME : 58.857		DIFFERENCE : 0.428		
LAP	SECTOR 1	SECTOR 2	LAP TIME	MPH	DIFF	TIME OF DAY
1 -		25.614	1:33.462	46.52	34.605	12:15:35.318
2 -	38.595	24.496	1:03.091	68.92	4.234	12:16:38.409
3 -	36.033	22.824	58.857 (1)	73.88		12:17:37.266
4 -	36.972	22.694	59.666 (2)	72.88	0.809	12:18:36.932
5 -	36.774	23.243	1:00.017 (3)	72.45	1.160	12:19:36.949
6 -	37.223	23.398	1:00.621	71.73	1.764	12:20:37.570
7 -	36.837	23.235	1:00.072	72.38	1.215	12:21:37.642

P21 150 600 Stuart MELHIUSH		Triumph 675 -				
IDEAL LAP TIME : 1:01.117		BEST LAP TIME : 1:01.587		DIFFERENCE : 0.470		
LAP	SECTOR 1	SECTOR 2	LAP TIME	MPH	DIFF	TIME OF DAY
1 -		25.377	1:33.043	46.73	31.456	12:15:34.899
2 -	38.712	25.371	1:04.083	67.85	2.496	12:16:38.982
3 -	38.112	24.158	1:02.270	69.83	0.683	12:17:41.252
4 -	37.570	24.231	1:01.801 (2)	70.36	0.214	12:18:43.053
5 -	38.137	24.764	1:02.901	69.13	1.314	12:19:45.954
6 -	38.237	23.776	1:02.013 (3)	70.12	0.426	12:20:47.967
7 -	37.556	24.031	1:01.587 (1)	70.60		12:21:49.554

P22 81 1000 Dan HARTLE		Yamaha R1 2CR - #Teamrace				
IDEAL LAP TIME : 50.694		BEST LAP TIME : 50.694		DIFFERENCE : 0.000		
LAP	SECTOR 1	SECTOR 2	LAP TIME	MPH	DIFF	TIME OF DAY
1 -		21.313	58.988	73.71	8.294	12:15:00.844
2 -	33.549	21.121	54.670	79.54	3.976	12:15:55.514
3 -	32.484	20.964	53.448	81.36	2.754	12:16:48.962
4 -	32.025	21.054	53.079	81.92	2.385	12:17:42.041
5 -	32.390	20.816	53.206	81.73	2.512	12:18:35.247
6 -	31.195	20.397	51.592 (2)	84.28	0.898	12:19:26.839
7 -	32.148	20.857	53.005	82.04	2.311	12:20:19.844
8 -	31.692	20.333	52.025 (3)	83.58	1.331	12:21:11.869
9 -	30.700	19.994	50.694 (1)	85.78		12:22:02.563

BMCRC - MRO Championships 2023 - Rnd 1 @ Brands Hatch Indy

L&W Contractors BMCRC Rookie 600 & Rookie 1000

RACE 8 - SECTOR ANALYSIS



SECTOR 1 = FL to I1, SECTOR 2 = I1 to FL, DIFF = Difference To Personal Best Lap, P = Crossed Finish Line in Pit Lane, D = Time Disallowed

P23 62 1000 Dean MILLER		Yamaha R1 - Self-sponsored				
IDEAL LAP TIME : 57.813		BEST LAP TIME : 58.026		DIFFERENCE : 0.213		
LAP	SECTOR 1	SECTOR 2	LAP TIME	MPH	DIFF	TIME OF DAY
1 -		24.204	1:07.747	64.18	9.721	12:15:09.603
2 -	36.115	23.537	59.652	72.89	1.626	12:16:09.255
3 -	36.145	24.068	1:00.213	72.22	2.187	12:17:09.468
4 -	35.940	23.612	59.552	73.02	1.526	12:18:09.020
5 -	34.834	23.359	58.193 (2)	74.72	0.167	12:19:07.213
6 -	34.921	23.318	58.239 (3)	74.66	0.213	12:20:05.452
7 -	35.047	22.979	58.026 (1)	74.94		12:21:03.478
8 -	35.198	23.077	58.275	74.62	0.249	12:22:01.753

P24 139 600 Michael HUDSON		Yamaha R6 - Atlas Bulk Carriers Ltd				
IDEAL LAP TIME : 1:00.555		BEST LAP TIME : 1:00.555		DIFFERENCE : 0.000		
LAP	SECTOR 1	SECTOR 2	LAP TIME	MPH	DIFF	TIME OF DAY
1 -		25.416	1:33.706	46.40	33.151	12:15:35.562
2 -	39.031	24.854	1:03.885	68.06	3.330	12:16:39.447
3 -	38.523	24.597	1:03.120	68.89	2.565	12:17:42.567
4 -	37.642	24.598	1:02.240 (2)	69.86	1.685	12:18:44.807
5 -	39.414	24.788	1:04.202	67.73	3.647	12:19:49.009
6 -	38.533	23.971	1:02.504 (3)	69.57	1.949	12:20:51.513
7 -	36.843	23.712	1:00.555 (1)	71.81		12:21:52.068

P25 65 600 Francesco MONTINI		Triumph DAYTONA 675R - Sara Johnson				
IDEAL LAP TIME : 57.836		BEST LAP TIME : 58.542		DIFFERENCE : 0.706		
LAP	SECTOR 1	SECTOR 2	LAP TIME	MPH	DIFF	TIME OF DAY
1 -		23.867	1:27.069	49.94	28.527	12:15:28.925
2 -	35.314	23.228	58.542 (1)	74.28		12:16:27.467
3 -	37.478	22.522	1:00.000 (3)	72.47	1.458	12:17:27.467
4 -	36.107	23.308	59.415 (2)	73.19	0.873	12:18:26.882

P26 187 1000 Scott DERMOTT		Yamaha R1 - TwoClicksOut Racing				
IDEAL LAP TIME : 53.305		BEST LAP TIME : 53.305		DIFFERENCE : 0.000		
LAP	SECTOR 1	SECTOR 2	LAP TIME	MPH	DIFF	TIME OF DAY
1 -		21.371	58.622	74.17	5.317	12:15:00.478
2 -	33.532	20.949	54.481 (2)	79.81	1.176	12:15:54.959
3 -	32.415	20.890	53.305 (1)	81.57		12:16:48.264

BMCRC - MRO Championships 2023 - Rnd 1 @ Brands Hatch Indy

L&W Contractors BMCRC Rookie 600 & Rookie 1000

RACE 8 - BEST SECTORS

SECTOR 1			SECTOR 2			IDEAL / BEST COMPARISON						
POS	NO	NAME	TIME	NO	NAME	TIME	POS	NO	NAME	IDEAL	BEST	DIFF
									PERFECT LAP	50.610		
1	87	THOMPSON	30.667	87	THOMPSON	19.943	1	87	THOMPSON	50.610	50.610	0.000
2	81	HARTLE	30.700	81	HARTLE	19.994	2	81	HARTLE	50.694	50.694	0.000
3	33	BLACKFORD	31.305	33	BLACKFORD	20.264	3	33	BLACKFORD	51.569	51.569	0.000
4	24	MANLEY	31.552	100	CRANSTONE	20.496	4	100	CRANSTONE	52.143	52.143	0.000
5	100	CRANSTONE	31.647	21	FINNIS	20.651	5	24	MANLEY	52.287	52.287	0.000
6	149	WILKINS	31.944	24	MANLEY	20.735	6	21	FINNIS	52.611	52.899	0.288
7	21	FINNIS	31.960	61	GAMBLE	20.826	7	61	GAMBLE	52.880	52.880	0.000
8	61	GAMBLE	32.054	23	PAES	20.874	8	149	WILKINS	52.969	53.071	0.102
9	20	MILES	32.175	187	DERMOTT	20.890	9	20	MILES	53.077	53.077	0.000
10	23	PAES	32.406	20	MILES	20.902	10	23	PAES	53.280	53.595	0.315
11	187	DERMOTT	32.415	36	MORGAN	20.951	11	187	DERMOTT	53.305	53.305	0.000
12	36	MORGAN	32.420	149	WILKINS	21.025	12	36	MORGAN	53.371	53.436	0.065
13	28	WALKER	32.438	115	MAHER	21.048	13	28	WALKER	53.605	53.968	0.363
14	115	MAHER	32.920	28	WALKER	21.167	14	115	MAHER	53.968	54.291	0.323
15	830	HOLT	32.999	830	HOLT	21.413	15	830	HOLT	54.412	54.752	0.340
16	123	VINCER	33.221	123	VINCER	21.514	16	123	VINCER	54.735	54.735	0.000
17	89	STRILLOZZI	33.624	89	STRILLOZZI	22.204	17	89	STRILLOZZI	55.828	55.922	0.094
18	4	BEDWELL	34.077	4	BEDWELL	22.238	18	4	BEDWELL	56.315	56.315	0.000
19	164	BOXALL	34.353	90	ELLIOTT	22.467	19	164	BOXALL	56.946	57.022	0.076
20	90	ELLIOTT	34.756	65	MONTINI	22.522	20	90	ELLIOTT	57.223	57.223	0.000
21	62	MILLER	34.834	164	BOXALL	22.593	21	62	MILLER	57.813	58.026	0.213
22	191	DAVEY	35.209	395	NICHOLLS	22.694	22	65	MONTINI	57.836	58.542	0.706
23	65	MONTINI	35.314	191	DAVEY	22.803	23	191	DAVEY	58.012	58.224	0.212
24	395	NICHOLLS	35.735	62	MILLER	22.979	24	395	NICHOLLS	58.429	58.857	0.428
25	139	HUDSON	36.843	139	HUDSON	23.712	25	139	HUDSON	1:00.555	1:00.555	0.000
26	150	MELHIUSH	37.341	150	MELHIUSH	23.776	26	150	MELHIUSH	1:01.117	1:01.587	0.470
27												

BMCRC - MRO Championships 2023 - Rnd 1 @ Brands Hatch Indy

L&W Contractors BMCRC Rookie 600 & Rookie 1000

RACE 8 - STATISTICS

Competitors Started	27
Planned Start	2023-03-12 @ 12:40:00.000
Actual Start	2023-03-12 @ 12:14:01.855
Finish Time	2023-03-12 @ 12:22:01.490
Track Length	1.2079mi.
Total Laps	209
Total Distance Covered	252.4606mi.

Session Fastest Lap History

NO	CL	NAME	LAP TIME	TIME OF DAY	LAP	VEHICLE
100	1000	Sam CRANSTONE	54.393	12:15:54.727	2	Bmw S1000RR
87	1000	Karl THOMPSON	53.556	12:15:55.599	2	Yamaha R1
33	1000	Luke BLACKFORD	53.376	12:15:55.726	2	Ducati 1299
61	600	Jason GAMBLE	52.880	12:16:15.972	2	Kawasaki ZX6R
24	600	Callum MANLEY	52.810	12:17:07.636	3	Honda CBR600 RR
87	1000	Karl THOMPSON	52.141	12:18:34.092	5	Yamaha R1
81	1000	Dan HARTLE	51.592	12:19:26.860	6	Yamaha R1 2CR
87	1000	Karl THOMPSON	51.262	12:21:10.890	8	Yamaha R1
87	1000	Karl THOMPSON	50.610	12:22:01.500	9	Yamaha R1

Session Leader History

NO	CL	NAME	FROM LAP	LAPS LED	DISTANCE	VEHICLE
100	1000	Sam CRANSTONE	1	6	7.24 miles	Bmw S1000RR
33	1000	Luke BLACKFORD	7	2	2.41 miles	Ducati 1299
87	1000	Karl THOMPSON	9	1	1.20 miles	Yamaha R1

Flag History

TYPE	TIME OF DAY
GREEN	12:14:01.855
FINISH	12:22:01.490

Flag Statistics

TYPE	COUNT	TOTAL LAPS	TOTAL TIME
Green	1	9	10:13.504
Red	0	0	0.000
Safety Car	0	0	0.000
FCY	0	0	0.000

BMCRC - MRO Championships 2023 - Rnd 1 @ Brands Hatch Indy

L&W Contractors BMCRC Rookie 600 & Rookie 1000

RACE 8 - STATISTICS

CLASS : 1000

13 Starters

Fastest Lap History

NO	NAME	LAP TIME	TIME OF DAY	LAP	VEHICLE
100	Sam CRANSTONE	54.393	12:15:54.727	2	Bmw S1000RR
87	Karl THOMPSON	53.556	12:15:55.599	2	Yamaha R1
33	Luke BLACKFORD	53.376	12:15:55.726	2	Ducati 1299
100	Sam CRANSTONE	53.287	12:16:48.014	3	Bmw S1000RR
33	Luke BLACKFORD	52.903	12:16:48.615	3	Ducati 1299
87	Karl THOMPSON	52.141	12:18:34.092	5	Yamaha R1
81	Dan HARTLE	51.592	12:19:26.860	6	Yamaha R1 2CR
87	Karl THOMPSON	51.262	12:21:10.890	8	Yamaha R1
87	Karl THOMPSON	50.610	12:22:01.500	9	Yamaha R1

Leader History

NO	NAME	FROM LAP	LAPS LED	DISTANCE	VEHICLE
100	Sam CRANSTONE	1	6	7.24 miles	Bmw S1000RR
33	Luke BLACKFORD	7	2	2.41 miles	Ducati 1299
87	Karl THOMPSON	9	1	1.20 miles	Yamaha R1

BMCRC - MRO Championships 2023 - Rnd 1 @ Brands Hatch Indy

L&W Contractors BMCRC Rookie 600 & Rookie 1000

RACE 8 - STATISTICS

CLASS : 600

14 Starters

Fastest Lap History

NO	NAME	LAP TIME	TIME OF DAY	LAP	VEHICLE
24	Callum MANLEY	53.487	12:16:14.826	2	Honda CBR600 RR
61	Jason GAMBLE	52.880	12:16:15.972	2	Kawasaki ZX6R
24	Callum MANLEY	52.810	12:17:07.636	3	Honda CBR600 RR
24	Callum MANLEY	52.287	12:18:53.058	5	Honda CBR600 RR

Leader History

NO	NAME	FROM LAP	LAPS LED	DISTANCE	VEHICLE
24	Callum MANLEY	1	9	10.87 miles	Honda CBR600 RR

BMCRC - MRO Championships 2023 - Rnd 1 @ Brands Hatch Indy

L&W Contractors BMCRC Rookie 600 & Rookie 1000

RACE 19 - GRID (11 Laps)



CONTRACTORS LTD

ROW 11	33		32	1:01.587 150 Stuart MELHIUSH	31	1:00.555 139 Michael HUDSON
ROW 10	30	43 Paul NIELD	29	58.857 395 William NICHOLLS	28	58.542 65 Francesco MONTINI
ROW 9	27	57.223 90 Tom ELLIOTT	26	56.315 4 Kallum BEDWELL	25	55.922 89 Marco STRILLOZZI
ROW 8	24	54.291 115 Brian MAHER	23	53.968 28 Tom WALKER	22	53.077 20 Nathan MILES
ROW 7	21	52.899 21 Toby FINNIS	20	52.880 61 Jason GAMBLE	19	52.287 24 Callum MANLEY
ROW 6	18		17		16	
ROW 5	15		14		13	58.224 191 Maurice DAVEY
ROW 4	12	58.026 62 Dean MILLER	11	57.022 164 Paul BOXALL	10	54.752 830 Daniel HOLT
ROW 3	9	54.735 123 James VINCER	8	53.595 23 Jason PAES	7	53.436 36 Alan MORGAN
ROW 2	6	53.305 187 Scott DERMOTT	5	53.071 149 David WILKINS	4	52.143 100 Sam CRANSTONE
ROW 1	3	51.569 33 Luke BLACKFORD	2	50.694 81 Dan HARTLE	1	50.610 87 Karl THOMPSON
Pole						

Brands Hatch Indy: 1.2079 miles

These results are provisional until the conclusion of any judicial and technical matters.

Clerk Of Course :	Stewards :	Timekeeper : <i>Craig Smith</i>
-------------------	------------	------------------------------------

Results can be found at www.tsl-timing.com

Printed - 12:30 Sunday, 12 March 2023



BMCRC - MRO Championships 2023 - Rnd 1 @ Brands Hatch Indy

L&W Contractors BMCRC Rookie 600 & Rookie 1000

RACE 19 - CLASSIFICATION



CONTRACTORS LTD

POS	NO	CL	PIC NAME	ENTRY	LAPS	TIME	GAP	DIFF	MPH	BEST	ON
1	33	1000	1 Luke BLACKFORD	Ducati 1299 - D5 graphics	11	10:07.157			78.78	52.052	10
2	87	1000	2 Karl THOMPSON	Yamaha R1 - #Teamrace	11	10:08.292	1.135	1.135	78.63	51.793	11
3	100	1000	3 Sam CRANSTONE	Bmw S1000RR -	11	10:24.572	17.415	16.280	76.58	54.337	10
4	149	1000	4 David WILKINS	Yamaha R1 - TwoClicksOut Racing	11	10:28.316	21.159	3.744	76.13	54.989	9
5	24	600	1 Callum MANLEY	Honda CBR600 RR - Becs sweets, leeway building	11	10:30.492	23.335	2.176	75.86	53.476	9
6	830	1000	5 Daniel HOLT	Aprilia RSV4 1100 - DBH Plastering	11	10:32.921	25.764	2.429	75.57	55.402	11
7	21	600	2 Toby FINNIS	Kawasaki ZX636 - NOKA	11	10:37.927	30.770	5.006	74.98	53.234	9
8	20	600	3 Nathan MILES	Triumph DAYTONA -	11	10:39.285	32.128	1.358	74.82	53.308	11
9	28	600	4 Tom WALKER	Honda CBR600RR - TRWRacing GRPone	11	10:40.469	33.312	1.184	74.68	53.562	9
10	61	600	5 Jason GAMBLE	Kawasaki ZX6R -	11	10:41.455	34.298	0.986	74.57	53.392	9
11	123	1000	6 James VINCER	Yamaha YZFR1 - A W RACING LTD	11	10:44.769	37.612	3.314	74.18	56.916	5
12	23	1000	7 Jason PAES	Aprilia RSV4 - J&R Electrical Ltd	11	10:59.837	52.680	15.068	72.49	55.907	11
13	187	1000	8 Scott DERMOTT	Yamaha R1 - TwoClicksOut Racing	10	10:09.361	1 Lap	1 Lap	71.36	58.189	10
14	89	600	6 Marco STRILLOZZI	Yamaha R6 - KLUAPP.COM	10	10:14.296	1 Lap	4.935	70.78	55.663	9
15	115	600	7 Brian MAHER	Yamaha R6 -	10	10:14.674	1 Lap	0.378	70.74	55.793	9
16	4	600	8 Kallum BEDWELL	Yamaha R6 - KB	10	10:21.639	1 Lap	6.965	69.95	57.644	7
17	65	600	9 Francesco MONTINI	Triumph DAYTONA 675R - Sara Johnson	10	10:25.668	1 Lap	4.029	69.50	57.923	7
18	395	600	10 William NICHOLLS	Yamaha R6 - Will Nicholls Farriery	10	10:43.193	1 Lap	17.525	67.60	59.647	9
19	90	600	11 Tom ELLIOTT	Yamaha R6 -	10	10:43.225	1 Lap	0.032	67.60	59.498	8
20	150	600	12 Stuart MELHIUSH	Triumph 675 -	10	11:12.929	1 Lap	29.704	64.62	1:03.228	5

NOT CLASSIFIED

DNF	43	600	Paul NIELD	Honda CBR600RR -	2	2:38.330	9 Laps	8 Laps	54.93	1:04.451	2
DNF	164	1000	Paul BOXALL	Honda FIREBLADE - WG Tyres	0						
DNF	191	1000	Maurice DAVEY	Suzuki GSXR 1000 - M D racing	0						

FASTEST LAP

87	1000	Karl THOMPSON	Yamaha R1 - #Teamrace	11	51.793	83.96 mph	135.12 kph
21	600	Toby FINNIS	Kawasaki ZX636 - NOKA	9	53.234	81.68 mph	131.46 kph

Class 1000 - 92.5% of Race Speed = 72.87 mph

Class 600 - 92.5% of Race Speed = 70.17 mph

Weather / Track : Cloudy / Dry

These results are provisional until the conclusion of any judicial and technical matters.

Race Distance: 11 Laps / 13.28 miles

Brands Hatch Indy: 1.2079 miles

Date: 12/03/2023 Start: 15:46 Finish: 15:56

Clerk Of Course :	Stewards :	Timekeeper : <i>Craig Smith</i>
-------------------	------------	------------------------------------

Results can be found at www.tsl-timing.com

Printed - 16:00 Sunday, 12 March 2023



BMCRC - MRO Championships 2023 - Rnd 1 @ Brands Hatch Indy

L&W Contractors BMCRC Rookie 600 & Rookie 1000

RACE 19 - LAP CHART

LAP 1 @ 15:47:44.579

NO	BEHIND	LAP TIME
33		1:02.411
100	1.406	1:03.817
87	1.528	1:03.939
149	2.480	1:04.891
830	3.086	1:05.497
123	5.293	1:07.704
187	7.846	1:10.257
23	9.065	1:11.476
24	23.281	1:25.692
61	24.808	1:27.219
20	25.120	1:27.531
28	25.199	1:27.610
21	26.047	1:28.458
115	28.594	1:31.005
4	31.185	1:33.596
89	31.284	1:33.695
43	31.468	1:33.879
65	31.564	1:33.975
90	32.269	1:34.680
395	32.471	1:34.882
150	34.299	1:36.710

LAP 2 @ 15:48:42.973

NO	BEHIND	LAP TIME
33		58.394
87	2.371	59.237
100	3.717	1:00.705
149	3.959	59.873
830	4.597	59.905
123	6.665	59.766
187	14.486	1:05.034
23	15.542	1:04.871
24	20.436	55.549
28	23.855	57.050
61	25.405	58.991
20	25.691	58.965
21	25.726	58.073
115	32.431	1:02.231
4	33.234	1:00.443
89	33.725	1:00.835
65	35.717	1:02.547
43	37.525	1:04.451
90	37.874	1:03.999
395	38.232	1:04.155
150	40.527	1:04.622

LAP 3 @ 15:49:39.414

NO	BEHIND	LAP TIME
33		56.441
87	1.825	55.895
149	5.085	57.567
100	5.252	57.976
830	6.094	57.938
123	7.891	57.667
24	19.368	55.373
187	19.802	1:01.757
23	22.159	1:03.058
28	23.481	56.067
61	25.182	56.218
20	25.829	56.579
21	25.963	56.678
4	36.148	59.355

115	36.453	1:00.463
89	37.290	1:00.006
65	38.143	58.867
90	43.136	1:01.703
395	43.510	1:01.719
150	47.825	1:03.739

LAP 4 @ 15:50:35.242

NO	BEHIND	LAP TIME
33		55.828
87	1.114	55.117
149	6.491	57.234
100	6.514	57.090
830	7.533	57.267
123	9.788	57.725
24	18.051	54.511
187	24.005	1:00.031
28	24.353	56.700
61	25.907	56.553
21	26.102	55.967
20	26.523	56.522
23	26.727	1:00.396
4	39.060	58.740
89	39.320	57.858
115	39.619	58.994
65	40.724	58.409
90	48.054	1:00.746
395	48.354	1:00.672

LAP 5 @ 15:51:30.353

NO	BEHIND	LAP TIME
33		55.111
87	0.507	54.504
150	1 Lap	1:03.753
149	7.478	56.098
100	7.544	56.141
830	8.879	56.457
123	11.593	56.916
24	17.499	54.559
28	24.921	55.679
21	25.444	54.453
20	27.226	55.814
61	27.583	56.787
187	27.635	58.741
23	30.047	58.431
4	42.744	58.795
89	42.812	58.603
115	43.048	58.540
65	43.809	58.196
90	53.377	1:00.434
395	53.568	1:00.325

LAP 6 @ 15:52:24.611

NO	BEHIND	LAP TIME
33		54.258
87	0.522	54.273
149	9.002	55.782
100	9.081	55.795
150	1 Lap	1:03.228
830	10.850	56.229
123	14.422	57.087
24	17.921	54.680
28	25.612	54.949
21	25.664	54.478

20	27.588	54.620
61	27.769	54.444
187	31.928	58.551
23	33.029	57.240
89	46.462	57.908
115	47.133	58.343
4	47.228	58.742
65	47.678	58.127

LAP 7 @ 15:53:18.505

NO	BEHIND	LAP TIME
33		53.894
87	0.382	53.754
90	1 Lap	1:00.613
395	1 Lap	1:00.667
100	9.793	54.606
149	10.602	55.494
830	12.683	55.727
24	18.126	54.099
123	18.883	58.355
150	1 Lap	1:03.238
21	26.464	54.694
28	26.934	55.216
20	28.053	54.359
61	28.297	54.422
23	37.227	58.092
187	37.505	59.471
89	49.829	57.261
115	50.026	56.787
4	50.978	57.644
65	51.707	57.923

LAP 8 @ 15:54:11.269

NO	BEHIND	LAP TIME
33		52.764
87	0.967	53.349
100	11.777	54.748
149	13.577	55.739
90	1 Lap	1:00.993
395	1 Lap	1:01.348
830	15.711	55.792
24	19.404	54.042
123	24.254	58.135
21	28.289	54.589
28	28.658	54.488
20	29.388	54.099
61	29.993	54.460
150	1 Lap	1:04.139
23	42.087	57.624
187	43.875	59.134
89	53.101	56.036
115	53.747	56.485

LAP 9 @ 15:55:05.077

NO	BEHIND	LAP TIME
33		53.808
87	0.727	53.568
4	1 Lap	57.999
65	1 Lap	59.975
100	12.649	54.680
149	14.758	54.989
830	18.763	56.860
24	19.072	53.476
90	1 Lap	59.498

395	1 Lap	59.823
123	27.568	57.122
21	27.715	53.234
28	28.412	53.562
20	29.134	53.554
61	29.577	53.392
150	1 Lap	1:03.768
23	44.708	56.429
187	48.263	58.196

LAP 10 @ 15:55:57.129

NO	BEHIND	LAP TIME
33		52.052
87	1.538	52.863
89	1 Lap	55.663
115	1 Lap	55.793
4	1 Lap	57.661
65	1 Lap	58.421
100	14.934	54.337
149	18.106	55.400
24	21.306	54.286
830	22.558	55.847
90	1 Lap	1:00.304
395	1 Lap	59.647
21	29.090	53.427
20	31.016	53.934
28	31.231	54.871
61	32.284	54.759
123	32.464	56.948
23	48.969	56.313
150	1 Lap	1:03.561

LAP 11 @ 15:56:49.325

NO	BEHIND	LAP TIME
33		52.196
87	1.135	51.793
187	1 Lap	58.189
89	1 Lap	56.431
115	1 Lap	56.033
4	1 Lap	58.664
100	17.415	54.677
65	1 Lap	59.228
149	21.159	55.249
24	23.335	54.225
830	25.764	55.402
21	30.770	53.876
20	32.128	53.308
28	33.312	54.277
61	34.298	54.210
395	1 Lap	59.955
90	1 Lap	1:00.255
123	37.612	57.344
23	52.680	55.907
150	1 Lap	1:06.171

BMCRC - MRO Championships 2023 - Rnd 1 @ Brands Hatch Indy

L&W Contractors BMCRC Rookie 600 & Rookie 1000

RACE 19 - POSITION CHART

No	Name	Lap Pos	Lap												
			1	2	3	4	5	6	7	8	9	10	11		
87	THOMPSON	1	33	33	33	33	33	33	33	33	33	33	33	33	33
33	BLACKFORD	2	100	87	87	87	87	87	87	87	87	87	87	87	87
100	CRANSTONE	3	87	100	149	149	149	149	100	100	100	100	100	100	100
149	WILKINS	4	149	149	100	100	100	100	149	149	149	149	149	149	149
187	DERMOTT	5	830	830	830	830	830	830	830	830	830	830	24	24	
23	PAES	6	123	123	123	123	123	123	24	24	24	24	830	830	
123	VINCER	7	187	187	24	24	24	24	123	123	123	21	21	21	
830	HOLT	8	23	23	187	187	28	28	21	21	21	20	20	20	
164	BOXALL	9	24	24	23	28	21	21	28	28	28	28	28	28	
191	DAVEY	10	61	28	28	61	20	20	20	20	20	61	61	61	
24	MANLEY	11	20	61	61	21	61	61	61	61	61	123	123	123	
61	GAMBLE	12	28	20	20	20	187	187	23	23	23	23	23	23	
21	FINNIS	13	21	21	21	23	23	23	187	187	187	187	187	187	
20	MILES	14	115	115	4	4	4	89	89	89	89	89	89	89	
28	WALKER	15	4	4	115	89	89	115	115	115	115	115	115	115	
115	MAHER	16	89	89	89	115	115	4	4	4	4	4	4	4	
89	STRILLOZZI	17	43	65	65	65	65	65	65	65	65	65	65	65	
4	BEDWELL	18	65	43	90	90	90	90	90	90	90	90	90	395	
90	ELLIOTT	19	90	90	395	395	395	395	395	395	395	395	395	90	
65	MONTINI	20	395	395	150	150	150	150	150	150	150	150	150	150	
395	NICHOLLS	21	150	150											
43	NIELD	22													
150	MELHIUSH	23													

BMCRC - MRO Championships 2023 - Rnd 1 @ Brands Hatch Indy

L&W Contractors BMCRC Rookie 600 & Rookie 1000

RACE 19 - SECTOR ANALYSIS



SECTOR 1 = FL to I1, SECTOR 2 = I1 to FL, DIFF = Difference To Personal Best Lap, P = Crossed Finish Line in Pit Lane, D = Time Disallowed

P1		33 1000		Luke BLACKFORD		Ducati 1299 - D5 graphics	
IDEAL LAP TIME : 51.997		BEST LAP TIME : 52.052		DIFFERENCE : 0.055			
LAP	SECTOR 1	SECTOR 2	LAP TIME	MPH	DIFF	TIME OF DAY	
1 -		23.560	1:02.411	69.67	10.359	15:47:44.579	
2 -	35.122	23.272	58.394	74.47	6.342	15:48:42.973	
3 -	33.999	22.442	56.441	77.04	4.389	15:49:39.414	
4 -	33.619	22.209	55.828	77.89	3.776	15:50:35.242	
5 -	33.270	21.841	55.111	78.90	3.059	15:51:30.353	
6 -	32.763	21.495	54.258	80.14	2.206	15:52:24.611	
7 -	32.613	21.281	53.894	80.68	1.842	15:53:18.505	
8 -	31.841	20.923	52.764 (3)	82.41	0.712	15:54:11.269	
9 -	32.851	20.957	53.808	80.81	1.756	15:55:05.077	
10 -	31.361	20.691	52.052 (1)	83.54		15:55:57.129	
11 -	31.306	20.890	52.196 (2)	83.31	0.144	15:56:49.325	

P2		87 1000		Karl THOMPSON		Yamaha R1 - #Teamrace	
IDEAL LAP TIME : 51.793		BEST LAP TIME : 51.793		DIFFERENCE : 0.000			
LAP	SECTOR 1	SECTOR 2	LAP TIME	MPH	DIFF	TIME OF DAY	
1 -		24.451	1:03.939	68.01	12.146	15:47:46.107	
2 -	35.978	23.259	59.237	73.41	7.444	15:48:45.344	
3 -	34.098	21.797	55.895	77.79	4.102	15:49:41.239	
4 -	33.411	21.706	55.117	78.89	3.324	15:50:36.356	
5 -	32.966	21.538	54.504	79.78	2.711	15:51:30.860	
6 -	32.986	21.287	54.273	80.12	2.480	15:52:25.133	
7 -	32.451	21.303	53.754	80.89	1.961	15:53:18.887	
8 -	32.085	21.264	53.349 (3)	81.51	1.556	15:54:12.236	
9 -	32.168	21.400	53.568	81.17	1.775	15:55:05.804	
10 -	31.996	20.867	52.863 (2)	82.26	1.070	15:55:58.667	
11 -	31.092	20.701	51.793 (1)	83.96		15:56:50.460	

P3		100 1000		Sam CRANSTONE		Bmw S1000RR -	
IDEAL LAP TIME : 54.263		BEST LAP TIME : 54.337		DIFFERENCE : 0.074			
LAP	SECTOR 1	SECTOR 2	LAP TIME	MPH	DIFF	TIME OF DAY	
1 -		25.691	1:03.817	68.14	9.480	15:47:45.985	
2 -	37.533	23.172	1:00.705	71.63	6.368	15:48:46.690	
3 -	35.360	22.616	57.976	75.00	3.639	15:49:44.666	
4 -	34.871	22.219	57.090	76.17	2.753	15:50:41.756	
5 -	34.213	21.928	56.141	77.45	1.804	15:51:37.897	
6 -	34.006	21.789	55.795	77.93	1.458	15:52:33.692	
7 -	33.158	21.448	54.606 (2)	79.63	0.269	15:53:28.298	
8 -	32.987	21.761	54.748	79.42	0.411	15:54:23.046	
9 -	33.153	21.527	54.680	79.52	0.343	15:55:17.726	
10 -	32.815	21.522	54.337 (1)	80.03		15:56:12.063	
11 -	32.952	21.725	54.677 (3)	79.53	0.340	15:57:06.740	

P4		149 1000		David WILKINS		Yamaha R1 - TwoClicksOut Racing	
IDEAL LAP TIME : 54.989		BEST LAP TIME : 54.989		DIFFERENCE : 0.000			
LAP	SECTOR 1	SECTOR 2	LAP TIME	MPH	DIFF	TIME OF DAY	
1 -		24.264	1:04.891	67.01	9.902	15:47:47.059	
2 -	36.632	23.241	59.873	72.63	4.884	15:48:46.932	
3 -	35.033	22.534	57.567	75.53	2.578	15:49:44.499	
4 -	34.790	22.444	57.234	75.97	2.245	15:50:41.733	
5 -	33.904	22.194	56.098	77.51	1.109	15:51:37.831	
6 -	33.676	22.106	55.782	77.95	0.793	15:52:33.613	
7 -	33.508	21.986	55.494	78.36	0.505	15:53:29.107	
8 -	33.218	22.521	55.739	78.01	0.750	15:54:24.846	
9 -	33.145	21.844	54.989 (1)	79.08		15:55:19.835	
10 -	33.247	22.153	55.400 (3)	78.49	0.411	15:56:15.235	
11 -	33.251	21.998	55.249 (2)	78.70	0.260	15:57:10.484	

BMCRC - MRO Championships 2023 - Rnd 1 @ Brands Hatch Indy

L&W Contractors BMCRC Rookie 600 & Rookie 1000

RACE 19 - SECTOR ANALYSIS



SECTOR 1 = FL to I1, SECTOR 2 = I1 to FL, DIFF = Difference To Personal Best Lap, P = Crossed Finish Line in Pit Lane, D = Time Disallowed

P5 24 600 Callum MANLEY		Honda CBR600 RR - Bees sweets, leeway building services				
IDEAL LAP TIME : 53.424		BEST LAP TIME : 53.476		DIFFERENCE : 0.052		
LAP	SECTOR 1	SECTOR 2	LAP TIME	MPH	DIFF	TIME OF DAY
1 -		22.295	1:25.692	50.74	32.216	15:48:07.860
2 -	33.417	22.132	55.549	78.28	2.073	15:49:03.409
3 -	33.185	22.188	55.373	78.53	1.897	15:49:58.782
4 -	32.694	21.817	54.511	79.77	1.035	15:50:53.293
5 -	32.670	21.889	54.559	79.70	1.083	15:51:47.852
6 -	33.244	21.436	54.680	79.52	1.204	15:52:42.532
7 -	32.437	21.662	54.099 (3)	80.38	0.623	15:53:36.631
8 -	32.439	21.603	54.042 (2)	80.46	0.566	15:54:30.673
9 -	31.988	21.488	53.476 (1)	81.31		15:55:24.149
10 -	32.603	21.683	54.286	80.10	0.810	15:56:18.435
11 -	32.649	21.576	54.225	80.19	0.749	15:57:12.660

P6 830 1000 Daniel HOLT		Aprilia RSV4 1100 - DBH Plastering				
IDEAL LAP TIME : 55.192		BEST LAP TIME : 55.402		DIFFERENCE : 0.210		
LAP	SECTOR 1	SECTOR 2	LAP TIME	MPH	DIFF	TIME OF DAY
1 -		24.115	1:05.497	66.39	10.095	15:47:47.665
2 -	36.606	23.299	59.905	72.59	4.503	15:48:47.570
3 -	35.147	22.791	57.938	75.05	2.536	15:49:45.508
4 -	34.861	22.406	57.267	75.93	1.865	15:50:42.775
5 -	34.313	22.144	56.457	77.02	1.055	15:51:39.232
6 -	34.044	22.185	56.229	77.33	0.827	15:52:35.461
7 -	33.445	22.282	55.727 (2)	78.03	0.325	15:53:31.188
8 -	33.411	22.381	55.792 (3)	77.94	0.390	15:54:26.980
9 -	34.465	22.395	56.860	76.47	1.458	15:55:23.840
10 -	33.509	22.338	55.847	77.86	0.445	15:56:19.687
11 -	33.621	21.781	55.402 (1)	78.49		15:57:15.089

P7 21 600 Toby FINNIS		Kawasaki ZX636 - NOKA				
IDEAL LAP TIME : 53.207		BEST LAP TIME : 53.234		DIFFERENCE : 0.027		
LAP	SECTOR 1	SECTOR 2	LAP TIME	MPH	DIFF	TIME OF DAY
1 -		23.358	1:28.458	49.15	35.224	15:48:10.626
2 -	35.466	22.607	58.073	74.88	4.839	15:49:08.699
3 -	34.739	21.939	56.678	76.72	3.444	15:50:05.377
4 -	33.270	22.697	55.967	77.69	2.733	15:51:01.344
5 -	33.090	21.363	54.453	79.85	1.219	15:51:55.797
6 -	33.144	21.334	54.478	79.82	1.244	15:52:50.275
7 -	33.297	21.397	54.694	79.50	1.460	15:53:44.969
8 -	32.426	22.163	54.589	79.66	1.355	15:54:39.558
9 -	32.232	21.002	53.234 (1)	81.68		15:55:32.792
10 -	32.205	21.222	53.427 (2)	81.39	0.193	15:56:26.219
11 -	32.599	21.277	53.876 (3)	80.71	0.642	15:57:20.095

P8 20 600 Nathan MILES		Triumph DAYTONA -				
IDEAL LAP TIME : 53.308		BEST LAP TIME : 53.308		DIFFERENCE : 0.000		
LAP	SECTOR 1	SECTOR 2	LAP TIME	MPH	DIFF	TIME OF DAY
1 -		23.422	1:27.531	49.68	34.223	15:48:09.699
2 -	36.141	22.824	58.965	73.74	5.657	15:49:08.664
3 -	34.408	22.171	56.579	76.85	3.271	15:50:05.243
4 -	33.792	22.730	56.522	76.93	3.214	15:51:01.765
5 -	33.606	22.208	55.814	77.91	2.506	15:51:57.579
6 -	32.963	21.657	54.620	79.61	1.312	15:52:52.199
7 -	32.990	21.369	54.359	79.99	1.051	15:53:46.558
8 -	32.618	21.481	54.099	80.38	0.791	15:54:40.657
9 -	32.301	21.253	53.554 (2)	81.20	0.246	15:55:34.211
10 -	32.219	21.715	53.934 (3)	80.62	0.626	15:56:28.145
11 -	32.196	21.112	53.308 (1)	81.57		15:57:21.453

BMCRC - MRO Championships 2023 - Rnd 1 @ Brands Hatch Indy

L&W Contractors BMCRC Rookie 600 & Rookie 1000

RACE 19 - SECTOR ANALYSIS



SECTOR 1 = FL to I1, SECTOR 2 = I1 to FL, DIFF = Difference To Personal Best Lap, P = Crossed Finish Line in Pit Lane, D = Time Disallowed

P9 28 600 Tom WALKER		Honda CBR600RR - TRWRacing GRPone				
IDEAL LAP TIME : 53.562		BEST LAP TIME : 53.562		DIFFERENCE : 0.000		
LAP	SECTOR 1	SECTOR 2	LAP TIME	MPH	DIFF	TIME OF DAY
1 -		22.720	1:27.610	49.63	34.048	15:48:09.778
2 -	34.837	22.213	57.050	76.22	3.488	15:49:06.828
3 -	34.036	22.031	56.067	77.56	2.505	15:50:02.895
4 -	34.251	22.449	56.700	76.69	3.138	15:50:59.595
5 -	33.929	21.750	55.679	78.10	2.117	15:51:55.274
6 -	33.472	21.477	54.949	79.13	1.387	15:52:50.223
7 -	33.317	21.899	55.216	78.75	1.654	15:53:45.439
8 -	32.787	21.701	54.488 (3)	79.80	0.926	15:54:39.927
9 -	32.397	21.165	53.562 (1)	81.18		15:55:33.489
10 -	32.879	21.992	54.871	79.25	1.309	15:56:28.360
11 -	33.084	21.193	54.277 (2)	80.11	0.715	15:57:22.637

P10 61 600 Jason GAMBLE		Kawasaki ZX6R -				
IDEAL LAP TIME : 53.278		BEST LAP TIME : 53.392		DIFFERENCE : 0.114		
LAP	SECTOR 1	SECTOR 2	LAP TIME	MPH	DIFF	TIME OF DAY
1 -		23.317	1:27.219	49.85	33.827	15:48:09.387
2 -	36.043	22.948	58.991	73.71	5.599	15:49:08.378
3 -	33.828	22.390	56.218	77.35	2.826	15:50:04.596
4 -	33.688	22.865	56.553	76.89	3.161	15:51:01.149
5 -	34.187	22.600	56.787	76.57	3.395	15:51:57.936
6 -	32.823	21.621	54.444	79.87	1.052	15:52:52.380
7 -	33.169	21.253	54.422 (3)	79.90	1.030	15:53:46.802
8 -	33.003	21.457	54.460	79.84	1.068	15:54:41.262
9 -	32.025	21.367	53.392 (1)	81.44		15:55:34.654
10 -	32.892	21.867	54.759	79.41	1.367	15:56:29.413
11 -	32.478	21.732	54.210 (2)	80.21	0.818	15:57:23.623

P11 123 1000 James VINCER		Yamaha YZFR1 - A W RACING LTD				
IDEAL LAP TIME : 56.663		BEST LAP TIME : 56.916		DIFFERENCE : 0.253		
LAP	SECTOR 1	SECTOR 2	LAP TIME	MPH	DIFF	TIME OF DAY
1 -		25.121	1:07.704	64.22	10.788	15:47:49.872
2 -	36.506	23.260	59.766	72.76	2.850	15:48:49.638
3 -	35.051	22.616	57.667	75.40	0.751	15:49:47.305
4 -	35.018	22.707	57.725	75.33	0.809	15:50:45.030
5 -	34.586	22.330	56.916 (1)	76.40		15:51:41.946
6 -	34.333	22.754	57.087 (3)	76.17	0.171	15:52:39.033
7 -	35.220	23.135	58.355	74.51	1.439	15:53:37.388
8 -	35.105	23.030	58.135	74.80	1.219	15:54:35.523
9 -	34.512	22.610	57.122	76.12	0.206	15:55:32.645
10 -	34.483	22.465	56.948 (2)	76.36	0.032	15:56:29.593
11 -	34.763	22.581	57.344	75.83	0.428	15:57:26.937

P12 23 1000 Jason PAES		Aprilia RSV4 - J&R Electrical Ltd				
IDEAL LAP TIME : 55.907		BEST LAP TIME : 55.907		DIFFERENCE : 0.000		
LAP	SECTOR 1	SECTOR 2	LAP TIME	MPH	DIFF	TIME OF DAY
1 -		26.905	1:11.476	60.83	15.569	15:47:53.644
2 -	39.324	25.547	1:04.871	67.03	8.964	15:48:58.515
3 -	38.259	24.799	1:03.058	68.96	7.151	15:50:01.573
4 -	36.567	23.829	1:00.396	72.00	4.489	15:51:01.969
5 -	35.701	22.730	58.431	74.42	2.524	15:52:00.400
6 -	34.825	22.415	57.240	75.97	1.333	15:52:57.640
7 -	34.686	23.406	58.092	74.85	2.185	15:53:55.732
8 -	34.833	22.791	57.624	75.46	1.717	15:54:53.356
9 -	34.149	22.280	56.429 (3)	77.06	0.522	15:55:49.785
10 -	34.240	22.073	56.313 (2)	77.22	0.406	15:56:46.098
11 -	33.959	21.948	55.907 (1)	77.78		15:57:42.005

BMCRC - MRO Championships 2023 - Rnd 1 @ Brands Hatch Indy

L&W Contractors BMCRC Rookie 600 & Rookie 1000

RACE 19 - SECTOR ANALYSIS



SECTOR 1 = FL to I1, SECTOR 2 = I1 to FL, DIFF = Difference To Personal Best Lap, P = Crossed Finish Line in Pit Lane, D = Time Disallowed

P13 187 1000 Scott DERMOTT			Yamaha R1 - TwoClicksOut Racing			
IDEAL LAP TIME : 58.025		BEST LAP TIME : 58.189		DIFFERENCE : 0.164		
LAP	SECTOR 1	SECTOR 2	LAP TIME	MPH	DIFF	TIME OF DAY
1 -		27.060	1:10.257	61.89	12.068	15:47:52.425
2 -	39.316	25.718	1:05.034	66.86	6.845	15:48:57.459
3 -	37.554	24.203	1:01.757	70.41	3.568	15:49:59.216
4 -	36.398	23.633	1:00.031	72.43	1.842	15:50:59.247
5 -	35.827	22.914	58.741	74.03	0.552	15:51:57.988
6 -	35.361	23.190	58.551 (3)	74.27	0.362	15:52:56.539
7 -	35.237	24.234	59.471	73.12	1.282	15:53:56.010
8 -	35.959	23.175	59.134	73.53	0.945	15:54:55.144
9 -	35.111	23.085	58.196 (2)	74.72	0.007	15:55:53.340
10 -	35.247	22.942	58.189 (1)	74.73		15:56:51.529

P14 89 600 Marco STRILLOZZI			Yamaha R6 - KLUAPP.COM			
IDEAL LAP TIME : 55.657		BEST LAP TIME : 55.663		DIFFERENCE : 0.006		
LAP	SECTOR 1	SECTOR 2	LAP TIME	MPH	DIFF	TIME OF DAY
1 -		25.129	1:33.695	46.41	38.032	15:48:15.863
2 -	37.120	23.715	1:00.835	71.48	5.172	15:49:16.698
3 -	36.673	23.333	1:00.006	72.46	4.343	15:50:16.704
4 -	35.134	22.724	57.858	75.15	2.195	15:51:14.562
5 -	35.570	23.033	58.603	74.20	2.940	15:52:13.165
6 -	35.211	22.697	57.908	75.09	2.245	15:53:11.073
7 -	34.439	22.822	57.261	75.94	1.598	15:54:08.334
8 -	33.896	22.140	56.036 (2)	77.60	0.373	15:55:04.370
9 -	33.805	21.858	55.663 (1)	78.12		15:56:00.033
10 -	33.799	22.632	56.431 (3)	77.06	0.768	15:56:56.464

P15 115 600 Brian MAHER			Yamaha R6 -			
IDEAL LAP TIME : 55.793		BEST LAP TIME : 55.793		DIFFERENCE : 0.000		
LAP	SECTOR 1	SECTOR 2	LAP TIME	MPH	DIFF	TIME OF DAY
1 -		24.469	1:31.005	47.78	35.212	15:48:13.173
2 -	37.614	24.617	1:02.231	69.87	6.438	15:49:15.404
3 -	37.014	23.449	1:00.463	71.92	4.670	15:50:15.867
4 -	36.287	22.707	58.994	73.71	3.201	15:51:14.861
5 -	35.620	22.920	58.540	74.28	2.747	15:52:13.401
6 -	35.862	22.481	58.343	74.53	2.550	15:53:11.744
7 -	34.581	22.206	56.787	76.57	0.994	15:54:08.531
8 -	34.530	21.955	56.485 (3)	76.98	0.692	15:55:05.016
9 -	34.067	21.726	55.793 (1)	77.94		15:56:00.809
10 -	34.099	21.934	56.033 (2)	77.60	0.240	15:56:56.842

P16 4 600 Kallum BEDWELL			Yamaha R6 - KB			
IDEAL LAP TIME : 57.385		BEST LAP TIME : 57.644		DIFFERENCE : 0.259		
LAP	SECTOR 1	SECTOR 2	LAP TIME	MPH	DIFF	TIME OF DAY
1 -		25.225	1:33.596	46.46	35.952	15:48:15.764
2 -	36.319	24.124	1:00.443	71.94	2.799	15:49:16.207
3 -	36.105	23.250	59.355	73.26	1.711	15:50:15.562
4 -	35.313	23.427	58.740	74.03	1.096	15:51:14.302
5 -	35.376	23.419	58.795	73.96	1.151	15:52:13.097
6 -	35.410	23.332	58.742	74.02	1.098	15:53:11.839
7 -	35.005	22.639	57.644 (1)	75.43		15:54:09.483
8 -	34.878	23.121	57.999 (3)	74.97	0.355	15:55:07.482
9 -	34.746	22.915	57.661 (2)	75.41	0.017	15:56:05.143
10 -	35.408	23.256	58.664	74.12	1.020	15:57:03.807

BMCRC - MRO Championships 2023 - Rnd 1 @ Brands Hatch Indy

L&W Contractors BMCRC Rookie 600 & Rookie 1000

RACE 19 - SECTOR ANALYSIS



SECTOR 1 = FL to I1, SECTOR 2 = I1 to FL, DIFF = Difference To Personal Best Lap, P = Crossed Finish Line in Pit Lane, D = Time Disallowed

P17 65 600 Francesco MONTINI			Triumph DAYTONA 675R - Sara Johnson			
IDEAL LAP TIME : 57.274		BEST LAP TIME : 57.923		DIFFERENCE : 0.649		
LAP	SECTOR 1	SECTOR 2	LAP TIME	MPH	DIFF	TIME OF DAY
1 -		24.798	1:33.975	46.27	36.052	15:48:16.143
2 -	38.396	24.151	1:02.547	69.52	4.624	15:49:18.690
3 -	35.793	23.074	58.867	73.87	0.944	15:50:17.557
4 -	35.122	23.287	58.409	74.45	0.486	15:51:15.966
5 -	34.865	23.331	58.196 (3)	74.72	0.273	15:52:14.162
6 -	35.517	22.610	58.127 (2)	74.81	0.204	15:53:12.289
7 -	34.965	22.958	57.923 (1)	75.07		15:54:10.212
8 -	36.144	23.831	59.975	72.50	2.052	15:55:10.187
9 -	34.664	23.757	58.421	74.43	0.498	15:56:08.608
10 -	36.079	23.149	59.228	73.42	1.305	15:57:07.836

P18 395 600 William NICHOLLS			Yamaha R6 - Will Nicholls Farriery			
IDEAL LAP TIME : 58.849		BEST LAP TIME : 59.647		DIFFERENCE : 0.798		
LAP	SECTOR 1	SECTOR 2	LAP TIME	MPH	DIFF	TIME OF DAY
1 -		25.154	1:34.882	45.83	35.235	15:48:17.050
2 -	38.386	25.769	1:04.155	67.78	4.508	15:49:21.205
3 -	37.909	23.810	1:01.719	70.45	2.072	15:50:22.924
4 -	36.824	23.848	1:00.672	71.67	1.025	15:51:23.596
5 -	36.667	23.658	1:00.325	72.08	0.678	15:52:23.921
6 -	36.423	24.244	1:00.667	71.67	1.020	15:53:24.588
7 -	37.114	24.234	1:01.348	70.88	1.701	15:54:25.936
8 -	36.945	22.878	59.823 (2)	72.69	0.176	15:55:25.759
9 -	35.971	23.676	59.647 (1)	72.90		15:56:25.406
10 -	36.794	23.161	59.955 (3)	72.53	0.308	15:57:25.361

P19 90 600 Tom ELLIOTT			Yamaha R6 -			
IDEAL LAP TIME : 59.498		BEST LAP TIME : 59.498		DIFFERENCE : 0.000		
LAP	SECTOR 1	SECTOR 2	LAP TIME	MPH	DIFF	TIME OF DAY
1 -		25.301	1:34.680	45.92	35.182	15:48:16.848
2 -	38.311	25.688	1:03.999	67.94	4.501	15:49:20.847
3 -	37.447	24.256	1:01.703	70.47	2.205	15:50:22.550
4 -	36.739	24.007	1:00.746	71.58	1.248	15:51:23.296
5 -	36.678	23.756	1:00.434	71.95	0.936	15:52:23.730
6 -	36.280	24.333	1:00.613	71.74	1.115	15:53:24.343
7 -	37.003	23.990	1:00.993	71.29	1.495	15:54:25.336
8 -	36.080	23.418	59.498 (1)	73.08		15:55:24.834
9 -	36.308	23.996	1:00.304 (3)	72.11	0.806	15:56:25.138
10 -	36.448	23.807	1:00.255 (2)	72.17	0.757	15:57:25.393

P20 150 600 Stuart MELHIUSH			Triumph 675 -			
IDEAL LAP TIME : 1:02.716		BEST LAP TIME : 1:03.228		DIFFERENCE : 0.512		
LAP	SECTOR 1	SECTOR 2	LAP TIME	MPH	DIFF	TIME OF DAY
1 -		25.222	1:36.710	44.96	33.482	15:48:18.878
2 -	39.625	24.997	1:04.622	67.29	1.394	15:49:23.500
3 -	38.551	25.188	1:03.739	68.22	0.511	15:50:27.239
4 -	38.847	24.906	1:03.753	68.21	0.525	15:51:30.992
5 -	38.486	24.742	1:03.228 (1)	68.77		15:52:34.220
6 -	38.222	25.016	1:03.238 (2)	68.76	0.010	15:53:37.458
7 -	38.870	25.269	1:04.139	67.79	0.911	15:54:41.597
8 -	38.966	24.802	1:03.768	68.19	0.540	15:55:45.365
9 -	39.067	24.494	1:03.561 (3)	68.41	0.333	15:56:48.926
10 -	39.685	26.486	1:06.171	65.71	2.943	15:57:55.097

BMCRC - MRO Championships 2023 - Rnd 1 @ Brands Hatch Indy

L&W Contractors BMCRC Rookie 600 & Rookie 1000

RACE 19 - SECTOR ANALYSIS



SECTOR 1 = FL to I1, SECTOR 2 = I1 to FL, DIFF = Difference To Personal Best Lap, P = Crossed Finish Line in Pit Lane, D = Time Disallowed

P21 43 600 Paul NIELD		Honda CBR600RR -				
IDEAL LAP TIME : 1:04.364		BEST LAP TIME : 1:04.451		DIFFERENCE : 0.087		
LAP	SECTOR 1	SECTOR 2	LAP TIME	MPH	DIFF	TIME OF DAY
1 -		25.927	1:33.879	46.32	29.428	15:48:16.047
2 -	38.882	25.569	1:04.451 (1)	67.47		15:49:20.498

BMCRC - MRO Championships 2023 - Rnd 1 @ Brands Hatch Indy

L&W Contractors BMCRC Rookie 600 & Rookie 1000

RACE 19 - BEST SECTORS

SECTOR 1			SECTOR 2			IDEAL / BEST COMPARISON						
POS	NO	NAME	TIME	NO	NAME	TIME	POS	NO	NAME	IDEAL	BEST	DIFF
									PERFECT LAP	51.783		
1	87	THOMPSON	31.092	33	BLACKFORD	20.691	1	87	THOMPSON	51.793	51.793	0.000
2	33	BLACKFORD	31.306	87	THOMPSON	20.701	2	33	BLACKFORD	51.997	52.052	0.055
3	24	MANLEY	31.988	21	FINNIS	21.002	3	21	FINNIS	53.207	53.234	0.027
4	61	GAMBLE	32.025	20	MILES	21.112	4	61	GAMBLE	53.278	53.392	0.114
5	20	MILES	32.196	28	WALKER	21.165	5	20	MILES	53.308	53.308	0.000
6	21	FINNIS	32.205	61	GAMBLE	21.253	6	24	MANLEY	53.424	53.476	0.052
7	28	WALKER	32.397	24	MANLEY	21.436	7	28	WALKER	53.562	53.562	0.000
8	100	CRANSTONE	32.815	100	CRANSTONE	21.448	8	100	CRANSTONE	54.263	54.337	0.074
9	149	WILKINS	33.145	115	MAHER	21.726	9	149	WILKINS	54.989	54.989	0.000
10	830	HOLT	33.411	830	HOLT	21.781	10	830	HOLT	55.192	55.402	0.210
11	89	STRILLOZZI	33.799	149	WILKINS	21.844	11	89	STRILLOZZI	55.657	55.663	0.006
12	23	PAES	33.959	89	STRILLOZZI	21.858	12	115	MAHER	55.793	55.793	0.000
13	115	MAHER	34.067	23	PAES	21.948	13	23	PAES	55.907	55.907	0.000
14	123	VINCER	34.333	123	VINCER	22.330	14	123	VINCER	56.663	56.916	0.253
15	65	MONTINI	34.664	65	MONTINI	22.610	15	65	MONTINI	57.274	57.923	0.649
16	4	BEDWELL	34.746	4	BEDWELL	22.639	16	4	BEDWELL	57.385	57.644	0.259
17	187	DERMOTT	35.111	395	NICHOLLS	22.878	17	187	DERMOTT	58.025	58.189	0.164
18	395	NICHOLLS	35.971	187	DERMOTT	22.914	18	395	NICHOLLS	58.849	59.647	0.798
19	90	ELLIOTT	36.080	90	ELLIOTT	23.418	19	90	ELLIOTT	59.498	59.498	0.000
20	150	MELHIUSH	38.222	150	MELHIUSH	24.494	20	150	MELHIUSH	1:02.716	1:03.228	0.512
21	43	NIELD	38.795	43	NIELD	25.569	21	43	NIELD	1:04.364	1:04.451	0.087
22												
23												

BMCRC - MRO Championships 2023 - Rnd 1 @ Brands Hatch Indy

L&W Contractors BMCRC Rookie 600 & Rookie 1000

RACE 19 - STATISTICS

Competitors Started	23
Planned Start	2023-03-12 @ 16:00:00.000
Actual Start	2023-03-12 @ 15:46:42.167
Finish Time	2023-03-12 @ 15:56:49.324
Track Length	1.2079mi.
Total Laps	214
Total Distance Covered	258.5003mi.

Session Fastest Lap History

NO	CL	NAME	LAP TIME	TIME OF DAY	LAP	VEHICLE
33	1000	Luke BLACKFORD	58.394	15:48:42.990	2	Ducati 1299
24	600	Callum MANLEY	55.549	15:49:03.416	2	Honda CBR600 RR
24	600	Callum MANLEY	55.373	15:49:58.789	3	Honda CBR600 RR
87	1000	Karl THOMPSON	55.117	15:50:36.365	4	Yamaha R1
24	600	Callum MANLEY	54.511	15:50:53.300	4	Honda CBR600 RR
87	1000	Karl THOMPSON	54.504	15:51:30.868	5	Yamaha R1
21	600	Toby FINNIS	54.453	15:51:55.831	5	Kawasaki ZX636
33	1000	Luke BLACKFORD	54.258	15:52:24.629	6	Ducati 1299
33	1000	Luke BLACKFORD	53.894	15:53:18.518	7	Ducati 1299
87	1000	Karl THOMPSON	53.754	15:53:18.897	7	Yamaha R1
33	1000	Luke BLACKFORD	52.764	15:54:11.283	8	Ducati 1299
33	1000	Luke BLACKFORD	52.052	15:55:57.142	10	Ducati 1299
87	1000	Karl THOMPSON	51.793	15:56:50.469	11	Yamaha R1

Session Leader History

NO	CL	NAME	FROM LAP	LAPS LED	DISTANCE	VEHICLE
33	1000	Luke BLACKFORD	1	11	13.28 miles	Ducati 1299

Flag History

TYPE	TIME OF DAY
GREEN	15:46:42.167
FINISH	15:56:49.324

Flag Statistics

TYPE	COUNT	TOTAL LAPS	TOTAL TIME
Green	1	11	11:19.515
Red	0	0	0.000
Safety Car	0	0	0.000
FCY	0	0	0.000

BMCRC - MRO Championships 2023 - Rnd 1 @ Brands Hatch Indy

L&W Contractors BMCRC Rookie 600 & Rookie 1000

RACE 19 - STATISTICS

CLASS : 1000

10 Starters

Fastest Lap History

NO	NAME	LAP TIME	TIME OF DAY	LAP	VEHICLE
33	Luke BLACKFORD	58.394	15:48:42.990	2	Ducati 1299
33	Luke BLACKFORD	56.441	15:49:39.427	3	Ducati 1299
87	Karl THOMPSON	55.895	15:49:41.248	3	Yamaha R1
33	Luke BLACKFORD	55.828	15:50:35.256	4	Ducati 1299
87	Karl THOMPSON	55.117	15:50:36.365	4	Yamaha R1
33	Luke BLACKFORD	55.111	15:51:30.368	5	Ducati 1299
87	Karl THOMPSON	54.504	15:51:30.868	5	Yamaha R1
33	Luke BLACKFORD	54.258	15:52:24.629	6	Ducati 1299
33	Luke BLACKFORD	53.894	15:53:18.518	7	Ducati 1299
87	Karl THOMPSON	53.754	15:53:18.897	7	Yamaha R1
33	Luke BLACKFORD	52.764	15:54:11.283	8	Ducati 1299
33	Luke BLACKFORD	52.052	15:55:57.142	10	Ducati 1299
87	Karl THOMPSON	51.793	15:56:50.469	11	Yamaha R1

Leader History

NO	NAME	FROM LAP	LAPS LED	DISTANCE	VEHICLE
33	Luke BLACKFORD	1	11	13.28 miles	Ducati 1299

BMCRC - MRO Championships 2023 - Rnd 1 @ Brands Hatch Indy

L&W Contractors BMCRC Rookie 600 & Rookie 1000

RACE 19 - STATISTICS

CLASS : 600

13 Starters

Fastest Lap History

NO	NAME	LAP TIME	TIME OF DAY	LAP	VEHICLE
24	Callum MANLEY	55.549	15:49:03.416	2	Honda CBR600 RR
24	Callum MANLEY	55.373	15:49:58.789	3	Honda CBR600 RR
24	Callum MANLEY	54.511	15:50:53.300	4	Honda CBR600 RR
21	Toby FINNIS	54.453	15:51:55.831	5	Kawasaki ZX636
61	Jason GAMBLE	54.444	15:52:52.402	6	Kawasaki ZX6R
24	Callum MANLEY	54.099	15:53:36.637	7	Honda CBR600 RR
24	Callum MANLEY	54.042	15:54:30.681	8	Honda CBR600 RR
24	Callum MANLEY	53.476	15:55:24.156	9	Honda CBR600 RR
21	Toby FINNIS	53.234	15:55:32.825	9	Kawasaki ZX636

Leader History

NO	NAME	FROM LAP	LAPS LED	DISTANCE	VEHICLE
24	Callum MANLEY	1	11	13.28 miles	Honda CBR600 RR



BMCRC F1 & F2 SIDECARS



BMCRC-MRO Championships - Round 1
Brands Hatch Indy
11th / 12th March 2023



Timing & Results Provided by Timing Solutions Ltd

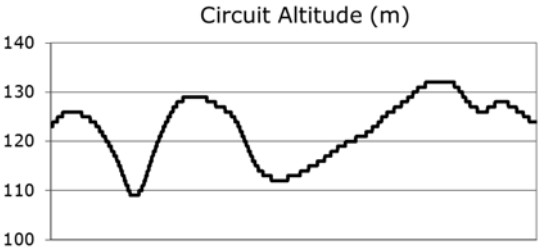
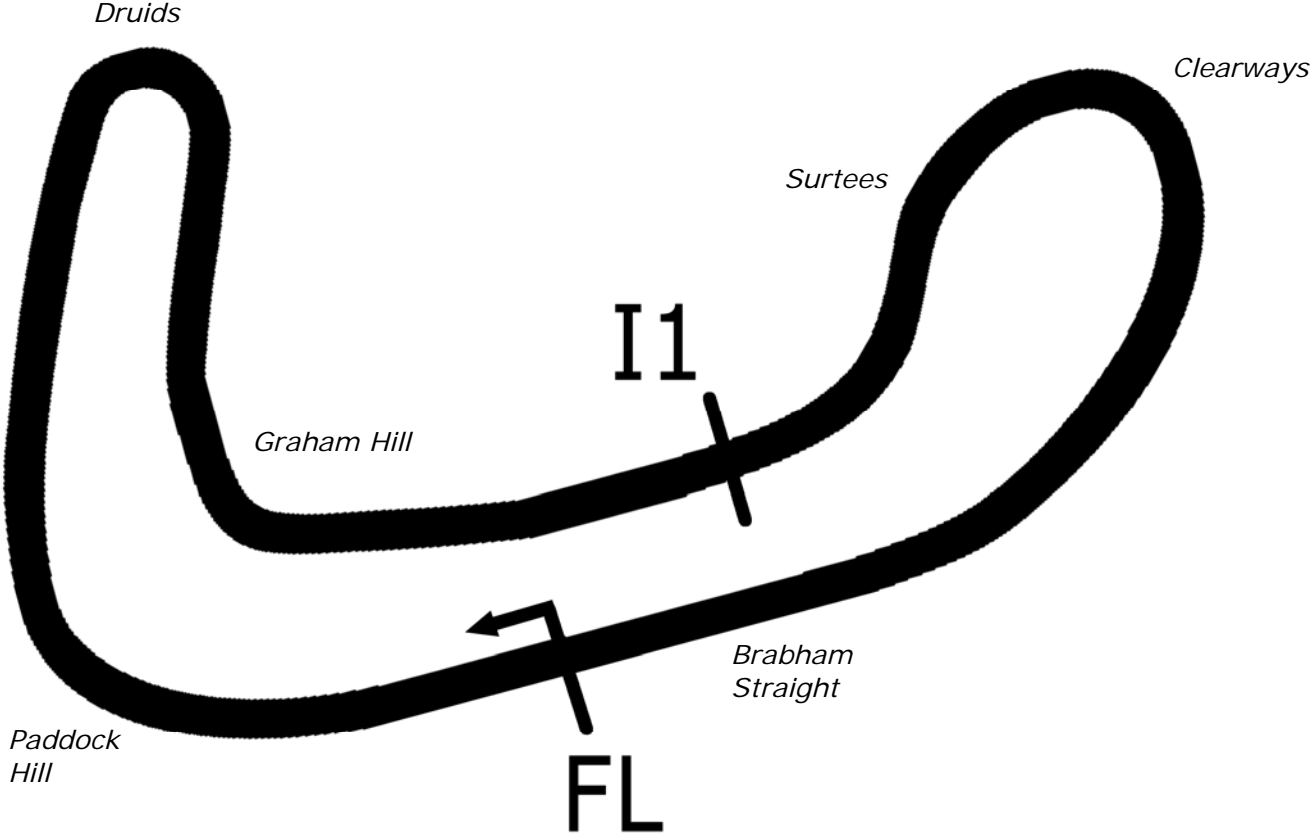
www.tsl-timing.com

Brands Hatch Indy



SPORTS TIMING

TIMING SOLUTIONS LTD



Length	1.2079 miles	1944.0 m	
FL		51.36032 N	0.26032 E
I1	1112m	51.35934 N	0.25955 E
Pit Entry	1669m	51.35911 N	0.25743 E
Pit Exit	26m after FL	51.36027 N	0.26078 E
Pit Entry–Pit Exit 277m, 16.6s @60kph, 12.4s @80kph			

BMCRC - MRO Championships 2023 - Rnd 1 @ Brands Hatch Indy

BMCRC F1 & F2 Sidecars

QUALIFYING - CLASSIFICATION



POS	NO	CL	PIC NAME	ENTRY	TIME	ON	LAPS	GAP	DIFF	MPH
1	11	F1	1 GILBERT / HILDIGE	Ryde - West Ewell fencing	51.962	5	7			83.68
2	4	F1	2 MOLYNEUX / SAYLE	KTM 890 R - A&J racing	53.106	6	8	1.144	1.144	81.88
3	33	F2	1 S. HEGARTY / NEAVE	Baker HONDA - Sean Hegarty Ltd	53.572	5	10	1.610	0.466	81.17
4	144	F2	2 A. FOUNDS / LOWTHER	LCR YAMAHA R6 - Indelible Ink Tattoo - Gosport	54.333	7	10	2.371	0.761	80.03
5	9	F2	3 CLARKE / JOHNSON	Windle Yamaha - Eddys Moto	54.507	9	9	2.545	0.174	79.78
6	26	F2	4 ATKINSON / MIDDLETON	Bellas F2 -	54.832	5	5	2.870	0.325	79.30
7	65	F1	3 FAIERS / PLUCKROSE	Dean Ryde YAMAHA R6 - AWracing ltd	54.898	9	9	2.936	0.066	79.21
8	7	F2	5 PEARSON / PARKER	LCR Suzuki - ABS Racing	54.948	8	8	2.986	0.050	79.14
9	69	F2	6 LAMBERT / HAYNES	LCR Honda - graham anne ward	55.074	4	4	3.112	0.126	78.95
10	28	F2	7 KING / SIGSWORTH	Lumley Ireson F2 - Townsend Motors	55.953	5	9	3.991	0.879	77.71
11	62*	F1	4 WRIGHT / BAILEY	RYDE F998 Yamaha - Stainless Steel Designs Ltd.	56.945	4	4	4.983	0.992	76.36
12	17	F2	8 THOMAS / COLE	Ireson HONDA - Team Walters And Thomas Sidecar ra	57.086	7	10	5.124	0.141	76.17
13	121	F1	5 LAWRENCE / PYMM	LCR YAMAHA - highfield transport, JHM autos	57.702	8	9	5.740	0.616	75.36
14	10	F1	6 WEBB / HOPE	LCR YAMAHA - N W Services	58.630	4	4	6.668	0.928	74.17
15	93*	F2	9 GRISTWOOD / SMITH	Suzuki - Gristwood&Toms	58.741	5	7	6.779	0.111	74.03
16	67	F1	7 JEFFREY / FIELD	Windle F1 - MJP/wesso racing	58.869	8	10	6.907	0.128	73.86
17	83	F2	10 BUCHANAN / EVANS	Lumley Kawasaki - Bull Inn Racing	1:00.491	4	7	8.529	1.622	71.88
18	25	F1	8 MACLAURIN/ HOPE	Ars1 YAMAHA R6 - Amr	1:04.347	1	3	12.385	3.856	67.58
19	113	F2	11 HANDCOCK / MORALEE	Shelbourne F2 - r j contracting	1:04.887	1	1	12.925	0.540	67.01
20	19	F1	9 MACBRIDE / EDWARDS	LCR YAMAHA 600 - Lifesafety Motorsport	1:10.311	4	7	18.349	5.424	61.84
21	135	F2	12 CROWE / LUDLOW	Suzuki -	1:12.535	2	2	20.573	2.224	59.95
22	13	F2	13 M. HEGARTY / WHITNALL	Shelbourne HONDA - Mark Hegarty Surfacing			0			

* No. 62 - Please fit a working transponder

* No. 93 - Fastest lap removed - yellow flag infringement

Weather / Track : Cloudy / Dry

These results are provisional until the conclusion of any judicial and technical matters.

Brands Hatch Indy: 1.2079 miles
Date: 11/03/2023 Start: 09:15 Finish: 09:28

Clerk Of Course :	Stewards :	Timekeeper : <i>Craig Smith</i>
-------------------	------------	------------------------------------

Results can be found at www.tsl-timing.com

Printed - 09:30 Saturday, 11 March 2023



BMCRC - MRO Championships 2023 - Rnd 1 @ Brands Hatch Indy

BMCRC F1 & F2 Sidecars

QUALIFYING - SECTOR ANALYSIS



SECTOR 1 = FL to I1, SECTOR 2 = I1 to FL, DIFF = Difference To Personal Best Lap, P = Crossed Finish Line in Pit Lane, D = Time Disallowed

P1		11 F1		GILBERT / HILDIGE		Ryde - West Ewell fencing	
IDEAL LAP TIME : 51.962		BEST LAP TIME : 51.962		DIFFERENCE : 0.000			
LAP	SECTOR 1	SECTOR 2	LAP TIME	MPH	DIFF	TIME OF DAY	
1 -	36.535	22.942	59.477	73.11	7.515	09:17:22.494	
2 -	33.085	21.602	54.687	79.51	2.725	09:18:17.181	
3 -	31.787	21.019	52.806 (3)	82.35	0.844	09:19:09.987	
4 -	32.161	21.038	53.199	81.74	1.237	09:20:03.186	
5 -	31.019	20.943	51.962 (1)	83.68		09:20:55.148	
6 -	31.646	22.523	54.169	80.27	2.207	09:21:49.317	
7 -	31.159	20.958	52.117 (2)	83.43	0.155	09:22:41.434	

P2		4 F1		MOLYNEUX / SAYLE		KTM 890 R - A&J racing	
IDEAL LAP TIME : 53.106		BEST LAP TIME : 53.106		DIFFERENCE : 0.000			
LAP	SECTOR 1	SECTOR 2	LAP TIME	MPH	DIFF	TIME OF DAY	
1 -	36.298	23.343	59.641	72.91	6.535	09:17:17.328	
2 -	33.855	22.558	56.413	77.08	3.307	09:18:13.741	
3 -	33.460	22.891	56.351	77.16	3.245	09:19:10.092	
4 -	34.509	23.084	57.593	75.50	4.487	09:20:07.685	
5 -	31.944	21.635	53.579 (2)	81.16	0.473	09:21:01.264	
6 -	31.628	21.478	53.106 (1)	81.88		09:21:54.370	
7 -	32.119	21.640	53.759 (3)	80.89	0.653	09:22:48.129	
8 -	32.042	21.824	53.866	80.73	0.760	09:23:41.995	

P3		33 F2		S. HEGARTY / NEAVE		Baker HONDA - Sean Hegarty ltd	
IDEAL LAP TIME : 52.912		BEST LAP TIME : 53.572		DIFFERENCE : 0.660			
LAP	SECTOR 1	SECTOR 2	LAP TIME	MPH	DIFF	TIME OF DAY	
1 -	39.163	23.465	1:02.628	69.43	9.056	09:17:42.591	
2 -	35.858	24.455	1:00.313	72.10	6.741	09:18:42.904	
3 -	33.885	22.727	56.612	76.81	3.040	09:19:39.516	
4 -	32.697	22.595	55.292	78.64	1.720	09:20:34.808	
5 -	31.831	21.741	53.572 (1)	81.17		09:21:28.380	
6 -	32.256	21.674	53.930	80.63	0.358	09:22:22.310	
7 -	31.961	24.111	56.072	77.55	2.500	09:23:18.382	
8 -	31.763	21.833	53.596 (2)	81.13	0.024	09:24:11.978	
9 -	31.424	22.199	53.623 (3)	81.09	0.051	09:25:05.601	
10 -	32.511	21.488	53.999	80.53	0.427	09:25:59.600	

P4		144 F2		A. FOUNDS / LOWTHER		LCR YAMAHA R6 - Indelible Ink Tattoo - Gosport	
IDEAL LAP TIME : 53.956		BEST LAP TIME : 54.333		DIFFERENCE : 0.377			
LAP	SECTOR 1	SECTOR 2	LAP TIME	MPH	DIFF	TIME OF DAY	
1 -	39.764	25.794	1:05.558	66.33	11.225	09:17:41.790	
2 -	38.180	25.657	1:03.837	68.12	9.504	09:18:45.627	
3 -	34.985	24.105	59.090	73.59	4.757	09:19:44.717	
4 -	34.421	23.600	58.021	74.94	3.688	09:20:42.738	
5 -	34.700	22.892	57.592	75.50	3.259	09:21:40.330	
6 -	32.063	22.333	54.396 (2)	79.94	0.063	09:22:34.726	
7 -	32.440	21.893	54.333 (1)	80.03		09:23:29.059	
8 -	32.727	IN PIT	3:41.465 P	19.63	2:47.132	09:27:10.524	
9 -	OUTLAP	22.603	1:01.027	71.25	6.694	09:28:11.551	
10 -	32.800	22.447	55.247 (3)	78.71	0.914	09:29:06.798	

BMCRC - MRO Championships 2023 - Rnd 1 @ Brands Hatch Indy

BMCRC F1 & F2 Sidecars

QUALIFYING - SECTOR ANALYSIS



SECTOR 1 = FL to I1, SECTOR 2 = I1 to FL, DIFF = Difference To Personal Best Lap, P = Crossed Finish Line in Pit Lane, D = Time Disallowed

P5		9 F2		CLARKE / JOHNSON		Windle Yamaha - Eddys Moto	
IDEAL LAP TIME : 54.282		BEST LAP TIME : 54.507		DIFFERENCE : 0.225			
LAP	SECTOR 1	SECTOR 2	LAP TIME	MPH	DIFF	TIME OF DAY	
1 -	35.819	23.649	59.468	73.12	4.961	09:17:45.985	
2 -	33.521	23.608	57.129	76.11	2.622	09:18:43.114	
3 -	33.319	22.535	55.854	77.85	1.347	09:19:38.968	
4 -	33.016	22.662	55.678	78.10	1.171	09:20:34.646	
5 -	32.416	22.245	54.661 (3)	79.55	0.154	09:21:29.307	
6 -	33.469	22.178	55.647	78.14	1.140	09:22:24.954	
7 -	32.169	22.475	54.644 (2)	79.58	0.137	09:23:19.598	
8 -	34.355	22.561	56.916	76.40	2.409	09:24:16.514	
9 -	32.394	22.113	54.507 (1)	79.78		09:25:11.021	

P6		26 F2		ATKINSON / MIDDLETON		Bellas F2 -	
IDEAL LAP TIME : 54.724		BEST LAP TIME : 54.832		DIFFERENCE : 0.108			
LAP	SECTOR 1	SECTOR 2	LAP TIME	MPH	DIFF	TIME OF DAY	
1 -	OUTLAP	23.562	1:04.994	66.90	10.162	09:23:48.823	
2 -	33.708	22.672	56.380	77.13	1.548	09:24:45.203	
3 -	32.784	22.252	55.036 (3)	79.01	0.204	09:25:40.239	
4 -	32.814	22.196	55.010 (2)	79.05	0.178	09:26:35.249	
5 -	32.528	22.304	54.832 (1)	79.30		09:27:30.081	

P7		65 F1		FAIERS / PLUCKROSE		Dean Ryde YAMAHA R6 - AWracing ltd	
IDEAL LAP TIME : 54.898		BEST LAP TIME : 54.898		DIFFERENCE : 0.000			
LAP	SECTOR 1	SECTOR 2	LAP TIME	MPH	DIFF	TIME OF DAY	
1 -	37.498	IN PIT	2:19.683 P	31.13	1:24.785	09:18:43.666	
2 -	OUTLAP	23.025	1:01.722	70.45	6.824	09:19:45.388	
3 -	34.456	22.799	57.255	75.95	2.357	09:20:42.643	
4 -	33.380	23.028	56.408	77.09	1.510	09:21:39.051	
5 -	33.107	22.707	55.814 (3)	77.91	0.916	09:22:34.865	
6 -	34.232	22.636	56.868	76.46	1.970	09:23:31.733	
7 -	32.900	22.330	55.230 (2)	78.73	0.332	09:24:26.963	
8 -	33.506	22.870	56.376	77.13	1.478	09:25:23.339	
9 -	32.631	22.267	54.898 (1)	79.21		09:26:18.237	

P8		7 F2		PEARSON / PARKER		LCR Suzuki - ABS Racing	
IDEAL LAP TIME : 54.948		BEST LAP TIME : 54.948		DIFFERENCE : 0.000			
LAP	SECTOR 1	SECTOR 2	LAP TIME	MPH	DIFF	TIME OF DAY	
1 -	38.454	24.203	1:02.657	69.40	7.709	09:17:30.197	
2 -	34.725	23.415	58.140	74.79	3.192	09:18:28.337	
3 -	34.440	22.755	57.195	76.03	2.247	09:19:25.532	
4 -	33.461	23.578	57.039	76.23	2.091	09:20:22.571	
5 -	32.952	23.320	56.272 (2)	77.27	1.324	09:21:18.843	
6 -	33.405	24.394	57.799	75.23	2.851	09:22:16.642	
7 -	33.059	23.524	56.583 (3)	76.85	1.635	09:23:13.225	
8 -	32.533	22.415	54.948 (1)	79.14		09:24:08.173	

P9		69 F2		LAMBERT / HAYNES		LCR Honda - graham anne ward	
IDEAL LAP TIME : 54.710		BEST LAP TIME : 55.074		DIFFERENCE : 0.364			
LAP	SECTOR 1	SECTOR 2	LAP TIME	MPH	DIFF	TIME OF DAY	
1 -	36.258	22.702	58.960	73.75	3.886	09:17:36.059	
2 -	33.070	22.563	55.633 (3)	78.16	0.559	09:18:31.692	
3 -	33.183	22.295	55.478 (2)	78.38	0.404	09:19:27.170	
4 -	32.585	22.489	55.074 (1)	78.95		09:20:22.244	

BMCRC - MRO Championships 2023 - Rnd 1 @ Brands Hatch Indy

BMCRC F1 & F2 Sidecars

QUALIFYING - SECTOR ANALYSIS



SECTOR 1 = FL to I1, SECTOR 2 = I1 to FL, DIFF = Difference To Personal Best Lap, P = Crossed Finish Line in Pit Lane, D = Time Disallowed

P10 28 F2 KING / SIGSWORTH		Lumley Ireson F2 - Townsend Motors				
IDEAL LAP TIME : 55.842		BEST LAP TIME : 55.953		DIFFERENCE : 0.111		
LAP	SECTOR 1	SECTOR 2	LAP TIME	MPH	DIFF	TIME OF DAY
1 -	38.528	23.395	1:01.923	70.22	5.970	09:17:39.169
2 -	35.375	24.618	59.993	72.48	4.040	09:18:39.162
3 -	35.428	22.947	58.375	74.49	2.422	09:19:37.537
4 -	34.195	23.007	57.202	76.02	1.249	09:20:34.739
5 -	33.490	22.463	55.953 (1)	77.71		09:21:30.692
6 -	33.743	22.380	56.123 (2)	77.48	0.170	09:22:26.815
7 -	33.462	22.790	56.252 (3)	77.30	0.299	09:23:23.067
8 -	34.958	22.736	57.694	75.37	1.741	09:24:20.761
9 -	33.794	22.878	56.672	76.73	0.719	09:25:17.433

P11 62 F1 WRIGHT / BAILEY		RYDE F998 Yamaha - Stainless Steel Designs Ltd.				
IDEAL LAP TIME :		BEST LAP TIME : 56.945		DIFFERENCE :		
LAP	SECTOR 1	SECTOR 2	LAP TIME	MPH	DIFF	TIME OF DAY
1 -			57.471 (2)	75.66	0.526	09:17:19.024
2 -		<i>IN PIT</i>	1:54.710 P	37.90	57.765	09:19:13.734
3 -	<i>OUTLAP</i>		1:02.098	70.02	5.153	09:20:15.833
4 -			56.945 (1)	76.36		09:21:12.778

P12 17 F2 THOMAS / COLE		Ireson HONDA - Team Walters And Thomas Sidecar racing				
IDEAL LAP TIME : 57.024		BEST LAP TIME : 57.086		DIFFERENCE : 0.062		
LAP	SECTOR 1	SECTOR 2	LAP TIME	MPH	DIFF	TIME OF DAY
1 -	39.849	25.044	1:04.893	67.01	7.807	09:17:39.311
2 -	37.143	23.952	1:01.095	71.17	4.009	09:18:40.406
3 -	35.703	22.911	58.614	74.19	1.528	09:19:39.020
4 -	35.038	22.913	57.951	75.03	0.865	09:20:36.971
5 -	34.867	22.839	57.706	75.35	0.620	09:21:34.677
6 -	34.520	22.877	57.397 (3)	75.76	0.311	09:22:32.074
7 -	34.582	22.504	57.086 (1)	76.17		09:23:29.160
8 -	34.611	22.706	57.317 (2)	75.86	0.231	09:24:26.477
9 -	36.076	23.292	59.368	73.24	2.282	09:25:25.845
10 -	35.021	23.121	58.142	74.79	1.056	09:26:23.987

P13 121 F1 LAWRENCE / PYMM		LCR YAMAHA - highfield transport, JHM autos				
IDEAL LAP TIME : 57.702		BEST LAP TIME : 57.702		DIFFERENCE : 0.000		
LAP	SECTOR 1	SECTOR 2	LAP TIME	MPH	DIFF	TIME OF DAY
1 -	40.753	27.102	1:07.855	64.08	10.153	09:17:57.450
2 -	42.886	28.170	1:11.056	61.19	13.354	09:19:08.506
3 -	38.406	24.745	1:03.151	68.86	5.449	09:20:11.657
4 -	35.947	23.678	59.625	72.93	1.923	09:21:11.282
5 -	35.384	27.001	1:02.385	69.70	4.683	09:22:13.667
6 -	35.700	24.120	59.820	72.69	2.118	09:23:13.487
7 -	35.277	23.732	59.009 (3)	73.69	1.307	09:24:12.496
8 -	34.345	23.357	57.702 (1)	75.36		09:25:10.198
9 -	34.451	23.955	58.406 (2)	74.45	0.704	09:26:08.604

P14 10 F1 WEBB / HOPE		LCR YAMAHA - N W Services				
IDEAL LAP TIME : 58.552		BEST LAP TIME : 58.630		DIFFERENCE : 0.078		
LAP	SECTOR 1	SECTOR 2	LAP TIME	MPH	DIFF	TIME OF DAY
1 -	41.533	25.156	1:06.689	65.20	8.059	09:17:38.956
2 -	38.811	25.235	1:04.046 (3)	67.89	5.416	09:18:43.002
3 -	36.305	23.391	59.696 (2)	72.84	1.066	09:19:42.698
4 -	35.161	23.469	58.630 (1)	74.17		09:20:41.328

BMCRC - MRO Championships 2023 - Rnd 1 @ Brands Hatch Indy

BMCRC F1 & F2 Sidecars

QUALIFYING - SECTOR ANALYSIS



SECTOR 1 = FL to I1, SECTOR 2 = I1 to FL, DIFF = Difference To Personal Best Lap, P = Crossed Finish Line in Pit Lane, D = Time Disallowed

P15 93 F2		GRISTWOOD / SMITH		Suzuki - Gristwood&Toms		
IDEAL LAP TIME : 58.494		BEST LAP TIME : 58.741		DIFFERENCE : 0.247		
LAP	SECTOR 1	SECTOR 2	LAP TIME	MPH	DIFF	TIME OF DAY
1 -	OUTLAP	24.958	1:09.068	62.96	10.327	09:20:04.794
2 -	37.224	24.255	1:01.479	70.73	2.738	09:21:06.273
3 -	36.322	24.010	1:00.332 (3)	72.07	1.591	09:22:06.605
4 -	35.242	23.433	58.675 D	74.11		09:23:05.280
5 -	35.061	23.680	58.741 (1)	74.03		09:24:04.021
6 -	36.356	23.949	1:00.305 (2)	72.11	1.564	09:25:04.326
7 -	35.757	26.064	1:01.821	70.34	3.080	09:26:06.147

P16 67 F1		JEFFREY / FIELD		Windle F1 - MJP/wesso racing		
IDEAL LAP TIME : 58.869		BEST LAP TIME : 58.869		DIFFERENCE : 0.000		
LAP	SECTOR 1	SECTOR 2	LAP TIME	MPH	DIFF	TIME OF DAY
1 -	40.825	27.301	1:08.126	63.83	9.257	09:17:57.297
2 -	42.808	27.733	1:10.541	61.64	11.672	09:19:07.838
3 -	37.306	26.628	1:03.934	68.01	5.065	09:20:11.772
4 -	39.578	24.231	1:03.809	68.15	4.940	09:21:15.581
5 -	36.367	24.502	1:00.869 (2)	71.44	2.000	09:22:16.450
6 -	37.543	25.039	1:02.582 (3)	69.48	3.713	09:23:19.032
7 -	39.709	26.162	1:05.871	66.01	7.002	09:24:24.903
8 -	35.189	23.680	58.869 (1)	73.86		09:25:23.772
9 -	37.644	26.360	1:04.004	67.94	5.135	09:26:27.776
10 -	40.080	24.897	1:04.977	66.92	6.108	09:27:32.753

P17 83 F2		BUCHANAN / EVANS		Lumley Kawasaki - Bull Inn Racing		
IDEAL LAP TIME : 1:00.231		BEST LAP TIME : 1:00.491		DIFFERENCE : 0.260		
LAP	SECTOR 1	SECTOR 2	LAP TIME	MPH	DIFF	TIME OF DAY
1 -	41.668	25.427	1:07.095	64.81	6.604	09:17:45.565
2 -	36.708	24.684	1:01.392 (2)	70.83	0.901	09:18:46.957
3 -	36.681	25.352	1:02.033	70.10	1.542	09:19:48.990
4 -	35.547	24.944	1:00.491 (1)	71.88		09:20:49.481
5 -	36.770	25.695	1:02.465	69.61	1.974	09:21:51.946
6 -	36.437	25.527	1:01.964 (3)	70.17	1.473	09:22:53.910
7 -	36.507	25.556	1:02.063	70.06	1.572	09:23:55.973

P18 25 F1		MACLAURIN/ HOPE		Ars1 YAMAHA R6 - Amr		
IDEAL LAP TIME : 1:03.249		BEST LAP TIME : 1:04.347		DIFFERENCE : 1.098		
LAP	SECTOR 1	SECTOR 2	LAP TIME	MPH	DIFF	TIME OF DAY
1 -	38.891	25.456	1:04.347 (1)	67.58		09:17:36.499
2 -	37.793	IN PIT	2:13.136 P	32.66	1:08.789	09:19:49.635
3 -	OUTLAP	27.089	1:07.503	64.42	3.156	09:20:57.138

P19 113 F2		HANDCOCK / MORALEE		Shelbourne F2 - r j contracting		
IDEAL LAP TIME : 1:04.887		BEST LAP TIME : 1:04.887		DIFFERENCE : 0.000		
LAP	SECTOR 1	SECTOR 2	LAP TIME	MPH	DIFF	TIME OF DAY
1 -	37.980	26.907	1:04.887 (1)	67.01		09:17:34.469

P20 19 F1		MACBRIDE / EDWARDS		LCR YAMAHA 600 - Lifesafety Motorsport		
IDEAL LAP TIME : 1:10.031		BEST LAP TIME : 1:10.311		DIFFERENCE : 0.280		
LAP	SECTOR 1	SECTOR 2	LAP TIME	MPH	DIFF	TIME OF DAY
1 -	45.720	28.263	1:13.983	58.77	3.672	09:17:49.341
2 -	42.865	28.341	1:11.206	61.07	0.895	09:19:00.547
3 -	42.816	28.070	1:10.886 (3)	61.34	0.575	09:20:11.433
4 -	42.200	28.111	1:10.311 (1)	61.84		09:21:21.744
5 -	43.053	28.262	1:11.315	60.97	1.004	09:22:33.059
6 -	42.237	28.194	1:10.431 (2)	61.74	0.120	09:23:43.490
7 -	41.961	29.071	1:11.032	61.22	0.721	09:24:54.522

BMCRC - MRO Championships 2023 - Rnd 1 @ Brands Hatch Indy

BMCRC F1 & F2 Sidecars

QUALIFYING - SECTOR ANALYSIS



SECTOR 1 = FL to I1, SECTOR 2 = I1 to FL, DIFF = Difference To Personal Best Lap, P = Crossed Finish Line in Pit Lane, D = Time Disallowed

P21		135	F2	CROWE / LUDLOW		Suzuki -	
IDEAL LAP TIME : 1:12.535		BEST LAP TIME : 1:12.535		DIFFERENCE : 0.000			
LAP	SECTOR 1	SECTOR 2	LAP TIME	MPH	DIFF	TIME OF DAY	
1 -	45.770	28.605	1:14.375 (2)	58.46	1.840	09:17:55.793	
2 -	44.169	28.366	1:12.535 (1)	59.95		09:19:08.328	

BMCRC - MRO Championships 2023 - Rnd 1 @ Brands Hatch Indy

BMCRC F1 & F2 Sidecars

QUALIFYING - BEST SECTORS

SECTOR 1			SECTOR 2			IDEAL / BEST COMPARISON						
POS	NO	NAME	TIME	NO	NAME	TIME	POS	NO	NAME	IDEAL	BEST	DIFF
									PERFECT LAP	51.962		
1	11	GILBERT / HILDIGE	31.019	11	GILBERT / HILDIGE	20.943	1	11	GILBERT / HILDIGE	51.962	51.962	0.000
2	33	S. HEGARTY / NEAVE	31.424	4	MOLYNEUX / SAYLE	21.478	2	33	S. HEGARTY / NEAVE	52.912	53.572	0.660
3	4	MOLYNEUX / SAYLE	31.628	33	S. HEGARTY / NEAVE	21.488	3	4	MOLYNEUX / SAYLE	53.106	53.106	0.000
4	144	A. FOUNDS / LOWTHER	32.063	144	A. FOUNDS / LOWTHER	21.893	4	144	A. FOUNDS / LOWTHER	53.956	54.333	0.377
5	9	CLARKE / JOHNSON	32.169	9	CLARKE / JOHNSON	22.113	5	9	CLARKE / JOHNSON	54.282	54.507	0.225
6	69	LAMBERT / HAYNES	32.415	26	ATKINSON / MIDDLETON	22.196	6	69	LAMBERT / HAYNES	54.710	55.074	0.364
7	26	ATKINSON / MIDDLETON	32.528	65	FAIERS / PLUCKROSE	22.267	7	26	ATKINSON / MIDDLETON	54.724	54.832	0.108
8	7	PEARSON / PARKER	32.533	69	LAMBERT / HAYNES	22.295	8	65	FAIERS / PLUCKROSE	54.898	54.898	0.000
9	65	FAIERS / PLUCKROSE	32.631	28	KING / SIGSWORTH	22.380	9	7	PEARSON / PARKER	54.948	54.948	0.000
10	28	KING / SIGSWORTH	33.462	7	PEARSON / PARKER	22.415	10	28	KING / SIGSWORTH	55.842	55.953	0.111
11	121	LAWRENCE / PYMM	34.345	17	THOMAS / COLE	22.504	11	17	THOMAS / COLE	57.024	57.086	0.062
12	17	THOMAS / COLE	34.520	121	LAWRENCE / PYMM	23.357	12	121	LAWRENCE / PYMM	57.702	57.702	0.000
13	93	GRISTWOOD / SMITH	35.061	10	WEBB / HOPE	23.391	13	93	GRISTWOOD / SMITH	58.494	58.741	0.247
14	10	WEBB / HOPE	35.161	93	GRISTWOOD / SMITH	23.433	14	10	WEBB / HOPE	58.552	58.630	0.078
15	67	JEFFREY / FIELD	35.189	67	JEFFREY / FIELD	23.680	15	67	JEFFREY / FIELD	58.869	58.869	0.000
16	83	BUCHANAN / EVANS	35.547	83	BUCHANAN / EVANS	24.684	16	83	BUCHANAN / EVANS	1:00.231	1:00.491	0.260
17	25	MACLAURIN / HOPE	37.793	25	MACLAURIN / HOPE	25.456	17	25	MACLAURIN / HOPE	1:03.249	1:04.347	1.098
18	113	HANDCOCK / MORALEE	37.980	113	HANDCOCK / MORALEE	26.907	18	113	HANDCOCK / MORALEE	1:04.887	1:04.887	0.000
19	13	M. HEGARTY / WHITNALL	40.598	19	MACBRIDE / EDWARDS	28.070	19	19	MACBRIDE / EDWARDS	1:10.031	1:10.311	0.280
20	19	MACBRIDE / EDWARDS	41.961	135	CROWE / LUDLOW	28.366	20	135	CROWE / LUDLOW	1:12.535	1:12.535	0.000
21	135	CROWE / LUDLOW	44.169				21	62	WRIGHT / BAILEY		56.945	
22												

BMCRC - MRO Championships 2023 - Rnd 1 @ Brands Hatch Indy

BMCRC F1 & F2 Sidecars

QUALIFYING - STATISTICS

Competitors Started 22
Planned Start 2023-03-11 @ 09:17:00.000
Actual Start 2023-03-11 @ 09:15:46.974
Finish Time 2023-03-11 @ 09:28:17.087
Track Length 1.2079mi.
Total Laps 143
Total Distance Covered 172.7362mi.

Session Fastest Lap History

NO	CL	NAME	LAP TIME	TIME OF DAY	LAP	VEHICLE
4	F1	MOLYNEUX / SAYLE	59.641	09:17:17.358	1	KTM 890 R
62	F1	WRIGHT / BAILEY	57.471	09:17:19.024	1	RYDE F998 Yamaha
4	F1	MOLYNEUX / SAYLE	56.413	09:18:13.772	2	KTM 890 R
11	F1	GILBERT / HILDIGE	54.687	09:18:17.203	2	Ryde
11	F1	GILBERT / HILDIGE	52.806	09:19:10.010	3	Ryde
11	F1	GILBERT / HILDIGE	51.962	09:20:55.170	5	Ryde

Flag History

TYPE	TIME OF DAY
GREEN	09:15:46.974
FINISH	09:28:17.087

Flag Statistics

TYPE	COUNT	TOTAL LAPS	TOTAL TIME
Green	1	10	13:30.984
Red	0	0	0.000
Safety Car	0	0	0.000
FCY	0	0	0.000

BMCRC - MRO Championships 2023 - Rnd 1 @ Brands Hatch Indy

BMCRC F1 & F2 Sidecars

QUALIFYING - STATISTICS

CLASS : F1

9 Starters

Fastest Lap History

NO	NAME	LAP TIME	TIME OF DAY	LAP	VEHICLE
4	MOLYNEUX / SAYLE	59.641	09:17:17.358	1	KTM 890 R
62	WRIGHT / BAILEY	57.471	09:17:19.024	1	RYDE F998 Yamaha
4	MOLYNEUX / SAYLE	56.413	09:18:13.772	2	KTM 890 R
11	GILBERT / HILDIGE	54.687	09:18:17.203	2	Ryde
11	GILBERT / HILDIGE	52.806	09:19:10.010	3	Ryde
11	GILBERT / HILDIGE	51.962	09:20:55.170	5	Ryde

BMCRC - MRO Championships 2023 - Rnd 1 @ Brands Hatch Indy

BMCRC F1 & F2 Sidecars

QUALIFYING - STATISTICS

CLASS : F2

13 Starters

Fastest Lap History

NO	NAME	LAP TIME	TIME OF DAY	LAP	VEHICLE
7	PEARSON / PARKER	1:02.657	09:17:30.218	1	LCR Suzuki
69	LAMBERT / HAYNES	58.960	09:17:36.078	1	LCR Honda
7	PEARSON / PARKER	58.140	09:18:28.358	2	LCR Suzuki
69	LAMBERT / HAYNES	55.633	09:18:31.710	2	LCR Honda
69	LAMBERT / HAYNES	55.478	09:19:27.189	3	LCR Honda
69	LAMBERT / HAYNES	55.074	09:20:22.262	4	LCR Honda
33	S. HEGARTY / NEAVE	53.572	09:21:28.418	5	Baker HONDA

BMCRC - MRO Championships 2023 - Rnd 1 @ Brands Hatch Indy



BMCRC F1 & F2 Sidecars

RACE 2 - GRID (9 Laps)

ROW 12	24	58 L. EASTELL / M. EASTELL	23	37 MORPHET / REILLY			
ROW 11			22	13 M. HEGARTY / WHITNALL	21	135 CROWE / LUDLOW	1:12.535
ROW 10	20	1:10.311 19 MACBRIDE / EDWARDS	19	1:04.887 113 HANDCOCK / MORALEE			
ROW 9			18	1:04.347 25 MACLAURIN/ HOPE	17	1:00.491 83 BUCHANAN / EVANS	
ROW 8	16	58.869 67 JEFFREY / FIELD	15	58.741 93 GRISTWOOD / SMITH			
ROW 7			14	58.630 10 WEBB / HOPE	13	57.702 121 LAWRENCE / PYMM	
ROW 6	12	57.086 17 THOMAS / COLE	11	56.945 62 WRIGHT / BAILEY			
ROW 5			10	55.953 28 KING / SIGSWORTH	9	55.074 69 LAMBERT / HAYNES	
ROW 4	8	54.948 7 PEARSON / PARKER	7	54.898 65 FAIERS / PLUCKROSE			
ROW 3			6	54.832 26 ATKINSON / MIDDLETON	5	54.507 9 CLARKE / JOHNSON	
ROW 2	4	54.333 144 A. FOUNDS / LOWTHER	3	53.572 33 S. HEGARTY / NEAVE			
ROW 1			2	53.106 4 MOLYNEUX / SAYLE	1	51.962 11 GILBERT / HILDIGE	
Pole							

Brands Hatch Indy: 1.2079 miles

These results are provisional until the conclusion of any judicial and technical matters.

Clerk Of Course :	Stewards :	Timekeeper : Craig Smith
-------------------	------------	--------------------------

Results can be found at www.tsl-timing.com

Printed - 09:31 Saturday, 11 March 2023



BMCRC - MRO Championships 2023 - Rnd 1 @ Brands Hatch Indy

BMCRC F1 & F2 Sidecars

RACE 2 - CLASSIFICATION



POS	NO	CL	PIC NAME	ENTRY	LAPS	TIME	GAP	DIFF	MPH	BEST	ON
1	11	F1	1 GILBERT / HILDIGE	Ryde - West Ewell fencing	9	7:56.717			82.09	51.836	2
2	33	F2	1 S. HEGARTY / NEAVE	Baker HONDA - Sean Hegarty Ltd	9	8:02.940	6.223	6.223	81.03	52.516	6
3	4	F1	2 MOLYNEUX / SAYLE	KTM 890 R - A&J racing	9	8:04.192	7.475	1.252	80.83	52.542	3
4	144	F2	2 A. FOUNDS / LOWTHER	LCR YAMAHA R6 - Indelible Ink Tattoo - Gosport	9	8:06.113	9.396	1.921	80.51	52.494	7
5	26	F2	3 ATKINSON / MIDDLETON	Bellas F2 -	9	8:08.614	11.897	2.501	80.09	52.713	8
6	9	F2	4 CLARKE / JOHNSON	Windle Yamaha - Eddys Moto	9	8:12.075	15.358	3.461	79.53	53.556	4
7	62	F1	3 WRIGHT / BAILEY	RYDE F998 Yamaha - Stainless Steel Designs Ltd.	9	8:12.905	16.188	0.830	79.40	53.131	9
8	7	F2	5 PEARSON / PARKER	LCR Suzuki - ABS Racing	9	8:25.450	28.733	12.545	77.43	54.468	8
9	65	F1	4 FAIERS / PLUCKROSE	Dean Ryde YAMAHA R6 - AW Racing Ltd	9	8:27.457	30.740	2.007	77.12	55.163	3
10	28	F2	6 KING / SIGSWORTH	Lumley Ireson F2 - Townsend Motors	9	8:29.864	33.147	2.407	76.76	55.333	9
11	17	F2	7 THOMAS / COLE	Ireson HONDA - Team Walters And Thomas Sidecar	9	8:39.587	42.870	9.723	75.32	56.367	9
12	58	F2	8 L. EASTELL / M. EASTELL	Shelbourne Yamaha - Lee Eastell Engineering servi	9	8:40.474	43.757	0.887	75.19	56.303	7
13	10	F1	5 WEBB / HOPE	LCR YAMAHA - N W Services	9	8:47.887	51.170	7.413	74.13	56.714	6
14	83	F2	9 BUCHANAN / EVANS	Lumley Kawasaki - Bull Inn Racing	9	8:53.030	56.313	5.143	73.42	57.788	2
15	13	F2	10 M. HEGARTY / WHITNALL	Shelbourne HONDA - Mark Hegarty Surfacing	8	7:58.015	1 Lap	1 Lap	72.77	58.083	5
16	67	F1	6 JEFFREY / FIELD	Windle F1 - MJP/wesso racing	8	7:58.625	1 Lap	0.610	72.68	58.220	8
17	93	F2	11 GRISTWOOD / SMITH	Suzuki - Gristwood&Toms	8	8:04.228	1 Lap	5.603	71.84	58.949	2
18	19	F1	7 MACBRIDE / EDWARDS	LCR YAMAHA 600 - Lifesafety Motorsport	8	8:49.023	1 Lap	44.795	65.76	1:04.064	4
19	135	F2	12 CROWE / LUDLOW	Suzuki -	8	8:53.142	1 Lap	4.119	65.25	1:04.016	4

NOT CLASSIFIED

DNF	25	F1	MACLAURIN / HOPE	Ars1 YAMAHA R6 - Amr	2	2:08.765	7 Laps	6 Laps	67.54	1:04.006	2
DNF	69	F2	LAMBERT / HAYNES	LCR Honda - graham anne ward	0						
DNF	121	F1	LAWRENCE / PYMM	LCR YAMAHA - highfield transport, JHM autos	0						

FASTEST LAP

11	F1	GILBERT / HILDIGE	Ryde - West Ewell fencing	2	51.836	83.89 mph	135.01 kph
144	F2	A. FOUNDS / LOWTHER	LCR YAMAHA R6 - Indelible Ink Tattoo - Gosport	7	52.494	82.84 mph	133.31 kph

Class F1 - 92.5% of Race Speed = 75.93 mph

Class F2 - 92.5% of Race Speed = 74.95 mph

Weather / Track : Cloudy / Dry

These results are provisional until the conclusion of any judicial and technical matters.

Race Distance: 9 Laps / 10.87 miles

Brands Hatch Indy: 1.2079 miles

Date: 11/03/2023 Start: 11:55 Finish: 12:03

Clerk Of Course :	Stewards :	Timekeeper : <i>Craig Smith</i>
-------------------	------------	------------------------------------

Results can be found at www.tsl-timing.com

Printed - 12:05 Saturday, 11 March 2023



BMCRC - MRO Championships 2023 - Rnd 1 @ Brands Hatch Indy

BMCRC F1 & F2 Sidecars

RACE 2 - LAP CHART

LAP 1 @ 11:56:22.209		
NO	BEHIND	LAP TIME

11		58.693
4	0.184	58.877
33	0.973	59.666
144	1.496	1:00.189
9	2.067	1:00.760
26	2.498	1:01.191
28	3.406	1:02.099
65	3.935	1:02.628
17	4.085	1:02.778
62	4.446	1:03.139
7	5.459	1:04.152
25	6.066	1:04.759
93	7.429	1:06.122
13	7.906	1:06.599
83	8.321	1:07.014
10	8.423	1:07.116
58	8.801	1:07.494
67	9.504	1:08.197
19	15.908	1:14.601
135	18.230	1:16.923

LAP 4 @ 11:58:57.983		
NO	BEHIND	LAP TIME

11		51.962
4	2.533	52.547
33	4.149	52.772
144	4.514	52.704
9	7.855	53.556
26	7.989	53.222
62	10.644	53.143
65	14.051	55.299
28	15.487	55.528
7	16.497	54.686
17	19.187	57.454
58	23.780	56.743
10	25.348	56.872
83	26.834	58.443
93	30.025	59.317
13	30.126	59.002
67	30.637	59.155

LAP 7 @ 12:01:34.610		
NO	BEHIND	LAP TIME

11		52.241
4	5.131	53.486
33	5.504	52.536
144	6.133	52.494
26	11.876	53.011
9	13.201	53.644
62	15.306	54.304
7	25.191	55.929
65	25.637	56.997
28	27.368	56.822
19	1 Lap	1:05.908
135	1 Lap	1:05.505
17	34.232	57.264
58	36.538	56.303
10	40.900	58.456
83	45.188	58.609
13	47.996	58.211
67	49.311	58.636

LAP 2 @ 11:57:14.045		
NO	BEHIND	LAP TIME

11		51.836
4	1.382	53.034
33	2.463	53.326
144	2.996	53.336
9	4.537	54.306
26	4.826	54.164
65	7.527	55.428
62	7.730	55.120
28	8.275	56.705
17	8.851	56.602
7	9.739	56.116
83	14.273	57.788
58	14.388	57.423
93	14.542	58.949
10	14.807	58.220
13	16.009	59.939
67	16.614	58.946
25	18.236	1:04.006
19	28.936	1:04.864
135	32.664	1:06.270

LAP 5 @ 11:59:50.303		
NO	BEHIND	LAP TIME

11		52.320
19	1 Lap	1:04.064
4	3.170	52.957
33	4.759	52.930
135	1 Lap	1:04.016
144	5.176	52.982
26	9.011	53.342
9	9.444	53.909
62	11.843	53.519
65	17.542	55.811
28	18.837	55.670
7	19.042	54.865
17	24.157	57.290
58	28.055	56.595
10	30.037	57.009
83	32.908	58.394
13	35.889	58.083
67	36.546	58.229
93	37.334	59.629

LAP 8 @ 12:02:26.959		
NO	BEHIND	LAP TIME

11		52.349
93	1 Lap	1:00.631
4	5.728	52.946
33	5.828	52.673
144	6.346	52.562
26	12.240	52.713
9	14.811	53.959
62	16.331	53.374
7	27.310	54.468
65	28.639	55.351
28	31.088	56.069
19	1 Lap	1:04.342
17	39.777	57.894
58	40.565	56.376
135	1 Lap	1:05.024
10	46.214	57.663
83	51.251	58.412

LAP 3 @ 11:58:06.021		
NO	BEHIND	LAP TIME

11		51.976
4	1.948	52.542
33	3.339	52.852
144	3.772	52.752
9	6.261	53.700
26	6.729	53.879
62	9.463	53.709
65	10.714	55.163
28	11.921	55.622
17	13.695	56.820
7	13.773	56.010
58	18.999	56.587
83	20.353	58.056
10	20.438	57.607
93	22.670	1:00.104
13	23.086	59.053

LAP 6 @ 12:00:42.369		
NO	BEHIND	LAP TIME

11		52.066
4	3.886	52.782
33	5.209	52.516
144	5.880	52.770
26	11.106	54.161
9	11.798	54.420
62	13.243	53.466
19	1 Lap	1:04.650
135	1 Lap	1:05.131
65	20.881	55.405
7	21.503	54.527
28	22.787	56.016
17	29.209	57.118
58	32.476	56.487
10	34.685	56.714
83	38.820	57.978

LAP 9 @ 12:03:20.233		
NO	BEHIND	LAP TIME

11		53.274
13	1 Lap	58.925
67	1 Lap	58.220
33	6.223	53.669
4	7.475	55.021
93	1 Lap	59.796
144	9.396	56.324
26	11.897	52.931
9	15.358	53.821
62	16.188	53.131
7	28.733	54.697
65	30.740	55.375
28	33.147	55.333
17	42.870	56.367
58	43.757	56.466
10	51.170	58.230
19	1 Lap	1:06.046

Weather / Track : Cloudy / Dry

Results can be found at www.tsl-timing.com

Brands Hatch Indy: 1.2079 miles
Date: 11/03/2023 Start: 11:55 Finish: 12:03

Printed - 12:05 Saturday, 11 March 2023

BMCRC - MRO Championships 2023 - Rnd 1 @ Brands Hatch Indy

BMCRC F1 & F2 Sidecars

RACE 2 - POSITION CHART

No	Name	Lap											
		Pos	1	2	3	4	5	6	7	8	9		
11	GILBERT / HILDIGE	1	11	11	11	11	11	11	11	11	11	11	11
4	MOLYNEUX / SAYLE	2	4	4	4	4	4	4	4	4	4	4	33
33	S. HEGARTY / NEAVE	3	33	33	33	33	33	33	33	33	33	33	4
144	A. FOUNDS / LOWTHE	4	144	144	144	144	144	144	144	144	144	144	144
9	CLARKE / JOHNSON	5	9	9	9	9	26	26	26	26	26	26	26
26	ATKINSON / MIDDLETON	6	26	26	26	26	9	9	9	9	9	9	9
65	FAIERS / PLUCKROSE	7	28	65	62	62	62	62	62	62	62	62	62
7	PEARSON / PARKER	8	65	62	65	65	65	65	7	7	7	7	7
69	LAMBERT / HAYNES	9	17	28	28	28	28	7	65	65	65	65	65
28	KING / SIGSWORTH	10	62	17	17	7	7	28	28	28	28	28	28
62	WRIGHT / BAILEY	11	7	7	7	17	17	17	17	17	17	17	17
17	THOMAS / COLE	12	25	83	58	58	58	58	58	58	58	58	58
121	LAWRENCE / PYMM	13	93	58	83	10	10	10	10	10	10	10	10
10	WEBB / HOPE	14	13	93	10	83	83	83	83	83	83	83	83
93	GRISTWOOD / SMITH	15	83	10	93	93	13	13	13	13	13	13	13
67	JEFFREY / FIELD	16	10	13	13	13	67	67	67	67	67	67	67
83	BUCHANAN / EVANS	17	58	67	67	67	93	93	93	93	93	93	93
25	MACLAURIN / HOPE	18	67	25	19	19	19	19	19	19	19	19	19
19	MACBRIDE / EDWARD	19	19	19	135	135	135	135	135	135	135	135	135
135	CROWE / LUDLOW	20	135	135									
13	M. HEGARTY / WHITMAN	21											
58	L. EASTELL / M. EASTELL	22											

BMCRC - MRO Championships 2023 - Rnd 1 @ Brands Hatch Indy

BMCRC F1 & F2 Sidecars

RACE 2 - SECTOR ANALYSIS



SECTOR 1 = FL to I1, SECTOR 2 = I1 to FL, DIFF = Difference To Personal Best Lap, P = Crossed Finish Line in Pit Lane, D = Time Disallowed

P1		11 F1		GILBERT / HILDIGE		Ryde - West Ewell fencing	
IDEAL LAP TIME : 51.811		BEST LAP TIME : 51.836		DIFFERENCE : 0.025			
LAP	SECTOR 1	SECTOR 2	LAP TIME	MPH	DIFF	TIME OF DAY	
1 -		20.923	58.693	74.08	6.857	11:56:22.209	
2 -	31.028	20.808	51.836 (1)	83.89		11:57:14.045	
3 -	31.157	20.819	51.976 (3)	83.66	0.140	11:58:06.021	
4 -	31.089	20.873	51.962 (2)	83.68	0.126	11:58:57.983	
5 -	31.217	21.103	52.320	83.11	0.484	11:59:50.303	
6 -	31.003	21.063	52.066	83.52	0.230	12:00:42.369	
7 -	31.336	20.905	52.241	83.24	0.405	12:01:34.610	
8 -	31.162	21.187	52.349	83.06	0.513	12:02:26.959	
9 -	31.620	21.654	53.274	81.62	1.438	12:03:20.233	

P2		33 F2		S. HEGARTY / NEAVE		Baker HONDA - Sean Hegarty ltd	
IDEAL LAP TIME : 52.507		BEST LAP TIME : 52.516		DIFFERENCE : 0.009			
LAP	SECTOR 1	SECTOR 2	LAP TIME	MPH	DIFF	TIME OF DAY	
1 -		21.756	59.666	72.88	7.150	11:56:23.182	
2 -	31.575	21.751	53.326	81.54	0.810	11:57:16.508	
3 -	31.397	21.455	52.852	82.27	0.336	11:58:09.360	
4 -	31.335	21.437	52.772	82.40	0.256	11:59:02.132	
5 -	31.423	21.507	52.930	82.15	0.414	11:59:55.062	
6 -	31.344	21.172	52.516 (1)	82.80		12:00:47.578	
7 -	31.343	21.193	52.536 (2)	82.77	0.020	12:01:40.114	
8 -	31.435	21.238	52.673 (3)	82.55	0.157	12:02:32.787	
9 -	31.816	21.853	53.669	81.02	1.153	12:03:26.456	

P3		4 F1		MOLYNEUX / SAYLE		KTM 890 R - A&J racing	
IDEAL LAP TIME : 52.268		BEST LAP TIME : 52.542		DIFFERENCE : 0.274			
LAP	SECTOR 1	SECTOR 2	LAP TIME	MPH	DIFF	TIME OF DAY	
1 -		21.399	58.877	73.85	6.335	11:56:22.393	
2 -	31.634	21.400	53.034	81.99	0.492	11:57:15.427	
3 -	31.239	21.303	52.542 (1)	82.76		11:58:07.969	
4 -	31.277	21.270	52.547 (2)	82.75	0.005	11:59:00.516	
5 -	30.998	21.959	52.957	82.11	0.415	11:59:53.473	
6 -	31.437	21.345	52.782 (3)	82.38	0.240	12:00:46.255	
7 -	31.960	21.526	53.486	81.30	0.944	12:01:39.741	
8 -	31.332	21.614	52.946	82.13	0.404	12:02:32.687	
9 -	33.134	21.887	55.021	79.03	2.479	12:03:27.708	

P4		144 F2		A. FOUNDS / LOWTHER		LCR YAMAHA R6 - Indelible Ink Tattoo - Gosport	
IDEAL LAP TIME : 52.355		BEST LAP TIME : 52.494		DIFFERENCE : 0.139			
LAP	SECTOR 1	SECTOR 2	LAP TIME	MPH	DIFF	TIME OF DAY	
1 -		22.067	1:00.189	72.24	7.695	11:56:23.705	
2 -	31.724	21.612	53.336	81.53	0.842	11:57:17.041	
3 -	31.078	21.674	52.752	82.43	0.258	11:58:09.793	
4 -	31.289	21.415	52.704 (3)	82.50	0.210	11:59:02.497	
5 -	31.289	21.693	52.982	82.07	0.488	11:59:55.479	
6 -	31.484	21.286	52.770	82.40	0.276	12:00:48.249	
7 -	31.069	21.425	52.494 (1)	82.84		12:01:40.743	
8 -	31.153	21.409	52.562 (2)	82.73	0.068	12:02:33.305	
9 -	32.799	23.525	56.324	77.20	3.830	12:03:29.629	

BMCRC - MRO Championships 2023 - Rnd 1 @ Brands Hatch Indy

BMCRC F1 & F2 Sidecars

RACE 2 - SECTOR ANALYSIS



SECTOR 1 = FL to I1, SECTOR 2 = I1 to FL, DIFF = Difference To Personal Best Lap, P = Crossed Finish Line in Pit Lane, D = Time Disallowed

P5		26 F2		ATKINSON / MIDDLETON		Bellas F2 -	
IDEAL LAP TIME : 52.713		BEST LAP TIME : 52.713		DIFFERENCE : 0.000			
LAP	SECTOR 1	SECTOR 2	LAP TIME	MPH	DIFF	TIME OF DAY	
1 -		22.386	1:01.191	71.06	8.478	11:56:24.707	
2 -	32.155	22.009	54.164	80.28	1.451	11:57:18.871	
3 -	32.191	21.688	53.879	80.71	1.166	11:58:12.750	
4 -	31.501	21.721	53.222	81.70	0.509	11:59:05.972	
5 -	31.730	21.612	53.342	81.52	0.629	11:59:59.314	
6 -	31.456	22.705	54.161	80.29	1.448	12:00:53.475	
7 -	31.608	21.403	53.011 (3)	82.03	0.298	12:01:46.486	
8 -	31.446	21.267	52.713 (1)	82.49		12:02:39.199	
9 -	31.461	21.470	52.931 (2)	82.15	0.218	12:03:32.130	

P6		9 F2		CLARKE / JOHNSON		Windle Yamaha - Eddys Moto	
IDEAL LAP TIME : 53.483		BEST LAP TIME : 53.556		DIFFERENCE : 0.073			
LAP	SECTOR 1	SECTOR 2	LAP TIME	MPH	DIFF	TIME OF DAY	
1 -		22.204	1:00.760	71.56	7.204	11:56:24.276	
2 -	32.120	22.186	54.306	80.07	0.750	11:57:18.582	
3 -	31.772	21.928	53.700 (3)	80.97	0.144	11:58:12.282	
4 -	31.635	21.921	53.556 (1)	81.19		11:59:05.838	
5 -	31.892	22.017	53.909	80.66	0.353	11:59:59.747	
6 -	32.251	22.169	54.420	79.90	0.864	12:00:54.167	
7 -	31.736	21.908	53.644 (2)	81.06	0.088	12:01:47.811	
8 -	32.111	21.848	53.959	80.59	0.403	12:02:41.770	
9 -	31.823	21.998	53.821	80.79	0.265	12:03:35.591	

P7		62 F1		WRIGHT / BAILEY		RYDE F998 Yamaha - Stainless Steel Designs Ltd.	
IDEAL LAP TIME : 53.035		BEST LAP TIME : 53.131		DIFFERENCE : 0.096			
LAP	SECTOR 1	SECTOR 2	LAP TIME	MPH	DIFF	TIME OF DAY	
1 -		22.677	1:03.139	68.87	10.008	11:56:26.655	
2 -	32.939	22.181	55.120	78.89	1.989	11:57:21.775	
3 -	32.278	21.431	53.709	80.96	0.578	11:58:15.484	
4 -	31.743	21.400	53.143 (2)	81.82	0.012	11:59:08.627	
5 -	31.982	21.537	53.519	81.25	0.388	12:00:02.146	
6 -	31.812	21.654	53.466	81.33	0.335	12:00:55.612	
7 -	32.725	21.579	54.304	80.07	1.173	12:01:49.916	
8 -	32.041	21.333	53.374 (3)	81.47	0.243	12:02:43.290	
9 -	31.839	21.292	53.131 (1)	81.84		12:03:36.421	

P8		7 F2		PEARSON / PARKER		LCR Suzuki - ABS Racing	
IDEAL LAP TIME : 54.306		BEST LAP TIME : 54.468		DIFFERENCE : 0.162			
LAP	SECTOR 1	SECTOR 2	LAP TIME	MPH	DIFF	TIME OF DAY	
1 -		23.256	1:04.152	67.78	9.684	11:56:27.668	
2 -	33.561	22.555	56.116	77.49	1.648	11:57:23.784	
3 -	33.581	22.429	56.010	77.63	1.542	11:58:19.794	
4 -	32.361	22.325	54.686 (3)	79.51	0.218	11:59:14.480	
5 -	32.699	22.166	54.865	79.26	0.397	12:00:09.345	
6 -	32.312	22.215	54.527 (2)	79.75	0.059	12:01:03.872	
7 -	33.493	22.436	55.929	77.75	1.461	12:01:59.801	
8 -	32.474	21.994	54.468 (1)	79.83		12:02:54.269	
9 -	32.395	22.302	54.697	79.50	0.229	12:03:48.966	

BMCRC - MRO Championships 2023 - Rnd 1 @ Brands Hatch Indy

BMCRC F1 & F2 Sidecars

RACE 2 - SECTOR ANALYSIS



SECTOR 1 = FL to I1, SECTOR 2 = I1 to FL, DIFF = Difference To Personal Best Lap, P = Crossed Finish Line in Pit Lane, D = Time Disallowed

P9 65 F1 FAIERS / PLUCKROSE		Dean Ryde YAMAHA R6 - AW Racing Ltd				
IDEAL LAP TIME : 54.742		BEST LAP TIME : 55.163		DIFFERENCE : 0.421		
LAP	SECTOR 1	SECTOR 2	LAP TIME	MPH	DIFF	TIME OF DAY
1 -		22.450	1:02.628	69.43	7.465	11:56:26.144
2 -	33.119	22.309	55.428	78.45	0.265	11:57:21.572
3 -	33.114	22.049	55.163 (1)	78.83		11:58:16.735
4 -	32.776	22.523	55.299 (2)	78.63	0.136	11:59:12.034
5 -	32.941	22.870	55.811	77.91	0.648	12:00:07.845
6 -	32.937	22.468	55.405	78.48	0.242	12:01:03.250
7 -	33.070	23.927	56.997	76.29	1.834	12:02:00.247
8 -	33.048	22.303	55.351 (3)	78.56	0.188	12:02:55.598
9 -	32.693	22.682	55.375	78.53	0.212	12:03:50.973

P10 28 F2 KING / SIGSWORTH		Lumley Ireson F2 - Townsend Motors				
IDEAL LAP TIME : 55.214		BEST LAP TIME : 55.333		DIFFERENCE : 0.119		
LAP	SECTOR 1	SECTOR 2	LAP TIME	MPH	DIFF	TIME OF DAY
1 -		22.540	1:02.099	70.02	6.766	11:56:25.615
2 -	33.691	23.014	56.705	76.68	1.372	11:57:22.320
3 -	33.275	22.347	55.622 (3)	78.18	0.289	11:58:17.942
4 -	33.259	22.269	55.528 (2)	78.31	0.195	11:59:13.470
5 -	33.361	22.309	55.670	78.11	0.337	12:00:09.140
6 -	33.725	22.291	56.016	77.63	0.683	12:01:05.156
7 -	34.527	22.295	56.822	76.53	1.489	12:02:01.978
8 -	33.831	22.238	56.069	77.55	0.736	12:02:58.047
9 -	32.976	22.357	55.333 (1)	78.58		12:03:53.380

P11 17 F2 THOMAS / COLE		Ireson HONDA - Team Walters And Thomas Sidecar racing				
IDEAL LAP TIME : 56.367		BEST LAP TIME : 56.367		DIFFERENCE : 0.000		
LAP	SECTOR 1	SECTOR 2	LAP TIME	MPH	DIFF	TIME OF DAY
1 -		22.919	1:02.778	69.26	6.411	11:56:26.294
2 -	34.309	22.293	56.602 (2)	76.82	0.235	11:57:22.896
3 -	34.303	22.517	56.820 (3)	76.53	0.453	11:58:19.716
4 -	34.867	22.587	57.454	75.68	1.087	11:59:17.170
5 -	34.193	23.097	57.290	75.90	0.923	12:00:14.460
6 -	34.601	22.517	57.118	76.13	0.751	12:01:11.578
7 -	34.600	22.664	57.264	75.93	0.897	12:02:08.842
8 -	35.186	22.708	57.894	75.11	1.527	12:03:06.736
9 -	34.081	22.286	56.367 (1)	77.14		12:04:03.103

P12 58 F2 L EASTELL / M. EASTELL		Shelbourne Yamaha - Lee Eastell Engineering services ltd				
IDEAL LAP TIME : 56.084		BEST LAP TIME : 56.303		DIFFERENCE : 0.219		
LAP	SECTOR 1	SECTOR 2	LAP TIME	MPH	DIFF	TIME OF DAY
1 -		23.534	1:07.494	64.42	11.191	11:56:31.010
2 -	34.123	23.300	57.423	75.72	1.120	11:57:28.433
3 -	34.026	22.561	56.587	76.84	0.284	11:58:25.020
4 -	33.734	23.009	56.743	76.63	0.440	11:59:21.763
5 -	33.769	22.826	56.595	76.83	0.292	12:00:18.358
6 -	33.523	22.964	56.487	76.98	0.184	12:01:14.845
7 -	33.601	22.702	56.303 (1)	77.23		12:02:11.148
8 -	33.598	22.778	56.376 (2)	77.13	0.073	12:03:07.524
9 -	33.763	22.703	56.466 (3)	77.01	0.163	12:04:03.990

BMCRC - MRO Championships 2023 - Rnd 1 @ Brands Hatch Indy

BMCRC F1 & F2 Sidecars

RACE 2 - SECTOR ANALYSIS



SECTOR 1 = FL to I1, SECTOR 2 = I1 to FL, DIFF = Difference To Personal Best Lap, P = Crossed Finish Line in Pit Lane, D = Time Disallowed

P13 10 F1		WEBB / HOPE		LCR YAMAHA - N W Services			
IDEAL LAP TIME : 56.505		BEST LAP TIME : 56.714		DIFFERENCE : 0.209			
LAP	SECTOR 1	SECTOR 2	LAP TIME	MPH	DIFF	TIME OF DAY	
1 -		23.783	1:07.116	64.79	10.402	11:56:30.632	
2 -	35.291	22.929	58.220	74.69	1.506	11:57:28.852	
3 -	34.491	23.116	57.607	75.48	0.893	11:58:26.459	
4 -	34.146	22.726	56.872 (2)	76.46	0.158	11:59:23.331	
5 -	34.185	22.824	57.009 (3)	76.27	0.295	12:00:20.340	
6 -	33.893	22.821	56.714 (1)	76.67		12:01:17.054	
7 -	34.600	23.856	58.456	74.39	1.742	12:02:15.510	
8 -	35.051	22.612	57.663	75.41	0.949	12:03:13.173	
9 -	34.351	23.879	58.230	74.67	1.516	12:04:11.403	

P14 83 F2		BUCHANAN / EVANS		Lumley Kawasaki - Bull Inn Racing			
IDEAL LAP TIME : 57.673		BEST LAP TIME : 57.788		DIFFERENCE : 0.115			
LAP	SECTOR 1	SECTOR 2	LAP TIME	MPH	DIFF	TIME OF DAY	
1 -		23.931	1:07.014	64.89	9.226	11:56:30.530	
2 -	34.421	23.367	57.788 (1)	75.25		11:57:28.318	
3 -	34.712	23.344	58.056 (3)	74.90	0.268	11:58:26.374	
4 -	34.703	23.740	58.443	74.40	0.655	11:59:24.817	
5 -	34.549	23.845	58.394	74.47	0.606	12:00:23.211	
6 -	34.329	23.649	57.978 (2)	75.00	0.190	12:01:21.189	
7 -	34.799	23.810	58.609	74.19	0.821	12:02:19.798	
8 -	34.555	23.857	58.412	74.44	0.624	12:03:18.210	
9 -	34.781	23.555	58.336	74.54	0.548	12:04:16.546	

P15 13 F2		M. HEGARTY / WHITNALL		Shelbourne HONDA - Mark Hegarty Surfacing			
IDEAL LAP TIME : 58.075		BEST LAP TIME : 58.083		DIFFERENCE : 0.008			
LAP	SECTOR 1	SECTOR 2	LAP TIME	MPH	DIFF	TIME OF DAY	
1 -		23.802	1:06.599	65.29	8.516	11:56:30.115	
2 -	35.903	24.036	59.939	72.55	1.856	11:57:30.054	
3 -	35.433	23.620	59.053	73.63	0.970	11:58:29.107	
4 -	35.473	23.529	59.002	73.70	0.919	11:59:28.109	
5 -	34.925	23.158	58.083 (1)	74.86		12:00:26.192	
6 -	35.006	23.197	58.203 (2)	74.71	0.120	12:01:24.395	
7 -	34.926	23.285	58.211 (3)	74.70	0.128	12:02:22.606	
8 -	34.917	24.008	58.925	73.79	0.842	12:03:21.531	

P16 67 F1		JEFFREY / FIELD		Windle F1 - MJP/wesso racing			
IDEAL LAP TIME : 58.056		BEST LAP TIME : 58.220		DIFFERENCE : 0.164			
LAP	SECTOR 1	SECTOR 2	LAP TIME	MPH	DIFF	TIME OF DAY	
1 -		23.993	1:08.197	63.76	9.977	11:56:31.713	
2 -	35.208	23.738	58.946	73.77	0.726	11:57:30.659	
3 -	35.435	23.371	58.806	73.94	0.586	11:58:29.465	
4 -	35.473	23.682	59.155	73.51	0.935	11:59:28.620	
5 -	34.962	23.267	58.229 (2)	74.68	0.009	12:00:26.849	
6 -	35.123	23.313	58.436 (3)	74.41	0.216	12:01:25.285	
7 -	35.011	23.625	58.636	74.16	0.416	12:02:23.921	
8 -	34.789	23.431	58.220 (1)	74.69		12:03:22.141	

BMCRC - MRO Championships 2023 - Rnd 1 @ Brands Hatch Indy

BMCRC F1 & F2 Sidecars

RACE 2 - SECTOR ANALYSIS



SECTOR 1 = FL to I1, SECTOR 2 = I1 to FL, DIFF = Difference To Personal Best Lap, P = Crossed Finish Line in Pit Lane, D = Time Disallowed

P17	93 F2	GRISTWOOD / SMITH	Suzuki - Gristwood&Toms			
IDEAL LAP TIME : 58.949		BEST LAP TIME : 58.949	DIFFERENCE : 0.000			

LAP	SECTOR 1	SECTOR 2	LAP TIME	MPH	DIFF	TIME OF DAY
1 -		23.761	1:06.122	65.76	7.173	11:56:29.638
2 -	35.454	23.495	58.949 (1)	73.76		11:57:28.587
3 -	36.108	23.996	1:00.104	72.35	1.155	11:58:28.691
4 -	35.746	23.571	59.317 (2)	73.31	0.368	11:59:28.008
5 -	35.845	23.784	59.629 (3)	72.92	0.680	12:00:27.637
6 -	35.640	24.040	59.680	72.86	0.731	12:01:27.317
7 -	36.568	24.063	1:00.631	71.72	1.682	12:02:27.948
8 -	36.122	23.674	59.796	72.72	0.847	12:03:27.744

P18	19 F1	MACBRIDE / EDWARDS	LCR YAMAHA 600 - Lifesafety Motorsport			
IDEAL LAP TIME : 1:03.948		BEST LAP TIME : 1:04.064	DIFFERENCE : 0.116			

LAP	SECTOR 1	SECTOR 2	LAP TIME	MPH	DIFF	TIME OF DAY
1 -		26.768	1:14.601	58.29	10.537	11:56:38.117
2 -	39.001	25.863	1:04.864	67.04	0.800	11:57:42.981
3 -	39.094	25.454	1:04.548 (3)	67.37	0.484	11:58:47.529
4 -	38.530	25.534	1:04.064 (1)	67.87		11:59:51.593
5 -	38.494	26.156	1:04.650	67.26	0.586	12:00:56.243
6 -	39.308	26.600	1:05.908	65.97	1.844	12:02:02.151
7 -	38.631	25.711	1:04.342 (2)	67.58	0.278	12:03:06.493
8 -	39.541	26.505	1:06.046	65.84	1.982	12:04:12.539

P19	135 F2	CROWE / LUDLOW	Suzuki -			
IDEAL LAP TIME : 1:04.016		BEST LAP TIME : 1:04.016	DIFFERENCE : 0.000			

LAP	SECTOR 1	SECTOR 2	LAP TIME	MPH	DIFF	TIME OF DAY
1 -		27.087	1:16.923	56.53	12.907	11:56:40.439
2 -	39.713	26.557	1:06.270	65.61	2.254	11:57:46.709
3 -	38.704	25.937	1:04.641 (2)	67.27	0.625	11:58:51.350
4 -	38.336	25.680	1:04.016 (1)	67.92		11:59:55.366
5 -	39.143	25.988	1:05.131	66.76	1.115	12:01:00.497
6 -	39.620	25.885	1:05.505	66.38	1.489	12:02:06.002
7 -	39.148	25.876	1:05.024 (3)	66.87	1.008	12:03:11.026
8 -	39.533	26.099	1:05.632	66.25	1.616	12:04:16.658

P20	25 F1	MACLAURIN/ HOPE	Ars1 YAMAHA R6 - Amr			
IDEAL LAP TIME : 1:00.739		BEST LAP TIME : 1:04.006	DIFFERENCE : 3.267			

LAP	SECTOR 1	SECTOR 2	LAP TIME	MPH	DIFF	TIME OF DAY
1 -		23.414	1:04.759	67.14	0.753	11:56:28.275
2 -	37.325	26.681	1:04.006 (1)	67.94		11:57:32.281

BMCRC - MRO Championships 2023 - Rnd 1 @ Brands Hatch Indy

BMCRC F1 & F2 Sidecars

RACE 2 - BEST SECTORS

SECTOR 1			SECTOR 2			IDEAL / BEST COMPARISON						
POS	NO	NAME	TIME	NO	NAME	TIME	POS	NO	NAME	IDEAL	BEST	DIFF
									PERFECT LAP	51.806		
1	4	MOLYNEUX / SAYLE	30.998	11	GILBERT / HILDIGE	20.808	1	11	GILBERT / HILDIGE	51.811	51.836	0.025
2	11	GILBERT / HILDIGE	31.003	33	S. HEGARTY / NEAVE	21.172	2	4	MOLYNEUX / SAYLE	52.268	52.542	0.274
3	144	A. FOUNDS / LOWTHER	31.069	26	ATKINSON / MIDDLETON	21.267	3	144	A. FOUNDS / LOWTH	52.355	52.494	0.139
4	33	S. HEGARTY / NEAVE	31.335	4	MOLYNEUX / SAYLE	21.270	4	33	S. HEGARTY / NEAV	52.507	52.516	0.009
5	26	ATKINSON / MIDDLETON	31.446	144	A. FOUNDS / LOWTHER	21.286	5	26	ATKINSON / MIDDLE	52.713	52.713	0.000
6	9	CLARKE / JOHNSON	31.635	62	WRIGHT / BAILEY	21.292	6	62	WRIGHT / BAILEY	53.035	53.131	0.096
7	62	WRIGHT / BAILEY	31.743	9	CLARKE / JOHNSON	21.848	7	9	CLARKE / JOHNSON	53.483	53.556	0.073
8	7	PEARSON / PARKER	32.312	7	PEARSON / PARKER	21.994	8	7	PEARSON / PARKER	54.306	54.468	0.162
9	65	FAIERS / PLUCKROSE	32.693	65	FAIERS / PLUCKROSE	22.049	9	65	FAIERS / PLUCKROS	54.742	55.163	0.421
10	28	KING / SIGSWORTH	32.976	28	KING / SIGSWORTH	22.238	10	28	KING / SIGSWORTH	55.214	55.333	0.119
11	58	L. EASTELL / M. EASTELL	33.523	17	THOMAS / COLE	22.286	11	58	L. EASTELL / M. EAS	56.084	56.303	0.219
12	10	WEBB / HOPE	33.893	58	L. EASTELL / M. EASTELL	22.561	12	17	THOMAS / COLE	56.367	56.367	0.000
13	17	THOMAS / COLE	34.081	10	WEBB / HOPE	22.612	13	10	WEBB / HOPE	56.505	56.714	0.209
14	83	BUCHANAN / EVANS	34.329	13	M. HEGARTY / WHITNALL	23.158	14	83	BUCHANAN / EVANS	57.673	57.788	0.115
15	67	JEFFREY / FIELD	34.789	67	JEFFREY / FIELD	23.267	15	67	JEFFREY / FIELD	58.056	58.220	0.164
16	13	M. HEGARTY / WHITNALL	34.917	83	BUCHANAN / EVANS	23.344	16	13	M. HEGARTY / WHIT	58.075	58.083	0.008
17	93	GRISTWOOD / SMITH	35.454	25	MACLAURIN / HOPE	23.414	17	93	GRISTWOOD / SMITH	58.949	58.949	0.000
18	25	MACLAURIN / HOPE	37.325	93	GRISTWOOD / SMITH	23.495	18	25	MACLAURIN / HOPE	1:00.739	1:04.006	3.267
19	135	CROWE / LUDLOW	38.336	19	MACBRIDE / EDWARDS	25.454	19	19	MACBRIDE / EDWAR	1:03.948	1:04.064	0.116
20	19	MACBRIDE / EDWARDS	38.494	135	CROWE / LUDLOW	25.680	20	135	CROWE / LUDLOW	1:04.016	1:04.016	0.000
21												
22												

BMCRC - MRO Championships 2023 - Rnd 1 @ Brands Hatch Indy

BMCRC F1 & F2 Sidecars

RACE 2 - STATISTICS

Competitors Started 22
Planned Start 2023-03-11 @ 12:08:00.000
Actual Start 2023-03-11 @ 11:55:23.515
Finish Time 2023-03-11 @ 12:03:20.232
Track Length 1.2079mi.
Total Laps 168
Total Distance Covered 202.9348mi.

Session Fastest Lap History

NO	CL	NAME	LAP TIME	TIME OF DAY	LAP	VEHICLE
11	F1	GILBERT / HILDIGE	51.836	11:57:14.068	2	Ryde

Session Leader History

NO	CL	NAME	FROM LAP	LAPS LED	DISTANCE	VEHICLE
11	F1	GILBERT / HILDIGE	1	9	10.87 miles	Ryde

Flag History

TYPE	TIME OF DAY
GREEN	11:55:23.515
FINISH	12:03:20.232

Flag Statistics

TYPE	COUNT	TOTAL LAPS	TOTAL TIME
Green	1	9	9:02.937
Red	0	0	0.000
Safety Car	0	0	0.000
FCY	0	0	0.000

BMCRC - MRO Championships 2023 - Rnd 1 @ Brands Hatch Indy

BMCRC F1 & F2 Sidecars

RACE 2 - STATISTICS

CLASS : F1

9 Starters

Fastest Lap History

NO	NAME	LAP TIME	TIME OF DAY	LAP	VEHICLE
11	GILBERT / HILDIGE	51.836	11:57:14.068	2	Ryde

Leader History

NO	NAME	FROM LAP	LAPS LED	DISTANCE	VEHICLE
11	GILBERT / HILDIGE	1	9	10.87 miles	Ryde

BMCRC - MRO Championships 2023 - Rnd 1 @ Brands Hatch Indy

BMCRC F1 & F2 Sidecars

RACE 2 - STATISTICS

CLASS : F2

13 Starters

Fastest Lap History

NO	NAME	LAP TIME	TIME OF DAY	LAP	VEHICLE
33	S. HEGARTY / NEAVE	53.326	11:57:16.545	2	Baker HONDA
33	S. HEGARTY / NEAVE	52.852	11:58:09.398	3	Baker HONDA
144	A. FOUNDS / LOWTHER	52.752	11:58:09.810	3	LCR YAMAHA R6
144	A. FOUNDS / LOWTHER	52.704	11:59:02.514	4	LCR YAMAHA R6
33	S. HEGARTY / NEAVE	52.516	12:00:47.616	6	Baker HONDA
144	A. FOUNDS / LOWTHER	52.494	12:01:40.761	7	LCR YAMAHA R6

Leader History

NO	NAME	FROM LAP	LAPS LED	DISTANCE	VEHICLE
33	S. HEGARTY / NEAVE	1	9	10.87 miles	Baker HONDA

BMCRC - MRO Championships 2023 - Rnd 1 @ Brands Hatch Indy



BMCRC F1 & F2 Sidecars

RACE 13 - GRID (9 Laps)

ROW 12	24	37	MORPHET / REILLY	23	113	HANDCOCK / MORALEE				
ROW 11			1:04.064	22	19	MACBRIDE / EDWARDS	21	135	CROWE / LUDLOW	1:04.016
ROW 10			1:04.006	20	25	MACLAURIN/ HOPE	19	121	LAWRENCE / PYMM	
ROW 9			58.949	18	93	GRISTWOOD / SMITH	17	67	JEFFREY / FIELD	58.220
ROW 8			58.083	16	13	M. HEGARTY / WHITNALL	15	69	LAMBERT / HAYNES	
ROW 7			57.788	14	83	BUCHANAN / EVANS	13	10	WEBB / HOPE	56.714
ROW 6			56.367	12	17	THOMAS / COLE	11	58	L. EASTELL / M. EASTELL	56.303
ROW 5			55.333	10	28	KING / SIGSWORTH	9	65	FAIERS / PLUCKROSE	55.163
ROW 4			54.468	8	7	PEARSON / PARKER	7	9	CLARKE / JOHNSON	53.556
ROW 3			53.131	6	62	WRIGHT / BAILEY	5	26	ATKINSON / MIDDLETON	52.713
ROW 2			52.542	4	4	MOLYNEUX / SAYLE	3	33	S. HEGARTY / NEAVE	52.516
ROW 1			52.494	2	144	A. FOUNDS / LOWTHER	1	11	GILBERT / HILDIGE	51.836
Pole										

Brands Hatch Indy: 1.2079 miles

These results are provisional until the conclusion of any judicial and technical matters.

Clerk Of Course :	Stewards :	Timekeeper : <i>Craig Smith</i>
-------------------	------------	------------------------------------

Results can be found at www.tsl-timing.com

Printed - 12:07 Saturday, 11 March 2023



BMCRC - MRO Championships 2023 - Rnd 1 @ Brands Hatch Indy

BMCRC F1 & F2 Sidecars

RACE 13 - CLASSIFICATION



POS	NO	CL	PIC NAME	ENTRY	LAPS	TIME	GAP	DIFF	MPH	BEST	ON
1	11	F1	1 GILBERT / HILDIGE	Ryde - West Ewell fencing	9	7:56.319			82.16	51.787	6
2	4	F1	2 MOLYNEUX / SAYLE	KTM 890 R - A&J racing	9	7:58.542	2.223	2.223	81.78	52.102	2
3	33	F2	1 S. HEGARTY / NEAVE	Baker HONDA - Sean Hegarty ltd	9	7:59.266	2.947	0.724	81.66	52.108	8
4	144	F2	2 A. FOUNDS / LOWTHER	LCR YAMAHA R6 - Indelible Ink Tattoo - Gosport	9	7:59.879	3.560	0.613	81.55	52.120	7
5	26	F2	3 ATKINSON / MIDDLETON	Bellas F2 -	9	8:08.580	12.261	8.701	80.10	52.829	9
6	9	F2	4 CLARKE / JOHNSON	Windle Yamaha - Eddys Moto	9	8:15.148	18.829	6.568	79.04	53.167	4
7	62	F1	3 WRIGHT / BAILEY	RYDE F998 Yamaha - Stainless Steel Designs Ltd.	9	8:18.866	22.547	3.718	78.45	53.655	8
8	69	F2	5 LAMBERT / HAYNES	LCR Honda - graham anne ward	9	8:19.502	23.183	0.636	78.35	53.651	9
9	65	F1	4 FAIERS / PLUCKROSE	Dean Ryde YAMAHA R6 - AW Racing Ltd	9	8:29.146	32.827	9.644	76.86	54.888	6
10	28	F2	6 KING / SIGSWORTH	Lumley Ireson F2 - Townsend Motors	9	8:29.601	33.282	0.455	76.80	55.365	5
11	7	F2	7 PEARSON / PARKER	LCR Suzuki - ABS Racing	9	8:29.700	33.381	0.099	76.78	54.286	6
12	58	F2	8 L. EASTELL / M. EASTELL	Shelbourne Yamaha - Lee Eastell Engineering servi	9	8:34.745	38.426	5.045	76.03	55.377	9
13	17	F2	9 THOMAS / COLE	Ireson HONDA - Team Walters And Thomas Sidecar	9	8:36.176	39.857	1.431	75.82	55.859	2
14	10	F1	5 WEBB / HOPE	LCR YAMAHA - N W Services	9	8:45.703	49.384	9.527	74.44	55.943	9
15	13	F2	10 M. HEGARTY / WHITNALL	Shelbourne HONDA - Mark Hegarty Surfacing	9	8:46.799	50.480	1.096	74.29	56.925	9
16	121	F1	6 LAWRENCE / PYMM	LCR YAMAHA - highfield transport, JHM autos	9	8:46.977	50.658	0.178	74.26	55.766	7
17	25	F1	7 MACLAURIN / HOPE	Ars1 YAMAHA R6 - Amr	9	8:47.257	50.938	0.280	74.22	54.592	6
18	83	F2	11 BUCHANAN / EVANS	Lumley Kawasaki - Bull Inn Racing	8	7:58.303	1 Lap	1 Lap	72.73	58.467	6
19	93	F2	12 GRISTWOOD / SMITH	Suzuki - Gristwood&Toms	8	7:58.663	1 Lap	0.360	72.67	58.354	8
20	67	F1	8 JEFFREY / FIELD	Windle F1 - MJP/wesso racing	8	7:59.077	1 Lap	0.414	72.61	58.321	8
21	135	F2	13 CROWE / LUDLOW	Suzuki -	8	8:40.857	1 Lap	41.780	66.79	1:01.567	8
22	19	F1	9 MACBRIDE / EDWARDS	LCR YAMAHA 600 - Lifesafety Motorsport	8	8:58.941	1 Lap	18.084	64.55	1:04.800	2

FASTEST LAP

11	F1	GILBERT / HILDIGE	Ryde - West Ewell fencing	6	51.787	83.97 mph	135.13 kph
33	F2	S. HEGARTY / NEAVE	Baker HONDA - Sean Hegarty ltd	8	52.108	83.45 mph	134.30 kph

Class F1 - 92.5% of Race Speed = 75.99 mph

Class F2 - 92.5% of Race Speed = 75.53 mph

Weather / Track : Cloudy / Dry

These results are provisional until the conclusion of any judicial and technical matters.

Race Distance: 9 Laps / 10.87 miles

Brands Hatch Indy: 1.2079 miles

Date: 11/03/2023 Start: 15:12 Finish: 15:20

Clerk Of Course :

Stewards :

Timekeeper :

Craig Smith

Results can be found at www.tsl-timing.com

Printed - 15:22 Saturday, 11 March 2023



BMCRC - MRO Championships 2023 - Rnd 1 @ Brands Hatch Indy

BMCRC F1 & F2 Sidecars

RACE 13 - LAP CHART

LAP 1 @ 15:13:17.357

NO	BEHIND	LAP TIME
33		58.315
4	0.176	58.491
11	0.626	58.941
144	1.957	1:00.272
26	2.402	1:00.717
9	2.836	1:01.151
28	3.925	1:02.240
17	4.714	1:03.029
62	5.022	1:03.337
65	5.384	1:03.699
69	5.905	1:04.220
58	6.426	1:04.741
13	7.247	1:05.562
7	7.367	1:05.682
83	7.572	1:05.887
25	7.739	1:06.054
93	9.018	1:07.333
10	9.556	1:07.871
67	9.942	1:08.257
121	12.830	1:11.145
19	15.787	1:14.102
135	16.165	1:14.480

LAP 2 @ 15:14:09.635

NO	BEHIND	LAP TIME
4		52.102
11	0.187	51.839
33	0.978	53.256
144	2.658	52.979
26	3.955	53.831
9	4.725	54.167
28	7.519	55.872
17	8.295	55.859
62	8.404	55.660
65	8.800	55.694
69	9.457	55.830
58	10.830	56.682
7	11.177	56.088
13	13.288	58.319
25	13.389	57.928
10	14.847	57.569
83	14.982	59.688
93	15.966	59.226
67	16.364	58.700
121	18.181	57.629
19	28.309	1:04.800
135	30.643	1:06.756

LAP 3 @ 15:15:01.712

NO	BEHIND	LAP TIME
11		51.890
4	0.029	52.106
33	1.753	52.852
144	2.961	52.380
26	5.367	53.489
9	6.837	54.189
62	11.021	54.694
28	11.512	56.070
69	12.317	54.937
17	12.713	56.495
65	12.984	56.261
7	14.440	55.340

58	15.587	56.834
13	18.491	57.280
25	18.636	57.324
10	18.725	55.955
83	21.837	58.932
93	22.456	58.567
67	22.785	58.498
121	23.127	57.023
19	41.997	1:05.765
135	42.677	1:04.111

LAP 4 @ 15:15:53.817

NO	BEHIND	LAP TIME
11		52.105
4	0.785	52.861
33	2.035	52.387
144	3.272	52.416
26	6.507	53.245
9	7.899	53.167
62	13.208	54.292
69	14.923	54.711
28	15.138	55.731
17	17.145	56.537
65	17.222	56.343
7	17.389	55.054
58	19.677	56.195
25	21.720	55.189
13	23.694	57.308
10	23.836	57.216
83	28.706	58.974
93	28.844	58.493
67	29.414	58.734
121	29.706	58.684

LAP 5 @ 15:16:45.848

NO	BEHIND	LAP TIME
11		52.031
4	2.037	53.283
33	2.424	52.420
144	3.729	52.488
135	1 Lap	1:05.371
19	1 Lap	1:07.638
26	7.583	53.107
9	9.230	53.362
62	15.008	53.831
69	17.146	54.254
28	18.472	55.365
65	21.088	55.897
17	21.975	56.861
7	22.086	56.728
58	23.898	56.252
25	24.525	54.836
10	28.812	57.007
13	29.553	57.890
83	35.217	58.542
121	35.341	57.666
93	35.892	59.079
67	36.541	59.158

LAP 6 @ 15:17:37.635

NO	BEHIND	LAP TIME
11		51.787
4	3.204	52.954
33	3.889	53.252

144	4.272	52.330
26	10.387	54.591
9	12.885	55.442
135	1 Lap	1:03.894
62	18.663	55.442
69	19.313	53.954
19	1 Lap	1:08.211
28	22.622	55.937
65	24.189	54.888
7	24.585	54.286
17	26.870	56.682
25	27.330	54.592
58	27.877	55.766
10	34.281	57.256
13	35.146	57.380
121	39.425	55.871
83	41.897	58.467
93	42.763	58.658
67	43.415	58.661

LAP 7 @ 15:18:29.967

NO	BEHIND	LAP TIME
11		52.332
4	2.984	52.112
33	3.874	52.317
144	4.060	52.120
26	11.334	53.279
9	15.008	54.455
62	20.474	54.143
69	21.201	54.220
135	1 Lap	1:02.126
28	26.238	55.948
65	27.146	55.289
7	27.598	55.345
17	31.339	56.801
58	31.610	56.065
19	1 Lap	1:05.125
10	39.381	57.432
13	40.663	57.849
121	42.859	55.766
25	44.432	1:09.434
83	48.406	58.841
93	49.384	58.953
67	49.831	58.748

LAP 8 @ 15:19:22.033

NO	BEHIND	LAP TIME
11		52.066
4	3.035	52.117
33	3.916	52.108
144	4.312	52.318
26	12.760	53.492
9	17.502	54.560
62	22.063	53.655
69	22.860	53.725
28	30.159	55.987
7	30.576	55.044
65	30.719	55.639
135	1 Lap	1:02.552
58	36.377	56.833
17	36.675	57.402
10	46.769	59.454
13	46.883	58.286
121	47.509	56.716
25	48.598	56.232

19	1 Lap	1:06.660
----	-------	----------

LAP 9 @ 15:20:15.361

NO	BEHIND	LAP TIME
11		53.328
83	1 Lap	58.972
4	2.223	52.516
93	1 Lap	58.354
67	1 Lap	58.321
33	2.947	52.359
144	3.560	52.576
26	12.261	52.829
9	18.829	54.655
62	22.547	53.812
69	23.183	53.651
65	32.827	55.436
28	33.282	56.451
7	33.381	56.133
58	38.426	55.377
17	39.857	56.510
135	1 Lap	1:01.567
10	49.384	55.943
13	50.480	56.925
121	50.658	56.477
25	50.938	55.668
19	1 Lap	1:06.640

BMCRC - MRO Championships 2023 - Rnd 1 @ Brands Hatch Indy

BMCRC F1 & F2 Sidecars

RACE 13 - POSITION CHART

No	Name	Lap Pos										
			1	2	3	4	5	6	7	8	9	
11	GILBERT / HILDIGE	1	33	4	11	11	11	11	11	11	11	11
144	A. FOUNDS / LOWTHE	2	4	11	4	4	4	4	4	4	4	4
33	S. HEGARTY / NEAVE	3	11	33	33	33	33	33	33	33	33	33
4	MOLYNEUX / SAYLE	4	144	144	144	144	144	144	144	144	144	144
26	ATKINSON / MIDDLETON	5	26	26	26	26	26	26	26	26	26	26
62	WRIGHT / BAILEY	6	9	9	9	9	9	9	9	9	9	9
9	CLARKE / JOHNSON	7	28	28	62	62	62	62	62	62	62	62
7	PEARSON / PARKER	8	17	17	28	69	69	69	69	69	69	69
65	FAIERS / PLUCKROSE	9	62	62	69	28	28	28	28	28	65	65
28	KING / SIGSWORTH	10	65	65	17	17	65	65	65	7	28	28
58	L. EASTELL / M. EASTELL	11	69	69	65	65	17	7	7	65	7	7
17	THOMAS / COLE	12	58	58	7	7	7	17	17	58	58	58
10	WEBB / HOPE	13	13	7	58	58	58	25	58	17	17	17
83	BUCHANAN / EVANS	14	7	13	13	25	25	58	10	10	10	10
69	LAMBERT / HAYNES	15	83	25	25	13	10	10	13	13	13	13
13	M. HEGARTY / WHITMAN	16	25	10	10	10	13	13	121	121	121	121
67	JEFFREY / FIELD	17	93	83	83	83	83	121	25	25	25	25
93	GRISTWOOD / SMITH	18	10	93	93	93	121	83	83	83	83	83
121	LAWRENCE / PYMM	19	67	67	67	67	93	93	93	93	93	93
25	MACLAURIN / HOPE	20	121	121	121	121	67	67	67	67	67	67
135	CROWE / LUDLOW	21	19	19	19	135	135	135	135	135	135	135
19	MACBRIDE / EDWARD	22	135	135	135	19	19	19	19	19	19	19

BMCRC - MRO Championships 2023 - Rnd 1 @ Brands Hatch Indy

BMCRC F1 & F2 Sidecars

RACE 13 - SECTOR ANALYSIS



SECTOR 1 = FL to I1, SECTOR 2 = I1 to FL, DIFF = Difference To Personal Best Lap, P = Crossed Finish Line in Pit Lane, D = Time Disallowed

P1		11 F1		GILBERT / HILDIGE		Ryde - West Ewell fencing	
IDEAL LAP TIME : 51.314		BEST LAP TIME : 51.787		DIFFERENCE : 0.473			
LAP	SECTOR 1	SECTOR 2	LAP TIME	MPH	DIFF	TIME OF DAY	
1 -		21.211	58.941	73.77	7.154	15:13:17.983	
2 -	31.060	20.779	51.839 (2)	83.88	0.052	15:14:09.822	
3 -	31.139	20.751	51.890 (3)	83.80	0.103	15:15:01.712	
4 -	31.185	20.920	52.105	83.45	0.318	15:15:53.817	
5 -	30.563	21.468	52.031	83.57	0.244	15:16:45.848	
6 -	30.741	21.046	51.787 (1)	83.97		15:17:37.635	
7 -	31.304	21.028	52.332	83.09	0.545	15:18:29.967	
8 -	31.307	20.759	52.066	83.52	0.279	15:19:22.033	
9 -	31.681	21.647	53.328	81.54	1.541	15:20:15.361	

P2		4 F1		MOLYNEUX / SAYLE		KTM 890 R - A&J racing	
IDEAL LAP TIME : 51.747		BEST LAP TIME : 52.102		DIFFERENCE : 0.355			
LAP	SECTOR 1	SECTOR 2	LAP TIME	MPH	DIFF	TIME OF DAY	
1 -		21.549	58.491	74.34	6.389	15:13:17.533	
2 -	30.816	21.286	52.102 (1)	83.46		15:14:09.635	
3 -	30.751	21.355	52.106 (2)	83.45	0.004	15:15:01.741	
4 -	31.151	21.710	52.861	82.26	0.759	15:15:54.602	
5 -	31.159	22.124	53.283	81.61	1.181	15:16:47.885	
6 -	31.606	21.348	52.954	82.12	0.852	15:17:40.839	
7 -	30.806	21.306	52.112 (3)	83.44	0.010	15:18:32.951	
8 -	31.121	20.996	52.117	83.43	0.015	15:19:25.068	
9 -	30.916	21.600	52.516	82.80	0.414	15:20:17.584	

P3		33 F2		S. HEGARTY / NEAVE		Baker HONDA - Sean Hegarty Ltd	
IDEAL LAP TIME : 52.108		BEST LAP TIME : 52.108		DIFFERENCE : 0.000			
LAP	SECTOR 1	SECTOR 2	LAP TIME	MPH	DIFF	TIME OF DAY	
1 -		21.589	58.315	74.57	6.207	15:13:17.357	
2 -	31.723	21.533	53.256	81.65	1.148	15:14:10.613	
3 -	31.572	21.280	52.852	82.27	0.744	15:15:03.465	
4 -	31.176	21.211	52.387	83.00	0.279	15:15:55.852	
5 -	31.165	21.255	52.420	82.95	0.312	15:16:48.272	
6 -	31.752	21.500	53.252	81.66	1.144	15:17:41.524	
7 -	31.020	21.297	52.317 (2)	83.12	0.209	15:18:33.841	
8 -	30.937	21.171	52.108 (1)	83.45		15:19:25.949	
9 -	30.961	21.398	52.359 (3)	83.05	0.251	15:20:18.308	

P4		144 F2		A. FOUNDS / LOWTHER		LCR YAMAHA R6 - Indelible Ink Tattoo - Gosport	
IDEAL LAP TIME : 51.943		BEST LAP TIME : 52.120		DIFFERENCE : 0.177			
LAP	SECTOR 1	SECTOR 2	LAP TIME	MPH	DIFF	TIME OF DAY	
1 -		22.008	1:00.272	72.14	8.152	15:13:19.314	
2 -	31.301	21.678	52.979	82.08	0.859	15:14:12.293	
3 -	31.138	21.242	52.380	83.02	0.260	15:15:04.673	
4 -	31.057	21.359	52.416	82.96	0.296	15:15:57.089	
5 -	31.038	21.450	52.488	82.84	0.368	15:16:49.577	
6 -	30.808	21.522	52.330 (3)	83.09	0.210	15:17:41.907	
7 -	30.985	21.135	52.120 (1)	83.43		15:18:34.027	
8 -	30.987	21.331	52.318 (2)	83.11	0.198	15:19:26.345	
9 -	31.116	21.460	52.576	82.71	0.456	15:20:18.921	

BMCRC - MRO Championships 2023 - Rnd 1 @ Brands Hatch Indy

BMCRC F1 & F2 Sidecars

RACE 13 - SECTOR ANALYSIS



SECTOR 1 = FL to I1, SECTOR 2 = I1 to FL, DIFF = Difference To Personal Best Lap, P = Crossed Finish Line in Pit Lane, D = Time Disallowed

P5 26 F2		ATKINSON / MIDDLETON		Bellas F2 -		
IDEAL LAP TIME : 52.829		BEST LAP TIME : 52.829		DIFFERENCE : 0.000		
LAP	SECTOR 1	SECTOR 2	LAP TIME	MPH	DIFF	TIME OF DAY
1 -		22.117	1:00.717	71.62	7.888	15:13:19.759
2 -	31.988	21.843	53.831	80.78	1.002	15:14:13.590
3 -	31.990	21.499	53.489	81.29	0.660	15:15:07.079
4 -	31.673	21.572	53.245 (3)	81.67	0.416	15:16:00.324
5 -	31.657	21.450	53.107 (2)	81.88	0.278	15:16:53.431
6 -	32.909	21.682	54.591	79.65	1.762	15:17:48.022
7 -	31.759	21.520	53.279	81.61	0.450	15:18:41.301
8 -	31.940	21.552	53.492	81.29	0.663	15:19:34.793
9 -	31.564	21.265	52.829 (1)	82.31		15:20:27.622

P6 9 F2		CLARKE / JOHNSON		Windle Yamaha - Eddys Moto		
IDEAL LAP TIME : 53.167		BEST LAP TIME : 53.167		DIFFERENCE : 0.000		
LAP	SECTOR 1	SECTOR 2	LAP TIME	MPH	DIFF	TIME OF DAY
1 -		21.981	1:01.151	71.11	7.984	15:13:20.193
2 -	32.312	21.855	54.167 (3)	80.28	1.000	15:14:14.360
3 -	32.507	21.682	54.189	80.24	1.022	15:15:08.549
4 -	31.666	21.501	53.167 (1)	81.79		15:16:01.716
5 -	31.713	21.649	53.362 (2)	81.49	0.195	15:16:55.078
6 -	33.064	22.378	55.442	78.43	2.275	15:17:50.520
7 -	32.279	22.176	54.455	79.85	1.288	15:18:44.975
8 -	32.422	22.138	54.560	79.70	1.393	15:19:39.535
9 -	32.655	22.000	54.655	79.56	1.488	15:20:34.190

P7 62 F1		WRIGHT / BAILEY		RYDE F998 Yamaha - Stainless Steel Designs Ltd.		
IDEAL LAP TIME : 53.655		BEST LAP TIME : 53.655		DIFFERENCE : 0.000		
LAP	SECTOR 1	SECTOR 2	LAP TIME	MPH	DIFF	TIME OF DAY
1 -		22.811	1:03.337	68.65	9.682	15:13:22.379
2 -	33.625	22.035	55.660	78.12	2.005	15:14:18.039
3 -	32.626	22.068	54.694	79.50	1.039	15:15:12.733
4 -	32.193	22.099	54.292	80.09	0.637	15:16:07.025
5 -	32.137	21.694	53.831 (3)	80.78	0.176	15:17:00.856
6 -	32.416	23.026	55.442	78.43	1.787	15:17:56.298
7 -	32.407	21.736	54.143	80.31	0.488	15:18:50.441
8 -	32.117	21.538	53.655 (1)	81.04		15:19:44.096
9 -	32.167	21.645	53.812 (2)	80.81	0.157	15:20:37.908

P8 69 F2		LAMBERT / HAYNES		LCR Honda - graham anne ward		
IDEAL LAP TIME : 53.398		BEST LAP TIME : 53.651		DIFFERENCE : 0.253		
LAP	SECTOR 1	SECTOR 2	LAP TIME	MPH	DIFF	TIME OF DAY
1 -		22.726	1:04.220	67.71	10.569	15:13:23.262
2 -	33.210	22.620	55.830	77.89	2.179	15:14:19.092
3 -	32.699	22.238	54.937	79.15	1.286	15:15:14.029
4 -	32.535	22.176	54.711	79.48	1.060	15:16:08.740
5 -	32.443	21.811	54.254	80.15	0.603	15:17:02.994
6 -	31.842	22.112	53.954 (3)	80.59	0.303	15:17:56.948
7 -	32.335	21.885	54.220	80.20	0.569	15:18:51.168
8 -	32.013	21.712	53.725 (2)	80.94	0.074	15:19:44.893
9 -	32.095	21.556	53.651 (1)	81.05		15:20:38.544

BMCRC - MRO Championships 2023 - Rnd 1 @ Brands Hatch Indy

BMCRC F1 & F2 Sidecars

RACE 13 - SECTOR ANALYSIS



SECTOR 1 = FL to I1, SECTOR 2 = I1 to FL, DIFF = Difference To Personal Best Lap, P = Crossed Finish Line in Pit Lane, D = Time Disallowed

P9 65 F1 FAIERS / PLUCKROSE		Dean Ryde YAMAHA R6 - AW Racing Ltd				
IDEAL LAP TIME : 54.542		BEST LAP TIME : 54.888		DIFFERENCE : 0.346		
LAP	SECTOR 1	SECTOR 2	LAP TIME	MPH	DIFF	TIME OF DAY
1 -		23.404	1:03.699	68.26	8.811	15:13:22.741
2 -	33.622	22.072	55.694	78.08	0.806	15:14:18.435
3 -	33.873	22.388	56.261	77.29	1.373	15:15:14.696
4 -	33.279	23.064	56.343	77.18	1.455	15:16:11.039
5 -	33.417	22.480	55.897	77.79	1.009	15:17:06.936
6 -	32.470	22.418	54.888 (1)	79.22		15:18:01.824
7 -	33.019	22.270	55.289 (2)	78.65	0.401	15:18:57.113
8 -	33.180	22.459	55.639	78.15	0.751	15:19:52.752
9 -	33.120	22.316	55.436 (3)	78.44	0.548	15:20:48.188

P10 28 F2 KING / SIGSWORTH		Lumley Ireson F2 - Townsend Motors				
IDEAL LAP TIME : 55.355		BEST LAP TIME : 55.365		DIFFERENCE : 0.010		
LAP	SECTOR 1	SECTOR 2	LAP TIME	MPH	DIFF	TIME OF DAY
1 -		22.379	1:02.240	69.86	6.875	15:13:21.282
2 -	33.713	22.159	55.872 (3)	77.83	0.507	15:14:17.154
3 -	33.571	22.499	56.070	77.55	0.705	15:15:13.224
4 -	33.335	22.396	55.731 (2)	78.02	0.366	15:16:08.955
5 -	33.196	22.169	55.365 (1)	78.54		15:17:04.320
6 -	33.313	22.624	55.937	77.74	0.572	15:18:00.257
7 -	33.584	22.364	55.948	77.72	0.583	15:18:56.205
8 -	33.718	22.269	55.987	77.67	0.622	15:19:52.192
9 -	33.583	22.868	56.451	77.03	1.086	15:20:48.643

P11 7 F2 PEARSON / PARKER		LCR Suzuki - ABS Racing				
IDEAL LAP TIME : 54.286		BEST LAP TIME : 54.286		DIFFERENCE : 0.000		
LAP	SECTOR 1	SECTOR 2	LAP TIME	MPH	DIFF	TIME OF DAY
1 -		23.610	1:05.682	66.20	11.396	15:13:24.724
2 -	33.556	22.532	56.088	77.53	1.802	15:14:20.812
3 -	33.202	22.138	55.340	78.57	1.054	15:15:16.152
4 -	32.424	22.630	55.054 (3)	78.98	0.768	15:16:11.206
5 -	34.319	22.409	56.728	76.65	2.442	15:17:07.934
6 -	32.153	22.133	54.286 (1)	80.10		15:18:02.220
7 -	32.877	22.468	55.345	78.57	1.059	15:18:57.565
8 -	32.776	22.268	55.044 (2)	79.00	0.758	15:19:52.609
9 -	33.290	22.843	56.133	77.46	1.847	15:20:48.742

P12 58 F2 L EASTELL / M. EASTELL		Shelbourne Yamaha - Lee Eastell Engineering services Ltd				
IDEAL LAP TIME : 55.377		BEST LAP TIME : 55.377		DIFFERENCE : 0.000		
LAP	SECTOR 1	SECTOR 2	LAP TIME	MPH	DIFF	TIME OF DAY
1 -		23.344	1:04.741	67.16	9.364	15:13:23.783
2 -	33.751	22.931	56.682	76.71	1.305	15:14:20.465
3 -	33.740	23.094	56.834	76.51	1.457	15:15:17.299
4 -	33.308	22.887	56.195	77.38	0.818	15:16:13.494
5 -	33.423	22.829	56.252	77.30	0.875	15:17:09.746
6 -	33.196	22.570	55.766 (2)	77.97	0.389	15:18:05.512
7 -	33.511	22.554	56.065 (3)	77.56	0.688	15:19:01.577
8 -	33.917	22.916	56.833	76.51	1.456	15:19:58.410
9 -	33.050	22.327	55.377 (1)	78.52		15:20:53.787

BMCRC - MRO Championships 2023 - Rnd 1 @ Brands Hatch Indy

BMCRC F1 & F2 Sidecars

RACE 13 - SECTOR ANALYSIS



SECTOR 1 = FL to I1, SECTOR 2 = I1 to FL, DIFF = Difference To Personal Best Lap, P = Crossed Finish Line in Pit Lane, D = Time Disallowed

P13 17 F2 THOMAS / COLE		Ireson HONDA - Team Walters And Thomas Sidecar racing				
IDEAL LAP TIME : 55.710		BEST LAP TIME : 55.859		DIFFERENCE : 0.149		
LAP	SECTOR 1	SECTOR 2	LAP TIME	MPH	DIFF	TIME OF DAY
1 -		22.873	1:03.029	68.99	7.170	15:13:22.071
2 -	33.274	22.585	55.859 (1)	77.84		15:14:17.930
3 -	33.853	22.642	56.495 (2)	76.97	0.636	15:15:14.425
4 -	33.408	23.129	56.537	76.91	0.678	15:16:10.962
5 -	34.372	22.489	56.861	76.47	1.002	15:17:07.823
6 -	34.246	22.436	56.682	76.71	0.823	15:18:04.505
7 -	34.267	22.534	56.801	76.55	0.942	15:19:01.306
8 -	34.518	22.884	57.402	75.75	1.543	15:19:58.708
9 -	33.959	22.551	56.510 (3)	76.95	0.651	15:20:55.218

P14 10 F1 WEBB / HOPE		LCR YAMAHA - N W Services				
IDEAL LAP TIME : 55.232		BEST LAP TIME : 55.943		DIFFERENCE : 0.711		
LAP	SECTOR 1	SECTOR 2	LAP TIME	MPH	DIFF	TIME OF DAY
1 -		24.127	1:07.871	64.07	11.928	15:13:26.913
2 -	34.697	22.872	57.569	75.53	1.626	15:14:24.482
3 -	33.185	22.770	55.955 (2)	77.71	0.012	15:15:20.437
4 -	34.189	23.027	57.216	76.00	1.273	15:16:17.653
5 -	33.883	23.124	57.007 (3)	76.28	1.064	15:17:14.660
6 -	34.767	22.489	57.256	75.95	1.313	15:18:11.916
7 -	34.547	22.885	57.432	75.71	1.489	15:19:09.348
8 -	35.138	24.316	59.454	73.14	3.511	15:20:08.802
9 -	33.896	22.047	55.943 (1)	77.73		15:21:04.745

P15 13 F2 M. HEGARTY / WHITNALL		Shelbourne HONDA - Mark Hegarty Surfacing				
IDEAL LAP TIME : 56.819		BEST LAP TIME : 56.925		DIFFERENCE : 0.106		
LAP	SECTOR 1	SECTOR 2	LAP TIME	MPH	DIFF	TIME OF DAY
1 -		24.105	1:05.562	66.32	8.637	15:13:24.604
2 -	35.060	23.259	58.319	74.56	1.394	15:14:22.923
3 -	34.110	23.170	57.280 (2)	75.91	0.355	15:15:20.203
4 -	34.166	23.142	57.308 (3)	75.88	0.383	15:16:17.511
5 -	34.723	23.167	57.890	75.11	0.965	15:17:15.401
6 -	34.399	22.981	57.380	75.78	0.455	15:18:12.781
7 -	35.027	22.822	57.849	75.17	0.924	15:19:10.630
8 -	34.430	23.856	58.286	74.60	1.361	15:20:08.916
9 -	34.216	22.709	56.925 (1)	76.39		15:21:05.841

P16 121 F1 LAWRENCE / PYMM		LCR YAMAHA - highfield transport, JHM autos				
IDEAL LAP TIME : 54.979		BEST LAP TIME : 55.766		DIFFERENCE : 0.787		
LAP	SECTOR 1	SECTOR 2	LAP TIME	MPH	DIFF	TIME OF DAY
1 -		23.818	1:11.145	61.12	15.379	15:13:30.187
2 -	34.406	23.223	57.629	75.45	1.863	15:14:27.816
3 -	33.897	23.126	57.023	76.26	1.257	15:15:24.839
4 -	34.841	23.843	58.684	74.10	2.918	15:16:23.523
5 -	34.421	23.245	57.666	75.41	1.900	15:17:21.189
6 -	33.477	22.394	55.871 (2)	77.83	0.105	15:18:17.060
7 -	33.402	22.364	55.766 (1)	77.97		15:19:12.826
8 -	32.615	24.101	56.716	76.67	0.950	15:20:09.542
9 -	33.812	22.665	56.477 (3)	76.99	0.711	15:21:06.019

BMCRC - MRO Championships 2023 - Rnd 1 @ Brands Hatch Indy

BMCRC F1 & F2 Sidecars

RACE 13 - SECTOR ANALYSIS



SECTOR 1 = FL to I1, SECTOR 2 = I1 to FL, DIFF = Difference To Personal Best Lap, P = Crossed Finish Line in Pit Lane, D = Time Disallowed

P17 25 F1		MACLAURIN / HOPE		Ars1 YAMAHA R6 - Amr		
IDEAL LAP TIME : 54.592		BEST LAP TIME : 54.592		DIFFERENCE : 0.000		
LAP	SECTOR 1	SECTOR 2	LAP TIME	MPH	DIFF	TIME OF DAY
1 -		23.726	1:06.054	65.83	11.462	15:13:25.096
2 -	34.758	23.170	57.928	75.06	3.336	15:14:23.024
3 -	34.124	23.200	57.324	75.86	2.732	15:15:20.348
4 -	32.522	22.667	55.189 (3)	78.79	0.597	15:16:15.537
5 -	32.584	22.252	54.836 (2)	79.30	0.244	15:17:10.373
6 -	32.452	22.140	54.592 (1)	79.65		15:18:04.965
7 -	45.856	23.578	1:09.434	62.62	14.842	15:19:14.399
8 -	33.567	22.665	56.232	77.33	1.640	15:20:10.631
9 -	33.043	22.625	55.668	78.11	1.076	15:21:06.299

P18 83 F2		BUCHANAN / EVANS		Lumley Kawasaki - Bull Inn Racing		
IDEAL LAP TIME : 58.249		BEST LAP TIME : 58.467		DIFFERENCE : 0.218		
LAP	SECTOR 1	SECTOR 2	LAP TIME	MPH	DIFF	TIME OF DAY
1 -		23.930	1:05.887	66.00	7.420	15:13:24.929
2 -	35.099	24.589	59.688	72.85	1.221	15:14:24.617
3 -	34.849	24.083	58.932	73.79	0.465	15:15:23.549
4 -	35.053	23.921	58.974	73.73	0.507	15:16:22.523
5 -	34.873	23.669	58.542 (2)	74.28	0.075	15:17:21.065
6 -	35.015	23.452	58.467 (1)	74.37		15:18:19.532
7 -	35.009	23.832	58.841 (3)	73.90	0.374	15:19:18.373
8 -	34.797	24.175	58.972	73.74	0.505	15:20:17.345

P19 93 F2		GRISTWOOD / SMITH		Suzuki - Gristwood&Toms		
IDEAL LAP TIME : 58.118		BEST LAP TIME : 58.354		DIFFERENCE : 0.236		
LAP	SECTOR 1	SECTOR 2	LAP TIME	MPH	DIFF	TIME OF DAY
1 -		23.777	1:07.333	64.58	8.979	15:13:26.375
2 -	35.586	23.640	59.226	73.42	0.872	15:14:25.601
3 -	35.234	23.333	58.567 (3)	74.25	0.213	15:15:24.168
4 -	35.252	23.241	58.493 (2)	74.34	0.139	15:16:22.661
5 -	35.695	23.384	59.079	73.60	0.725	15:17:21.740
6 -	35.232	23.426	58.658	74.13	0.304	15:18:20.398
7 -	35.797	23.156	58.953	73.76	0.599	15:19:19.351
8 -	34.962	23.392	58.354 (1)	74.52		15:20:17.705

P20 67 F1		JEFFREY / FIELD		Windle F1 - MJP/wesso racing		
IDEAL LAP TIME : 58.065		BEST LAP TIME : 58.321		DIFFERENCE : 0.256		
LAP	SECTOR 1	SECTOR 2	LAP TIME	MPH	DIFF	TIME OF DAY
1 -		24.272	1:08.257	63.70	9.936	15:13:27.299
2 -	35.095	23.605	58.700	74.08	0.379	15:14:25.999
3 -	35.160	23.338	58.498 (2)	74.33	0.177	15:15:24.497
4 -	34.965	23.769	58.734	74.03	0.413	15:16:23.231
5 -	35.780	23.378	59.158	73.50	0.837	15:17:22.389
6 -	35.253	23.408	58.661 (3)	74.13	0.340	15:18:21.050
7 -	35.420	23.328	58.748	74.02	0.427	15:19:19.798
8 -	34.737	23.584	58.321 (1)	74.56		15:20:18.119

P21 135 F2		CROWE / LUDLOW		Suzuki -		
IDEAL LAP TIME : 1:01.557		BEST LAP TIME : 1:01.567		DIFFERENCE : 0.010		
LAP	SECTOR 1	SECTOR 2	LAP TIME	MPH	DIFF	TIME OF DAY
1 -		25.860	1:14.480	58.38	12.913	15:13:33.522
2 -	40.261	26.495	1:06.756	65.14	5.189	15:14:40.278
3 -	38.444	25.667	1:04.111	67.82	2.544	15:15:44.389
4 -	39.221	26.150	1:05.371	66.52	3.804	15:16:49.760
5 -	38.249	25.645	1:03.894	68.05	2.327	15:17:53.654
6 -	37.448	24.678	1:02.126 (2)	69.99	0.559	15:18:55.780
7 -	37.740	24.812	1:02.552 (3)	69.51	0.985	15:19:58.332
8 -	36.879	24.688	1:01.567 (1)	70.63		15:20:59.899

BMCRC - MRO Championships 2023 - Rnd 1 @ Brands Hatch Indy

BMCRC F1 & F2 Sidecars

RACE 13 - SECTOR ANALYSIS



SECTOR 1 = FL to I1, SECTOR 2 = I1 to FL, DIFF = Difference To Personal Best Lap, P = Crossed Finish Line in Pit Lane, D = Time Disallowed

P22 19 F1		MACBRIDE / EDWARDS		LCR YAMAHA 600 - Lifesafety Motorsport		
IDEAL LAP TIME : 1:04.697		BEST LAP TIME : 1:04.800		DIFFERENCE : 0.103		
LAP	SECTOR 1	SECTOR 2	LAP TIME	MPH	DIFF	TIME OF DAY
1 -		26.047	1:14.102	58.68	9.302	15:13:33.144
2 -	39.033	25.767	1:04.800 (1)	67.10		15:14:37.944
3 -	39.593	26.172	1:05.765 (3)	66.12	0.965	15:15:43.709
4 -	41.015	26.623	1:07.638	64.29	2.838	15:16:51.347
5 -	41.061	27.150	1:08.211	63.75	3.411	15:17:59.558
6 -	39.461	25.664	1:05.125 (2)	66.77	0.325	15:19:04.683
7 -	39.227	27.433	1:06.660	65.23	1.860	15:20:11.343
8 -	40.185	26.455	1:06.640	65.25	1.840	15:21:17.983

BMCRC - MRO Championships 2023 - Rnd 1 @ Brands Hatch Indy

BMCRC F1 & F2 Sidecars

RACE 13 - BEST SECTORS

SECTOR 1			SECTOR 2			IDEAL / BEST COMPARISON						
POS	NO	NAME	TIME	NO	NAME	TIME	POS	NO	NAME	IDEAL	BEST	DIFF
									PERFECT LAP	51.314		
1	11	GILBERT / HILDIGE	30.563	11	GILBERT / HILDIGE	20.751	1	11	GILBERT / HILDIGE	51.314	51.787	0.473
2	4	MOLYNEUX / SAYLE	30.751	4	MOLYNEUX / SAYLE	20.996	2	4	MOLYNEUX / SAYLE	51.747	52.102	0.355
3	144	A. FOUNDS / LOWTHER	30.808	144	A. FOUNDS / LOWTHER	21.135	3	144	A. FOUNDS / LOWTHER	51.943	52.120	0.177
4	33	S. HEGARTY / NEAVE	30.937	33	S. HEGARTY / NEAVE	21.171	4	33	S. HEGARTY / NEAVE	52.108	52.108	0.000
5	26	ATKINSON / MIDDLETON	31.564	26	ATKINSON / MIDDLETON	21.265	5	26	ATKINSON / MIDDLETON	52.829	52.829	0.000
6	9	CLARKE / JOHNSON	31.666	9	CLARKE / JOHNSON	21.501	6	9	CLARKE / JOHNSON	53.167	53.167	0.000
7	69	LAMBERT / HAYNES	31.842	62	WRIGHT / BAILEY	21.538	7	69	LAMBERT / HAYNES	53.398	53.651	0.253
8	62	WRIGHT / BAILEY	32.117	69	LAMBERT / HAYNES	21.556	8	62	WRIGHT / BAILEY	53.655	53.655	0.000
9	7	PEARSON / PARKER	32.153	10	WEBB / HOPE	22.047	9	7	PEARSON / PARKER	54.286	54.286	0.000
10	25	MACLAURIN / HOPE	32.452	65	FAIERS / PLUCKROSE	22.072	10	65	FAIERS / PLUCKROSE	54.542	54.888	0.346
11	65	FAIERS / PLUCKROSE	32.470	7	PEARSON / PARKER	22.133	11	25	MACLAURIN / HOPE	54.592	54.592	0.000
12	121	LAWRENCE / PYMM	32.615	25	MACLAURIN / HOPE	22.140	12	121	LAWRENCE / PYMM	54.979	55.766	0.787
13	58	L. EASTELL / M. EASTELL	33.050	28	KING / SIGSWORTH	22.159	13	10	WEBB / HOPE	55.232	55.943	0.711
14	10	WEBB / HOPE	33.185	58	L. EASTELL / M. EASTELL	22.327	14	28	KING / SIGSWORTH	55.355	55.365	0.010
15	28	KING / SIGSWORTH	33.196	121	LAWRENCE / PYMM	22.364	15	58	L. EASTELL / M. EASTELL	55.377	55.377	0.000
16	17	THOMAS / COLE	33.274	17	THOMAS / COLE	22.436	16	17	THOMAS / COLE	55.710	55.859	0.149
17	13	M. HEGARTY / WHITNALL	34.110	13	M. HEGARTY / WHITNALL	22.709	17	13	M. HEGARTY / WHITNALL	56.819	56.925	0.106
18	67	JEFFREY / FIELD	34.737	93	GRISTWOOD / SMITH	23.156	18	67	JEFFREY / FIELD	58.065	58.321	0.256
19	83	BUCHANAN / EVANS	34.797	67	JEFFREY / FIELD	23.328	19	93	GRISTWOOD / SMITH	58.118	58.354	0.236
20	93	GRISTWOOD / SMITH	34.962	83	BUCHANAN / EVANS	23.452	20	83	BUCHANAN / EVANS	58.249	58.467	0.218
21	135	CROWE / LUDLOW	36.879	135	CROWE / LUDLOW	24.678	21	135	CROWE / LUDLOW	1:01.557	1:01.567	0.010
22	19	MACBRIDE / EDWARDS	39.033	19	MACBRIDE / EDWARDS	25.664	22	19	MACBRIDE / EDWARDS	1:04.697	1:04.800	0.103

BMCRC - MRO Championships 2023 - Rnd 1 @ Brands Hatch Indy

BMCRC F1 & F2 Sidecars

RACE 13 - STATISTICS

Competitors Started 22
Planned Start 2023-03-11 @ 15:50:00.000
Actual Start 2023-03-11 @ 15:12:19.041
Finish Time 2023-03-11 @ 15:20:15.360
Track Length 1.2079mi.
Total Laps 193
Total Distance Covered 233.1335mi.

Session Fastest Lap History

NO	CL	NAME	LAP TIME	TIME OF DAY	LAP	VEHICLE
4	F1	MOLYNEUX / SAYLE	52.102	15:14:09.665	2	KTM 890 R
11	F1	GILBERT / HILDIGE	51.839	15:14:09.844	2	Ryde
11	F1	GILBERT / HILDIGE	51.787	15:17:37.657	6	Ryde

Session Leader History

NO	CL	NAME	FROM LAP	LAPS LED	DISTANCE	VEHICLE
33	F2	S. HEGARTY / NEAVE	1	1	1.20 miles	Baker HONDA
4	F1	MOLYNEUX / SAYLE	2	1	1.20 miles	KTM 890 R
11	F1	GILBERT / HILDIGE	3	7	8.45 miles	Ryde

Flag History

TYPE	TIME OF DAY
GREEN	15:12:19.041
FINISH	15:20:15.360

Flag Statistics

TYPE	COUNT	TOTAL LAPS	TOTAL TIME
Green	1	9	9:03.062
Red	0	0	0.000
Safety Car	0	0	0.000
FCY	0	0	0.000

BMCRC - MRO Championships 2023 - Rnd 1 @ Brands Hatch Indy

BMCRC F1 & F2 Sidecars

RACE 13 - STATISTICS

CLASS : F1

9 Starters

Fastest Lap History

NO	NAME	LAP TIME	TIME OF DAY	LAP	VEHICLE
4	MOLYNEUX / SAYLE	52.102	15:14:09.665	2	KTM 890 R
11	GILBERT / HILDIGE	51.839	15:14:09.844	2	Ryde
11	GILBERT / HILDIGE	51.787	15:17:37.657	6	Ryde

Leader History

NO	NAME	FROM LAP	LAPS LED	DISTANCE	VEHICLE
4	MOLYNEUX / SAYLE	1	2	2.41 miles	KTM 890 R
11	GILBERT / HILDIGE	3	7	8.45 miles	Ryde

BMCRC - MRO Championships 2023 - Rnd 1 @ Brands Hatch Indy

BMCRC F1 & F2 Sidecars

RACE 13 - STATISTICS

CLASS : F2

13 Starters

Fastest Lap History

NO	NAME	LAP TIME	TIME OF DAY	LAP	VEHICLE
33	S. HEGARTY / NEAVE	53.256	15:14:10.651	2	Baker HONDA
144	A. FOUNDS / LOWTHER	52.979	15:14:12.311	2	LCR YAMAHA R6
33	S. HEGARTY / NEAVE	52.852	15:15:03.504	3	Baker HONDA
144	A. FOUNDS / LOWTHER	52.380	15:15:04.690	3	LCR YAMAHA R6
144	A. FOUNDS / LOWTHER	52.330	15:17:41.925	6	LCR YAMAHA R6
33	S. HEGARTY / NEAVE	52.317	15:18:33.879	7	Baker HONDA
144	A. FOUNDS / LOWTHER	52.120	15:18:34.044	7	LCR YAMAHA R6
33	S. HEGARTY / NEAVE	52.108	15:19:25.986	8	Baker HONDA

Leader History

NO	NAME	FROM LAP	LAPS LED	DISTANCE	VEHICLE
33	S. HEGARTY / NEAVE	1	9	10.87 miles	Baker HONDA

BMCRC - MRO Championships 2023 - Rnd 1 @ Brands Hatch Indy



BMCRC F1 & F2 Sidecars

RACE 2 - GRID (11 Laps)

ROW 12	24	37	MORPHET / REILLY	23	113	HANDCOCK / MORALEE				
ROW 11			1:04.800	22	19	MACBRIDE / EDWARDS	21	135	CROWE / LUDLOW	1:01.567
ROW 10		58.467	20	83	BUCHANAN / EVANS	19	93	GRISTWOOD / SMITH	58.354	
ROW 9			58.321	18	67	JEFFREY / FIELD	17	13	M. HEGARTY / WHITNALL	56.925
ROW 8		55.943	16	10	WEBB / HOPE	15	17	THOMAS / COLE	55.859	
ROW 7			55.766	14	121	LAWRENCE / PYMM	13	58	L. EASTELL / M. EASTELL	55.377
ROW 6		55.365	12	28	KING / SIGSWORTH	11	65	FAIERS / PLUCKROSE	54.888	
ROW 5			54.592	10	25	MACLAURIN/ HOPE	9	7	PEARSON / PARKER	54.286
ROW 4		53.655	8	62	WRIGHT / BAILEY	7	69	LAMBERT / HAYNES	53.651	
ROW 3			53.167	6	9	CLARKE / JOHNSON	5	26	ATKINSON / MIDDLETON	52.829
ROW 2		52.120	4	144	A. FOUNDS / LOWTHER	3	33	S. HEGARTY / NEAVE	52.108	
ROW 1			52.102	2	4	MOLYNEUX / SAYLE	1	11	GILBERT / HILDIGE	51.787
Pole										

Brands Hatch Indy: 1.2079 miles

These results are provisional until the conclusion of any judicial and technical matters.

Clerk Of Course :	Stewards :	Timekeeper : <i>Craig Smith</i>
-------------------	------------	------------------------------------

Results can be found at www.tsl-timing.com

Printed - 15:24 Saturday, 11 March 2023



BMCRC - MRO Championships 2023 - Rnd 1 @ Brands Hatch Indy

BMCRC F1 & F2 Sidecars

RACE 2 - CLASSIFICATION



POS	NO	CL	PIC NAME	ENTRY	LAPS	TIME	GAP	DIFF	MPH	BEST	ON
1	11	F1	1 GILBERT / HILDIGE	Ryde - West Ewell fencing	11	10:15.673			77.69	53.699	10
2	33	F2	1 S. HEGARTY / NEAVE	Baker HONDA - Sean Hegarty Ltd	11	10:16.533	0.860	0.860	77.58	53.487	10
3	4	F1	2 MOLYNEUX / SAYLE	KTM 890 R - A&J racing	11	10:21.695	6.022	5.162	76.94	54.329	6
4	9	F2	2 CLARKE / JOHNSON	Windle Yamaha - Eddys Moto	11	10:22.595	6.922	0.900	76.83	54.069	8
5	26	F2	3 ATKINSON / MIDDLETON	Bellas F2 -	11	10:38.264	22.591	15.669	74.94	55.718	10
6	69	F2	4 LAMBERT / HAYNES	LCR Honda - graham anne ward	11	10:41.719	26.046	3.455	74.54	56.695	6
7	62	F1	3 WRIGHT / BAILEY	RYDE F998 Yamaha - Stainless Steel Designs Ltd.	11	10:43.051	27.378	1.332	74.38	56.778	10
8	17	F2	5 THOMAS / COLE	Ireson HONDA - Team Walters And Thomas Sidecar	11	10:48.173	32.500	5.122	73.79	57.135	7
9	65	F1	4 FAIERS / PLUCKROSE	Dean Ryde YAMAHA R6 - AW Racing Ltd	11	10:48.411	32.738	0.238	73.77	56.240	10
10	7	F2	6 PEARSON / PARKER	LCR Suzuki - ABS Racing	11	10:50.092	34.419	1.681	73.58	56.089	8
11	28	F2	7 KING / SIGSWORTH	Lumley Ireson F2 - Townsend Motors	11	10:51.571	35.898	1.479	73.41	56.936	8
12	37	F2	8 MORPHET / REILLY	LCR Suzuki -	11	10:58.439	42.766	6.868	72.64	56.603	9
13	58	F2	9 L. EASTELL / M. EASTELL	Shelbourne Yamaha - Lee Eastell Engineering servi	11	11:03.288	47.615	4.849	72.11	57.844	11
14	144	F2	10 A. FOUNDS / LOWTHER	LCR YAMAHA R6 - Indelible Ink Tattoo - Gosport	11	11:04.393	48.720	1.105	71.99	54.517	11
15	83	F2	11 BUCHANAN / EVANS	Lumley Kawasaki - Bull Inn Racing	10	10:17.056	1 Lap	1 Lap	70.47	59.350	10
16	93	F2	12 GRISTWOOD / SMITH	Suzuki - Gristwood&Toms	10	10:19.473	1 Lap	2.417	70.19	1:00.112	9
17	10	F1	5 WEBB / HOPE	LCR YAMAHA - N W Services	10	10:37.235	1 Lap	17.762	68.24	59.601	7
18	67	F1	6 JEFFREY / FIELD	Windle F1 - MJP/wesso racing	10	11:01.110	1 Lap	23.875	65.77	1:02.542	10
19	135	F2	13 CROWE / LUDLOW	Suzuki -	10	11:03.154	1 Lap	2.044	65.57	1:02.802	10
20	19	F1	7 MACBRIDE / EDWARDS	LCR YAMAHA 600 - Lifesafety Motorsport	9	10:52.026	2 Laps	1 Lap	60.02	1:09.503	8

NOT CLASSIFIED

DNF	25	F1	MACLAURIN/ HOPE	Ars1 YAMAHA R6 - Amr	9	8:58.816	2 Laps		72.63	55.873	8
DNF	113	F2	HANDCOCK / MORALEE	Shelbourne F2 - r j contracting	9	9:02.778	2 Laps	3.962	72.10	56.733	7
DNF	13	F2	M. HEGARTY / WHITNALL	Shelbourne HONDA - Mark Hegarty Surfacing	9	9:06.215	2 Laps	3.437	71.65	58.537	8

FASTEST LAP

	33	F2	S. HEGARTY / NEAVE	Baker HONDA - Sean Hegarty Ltd	10	53.487		81.30 mph		130.84 kph	
	11	F1	GILBERT / HILDIGE	Ryde - West Ewell fencing	10	53.699		80.98 mph		130.32 kph	

Class F1 - 92.5% of Race Speed = 71.86 mph

Class F2 - 92.5% of Race Speed = 71.76 mph

Weather / Track : Cloudy / Dry

These results are provisional until the conclusion of any judicial and technical matters.

Race Distance: 11 Laps / 13.28 miles

Brands Hatch Indy: 1.2079 miles

Date: 12/03/2023 Start: 10:37 Finish: 10:47

Clerk Of Course :

Stewards :

Timekeeper :

Craig Smith

Results can be found at www.tsl-timing.com

Printed - 10:57 Sunday, 12 March 2023



BMCRC - MRO Championships 2023 - Rnd 1 @ Brands Hatch Indy

BMCRC F1 & F2 Sidecars

RACE 2 - LAP CHART

LAP 1 @ 10:38:28.406

NO	BEHIND	LAP TIME
11		1:03.583
33	0.055	1:03.638
4	0.433	1:04.016
26	1.085	1:04.668
62	2.263	1:05.846
69	2.618	1:06.201
9	2.930	1:06.513
144	3.308	1:06.891
28	4.499	1:08.082
7	5.777	1:09.360
65	5.939	1:09.522
58	5.980	1:09.563
17	6.150	1:09.733
25	7.274	1:10.857
13	7.480	1:11.063
93	7.725	1:11.308
113	7.827	1:11.410
37	8.244	1:11.827
83	8.851	1:12.434
67	10.453	1:14.036
10	11.314	1:14.897
135	14.691	1:18.274
19	17.010	1:20.593

LAP 2 @ 10:39:24.820

NO	BEHIND	LAP TIME
11		56.414
33	1.410	57.769
4	1.688	57.669
26	2.842	58.171
62	3.276	57.427
9	4.483	57.967
69	5.832	59.628
144	5.861	58.967
28	8.810	1:00.725
17	10.235	1:00.499
65	10.690	1:01.165
7	10.722	1:01.359
13	12.113	1:01.047
58	12.709	1:03.143
25	12.975	1:02.115
113	13.125	1:01.712
37	13.226	1:01.396
93	13.975	1:02.664
83	14.945	1:02.508
67	18.706	1:04.667
10	19.244	1:04.344
135	28.123	1:09.846
19	31.062	1:10.466

LAP 3 @ 10:40:21.298

NO	BEHIND	LAP TIME
11		56.478
4	2.231	57.021
33	2.321	57.389
62	4.667	57.869
9	5.129	57.124
26	5.613	59.249
144	5.867	56.484
69	7.729	58.375
28	10.982	58.650
17	11.254	57.497

LAP 4 @ 10:41:17.495

NO	BEHIND	LAP TIME
65	12.163	57.951
7	13.847	59.603
13	15.456	59.821
58	16.466	1:00.235
113	16.605	59.958
37	16.685	59.937
25	17.061	1:00.564
93	18.527	1:01.030
83	19.467	1:01.000
10	27.990	1:05.224
67	29.013	1:06.785
135	37.638	1:05.993
19	45.122	1:10.538
11		56.197
4	1.356	55.322
33	2.634	56.510
62	5.841	57.371
144	6.020	56.350
9	6.039	57.107
26	7.040	57.624
69	8.969	57.437
28	12.449	57.664
17	12.942	57.885
65	13.546	57.580
7	16.447	58.797
13	19.199	59.940
113	19.332	58.924
37	20.135	59.647
58	20.236	59.967
25	20.354	59.490
93	23.407	1:01.077
83	23.846	1:00.576
10	37.191	1:05.398
67	41.931	1:09.115
135	46.625	1:05.184

LAP 5 @ 10:42:13.840

NO	BEHIND	LAP TIME
11		56.345
4	1.227	56.216
33	2.516	56.227
9	4.642	54.948
19	1 Lap	1:13.424
62	7.445	57.949
26	7.862	57.167
69	10.200	57.576
28	13.947	57.843
17	14.067	57.470
65	14.764	57.563
7	18.330	58.228
113	20.465	57.478
13	21.883	59.029
37	22.063	58.273
25	22.217	58.208
58	23.511	59.620
83	27.660	1:00.159
93	27.955	1:00.893
144	41.028	1:31.353
10	43.916	1:03.070
67	51.918	1:06.332

LAP 6 @ 10:43:08.553

NO	BEHIND	LAP TIME
11		54.713
135	1 Lap	1:04.513
4	0.843	54.329
33	2.794	54.991
9	4.526	54.597
62	10.932	58.200
26	11.631	58.482
69	12.182	56.695
17	16.799	57.445
65	18.289	58.238
28	18.716	59.482
7	22.111	58.494
113	23.421	57.669
19	1 Lap	1:12.294
25	25.984	58.480
13	26.029	58.859
37	26.410	59.060
58	27.463	58.665
83	33.547	1:00.600
93	34.369	1:01.127
144	43.843	57.528
10	50.856	1:01.653

LAP 7 @ 10:44:04.072

NO	BEHIND	LAP TIME
11		55.519
4	0.834	55.510
33	1.923	54.648
9	3.198	54.191
67	1 Lap	1:05.291
135	1 Lap	1:04.632
26	12.593	56.481
62	13.100	57.687
69	13.438	56.775
17	18.415	57.135
65	19.722	56.952
28	20.876	57.679
7	23.993	57.401
113	24.635	56.733
25	27.756	57.291
13	29.565	59.055
37	29.663	58.772
58	30.444	58.500
83	38.798	1:00.770
93	39.077	1:00.227
19	1 Lap	1:11.908
144	43.629	55.305

LAP 8 @ 10:44:58.441

NO	BEHIND	LAP TIME
11		54.369
10	1 Lap	59.601
4	1.412	54.947
33	1.600	54.046
9	2.898	54.069
26	15.872	57.648
62	16.483	57.752
69	17.189	58.120
67	1 Lap	1:05.389
135	1 Lap	1:03.667
17	21.392	57.346
65	22.861	57.508

LAP 9 @ 10:45:52.455

NO	BEHIND	LAP TIME
11		54.014
33	1.429	53.843
19	2 Laps	1:10.829
4	3.459	56.061
9	4.020	55.136
10	1 Lap	1:00.642
26	17.743	55.885
62	19.902	57.433
69	20.058	56.883
17	24.868	57.490
65	27.260	58.413
28	27.461	58.032
67	1 Lap	1:04.048
7	28.962	57.263
135	1 Lap	1:05.303
25	31.184	55.938
113	35.146	1:01.788
37	36.645	56.603
13	38.583	58.864
58	38.875	58.582
144	46.332	55.550
83	50.074	59.753
93	50.987	1:00.112

LAP 10 @ 10:46:46.154

NO	BEHIND	LAP TIME
11		53.699
33	1.217	53.487
4	4.623	54.863
9	5.461	55.140
10	1 Lap	1:00.560
19	2 Laps	1:09.503
26	19.762	55.718
62	22.981	56.778
69	23.301	56.942
17	28.810	57.641
65	29.801	56.240
7	32.248	56.985
28	32.604	58.842
67	1 Lap	1:02.905
135	1 Lap	1:02.940
37	39.639	56.693
58	44.113	58.937
144	48.545	55.912

LAP 11 @ 10:47:40.496

NO	BEHIND	LAP TIME
11		54.342
33	0.860	53.985
83	1 Lap	59.350
93	1 Lap	1:00.854

4	6.022	55.741
9	6.922	55.803
10	1 Lap	1:01.846
26	22.591	57.171
69	26.046	57.087
62	27.378	58.739
17	32.500	58.032
65	32.738	57.279
7	34.419	56.513
28	35.898	57.636
19	2 Laps	1:12.471
37	42.766	57.469
67	1 Lap	1:02.542
135	1 Lap	1:02.802
58	47.615	57.844
144	48.720	54.517

BMCRC - MRO Championships 2023 - Rnd 1 @ Brands Hatch Indy

BMCRC F1 & F2 Sidecars

RACE 2 - POSITION CHART

No	Name	Lap Pos	Lap												
			1	2	3	4	5	6	7	8	9	10	11		
11	GILBERT / HILDIGE	1	11	11	11	11	11	11	11	11	11	11	11	11	11
4	MOLYNEUX / SAYLE	2	33	33	4	4	4	4	4	4	4	33	33	33	33
33	S. HEGARTY / NEAVE	3	4	4	33	33	33	33	33	33	33	4	4	4	4
144	A. FOUNDS / LOWTHE	4	26	26	62	62	9	9	9	9	9	9	9	9	9
26	ATKINSON / MIDDLETON	5	62	62	9	144	62	62	26	26	26	26	26	26	26
9	CLARKE / JOHNSON	6	69	9	26	9	26	26	62	62	62	62	62	69	69
69	LAMBERT / HAYNES	7	9	69	144	26	69	69	69	69	69	69	69	69	62
62	WRIGHT / BAILEY	8	144	144	69	69	28	17	17	17	17	17	17	17	17
7	PEARSON / PARKER	9	28	28	28	28	17	65	65	65	65	65	65	65	65
25	MACLAURIN / HOPE	10	7	17	17	17	65	28	28	28	28	7	7	7	7
65	FAIERS / PLUCKROSE	11	65	65	65	65	7	7	7	7	7	28	28	28	28
28	KING / SIGSWORTH	12	58	7	7	7	113	113	113	113	25	37	37	37	37
58	L. EASTELL / M. EASTELL	13	17	13	13	13	13	25	25	25	113	58	58	58	58
17	THOMAS / COLE	14	25	58	58	113	37	13	13	13	37	144	144	144	144
10	WEBB / HOPE	15	13	25	113	37	25	37	37	37	13	83	83	83	83
13	M. HEGARTY / WHITMAN	16	93	113	37	58	58	58	58	58	58	93	93	93	93
67	JEFFREY / FIELD	17	113	37	25	25	83	83	83	83	144	10	10	10	10
93	GRISTWOOD / SMITH	18	37	93	93	93	93	93	93	144	83	67	67	67	67
83	BUCHANAN / EVANS	19	83	83	83	83	144	144	144	93	93	135	135	135	135
135	CROWE / LUDLOW	20	67	67	10	10	10	10	10	10	10	10	10	10	10
19	MACBRIDE / EDWARDS	21	10	10	67	67	67	67	67	67	67	67	67	67	67
113	HANDCOCK / MORALE	22	135	135	135	135	135	135	135	135	135	135	135	135	135
37	MORPHET / REILLY	23	19	19	19	19	19	19	19	19	19	19	19	19	19

BMCRC - MRO Championships 2023 - Rnd 1 @ Brands Hatch Indy

BMCRC F1 & F2 Sidecars

RACE 2 - SECTOR ANALYSIS



SECTOR 1 = FL to I1, SECTOR 2 = I1 to FL, DIFF = Difference To Personal Best Lap, P = Crossed Finish Line in Pit Lane, D = Time Disallowed

P1 11 F1		GILBERT / HILDIGE		Ryde - West Ewell fencing			
IDEAL LAP TIME : 53.699		BEST LAP TIME : 53.699		DIFFERENCE : 0.000			
LAP	SECTOR 1	SECTOR 2	LAP TIME	MPH	DIFF	TIME OF DAY	
1 -		22.818	1:03.583	68.39	9.884	10:38:28.406	
2 -	33.827	22.587	56.414	77.08	2.715	10:39:24.820	
3 -	34.345	22.133	56.478	76.99	2.779	10:40:21.298	
4 -	34.054	22.143	56.197	77.38	2.498	10:41:17.495	
5 -	33.693	22.652	56.345	77.17	2.646	10:42:13.840	
6 -	33.025	21.688	54.713	79.48	1.014	10:43:08.553	
7 -	33.959	21.560	55.519	78.32	1.820	10:44:04.072	
8 -	32.706	21.663	54.369	79.98	0.670	10:44:58.441	
9 -	32.461	21.553	54.014 (2)	80.50	0.315	10:45:52.455	
10 -	32.399	21.300	53.699 (1)	80.98		10:46:46.154	
11 -	32.602	21.740	54.342 (3)	80.02	0.643	10:47:40.496	

P2 33 F2		S. HEGARTY / NEAVE		Baker HONDA - Sean Hegarty Ltd			
IDEAL LAP TIME : 53.487		BEST LAP TIME : 53.487		DIFFERENCE : 0.000			
LAP	SECTOR 1	SECTOR 2	LAP TIME	MPH	DIFF	TIME OF DAY	
1 -		23.498	1:03.638	68.33	10.151	10:38:28.461	
2 -	34.630	23.139	57.769	75.27	4.282	10:39:26.230	
3 -	33.887	23.502	57.389	75.77	3.902	10:40:23.619	
4 -	34.066	22.444	56.510	76.95	3.023	10:41:20.129	
5 -	33.497	22.730	56.227	77.34	2.740	10:42:16.356	
6 -	33.093	21.898	54.991	79.07	1.504	10:43:11.347	
7 -	32.771	21.877	54.648	79.57	1.161	10:44:05.995	
8 -	32.275	21.771	54.046	80.46	0.559	10:45:00.041	
9 -	32.345	21.498	53.843 (2)	80.76	0.356	10:45:53.884	
10 -	32.009	21.478	53.487 (1)	81.30		10:46:47.371	
11 -	32.104	21.881	53.985 (3)	80.55	0.498	10:47:41.356	

P3 4 F1		MOLYNEUX / SAYLE		KTM 890 R - A&J racing			
IDEAL LAP TIME : 54.289		BEST LAP TIME : 54.329		DIFFERENCE : 0.040			
LAP	SECTOR 1	SECTOR 2	LAP TIME	MPH	DIFF	TIME OF DAY	
1 -		23.425	1:04.016	67.92	9.687	10:38:28.839	
2 -	34.686	22.983	57.669	75.40	3.340	10:39:26.508	
3 -	34.058	22.963	57.021	76.26	2.692	10:40:23.529	
4 -	33.051	22.271	55.322	78.60	0.993	10:41:18.851	
5 -	32.835	23.381	56.216	77.35	1.887	10:42:15.067	
6 -	32.420	21.909	54.329 (1)	80.04		10:43:09.396	
7 -	33.464	22.046	55.510	78.33	1.181	10:44:04.906	
8 -	32.913	22.034	54.947 (3)	79.14	0.618	10:44:59.853	
9 -	33.765	22.296	56.061	77.56	1.732	10:45:55.914	
10 -	32.762	22.101	54.863 (2)	79.26	0.534	10:46:50.777	
11 -	33.872	21.869	55.741	78.01	1.412	10:47:46.518	

P4 9 F2		CLARKE / JOHNSON		Windle Yamaha - Eddys Moto			
IDEAL LAP TIME : 53.992		BEST LAP TIME : 54.069		DIFFERENCE : 0.077			
LAP	SECTOR 1	SECTOR 2	LAP TIME	MPH	DIFF	TIME OF DAY	
1 -		24.056	1:06.513	65.37	12.444	10:38:31.336	
2 -	34.901	23.066	57.967	75.01	3.898	10:39:29.303	
3 -	33.782	23.342	57.124	76.12	3.055	10:40:26.427	
4 -	34.181	22.926	57.107	76.14	3.038	10:41:23.534	
5 -	32.630	22.318	54.948	79.14	0.879	10:42:18.482	
6 -	32.578	22.019	54.597 (3)	79.64	0.528	10:43:13.079	
7 -	32.164	22.027	54.191 (2)	80.24	0.122	10:44:07.270	
8 -	31.973	22.096	54.069 (1)	80.42		10:45:01.339	
9 -	32.626	22.510	55.136	78.87	1.067	10:45:56.475	
10 -	32.833	22.307	55.140	78.86	1.071	10:46:51.615	
11 -	33.773	22.030	55.803	77.92	1.734	10:47:47.418	

BMCRC - MRO Championships 2023 - Rnd 1 @ Brands Hatch Indy

BMCRC F1 & F2 Sidecars

RACE 2 - SECTOR ANALYSIS



SECTOR 1 = FL to I1, SECTOR 2 = I1 to FL, DIFF = Difference To Personal Best Lap, P = Crossed Finish Line in Pit Lane, D = Time Disallowed

P5 26 F2		ATKINSON / MIDDLETON		Bellas F2 -		
IDEAL LAP TIME : 55.718		BEST LAP TIME : 55.718		DIFFERENCE : 0.000		
LAP	SECTOR 1	SECTOR 2	LAP TIME	MPH	DIFF	TIME OF DAY
1 -		23.616	1:04.668	67.24	8.950	10:38:29.491
2 -	34.943	23.228	58.171	74.75	2.453	10:39:27.662
3 -	35.152	24.097	59.249	73.39	3.531	10:40:26.911
4 -	34.799	22.825	57.624	75.46	1.906	10:41:24.535
5 -	33.736	23.431	57.167	76.06	1.449	10:42:21.702
6 -	35.366	23.116	58.482	74.35	2.764	10:43:20.184
7 -	33.858	22.623	56.481 (3)	76.99	0.763	10:44:16.665
8 -	33.973	23.675	57.648	75.43	1.930	10:45:14.313
9 -	33.388	22.497	55.885 (2)	77.81	0.167	10:46:10.198
10 -	33.314	22.404	55.718 (1)	78.04		10:47:05.916
11 -	34.449	22.722	57.171	76.06	1.453	10:48:03.087

P6 69 F2		LAMBERT / HAYNES		LCR Honda - graham anne ward		
IDEAL LAP TIME : 56.436		BEST LAP TIME : 56.695		DIFFERENCE : 0.259		
LAP	SECTOR 1	SECTOR 2	LAP TIME	MPH	DIFF	TIME OF DAY
1 -		24.327	1:06.201	65.68	9.506	10:38:31.024
2 -	36.100	23.528	59.628	72.92	2.933	10:39:30.652
3 -	35.200	23.175	58.375	74.49	1.680	10:40:29.027
4 -	34.629	22.808	57.437	75.71	0.742	10:41:26.464
5 -	34.576	23.000	57.576	75.52	0.881	10:42:24.040
6 -	34.156	22.539	56.695 (1)	76.70		10:43:20.735
7 -	33.914	22.861	56.775 (2)	76.59	0.080	10:44:17.510
8 -	34.231	23.889	58.120	74.82	1.425	10:45:15.630
9 -	34.106	22.777	56.883 (3)	76.44	0.188	10:46:12.513
10 -	33.897	23.045	56.942	76.36	0.247	10:47:09.455
11 -	34.260	22.827	57.087	76.17	0.392	10:48:06.542

P7 62 F1		WRIGHT / BAILEY		RYDE F998 Yamaha - Stainless Steel Designs Ltd.		
IDEAL LAP TIME : 56.778		BEST LAP TIME : 56.778		DIFFERENCE : 0.000		
LAP	SECTOR 1	SECTOR 2	LAP TIME	MPH	DIFF	TIME OF DAY
1 -		23.763	1:05.846	66.04	9.068	10:38:30.669
2 -	34.431	22.996	57.427 (3)	75.72	0.649	10:39:28.096
3 -	34.782	23.087	57.869	75.14	1.091	10:40:25.965
4 -	34.276	23.095	57.371 (2)	75.79	0.593	10:41:23.336
5 -	34.415	23.534	57.949	75.04	1.171	10:42:21.285
6 -	35.215	22.985	58.200	74.71	1.422	10:43:19.485
7 -	34.815	22.872	57.687	75.38	0.909	10:44:17.172
8 -	34.025	23.727	57.752	75.29	0.974	10:45:14.924
9 -	34.379	23.054	57.433	75.71	0.655	10:46:12.357
10 -	33.970	22.808	56.778 (1)	76.58		10:47:09.135
11 -	34.581	24.158	58.739	74.03	1.961	10:48:07.874

P8 17 F2		THOMAS / COLE		Ireson HONDA - Team Walters And Thomas Sidecar racing		
IDEAL LAP TIME : 56.725		BEST LAP TIME : 57.135		DIFFERENCE : 0.410		
LAP	SECTOR 1	SECTOR 2	LAP TIME	MPH	DIFF	TIME OF DAY
1 -		25.065	1:09.733	62.36	12.598	10:38:34.556
2 -	36.968	23.531	1:00.499	71.87	3.364	10:39:35.055
3 -	34.770	22.727	57.497	75.63	0.362	10:40:32.552
4 -	35.025	22.860	57.885	75.12	0.750	10:41:30.437
5 -	35.043	22.427	57.470	75.66	0.335	10:42:27.907
6 -	35.393	22.052	57.445 (3)	75.70	0.310	10:43:25.352
7 -	34.673	22.462	57.135 (1)	76.11		10:44:22.487
8 -	35.021	22.325	57.346 (2)	75.83	0.211	10:45:19.833
9 -	34.836	22.654	57.490	75.64	0.355	10:46:17.323
10 -	34.825	22.816	57.641	75.44	0.506	10:47:14.964
11 -	34.727	23.305	58.032	74.93	0.897	10:48:12.996

BMCRC - MRO Championships 2023 - Rnd 1 @ Brands Hatch Indy

BMCRC F1 & F2 Sidecars

RACE 2 - SECTOR ANALYSIS



SECTOR 1 = FL to I1, SECTOR 2 = I1 to FL, DIFF = Difference To Personal Best Lap, P = Crossed Finish Line in Pit Lane, D = Time Disallowed

P9 65 F1 FAIERS / PLUCKROSE		Dean Ryde YAMAHA R6 - AW Racing Ltd				
IDEAL LAP TIME : 56.240		BEST LAP TIME : 56.240		DIFFERENCE : 0.000		
LAP	SECTOR 1	SECTOR 2	LAP TIME	MPH	DIFF	TIME OF DAY
1 -		25.494	1:09.522	62.54	13.282	10:38:34.345
2 -	37.203	23.962	1:01.165	71.09	4.925	10:39:35.510
3 -	34.748	23.203	57.951	75.03	1.711	10:40:33.461
4 -	34.511	23.069	57.580	75.52	1.340	10:41:31.041
5 -	34.784	22.779	57.563	75.54	1.323	10:42:28.604
6 -	34.998	23.240	58.238	74.66	1.998	10:43:26.842
7 -	33.876	23.076	56.952 (2)	76.35	0.712	10:44:23.794
8 -	34.387	23.121	57.508	75.61	1.268	10:45:21.302
9 -	35.066	23.347	58.413	74.44	2.173	10:46:19.715
10 -	33.565	22.675	56.240 (1)	77.32		10:47:15.955
11 -	34.037	23.242	57.279 (3)	75.91	1.039	10:48:13.234

P10 7 F2 PEARSON / PARKER		LCR Suzuki - ABS Racing				
IDEAL LAP TIME : 55.954		BEST LAP TIME : 56.089		DIFFERENCE : 0.135		
LAP	SECTOR 1	SECTOR 2	LAP TIME	MPH	DIFF	TIME OF DAY
1 -		25.565	1:09.360	62.69	13.271	10:38:34.183
2 -	36.766	24.593	1:01.359	70.87	5.270	10:39:35.542
3 -	36.195	23.408	59.603	72.95	3.514	10:40:35.145
4 -	35.011	23.786	58.797	73.95	2.708	10:41:33.942
5 -	34.522	23.706	58.228	74.68	2.139	10:42:32.170
6 -	34.504	23.990	58.494	74.34	2.405	10:43:30.664
7 -	34.322	23.079	57.401	75.75	1.312	10:44:28.065
8 -	33.590	22.499	56.089 (1)	77.53		10:45:24.154
9 -	33.757	23.506	57.263	75.94	1.174	10:46:21.417
10 -	33.836	23.149	56.985 (3)	76.31	0.896	10:47:18.402
11 -	33.455	23.058	56.513 (2)	76.94	0.424	10:48:14.915

P11 28 F2 KING / SIGSWORTH		Lumley Ireson F2 - Townsend Motors				
IDEAL LAP TIME : 56.936		BEST LAP TIME : 56.936		DIFFERENCE : 0.000		
LAP	SECTOR 1	SECTOR 2	LAP TIME	MPH	DIFF	TIME OF DAY
1 -		24.246	1:08.082	63.87	11.146	10:38:32.905
2 -	36.976	23.749	1:00.725	71.61	3.789	10:39:33.630
3 -	35.265	23.385	58.650	74.14	1.714	10:40:32.280
4 -	34.560	23.104	57.664 (3)	75.41	0.728	10:41:29.944
5 -	34.459	23.384	57.843	75.17	0.907	10:42:27.787
6 -	36.152	23.330	59.482	73.10	2.546	10:43:27.269
7 -	34.580	23.099	57.679	75.39	0.743	10:44:24.948
8 -	34.224	22.712	56.936 (1)	76.37		10:45:21.884
9 -	34.897	23.135	58.032	74.93	1.096	10:46:19.916
10 -	35.346	23.496	58.842	73.90	1.906	10:47:18.758
11 -	34.598	23.038	57.636 (2)	75.44	0.700	10:48:16.394

P12 37 F2 MORPHET / REILLY		LCR Suzuki -				
IDEAL LAP TIME : 56.563		BEST LAP TIME : 56.603		DIFFERENCE : 0.040		
LAP	SECTOR 1	SECTOR 2	LAP TIME	MPH	DIFF	TIME OF DAY
1 -		25.585	1:11.827	60.54	15.224	10:38:36.650
2 -	36.839	24.557	1:01.396	70.82	4.793	10:39:38.046
3 -	35.767	24.170	59.937	72.55	3.334	10:40:37.983
4 -	35.876	23.771	59.647	72.90	3.044	10:41:37.630
5 -	34.685	23.588	58.273	74.62	1.670	10:42:35.903
6 -	36.061	22.999	59.060	73.63	2.457	10:43:34.963
7 -	35.382	23.390	58.772	73.99	2.169	10:44:33.735
8 -	35.336	23.426	58.762	74.00	2.159	10:45:32.497
9 -	34.132	22.471	56.603 (1)	76.82		10:46:29.100
10 -	34.262	22.431	56.693 (2)	76.70	0.090	10:47:25.793
11 -	34.894	22.575	57.469 (3)	75.66	0.866	10:48:23.262

BMCRC - MRO Championships 2023 - Rnd 1 @ Brands Hatch Indy

BMCRC F1 & F2 Sidecars

RACE 2 - SECTOR ANALYSIS



SECTOR 1 = FL to I1, SECTOR 2 = I1 to FL, DIFF = Difference To Personal Best Lap, P = Crossed Finish Line in Pit Lane, D = Time Disallowed

P13 58 F2		L EASTELL / M. EASTELL		Shelbourne Yamaha - Lee Eastell Engineering services ltd			
IDEAL LAP TIME : 57.671		BEST LAP TIME : 57.844		DIFFERENCE : 0.173			
LAP	SECTOR 1	SECTOR 2	LAP TIME	MPH	DIFF	TIME OF DAY	
1 -		25.661	1:09.563	62.51	11.719	10:38:34.386	
2 -	37.192	25.951	1:03.143	68.86	5.299	10:39:37.529	
3 -	35.748	24.487	1:00.235	72.19	2.391	10:40:37.764	
4 -	35.815	24.152	59.967	72.51	2.123	10:41:37.731	
5 -	35.881	23.739	59.620	72.93	1.776	10:42:37.351	
6 -	35.246	23.419	58.665	74.12	0.821	10:43:36.016	
7 -	35.040	23.460	58.500 (3)	74.33	0.656	10:44:34.516	
8 -	34.959	23.273	58.232 (2)	74.67	0.388	10:45:32.748	
9 -	35.230	23.352	58.582	74.23	0.738	10:46:31.330	
10 -	34.946	23.991	58.937	73.78	1.093	10:47:30.267	
11 -	34.398	23.446	57.844 (1)	75.17		10:48:28.111	

P14 144 F2		A. FOUNDS / LOWTHER		LCR YAMAHA R6 - Indelible Ink Tattoo - Gosport			
IDEAL LAP TIME : 54.478		BEST LAP TIME : 54.517		DIFFERENCE : 0.039			
LAP	SECTOR 1	SECTOR 2	LAP TIME	MPH	DIFF	TIME OF DAY	
1 -		24.499	1:06.891	65.01	12.374	10:38:31.714	
2 -	35.403	23.564	58.967	73.74	4.450	10:39:30.681	
3 -	33.842	22.642	56.484	76.98	1.967	10:40:27.165	
4 -	33.931	22.419	56.350	77.17	1.833	10:41:23.515	
5 -	32.956	58.397	1:31.353	47.60	36.836	10:42:54.868	
6 -	35.011	22.517	57.528	75.59	3.011	10:43:52.396	
7 -	33.361	21.944	55.305 (2)	78.62	0.788	10:44:47.701	
8 -	33.400	22.136	55.536 (3)	78.30	1.019	10:45:43.237	
9 -	33.374	22.176	55.550	78.28	1.033	10:46:38.787	
10 -	33.621	22.291	55.912	77.77	1.395	10:47:34.699	
11 -	32.534	21.983	54.517 (1)	79.76		10:48:29.216	

P15 83 F2		BUCHANAN / EVANS		Lumley Kawasaki - Bull Inn Racing			
IDEAL LAP TIME : 59.350		BEST LAP TIME : 59.350		DIFFERENCE : 0.000			
LAP	SECTOR 1	SECTOR 2	LAP TIME	MPH	DIFF	TIME OF DAY	
1 -		26.327	1:12.434	60.03	13.084	10:38:37.257	
2 -	37.115	25.393	1:02.508	69.56	3.158	10:39:39.765	
3 -	36.215	24.785	1:01.000	71.28	1.650	10:40:40.765	
4 -	36.063	24.513	1:00.576	71.78	1.226	10:41:41.341	
5 -	35.887	24.272	1:00.159	72.28	0.809	10:42:41.500	
6 -	35.997	24.603	1:00.600	71.75	1.250	10:43:42.100	
7 -	35.605	25.165	1:00.770	71.55	1.420	10:44:42.870	
8 -	35.886	24.020	59.906 (3)	72.59	0.556	10:45:42.776	
9 -	35.501	24.252	59.753 (2)	72.77	0.403	10:46:42.529	
10 -	35.373	23.977	59.350 (1)	73.27		10:47:41.879	

P16 93 F2		GRISTWOOD / SMITH		Suzuki - Gristwood&Toms			
IDEAL LAP TIME : 59.505		BEST LAP TIME : 1:00.112		DIFFERENCE : 0.607			
LAP	SECTOR 1	SECTOR 2	LAP TIME	MPH	DIFF	TIME OF DAY	
1 -		25.586	1:11.308	60.98	11.196	10:38:36.131	
2 -	37.936	24.728	1:02.664	69.39	2.552	10:39:38.795	
3 -	36.800	24.230	1:01.030	71.25	0.918	10:40:39.825	
4 -	36.797	24.280	1:01.077	71.19	0.965	10:41:40.902	
5 -	36.481	24.412	1:00.893	71.41	0.781	10:42:41.795	
6 -	36.942	24.185	1:01.127	71.14	1.015	10:43:42.922	
7 -	35.839	24.388	1:00.227 (3)	72.20	0.115	10:44:43.149	
8 -	36.454	23.727	1:00.181 (2)	72.25	0.069	10:45:43.330	
9 -	36.174	23.938	1:00.112 (1)	72.34		10:46:43.442	
10 -	37.188	23.666	1:00.854	71.45	0.742	10:47:44.296	

BMCRC - MRO Championships 2023 - Rnd 1 @ Brands Hatch Indy

BMCRC F1 & F2 Sidecars

RACE 2 - SECTOR ANALYSIS



SECTOR 1 = FL to I1, SECTOR 2 = I1 to FL, DIFF = Difference To Personal Best Lap, P = Crossed Finish Line in Pit Lane, D = Time Disallowed

P17 10 F1		WEBB / HOPE		LCR YAMAHA - N W Services			
IDEAL LAP TIME : 59.601		BEST LAP TIME : 59.601		DIFFERENCE : 0.000			
LAP	SECTOR 1	SECTOR 2	LAP TIME	MPH	DIFF	TIME OF DAY	
1 -		26.256	1:14.897	58.06	15.296	10:38:39.720	
2 -	39.978	24.366	1:04.344	67.58	4.743	10:39:44.064	
3 -	38.179	27.045	1:05.224	66.67	5.623	10:40:49.288	
4 -	40.118	25.280	1:05.398	66.49	5.797	10:41:54.686	
5 -	37.478	25.592	1:03.070	68.94	3.469	10:42:57.756	
6 -	37.249	24.404	1:01.653	70.53	2.052	10:43:59.409	
7 -	36.272	23.329	59.601 (1)	72.96		10:44:59.010	
8 -	36.598	24.044	1:00.642 (3)	71.70	1.041	10:45:59.652	
9 -	36.578	23.982	1:00.560 (2)	71.80	0.959	10:47:00.212	
10 -	37.734	24.112	1:01.846	70.31	2.245	10:48:02.058	

P18 67 F1		JEFFREY / FIELD		Windle F1 - MJP/wesso racing			
IDEAL LAP TIME : 1:02.542		BEST LAP TIME : 1:02.542		DIFFERENCE : 0.000			
LAP	SECTOR 1	SECTOR 2	LAP TIME	MPH	DIFF	TIME OF DAY	
1 -		26.728	1:14.036	58.73	11.494	10:38:38.859	
2 -	39.129	25.538	1:04.667	67.24	2.125	10:39:43.526	
3 -	38.175	28.610	1:06.785	65.11	4.243	10:40:50.311	
4 -	41.910	27.205	1:09.115	62.91	6.573	10:41:59.426	
5 -	40.052	26.280	1:06.332	65.55	3.790	10:43:05.758	
6 -	39.380	25.911	1:05.291	66.60	2.749	10:44:11.049	
7 -	38.837	26.552	1:05.389	66.50	2.847	10:45:16.438	
8 -	38.686	25.362	1:04.048 (3)	67.89	1.506	10:46:20.486	
9 -	37.999	24.906	1:02.905 (2)	69.12	0.363	10:47:23.391	
10 -	37.830	24.712	1:02.542 (1)	69.53		10:48:25.933	

P19 135 F2		CROWE / LUDLOW		Suzuki -			
IDEAL LAP TIME : 1:02.280		BEST LAP TIME : 1:02.802		DIFFERENCE : 0.522			
LAP	SECTOR 1	SECTOR 2	LAP TIME	MPH	DIFF	TIME OF DAY	
1 -		28.335	1:18.274	55.55	15.472	10:38:43.097	
2 -	42.766	27.080	1:09.846	62.25	7.044	10:39:52.943	
3 -	39.548	26.445	1:05.993	65.89	3.191	10:40:58.936	
4 -	39.133	26.051	1:05.184	66.71	2.382	10:42:04.120	
5 -	38.623	25.890	1:04.513	67.40	1.711	10:43:08.633	
6 -	38.642	25.990	1:04.632	67.28	1.830	10:44:13.265	
7 -	37.589	26.078	1:03.667 (3)	68.30	0.865	10:45:16.932	
8 -	39.695	25.608	1:05.303	66.59	2.501	10:46:22.235	
9 -	37.674	25.266	1:02.940 (2)	69.09	0.138	10:47:25.175	
10 -	38.111	24.691	1:02.802 (1)	69.24		10:48:27.977	

P20 19 F1		MACBRIDE / EDWARDS		LCR YAMAHA 600 - Lifesafety Motorsport			
IDEAL LAP TIME : 1:09.133		BEST LAP TIME : 1:09.503		DIFFERENCE : 0.370			
LAP	SECTOR 1	SECTOR 2	LAP TIME	MPH	DIFF	TIME OF DAY	
1 -		28.130	1:20.593	53.95	11.090	10:38:45.416	
2 -	42.341	28.125	1:10.466 (2)	61.71	0.963	10:39:55.882	
3 -	42.949	27.589	1:10.538 (3)	61.64	1.035	10:41:06.420	
4 -	44.143	29.281	1:13.424	59.22	3.921	10:42:19.844	
5 -	44.451	27.843	1:12.294	60.15	2.791	10:43:32.138	
6 -	44.398	27.510	1:11.908	60.47	2.405	10:44:44.046	
7 -	43.426	27.403	1:10.829	61.39	1.326	10:45:54.875	
8 -	42.711	26.792	1:09.503 (1)	62.56		10:47:04.378	
9 -	43.713	28.758	1:12.471	60.00	2.968	10:48:16.849	

BMCRC - MRO Championships 2023 - Rnd 1 @ Brands Hatch Indy

BMCRC F1 & F2 Sidecars

RACE 2 - SECTOR ANALYSIS



SECTOR 1 = FL to I1, SECTOR 2 = I1 to FL, DIFF = Difference To Personal Best Lap, P = Crossed Finish Line in Pit Lane, D = Time Disallowed

P21 25 F1		MACLAURIN/ HOPE		Ars1 YAMAHA R6 - Amr			
IDEAL LAP TIME : 55.629		BEST LAP TIME : 55.873		DIFFERENCE : 0.244			
LAP	SECTOR 1	SECTOR 2	LAP TIME	MPH	DIFF	TIME OF DAY	
1 -		25.706	1:10.857	61.37	14.984	10:38:35.680	
2 -	36.719	25.396	1:02.115	70.00	6.242	10:39:37.795	
3 -	36.778	23.786	1:00.564	71.80	4.691	10:40:38.359	
4 -	36.045	23.445	59.490	73.09	3.617	10:41:37.849	
5 -	34.649	23.559	58.208	74.70	2.335	10:42:36.057	
6 -	35.346	23.134	58.480	74.36	2.607	10:43:34.537	
7 -	34.345	22.946	57.291 (3)	75.90	1.418	10:44:31.828	
8 -	33.600	22.273	55.873 (1)	77.83		10:45:27.701	
9 -	33.356	22.582	55.938 (2)	77.73	0.065	10:46:23.639	

P22 113 F2		HANDCOCK / MORALEE		Shelbourne F2 - r j contracting			
IDEAL LAP TIME : 56.498		BEST LAP TIME : 56.733		DIFFERENCE : 0.235			
LAP	SECTOR 1	SECTOR 2	LAP TIME	MPH	DIFF	TIME OF DAY	
1 -		25.561	1:11.410	60.89	14.677	10:38:36.233	
2 -	37.076	24.636	1:01.712	70.46	4.979	10:39:37.945	
3 -	35.656	24.302	59.958	72.52	3.225	10:40:37.903	
4 -	35.094	23.830	58.924	73.80	2.191	10:41:36.827	
5 -	34.164	23.314	57.478 (3)	75.65	0.745	10:42:34.305	
6 -	34.273	23.396	57.669	75.40	0.936	10:43:31.974	
7 -	33.646	23.087	56.733 (1)	76.65		10:44:28.707	
8 -	34.254	22.852	57.106 (2)	76.14	0.373	10:45:25.813	
9 -	34.484	27.304	1:01.788	70.37	5.055	10:46:27.601	

P23 13 F2		M. HEGARTY / WHITNALL		Shelbourne HONDA - Mark Hegarty Surfacing			
IDEAL LAP TIME : 58.436		BEST LAP TIME : 58.537		DIFFERENCE : 0.101			
LAP	SECTOR 1	SECTOR 2	LAP TIME	MPH	DIFF	TIME OF DAY	
1 -		25.529	1:11.063	61.19	12.526	10:38:35.886	
2 -	36.493	24.554	1:01.047	71.23	2.510	10:39:36.933	
3 -	35.819	24.002	59.821	72.69	1.284	10:40:36.754	
4 -	36.093	23.847	59.940	72.54	1.403	10:41:36.694	
5 -	35.283	23.746	59.029	73.66	0.492	10:42:35.723	
6 -	35.268	23.591	58.859 (2)	73.88	0.322	10:43:34.582	
7 -	35.465	23.590	59.055	73.63	0.518	10:44:33.637	
8 -	35.106	23.431	58.537 (1)	74.28		10:45:32.174	
9 -	35.324	23.540	58.864 (3)	73.87	0.327	10:46:31.038	

BMCRC - MRO Championships 2023 - Rnd 1 @ Brands Hatch Indy

BMCRC F1 & F2 Sidecars

RACE 2 - BEST SECTORS

SECTOR 1			SECTOR 2			IDEAL / BEST COMPARISON						
POS	NO	NAME	TIME	NO	NAME	TIME	POS	NO	NAME	IDEAL	BEST	DIFF
									PERFECT LAP	53.273		
1	9	CLARKE / JOHNSON	31.973	11	GILBERT / HILDIGE	21.300	1	33	S. HEGARTY / NEAVE	53.487	53.487	0.000
2	33	S. HEGARTY / NEAVE	32.009	33	S. HEGARTY / NEAVE	21.478	2	11	GILBERT / HILDIGE	53.699	53.699	0.000
3	11	GILBERT / HILDIGE	32.399	4	MOLYNEUX / SAYLE	21.869	3	9	CLARKE / JOHNSON	53.992	54.069	0.077
4	4	MOLYNEUX / SAYLE	32.420	144	A. FOUNDS / LOWTHER	21.944	4	4	MOLYNEUX / SAYLE	54.289	54.329	0.040
5	144	A. FOUNDS / LOWTHER	32.534	9	CLARKE / JOHNSON	22.019	5	144	A. FOUNDS / LOWTHER	54.478	54.517	0.039
6	26	ATKINSON / MIDDLETON	33.314	17	THOMAS / COLE	22.052	6	25	MACLAURIN/ HOPE	55.629	55.873	0.244
7	25	MACLAURIN/ HOPE	33.356	25	MACLAURIN/ HOPE	22.273	7	26	ATKINSON / MIDDLETON	55.718	55.718	0.000
8	7	PEARSON / PARKER	33.455	26	ATKINSON / MIDDLETON	22.404	8	7	PEARSON / PARKER	55.954	56.089	0.135
9	65	FAIERS / PLUCKROSE	33.565	37	MORPHET / REILLY	22.431	9	65	FAIERS / PLUCKROSE	56.240	56.240	0.000
10	113	HANDCOCK / MORALEE	33.646	7	PEARSON / PARKER	22.499	10	69	LAMBERT / HAYNES	56.436	56.695	0.259
11	69	LAMBERT / HAYNES	33.897	69	LAMBERT / HAYNES	22.539	11	113	HANDCOCK / MORALEE	56.498	56.733	0.235
12	62	WRIGHT / BAILEY	33.970	65	FAIERS / PLUCKROSE	22.675	12	37	MORPHET / REILLY	56.563	56.603	0.040
13	37	MORPHET / REILLY	34.132	28	KING / SIGSWORTH	22.712	13	17	THOMAS / COLE	56.725	57.135	0.410
14	28	KING / SIGSWORTH	34.224	62	WRIGHT / BAILEY	22.808	14	62	WRIGHT / BAILEY	56.778	56.778	0.000
15	58	L. EASTELL / M. EASTELL	34.398	113	HANDCOCK / MORALEE	22.852	15	28	KING / SIGSWORTH	56.936	56.936	0.000
16	17	THOMAS / COLE	34.673	58	L. EASTELL / M. EASTELL	23.273	16	58	L. EASTELL / M. EASTELL	57.671	57.844	0.173
17	13	M. HEGARTY / WHITNALL	35.005	10	WEBB / HOPE	23.329	17	13	M. HEGARTY / WHITNALL	58.436	58.537	0.101
18	83	BUCHANAN / EVANS	35.373	13	M. HEGARTY / WHITNALL	23.431	18	83	BUCHANAN / EVANS	59.350	59.350	0.000
19	93	GRISTWOOD / SMITH	35.839	93	GRISTWOOD / SMITH	23.666	19	93	GRISTWOOD / SMITH	59.505	1:00.112	0.607
20	10	WEBB / HOPE	36.272	83	BUCHANAN / EVANS	23.977	20	10	WEBB / HOPE	59.601	59.601	0.000
21	135	CROWE / LUDLOW	37.589	135	CROWE / LUDLOW	24.691	21	135	CROWE / LUDLOW	1:02.280	1:02.802	0.522
22	67	JEFFREY / FIELD	37.830	67	JEFFREY / FIELD	24.712	22	67	JEFFREY / FIELD	1:02.542	1:02.542	0.000
23	19	MACBRIDE / EDWARDS	42.341	19	MACBRIDE / EDWARDS	26.792	23	19	MACBRIDE / EDWARDS	1:09.133	1:09.503	0.370

BMCRC - MRO Championships 2023 - Rnd 1 @ Brands Hatch Indy

BMCRC F1 & F2 Sidecars

RACE 2 - STATISTICS

Competitors Started	23
Planned Start	2023-03-12 @ 10:40:00.000
Actual Start	2023-03-12 @ 10:37:24.822
Finish Time	2023-03-12 @ 10:47:40.495
Track Length	1.2079mi.
Total Laps	240
Total Distance Covered	289.9069mi.

Session Fastest Lap History

NO	CL	NAME	LAP TIME	TIME OF DAY	LAP	VEHICLE
11	F1	GILBERT / HILDIGE	56.414	10:39:24.842	2	Ryde
11	F1	GILBERT / HILDIGE	56.197	10:41:17.517	4	Ryde
4	F1	MOLYNEUX / SAYLE	55.322	10:41:18.881	4	KTM 890 R
9	F2	CLARKE / JOHNSON	54.948	10:42:18.502	5	Windle Yamaha
11	F1	GILBERT / HILDIGE	54.713	10:43:08.575	6	Ryde
4	F1	MOLYNEUX / SAYLE	54.329	10:43:09.426	6	KTM 890 R
9	F2	CLARKE / JOHNSON	54.191	10:44:07.289	7	Windle Yamaha
33	F2	S. HEGARTY / NEAVE	54.046	10:45:00.076	8	Baker HONDA
11	F1	GILBERT / HILDIGE	54.014	10:45:52.477	9	Ryde
33	F2	S. HEGARTY / NEAVE	53.843	10:45:53.921	9	Baker HONDA
11	F1	GILBERT / HILDIGE	53.699	10:46:46.177	10	Ryde
33	F2	S. HEGARTY / NEAVE	53.487	10:46:47.409	10	Baker HONDA

Session Leader History

NO	CL	NAME	FROM LAP	LAPS LED	DISTANCE	VEHICLE
11	F1	GILBERT / HILDIGE	1	11	13.28 miles	Ryde

Flag History

TYPE	TIME OF DAY
GREEN	10:37:24.822
FINISH	10:47:40.495

Flag Statistics

TYPE	COUNT	TOTAL LAPS	TOTAL TIME
Green	1	11	11:14.110
Red	0	0	0.000
Safety Car	0	0	0.000
FCY	0	0	0.000

BMCRC - MRO Championships 2023 - Rnd 1 @ Brands Hatch Indy

BMCRC F1 & F2 Sidecars

RACE 2 - STATISTICS

CLASS : F1

8 Starters

Fastest Lap History

NO	NAME	LAP TIME	TIME OF DAY	LAP	VEHICLE
11	GILBERT / HILDIGE	56.414	10:39:24.842	2	Ryde
11	GILBERT / HILDIGE	56.197	10:41:17.517	4	Ryde
4	MOLYNEUX / SAYLE	55.322	10:41:18.881	4	KTM 890 R
11	GILBERT / HILDIGE	54.713	10:43:08.575	6	Ryde
4	MOLYNEUX / SAYLE	54.329	10:43:09.426	6	KTM 890 R
11	GILBERT / HILDIGE	54.014	10:45:52.477	9	Ryde
11	GILBERT / HILDIGE	53.699	10:46:46.177	10	Ryde

Leader History

NO	NAME	FROM LAP	LAPS LED	DISTANCE	VEHICLE
11	GILBERT / HILDIGE	1	11	13.28 miles	Ryde

BMCRC - MRO Championships 2023 - Rnd 1 @ Brands Hatch Indy

BMCRC F1 & F2 Sidecars

RACE 2 - STATISTICS

CLASS : F2

15 Starters

Fastest Lap History

NO	NAME	LAP TIME	TIME OF DAY	LAP	VEHICLE
33	S. HEGARTY / NEAVE	57.769	10:39:26.268	2	Baker HONDA
33	S. HEGARTY / NEAVE	57.389	10:40:23.606	3	Baker HONDA
9	CLARKE / JOHNSON	57.124	10:40:26.447	3	Windle Yamaha
144	A. FOUNDS / LOWTHER	56.484	10:40:27.182	3	LCR YAMAHA R6
144	A. FOUNDS / LOWTHER	56.350	10:41:23.531	4	LCR YAMAHA R6
33	S. HEGARTY / NEAVE	56.227	10:42:16.394	5	Baker HONDA
9	CLARKE / JOHNSON	54.948	10:42:18.502	5	Windle Yamaha
9	CLARKE / JOHNSON	54.597	10:43:13.099	6	Windle Yamaha
9	CLARKE / JOHNSON	54.191	10:44:07.289	7	Windle Yamaha
33	S. HEGARTY / NEAVE	54.046	10:45:00.076	8	Baker HONDA
33	S. HEGARTY / NEAVE	53.843	10:45:53.921	9	Baker HONDA
33	S. HEGARTY / NEAVE	53.487	10:46:47.409	10	Baker HONDA

Leader History

NO	NAME	FROM LAP	LAPS LED	DISTANCE	VEHICLE
33	S. HEGARTY / NEAVE	1	11	13.28 miles	Baker HONDA

BMCRC - MRO Championships 2023 - Rnd 1 @ Brands Hatch Indy



BMCRC F1 & F2 Sidecars

RACE 13 - GRID (11 Laps)

ROW 12	24	121	LAWRENCE / PYMM	1:09.503	23	19	MACBRIDE / EDWARDS				
ROW 11				1:02.802	22	135	CROWE / LUDLOW	1:02.542	21	67	JEFFREY / FIELD
ROW 10	20	93	GRISTWOOD / SMITH	1:00.112	19	10	WEBB / HOPE	59.601			
ROW 9				59.350	18	83	BUCHANAN / EVANS	58.537	17	13	M. HEGARTY / WHITNALL
ROW 8	16	58	L. EASTELL / M. EASTELL	57.844	15	17	THOMAS / COLE	57.135			
ROW 7				56.936	14	28	KING / SIGSWORTH	56.778	13	62	WRIGHT / BAILEY
ROW 6	12	113	HANDCOCK / MORALEE	56.733	11	69	LAMBERT / HAYNES	56.695			
ROW 5				56.603	10	37	MORPHET / REILLY	56.240	9	65	FAIERS / PLUCKROSE
ROW 4	8	7	PEARSON / PARKER	56.089	7	25	MACLAURIN/ HOPE	55.873			
ROW 3				55.718	6	26	ATKINSON / MIDDLETON	54.517	5	144	A. FOUNDS / LOWTHER
ROW 2	4	4	MOLYNEUX / SAYLE	54.329	3	9	CLARKE / JOHNSON	54.069			
ROW 1				53.699	2	11	GILBERT / HILDIGE	53.487	1	33	S. HEGARTY / NEAVE
Pole											

Brands Hatch Indy: 1.2079 miles

These results are provisional until the conclusion of any judicial and technical matters.

Clerk Of Course :	Stewards :	Timekeeper : <i>Craig Smith</i>
-------------------	------------	------------------------------------

Results can be found at www.tsl-timing.com

Printed - 11:00 Sunday, 12 March 2023



BMCRC - MRO Championships 2023 - Rnd 1 @ Brands Hatch Indy



BMCRC F1 & F2 Sidecars

RACE 13 - CLASSIFICATION

POS	NO	CL	PIC NAME	ENTRY	LAPS	TIME	GAP	DIFF	MPH	BEST	ON
1	11	F1	1 GILBERT / HILDIGE	Ryde - West Ewell fencing	9	7:54.936			82.40	51.619	3
2	144	F2	1 A. FOUNDS / LOWTHER	LCR YAMAHA R6 - Indelible Ink Tattoo - Gosport	9	8:00.855	5.919	5.919	81.39	52.343	8
3	33	F2	2 S. HEGARTY / NEAVE	Baker HONDA - Sean Hegarty Ltd	9	8:01.078	6.142	0.223	81.35	52.416	7
4	26	F2	3 ATKINSON / MIDDLETON	Bellas F2 -	9	8:08.147	13.211	7.069	80.17	52.719	9
5	9	F2	4 CLARKE / JOHNSON	Windle Yamaha - Eddys Moto	9	8:09.229	14.293	1.082	79.99	53.299	7
6	62	F1	2 WRIGHT / BAILEY	RYDE F998 Yamaha - Stainless Steel Designs Ltd.	9	8:20.103	25.167	10.874	78.25	53.650	6
7	69	F2	5 LAMBERT / HAYNES	LCR Honda - graham anne ward	9	8:22.416	27.480	2.313	77.89	54.255	6
8	25	F1	3 MACLAURIN/ HOPE	Ars1 YAMAHA R6 - Amr	9	8:22.890	27.954	0.474	77.82	54.458	3
9	37	F2	6 MORPHET / REILLY	LCR Suzuki -	9	8:25.166	30.230	2.276	77.47	54.378	4
10	7	F2	7 PEARSON / PARKER	LCR Suzuki - ABS Racing	9	8:25.697	30.761	0.531	77.39	54.192	7
11	28	F2	8 KING / SIGSWORTH	Lumley Ireson F2 - Townsend Motors	8	7:34.412	1 Lap	1 Lap	76.55	55.200	4
12	17	F2	9 THOMAS / COLE	Ireson HONDA - Team Walters And Thomas Sideca	8	7:38.831	1 Lap	4.419	75.82	55.477	3
13	10	F1	4 WEBB / HOPE	LCR YAMAHA - N W Services	8	7:44.378	1 Lap	5.547	74.91	55.453	7
14	13	F2	10 M. HEGARTY / WHITNALL	Shelbourne HONDA - Mark Hegarty Surfacing	8	7:49.358	1 Lap	4.980	74.11	57.324	2
15	83	F2	11 BUCHANAN / EVANS	Lumley Kawasaki - Bull Inn Racing	8	7:52.961	1 Lap	3.603	73.55	57.718	5
16	93	F2	12 GRISTWOOD / SMITH	Suzuki - Gristwood&Toms	8	7:55.139	1 Lap	2.178	73.21	57.289	7
17	67	F1	5 JEFFREY / FIELD	Windle F1 - MJP/wesso racing	8	8:01.590	1 Lap	6.451	72.23	58.628	6
18	135	F2	13 CROWE / LUDLOW	Suzuki -	7	7:32.889	2 Laps	1 Lap	67.21	1:01.917	6
19	19	F1	6 MACBRIDE / EDWARDS	LCR YAMAHA 600 - Lifesafety Motorsport	7	7:39.668	2 Laps	6.779	66.22	1:02.932	4

NOT CLASSIFIED

DNF	65	F1	FAIERS / PLUCKROSE	Dean Ryde YAMAHA R6 - AW Racing Ltd	8	7:24.814	1 Lap	0.000	78.20	54.187	3
DNF	58	F2	L. EASTELL / M. EASTELL	Shelbourne Yamaha - Lee Eastell Engineering serv	1	1:06.171	8 Laps	7 Laps	65.71		

FASTEST LAP

	11	F1	GILBERT / HILDIGE	Ryde - West Ewell fencing	3	51.619		84.24 mph		135.57 kph	
	144	F2	A. FOUNDS / LOWTHER	LCR YAMAHA R6 - Indelible Ink Tattoo - Gosport	8	52.343		83.07 mph		133.70 kph	

Race stopped

Class F1 - 92.5% of Race Speed = 76.22 mph

Class F2 - 92.5% of Race Speed = 75.28 mph

Red Flag (end of session): 14:17

Race Distance: 9 Laps / 10.87 miles

Brands Hatch Indy: 1.2079 miles

Date: 12/03/2023 Start: 14:09 Finish: 14:17

Weather / Track : Cloudy / Dry

These results are provisional until the conclusion of any judicial and technical matters.

Clerk Of Course :	Stewards :	Timekeeper : <i>Craig Smith</i>
-------------------	------------	------------------------------------

Results can be found at www.tsl-timing.com

Printed - 14:23 Sunday, 12 March 2023



BMCRC - MRO Championships 2023 - Rnd 1 @ Brands Hatch Indy

BMCRC F1 & F2 Sidecars

RACE 13 - LAP CHART

LAP 1 @ 14:10:11.841

NO	BEHIND	LAP TIME
144		58.551
11	0.087	58.638
33	0.314	58.865
9	1.453	1:00.004
26	1.548	1:00.099
65	2.824	1:01.375
25	3.196	1:01.747
69	3.794	1:02.345
37	4.119	1:02.670
17	4.740	1:03.291
7	4.878	1:03.429
28	5.203	1:03.754
62	5.448	1:03.999
83	7.127	1:05.678
13	7.233	1:05.784
58	7.620	1:06.171
10	7.864	1:06.415
67	8.965	1:07.516
93	9.071	1:07.622
135	15.019	1:13.570
19	15.579	1:14.130

LAP 2 @ 14:11:03.988

NO	BEHIND	LAP TIME
11		52.060
144	0.955	53.102
33	1.527	53.360
26	3.312	53.911
9	3.479	54.173
65	5.739	55.062
25	5.860	54.811
69	6.725	55.078
37	7.114	55.142
17	8.125	55.532
62	8.492	55.191
7	9.590	56.859
28	9.804	56.748
13	12.410	57.324
83	13.328	58.348
10	14.175	58.458
67	15.701	58.883
93	16.166	59.242
135	26.099	1:03.227
19	27.548	1:04.116

LAP 3 @ 14:11:55.607

NO	BEHIND	LAP TIME
11		51.619
144	2.091	52.755
33	2.649	52.741
26	4.710	53.017
9	5.341	53.481
65	8.307	54.187
25	8.699	54.458
69	10.361	55.255
37	11.335	55.840
17	11.983	55.477
62	12.166	55.293
7	13.850	55.879
28	14.336	56.151
13	18.369	57.578
10	20.471	57.915

Weather / Track : Cloudy / Dry

Results can be found at www.tsl-timing.com

83	20.747	59.038
67	23.379	59.297
93	23.579	59.032
135	37.933	1:03.453
19	39.255	1:03.326

LAP 4 @ 14:12:47.662

NO	BEHIND	LAP TIME
11		52.055
144	2.915	52.879
33	3.506	52.912
26	5.775	53.120
9	6.757	53.471
65	10.948	54.696
25	11.130	54.486
69	12.756	54.450
37	13.658	54.378
62	15.029	54.918
17	16.159	56.231
7	16.842	55.047
28	17.481	55.200
13	23.979	57.665
10	25.318	56.902
83	26.717	58.025
93	30.361	58.837
67	31.587	1:00.263
135	49.794	1:03.916
19	50.132	1:02.932

LAP 5 @ 14:13:39.437

NO	BEHIND	LAP TIME
11		51.775
144	3.526	52.386
33	4.387	52.656
26	6.950	52.950
9	8.614	53.632
65	13.715	54.542
25	14.449	55.094
69	15.578	54.597
62	17.258	54.004
37	17.385	55.502
7	21.008	55.941
17	21.058	56.674
28	21.397	55.691
10	29.861	56.318
13	30.088	57.884
83	32.660	57.718
93	36.410	57.824
67	39.092	59.280

LAP 6 @ 14:14:31.796

NO	BEHIND	LAP TIME
11		52.359
144	4.530	53.363
33	5.175	53.147
26	9.656	55.065
9	10.005	53.750
135	1 Lap	1:04.612
19	1 Lap	1:05.287
65	16.359	55.003
25	16.614	54.524
69	17.474	54.255
62	18.549	53.650
37	20.624	55.598

7	22.850	54.201
28	24.442	55.404
17	26.231	57.532
10	33.693	56.191
13	35.197	57.468
83	38.190	57.889
93	41.738	57.687
67	45.361	58.628

LAP 7 @ 14:15:23.772

NO	BEHIND	LAP TIME
11		51.976
144	4.944	52.390
33	5.615	52.416
9	11.328	53.299
26	11.531	53.851
65	19.527	55.144
25	20.122	55.484
135	1 Lap	1:01.917
62	20.249	53.676
69	20.532	55.034
37	24.012	55.364
7	25.066	54.192
19	1 Lap	1:05.885
28	27.729	55.263
17	30.952	56.697
10	37.170	55.453
13	40.818	57.597
83	44.499	58.285
93	47.051	57.289

LAP 8 @ 14:16:15.725

NO	BEHIND	LAP TIME
11		51.953
67	1 Lap	58.706
144	5.334	52.343
33	6.218	52.556
26	12.993	53.415
9	13.097	53.722
65	22.379	54.805
62	22.661	54.365
25	23.052	54.883
69	23.698	55.119
37	27.561	55.502
7	27.897	54.784
135	1 Lap	1:02.194
28	31.977	56.201
17	36.396	57.397
19	1 Lap	1:03.992
10	41.943	56.726
13	46.923	58.058
83	50.526	57.980

LAP 9 @ 14:17:08.226

NO	BEHIND	LAP TIME
11		52.501
93	1 Lap	57.606
144	5.919	53.086
33	6.142	52.425
67	1 Lap	59.017
26	13.211	52.719
9	14.293	53.697
62	25.167	55.007
69	27.480	56.283

Brands Hatch Indy: 1.2079 miles
Date: 12/03/2023 Start: 14:09 Finish: 14:17

Printed - 14:24 Sunday, 12 March 2023

BMCRC - MRO Championships 2023 - Rnd 1 @ Brands Hatch Indy

BMCRC F1 & F2 Sidecars

RACE 13 - POSITION CHART

No	Name	Lap										
		Pos	1	2	3	4	5	6	7	8	9	
33	S. HEGARTY / NEAVE	1	144	11	11	11	11	11	11	11	11	11
11	GILBERT / HILDIGE	2	11	144	144	144	144	144	144	144	144	144
9	CLARKE / JOHNSON	3	33	33	33	33	33	33	33	33	33	33
144	A. FOUNDS / LOWTHE	4	9	26	26	26	26	26	26	9	26	26
26	ATKINSON / MIDDLETON	5	26	9	9	9	9	9	9	26	9	9
25	MACLAURIN/ HOPE	6	65	65	65	65	65	65	65	65	65	62
7	PEARSON / PARKER	7	25	25	25	25	25	25	25	25	62	69
65	FAIERS / PLUCKROSE	8	69	69	69	69	69	69	69	62	25	25
37	MORPHET / REILLY	9	37	37	37	37	62	62	69	69	37	37
69	LAMBERT / HAYNES	10	17	17	17	62	37	37	37	37	7	7
62	WRIGHT / BAILEY	11	7	62	62	17	7	7	7	7	7	7
28	KING / SIGSWORTH	12	28	7	7	7	17	28	28	28	28	28
17	THOMAS / COLE	13	62	28	28	28	28	17	17	17	17	17
58	L. EASTELL / M. EASTELL	14	83	13	13	13	10	10	10	10	10	10
13	M. HEGARTY / WHITNEY	15	13	83	10	10	13	13	13	13	13	13
83	BUCHANAN / EVANS	16	58	10	83	83	83	83	83	83	83	83
10	WEBB / HOPE	17	10	67	67	93	93	93	93	93	93	93
93	GRISTWOOD / SMITH	18	67	93	93	67	67	67	67	67	67	67
67	JEFFREY / FIELD	19	93	135	135	135	135	135	135	135	135	135
135	CROWE / LUDLOW	20	135	19	19	19	19	19	19	19	19	19
19	MACBRIDE / EDWARD	21	19									

BMCRC - MRO Championships 2023 - Rnd 1 @ Brands Hatch Indy

BMCRC F1 & F2 Sidecars

RACE 13 - SECTOR ANALYSIS



SECTOR 1 = FL to I1, SECTOR 2 = I1 to FL, DIFF = Difference To Personal Best Lap, P = Crossed Finish Line in Pit Lane, D = Time Disallowed

P1 11 F1		GILBERT / HILDIGE		Ryde - West Ewell fencing			
IDEAL LAP TIME : 51.613		BEST LAP TIME : 51.619		DIFFERENCE : 0.006			
LAP	SECTOR 1	SECTOR 2	LAP TIME	MPH	DIFF	TIME OF DAY	
1 -		21.151	58.638	74.15	7.019	14:10:11.928	
2 -	31.112	20.948	52.060	83.53	0.441	14:11:03.988	
3 -	30.870	20.749	51.619 (1)	84.24		14:11:55.607	
4 -	31.250	20.805	52.055	83.53	0.436	14:12:47.662	
5 -	30.919	20.856	51.775 (2)	83.99	0.156	14:13:39.437	
6 -	31.616	20.743	52.359	83.05	0.740	14:14:31.796	
7 -	31.129	20.847	51.976	83.66	0.357	14:15:23.772	
8 -	31.162	20.791	51.953 (3)	83.70	0.334	14:16:15.725	
9 -	31.618	20.883	52.501	82.82	0.882	14:17:08.226	

P2 144 F2		A. FOUNDS / LOWTHER		LCR YAMAHA R6 - Indelible Ink Tattoo - Gosport			
IDEAL LAP TIME : 52.285		BEST LAP TIME : 52.343		DIFFERENCE : 0.058			
LAP	SECTOR 1	SECTOR 2	LAP TIME	MPH	DIFF	TIME OF DAY	
1 -		21.431	58.551	74.26	6.208	14:10:11.841	
2 -	31.709	21.393	53.102	81.89	0.759	14:11:04.943	
3 -	31.555	21.200	52.755	82.43	0.412	14:11:57.698	
4 -	31.471	21.408	52.879	82.23	0.536	14:12:50.577	
5 -	31.200	21.186	52.386 (2)	83.01	0.043	14:13:42.963	
6 -	32.255	21.108	53.363	81.49	1.020	14:14:36.326	
7 -	31.262	21.128	52.390 (3)	83.00	0.047	14:15:28.716	
8 -	31.177	21.166	52.343 (1)	83.07		14:16:21.059	
9 -	31.460	21.626	53.086	81.91	0.743	14:17:14.145	

P3 33 F2		S. HEGARTY / NEAVE		Baker HONDA - Sean Hegarty Ltd			
IDEAL LAP TIME : 52.303		BEST LAP TIME : 52.416		DIFFERENCE : 0.113			
LAP	SECTOR 1	SECTOR 2	LAP TIME	MPH	DIFF	TIME OF DAY	
1 -		21.676	58.865	73.87	6.449	14:10:12.155	
2 -	31.877	21.483	53.360	81.49	0.944	14:11:05.515	
3 -	31.457	21.284	52.741	82.45	0.325	14:11:58.256	
4 -	31.588	21.324	52.912	82.18	0.496	14:12:51.168	
5 -	31.321	21.335	52.656	82.58	0.240	14:13:43.824	
6 -	31.772	21.375	53.147	81.82	0.731	14:14:36.971	
7 -	31.198	21.218	52.416 (1)	82.96		14:15:29.387	
8 -	31.202	21.354	52.556 (3)	82.74	0.140	14:16:21.943	
9 -	31.085	21.340	52.425 (2)	82.94	0.009	14:17:14.368	

P4 26 F2		ATKINSON / MIDDLETON		Bellas F2 -			
IDEAL LAP TIME : 52.659		BEST LAP TIME : 52.719		DIFFERENCE : 0.060			
LAP	SECTOR 1	SECTOR 2	LAP TIME	MPH	DIFF	TIME OF DAY	
1 -		21.887	1:00.099	72.35	7.380	14:10:13.389	
2 -	32.134	21.777	53.911	80.66	1.192	14:11:07.300	
3 -	31.586	21.431	53.017 (3)	82.02	0.298	14:12:00.317	
4 -	31.603	21.517	53.120	81.86	0.401	14:12:53.437	
5 -	31.483	21.467	52.950 (2)	82.12	0.231	14:13:46.387	
6 -	31.595	23.470	55.065	78.97	2.346	14:14:41.452	
7 -	32.205	21.646	53.851	80.75	1.132	14:15:35.303	
8 -	31.892	21.523	53.415	81.41	0.696	14:16:28.718	
9 -	31.543	21.176	52.719 (1)	82.48		14:17:21.437	

BMCRC - MRO Championships 2023 - Rnd 1 @ Brands Hatch Indy

BMCRC F1 & F2 Sidecars

RACE 13 - SECTOR ANALYSIS



SECTOR 1 = FL to I1, SECTOR 2 = I1 to FL, DIFF = Difference To Personal Best Lap, P = Crossed Finish Line in Pit Lane, D = Time Disallowed

P5		9 F2		CLARKE / JOHNSON		Windle Yamaha - Eddys Moto	
IDEAL LAP TIME : 53.200		BEST LAP TIME : 53.299		DIFFERENCE : 0.099			
LAP	SECTOR 1	SECTOR 2	LAP TIME	MPH	DIFF	TIME OF DAY	
1 -		21.956	1:00.004	72.47	6.705	14:10:13.294	
2 -	32.354	21.819	54.173	80.27	0.874	14:11:07.467	
3 -	31.966	21.515	53.481 (3)	81.31	0.182	14:12:00.948	
4 -	31.898	21.573	53.471 (2)	81.32	0.172	14:12:54.419	
5 -	32.007	21.625	53.632	81.08	0.333	14:13:48.051	
6 -	31.685	22.065	53.750	80.90	0.451	14:14:41.801	
7 -	31.692	21.607	53.299 (1)	81.58		14:15:35.100	
8 -	31.903	21.819	53.722	80.94	0.423	14:16:28.822	
9 -	31.861	21.836	53.697	80.98	0.398	14:17:22.519	

P6		62 F1		WRIGHT / BAILEY		RYDE F998 Yamaha - Stainless Steel Designs Ltd.	
IDEAL LAP TIME : 53.499		BEST LAP TIME : 53.650		DIFFERENCE : 0.151			
LAP	SECTOR 1	SECTOR 2	LAP TIME	MPH	DIFF	TIME OF DAY	
1 -		21.992	1:03.999	67.94	10.349	14:10:17.289	
2 -	33.344	21.847	55.191	78.79	1.541	14:11:12.480	
3 -	33.546	21.747	55.293	78.64	1.643	14:12:07.773	
4 -	33.334	21.584	54.918	79.18	1.268	14:13:02.691	
5 -	32.117	21.887	54.004 (3)	80.52	0.354	14:13:56.695	
6 -	32.089	21.561	53.650 (1)	81.05		14:14:50.345	
7 -	32.266	21.410	53.676 (2)	81.01	0.026	14:15:44.021	
8 -	32.464	21.901	54.365	79.98	0.715	14:16:38.386	
9 -	33.453	21.554	55.007	79.05	1.357	14:17:33.393	

P7		69 F2		LAMBERT / HAYNES		LCR Honda - graham anne ward	
IDEAL LAP TIME : 54.113		BEST LAP TIME : 54.255		DIFFERENCE : 0.142			
LAP	SECTOR 1	SECTOR 2	LAP TIME	MPH	DIFF	TIME OF DAY	
1 -		22.891	1:02.345	69.75	8.090	14:10:15.635	
2 -	32.988	22.090	55.078	78.95	0.823	14:11:10.713	
3 -	33.242	22.013	55.255	78.70	1.000	14:12:05.968	
4 -	32.378	22.072	54.450 (2)	79.86	0.195	14:13:00.418	
5 -	32.640	21.957	54.597 (3)	79.64	0.342	14:13:55.015	
6 -	32.310	21.945	54.255 (1)	80.15		14:14:49.270	
7 -	32.168	22.866	55.034	79.01	0.779	14:15:44.304	
8 -	32.864	22.255	55.119	78.89	0.864	14:16:39.423	
9 -	33.000	23.283	56.283	77.26	2.028	14:17:35.706	

P8		25 F1		MACLAURIN/ HOPE		Ars1 YAMAHA R6 - Amr	
IDEAL LAP TIME : 54.023		BEST LAP TIME : 54.458		DIFFERENCE : 0.435			
LAP	SECTOR 1	SECTOR 2	LAP TIME	MPH	DIFF	TIME OF DAY	
1 -		22.634	1:01.747	70.42	7.289	14:10:15.037	
2 -	32.711	22.100	54.811	79.33	0.353	14:11:09.848	
3 -	32.431	22.027	54.458 (1)	79.85		14:12:04.306	
4 -	32.256	22.230	54.486 (2)	79.81	0.028	14:12:58.792	
5 -	33.006	22.088	55.094	78.93	0.636	14:13:53.886	
6 -	32.062	22.462	54.524 (3)	79.75	0.066	14:14:48.410	
7 -	32.906	22.578	55.484	78.37	1.026	14:15:43.894	
8 -	32.922	21.961	54.883	79.23	0.425	14:16:38.777	
9 -	33.466	23.937	57.403	75.75	2.945	14:17:36.180	

BMCRC - MRO Championships 2023 - Rnd 1 @ Brands Hatch Indy

BMCRC F1 & F2 Sidecars

RACE 13 - SECTOR ANALYSIS



SECTOR 1 = FL to I1, SECTOR 2 = I1 to FL, DIFF = Difference To Personal Best Lap, P = Crossed Finish Line in Pit Lane, D = Time Disallowed

P9		37 F2		MORPHET / REILLY		LCR Suzuki -	
IDEAL LAP TIME : 54.378		BEST LAP TIME : 54.378		DIFFERENCE : 0.000			
LAP	SECTOR 1	SECTOR 2	LAP TIME	MPH	DIFF	TIME OF DAY	
1 -		22.486	1:02.670	69.38	8.292	14:10:15.960	
2 -	33.102	22.040	55.142 (2)	78.86	0.764	14:11:11.102	
3 -	33.741	22.099	55.840	77.87	1.462	14:12:06.942	
4 -	32.345	22.033	54.378 (1)	79.96		14:13:01.320	
5 -	33.209	22.293	55.502	78.35	1.124	14:13:56.822	
6 -	33.420	22.178	55.598	78.21	1.220	14:14:52.420	
7 -	32.863	22.501	55.364	78.54	0.986	14:15:47.784	
8 -	33.287	22.215	55.502	78.35	1.124	14:16:43.286	
9 -	33.058	22.112	55.170 (3)	78.82	0.792	14:17:38.456	

P10		7 F2		PEARSON / PARKER		LCR Suzuki - ABS Racing	
IDEAL LAP TIME : 54.177		BEST LAP TIME : 54.192		DIFFERENCE : 0.015			
LAP	SECTOR 1	SECTOR 2	LAP TIME	MPH	DIFF	TIME OF DAY	
1 -		22.813	1:03.429	68.55	9.237	14:10:16.719	
2 -	34.357	22.502	56.859	76.48	2.667	14:11:13.578	
3 -	33.744	22.135	55.879	77.82	1.687	14:12:09.457	
4 -	32.962	22.085	55.047	78.99	0.855	14:13:04.504	
5 -	33.709	22.232	55.941	77.73	1.749	14:14:00.445	
6 -	32.278	21.923	54.201 (2)	80.23	0.009	14:14:54.646	
7 -	32.254	21.938	54.192 (1)	80.24		14:15:48.838	
8 -	32.757	22.027	54.784 (3)	79.37	0.592	14:16:43.622	
9 -	32.850	22.515	55.365	78.54	1.173	14:17:38.987	

P11		28 F2		KING / SIGSWORTH		Lumley Ireson F2 - Townsend Motors	
IDEAL LAP TIME : 55.105		BEST LAP TIME : 55.200		DIFFERENCE : 0.095			
LAP	SECTOR 1	SECTOR 2	LAP TIME	MPH	DIFF	TIME OF DAY	
1 -		22.363	1:03.754	68.20	8.554	14:10:17.044	
2 -	34.175	22.573	56.748	76.63	1.548	14:11:13.792	
3 -	33.828	22.323	56.151	77.44	0.951	14:12:09.943	
4 -	33.212	21.988	55.200 (1)	78.77		14:13:05.143	
5 -	33.362	22.329	55.691	78.08	0.491	14:14:00.834	
6 -	33.353	22.051	55.404 (3)	78.48	0.204	14:14:56.238	
7 -	33.117	22.146	55.263 (2)	78.68	0.063	14:15:51.501	
8 -	34.030	22.171	56.201	77.37	1.001	14:16:47.702	

P12		17 F2		THOMAS / COLE		Ireson HONDA - Team Walters And Thomas Sidecar racing	
IDEAL LAP TIME : 55.260		BEST LAP TIME : 55.477		DIFFERENCE : 0.217			
LAP	SECTOR 1	SECTOR 2	LAP TIME	MPH	DIFF	TIME OF DAY	
1 -		22.281	1:03.291	68.70	7.814	14:10:16.581	
2 -	33.489	22.043	55.532 (2)	78.30	0.055	14:11:12.113	
3 -	33.217	22.260	55.477 (1)	78.38		14:12:07.590	
4 -	33.759	22.472	56.231 (3)	77.33	0.754	14:13:03.821	
5 -	34.096	22.578	56.674	76.73	1.197	14:14:00.495	
6 -	34.809	22.723	57.532	75.58	2.055	14:14:58.027	
7 -	34.196	22.501	56.697	76.69	1.220	14:15:54.724	
8 -	34.754	22.643	57.397	75.76	1.920	14:16:52.121	

BMCRC - MRO Championships 2023 - Rnd 1 @ Brands Hatch Indy

BMCRC F1 & F2 Sidecars

RACE 13 - SECTOR ANALYSIS



SECTOR 1 = FL to I1, SECTOR 2 = I1 to FL, DIFF = Difference To Personal Best Lap, P = Crossed Finish Line in Pit Lane, D = Time Disallowed

P13 10 F1		WEBB / HOPE		LCR YAMAHA - N W Services			
IDEAL LAP TIME : 55.453		BEST LAP TIME : 55.453		DIFFERENCE : 0.000			
LAP	SECTOR 1	SECTOR 2	LAP TIME	MPH	DIFF	TIME OF DAY	
1 -		22.995	1:06.415	65.47	10.962	14:10:19.705	
2 -	35.151	23.307	58.458	74.38	3.005	14:11:18.163	
3 -	34.830	23.085	57.915	75.08	2.462	14:12:16.078	
4 -	34.590	22.312	56.902	76.42	1.449	14:13:12.980	
5 -	33.953	22.365	56.318 (3)	77.21	0.865	14:14:09.298	
6 -	33.912	22.279	56.191 (2)	77.38	0.738	14:15:05.489	
7 -	33.259	22.194	55.453 (1)	78.41		14:16:00.942	
8 -	33.793	22.933	56.726	76.65	1.273	14:16:57.668	

P14 13 F2		M. HEGARTY / WHITNALL		Shelbourne HONDA - Mark Hegarty Surfacing			
IDEAL LAP TIME : 57.057		BEST LAP TIME : 57.324		DIFFERENCE : 0.267			
LAP	SECTOR 1	SECTOR 2	LAP TIME	MPH	DIFF	TIME OF DAY	
1 -		23.161	1:05.784	66.10	8.460	14:10:19.074	
2 -	34.434	22.890	57.324 (1)	75.86		14:11:16.398	
3 -	34.532	23.046	57.578 (3)	75.52	0.254	14:12:13.976	
4 -	34.629	23.036	57.665	75.41	0.341	14:13:11.641	
5 -	34.398	23.486	57.884	75.12	0.560	14:14:09.525	
6 -	34.180	23.288	57.468 (2)	75.67	0.144	14:15:06.993	
7 -	34.167	23.430	57.597	75.50	0.273	14:16:04.590	
8 -	34.539	23.519	58.058	74.90	0.734	14:17:02.648	

P15 83 F2		BUCHANAN / EVANS		Lumley Kawasaki - Bull Inn Racing			
IDEAL LAP TIME : 57.434		BEST LAP TIME : 57.718		DIFFERENCE : 0.284			
LAP	SECTOR 1	SECTOR 2	LAP TIME	MPH	DIFF	TIME OF DAY	
1 -		23.632	1:05.678	66.21	7.960	14:10:18.968	
2 -	34.830	23.518	58.348	74.52	0.630	14:11:17.316	
3 -	35.553	23.485	59.038	73.65	1.320	14:12:16.354	
4 -	34.636	23.389	58.025	74.94	0.307	14:13:14.379	
5 -	34.296	23.422	57.718 (1)	75.34		14:14:12.097	
6 -	34.551	23.338	57.889 (2)	75.11	0.171	14:15:09.986	
7 -	34.700	23.585	58.285	74.60	0.567	14:16:08.271	
8 -	34.842	23.138	57.980 (3)	75.00	0.262	14:17:06.251	

P16 93 F2		GRISTWOOD / SMITH		Suzuki - Gristwood&Toms			
IDEAL LAP TIME : 57.255		BEST LAP TIME : 57.289		DIFFERENCE : 0.034			
LAP	SECTOR 1	SECTOR 2	LAP TIME	MPH	DIFF	TIME OF DAY	
1 -		24.216	1:07.622	64.30	10.333	14:10:20.912	
2 -	35.607	23.635	59.242	73.40	1.953	14:11:20.154	
3 -	35.748	23.284	59.032	73.66	1.743	14:12:19.186	
4 -	35.736	23.101	58.837	73.90	1.548	14:13:18.023	
5 -	34.713	23.111	57.824	75.20	0.535	14:14:15.847	
6 -	34.711	22.976	57.687 (3)	75.38	0.398	14:15:13.534	
7 -	34.279	23.010	57.289 (1)	75.90		14:16:10.823	
8 -	34.512	23.094	57.606 (2)	75.48	0.317	14:17:08.429	

P17 67 F1		JEFFREY / FIELD		Windle F1 - MJP/wesso racing			
IDEAL LAP TIME : 58.590		BEST LAP TIME : 58.628		DIFFERENCE : 0.038			
LAP	SECTOR 1	SECTOR 2	LAP TIME	MPH	DIFF	TIME OF DAY	
1 -		24.090	1:07.516	64.40	8.888	14:10:20.806	
2 -	35.123	23.760	58.883 (3)	73.85	0.255	14:11:19.689	
3 -	35.402	23.895	59.297	73.33	0.669	14:12:18.986	
4 -	36.173	24.090	1:00.263	72.16	1.635	14:13:19.249	
5 -	35.660	23.620	59.280	73.35	0.652	14:14:18.529	
6 -	35.081	23.547	58.628 (1)	74.17		14:15:17.157	
7 -	35.197	23.509	58.706 (2)	74.07	0.078	14:16:15.863	
8 -	35.229	23.788	59.017	73.68	0.389	14:17:14.880	

BMCRC - MRO Championships 2023 - Rnd 1 @ Brands Hatch Indy

BMCRC F1 & F2 Sidecars

RACE 13 - SECTOR ANALYSIS



SECTOR 1 = FL to I1, SECTOR 2 = I1 to FL, DIFF = Difference To Personal Best Lap, P = Crossed Finish Line in Pit Lane, D = Time Disallowed

P18 135 F2 CROWE / LUDLOW		Suzuki -				
IDEAL LAP TIME : 1:01.724		BEST LAP TIME : 1:01.917		DIFFERENCE : 0.193		
LAP	SECTOR 1	SECTOR 2	LAP TIME	MPH	DIFF	TIME OF DAY
1 -		25.659	1:13.570	59.10	11.653	14:10:26.860
2 -	37.740	25.487	1:03.227 (3)	68.77	1.310	14:11:30.087
3 -	38.036	25.417	1:03.453	68.53	1.536	14:12:33.540
4 -	38.207	25.709	1:03.916	68.03	1.999	14:13:37.456
5 -	39.476	25.136	1:04.612	67.30	2.695	14:14:42.068
6 -	37.035	24.882	1:01.917 (1)	70.23		14:15:43.985
7 -	37.505	24.689	1:02.194 (2)	69.91	0.277	14:16:46.179

P19 19 F1 MACBRIDE / EDWARDS		LCR YAMAHA 600 - Lifesafety Motorsport				
IDEAL LAP TIME : 1:02.683		BEST LAP TIME : 1:02.932		DIFFERENCE : 0.249		
LAP	SECTOR 1	SECTOR 2	LAP TIME	MPH	DIFF	TIME OF DAY
1 -		25.765	1:14.130	58.66	11.198	14:10:27.420
2 -	38.889	25.227	1:04.116	67.82	1.184	14:11:31.536
3 -	38.474	24.852	1:03.326 (2)	68.67	0.394	14:12:34.862
4 -	37.831	25.101	1:02.932 (1)	69.10		14:13:37.794
5 -	39.519	25.768	1:05.287	66.60	2.355	14:14:43.081
6 -	39.968	25.917	1:05.885	66.00	2.953	14:15:48.966
7 -	38.414	25.578	1:03.992 (3)	67.95	1.060	14:16:52.958

P20 65 F1 FAIERS / PLUCKROSE		Dean Ryde YAMAHA R6 - AWracing ltd				
IDEAL LAP TIME : 54.172		BEST LAP TIME : 54.187		DIFFERENCE : 0.015		
LAP	SECTOR 1	SECTOR 2	LAP TIME	MPH	DIFF	TIME OF DAY
1 -		22.239	1:01.375	70.85	7.188	14:10:14.665
2 -	32.669	22.393	55.062	78.97	0.875	14:11:09.727
3 -	32.131	22.056	54.187 (1)	80.25		14:12:03.914
4 -	32.655	22.041	54.696 (3)	79.50	0.509	14:12:58.610
5 -	32.348	22.194	54.542 (2)	79.72	0.355	14:13:53.152
6 -	32.373	22.630	55.003	79.06	0.816	14:14:48.155
7 -	32.757	22.387	55.144	78.85	0.957	14:15:43.299
8 -	32.639	22.166	54.805	79.34	0.618	14:16:38.104

P21 58 F2 L EASTELL / M. EASTELL		Shelbourne Yamaha - Lee Eastell Engineering services ltd				
IDEAL LAP TIME : 58.902		BEST LAP TIME :		DIFFERENCE :		
LAP	SECTOR 1	SECTOR 2	LAP TIME	MPH	DIFF	TIME OF DAY
1 -		23.141	1:06.171	65.71		14:10:19.461

BMCRC - MRO Championships 2023 - Rnd 1 @ Brands Hatch Indy

BMCRC F1 & F2 Sidecars

RACE 13 - BEST SECTORS

SECTOR 1			SECTOR 2			IDEAL / BEST COMPARISON						
POS	NO	NAME	TIME	NO	NAME	TIME	POS	NO	NAME	IDEAL	BEST	DIFF
									PERFECT LAP	51.613		
1	11	GILBERT / HILDIGE	30.870	11	GILBERT / HILDIGE	20.743	1	11	GILBERT / HILDIGE	51.613	51.619	0.006
2	33	S. HEGARTY / NEAVE	31.085	144	A. FOUNDS / LOWTHER	21.108	2	144	A. FOUNDS / LOWTHER	52.285	52.343	0.058
3	144	A. FOUNDS / LOWTHER	31.177	26	ATKINSON / MIDDLETON	21.176	3	33	S. HEGARTY / NEAVE	52.303	52.416	0.113
4	26	ATKINSON / MIDDLETON	31.483	33	S. HEGARTY / NEAVE	21.218	4	26	ATKINSON / MIDDLETON	52.659	52.719	0.060
5	9	CLARKE / JOHNSON	31.685	62	WRIGHT / BAILEY	21.410	5	9	CLARKE / JOHNSON	53.200	53.299	0.099
6	25	MACLAURIN / HOPE	32.062	9	CLARKE / JOHNSON	21.515	6	62	WRIGHT / BAILEY	53.499	53.650	0.151
7	62	WRIGHT / BAILEY	32.089	7	PEARSON / PARKER	21.923	7	25	MACLAURIN / HOPE	54.023	54.458	0.435
8	65	FAIERS / PLUCKROSE	32.131	69	LAMBERT / HAYNES	21.945	8	69	LAMBERT / HAYNES	54.113	54.255	0.142
9	69	LAMBERT / HAYNES	32.168	25	MACLAURIN / HOPE	21.961	9	65	FAIERS / PLUCKROSE	54.172	54.187	0.015
10	7	PEARSON / PARKER	32.254	28	KING / SIGSWORTH	21.988	10	7	PEARSON / PARKER	54.177	54.192	0.015
11	37	MORPHET / REILLY	32.345	37	MORPHET / REILLY	22.033	11	37	MORPHET / REILLY	54.378	54.378	0.000
12	28	KING / SIGSWORTH	33.117	65	FAIERS / PLUCKROSE	22.041	12	28	KING / SIGSWORTH	55.105	55.200	0.095
13	17	THOMAS / COLE	33.217	17	THOMAS / COLE	22.043	13	17	THOMAS / COLE	55.260	55.477	0.217
14	10	WEBB / HOPE	33.259	10	WEBB / HOPE	22.194	14	10	WEBB / HOPE	55.453	55.453	0.000
15	13	M. HEGARTY / WHITNALL	34.167	13	M. HEGARTY / WHITNALL	22.890	15	13	M. HEGARTY / WHITNALL	57.057	57.324	0.267
16	93	GRISTWOOD / SMITH	34.279	93	GRISTWOOD / SMITH	22.976	16	93	GRISTWOOD / SMITH	57.255	57.289	0.034
17	83	BUCHANAN / EVANS	34.296	83	BUCHANAN / EVANS	23.138	17	83	BUCHANAN / EVANS	57.434	57.718	0.284
18	67	JEFFREY / FIELD	35.081	58	L. EASTELL / M. EASTELL	23.141	18	67	JEFFREY / FIELD	58.590	58.628	0.038
19	58	L. EASTELL / M. EASTELL	35.761	67	JEFFREY / FIELD	23.509	19	58	L. EASTELL / M. EASTELL	58.902		
20	135	CROWE / LUDLOW	37.035	135	CROWE / LUDLOW	24.689	20	135	CROWE / LUDLOW	1:01.724	1:01.917	0.193
21	19	MACBRIDE / EDWARDS	37.831	19	MACBRIDE / EDWARDS	24.852	21	19	MACBRIDE / EDWARDS	1:02.683	1:02.932	0.249

BMCRC - MRO Championships 2023 - Rnd 1 @ Brands Hatch Indy

BMCRC F1 & F2 Sidecars

RACE 13 - STATISTICS

Competitors Started 21
Planned Start 2023-03-12 @ 15:00:00.000
Actual Start 2023-03-12 @ 14:09:13.289
Finish Time 2023-03-12 @ 14:17:08.225
Track Length 1.2079mi.
Total Laps 169
Total Distance Covered 204.1428mi.

Session Fastest Lap History

NO	CL	NAME	LAP TIME	TIME OF DAY	LAP	VEHICLE
11	F1	GILBERT / HILDIGE	52.060	14:11:04.009	2	Ryde
11	F1	GILBERT / HILDIGE	51.619	14:11:55.629	3	Ryde

Session Leader History

NO	CL	NAME	FROM LAP	LAPS LED	DISTANCE	VEHICLE
144	F2	A. FOUNDS / LOWTHER	1	1	1.20 miles	LCR YAMAHA R6
11	F1	GILBERT / HILDIGE	2	8	9.66 miles	Ryde

Flag History

TYPE	TIME OF DAY
GREEN	14:09:13.289
FINISH	14:17:08.225

Flag Statistics

TYPE	COUNT	TOTAL LAPS	TOTAL TIME
Green	1	9	10:57.904
Red	0	0	0.000
Safety Car	0	0	0.000
FCY	0	0	0.000

BMCRC - MRO Championships 2023 - Rnd 1 @ Brands Hatch Indy

BMCRC F1 & F2 Sidecars

RACE 13 - STATISTICS

CLASS : F1

7 Starters

Fastest Lap History

NO	NAME	LAP TIME	TIME OF DAY	LAP	VEHICLE
11	GILBERT / HILDIGE	52.060	14:11:04.009	2	Ryde
11	GILBERT / HILDIGE	51.619	14:11:55.629	3	Ryde

Leader History

NO	NAME	FROM LAP	LAPS LED	DISTANCE	VEHICLE
11	GILBERT / HILDIGE	1	9	10.87 miles	Ryde

BMCRC - MRO Championships 2023 - Rnd 1 @ Brands Hatch Indy

BMCRC F1 & F2 Sidecars

RACE 13 - STATISTICS

CLASS : F2

14 Starters

Fastest Lap History

NO	NAME	LAP TIME	TIME OF DAY	LAP	VEHICLE
144	A. FOUNDS / LOWTHER	53.102	14:11:04.960	2	LCR YAMAHA R6
144	A. FOUNDS / LOWTHER	52.755	14:11:57.716	3	LCR YAMAHA R6
33	S. HEGARTY / NEAVE	52.741	14:11:58.292	3	Baker HONDA
144	A. FOUNDS / LOWTHER	52.386	14:13:42.981	5	LCR YAMAHA R6
144	A. FOUNDS / LOWTHER	52.343	14:16:21.076	8	LCR YAMAHA R6

Leader History

NO	NAME	FROM LAP	LAPS LED	DISTANCE	VEHICLE
144	A. FOUNDS / LOWTHER	1	9	10.87 miles	LCR YAMAHA R6



BMCRC THUNDERBIKE ULTRA & EXTREME

Supported by Steve Jordan Motorcycles & TBR Performance



BMCRC-MRO Championships - Round 1
Brands Hatch Indy
11th / 12th March 2023



Timing & Results Provided by Timing Solutions Ltd

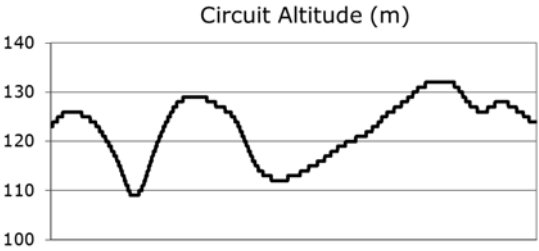
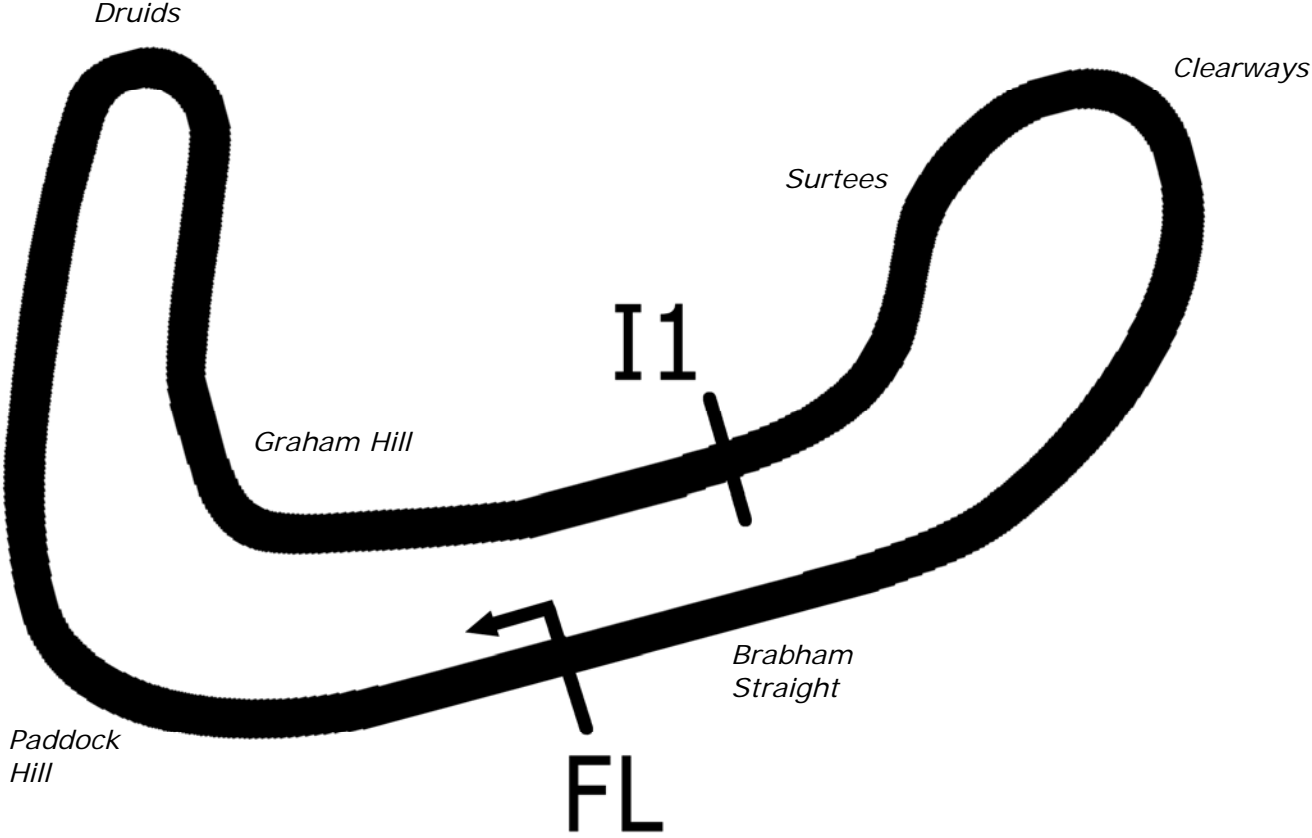
www.tsl-timing.com

Brands Hatch Indy



SPORTS TIMING

TIMING SOLUTIONS LTD



Length	1.2079 miles	1944.0 m	
FL		51.36032 N	0.26032 E
I1	1112m	51.35934 N	0.25955 E
Pit Entry	1669m	51.35911 N	0.25743 E
Pit Exit	26m after FL	51.36027 N	0.26078 E
Pit Entry–Pit Exit 277m, 16.6s @60kph, 12.4s @80kph			

BMCRC - MRO Championships 2023 - Rnd 1 @ Brands Hatch Indy

BMCRC Thunderbike Ultra & Extreme

QUALIFYING - COMBINED CLASSIFICATION



POS	NO	CL	PIC NAME	ENTRY	FIRST		SECOND		GAP	DIFF
					TIME	LAPS	TIME	LAPS		
1	5	U	1 Stacey KILLWORTH	Suzuki GSXR 1000 - Greenplant/Everns	50.419	12		0		
2	78	U	2 Jamie THOMAS	Suzuki GSXR 1000 - Team RubyRacing	51.257	9		0	0.838	0.838
3	45	U	3 Chad HASHMI	Suzuki GSXR1000 -	51.387	12		0	0.968	0.130
4	29	U	4 Cecil DINSMORE	Suzuki GSXR 1000 - KnC Motorsport	51.804	8		0	1.385	0.417
5	20	U	5 Connor SWYER	SUZUKI GSXR 1000 K6 - WSC Performance & lleithyr f	53.187	9		0	2.768	1.383
6	19	U	6 Tyler DONOVAN	Kawasaki ZX10R - Tinder Corp	53.376	10		0	2.957	0.189
7	129	E	1 Derek CRIPPS	Yamaha R1 - Kelly Cripps - Team FBR		0	53.667	5	3.248	0.291
8	800	U	7 Morgan CREASEY	Suzuki GSXR 1000 K7 - Warics Ltd	54.120	11		0	3.701	0.453
9	96	U	8 Pete SCOTT	Suzuki GSXR1000K5 - South Hill MOT Centre	54.551	11		0	4.132	0.431
10	6	E	2 Andrew FIRTH	Yamaha YZF-R1 - LTRmotorcycles.co.uk / Palmer Ra		0	54.588	6	4.169	0.037
11	8	U	9 Dave SAUNDERS	Suzuki GSXR1000 - Mum/Dad/JW MOT/Parks Utility	54.619	13		0	4.200	0.031
12	82	U	10 Matt HINNELLS	Yamaha R1 - BD Racing	54.884	13		0	4.465	0.265
13	80	U	11 Mark OVEL	Yamaha R1 - I NEED A SPONSOR	54.948	12		0	4.529	0.064
14	7	U	12 Seb JENKINS	Suzuki GSXR 1000 - Long hours and hard graft	55.090	9		0	4.671	0.142
15	21	U	13 Danny BRENNAN	Suzuki GSXR 1000 -	55.277	11		0	4.858	0.187
16	63	U	14 Matthew WREN	Suzuki GSXR - TBR performance	55.395	11		0	4.976	0.118
17	12	E	3 Alex PENRICE	Honda VTR 1000 SP1 - AP Motorcycles		0	56.000	5	5.581	0.605
18	52	E	4 Barry MANTELL	Honda 929 FIREBLADE - Swedish car connection		0	56.238	5	5.819	0.238
19	75	E	5 Stewart MAY	Honda CBR600F3 - Mucking fagic		0	56.327	5	5.908	0.089
20	102	U	15 James FEARN	Suzuki GSXR1000 - Mark Wilby plumbing	56.434	7		0	6.015	0.107
21	24	U	16 Mark REYNOLDS	Yamaha R1 4C8 -	56.669	12		0	6.250	0.235
22	23	U	17 Justin ROSE	Yamaha R1 -	57.474	11		0	7.055	0.805
23	40	U	18 Malcolm BATE	Suzuki GSXR1000 - Hartjay	57.747	5		0	7.328	0.273
24	36	U	19 Alan MORGAN	Suzuki GSXR 1000 - Little Duck Racing	58.255	3		0	7.836	0.508
25	65	U	20 Ian SOILLEUX	Honda Firebalde -	1:02.751	4		0	12.332	4.496
26	169	U	21 Cory SMITH	Suzuki K1 1000 -	1:03.145	1		0	12.726	0.394
27	117	E	6 Raymond STAGG	Suzuki GSXR 750 -		0		0		

Weather / Track : Cloudy / Dry

Brands Hatch Indy: 1.2079 miles

These results are provisional until the conclusion of any judicial and technical matters.

Clerk Of Course :	Stewards :	Timekeeper : Craig Smith
-------------------	------------	--------------------------

Results can be found at www.tsl-timing.com

Printed - 11:47 Saturday, 11 March 2023



BMCRC - MRO Championships 2023 - Rnd 1 @ Brands Hatch Indy

BMCRC Thunderbike Extreme & Ultra

RACE 6 - GRID (9 Laps)



ROW 11	33	212	Martin BRADER	32	211	Ben HYLAND	31	38	Andrew Finlay HOWE
ROW 10	30	18	Stuart ALBON	29	9	Shaun HENNESSY	28	117	Raymond STAGG
ROW 9			1:03.145	27	169	Cory SMITH	26	65	Ian SOILLEUX
							25	84	Ricardo BRANCO
			58.806						
ROW 8	24	36	Alan MORGAN	23	40	Malcolm BATE	22	23	Justin ROSE
			58.255			57.747			57.474
ROW 7	21	24	Mark REYNOLDS	20	102	James FEARN	19	75	Stewart MAY
			56.669			56.434			56.327
ROW 6	18	52	Barry MANTELL	17	12	Alex PENRICE	16	63	Matthew WREN
			56.238			56.000			55.395
ROW 5	15	21	Danny BRENNAN	14	7	Seb JENKINS	13	80	Mark OVEL
			55.277			55.090			54.948
ROW 4	12	82	Matt HINNELLS	11	8	Dave SAUNDERS	10	6	Andrew FIRTH
			54.884			54.619			54.588
ROW 3	9	96	Pete SCOTT	8	800	Morgan CREASEY	7	129	Derek CRIPPS
			54.551			54.120			53.667
ROW 2	6	19	Tyler DONOVAN	5	20	Connor SWYER	4	29	Cecil DINSMORE
			53.376			53.187			51.804
ROW 1	3	45	Chad HASHMI	2	78	Jamie THOMAS	1	5	Stacey KILLWORTH
			51.387			51.257			50.419
									Pole

Brands Hatch Indy: 1.2079 miles

These results are provisional until the conclusion of any judicial and technical matters.

Clerk Of Course :	Stewards :	Timekeeper : Craig Smith
-------------------	------------	--------------------------

Results can be found at www.tsl-timing.com

Printed - 11:51 Saturday, 11 March 2023



BMCRC - MRO Championships 2023 - Rnd 1 @ Brands Hatch Indy

BMCRC Thunderbike Extreme & Ultra

RACE 6 - CLASSIFICATION



POS	NO	CL	PIC NAME	ENTRY	LAPS	TIME	GAP	DIFF	MPH	BEST	ON
1	5	U	1 Stacey KILLWORTH	Suzuki GSXR 1000 - Greenplant/Everns	9	7:40.814			84.93	50.476	5
2	78	U	2 Jamie THOMAS	Suzuki GSXR 1000 - Team RubyRacing	9	7:42.307	1.493	1.493	84.65	50.415	3
3	29	U	3 Cecil DINSMORE	Suzuki GSXR 1000 - KnC Motorsport	9	7:52.170	11.356	9.863	82.88	51.415	2
4	20	U	4 Connor SWYER	SUZUKI GSXR 1000 K6 - WSC Performance & lleithy	9	7:59.226	18.412	7.056	81.66	51.937	5
5	63	U	5 Matthew WREN	Suzuki GSXR - TBR performance	9	8:02.935	22.121	3.709	81.04	52.022	5
6	19	U	6 Tyler DONOVAN	Kawasaki ZX10R - Tinder Corp	9	8:05.411	24.597	2.476	80.62	52.716	6
7	7	U	7 Seb JENKINS	Suzuki GSX-R 1000 - Long hours and hard graft	9	8:05.781	24.967	0.370	80.56	52.657	5
8	129	E	1 Derek CRIPPS	Yamaha R1 - Kelly Cripps - Team FBR	9	8:06.256	25.442	0.475	80.48	52.845	6
9	102	U	8 James FEARN	Suzuki GSXR1000 - Mark Wilby plumbing	9	8:06.317	25.503	0.061	80.47	52.709	4
10	8	U	9 Dave SAUNDERS	Suzuki GSXR1000 - Mum/Dad/JW MOT/Parks Utilit	9	8:06.722	25.908	0.405	80.41	52.214	8
11	800*	U	10 Morgan CREASEY	Suzuki GSXR 1000 K7 - Warics Ltd	9	8:12.894	32.080	6.172	79.40	52.027	6
12	118	E	2 Darren CORKETT	Suzuki GSXR 600 - Jackson & Phillips	9	8:13.921	33.107	1.027	79.23	52.492	6
13	6	E	3 Andrew FIRTH	Yamaha YZF-R1 - LTRmotorcycles.co.uk / Palmer	9	8:14.249	33.435	0.328	79.18	53.748	3
14	169	U	11 Cory SMITH	Suzuki K1 1000 -	9	8:16.407	35.593	2.158	78.84	53.438	8
15	80	U	12 Mark OVEL	Yamaha R1 - I NEED A SPONSOR	9	8:17.191	36.377	0.784	78.71	53.674	4
16	82	U	13 Matt HINNELLS	Yamaha R1 - BD Racing	9	8:17.423	36.609	0.232	78.68	53.479	9
17	117	E	4 Raymond STAGG	Suzuki GSXR 750 -	9	8:18.206	37.392	0.783	78.55	53.224	6
18	21	U	14 Danny BRENNAN	Suzuki GSXR 1000 -	9	8:20.787	39.973	2.581	78.15	54.508	7
19	52	E	5 Barry MANTELL	Honda 929 FIREBLADE - Swedish car connection	9	8:20.932	40.118	0.145	78.12	53.477	8
20	96	U	15 Pete SCOTT	Suzuki GSXR1000K5 - South Hill MOT Centre	9	8:24.324	43.510	3.392	77.60	53.492	9
21	23	U	16 Justin ROSE	Yamaha R1 -	9	8:33.969	53.155	9.645	76.14	55.295	7
22	84	E	6 Ricardo BRANCO	Yamaha R6 - IMP Racing	8	7:44.495	1 Lap	1 Lap	74.89	56.539	8
23	24	U	17 Mark REYNOLDS	Yamaha R1 4C8 -	8	7:46.699	1 Lap	2.204	74.54	56.436	5
24	65	U	18 Ian SOILLEUX	Honda Firebalde -	8	8:05.589	1 Lap	18.890	71.64	58.575	4

NOT CLASSIFIED

DNF	75	E	Stewart MAY	Honda CBR600F3 - Mucking fagic	6	5:44.050	3 Laps	2 Laps	75.83	54.933	3
DNF	12	E	Alex PENRICE	Honda VTR 1000 SP1 - AP Motorcycles	0						
EX	45	U	Chad HASHMI	Suzuki GSXR1000 -	0						

FASTEST LAP

	78	U	Jamie THOMAS	Suzuki GSXR 1000 - Team RubyRacing	3	50.415			86.25 mph	138.81 kph	
	118	E	Darren CORKETT	Suzuki GSXR 600 - Jackson & Phillips	6	52.492			82.84 mph	133.32 kph	

* No. 800 - 10 second penalty - yellow flag infringement

No. 45 - Excluded for failing post race technical inspection.

Class U - 92.5% of Race Speed = 78.56 mph

Class E - 92.5% of Race Speed = 74.44 mph

Weather / Track : Cloudy / Dry

These results are provisional until the conclusion of any judicial and technical matters.

Race Distance: 9 Laps / 10.87 miles

Brands Hatch Indy: 1.2079 miles

Date: 11/03/2023 Start: 13:04 Finish: 13:12

Clerk Of Course :

Stewards :

Timekeeper :

Craig Smith

Results can be found at www.tsl-timing.com

Printed - 13:40 Saturday, 11 March 2023



BMCRC - MRO Championships 2023 - Rnd 1 @ Brands Hatch Indy

BMCRC Thunderbike Extreme & Ultra

RACE 6 - LAP CHART

LAP 1 @ 13:05:28.869

NO	BEHIND	LAP TIME
45		55.675
5	0.088	55.763
78	0.411	56.086
19	2.468	58.143
29	2.621	58.296
800	3.299	58.974
63	3.814	59.489
20	3.840	59.515
129	4.456	1:00.131
6	5.302	1:00.977
102	5.432	1:01.107
7	5.702	1:01.377
8	6.445	1:02.120
80	6.512	1:02.187
82	6.791	1:02.466
21	7.124	1:02.799
75	8.228	1:03.903
96	8.421	1:04.096
23	8.777	1:04.452
118	9.234	1:04.909
84	9.448	1:05.123
117	9.669	1:05.344
169	9.811	1:05.486
52	9.887	1:05.562
24	10.980	1:06.655
65	15.710	1:11.385

LAP 2 @ 13:06:19.687

NO	BEHIND	LAP TIME
45		50.818
5	0.077	50.807
78	0.191	50.598
29	3.218	51.415
19	4.871	53.221
800	5.942	53.461
20	6.081	53.059
129	7.040	53.402
63	7.331	54.335
102	7.838	53.224
7	8.767	53.883
6	9.336	54.852
8	9.615	53.988
80	9.683	53.989
82	11.327	55.354
21	11.569	55.263
118	13.485	55.069
75	13.535	56.125
169	13.659	54.666
96	14.384	56.781
117	14.697	55.846
23	15.389	57.430
52	15.631	56.562
84	17.183	58.553
24	18.383	58.221
65	24.636	59.744

LAP 3 @ 13:07:10.129

NO	BEHIND	LAP TIME
45		50.442
78	0.164	50.415
5	0.213	50.578
29	4.348	51.572

20	8.285	52.646
800	9.295	53.795
19	9.324	54.895
63	9.403	52.514
129	9.907	53.309
102	10.293	52.897
7	11.321	52.996
6	12.642	53.748
8	12.995	53.822
80	13.157	53.916
82	15.478	54.593
21	15.692	54.565
118	16.430	53.387
169	16.818	53.601
75	18.026	54.933
96	19.285	55.343
117	19.412	55.157
52	19.946	54.757
23	21.657	56.710
84	23.935	57.194
24	25.474	57.533
65	33.353	59.159

LAP 4 @ 13:08:00.692

NO	BEHIND	LAP TIME
45		50.563
5	0.180	50.530
78	0.248	50.647
29	5.391	51.606
20	9.691	51.969
63	11.019	52.179
800	11.295	52.563
19	12.129	53.368
102	12.439	52.709
129	12.915	53.571
7	13.636	52.878
6	15.949	53.870
8	16.129	53.697
80	16.268	53.674
82	19.184	54.269
21	19.686	54.557
118	19.791	53.924
169	20.230	53.975
117	22.681	53.832
75	23.223	55.760
96	23.784	55.062
52	23.869	54.486
23	27.688	56.594
84	30.433	57.061
24	31.644	56.733
65	41.365	58.575

LAP 5 @ 13:08:51.348

NO	BEHIND	LAP TIME
5		50.476
45	0.027	50.683
78	0.346	50.754
29	6.298	51.563
20	10.972	51.937
63	12.385	52.022
800	13.001	52.362
19	15.021	53.548
102	15.449	53.666
129	15.513	53.254
7	15.637	52.657

8	19.141	53.668
6	19.688	54.395
80	20.076	54.464
118	22.096	52.961
82	23.084	54.556
21	23.578	54.548
169	23.684	54.110
117	25.316	53.291
52	28.002	54.789
96	28.956	55.828
75	29.060	56.493
23	33.465	56.433
84	36.418	56.641
24	37.424	56.436
65	49.284	58.575

LAP 6 @ 13:09:41.884

NO	BEHIND	LAP TIME
5		50.536
45	0.070	50.579
78	0.501	50.691
29	7.681	51.919
20	12.399	51.963
63	14.347	52.498
800	14.492	52.027
19	17.201	52.716
129	17.822	52.845
102	18.239	53.326
7	18.263	53.162
8	21.220	52.615
6	23.352	54.200
80	23.774	54.234
118	24.052	52.492
82	26.866	54.318
169	26.995	53.847
21	27.590	54.548
117	28.004	53.224
52	31.168	53.702
96	32.666	54.246
75	35.360	56.836
23	38.808	55.879
84	42.686	56.804
24	43.413	56.525

LAP 7 @ 13:10:32.473

NO	BEHIND	LAP TIME
45		50.519
5	0.079	50.668
78	0.957	51.045
65	1 Lap	1:00.310
29	9.012	51.920
20	13.977	52.167
800	16.908	53.005
63	17.081	53.323
19	19.772	53.160
129	20.294	53.061
7	20.426	52.752
102	21.074	53.424
8	22.851	52.220
6	26.874	54.111
118	27.150	53.687
80	28.289	55.104
169	29.983	53.577
82	30.979	54.702
117	31.311	53.896

LAP 8 @ 13:11:23.137

NO	BEHIND	LAP TIME
5		50.585
45	0.101	50.765
24	1 Lap	58.057
78	1.140	50.847
29	10.485	52.137
20	16.278	52.965
65	1 Lap	59.041
800	19.361	53.117
63	19.900	53.483
19	22.401	53.293
7	22.764	53.002
129	22.784	53.154
102	23.418	53.008
8	24.401	52.214
6	30.144	53.934
118	30.306	53.820
80	32.495	54.870
169	32.757	53.438
82	34.001	53.686
117	34.604	53.957
21	35.530	54.685
52	37.001	53.477
96	40.889	54.686
23	48.494	55.644

LAP 9 @ 13:12:13.866

NO	BEHIND	LAP TIME
45		50.628
5	0.142	50.871
78	1.635	51.224
84	1 Lap	56.539
24	1 Lap	56.539
29	11.498	51.742
20	18.554	53.005
800	22.222	53.590
63	22.263	53.092
19	24.739	53.067
65	1 Lap	58.800
7	25.109	53.074
129	25.584	53.529
102	25.645	52.956
8	26.050	52.378
118	33.249	53.672
6	33.577	54.162
169	35.735	53.707
80	36.519	54.753
82	36.751	53.479
117	37.534	53.659
21	40.115	55.314
52	40.260	53.988
96	43.652	53.492
23	53.297	55.532

BMCRC - MRO Championships 2023 - Rnd 1 @ Brands Hatch Indy

BMCRC Thunderbike Extreme & Ultra

RACE 6 - POSITION CHART

No	Name	Lap Pos									
			1	2	3	4	5	6	7	8	9
5	KILLWORTH	1	45	45	45	45	5	5	45	5	45
78	THOMAS	2	5	5	78	5	45	45	5	45	5
45	HASHMI	3	78	78	5	78	78	78	78	78	78
29	DINSMORE	4	19	29	29	29	29	29	29	29	29
20	SWYER	5	29	19	20	20	20	20	20	20	20
19	DONOVAN	6	800	800	800	63	63	63	800	800	800
129	CRIPPS	7	63	20	19	800	800	800	63	63	63
800	CREASEY	8	20	129	63	19	19	19	19	19	19
96	SCOTT	9	129	63	129	102	102	129	129	7	7
6	FIRTH	10	6	102	102	129	129	102	7	129	129
8	SAUNDERS	11	102	7	7	7	7	7	102	102	102
82	HINNELLS	12	7	6	6	6	8	8	8	8	8
80	OVEL	13	8	8	8	8	6	6	6	6	118
7	JENKINS	14	80	80	80	80	80	80	118	118	6
21	BRENNAN	15	82	82	82	82	118	118	80	80	169
63	WREN	16	21	21	21	21	82	82	169	169	80
12	PENRICE	17	75	118	118	118	21	169	82	82	82
52	MANTELL	18	96	75	169	169	169	21	117	117	117
75	MAY	19	23	169	75	117	117	117	21	21	21
102	FEARN	20	118	96	96	75	52	52	52	52	52
24	REYNOLDS	21	84	117	117	96	96	96	96	96	96
23	ROSE	22	117	23	52	52	75	75	23	23	23
84	BRANCO	23	169	52	23	23	23	23	84	84	
65	SOILLEUX	24	52	84	84	84	84	84	24	24	
169	SMITH	25	24	24	24	24	24	24	65	65	
117	STAGG	26	65	65	65	65	65	65			
118	CORKETT	27									

BMCRC - MRO Championships 2023 - Rnd 1 @ Brands Hatch Indy

BMCRC Thunderbike Extreme & Ultra

RACE 6 - SECTOR ANALYSIS



SECTOR 1 = FL to I1, SECTOR 2 = I1 to FL, DIFF = Difference To Personal Best Lap, P = Crossed Finish Line in Pit Lane, D = Time Disallowed

P1 45 U		Chad HASHMI		Suzuki GSXR1000 -			
IDEAL LAP TIME : 50.398		BEST LAP TIME : 50.442		DIFFERENCE : 0.044			
LAP	SECTOR 1	SECTOR 2	LAP TIME	MPH	DIFF	TIME OF DAY	
1 -		20.381	55.675	78.10	5.233	13:05:28.869	
2 -	30.271	20.547	50.818	85.57	0.376	13:06:19.687	
3 -	30.151	20.291	50.442 (1)	86.20		13:07:10.129	
4 -	30.145	20.418	50.563 (3)	86.00	0.121	13:08:00.692	
5 -	30.425	20.258	50.683	85.80	0.241	13:08:51.375	
6 -	30.186	20.393	50.579	85.97	0.137	13:09:41.954	
7 -	30.266	20.253	50.519 (2)	86.07	0.077	13:10:32.473	
8 -	30.369	20.396	50.765	85.66	0.323	13:11:23.238	
9 -	30.261	20.367	50.628	85.89	0.186	13:12:13.866	

P2 5 U		Stacey KILLWORTH		Suzuki GSXR 1000 - Greenplant/Everns			
IDEAL LAP TIME : 50.272		BEST LAP TIME : 50.476		DIFFERENCE : 0.204			
LAP	SECTOR 1	SECTOR 2	LAP TIME	MPH	DIFF	TIME OF DAY	
1 -		20.274	55.763	77.98	5.287	13:05:28.957	
2 -	30.316	20.491	50.807	85.59	0.331	13:06:19.764	
3 -	30.532	20.046	50.578	85.97	0.102	13:07:10.342	
4 -	30.504	20.026	50.530 (2)	86.05	0.054	13:08:00.872	
5 -	30.322	20.154	50.476 (1)	86.15		13:08:51.348	
6 -	30.246	20.290	50.536 (3)	86.04	0.060	13:09:41.884	
7 -	30.512	20.156	50.668	85.82	0.192	13:10:32.552	
8 -	30.431	20.154	50.585	85.96	0.109	13:11:23.137	
9 -	30.395	20.476	50.871	85.48	0.395	13:12:14.008	

P3 78 U		Jamie THOMAS		Suzuki GSXR 1000 - Team RubyRacing			
IDEAL LAP TIME : 50.387		BEST LAP TIME : 50.415		DIFFERENCE : 0.028			
LAP	SECTOR 1	SECTOR 2	LAP TIME	MPH	DIFF	TIME OF DAY	
1 -		20.223	56.086	77.53	5.671	13:05:29.280	
2 -	30.338	20.260	50.598 (2)	85.94	0.183	13:06:19.878	
3 -	30.366	20.049	50.415 (1)	86.25		13:07:10.293	
4 -	30.379	20.268	50.647 (3)	85.86	0.232	13:08:00.940	
5 -	30.510	20.244	50.754	85.68	0.339	13:08:51.694	
6 -	30.361	20.330	50.691	85.78	0.276	13:09:42.385	
7 -	30.723	20.322	51.045	85.19	0.630	13:10:33.430	
8 -	30.560	20.287	50.847	85.52	0.432	13:11:24.277	
9 -	30.815	20.409	51.224	84.89	0.809	13:12:15.501	

P4 29 U		Cecil DINSMORE		Suzuki GSXR 1000 - KnC Motorsport			
IDEAL LAP TIME : 51.332		BEST LAP TIME : 51.415		DIFFERENCE : 0.083			
LAP	SECTOR 1	SECTOR 2	LAP TIME	MPH	DIFF	TIME OF DAY	
1 -		20.918	58.296	74.59	6.881	13:05:31.490	
2 -	31.043	20.372	51.415 (1)	84.57		13:06:22.905	
3 -	30.960	20.612	51.572 (3)	84.32	0.157	13:07:14.477	
4 -	31.150	20.456	51.606	84.26	0.191	13:08:06.083	
5 -	31.105	20.458	51.563 (2)	84.33	0.148	13:08:57.646	
6 -	31.419	20.500	51.919	83.75	0.504	13:09:49.565	
7 -	31.018	20.902	51.920	83.75	0.505	13:10:41.485	
8 -	31.564	20.573	52.137	83.40	0.722	13:11:33.622	
9 -	31.063	20.679	51.742	84.04	0.327	13:12:25.364	

BMCRC - MRO Championships 2023 - Rnd 1 @ Brands Hatch Indy

BMCRC Thunderbike Extreme & Ultra

RACE 6 - SECTOR ANALYSIS



SECTOR 1 = FL to I1, SECTOR 2 = I1 to FL, DIFF = Difference To Personal Best Lap, P = Crossed Finish Line in Pit Lane, D = Time Disallowed

P5		20 U		Connor SWYER		SUZUKI GSXR 1000 K6 - WSC Performace & lleithyr farm & dac	
IDEAL LAP TIME : 51.757		BEST LAP TIME : 51.937		DIFFERENCE : 0.180			
LAP	SECTOR 1	SECTOR 2	LAP TIME	MPH	DIFF	TIME OF DAY	
1 -		21.238	59.515	73.06	7.578	13:05:32.709	
2 -	32.223	20.836	53.059	81.95	1.122	13:06:25.768	
3 -	31.542	21.104	52.646	82.60	0.709	13:07:18.414	
4 -	31.003	20.966	51.969 (3)	83.67	0.032	13:08:10.383	
5 -	31.175	20.762	51.937 (1)	83.72		13:09:02.320	
6 -	30.995	20.968	51.963 (2)	83.68	0.026	13:09:54.283	
7 -	31.244	20.923	52.167	83.35	0.230	13:10:46.450	
8 -	31.497	21.468	52.965	82.10	1.028	13:11:39.415	
9 -	31.691	21.314	53.005	82.04	1.068	13:12:32.420	

P6		63 U		Matthew WREN		Suzuki GSXR - TBR performance	
IDEAL LAP TIME : 52.022		BEST LAP TIME : 52.022		DIFFERENCE : 0.000			
LAP	SECTOR 1	SECTOR 2	LAP TIME	MPH	DIFF	TIME OF DAY	
1 -		20.992	59.489	73.09	7.467	13:05:32.683	
2 -	33.488	20.847	54.335	80.03	2.313	13:06:27.018	
3 -	31.620	20.894	52.514	82.80	0.492	13:07:19.532	
4 -	31.665	20.514	52.179 (2)	83.34	0.157	13:08:11.711	
5 -	31.517	20.505	52.022 (1)	83.59		13:09:03.733	
6 -	31.697	20.801	52.498 (3)	82.83	0.476	13:09:56.231	
7 -	31.984	21.339	53.323	81.55	1.301	13:10:49.554	
8 -	32.679	20.804	53.483	81.30	1.461	13:11:43.037	
9 -	31.998	21.094	53.092	81.90	1.070	13:12:36.129	

P7		19 U		Tyler DONOVAN		Kawasaki ZX10R - Tinder Corp	
IDEAL LAP TIME : 52.648		BEST LAP TIME : 52.716		DIFFERENCE : 0.068			
LAP	SECTOR 1	SECTOR 2	LAP TIME	MPH	DIFF	TIME OF DAY	
1 -		21.251	58.143	74.79	5.427	13:05:31.337	
2 -	32.046	21.175	53.221	81.70	0.505	13:06:24.558	
3 -	32.294	22.601	54.895	79.21	2.179	13:07:19.453	
4 -	32.445	20.923	53.368	81.48	0.652	13:08:12.821	
5 -	32.235	21.313	53.548	81.20	0.832	13:09:06.369	
6 -	31.817	20.899	52.716 (1)	82.49		13:09:59.085	
7 -	32.329	20.831	53.160 (3)	81.80	0.444	13:10:52.245	
8 -	32.310	20.983	53.293	81.59	0.577	13:11:45.538	
9 -	31.926	21.141	53.067 (2)	81.94	0.351	13:12:38.605	

P8		7 U		Seb JENKINS		Suzuki GSX-R 1000 - Long hours and hard graft	
IDEAL LAP TIME : 52.567		BEST LAP TIME : 52.657		DIFFERENCE : 0.090			
LAP	SECTOR 1	SECTOR 2	LAP TIME	MPH	DIFF	TIME OF DAY	
1 -		21.817	1:01.377	70.84	8.720	13:05:34.571	
2 -	32.549	21.334	53.883	80.70	1.226	13:06:28.454	
3 -	31.835	21.161	52.996	82.05	0.339	13:07:21.450	
4 -	31.782	21.096	52.878 (3)	82.23	0.221	13:08:14.328	
5 -	31.750	20.907	52.657 (1)	82.58		13:09:06.985	
6 -	32.016	21.146	53.162	81.79	0.505	13:10:00.147	
7 -	31.660	21.092	52.752 (2)	82.43	0.095	13:10:52.899	
8 -	31.968	21.034	53.002	82.04	0.345	13:11:45.901	
9 -	31.838	21.236	53.074	81.93	0.417	13:12:38.975	

BMCRC - MRO Championships 2023 - Rnd 1 @ Brands Hatch Indy

BMCRC Thunderbike Extreme & Ultra

RACE 6 - SECTOR ANALYSIS



SECTOR 1 = FL to I1, SECTOR 2 = I1 to FL, DIFF = Difference To Personal Best Lap, P = Crossed Finish Line in Pit Lane, D = Time Disallowed

P9 129 E		Derek CRIPPS		Yamaha R1 - Kelly Cripps - Team FBR		
IDEAL LAP TIME : 52.806		BEST LAP TIME : 52.845		DIFFERENCE : 0.039		
LAP	SECTOR 1	SECTOR 2	LAP TIME	MPH	DIFF	TIME OF DAY
1 -		21.345	1:00.131	72.31	7.286	13:05:33.325
2 -	32.293	21.109	53.402	81.43	0.557	13:06:26.727
3 -	31.907	21.402	53.309	81.57	0.464	13:07:20.036
4 -	32.159	21.412	53.571	81.17	0.726	13:08:13.607
5 -	31.900	21.354	53.254	81.65	0.409	13:09:06.861
6 -	31.737	21.108	52.845 (1)	82.28		13:09:59.706
7 -	31.992	21.069	53.061 (2)	81.95	0.216	13:10:52.767
8 -	31.796	21.358	53.154 (3)	81.81	0.309	13:11:45.921
9 -	31.888	21.641	53.529	81.23	0.684	13:12:39.450

P10 102 U		James FEARN		Suzuki GSXR1000 - Mark Wilby plumbing		
IDEAL LAP TIME : 52.449		BEST LAP TIME : 52.709		DIFFERENCE : 0.260		
LAP	SECTOR 1	SECTOR 2	LAP TIME	MPH	DIFF	TIME OF DAY
1 -		21.632	1:01.107	71.16	8.398	13:05:34.301
2 -	31.917	21.307	53.224	81.70	0.515	13:06:27.525
3 -	31.811	21.086	52.897 (2)	82.20	0.188	13:07:20.422
4 -	31.710	20.999	52.709 (1)	82.50		13:08:13.131
5 -	32.040	21.626	53.666	81.03	0.957	13:09:06.797
6 -	31.930	21.396	53.326	81.54	0.617	13:10:00.123
7 -	31.937	21.487	53.424	81.39	0.715	13:10:53.547
8 -	31.710	21.298	53.008	82.03	0.299	13:11:46.555
9 -	31.450	21.506	52.956 (3)	82.11	0.247	13:12:39.511

P11 8 U		Dave SAUNDERS		Suzuki GSXR1000 - Mum/Dad/JW MOT/Parks Utility		
IDEAL LAP TIME : 51.857		BEST LAP TIME : 52.214		DIFFERENCE : 0.357		
LAP	SECTOR 1	SECTOR 2	LAP TIME	MPH	DIFF	TIME OF DAY
1 -		22.119	1:02.120	70.00	9.906	13:05:35.314
2 -	32.285	21.703	53.988	80.54	1.774	13:06:29.302
3 -	32.192	21.630	53.822	80.79	1.608	13:07:23.124
4 -	32.151	21.546	53.697	80.98	1.483	13:08:16.821
5 -	32.334	21.334	53.668	81.02	1.454	13:09:10.489
6 -	31.738	20.877	52.615	82.64	0.401	13:10:03.104
7 -	31.451	20.769	52.220 (2)	83.27	0.006	13:10:55.324
8 -	31.562	20.652	52.214 (1)	83.28		13:11:47.538
9 -	31.205	21.173	52.378 (3)	83.02	0.164	13:12:39.916

P12 800 U		Morgan CREASEY		Suzuki GSXR 1000 K7 - Warics Ltd		
IDEAL LAP TIME : 52.027		BEST LAP TIME : 52.027		DIFFERENCE : 0.000		
LAP	SECTOR 1	SECTOR 2	LAP TIME	MPH	DIFF	TIME OF DAY
1 -		21.179	58.974	73.73	6.947	13:05:32.168
2 -	32.270	21.191	53.461	81.34	1.434	13:06:25.629
3 -	32.826	20.969	53.795	80.83	1.768	13:07:19.424
4 -	31.896	20.667	52.563 (3)	82.73	0.536	13:08:11.987
5 -	31.695	20.667	52.362 (2)	83.04	0.335	13:09:04.349
6 -	31.509	20.518	52.027 (1)	83.58		13:09:56.376
7 -	31.895	21.110	53.005	82.04	0.978	13:10:49.381
8 -	32.278	20.839	53.117	81.86	1.090	13:11:42.498
9 -	32.409	21.181	53.590	81.14	1.563	13:12:36.088

BMCRC - MRO Championships 2023 - Rnd 1 @ Brands Hatch Indy

BMCRC Thunderbike Extreme & Ultra

RACE 6 - SECTOR ANALYSIS



SECTOR 1 = FL to I1, SECTOR 2 = I1 to FL, DIFF = Difference To Personal Best Lap, P = Crossed Finish Line in Pit Lane, D = Time Disallowed

P13 118 E		Darren CORKETT		Suzuki GSXR 600 - Jackson & Phillips			
IDEAL LAP TIME : 52.492		BEST LAP TIME : 52.492		DIFFERENCE : 0.000			
LAP	SECTOR 1	SECTOR 2	LAP TIME	MPH	DIFF	TIME OF DAY	
1 -		22.717	1:04.909	66.99	12.417	13:05:38.103	
2 -	33.509	21.560	55.069	78.96	2.577	13:06:33.172	
3 -	32.209	21.178	53.387 (3)	81.45	0.895	13:07:26.559	
4 -	32.763	21.161	53.924	80.64	1.432	13:08:20.483	
5 -	31.810	21.151	52.961 (2)	82.10	0.469	13:09:13.444	
6 -	31.660	20.832	52.492 (1)	82.84		13:10:05.936	
7 -	32.130	21.557	53.687	80.99	1.195	13:10:59.623	
8 -	32.464	21.356	53.820	80.79	1.328	13:11:53.443	
9 -	32.118	21.554	53.672	81.02	1.180	13:12:47.115	

P14 6 E		Andrew FIRTH		Yamaha YZF-R1 - LTRmotorcycles.co.uk / Palmer Race Skool /			
IDEAL LAP TIME : 53.714		BEST LAP TIME : 53.748		DIFFERENCE : 0.034			
LAP	SECTOR 1	SECTOR 2	LAP TIME	MPH	DIFF	TIME OF DAY	
1 -		21.718	1:00.977	71.31	7.229	13:05:34.171	
2 -	33.042	21.810	54.852	79.27	1.104	13:06:29.023	
3 -	32.287	21.461	53.748 (1)	80.90		13:07:22.771	
4 -	32.289	21.581	53.870 (2)	80.72	0.122	13:08:16.641	
5 -	32.527	21.868	54.395	79.94	0.647	13:09:11.036	
6 -	32.543	21.657	54.200	80.23	0.452	13:10:05.236	
7 -	32.540	21.571	54.111	80.36	0.363	13:10:59.347	
8 -	32.507	21.427	53.934 (3)	80.62	0.186	13:11:53.281	
9 -	32.638	21.524	54.162	80.28	0.414	13:12:47.443	

P15 169 U		Cory SMITH		Suzuki K1 1000 -			
IDEAL LAP TIME : 53.438		BEST LAP TIME : 53.438		DIFFERENCE : 0.000			
LAP	SECTOR 1	SECTOR 2	LAP TIME	MPH	DIFF	TIME OF DAY	
1 -		22.637	1:05.486	66.40	12.048	13:05:38.680	
2 -	33.182	21.484	54.666	79.54	1.228	13:06:33.346	
3 -	32.535	21.066	53.601 (3)	81.12	0.163	13:07:26.947	
4 -	32.695	21.280	53.975	80.56	0.537	13:08:20.922	
5 -	32.855	21.255	54.110	80.36	0.672	13:09:15.032	
6 -	32.544	21.303	53.847	80.75	0.409	13:10:08.879	
7 -	32.515	21.062	53.577 (2)	81.16	0.139	13:11:02.456	
8 -	32.442	20.996	53.438 (1)	81.37		13:11:55.894	
9 -	32.532	21.175	53.707	80.96	0.269	13:12:49.601	

P16 80 U		Mark OVEL		Yamaha R1 - I NEED A SPONSOR			
IDEAL LAP TIME : 53.654		BEST LAP TIME : 53.674		DIFFERENCE : 0.020			
LAP	SECTOR 1	SECTOR 2	LAP TIME	MPH	DIFF	TIME OF DAY	
1 -		22.132	1:02.187	69.92	8.513	13:05:35.381	
2 -	32.448	21.541	53.989 (3)	80.54	0.315	13:06:29.370	
3 -	32.503	21.413	53.916 (2)	80.65	0.242	13:07:23.286	
4 -	32.241	21.433	53.674 (1)	81.01		13:08:16.960	
5 -	32.846	21.618	54.464	79.84	0.790	13:09:11.424	
6 -	32.606	21.628	54.234	80.18	0.560	13:10:05.658	
7 -	33.553	21.551	55.104	78.91	1.430	13:11:00.762	
8 -	33.383	21.487	54.870	79.25	1.196	13:11:55.632	
9 -	33.129	21.624	54.753	79.42	1.079	13:12:50.385	

BMCRC - MRO Championships 2023 - Rnd 1 @ Brands Hatch Indy

BMCRC Thunderbike Extreme & Ultra

RACE 6 - SECTOR ANALYSIS



SECTOR 1 = FL to I1, SECTOR 2 = I1 to FL, DIFF = Difference To Personal Best Lap, P = Crossed Finish Line in Pit Lane, D = Time Disallowed

P17 82 U		Matt HINNELLS		Yamaha R1 - BD Racing			
IDEAL LAP TIME : 53.344		BEST LAP TIME : 53.479		DIFFERENCE : 0.135			
LAP	SECTOR 1	SECTOR 2	LAP TIME	MPH	DIFF	TIME OF DAY	
1 -		21.983	1:02.466	69.61	8.987	13:05:35.660	
2 -	33.684	21.670	55.354	78.55	1.875	13:06:31.014	
3 -	33.045	21.548	54.593	79.65	1.114	13:07:25.607	
4 -	32.925	21.344	54.269 (3)	80.13	0.790	13:08:19.876	
5 -	33.164	21.392	54.556	79.70	1.077	13:09:14.432	
6 -	32.866	21.452	54.318	80.05	0.839	13:10:08.750	
7 -	33.392	21.310	54.702	79.49	1.223	13:11:03.452	
8 -	32.551	21.135	53.686 (2)	81.00	0.207	13:11:57.138	
9 -	32.209	21.270	53.479 (1)	81.31		13:12:50.617	

P18 117 E		Raymond STAGG		Suzuki GSXR 750 -			
IDEAL LAP TIME : 53.122		BEST LAP TIME : 53.224		DIFFERENCE : 0.102			
LAP	SECTOR 1	SECTOR 2	LAP TIME	MPH	DIFF	TIME OF DAY	
1 -		22.710	1:05.344	66.54	12.120	13:05:38.538	
2 -	34.010	21.836	55.846	77.86	2.622	13:06:34.384	
3 -	33.539	21.618	55.157	78.84	1.933	13:07:29.541	
4 -	32.450	21.382	53.832	80.78	0.608	13:08:23.373	
5 -	32.359	20.932	53.291 (2)	81.60	0.067	13:09:16.664	
6 -	32.190	21.034	53.224 (1)	81.70		13:10:09.888	
7 -	32.545	21.351	53.896	80.68	0.672	13:11:03.784	
8 -	32.492	21.465	53.957	80.59	0.733	13:11:57.741	
9 -	32.393	21.266	53.659 (3)	81.04	0.435	13:12:51.400	

P19 21 U		Danny BRENNAN		Susuki GSXR 1000 -			
IDEAL LAP TIME : 54.342		BEST LAP TIME : 54.508		DIFFERENCE : 0.166			
LAP	SECTOR 1	SECTOR 2	LAP TIME	MPH	DIFF	TIME OF DAY	
1 -		22.043	1:02.799	69.24	8.291	13:05:35.993	
2 -	33.794	21.469	55.263	78.68	0.755	13:06:31.256	
3 -	33.125	21.440	54.565	79.69	0.057	13:07:25.821	
4 -	33.197	21.360	54.557	79.70	0.049	13:08:20.378	
5 -	33.145	21.403	54.548 (2)	79.72	0.040	13:09:14.926	
6 -	33.143	21.405	54.548 (2)	79.72	0.040	13:10:09.474	
7 -	33.268	21.240	54.508 (1)	79.77		13:11:03.982	
8 -	33.102	21.583	54.685	79.52	0.177	13:11:58.667	
9 -	33.199	22.115	55.314	78.61	0.806	13:12:53.981	

P20 52 E		Barry MANTELL		Honda 929 FIREBLADE - Swedish car connection			
IDEAL LAP TIME : 53.414		BEST LAP TIME : 53.477		DIFFERENCE : 0.063			
LAP	SECTOR 1	SECTOR 2	LAP TIME	MPH	DIFF	TIME OF DAY	
1 -		23.107	1:05.562	66.32	12.085	13:05:38.756	
2 -	34.246	22.316	56.562	76.88	3.085	13:06:35.318	
3 -	32.898	21.859	54.757	79.41	1.280	13:07:30.075	
4 -	32.855	21.631	54.486	79.81	1.009	13:08:24.561	
5 -	32.918	21.871	54.789	79.37	1.312	13:09:19.350	
6 -	31.955	21.747	53.702 (3)	80.97	0.225	13:10:13.052	
7 -	32.002	21.607	53.609 (2)	81.11	0.132	13:11:06.661	
8 -	32.018	21.459	53.477 (1)	81.31		13:12:00.138	
9 -	32.299	21.689	53.988	80.54	0.511	13:12:54.126	

BMCRC - MRO Championships 2023 - Rnd 1 @ Brands Hatch Indy

BMCRC Thunderbike Extreme & Ultra

RACE 6 - SECTOR ANALYSIS



SECTOR 1 = FL to I1, SECTOR 2 = I1 to FL, DIFF = Difference To Personal Best Lap, P = Crossed Finish Line in Pit Lane, D = Time Disallowed

P21 96 U		Pete SCOTT		Suzuki GSXR1000K5 - South Hill MOT Centre			
IDEAL LAP TIME : 53.492		BEST LAP TIME : 53.492		DIFFERENCE : 0.000			
LAP	SECTOR 1	SECTOR 2	LAP TIME	MPH	DIFF	TIME OF DAY	
1 -		22.237	1:04.096	67.84	10.604	13:05:37.290	
2 -	35.056	21.725	56.781	76.58	3.289	13:06:34.071	
3 -	33.696	21.647	55.343	78.57	1.851	13:07:29.414	
4 -	33.287	21.775	55.062	78.97	1.570	13:08:24.476	
5 -	34.232	21.596	55.828	77.89	2.336	13:09:20.304	
6 -	32.699	21.547	54.246 (2)	80.16	0.754	13:10:14.550	
7 -	33.078	21.712	54.790	79.36	1.298	13:11:09.340	
8 -	32.926	21.760	54.686 (3)	79.51	1.194	13:12:04.026	
9 -	32.426	21.066	53.492 (1)	81.29		13:12:57.518	

P22 23 U		Justin ROSE		Yamaha R1 -			
IDEAL LAP TIME : 55.295		BEST LAP TIME : 55.295		DIFFERENCE : 0.000			
LAP	SECTOR 1	SECTOR 2	LAP TIME	MPH	DIFF	TIME OF DAY	
1 -		22.735	1:04.452	67.46	9.157	13:05:37.646	
2 -	35.116	22.314	57.430	75.72	2.135	13:06:35.076	
3 -	34.553	22.157	56.710	76.68	1.415	13:07:31.786	
4 -	34.269	22.325	56.594	76.83	1.299	13:08:28.380	
5 -	34.210	22.223	56.433	77.05	1.138	13:09:24.813	
6 -	33.894	21.985	55.879	77.82	0.584	13:10:20.692	
7 -	33.526	21.769	55.295 (1)	78.64		13:11:15.987	
8 -	33.852	21.792	55.644 (3)	78.15	0.349	13:12:11.631	
9 -	33.697	21.835	55.532 (2)	78.30	0.237	13:13:07.163	

P23 84 E		Ricardo BRANCO		Yamaha R6 - IMP Racing			
IDEAL LAP TIME : 56.423		BEST LAP TIME : 56.539		DIFFERENCE : 0.116			
LAP	SECTOR 1	SECTOR 2	LAP TIME	MPH	DIFF	TIME OF DAY	
1 -		23.095	1:05.123	66.77	8.584	13:05:38.317	
2 -	35.774	22.779	58.553	74.26	2.014	13:06:36.870	
3 -	34.603	22.591	57.194	76.03	0.655	13:07:34.064	
4 -	34.601	22.460	57.061	76.20	0.522	13:08:31.125	
5 -	34.171	22.470	56.641 (3)	76.77	0.102	13:09:27.766	
6 -	34.328	22.476	56.804	76.55	0.265	13:10:24.570	
7 -	34.248	22.332	56.580 (2)	76.85	0.041	13:11:21.150	
8 -	34.287	22.252	56.539 (1)	76.91		13:12:17.689	

P24 24 U		Mark REYNOLDS		Yamaha R1 4C8 -			
IDEAL LAP TIME : 56.240		BEST LAP TIME : 56.436		DIFFERENCE : 0.196			
LAP	SECTOR 1	SECTOR 2	LAP TIME	MPH	DIFF	TIME OF DAY	
1 -		23.576	1:06.655	65.23	10.219	13:05:39.849	
2 -	35.310	22.911	58.221	74.69	1.785	13:06:38.070	
3 -	34.923	22.610	57.533	75.58	1.097	13:07:35.603	
4 -	34.356	22.377	56.733	76.65	0.297	13:08:32.336	
5 -	34.082	22.354	56.436 (1)	77.05		13:09:28.772	
6 -	34.358	22.167	56.525 (2)	76.93	0.089	13:10:25.297	
7 -	35.532	22.525	58.057	74.90	1.621	13:11:23.354	
8 -	34.381	22.158	56.539 (3)	76.91	0.103	13:12:19.893	

BMCRC - MRO Championships 2023 - Rnd 1 @ Brands Hatch Indy

BMCRC Thunderbike Extreme & Ultra

RACE 6 - SECTOR ANALYSIS



SECTOR 1 = FL to I1, SECTOR 2 = I1 to FL, DIFF = Difference To Personal Best Lap, P = Crossed Finish Line in Pit Lane, D = Time Disallowed

P25 65 U		Ian SOILLEUX		Honda Firebalde -			
IDEAL LAP TIME : 58.373		BEST LAP TIME : 58.575		DIFFERENCE : 0.202			
LAP	SECTOR 1	SECTOR 2	LAP TIME	MPH	DIFF	TIME OF DAY	
1 -		23.943	1:11.385	60.91	12.810	13:05:44.579	
2 -	36.272	23.472	59.744	72.78	1.169	13:06:44.323	
3 -	35.987	23.172	59.159	73.50	0.584	13:07:43.482	
4 -	35.307	23.268	58.575 (1)	74.23		13:08:42.057	
5 -	35.509	23.066	58.575 (1)	74.23		13:09:40.632	
6 -	37.226	23.084	1:00.310	72.10	1.735	13:10:40.942	
7 -	35.803	23.238	59.041	73.65	0.466	13:11:39.983	
8 -	35.673	23.127	58.800 (3)	73.95	0.225	13:12:38.783	

P26 75 E		Stewart MAY		Honda CBR600F3 - Mucking fagic			
IDEAL LAP TIME : 54.933		BEST LAP TIME : 54.933		DIFFERENCE : 0.000			
LAP	SECTOR 1	SECTOR 2	LAP TIME	MPH	DIFF	TIME OF DAY	
1 -		22.289	1:03.903	68.04	8.970	13:05:37.097	
2 -	34.198	21.927	56.125 (3)	77.48	1.192	13:06:33.222	
3 -	33.264	21.669	54.933 (1)	79.16		13:07:28.155	
4 -	33.785	21.975	55.760 (2)	77.98	0.827	13:08:23.915	
5 -	34.403	22.090	56.493	76.97	1.560	13:09:20.408	
6 -	34.378	22.458	56.836	76.51	1.903	13:10:17.244	

BMCRC - MRO Championships 2023 - Rnd 1 @ Brands Hatch Indy

BMCRC Thunderbike Extreme & Ultra

RACE 6 - BEST SECTORS

SECTOR 1			SECTOR 2			IDEAL / BEST COMPARISON						
POS	NO	NAME	TIME	NO	NAME	TIME	POS	NO	NAME	IDEAL	BEST	DIFF
									PERFECT LAP	50.171		
1	45	HASHMI	30.145	5	KILLWORTH	20.026	1	5	KILLWORTH	50.272	50.476	0.204
2	5	KILLWORTH	30.246	78	THOMAS	20.049	2	78	THOMAS	50.387	50.415	0.028
3	78	THOMAS	30.338	45	HASHMI	20.253	3	45	HASHMI	50.398	50.442	0.044
4	29	DINSMORE	30.960	29	DINSMORE	20.372	4	29	DINSMORE	51.332	51.415	0.083
5	20	SWYER	30.995	63	WREN	20.505	5	20	SWYER	51.757	51.937	0.180
6	8	SAUNDERS	31.205	800	CREASEY	20.518	6	8	SAUNDERS	51.857	52.214	0.357
7	102	FEARN	31.450	8	SAUNDERS	20.652	7	63	WREN	52.022	52.022	0.000
8	800	CREASEY	31.509	20	SWYER	20.762	8	800	CREASEY	52.027	52.027	0.000
9	63	WREN	31.517	19	DONOVAN	20.831	9	102	FEARN	52.449	52.709	0.260
10	7	JENKINS	31.660	118	CORKETT	20.832	10	118	CORKETT	52.492	52.492	0.000
11	118	CORKETT	31.660	7	JENKINS	20.907	11	7	JENKINS	52.567	52.657	0.090
12	129	CRIPPS	31.737	117	STAGG	20.932	12	19	DONOVAN	52.648	52.716	0.068
13	19	DONOVAN	31.817	169	SMITH	20.996	13	129	CRIPPS	52.806	52.845	0.039
14	52	MANTELL	31.955	102	FEARN	20.999	14	117	STAGG	53.122	53.224	0.102
15	117	STAGG	32.190	96	SCOTT	21.066	15	82	HINNELLS	53.344	53.479	0.135
16	82	HINNELLS	32.209	129	CRIPPS	21.069	16	52	MANTELL	53.414	53.477	0.063
17	80	OVEL	32.241	82	HINNELLS	21.135	17	169	SMITH	53.438	53.438	0.000
18	6	FIRTH	32.287	21	BRENNAN	21.240	18	96	SCOTT	53.492	53.492	0.000
19	96	SCOTT	32.426	80	OVEL	21.413	19	80	OVEL	53.654	53.674	0.020
20	169	SMITH	32.442	6	FIRTH	21.427	20	6	FIRTH	53.714	53.748	0.034
21	21	BRENNAN	33.102	52	MANTELL	21.459	21	21	BRENNAN	54.342	54.508	0.166
22	75	MAY	33.264	75	MAY	21.669	22	75	MAY	54.933	54.933	0.000
23	23	ROSE	33.526	23	ROSE	21.769	23	23	ROSE	55.295	55.295	0.000
24	24	REYNOLDS	34.082	24	REYNOLDS	22.158	24	24	REYNOLDS	56.240	56.436	0.196
25	84	BRANCO	34.171	84	BRANCO	22.252	25	84	BRANCO	56.423	56.539	0.116
26	65	SOILLEUX	35.307	65	SOILLEUX	23.066	26	65	SOILLEUX	58.373	58.575	0.202
27												

BMCRC - MRO Championships 2023 - Rnd 1 @ Brands Hatch Indy

BMCRC Thunderbike Extreme & Ultra

RACE 6 - STATISTICS

Competitors Started 27
Planned Start 2023-03-11 @ 13:05:00.000
Actual Start 2023-03-11 @ 13:04:33.193
Finish Time 2023-03-11 @ 13:12:13.865
Track Length 1.2079mi.
Total Laps 228
Total Distance Covered 275.4115mi.

Session Fastest Lap History

NO	CL	NAME	LAP TIME	TIME OF DAY	LAP	VEHICLE
45	U	Chad HASHMI	50.818	13:06:19.715	2	Suzuki GSXR1000
5	U	Stacey KILLWORTH	50.807	13:06:19.764	2	Suzuki GSXR 1000
78	U	Jamie THOMAS	50.598	13:06:19.908	2	Suzuki GSXR 1000
45	U	Chad HASHMI	50.442	13:07:10.156	3	Suzuki GSXR1000
78	U	Jamie THOMAS	50.415	13:07:10.321	3	Suzuki GSXR 1000

Session Leader History

NO	CL	NAME	FROM LAP	LAPS LED	DISTANCE	VEHICLE
45	U	Chad HASHMI	1	4	4.83 miles	Suzuki GSXR1000
5	U	Stacey KILLWORTH	5	2	2.41 miles	Suzuki GSXR 1000
45	U	Chad HASHMI	7	1	1.20 miles	Suzuki GSXR1000
5	U	Stacey KILLWORTH	8	1	1.20 miles	Suzuki GSXR 1000
45	U	Chad HASHMI	9	1	1.20 miles	Suzuki GSXR1000

Flag History

TYPE	TIME OF DAY
GREEN	13:04:33.193
FINISH	13:12:13.865

Flag Statistics

TYPE	COUNT	TOTAL LAPS	TOTAL TIME
Green	1	9	8:41.758
Red	0	0	0.000
Safety Car	0	0	0.000
FCY	0	0	0.000

BMCRC - MRO Championships 2023 - Rnd 1 @ Brands Hatch Indy

BMCRC Thunderbike Extreme & Ultra

RACE 6 - STATISTICS

CLASS : U

19 Starters

Fastest Lap History

NO	NAME	LAP TIME	TIME OF DAY	LAP	VEHICLE
45	Chad HASHMI	50.818	13:06:19.715	2	Suzuki GSXR1000
5	Stacey KILLWORTH	50.807	13:06:19.764	2	Suzuki GSXR 1000
78	Jamie THOMAS	50.598	13:06:19.908	2	Suzuki GSXR 1000
45	Chad HASHMI	50.442	13:07:10.156	3	Suzuki GSXR1000
78	Jamie THOMAS	50.415	13:07:10.321	3	Suzuki GSXR 1000

Leader History

NO	NAME	FROM LAP	LAPS LED	DISTANCE	VEHICLE
45	Chad HASHMI	1	4	4.83 miles	Suzuki GSXR1000
5	Stacey KILLWORTH	5	2	2.41 miles	Suzuki GSXR 1000
45	Chad HASHMI	7	1	1.20 miles	Suzuki GSXR1000
5	Stacey KILLWORTH	8	1	1.20 miles	Suzuki GSXR 1000
45	Chad HASHMI	9	1	1.20 miles	Suzuki GSXR1000

BMCRC - MRO Championships 2023 - Rnd 1 @ Brands Hatch Indy

BMCRC Thunderbike Extreme & Ultra

RACE 6 - STATISTICS

CLASS : E

8 Starters

Fastest Lap History

NO	NAME	LAP TIME	TIME OF DAY	LAP	VEHICLE
129	Derek CRIPPS	53.402	13:06:26.740	2	Yamaha R1
129	Derek CRIPPS	53.309	13:07:20.049	3	Yamaha R1
129	Derek CRIPPS	53.254	13:09:06.861	5	Yamaha R1
118	Darren CORKETT	52.961	13:09:13.452	5	Suzuki GSXR 600
129	Derek CRIPPS	52.845	13:09:59.719	6	Yamaha R1
118	Darren CORKETT	52.492	13:10:05.943	6	Suzuki GSXR 600

Leader History

NO	NAME	FROM LAP	LAPS LED	DISTANCE	VEHICLE
129	Derek CRIPPS	1	9	10.87 miles	Yamaha R1

BMCRC - MRO Championships 2023 - Rnd 1 @ Brands Hatch Indy

BMCRC Thunderbike Extreme & Ultra

RACE 16 - GRID (9 Laps)



ROW 12	36		35		34	212	Martin BRADER			
ROW 11		33	211	Ben HYLAND	32	38	Andrew Finlay HOWE	31	18	Stuart ALBON
ROW 10	30	9	Shaun HENNESSY	29	36	Alan MORGAN	28	40	Malcolm BATE	
ROW 9		27	65	Ian SOILLEUX	26	84	Ricardo BRANCO	25	24	Mark REYNOLDS
ROW 8	24	23	Justin ROSE	23	12	Alex PENRICE	22	75	Stewart MAY	
ROW 7		21	21	Danny BRENNAN	20	6	Andrew FIRTH	19	80	Mark OVEL
ROW 6	18	96	Pete SCOTT	17	82	Matt HINNELLS	16	52	Barry MANTELL	
ROW 5		15	169	Cory SMITH	14	117	Raymond STAGG	13	129	Derek CRIPPS
ROW 4	12	19	Tyler DONOVAN	11	102	James FEARN	10	7	Seb JENKINS	
ROW 3		9	45	Chad HASHMI	8	118	Darren CORKETT	7	8	Dave SAUNDERS
ROW 2	6	800	Morgan CREASEY	5	63	Matthew WREN	4	20	Connor SWYER	
ROW 1		3	29	Cecil DINSMORE	2	5	Stacey KILLWORTH	1	78	Jamie THOMAS
Pole										

Brands Hatch Indy: 1.2079 miles

These results are provisional until the conclusion of any judicial and technical matters.

Clerk Of Course :	Stewards :	Timekeeper : <i>Craig Smith</i>
-------------------	------------	------------------------------------

Results can be found at www.tsl-timing.com

Printed - 13:44 Saturday, 11 March 2023



BMCRC - MRO Championships 2023 - Rnd 1 @ Brands Hatch Indy

BMCRC Thunderbike Extreme & Ultra

RACE 16 - CLASSIFICATION



POS	NO	CL	PIC NAME	ENTRY	LAPS	TIME	GAP	DIFF	MPH	BEST	ON
1	5	U	1 Stacey KILLWORTH	Suzuki GSXR 1000 - Greenplant/Everns	9	7:38.327			85.39	49.869	8
2	78	U	2 Jamie THOMAS	Suzuki GSXR 1000 - Team RubyRacing	9	7:41.783	3.456	3.456	84.75	50.182	5
3	29	U	3 Cecil DINSMORE	Suzuki GSXR 1000 - KnC Motorsport	9	7:45.423	7.096	3.640	84.09	50.659	3
4	45*	U	4 Chad HASHMI	Suzuki GSXR1000 -	9	7:55.523	17.196	10.100	82.30	50.733	5
5	800	U	5 Morgan CREASEY	Suzuki GSXR 1000 K7 - Warics Ltd	9	8:00.543	22.216	5.020	81.44	52.202	5
6	20	U	6 Connor SWYER	SUZUKI GSXR 1000 K6 - WSC Performance & lleithy	9	8:00.685	22.358	0.142	81.42	52.189	8
7	102	U	7 James FEARN	Suzuki GSXR1000 - Mark Wilby plumbing	9	8:00.972	22.645	0.287	81.37	52.341	5
8	19	U	8 Tyler DONOVAN	Kawasaki ZX10R - Tinder Corp	9	8:05.312	26.985	4.340	80.64	52.508	4
9	63	U	9 Matthew WREN	Suzuki GSXR - TBR performance	9	8:05.500	27.173	0.188	80.61	52.871	6
10	7	U	10 Seb JENKINS	Suzuki GSX-R 1000 - Long hours and hard graft	9	8:05.594	27.267	0.094	80.59	52.840	5
11	8	U	11 Dave SAUNDERS	Suzuki GSXR1000 - Mum/Dad/JW MOT/Parks Utilit	9	8:06.160	27.833	0.566	80.50	52.730	5
12	52	E	1 Barry MANTELL	Honda 929 FIREBLADE - Swedish car connection	9	8:06.671	28.344	0.511	80.41	52.739	5
13	118	E	2 Darren CORKETT	Suzuki GSXR 600 - Jackson & Phillips	9	8:08.960	30.633	2.289	80.04	52.956	9
14	169	U	12 Cory SMITH	Suzuki K1 1000 -	9	8:09.664	31.337	0.704	79.92	52.215	8
15	117	E	3 Raymond STAGG	Suzuki GSXR 750 -	9	8:10.024	31.697	0.360	79.86	53.126	5
16	129	E	4 Derek CRIPPS	Yamaha R1 - Kelly Cripps - Team FBR	9	8:10.096	31.769	0.072	79.85	52.412	8
17	82	U	13 Matt HINNELLS	Yamaha R1 - BD Racing	9	8:10.333	32.006	0.237	79.81	52.511	8
18	6	E	5 Andrew FIRTH	Yamaha YZF-R1 - LTRmotorcycles.co.uk / Palmer	9	8:18.240	39.913	7.907	78.55	53.418	9
19	96	U	14 Pete SCOTT	Suzuki GSXR1000K5 - South Hill MOT Centre	9	8:18.431	40.104	0.191	78.52	53.105	9
20	80	U	15 Mark OVEL	Yamaha R1 - I NEED A SPONSOR	9	8:25.102	46.775	6.671	77.48	54.408	9
21	24	U	16 Mark REYNOLDS	Yamaha R1 4C8 -	9	8:27.677	49.350	2.575	77.09	54.445	7
22	21	U	17 Danny BRENNAN	Suzuki GSXR 1000 -	9	8:28.080	49.753	0.403	77.03	54.251	8
23	23	U	18 Justin ROSE	Yamaha R1 -	8	7:39.532	1 Lap	1 Lap	75.70	55.694	8
24	84	E	6 Ricardo BRANCO	Yamaha R6 - IMP Racing	8	7:42.016	1 Lap	2.484	75.29	55.360	8
25	36	U	19 Alan MORGAN	Suzuki GSXR 1000 - Little Duck Racing	8	7:44.595	1 Lap	2.579	74.87	55.949	5
26	65	U	20 Ian SOILLEUX	Honda Fireblade -	8	8:03.278	1 Lap	18.683	71.98	58.562	3

NOT CLASSIFIED

DQ 12 E Alex PENRICE Honda VTR 1000 SP1 - AP Motorcycles

FASTEST LAP

5	U	Stacey KILLWORTH	Suzuki GSXR 1000 - Greenplant/Everns	8	49.869	87.20 mph	140.33 kph
129	E	Derek CRIPPS	Yamaha R1 - Kelly Cripps - Team FBR	8	52.412	82.96 mph	133.52 kph

* No. 45 - 10 second penalty - jump start

* No. 12 - Disqualified for failing post race technical inspection

Class U - 92.5% of Race Speed = 78.98 mph

Class E - 92.5% of Race Speed = 74.37 mph

Weather / Track : Cloudy / Dry

These results are provisional until the conclusion of any judicial and technical matters.

Race Distance: 9 Laps / 10.87 miles
Brands Hatch Indy: 1.2079 miles
Date: 11/03/2023 Start: 15:56 Finish: 16:03

Clerk Of Course :	Stewards :	Timekeeper : <i>Craig Smith</i>
-------------------	------------	------------------------------------

Results can be found at www.tsl-timing.com

Printed - 16:42 Saturday, 11 March 2023



BMCRC - MRO Championships 2023 - Rnd 1 @ Brands Hatch Indy

BMCRC Thunderbike Extreme & Ultra

RACE 16 - LAP CHART

LAP 1 @ 15:57:15.654

NO	BEHIND	LAP TIME
5		55.446
78	0.765	56.211
45	1.668	57.114
29	1.817	57.263
63	2.852	58.298
20	3.267	58.713
800	3.524	58.970
102	3.867	59.313
19	4.347	59.793
7	4.712	1:00.158
8	5.204	1:00.650
52	5.409	1:00.855
118	5.823	1:01.269
80	6.844	1:02.290
117	6.994	1:02.440
6	7.589	1:03.035
129	7.775	1:03.221
169	8.008	1:03.454
82	8.265	1:03.711
12	9.128	1:04.574
23	9.188	1:04.634
96	9.304	1:04.750
24	9.674	1:05.120
36	10.195	1:05.641
84	11.428	1:06.874
65	13.164	1:08.610
21	13.288	1:08.734

LAP 2 @ 15:58:06.262

NO	BEHIND	LAP TIME
5		50.608
78	0.648	50.491
29	2.720	51.511
45	2.756	51.696
20	5.798	53.139
800	6.373	53.457
63	6.420	54.176
102	6.459	53.200
19	7.120	53.381
7	7.318	53.214
8	8.091	53.495
52	8.990	54.189
118	9.142	53.927
117	9.980	53.594
129	10.969	53.802
80	12.382	56.146
82	12.453	54.796
169	12.590	55.190
6	12.808	55.827
96	14.054	55.358
23	15.906	57.326
12	16.344	57.824
24	16.446	57.380
36	16.684	57.097
21	18.603	55.923
84	18.748	57.928
65	22.252	59.696

LAP 3 @ 15:58:56.415

NO	BEHIND	LAP TIME
5		50.153
78	0.937	50.442

29	3.226	50.659
45	3.573	50.970
800	8.617	52.397
20	8.685	53.040
102	9.087	52.781
63	10.704	54.437
19	10.788	53.821
7	10.938	53.773
8	11.485	53.547
52	11.876	53.039
117	13.030	53.203
118	13.375	54.386
129	13.616	52.800
169	16.283	53.846
82	17.008	54.708
80	17.997	55.768
6	18.215	55.560
96	18.306	54.405
23	21.924	56.171
12	22.690	56.499
24	22.715	56.422
21	23.564	55.114
36	23.698	57.167
84	25.516	56.921
65	30.661	58.562

LAP 4 @ 15:59:46.938

NO	BEHIND	LAP TIME
5		50.523
78	0.626	50.212
45	3.831	50.781
29	3.962	51.259
800	10.549	52.455
20	11.022	52.860
102	11.106	52.542
19	12.773	52.508
63	13.234	53.053
7	13.708	53.293
8	14.144	53.182
52	14.701	53.348
117	15.711	53.204
129	16.194	53.101
118	16.484	53.632
169	19.138	53.378
82	19.316	52.831
6	22.372	54.680
80	23.385	55.911
96	23.540	55.757
24	26.913	54.721
23	27.648	56.247
21	28.056	55.015
12	29.171	57.004
36	29.680	56.505
84	31.280	56.287
65	39.080	58.942

LAP 5 @ 16:00:37.095

NO	BEHIND	LAP TIME
5		50.157
78	0.651	50.182
45	4.407	50.733
29	4.518	50.713
800	12.594	52.202
102	13.290	52.341
20	13.461	52.596

19	15.897	53.281
63	16.152	53.075
7	16.391	52.840
8	16.717	52.730
52	17.283	52.739
117	18.680	53.126
129	19.025	52.988
118	19.401	53.074
169	22.427	53.446
82	22.556	53.397
6	26.236	54.021
96	27.220	53.837
80	28.547	55.319
24	31.594	54.838
21	32.789	54.890
23	34.475	56.984
12	35.383	56.369
36	35.472	55.949
84	37.541	56.418
65	47.718	58.795

LAP 6 @ 16:01:27.249

NO	BEHIND	LAP TIME
5		50.154
78	0.969	50.472
45	5.134	50.881
29	5.188	50.824
800	15.053	52.613
102	15.987	52.851
20	16.211	52.904
19	18.767	53.024
63	18.869	52.871
7	19.103	52.866
8	19.570	53.007
52	20.158	53.029
129	21.393	52.522
117	21.999	53.473
118	22.404	53.157
169	24.871	52.598
82	25.158	52.756
6	30.223	54.141
96	30.600	53.534
80	33.334	54.941
24	36.294	54.854
21	37.431	54.796
23	41.000	56.679
12	41.341	56.112
36	42.568	57.250
84	43.674	56.287

LAP 7 @ 16:02:17.745

NO	BEHIND	LAP TIME
5		50.496
78	1.128	50.655
45	5.818	51.180
29	5.897	51.205
65	1 Lap	59.701
800	17.095	52.538
102	18.014	52.523
20	18.120	52.405
63	21.454	53.081
19	21.613	53.342
7	21.840	53.233
8	22.176	53.102
52	22.701	53.039

117	24.732	53.229
118	25.229	53.321
129	26.131	55.234
169	27.136	52.761
82	27.734	53.072
6	33.731	54.004
96	33.967	53.863
80	38.312	55.474
24	40.243	54.445
21	41.696	54.761
23	46.301	55.797
12	47.128	56.283
36	48.826	56.754
84	49.119	55.941

LAP 8 @ 16:03:07.614

NO	BEHIND	LAP TIME
5		49.869
78	2.189	50.930
45	7.028	51.079
29	7.217	51.189
65	1 Lap	59.768
800	20.162	52.936
20	20.440	52.189
102	20.653	52.508
63	24.705	53.120
19	24.933	53.189
7	25.120	53.149
8	25.504	53.197
52	26.054	53.222
117	28.244	53.381
118	28.598	53.238
129	28.674	52.412
169	29.482	52.215
82	30.376	52.511
6	37.416	53.554
96	37.920	53.822
80	43.288	54.845
24	45.796	55.422
21	46.078	54.251

LAP 9 @ 16:03:58.535

NO	BEHIND	LAP TIME
5		50.921
23	1 Lap	55.694
12	1 Lap	56.127
78	3.456	52.188
84	1 Lap	55.360
36	1 Lap	58.232
29	7.096	50.800
45	7.196	51.089
800	22.216	52.975
20	22.358	52.839
102	22.645	52.913
65	1 Lap	59.204
19	26.985	52.973
63	27.173	53.389
7	27.267	53.068
8	27.833	53.250
52	28.344	53.211
118	30.633	52.956
169	31.337	52.776
117	31.697	54.374
129	31.769	54.016
82	32.006	52.551

BMCRC - MRO Championships 2023 - Rnd 1 @ Brands Hatch Indy

BMCRC Thunderbike Extreme & Ultra

RACE 16 - POSITION CHART

No	Name	Lap										
		Pos	1	2	3	4	5	6	7	8	9	
78	THOMAS	1	5	5	5	5	5	5	5	5	5	
5	KILLWORTH	2	78	78	78	78	78	78	78	78	78	
29	DINSMORE	3	45	29	29	45	45	45	45	45	29	
20	SWYER	4	29	45	45	29	29	29	29	29	45	
63	WREN	5	63	20	800	800	800	800	800	800	800	
800	CREASEY	6	20	800	20	20	102	102	102	20	20	
8	SAUNDERS	7	800	63	102	102	20	20	20	102	102	
118	CORKETT	8	102	102	63	19	19	19	63	63	19	
45	HASHMI	9	19	19	19	63	63	63	19	19	63	
7	JENKINS	10	7	7	7	7	7	7	7	7	7	
102	FEARN	11	8	8	8	8	8	8	8	8	8	
19	DONOVAN	12	52	52	52	52	52	52	52	52	52	
129	CRIPPS	13	118	118	117	117	117	129	117	117	118	
117	STAGG	14	80	117	118	129	129	117	118	118	169	
169	SMITH	15	117	129	129	118	118	118	129	129	117	
52	MANTELL	16	6	80	169	169	169	169	169	169	129	
82	HINNELLS	17	129	82	82	82	82	82	82	82	82	
96	SCOTT	18	169	169	80	6	6	6	6	6	6	
80	OVEL	19	82	6	6	80	96	96	96	96	96	
6	FIRTH	20	12	96	96	96	80	80	80	80	80	
21	BRENNAN	21	23	23	23	24	24	24	24	24	24	
12	PENRICE	22	96	12	12	23	21	21	21	21	21	
23	ROSE	23	24	24	24	21	23	23	23	23		
24	REYNOLDS	24	36	36	21	12	12	12	12	12		
84	BRANCO	25	84	21	36	36	36	36	36	84		
65	SOILLEUX	26	65	84	84	84	84	84	84	36		
36	MORGAN	27	21	65	65	65	65	65	65	65		

BMCRC - MRO Championships 2023 - Rnd 1 @ Brands Hatch Indy

BMCRC Thunderbike Extreme & Ultra

RACE 16 - SECTOR ANALYSIS



SECTOR 1 = FL to I1, SECTOR 2 = I1 to FL, DIFF = Difference To Personal Best Lap, P = Crossed Finish Line in Pit Lane, D = Time Disallowed

P1		5 U		Stacey KILLWORTH		Suzuki GSXR 1000 - Greenplant/Everns	
IDEAL LAP TIME : 49.869		BEST LAP TIME : 49.869		DIFFERENCE : 0.000			
LAP	SECTOR 1	SECTOR 2	LAP TIME	MPH	DIFF	TIME OF DAY	
1 -		20.310	55.446	78.42	5.577	15:57:15.654	
2 -	30.349	20.259	50.608	85.92	0.739	15:58:06.262	
3 -	30.090	20.063	50.153 (2)	86.70	0.284	15:58:56.415	
4 -	30.349	20.174	50.523	86.07	0.654	15:59:46.938	
5 -	30.096	20.061	50.157	86.69	0.288	16:00:37.095	
6 -	30.166	19.988	50.154 (3)	86.70	0.285	16:01:27.249	
7 -	30.469	20.027	50.496	86.11	0.627	16:02:17.745	
8 -	29.923	19.946	49.869 (1)	87.20		16:03:07.614	
9 -	30.694	20.227	50.921	85.39	1.052	16:03:58.535	

P2		78 U		Jamie THOMAS		Suzuki GSXR 1000 - Team RubyRacing	
IDEAL LAP TIME : 50.103		BEST LAP TIME : 50.182		DIFFERENCE : 0.079			
LAP	SECTOR 1	SECTOR 2	LAP TIME	MPH	DIFF	TIME OF DAY	
1 -		20.193	56.211	77.36	6.029	15:57:16.419	
2 -	30.578	19.913	50.491	86.12	0.309	15:58:06.910	
3 -	30.511	19.931	50.442 (3)	86.20	0.260	15:58:57.352	
4 -	30.263	19.949	50.212 (2)	86.60	0.030	15:59:47.564	
5 -	30.190	19.992	50.182 (1)	86.65		16:00:37.746	
6 -	30.398	20.074	50.472	86.15	0.290	16:01:28.218	
7 -	30.547	20.108	50.655	85.84	0.473	16:02:18.873	
8 -	30.634	20.296	50.930	85.38	0.748	16:03:09.803	
9 -	31.525	20.663	52.188	83.32	2.006	16:04:01.991	

P3		29 U		Cecil DINSMORE		Suzuki GSXR 1000 - KnC Motorsport	
IDEAL LAP TIME : 50.594		BEST LAP TIME : 50.659		DIFFERENCE : 0.065			
LAP	SECTOR 1	SECTOR 2	LAP TIME	MPH	DIFF	TIME OF DAY	
1 -		21.316	57.263	75.94	6.604	15:57:17.471	
2 -	31.061	20.450	51.511	84.42	0.852	15:58:08.982	
3 -	30.480	20.179	50.659 (1)	85.84		15:58:59.641	
4 -	31.106	20.153	51.259	84.83	0.600	15:59:50.900	
5 -	30.585	20.128	50.713 (2)	85.74	0.054	16:00:41.613	
6 -	30.576	20.248	50.824	85.56	0.165	16:01:32.437	
7 -	30.963	20.242	51.205	84.92	0.546	16:02:23.642	
8 -	30.625	20.564	51.189	84.95	0.530	16:03:14.831	
9 -	30.686	20.114	50.800 (3)	85.60	0.141	16:04:05.631	

P4		45 U		Chad HASHMI		Suzuki GSXR1000 -	
IDEAL LAP TIME : 50.570		BEST LAP TIME : 50.733		DIFFERENCE : 0.163			
LAP	SECTOR 1	SECTOR 2	LAP TIME	MPH	DIFF	TIME OF DAY	
1 -		20.671	57.114	76.13	6.381	15:57:17.322	
2 -	31.062	20.634	51.696	84.11	0.963	15:58:09.018	
3 -	30.864	20.106	50.970	85.31	0.237	15:58:59.988	
4 -	30.479	20.302	50.781 (2)	85.63	0.048	15:59:50.769	
5 -	30.544	20.189	50.733 (1)	85.71		16:00:41.502	
6 -	30.464	20.417	50.881 (3)	85.46	0.148	16:01:32.383	
7 -	30.532	20.648	51.180	84.96	0.447	16:02:23.563	
8 -	30.615	20.464	51.079	85.13	0.346	16:03:14.642	
9 -	30.547	20.542	51.089	85.11	0.356	16:04:05.731	

BMCRC - MRO Championships 2023 - Rnd 1 @ Brands Hatch Indy

BMCRC Thunderbike Extreme & Ultra

RACE 16 - SECTOR ANALYSIS



SECTOR 1 = FL to I1, SECTOR 2 = I1 to FL, DIFF = Difference To Personal Best Lap, P = Crossed Finish Line in Pit Lane, D = Time Disallowed

P5		800 U		Morgan CREASEY		Suzuki GSXR 1000 K7 - Warics Ltd	
IDEAL LAP TIME : 52.202		BEST LAP TIME : 52.202		DIFFERENCE : 0.000			
LAP	SECTOR 1	SECTOR 2	LAP TIME	MPH	DIFF	TIME OF DAY	
1 -		21.423	58.970	73.74	6.768	15:57:19.178	
2 -	31.892	21.565	53.457	81.34	1.255	15:58:12.635	
3 -	31.632	20.765	52.397 (2)	82.99	0.195	15:59:05.032	
4 -	31.614	20.841	52.455 (3)	82.90	0.253	15:59:57.487	
5 -	31.522	20.680	52.202 (1)	83.30		16:00:49.689	
6 -	31.605	21.008	52.613	82.65	0.411	16:01:42.302	
7 -	31.564	20.974	52.538	82.77	0.336	16:02:34.840	
8 -	31.871	21.065	52.936	82.14	0.734	16:03:27.776	
9 -	32.072	20.903	52.975	82.08	0.773	16:04:20.751	

P6		20 U		Connor SWYER		SUZUKI GSXR 1000 K6 - WSC Performace & lleithyr farm & dac	
IDEAL LAP TIME : 51.805		BEST LAP TIME : 52.189		DIFFERENCE : 0.384			
LAP	SECTOR 1	SECTOR 2	LAP TIME	MPH	DIFF	TIME OF DAY	
1 -		21.203	58.713	74.06	6.524	15:57:18.921	
2 -	31.749	21.390	53.139	81.83	0.950	15:58:12.060	
3 -	31.746	21.294	53.040	81.98	0.851	15:59:05.100	
4 -	31.645	21.215	52.860	82.26	0.671	15:59:57.960	
5 -	31.696	20.900	52.596 (3)	82.67	0.407	16:00:50.556	
6 -	31.363	21.541	52.904	82.19	0.715	16:01:43.460	
7 -	31.772	20.633	52.405 (2)	82.98	0.216	16:02:35.865	
8 -	31.172	21.017	52.189 (1)	83.32		16:03:28.054	
9 -	31.867	20.972	52.839	82.29	0.650	16:04:20.893	

P7		102 U		James FEARN		Suzuki GSXR1000 - Mark Wilby plumbing	
IDEAL LAP TIME : 52.264		BEST LAP TIME : 52.341		DIFFERENCE : 0.077			
LAP	SECTOR 1	SECTOR 2	LAP TIME	MPH	DIFF	TIME OF DAY	
1 -		21.202	59.313	73.31	6.972	15:57:19.521	
2 -	32.115	21.085	53.200	81.74	0.859	15:58:12.721	
3 -	31.770	21.011	52.781	82.38	0.440	15:59:05.502	
4 -	31.607	20.935	52.542	82.76	0.201	15:59:58.044	
5 -	31.534	20.807	52.341 (1)	83.08		16:00:50.385	
6 -	31.469	21.382	52.851	82.28	0.510	16:01:43.236	
7 -	31.457	21.066	52.523 (3)	82.79	0.182	16:02:35.759	
8 -	31.545	20.963	52.508 (2)	82.81	0.167	16:03:28.267	
9 -	31.859	21.054	52.913	82.18	0.572	16:04:21.180	

P8		19 U		Tyler DONOVAN		Kawasaki ZX10R - Tinder Corp	
IDEAL LAP TIME : 52.508		BEST LAP TIME : 52.508		DIFFERENCE : 0.000			
LAP	SECTOR 1	SECTOR 2	LAP TIME	MPH	DIFF	TIME OF DAY	
1 -		21.314	59.793	72.72	7.285	15:57:20.001	
2 -	32.225	21.156	53.381	81.46	0.873	15:58:13.382	
3 -	32.278	21.543	53.821	80.79	1.313	15:59:07.203	
4 -	31.618	20.890	52.508 (1)	82.81		15:59:59.711	
5 -	32.329	20.952	53.281	81.61	0.773	16:00:52.992	
6 -	31.923	21.101	53.024 (3)	82.01	0.516	16:01:46.016	
7 -	32.048	21.294	53.342	81.52	0.834	16:02:39.358	
8 -	32.274	20.915	53.189	81.75	0.681	16:03:32.547	
9 -	32.019	20.954	52.973 (2)	82.09	0.465	16:04:25.520	

BMCRC - MRO Championships 2023 - Rnd 1 @ Brands Hatch Indy

BMCRC Thunderbike Extreme & Ultra

RACE 16 - SECTOR ANALYSIS



SECTOR 1 = FL to I1, SECTOR 2 = I1 to FL, DIFF = Difference To Personal Best Lap, P = Crossed Finish Line in Pit Lane, D = Time Disallowed

P9 63 U Matthew WREN		Suzuki GSXR - TBR performance				
IDEAL LAP TIME : 52.748		BEST LAP TIME : 52.871		DIFFERENCE : 0.123		
LAP	SECTOR 1	SECTOR 2	LAP TIME	MPH	DIFF	TIME OF DAY
1 -		21.618	58.298	74.59	5.427	15:57:18.506
2 -	32.416	21.760	54.176	80.26	1.305	15:58:12.682
3 -	32.853	21.584	54.437	79.88	1.566	15:59:07.119
4 -	32.069	20.984	53.053 (2)	81.96	0.182	16:00:00.172
5 -	32.053	21.022	53.075 (3)	81.93	0.204	16:00:53.247
6 -	31.785	21.086	52.871 (1)	82.24		16:01:46.118
7 -	31.952	21.129	53.081	81.92	0.210	16:02:39.199
8 -	31.911	21.209	53.120	81.86	0.249	16:03:32.319
9 -	32.426	20.963	53.389	81.45	0.518	16:04:25.708

P10 7 U Seb JENKINS		Suzuki GSX-R 1000 - Long hours and hard graft				
IDEAL LAP TIME : 52.603		BEST LAP TIME : 52.840		DIFFERENCE : 0.237		
LAP	SECTOR 1	SECTOR 2	LAP TIME	MPH	DIFF	TIME OF DAY
1 -		21.216	1:00.158	72.28	7.318	15:57:20.366
2 -	32.193	21.021	53.214	81.71	0.374	15:58:13.580
3 -	32.344	21.429	53.773	80.86	0.933	15:59:07.353
4 -	32.220	21.073	53.293	81.59	0.453	16:00:00.646
5 -	31.938	20.902	52.840 (1)	82.29		16:00:53.486
6 -	31.797	21.069	52.866 (2)	82.25	0.026	16:01:46.352
7 -	31.979	21.254	53.233	81.69	0.393	16:02:39.585
8 -	32.227	20.922	53.149	81.81	0.309	16:03:32.734
9 -	32.262	20.806	53.068 (3)	81.94	0.228	16:04:25.802

P11 8 U Dave SAUNDERS		Suzuki GSXR1000 - Mum/Dad/JW MOT/Parks Utility				
IDEAL LAP TIME : 52.426		BEST LAP TIME : 52.730		DIFFERENCE : 0.304		
LAP	SECTOR 1	SECTOR 2	LAP TIME	MPH	DIFF	TIME OF DAY
1 -		21.734	1:00.650	71.69	7.920	15:57:20.858
2 -	32.268	21.227	53.495	81.28	0.765	15:58:14.353
3 -	32.026	21.521	53.547	81.21	0.817	15:59:07.900
4 -	32.022	21.160	53.182	81.76	0.452	16:00:01.082
5 -	31.890	20.840	52.730 (1)	82.46		16:00:53.812
6 -	31.943	21.064	53.007 (2)	82.03	0.277	16:01:46.819
7 -	31.834	21.268	53.102 (3)	81.89	0.372	16:02:39.921
8 -	32.605	20.592	53.197	81.74	0.467	16:03:33.118
9 -	32.257	20.993	53.250	81.66	0.520	16:04:26.368

P12 52 E Barry MANTELL		Honda 929 FIREBLADE - Swedish car connection				
IDEAL LAP TIME : 52.707		BEST LAP TIME : 52.739		DIFFERENCE : 0.032		
LAP	SECTOR 1	SECTOR 2	LAP TIME	MPH	DIFF	TIME OF DAY
1 -		21.369	1:00.855	71.45	8.116	15:57:21.063
2 -	32.429	21.760	54.189	80.24	1.450	15:58:15.252
3 -	31.716	21.323	53.039 (3)	81.98	0.300	15:59:08.291
4 -	32.025	21.323	53.348	81.51	0.609	16:00:01.639
5 -	31.665	21.074	52.739 (1)	82.45		16:00:54.378
6 -	31.780	21.249	53.029 (2)	82.00	0.290	16:01:47.407
7 -	31.791	21.248	53.039 (3)	81.98	0.300	16:02:40.446
8 -	32.073	21.149	53.222	81.70	0.483	16:03:33.668
9 -	32.169	21.042	53.211	81.72	0.472	16:04:26.879

BMCRC - MRO Championships 2023 - Rnd 1 @ Brands Hatch Indy

BMCRC Thunderbike Extreme & Ultra

RACE 16 - SECTOR ANALYSIS



SECTOR 1 = FL to I1, SECTOR 2 = I1 to FL, DIFF = Difference To Personal Best Lap, P = Crossed Finish Line in Pit Lane, D = Time Disallowed

P13 118 E		Darren CORKETT		Suzuki GSXR 600 - Jackson & Phillips		
IDEAL LAP TIME : 52.956		BEST LAP TIME : 52.956		DIFFERENCE : 0.000		
LAP	SECTOR 1	SECTOR 2	LAP TIME	MPH	DIFF	TIME OF DAY
1 -		21.292	1:01.269	70.97	8.313	15:57:21.477
2 -	32.582	21.345	53.927	80.63	0.971	15:58:15.404
3 -	33.007	21.379	54.386	79.95	1.430	15:59:09.790
4 -	32.425	21.207	53.632	81.08	0.676	16:00:03.422
5 -	31.881	21.193	53.074 (2)	81.93	0.118	16:00:56.496
6 -	31.851	21.306	53.157 (3)	81.80	0.201	16:01:49.653
7 -	32.186	21.135	53.321	81.55	0.365	16:02:42.974
8 -	31.847	21.391	53.238	81.68	0.282	16:03:36.212
9 -	31.845	21.111	52.956 (1)	82.11		16:04:29.168

P14 169 U		Cory SMITH		Suzuki K1 1000 -		
IDEAL LAP TIME : 52.215		BEST LAP TIME : 52.215		DIFFERENCE : 0.000		
LAP	SECTOR 1	SECTOR 2	LAP TIME	MPH	DIFF	TIME OF DAY
1 -		22.048	1:03.454	68.53	11.239	15:57:23.662
2 -	32.868	22.322	55.190	78.79	2.975	15:58:18.852
3 -	32.533	21.313	53.846	80.76	1.631	15:59:12.698
4 -	32.261	21.117	53.378	81.46	1.163	16:00:06.076
5 -	32.047	21.399	53.446	81.36	1.231	16:00:59.522
6 -	31.651	20.947	52.598 (2)	82.67	0.383	16:01:52.120
7 -	31.864	20.897	52.761 (3)	82.42	0.546	16:02:44.881
8 -	31.595	20.620	52.215 (1)	83.28		16:03:37.096
9 -	31.884	20.892	52.776	82.39	0.561	16:04:29.872

P15 117 E		Raymond STAGG		Suzuki GSXR 750 -		
IDEAL LAP TIME : 53.022		BEST LAP TIME : 53.126		DIFFERENCE : 0.104		
LAP	SECTOR 1	SECTOR 2	LAP TIME	MPH	DIFF	TIME OF DAY
1 -		21.777	1:02.440	69.64	9.314	15:57:22.648
2 -	32.331	21.263	53.594	81.13	0.468	15:58:16.242
3 -	32.006	21.197	53.203 (2)	81.73	0.077	15:59:09.445
4 -	32.188	21.016	53.204 (3)	81.73	0.078	16:00:02.649
5 -	32.057	21.069	53.126 (1)	81.85		16:00:55.775
6 -	32.212	21.261	53.473	81.32	0.347	16:01:49.248
7 -	32.037	21.192	53.229	81.69	0.103	16:02:42.477
8 -	32.089	21.292	53.381	81.46	0.255	16:03:35.858
9 -	32.960	21.414	54.374	79.97	1.248	16:04:30.232

P16 129 E		Derek CRIPPS		Yamaha R1 - Kelly Cripps - Team FBR		
IDEAL LAP TIME : 52.091		BEST LAP TIME : 52.412		DIFFERENCE : 0.321		
LAP	SECTOR 1	SECTOR 2	LAP TIME	MPH	DIFF	TIME OF DAY
1 -		22.011	1:03.221	68.78	10.809	15:57:23.429
2 -	32.576	21.226	53.802	80.82	1.390	15:58:17.231
3 -	31.279	21.521	52.800 (3)	82.35	0.388	15:59:10.031
4 -	32.088	21.013	53.101	81.89	0.689	16:00:03.132
5 -	31.786	21.202	52.988	82.06	0.576	16:00:56.120
6 -	31.638	20.884	52.522 (2)	82.79	0.110	16:01:48.642
7 -	34.256	20.978	55.234	78.73	2.822	16:02:43.876
8 -	31.600	20.812	52.412 (1)	82.96		16:03:36.288
9 -	32.790	21.226	54.016	80.50	1.604	16:04:30.304

BMCRC - MRO Championships 2023 - Rnd 1 @ Brands Hatch Indy

BMCRC Thunderbike Extreme & Ultra

RACE 16 - SECTOR ANALYSIS



SECTOR 1 = FL to I1, SECTOR 2 = I1 to FL, DIFF = Difference To Personal Best Lap, P = Crossed Finish Line in Pit Lane, D = Time Disallowed

P17 82 U		Matt HINNELLS		Yamaha R1 - BD Racing			
IDEAL LAP TIME : 52.202		BEST LAP TIME : 52.511		DIFFERENCE : 0.309			
LAP	SECTOR 1	SECTOR 2	LAP TIME	MPH	DIFF	TIME OF DAY	
1 -		22.212	1:03.711	68.25	11.200	15:57:23.919	
2 -	33.095	21.701	54.796	79.35	2.285	15:58:18.715	
3 -	33.509	21.199	54.708	79.48	2.197	15:59:13.423	
4 -	31.974	20.857	52.831	82.31	0.320	16:00:06.254	
5 -	32.310	21.087	53.397	81.43	0.886	16:00:59.651	
6 -	32.049	20.707	52.756 (3)	82.42	0.245	16:01:52.407	
7 -	32.199	20.873	53.072	81.93	0.561	16:02:45.479	
8 -	31.898	20.613	52.511 (1)	82.81		16:03:37.990	
9 -	31.589	20.962	52.551 (2)	82.75	0.040	16:04:30.541	

P18 6 E		Andrew FIRTH		Yamaha YZF-R1 - LTRmotorcycles.co.uk / Palmer Race Skool /			
IDEAL LAP TIME : 53.418		BEST LAP TIME : 53.418		DIFFERENCE : 0.000			
LAP	SECTOR 1	SECTOR 2	LAP TIME	MPH	DIFF	TIME OF DAY	
1 -		22.002	1:03.035	68.98	9.617	15:57:23.243	
2 -	33.589	22.238	55.827	77.89	2.409	15:58:19.070	
3 -	33.562	21.998	55.560	78.26	2.142	15:59:14.630	
4 -	33.170	21.510	54.680	79.52	1.262	16:00:09.310	
5 -	32.586	21.435	54.021	80.49	0.603	16:01:03.331	
6 -	32.680	21.461	54.141	80.31	0.723	16:01:57.472	
7 -	32.616	21.388	54.004 (3)	80.52	0.586	16:02:51.476	
8 -	32.342	21.212	53.554 (2)	81.20	0.136	16:03:45.030	
9 -	32.309	21.109	53.418 (1)	81.40		16:04:38.448	

P19 96 U		Pete SCOTT		Suzuki GSXR1000K5 - South Hill MOT Centre			
IDEAL LAP TIME : 53.105		BEST LAP TIME : 53.105		DIFFERENCE : 0.000			
LAP	SECTOR 1	SECTOR 2	LAP TIME	MPH	DIFF	TIME OF DAY	
1 -		22.404	1:04.750	67.15	11.645	15:57:24.958	
2 -	33.485	21.873	55.358	78.55	2.253	15:58:20.316	
3 -	32.559	21.846	54.405	79.93	1.300	15:59:14.721	
4 -	33.872	21.885	55.757	77.99	2.652	16:00:10.478	
5 -	32.719	21.118	53.837	80.77	0.732	16:01:04.315	
6 -	32.263	21.271	53.534 (2)	81.23	0.429	16:01:57.849	
7 -	32.527	21.336	53.863	80.73	0.758	16:02:51.712	
8 -	32.449	21.373	53.822 (3)	80.79	0.717	16:03:45.534	
9 -	32.134	20.971	53.105 (1)	81.88		16:04:38.639	

P20 80 U		Mark OVEL		Yamaha R1 - I NEED A SPONSOR			
IDEAL LAP TIME : 54.408		BEST LAP TIME : 54.408		DIFFERENCE : 0.000			
LAP	SECTOR 1	SECTOR 2	LAP TIME	MPH	DIFF	TIME OF DAY	
1 -		22.027	1:02.290	69.81	7.882	15:57:22.498	
2 -	33.762	22.384	56.146	77.45	1.738	15:58:18.644	
3 -	33.385	22.383	55.768	77.97	1.360	15:59:14.412	
4 -	33.867	22.044	55.911	77.77	1.503	16:00:10.323	
5 -	33.478	21.841	55.319	78.60	0.911	16:01:05.642	
6 -	33.086	21.855	54.941 (3)	79.15	0.533	16:02:00.583	
7 -	33.699	21.775	55.474	78.38	1.066	16:02:56.057	
8 -	33.224	21.621	54.845 (2)	79.28	0.437	16:03:50.902	
9 -	32.850	21.558	54.408 (1)	79.92		16:04:45.310	

BMCRC - MRO Championships 2023 - Rnd 1 @ Brands Hatch Indy

BMCRC Thunderbike Extreme & Ultra

RACE 16 - SECTOR ANALYSIS



SECTOR 1 = FL to I1, SECTOR 2 = I1 to FL, DIFF = Difference To Personal Best Lap, P = Crossed Finish Line in Pit Lane, D = Time Disallowed

P21 24 U		Mark REYNOLDS		Yamaha R1 4C8 -		
IDEAL LAP TIME : 54.114		BEST LAP TIME : 54.445		DIFFERENCE : 0.331		
LAP	SECTOR 1	SECTOR 2	LAP TIME	MPH	DIFF	TIME OF DAY
1 -		22.478	1:05.120	66.77	10.675	15:57:25.328
2 -	34.880	22.500	57.380	75.78	2.935	15:58:22.708
3 -	34.556	21.866	56.422	77.07	1.977	15:59:19.130
4 -	33.152	21.569	54.721 (3)	79.46	0.276	16:00:13.851
5 -	33.284	21.554	54.838	79.29	0.393	16:01:08.689
6 -	33.047	21.807	54.854	79.27	0.409	16:02:03.543
7 -	32.753	21.692	54.445 (1)	79.87		16:02:57.988
8 -	33.835	21.587	55.422	78.46	0.977	16:03:53.410
9 -	33.114	21.361	54.475 (2)	79.82	0.030	16:04:47.885

P22 21 U		Danny BRENNAN		Suzuki GSXR 1000 -		
IDEAL LAP TIME : 54.221		BEST LAP TIME : 54.251		DIFFERENCE : 0.030		
LAP	SECTOR 1	SECTOR 2	LAP TIME	MPH	DIFF	TIME OF DAY
1 -		22.385	1:08.734	63.26	14.483	15:57:28.942
2 -	34.064	21.859	55.923	77.76	1.672	15:58:24.865
3 -	33.232	21.882	55.114	78.90	0.863	15:59:19.979
4 -	33.453	21.562	55.015	79.04	0.764	16:00:14.994
5 -	33.329	21.561	54.890	79.22	0.639	16:01:09.884
6 -	32.996	21.800	54.796	79.35	0.545	16:02:04.680
7 -	33.158	21.603	54.761 (3)	79.41	0.510	16:02:59.441
8 -	33.026	21.225	54.251 (1)	80.15		16:03:53.692
9 -	33.221	21.375	54.596 (2)	79.65	0.345	16:04:48.288

P23 23 U		Justin ROSE		Yamaha R1 -		
IDEAL LAP TIME : 55.684		BEST LAP TIME : 55.694		DIFFERENCE : 0.010		
LAP	SECTOR 1	SECTOR 2	LAP TIME	MPH	DIFF	TIME OF DAY
1 -		22.420	1:04.634	67.28	8.940	15:57:24.842
2 -	34.947	22.379	57.326	75.85	1.632	15:58:22.168
3 -	33.838	22.333	56.171 (3)	77.41	0.477	15:59:18.339
4 -	34.012	22.235	56.247	77.31	0.553	16:00:14.586
5 -	34.610	22.374	56.984	76.31	1.290	16:01:11.570
6 -	34.120	22.559	56.679	76.72	0.985	16:02:08.249
7 -	33.690	22.107	55.797 (2)	77.93	0.103	16:03:04.046
8 -	33.577	22.117	55.694 (1)	78.08		16:03:59.740

P24 12 E		Alex PENRICE		Honda VTR 1000 SP1 - AP Motorcycles		
IDEAL LAP TIME : 56.098		BEST LAP TIME : 56.112		DIFFERENCE : 0.014		
LAP	SECTOR 1	SECTOR 2	LAP TIME	MPH	DIFF	TIME OF DAY
1 -		22.768	1:04.574	67.34	8.462	15:57:24.782
2 -	35.318	22.506	57.824	75.20	1.712	15:58:22.606
3 -	34.151	22.348	56.499	76.96	0.387	15:59:19.105
4 -	34.474	22.530	57.004	76.28	0.892	16:00:16.109
5 -	34.047	22.322	56.369	77.14	0.257	16:01:12.478
6 -	34.025	22.087	56.112 (1)	77.49		16:02:08.590
7 -	34.177	22.106	56.283 (3)	77.26	0.171	16:03:04.873
8 -	34.011	22.116	56.127 (2)	77.47	0.015	16:04:01.000

BMCRC - MRO Championships 2023 - Rnd 1 @ Brands Hatch Indy

BMCRC Thunderbike Extreme & Ultra

RACE 16 - SECTOR ANALYSIS



SECTOR 1 = FL to I1, SECTOR 2 = I1 to FL, DIFF = Difference To Personal Best Lap, P = Crossed Finish Line in Pit Lane, D = Time Disallowed

P25 84 E		Ricardo BRANCO		Yamaha R6 - IMP Racing			
IDEAL LAP TIME : 55.360		BEST LAP TIME : 55.360		DIFFERENCE : 0.000			
LAP	SECTOR 1	SECTOR 2	LAP TIME	MPH	DIFF	TIME OF DAY	
1 -		23.176	1:06.874	65.02	11.514	15:57:27.082	
2 -	35.148	22.780	57.928	75.06	2.568	15:58:25.010	
3 -	34.529	22.392	56.921	76.39	1.561	15:59:21.931	
4 -	34.210	22.077	56.287 (3)	77.25	0.927	16:00:18.218	
5 -	34.173	22.245	56.418	77.07	1.058	16:01:14.636	
6 -	33.943	22.344	56.287 (3)	77.25	0.927	16:02:10.923	
7 -	33.654	22.287	55.941 (2)	77.73	0.581	16:03:06.864	
8 -	33.648	21.712	55.360 (1)	78.55		16:04:02.224	

P26 36 U		Alan MORGAN		Suzuki GSXR 1000 - Little Duck Racing			
IDEAL LAP TIME :		BEST LAP TIME : 55.949		DIFFERENCE :			
LAP	SECTOR 1	SECTOR 2	LAP TIME	MPH	DIFF	TIME OF DAY	
1 -			1:05.641	66.24	9.692	15:57:25.849	
2 -			57.097	76.16	1.148	15:58:22.946	
3 -			57.167	76.06	1.218	15:59:20.113	
4 -			56.505 (2)	76.95	0.556	16:00:16.618	
5 -			55.949 (1)	77.72		16:01:12.567	
6 -			57.250	75.95	1.301	16:02:09.817	
7 -			56.754 (3)	76.62	0.805	16:03:06.571	
8 -			58.232	74.67	2.283	16:04:04.803	

P27 65 U		Ian SOILLEUX		Honda Firebalde -			
IDEAL LAP TIME : 58.252		BEST LAP TIME : 58.562		DIFFERENCE : 0.310			
LAP	SECTOR 1	SECTOR 2	LAP TIME	MPH	DIFF	TIME OF DAY	
1 -		23.605	1:08.610	63.38	10.048	15:57:28.818	
2 -	36.249	23.447	59.696	72.84	1.134	15:58:28.514	
3 -	35.490	23.072	58.562 (1)	74.25		15:59:27.076	
4 -	35.744	23.198	58.942 (3)	73.77	0.380	16:00:26.018	
5 -	35.727	23.068	58.795 (2)	73.96	0.233	16:01:24.813	
6 -	36.430	23.271	59.701	72.83	1.139	16:02:24.514	
7 -	36.359	23.409	59.768	72.75	1.206	16:03:24.282	
8 -	36.442	22.762	59.204	73.45	0.642	16:04:23.486	

BMCRC - MRO Championships 2023 - Rnd 1 @ Brands Hatch Indy

BMCRC Thunderbike Extreme & Ultra

RACE 16 - BEST SECTORS

SECTOR 1			SECTOR 2			IDEAL / BEST COMPARISON						
POS	NO	NAME	TIME	NO	NAME	TIME	POS	NO	NAME	IDEAL	BEST	DIFF
									PERFECT LAP	49.836		
1	5	KILLWORTH	29.923	78	THOMAS	19.913	1	5	KILLWORTH	49.869	49.869	0.000
2	78	THOMAS	30.190	5	KILLWORTH	19.946	2	78	THOMAS	50.103	50.182	0.079
3	45	HASHMI	30.464	45	HASHMI	20.106	3	45	HASHMI	50.570	50.733	0.163
4	29	DINSMORE	30.480	29	DINSMORE	20.114	4	29	DINSMORE	50.594	50.659	0.065
5	20	SWYER	31.172	8	SAUNDERS	20.592	5	20	SWYER	51.805	52.189	0.384
6	129	CRIPPS	31.279	82	HINNELLS	20.613	6	129	CRIPPS	52.091	52.412	0.321
7	102	FEARN	31.457	169	SMITH	20.620	7	82	HINNELLS	52.202	52.511	0.309
8	800	CREASEY	31.522	20	SWYER	20.633	8	800	CREASEY	52.202	52.202	0.000
9	82	HINNELLS	31.589	800	CREASEY	20.680	9	169	SMITH	52.215	52.215	0.000
10	169	SMITH	31.595	7	JENKINS	20.806	10	102	FEARN	52.264	52.341	0.077
11	19	DONOVAN	31.618	102	FEARN	20.807	11	8	SAUNDERS	52.426	52.730	0.304
12	52	MANTELL	31.665	129	CRIPPS	20.812	12	19	DONOVAN	52.508	52.508	0.000
13	63	WREN	31.785	19	DONOVAN	20.890	13	7	JENKINS	52.603	52.840	0.237
14	7	JENKINS	31.797	63	WREN	20.963	14	52	MANTELL	52.707	52.739	0.032
15	8	SAUNDERS	31.834	96	SCOTT	20.971	15	63	WREN	52.748	52.871	0.123
16	118	CORKETT	31.845	117	STAGG	21.016	16	118	CORKETT	52.956	52.956	0.000
17	117	STAGG	32.006	52	MANTELL	21.042	17	117	STAGG	53.022	53.126	0.104
18	96	SCOTT	32.134	6	FIRTH	21.109	18	96	SCOTT	53.105	53.105	0.000
19	6	FIRTH	32.309	118	CORKETT	21.111	19	6	FIRTH	53.418	53.418	0.000
20	24	REYNOLDS	32.753	21	BRENNAN	21.225	20	24	REYNOLDS	54.114	54.445	0.331
21	80	OVEL	32.850	24	REYNOLDS	21.361	21	21	BRENNAN	54.221	54.251	0.030
22	21	BRENNAN	32.996	80	OVEL	21.558	22	80	OVEL	54.408	54.408	0.000
23	23	ROSE	33.577	84	BRANCO	21.712	23	84	BRANCO	55.360	55.360	0.000
24	84	BRANCO	33.648	12	PENRICE	22.087	24	23	ROSE	55.684	55.694	0.010
25	12	PENRICE	34.011	23	ROSE	22.107	25	12	PENRICE	56.098	56.112	0.014
26	65	SOILLEUX	35.490	65	SOILLEUX	22.762	26	65	SOILLEUX	58.252	58.562	0.310
27							27	36	MORGAN		55.949	

BMCRC - MRO Championships 2023 - Rnd 1 @ Brands Hatch Indy

BMCRC Thunderbike Extreme & Ultra

RACE 16 - STATISTICS

Competitors Started 27
Planned Start 2023-03-11 @ 16:35:00.000
Actual Start 2023-03-11 @ 15:56:20.208
Finish Time 2023-03-11 @ 16:03:58.534
Track Length 1.2079mi.
Total Laps 238
Total Distance Covered 287.4910mi.

Session Fastest Lap History

NO	CL	NAME	LAP TIME	TIME OF DAY	LAP	VEHICLE
5	U	Stacey KILLWORTH	50.608	15:58:06.275	2	Suzuki GSXR 1000
78	U	Jamie THOMAS	50.491	15:58:06.939	2	Suzuki GSXR 1000
5	U	Stacey KILLWORTH	50.153	15:58:56.428	3	Suzuki GSXR 1000
5	U	Stacey KILLWORTH	49.869	16:03:07.627	8	Suzuki GSXR 1000

Session Leader History

NO	CL	NAME	FROM LAP	LAPS LED	DISTANCE	VEHICLE
5	U	Stacey KILLWORTH	1	9	10.87 miles	Suzuki GSXR 1000

Flag History

TYPE	TIME OF DAY
GREEN	15:56:20.208
FINISH	16:03:58.534

Flag Statistics

TYPE	COUNT	TOTAL LAPS	TOTAL TIME
Green	1	9	8:36.065
Red	0	0	0.000
Safety Car	0	0	0.000
FCY	0	0	0.000

BMCRC - MRO Championships 2023 - Rnd 1 @ Brands Hatch Indy

BMCRC Thunderbike Extreme & Ultra

RACE 16 - STATISTICS

CLASS : U

20 Starters

Fastest Lap History

NO	NAME	LAP TIME	TIME OF DAY	LAP	VEHICLE
5	Stacey KILLWORTH	50.608	15:58:06.275	2	Suzuki GSXR 1000
78	Jamie THOMAS	50.491	15:58:06.939	2	Suzuki GSXR 1000
5	Stacey KILLWORTH	50.153	15:58:56.428	3	Suzuki GSXR 1000
5	Stacey KILLWORTH	49.869	16:03:07.627	8	Suzuki GSXR 1000

Leader History

NO	NAME	FROM LAP	LAPS LED	DISTANCE	VEHICLE
5	Stacey KILLWORTH	1	9	10.87 miles	Suzuki GSXR 1000

BMCRC - MRO Championships 2023 - Rnd 1 @ Brands Hatch Indy

BMCRC Thunderbike Extreme & Ultra

RACE 16 - STATISTICS

CLASS : E

7 Starters

Fastest Lap History

NO	NAME	LAP TIME	TIME OF DAY	LAP	VEHICLE
52	Barry MANTELL	54.189	15:58:15.258	2	Honda 929 FIREBLADE
118	Darren CORKETT	53.927	15:58:15.411	2	Suzuki GSXR 600
117	Raymond STAGG	53.594	15:58:16.275	2	Suzuki GSXR 750
52	Barry MANTELL	53.039	15:59:08.296	3	Honda 929 FIREBLADE
129	Derek CRIPPS	52.800	15:59:10.043	3	Yamaha R1
52	Barry MANTELL	52.739	16:00:54.383	5	Honda 929 FIREBLADE
129	Derek CRIPPS	52.522	16:01:48.656	6	Yamaha R1
129	Derek CRIPPS	52.412	16:03:36.302	8	Yamaha R1

Leader History

NO	NAME	FROM LAP	LAPS LED	DISTANCE	VEHICLE
52	Barry MANTELL	1	9	10.87 miles	Honda 929 FIREBLADE

BMCRC - MRO Championships 2023 - Rnd 1 @ Brands Hatch Indy

BMCRC Thunderbike Extreme & Ultra

RACE 6 - GRID (11 Laps)



ROW 12	36		35		34	212	Martin BRADER			
ROW 11		33	211	Ben HYLAND	32	38	Andrew Finlay HOWE	31	18	Stuart ALBON
ROW 10	30	9	Shaun HENNESSY	29	40	Malcolm BATE	28	75	Stewart MAY	
ROW 9		27	65	Ian SOILLEUX	26	12	Alex PENRICE	25	36	Alan MORGAN
ROW 8	24	23	Justin ROSE	23	84	Ricardo BRANCO	22	24	Mark REYNOLDS	
ROW 7		21	80	Mark OVEL	20	21	Danny BRENNAN	19	6	Andrew FIRTH
ROW 6	18	117	Raymond STAGG	17	96	Pete SCOTT	16	118	Darren CORKETT	
ROW 5		15	63	Matthew WREN	14	7	Seb JENKINS	13	52	Barry MANTELL
ROW 4	12	8	Dave SAUNDERS	11	82	Matt HINNELLS	10	19	Tyler DONOVAN	
ROW 3		9	129	Derek CRIPPS	8	102	James FEARN	7	169	Cory SMITH
ROW 2	6	800	Morgan CREASEY	5	20	Connor SWYER	4	45	Chad HASHMI	
ROW 1		3	29	Cecil DINSMORE	2	78	Jamie THOMAS	1	5	Stacey KILLWORTH
Pole										

Brands Hatch Indy: 1.2079 miles

These results are provisional until the conclusion of any judicial and technical matters.

Clerk Of Course :	Stewards :	Timekeeper : <i>Craig Smith</i>
-------------------	------------	------------------------------------

Results can be found at www.tsl-timing.com

Printed - 16:09 Saturday, 11 March 2023



BMCRC - MRO Championships 2023 - Rnd 1 @ Brands Hatch Indy

BMCRC Thunderbike Extreme & Ultra

RACE 6 - CLASSIFICATION



POS	NO	CL	PIC NAME	ENTRY	LAPS	TIME	GAP	DIFF	MPH	BEST	ON
1	5	U	1 Stacey KILLWORTH	Suzuki GSXR 1000 - Greenplant/Evans	11	9:26.329			84.46	50.146	11
2	78	U	2 Jamie THOMAS	Suzuki GSXR 1000 - Team RubyRacing	11	9:26.706	0.377	0.377	84.40	50.285	5
3	20	U	3 Connor SWYER	SUZUKI GSXR 1000 K6 - WSC Performance & lleithy	11	9:31.505	5.176	4.799	83.69	50.420	10
4	102	U	4 James FEARN	Suzuki GSXR1000 - Mark Wilby plumbing	11	9:31.566	5.237	0.061	83.69	50.291	10
5	169	U	5 Cory SMITH	Suzuki K1 1000 -	11	9:42.615	16.286	11.049	82.10	51.734	4
6	63	U	6 Matthew WREN	Suzuki GSXR - TBR performance	11	9:43.380	17.051	0.765	81.99	51.632	10
7	29	U	7 Cecil DINSMORE	Suzuki GSXR 1000 - KnC Motorsport	11	9:43.506	17.177	0.126	81.97	51.549	10
8	800	U	8 Morgan CREASEY	Suzuki GSXR 1000 K7 - Warics Ltd	11	9:45.767	19.438	2.261	81.66	51.938	5
9	8	U	9 Dave SAUNDERS	Suzuki GSXR1000 - Mum/Dad/JW MOT/Parks Utility	11	9:45.924	19.595	0.157	81.63	51.464	4
10	7	U	10 Seb JENKINS	Suzuki GSX-R 1000 - Long hours and hard graft	11	9:52.342	26.013	6.418	80.75	52.290	10
11	117	E	1 Raymond STAGG	Suzuki GSXR 750 -	11	9:53.821	27.492	1.479	80.55	52.559	5
12	19	U	11 Tyler DONOVAN	Kawasaki ZX10R - Tinder Corp	11	9:54.062	27.733	0.241	80.52	52.905	5
13	45	U	12 Chad HASHMI	Suzuki GSXR1000 -	11	9:54.659	28.330	0.597	80.44	50.996	8
14	129	E	2 Derek CRIPPS	Yamaha R1 - Kelly Cripps - Team FBR	11	9:54.924	28.595	0.265	80.40	52.112	10
15	82	U	13 Matt HINNELLS	Yamaha R1 - BD Racing	11	9:55.135	28.806	0.211	80.37	52.753	11
16	118	E	3 Darren CORKETT	Suzuki GSXR 600 - Jackson & Phillips	11	10:01.104	34.775	5.969	79.57	52.948	11
17	52	E	4 Barry MANTELL	Honda 929 FIREBLADE - Swedish car connection	11	10:04.002	37.673	2.898	79.19	53.432	11
18	6	E	5 Andrew FIRTH	Yamaha YZF-R1 - LTRmotorcycles.co.uk / Palmer F	11	10:05.765	39.436	1.763	78.96	53.605	11
19	80	U	14 Mark OVEL	Yamaha R1 - I NEED A SPONSOR	11	10:06.079	39.750	0.314	78.92	53.678	4
20	23	U	15 Justin ROSE	Yamaha R1 -	11	10:11.607	45.278	5.528	78.21	53.567	9
21	21	U	16 Danny BRENNAN	Suzuki GSXR 1000 -	11	10:11.778	45.449	0.171	78.18	53.663	9
22	96	U	17 Pete SCOTT	Suzuki GSXR1000K5 - South Hill MOT Centre	11	10:13.357	47.028	1.579	77.98	53.854	9
23	40	U	18 Malcolm BATE	Suzuki GSXR1000 - Hartjay	11	10:13.908	47.579	0.551	77.91	53.764	9
24	24	U	19 Mark REYNOLDS	Yamaha R1 4C8 -	10	9:33.156	1 Lap	1 Lap	75.87	55.347	6
25	84	E	6 Ricardo BRANCO	Yamaha R6 - IMP Racing	10	9:43.951	1 Lap	10.795	74.46	56.401	10
26	75	E	7 Stewart MAY	Honda CBR600F3 - Mucking fagic	10	9:44.812	1 Lap	0.861	74.35	56.483	10
27	212	E	8 Martin BRADER	Aprilia RSVR - Infinity PM	10	10:16.045	1 Lap	31.233	70.58	59.307	7
28	65	U	20 Ian SOILLEUX	Honda Fireblade -	10	10:25.448	1 Lap	9.403	69.52	59.268	3

FASTEST LAP

5	U	Stacey KILLWORTH	Suzuki GSXR 1000 - Greenplant/Evans	11	50.146	86.71 mph	139.56 kph
129	E	Derek CRIPPS	Yamaha R1 - Kelly Cripps - Team FBR	10	52.112	83.44 mph	134.29 kph

Class U - 92.5% of Race Speed = 78.12 mph

Class E - 92.5% of Race Speed = 74.50 mph

Weather / Track : Cloudy / Dry

These results are provisional until the conclusion of any judicial and technical matters.

Race Distance: 11 Laps / 13.28 miles

Brands Hatch Indy: 1.2079 miles

Date: 12/03/2023 Start: 11:42 Finish: 11:52

Clerk Of Course :	Stewards :	Timekeeper : <i>Craig Smith</i>
-------------------	------------	------------------------------------

Results can be found at www.tsl-timing.com

Printed - 11:55 Sunday, 12 March 2023



BMCR - MRO Championships 2023 - Rnd 1 @ Brands Hatch Indy

BMCR Thunderbike Extreme & Ultra

RACE 6 - LAP CHART

LAP 1 @ 11:43:51.975		
NO	BEHIND	LAP TIME

5		56.414
102	1.151	57.565
78	1.288	57.702
29	2.203	58.617
20	2.415	58.829
63	2.494	58.908
169	2.956	59.370
19	3.617	1:00.031
800	4.262	1:00.676
7	4.626	1:01.040
82	4.781	1:01.195
8	5.205	1:01.619
129	5.735	1:02.149
117	6.183	1:02.597
52	6.421	1:02.835
118	6.843	1:03.257
6	7.023	1:03.437
80	7.465	1:03.879
96	8.061	1:04.475
23	9.364	1:05.778
84	9.640	1:06.054
21	9.949	1:06.363
40	10.092	1:06.506
75	10.536	1:06.950
24	10.603	1:07.017
45	13.948	1:10.362
212	14.855	1:11.269
65	15.208	1:11.622

LAP 2 @ 11:44:43.360		
NO	BEHIND	LAP TIME

5		51.385
78	0.453	50.550
102	1.625	51.859
20	3.011	51.981
63	3.445	52.336
169	4.085	52.514
29	4.542	53.724
19	6.281	54.049
800	6.539	53.662
7	6.877	53.636
82	7.338	53.942
8	7.545	53.725
129	8.618	54.268
117	8.779	53.981
52	9.523	54.487
118	10.145	54.687
6	11.014	55.376
80	11.110	55.030
96	12.626	55.950
23	14.471	56.492
21	14.809	56.245
40	14.966	56.259
84	17.043	58.788
45	17.145	54.582
24	17.506	58.288
75	18.242	59.091
65	23.431	59.608
212	25.617	1:02.147

LAP 3 @ 11:45:34.491		
NO	BEHIND	LAP TIME

5		51.131
78	0.177	50.855
102	2.141	51.647
20	3.070	51.190
63	4.063	51.749
169	5.006	52.052
29	6.332	52.921
800	8.444	53.036
19	9.165	54.015
7	9.406	53.660
8	9.534	53.120
82	9.878	53.671
117	10.347	52.699
129	11.195	53.708
52	12.902	54.510
118	13.173	54.159
6	14.037	54.154
80	14.345	54.366
96	16.584	55.089
23	18.457	55.117
21	18.889	55.211
45	18.982	52.968
40	19.008	55.173
24	23.889	57.514
84	24.031	58.119
75	24.737	57.626
65	31.568	59.268
212	36.235	1:01.749

LAP 4 @ 11:46:25.325		
NO	BEHIND	LAP TIME

78		50.657
5	0.276	51.110
102	2.892	51.585
20	3.237	51.001
63	5.164	51.935
169	5.906	51.734
29	7.590	52.092
800	9.861	52.251
8	10.164	51.464
19	11.640	53.309
7	11.748	53.176
82	12.452	53.408
117	12.781	53.268
129	12.976	52.615
52	16.113	54.045
118	16.314	53.975
6	16.887	53.684
80	17.189	53.678
96	20.877	55.127
45	20.966	52.818
23	22.938	55.315
21	23.115	55.060
40	23.267	55.093
24	29.395	56.340
84	30.913	57.716
75	32.863	58.960
65	40.164	59.430
212	46.646	1:01.245

LAP 5 @ 11:47:15.610		
NO	BEHIND	LAP TIME

78		50.285
5	0.177	50.186
102	4.111	51.504
20	4.350	51.398
63	6.738	51.859
169	7.458	51.837
29	9.406	52.101
800	11.514	51.938
8	11.686	51.807
19	14.260	52.905
7	14.445	52.982
117	15.055	52.559
82	15.628	53.461
129	15.980	53.289
52	19.748	53.920
118	20.187	54.158
6	21.182	54.580
80	21.285	54.381
45	22.880	52.199
96	25.819	55.227
23	27.269	54.616
21	27.794	54.964
40	28.127	55.145
24	35.032	55.922
84	38.504	57.876
75	39.746	57.168
65	50.131	1:00.252

LAP 6 @ 11:48:06.348		
NO	BEHIND	LAP TIME

78		50.738
5	0.264	50.825
102	5.051	51.678
20	5.329	51.717
212	1 Lap	1:00.637
63	8.849	52.849
169	9.371	52.651
29	10.449	51.781
800	12.900	52.124
8	13.096	52.148
19	16.956	53.434
7	17.111	53.404
117	17.347	53.030
129	18.134	52.892
82	18.365	53.475
52	23.009	53.999
118	23.241	53.792
6	24.547	54.103
45	24.656	52.514
80	24.977	54.430
96	29.994	54.913
23	30.907	54.376
21	31.180	54.124
40	31.692	54.303
24	39.641	55.347
84	45.519	57.753
75	46.069	57.061

LAP 7 @ 11:48:58.169		
NO	BEHIND	LAP TIME

78		51.821
5	0.090	51.647

LAP 8 @ 11:49:49.371		
NO	BEHIND	LAP TIME

5		51.112
78	0.097	51.299
75	1 Lap	57.676
102	4.658	51.191
20	4.785	51.125
169	11.285	52.126
63	11.658	52.279
29	11.810	51.850
800	14.479	52.245
8	14.556	52.519
65	1 Lap	1:01.153
19	20.396	53.470
7	20.638	53.491
117	21.186	53.196
129	21.625	53.148
212	1 Lap	59.307
82	22.045	52.933
45	24.270	50.996
118	28.076	53.327
52	28.905	54.347
6	29.025	53.882
80	29.814	54.163
96	35.382	54.063
23	35.963	53.991
21	36.179	53.957
40	36.698	54.134
24	48.101	55.721

LAP 9 @ 11:50:40.633		
NO	BEHIND	LAP TIME

78		51.165
5	0.029	51.291
20	4.747	51.224
102	5.192	51.796
84	1 Lap	57.098
75	1 Lap	57.143
169	11.884	51.861

102	4.669	51.439
20	4.862	51.354
65	1 Lap	1:00.225
169	10.361	52.811
63	10.581	53.553
29	11.162	52.534
8	13.239	51.964
800	13.436	52.357
212	1 Lap	59.459
19	18.128	52.993
7	18.349	53.059
117	19.192	53.666
129	19.679	53.366
82	20.314	53.770
45	24.476	51.641
52	25.760	54.572
118	25.951	54.531
6	26.345	53.619
80	26.853	53.697
96	32.521	54.348
23	33.174	54.088
21	33.424	54.065
40	33.766	53.895
24	43.582	55.762
84	51.117	57.419

LAP 10 @ 11:51:31.520		
NO	BEHIND	LAP TIME

78		50.887
5	0.224	51.082
24	1 Lap	55.779
20	4.280	50.420
102	4.596	50.291
84	1 Lap	56.727
75	1 Lap	56.654
29	12.875	51.549
169	13.052	52.055
63	13.854	51.632
800	17.148	52.460
8	17.735	52.661
7	23.705	52.290
19	24.551	52.932
117	24.677	52.572
129	24.875	52.112
45	25.222	51.562
82	26.423	53.252
118	32.197	53.029
52	34.611	54.307
6	36.201	55.373
80	36.357	54.979
212	1 Lap	1:00.894
96	41.324	54.237
23	41.694	54.313
21	41.886	54.193
40	43.658	55.345
65	1 Lap	1:04.722

LAP 11 @ 11:52:21.890		
NO	BEHIND	LAP TIME

5		50.146
78	0.377	50.747
20	5.176	51.266
102	5.237	51.011
24	1 Lap	55.466
169	16.286	53.604
63	17.051	53.567
29	17.177	54.672
84	1 Lap	56.401
75	1 Lap	56.483
800	19.438	52.660

BMCRC - MRO Championships 2023 - Rnd 1 @ Brands Hatch Indy

BMCRC Thunderbike Extreme & Ultra

RACE 6 - LAP CHART

8	19.595	52.230
7	26.013	52.678
117	27.492	53.185
19	27.733	53.552
45	28.330	53.478
129	28.595	54.090
82	28.806	52.753
118	34.775	52.948
52	37.673	53.432
6	39.436	53.605
80	39.750	53.763
23	45.278	53.954
21	45.449	53.933
96	47.028	56.074
40	47.579	54.291
212	1 Lap	59.366
65	1 Lap	1:05.732

BMCRC - MRO Championships 2023 - Rnd 1 @ Brands Hatch Indy

BMCRC Thunderbike Extreme & Ultra

RACE 6 - POSITION CHART

No	Name	Lap											
		Pos	1	2	3	4	5	6	7	8	9	10	11
5	KILLWORTH	1	5	5	5	78	78	78	78	5	78	78	5
78	THOMAS	2	102	78	78	5	5	5	5	78	5	5	78
29	DINSMORE	3	78	102	102	102	102	102	102	102	20	20	20
45	HASHMI	4	29	20	20	20	20	20	20	20	102	102	102
20	SWYER	5	20	63	63	63	63	63	169	169	169	29	169
800	CREASEY	6	63	169	169	169	169	169	63	63	29	169	63
169	SMITH	7	169	29	29	29	29	29	29	29	63	63	29
102	FEARN	8	19	19	800	800	800	800	8	800	800	800	800
129	CRIPPS	9	800	800	19	8	8	8	800	8	8	8	8
19	DONOVAN	10	7	7	7	19	19	19	19	19	7	7	7
82	HINNELLS	11	82	82	8	7	7	7	7	7	19	19	117
8	SAUNDERS	12	8	8	82	82	117	117	117	117	117	117	19
52	MANTELL	13	129	129	117	117	82	129	129	129	129	129	45
7	JENKINS	14	117	117	129	129	129	82	82	82	82	45	129
63	WREN	15	52	52	52	52	52	52	45	45	45	82	82
118	CORKETT	16	118	118	118	118	118	118	52	118	118	118	118
96	SCOTT	17	6	6	6	6	6	6	118	52	52	52	52
117	STAGG	18	80	80	80	80	80	45	6	6	6	6	6
6	FIRTH	19	96	96	96	96	45	80	80	80	80	80	80
21	BRENNAN	20	23	23	23	45	96	96	96	96	96	96	23
80	OVEL	21	84	21	21	23	23	23	23	23	23	23	21
24	REYNOLDS	22	21	40	45	21	21	21	21	21	21	21	96
84	BRANCO	23	40	84	40	40	40	40	40	40	40	40	40
23	ROSE	24	75	45	24	24	24	24	24	24	24	24	24
65	SOILLEUX	25	24	24	84	84	84	84	84	84	84	84	84
75	MAY	26	45	75	75	75	75	75	75	75	75	75	75
40	BATE	27	212	65	65	65	65	65	65	65	212	212	
212	BRADER	28	65	212	212	212	212	212	212	212	65	65	

BMCRC - MRO Championships 2023 - Rnd 1 @ Brands Hatch Indy

BMCRC Thunderbike Extreme & Ultra

RACE 6 - SECTOR ANALYSIS



SECTOR 1 = FL to I1, SECTOR 2 = I1 to FL, DIFF = Difference To Personal Best Lap, P = Crossed Finish Line in Pit Lane, D = Time Disallowed

P1		5 U		Stacey KILLWORTH		Suzuki GSXR 1000 - Greenplant/Everns	
IDEAL LAP TIME : 50.125		BEST LAP TIME : 50.146		DIFFERENCE : 0.021			
LAP	SECTOR 1	SECTOR 2	LAP TIME	MPH	DIFF	TIME OF DAY	
1 -		20.398	56.414	77.08	6.268	11:43:51.975	
2 -	31.087	20.298	51.385	84.62	1.239	11:44:43.360	
3 -	30.847	20.284	51.131	85.04	0.985	11:45:34.491	
4 -	30.857	20.253	51.110	85.08	0.964	11:46:25.601	
5 -	30.270	19.916	50.186 (2)	86.64	0.040	11:47:15.787	
6 -	30.911	19.914	50.825 (3)	85.56	0.679	11:48:06.612	
7 -	31.511	20.136	51.647	84.19	1.501	11:48:58.259	
8 -	30.408	20.704	51.112	85.07	0.966	11:49:49.371	
9 -	31.140	20.151	51.291	84.78	1.145	11:50:40.662	
10 -	30.789	20.293	51.082	85.12	0.936	11:51:31.744	
11 -	30.211	19.935	50.146 (1)	86.71		11:52:21.890	

P2		78 U		Jamie THOMAS		Suzuki GSXR 1000 - Team RubyRacing	
IDEAL LAP TIME : 50.192		BEST LAP TIME : 50.285		DIFFERENCE : 0.093			
LAP	SECTOR 1	SECTOR 2	LAP TIME	MPH	DIFF	TIME OF DAY	
1 -		20.477	57.702	75.36	7.417	11:43:53.263	
2 -	30.552	19.998	50.550 (2)	86.02	0.265	11:44:43.813	
3 -	30.656	20.199	50.855	85.50	0.570	11:45:34.668	
4 -	30.533	20.124	50.657 (3)	85.84	0.372	11:46:25.325	
5 -	30.194	20.091	50.285 (1)	86.47		11:47:15.610	
6 -	30.697	20.041	50.738	85.70	0.453	11:48:06.348	
7 -	31.613	20.208	51.821	83.91	1.536	11:48:58.169	
8 -	30.421	20.878	51.299	84.76	1.014	11:49:49.468	
9 -	30.909	20.256	51.165	84.99	0.880	11:50:40.633	
10 -	30.674	20.213	50.887	85.45	0.602	11:51:31.520	
11 -	30.481	20.266	50.747	85.69	0.462	11:52:22.267	

P3		20 U		Connor SWYER		SUZUKI GSXR 1000 K6 - WSC Performace & lleithyr farm & dac	
IDEAL LAP TIME : 50.420		BEST LAP TIME : 50.420		DIFFERENCE : 0.000			
LAP	SECTOR 1	SECTOR 2	LAP TIME	MPH	DIFF	TIME OF DAY	
1 -		20.893	58.829	73.91	8.409	11:43:54.390	
2 -	31.673	20.308	51.981	83.65	1.561	11:44:46.371	
3 -	30.903	20.287	51.190	84.95	0.770	11:45:37.561	
4 -	30.776	20.225	51.001 (2)	85.26	0.581	11:46:28.562	
5 -	30.938	20.460	51.398	84.60	0.978	11:47:19.960	
6 -	31.049	20.668	51.717	84.08	1.297	11:48:11.677	
7 -	31.098	20.256	51.354	84.67	0.934	11:49:03.031	
8 -	30.802	20.323	51.125 (3)	85.05	0.705	11:49:54.156	
9 -	30.790	20.434	51.224	84.89	0.804	11:50:45.380	
10 -	30.491	19.929	50.420 (1)	86.24		11:51:35.800	
11 -	30.890	20.376	51.266	84.82	0.846	11:52:27.066	

P4		102 U		James FEARN		Suzuki GSXR1000 - Mark Wilby plumbing	
IDEAL LAP TIME : 50.291		BEST LAP TIME : 50.291		DIFFERENCE : 0.000			
LAP	SECTOR 1	SECTOR 2	LAP TIME	MPH	DIFF	TIME OF DAY	
1 -		20.831	57.565	75.54	7.274	11:43:53.126	
2 -	31.262	20.597	51.859	83.85	1.568	11:44:44.985	
3 -	31.127	20.520	51.647	84.19	1.356	11:45:36.632	
4 -	30.870	20.715	51.585	84.29	1.294	11:46:28.217	
5 -	30.933	20.571	51.504	84.43	1.213	11:47:19.721	
6 -	30.908	20.770	51.678	84.14	1.387	11:48:11.399	
7 -	30.914	20.525	51.439	84.53	1.148	11:49:02.838	
8 -	30.770	20.421	51.191 (3)	84.94	0.900	11:49:54.029	
9 -	31.107	20.689	51.796	83.95	1.505	11:50:45.825	
10 -	30.416	19.875	50.291 (1)	86.46		11:51:36.116	
11 -	30.624	20.387	51.011 (2)	85.24	0.720	11:52:27.127	

BMCRC - MRO Championships 2023 - Rnd 1 @ Brands Hatch Indy

BMCRC Thunderbike Extreme & Ultra

RACE 6 - SECTOR ANALYSIS



SECTOR 1 = FL to I1, SECTOR 2 = I1 to FL, DIFF = Difference To Personal Best Lap, P = Crossed Finish Line in Pit Lane, D = Time Disallowed

P5 169 U		Cory SMITH		Suzuki K1 1000 -		
IDEAL LAP TIME : 51.414		BEST LAP TIME : 51.734		DIFFERENCE : 0.320		
LAP	SECTOR 1	SECTOR 2	LAP TIME	MPH	DIFF	TIME OF DAY
1 -		20.703	59.370	73.24	7.636	11:43:54.931
2 -	31.946	20.568	52.514	82.80	0.780	11:44:47.445
3 -	31.500	20.552	52.052	83.54	0.318	11:45:39.497
4 -	31.033	20.701	51.734 (1)	84.05		11:46:31.231
5 -	31.335	20.502	51.837 (2)	83.88	0.103	11:47:23.068
6 -	32.013	20.638	52.651	82.59	0.917	11:48:15.719
7 -	32.043	20.768	52.811	82.34	1.077	11:49:08.530
8 -	31.478	20.648	52.126	83.42	0.392	11:50:00.656
9 -	30.912	20.949	51.861 (3)	83.85	0.127	11:50:52.517
10 -	31.193	20.862	52.055	83.53	0.321	11:51:44.572
11 -	32.646	20.958	53.604	81.12	1.870	11:52:38.176

P6 63 U		Matthew WREN		Suzuki GSXR - TBR performance		
IDEAL LAP TIME : 51.287		BEST LAP TIME : 51.632		DIFFERENCE : 0.345		
LAP	SECTOR 1	SECTOR 2	LAP TIME	MPH	DIFF	TIME OF DAY
1 -		20.799	58.908	73.82	7.276	11:43:54.469
2 -	31.760	20.576	52.336	83.09	0.704	11:44:46.805
3 -	31.366	20.383	51.749 (2)	84.03	0.117	11:45:38.554
4 -	31.283	20.652	51.935	83.73	0.303	11:46:30.489
5 -	31.422	20.437	51.859 (3)	83.85	0.227	11:47:22.348
6 -	32.267	20.582	52.849	82.28	1.217	11:48:15.197
7 -	32.949	20.604	53.553	81.20	1.921	11:49:08.750
8 -	31.455	20.824	52.279	83.18	0.647	11:50:01.029
9 -	31.992	20.721	52.713	82.49	1.081	11:50:53.742
10 -	30.904	20.728	51.632 (1)	84.22		11:51:45.374
11 -	32.491	21.076	53.567	81.18	1.935	11:52:38.941

P7 29 U		Cecil DINSMORE		Suzuki GSXR 1000 - KnC Motorsport		
IDEAL LAP TIME : 51.549		BEST LAP TIME : 51.549		DIFFERENCE : 0.000		
LAP	SECTOR 1	SECTOR 2	LAP TIME	MPH	DIFF	TIME OF DAY
1 -		20.751	58.617	74.18	7.068	11:43:54.178
2 -	32.996	20.728	53.724	80.94	2.175	11:44:47.902
3 -	32.038	20.883	52.921	82.17	1.372	11:45:40.823
4 -	31.611	20.481	52.092	83.47	0.543	11:46:32.915
5 -	31.460	20.641	52.101	83.46	0.552	11:47:25.016
6 -	31.334	20.447	51.781 (3)	83.98	0.232	11:48:16.797
7 -	32.173	20.361	52.534	82.77	0.985	11:49:09.331
8 -	31.510	20.340	51.850	83.86	0.301	11:50:01.181
9 -	31.298	20.367	51.665 (2)	84.16	0.116	11:50:52.846
10 -	31.239	20.310	51.549 (1)	84.35		11:51:44.395
11 -	33.768	20.904	54.672	79.53	3.123	11:52:39.067

P8 800 U		Morgan CREASEY		Suzuki GSXR 1000 K7 - Warics Ltd		
IDEAL LAP TIME : 51.938		BEST LAP TIME : 51.938		DIFFERENCE : 0.000		
LAP	SECTOR 1	SECTOR 2	LAP TIME	MPH	DIFF	TIME OF DAY
1 -		21.504	1:00.676	71.66	8.738	11:43:56.237
2 -	32.710	20.952	53.662	81.03	1.724	11:44:49.899
3 -	32.216	20.820	53.036	81.99	1.098	11:45:42.935
4 -	31.788	20.463	52.251	83.22	0.313	11:46:35.186
5 -	31.524	20.414	51.938 (1)	83.72		11:47:27.124
6 -	31.556	20.568	52.124 (2)	83.42	0.186	11:48:19.248
7 -	31.528	20.829	52.357	83.05	0.419	11:49:11.605
8 -	31.670	20.575	52.245 (3)	83.23	0.307	11:50:03.850
9 -	31.703	20.655	52.358	83.05	0.420	11:50:56.208
10 -	31.958	20.502	52.460	82.89	0.522	11:51:48.668
11 -	31.847	20.813	52.660	82.57	0.722	11:52:41.328

BMCRC - MRO Championships 2023 - Rnd 1 @ Brands Hatch Indy

BMCRC Thunderbike Extreme & Ultra

RACE 6 - SECTOR ANALYSIS



SECTOR 1 = FL to I1, SECTOR 2 = I1 to FL, DIFF = Difference To Personal Best Lap, P = Crossed Finish Line in Pit Lane, D = Time Disallowed

P9		8 U		Dave SAUNDERS		Suzuki GSXR1000 - Mum/Dad/JW MOT/Parks Utility	
IDEAL LAP TIME : 51.164		BEST LAP TIME : 51.464		DIFFERENCE : 0.300			
LAP	SECTOR 1	SECTOR 2	LAP TIME	MPH	DIFF	TIME OF DAY	
1 -		21.654	1:01.619	70.57	10.155	11:43:57.180	
2 -	32.878	20.847	53.725	80.94	2.261	11:44:50.905	
3 -	32.119	21.001	53.120	81.86	1.656	11:45:44.025	
4 -	31.173	20.291	51.464 (1)	84.49		11:46:35.489	
5 -	31.492	20.315	51.807 (2)	83.93	0.343	11:47:27.296	
6 -	31.620	20.528	52.148	83.38	0.684	11:48:19.444	
7 -	30.873	21.091	51.964 (3)	83.68	0.500	11:49:11.408	
8 -	31.499	21.020	52.519	82.80	1.055	11:50:03.927	
9 -	31.703	20.964	52.667	82.56	1.203	11:50:56.594	
10 -	31.963	20.698	52.661	82.57	1.197	11:51:49.255	
11 -	31.577	20.653	52.230	83.25	0.766	11:52:41.485	

P10		7 U		Seb JENKINS		Suzuki GSX-R 1000 - Long hours and hard graft	
IDEAL LAP TIME : 51.978		BEST LAP TIME : 52.290		DIFFERENCE : 0.312			
LAP	SECTOR 1	SECTOR 2	LAP TIME	MPH	DIFF	TIME OF DAY	
1 -		21.831	1:01.040	71.24	8.750	11:43:56.601	
2 -	32.650	20.986	53.636	81.07	1.346	11:44:50.237	
3 -	32.562	21.098	53.660	81.03	1.370	11:45:43.897	
4 -	32.290	20.886	53.176	81.77	0.886	11:46:37.073	
5 -	32.211	20.771	52.982	82.07	0.692	11:47:30.055	
6 -	32.290	21.114	53.404	81.42	1.114	11:48:23.459	
7 -	32.437	20.622	53.059	81.95	0.769	11:49:16.518	
8 -	32.129	21.362	53.491	81.29	1.201	11:50:10.009	
9 -	32.208	20.718	52.926 (3)	82.16	0.636	11:51:02.935	
10 -	31.356	20.934	52.290 (1)	83.16		11:51:55.225	
11 -	31.777	20.901	52.678 (2)	82.55	0.388	11:52:47.903	

P11		117 E		Raymond STAGG		Suzuki GSXR 750 -	
IDEAL LAP TIME : 52.060		BEST LAP TIME : 52.559		DIFFERENCE : 0.499			
LAP	SECTOR 1	SECTOR 2	LAP TIME	MPH	DIFF	TIME OF DAY	
1 -		21.498	1:02.597	69.46	10.038	11:43:58.158	
2 -	32.874	21.107	53.981	80.55	1.422	11:44:52.139	
3 -	31.982	20.717	52.699 (3)	82.51	0.140	11:45:44.838	
4 -	32.242	21.026	53.268	81.63	0.709	11:46:38.106	
5 -	32.032	20.527	52.559 (1)	82.73		11:47:30.665	
6 -	32.184	20.846	53.030	82.00	0.471	11:48:23.695	
7 -	33.189	20.477	53.666	81.03	1.107	11:49:17.361	
8 -	31.583	21.613	53.196	81.74	0.637	11:50:10.557	
9 -	32.456	20.612	53.068	81.94	0.509	11:51:03.625	
10 -	31.623	20.949	52.572 (2)	82.71	0.013	11:51:56.197	
11 -	32.302	20.883	53.185	81.76	0.626	11:52:49.382	

P12		19 U		Tyler DONOVAN		Kawasaki ZX10R - Tinder Corp	
IDEAL LAP TIME : 52.398		BEST LAP TIME : 52.905		DIFFERENCE : 0.507			
LAP	SECTOR 1	SECTOR 2	LAP TIME	MPH	DIFF	TIME OF DAY	
1 -		21.122	1:00.031	72.43	7.126	11:43:55.592	
2 -	33.072	20.977	54.049	80.45	1.144	11:44:49.641	
3 -	32.987	21.028	54.015	80.50	1.110	11:45:43.656	
4 -	32.317	20.992	53.309	81.57	0.404	11:46:36.965	
5 -	32.176	20.729	52.905 (1)	82.19		11:47:29.870	
6 -	32.404	21.030	53.434	81.38	0.529	11:48:23.304	
7 -	32.283	20.710	52.993 (3)	82.05	0.088	11:49:16.297	
8 -	32.154	21.316	53.470	81.32	0.565	11:50:09.767	
9 -	32.844	20.528	53.372	81.47	0.467	11:51:03.139	
10 -	31.870	21.062	52.932 (2)	82.15	0.027	11:51:56.071	
11 -	32.473	21.079	53.552	81.20	0.647	11:52:49.623	

BMCRC - MRO Championships 2023 - Rnd 1 @ Brands Hatch Indy

BMCRC Thunderbike Extreme & Ultra

RACE 6 - SECTOR ANALYSIS



SECTOR 1 = FL to I1, SECTOR 2 = I1 to FL, DIFF = Difference To Personal Best Lap, P = Crossed Finish Line in Pit Lane, D = Time Disallowed

P13 45 U		Chad HASHMI		Suzuki GSXR1000 -		
IDEAL LAP TIME : 50.874		BEST LAP TIME : 50.996		DIFFERENCE : 0.122		
LAP	SECTOR 1	SECTOR 2	LAP TIME	MPH	DIFF	TIME OF DAY
1 -		23.554	1:10.362	61.80	19.366	11:44:05.923
2 -	32.589	21.993	54.582	79.67	3.586	11:45:00.505
3 -	31.805	21.163	52.968	82.09	1.972	11:45:53.473
4 -	32.055	20.763	52.818	82.33	1.822	11:46:46.291
5 -	31.516	20.683	52.199	83.30	1.203	11:47:38.490
6 -	31.438	21.076	52.514	82.80	1.518	11:48:31.004
7 -	31.135	20.506	51.641	84.20	0.645	11:49:22.645
8 -	30.656	20.340	50.996 (1)	85.27		11:50:13.641
9 -	31.321	20.218	51.539 (2)	84.37	0.543	11:51:05.180
10 -	31.204	20.358	51.562 (3)	84.33	0.566	11:51:56.742
11 -	32.080	21.398	53.478	81.31	2.482	11:52:50.220

P14 129 E		Derek CRIPPS		Yamaha R1 - Kelly Cripps - Team FBR		
IDEAL LAP TIME : 52.112		BEST LAP TIME : 52.112		DIFFERENCE : 0.000		
LAP	SECTOR 1	SECTOR 2	LAP TIME	MPH	DIFF	TIME OF DAY
1 -		21.687	1:02.149	69.97	10.037	11:43:57.710
2 -	32.915	21.353	54.268	80.13	2.156	11:44:51.978
3 -	32.443	21.265	53.708	80.96	1.596	11:45:45.686
4 -	31.708	20.907	52.615 (2)	82.64	0.503	11:46:38.301
5 -	32.348	20.941	53.289	81.60	1.177	11:47:31.590
6 -	32.037	20.855	52.892 (3)	82.21	0.780	11:48:24.482
7 -	32.432	20.934	53.366	81.48	1.254	11:49:17.848
8 -	31.531	21.617	53.148	81.82	1.036	11:50:10.996
9 -	32.261	21.026	53.287	81.60	1.175	11:51:04.283
10 -	31.268	20.844	52.112 (1)	83.44		11:51:56.395
11 -	32.973	21.117	54.090	80.39	1.978	11:52:50.485

P15 82 U		Matt HINNELLS		Yamaha R1 - BD Racing		
IDEAL LAP TIME : 52.629		BEST LAP TIME : 52.753		DIFFERENCE : 0.124		
LAP	SECTOR 1	SECTOR 2	LAP TIME	MPH	DIFF	TIME OF DAY
1 -		21.441	1:01.195	71.06	8.442	11:43:56.756
2 -	33.076	20.866	53.942	80.61	1.189	11:44:50.698
3 -	32.778	20.893	53.671	81.02	0.918	11:45:44.369
4 -	32.485	20.923	53.408	81.42	0.655	11:46:37.777
5 -	32.645	20.816	53.461	81.34	0.708	11:47:31.238
6 -	32.581	20.894	53.475	81.32	0.722	11:48:24.713
7 -	32.655	21.115	53.770	80.87	1.017	11:49:18.483
8 -	32.286	20.647	52.933 (2)	82.15	0.180	11:50:11.416
9 -	32.565	20.710	53.275	81.62	0.522	11:51:04.691
10 -	32.486	20.766	53.252 (3)	81.66	0.499	11:51:57.943
11 -	31.982	20.771	52.753 (1)	82.43		11:52:50.696

P16 118 E		Darren CORKETT		Suzuki GSXR 600 - Jackson & Phillips		
IDEAL LAP TIME : 52.898		BEST LAP TIME : 52.948		DIFFERENCE : 0.050		
LAP	SECTOR 1	SECTOR 2	LAP TIME	MPH	DIFF	TIME OF DAY
1 -		22.001	1:03.257	68.74	10.309	11:43:58.818
2 -	33.330	21.357	54.687	79.51	1.739	11:44:53.505
3 -	32.629	21.530	54.159	80.29	1.211	11:45:47.664
4 -	32.535	21.440	53.975	80.56	1.027	11:46:41.639
5 -	32.743	21.415	54.158	80.29	1.210	11:47:35.797
6 -	32.367	21.425	53.792	80.84	0.844	11:48:29.589
7 -	32.901	21.630	54.531	79.74	1.583	11:49:24.120
8 -	32.241	21.086	53.327	81.54	0.379	11:50:17.447
9 -	32.021	21.220	53.241 (3)	81.67	0.293	11:51:10.688
10 -	31.968	21.061	53.029 (2)	82.00	0.081	11:52:03.717
11 -	31.837	21.111	52.948 (1)	82.12		11:52:56.665

BMCRC - MRO Championships 2023 - Rnd 1 @ Brands Hatch Indy

BMCRC Thunderbike Extreme & Ultra

RACE 6 - SECTOR ANALYSIS



SECTOR 1 = FL to I1, SECTOR 2 = I1 to FL, DIFF = Difference To Personal Best Lap, P = Crossed Finish Line in Pit Lane, D = Time Disallowed

P17 52 E Barry MANTELL		Honda 929 FIREBLADE - Swedish car connection				
IDEAL LAP TIME : 53.384		BEST LAP TIME : 53.432		DIFFERENCE : 0.048		
LAP	SECTOR 1	SECTOR 2	LAP TIME	MPH	DIFF	TIME OF DAY
1 -		21.955	1:02.835	69.20	9.403	11:43:58.396
2 -	33.012	21.475	54.487	79.80	1.055	11:44:52.883
3 -	32.752	21.758	54.510	79.77	1.078	11:45:47.393
4 -	32.373	21.672	54.045	80.46	0.613	11:46:41.438
5 -	32.260	21.660	53.920 (3)	80.64	0.488	11:47:35.358
6 -	32.509	21.490	53.999	80.53	0.567	11:48:29.357
7 -	32.809	21.763	54.572	79.68	1.140	11:49:23.929
8 -	32.568	21.779	54.347	80.01	0.915	11:50:18.276
9 -	32.156	21.392	53.548 (2)	81.20	0.116	11:51:11.824
10 -	32.877	21.430	54.307	80.07	0.875	11:52:06.131
11 -	31.992	21.440	53.432 (1)	81.38		11:52:59.563

P18 6 E Andrew FIRTH		Yamaha YZF-R1 - LTRmotorcycles.co.uk / Palmer Race Skool /				
IDEAL LAP TIME : 53.259		BEST LAP TIME : 53.605		DIFFERENCE : 0.346		
LAP	SECTOR 1	SECTOR 2	LAP TIME	MPH	DIFF	TIME OF DAY
1 -		21.881	1:03.437	68.54	9.832	11:43:58.998
2 -	33.500	21.876	55.376	78.52	1.771	11:44:54.374
3 -	32.661	21.493	54.154	80.30	0.549	11:45:48.528
4 -	32.305	21.379	53.684 (3)	81.00	0.079	11:46:42.212
5 -	33.069	21.511	54.580	79.67	0.975	11:47:36.792
6 -	32.743	21.360	54.103	80.37	0.498	11:48:30.895
7 -	32.449	21.170	53.619 (2)	81.10	0.014	11:49:24.514
8 -	32.542	21.340	53.882	80.70	0.277	11:50:18.396
9 -	32.998	20.954	53.952	80.60	0.347	11:51:12.348
10 -	34.130	21.243	55.373	78.53	1.768	11:52:07.721
11 -	32.436	21.169	53.605 (1)	81.12		11:53:01.326

P19 80 U Mark OVEL		Yamaha R1 - I NEED A SPONSOR				
IDEAL LAP TIME : 53.583		BEST LAP TIME : 53.678		DIFFERENCE : 0.095		
LAP	SECTOR 1	SECTOR 2	LAP TIME	MPH	DIFF	TIME OF DAY
1 -		21.913	1:03.879	68.07	10.201	11:43:59.440
2 -	33.353	21.677	55.030	79.02	1.352	11:44:54.470
3 -	33.085	21.281	54.366	79.98	0.688	11:45:48.836
4 -	32.590	21.088	53.678 (1)	81.01		11:46:42.514
5 -	33.049	21.332	54.381	79.96	0.703	11:47:36.895
6 -	32.982	21.448	54.430	79.89	0.752	11:48:31.325
7 -	32.557	21.140	53.697 (2)	80.98	0.019	11:49:25.022
8 -	32.621	21.542	54.163	80.28	0.485	11:50:19.185
9 -	32.617	21.096	53.713 (3)	80.95	0.035	11:51:12.898
10 -	33.839	21.140	54.979	79.09	1.301	11:52:07.877
11 -	32.495	21.268	53.763	80.88	0.085	11:53:01.640

P20 23 U Justin ROSE		Yamaha R1 -				
IDEAL LAP TIME : 53.358		BEST LAP TIME : 53.567		DIFFERENCE : 0.209		
LAP	SECTOR 1	SECTOR 2	LAP TIME	MPH	DIFF	TIME OF DAY
1 -		22.587	1:05.778	66.11	12.211	11:44:01.339
2 -	34.622	21.870	56.492	76.97	2.925	11:44:57.831
3 -	33.535	21.582	55.117	78.89	1.550	11:45:52.948
4 -	33.712	21.603	55.315	78.61	1.748	11:46:48.263
5 -	33.344	21.272	54.616	79.62	1.049	11:47:42.879
6 -	33.301	21.075	54.376	79.97	0.809	11:48:37.255
7 -	32.911	21.177	54.088	80.39	0.521	11:49:31.343
8 -	32.817	21.174	53.991 (3)	80.54	0.424	11:50:25.334
9 -	32.562	21.005	53.567 (1)	81.18		11:51:18.901
10 -	32.494	21.819	54.313	80.06	0.746	11:52:13.214
11 -	33.090	20.864	53.954 (2)	80.59	0.387	11:53:07.168

BMCRC - MRO Championships 2023 - Rnd 1 @ Brands Hatch Indy

BMCRC Thunderbike Extreme & Ultra

RACE 6 - SECTOR ANALYSIS



SECTOR 1 = FL to I1, SECTOR 2 = I1 to FL, DIFF = Difference To Personal Best Lap, P = Crossed Finish Line in Pit Lane, D = Time Disallowed

P21 21 U		Danny BRENNAN		Suzuki GSXR 1000 -		
IDEAL LAP TIME : 53.505		BEST LAP TIME : 53.663		DIFFERENCE : 0.158		
LAP	SECTOR 1	SECTOR 2	LAP TIME	MPH	DIFF	TIME OF DAY
1 -		23.037	1:06.363	65.52	12.700	11:44:01.924
2 -	34.205	22.040	56.245	77.31	2.582	11:44:58.169
3 -	33.441	21.770	55.211	78.76	1.548	11:45:53.380
4 -	33.497	21.563	55.060	78.97	1.397	11:46:48.440
5 -	33.428	21.536	54.964	79.11	1.301	11:47:43.404
6 -	33.082	21.042	54.124	80.34	0.461	11:48:37.528
7 -	32.971	21.094	54.065	80.43	0.402	11:49:31.593
8 -	32.912	21.045	53.957 (3)	80.59	0.294	11:50:25.550
9 -	32.886	20.777	53.663 (1)	81.03		11:51:19.213
10 -	32.932	21.261	54.193	80.24	0.530	11:52:13.406
11 -	33.314	20.619	53.933 (2)	80.62	0.270	11:53:07.339

P22 96 U		Pete SCOTT		Suzuki GSXR1000K5 - South Hill MOT Centre		
IDEAL LAP TIME : 53.631		BEST LAP TIME : 53.854		DIFFERENCE : 0.223		
LAP	SECTOR 1	SECTOR 2	LAP TIME	MPH	DIFF	TIME OF DAY
1 -		22.487	1:04.475	67.44	10.621	11:44:00.036
2 -	33.986	21.964	55.950	77.72	2.096	11:44:55.986
3 -	33.701	21.388	55.089	78.93	1.235	11:45:51.075
4 -	33.320	21.807	55.127	78.88	1.273	11:46:46.202
5 -	33.662	21.565	55.227	78.74	1.373	11:47:41.429
6 -	33.449	21.464	54.913	79.19	1.059	11:48:36.342
7 -	32.910	21.438	54.348	80.01	0.494	11:49:30.690
8 -	32.829	21.234	54.063 (2)	80.43	0.209	11:50:24.753
9 -	32.880	20.974	53.854 (1)	80.74		11:51:18.607
10 -	32.657	21.580	54.237 (3)	80.17	0.383	11:52:12.844
11 -	35.005	21.069	56.074	77.55	2.220	11:53:08.918

P23 40 U		Malcolm BATE		Suzuki GSXR1000 - Hartjaj		
IDEAL LAP TIME : 53.699		BEST LAP TIME : 53.764		DIFFERENCE : 0.065		
LAP	SECTOR 1	SECTOR 2	LAP TIME	MPH	DIFF	TIME OF DAY
1 -		22.698	1:06.506	65.38	12.742	11:44:02.067
2 -	34.482	21.777	56.259	77.29	2.495	11:44:58.326
3 -	33.768	21.405	55.173	78.81	1.409	11:45:53.499
4 -	33.638	21.455	55.093	78.93	1.329	11:46:48.592
5 -	33.420	21.725	55.145	78.85	1.381	11:47:43.737
6 -	32.984	21.319	54.303	80.08	0.539	11:48:38.040
7 -	32.710	21.185	53.895 (2)	80.68	0.131	11:49:31.935
8 -	33.004	21.130	54.134 (3)	80.33	0.370	11:50:26.069
9 -	32.634	21.130	53.764 (1)	80.88		11:51:19.833
10 -	33.206	22.139	55.345	78.57	1.581	11:52:15.178
11 -	33.226	21.065	54.291	80.09	0.527	11:53:09.469

P24 24 U		Mark REYNOLDS		Yamaha R1 4C8 -		
IDEAL LAP TIME : 55.063		BEST LAP TIME : 55.347		DIFFERENCE : 0.284		
LAP	SECTOR 1	SECTOR 2	LAP TIME	MPH	DIFF	TIME OF DAY
1 -		22.820	1:07.017	64.88	11.670	11:44:02.578
2 -	35.371	22.917	58.288	74.60	2.941	11:45:00.866
3 -	34.900	22.614	57.514	75.60	2.167	11:45:58.380
4 -	34.003	22.337	56.340	77.18	0.993	11:46:54.720
5 -	33.917	22.005	55.922	77.76	0.575	11:47:50.642
6 -	33.531	21.816	55.347 (1)	78.56		11:48:45.989
7 -	34.140	21.622	55.762	77.98	0.415	11:49:41.751
8 -	33.756	21.965	55.721 (3)	78.04	0.374	11:50:37.472
9 -	33.768	22.011	55.779	77.96	0.432	11:51:33.251
10 -	33.441	22.025	55.466 (2)	78.40	0.119	11:52:28.717

BMCRC - MRO Championships 2023 - Rnd 1 @ Brands Hatch Indy

BMCRC Thunderbike Extreme & Ultra

RACE 6 - SECTOR ANALYSIS



SECTOR 1 = FL to I1, SECTOR 2 = I1 to FL, DIFF = Difference To Personal Best Lap, P = Crossed Finish Line in Pit Lane, D = Time Disallowed

P25 84 E		Ricardo BRANCO		Yamaha R6 - IMP Racing		
IDEAL LAP TIME : 56.401		BEST LAP TIME : 56.401		DIFFERENCE : 0.000		
LAP	SECTOR 1	SECTOR 2	LAP TIME	MPH	DIFF	TIME OF DAY
1 -		23.059	1:06.054	65.83	9.653	11:44:01.615
2 -	36.063	22.725	58.788	73.97	2.387	11:45:00.403
3 -	35.206	22.913	58.119	74.82	1.718	11:45:58.522
4 -	35.136	22.580	57.716	75.34	1.315	11:46:56.238
5 -	35.196	22.680	57.876	75.13	1.475	11:47:54.114
6 -	35.093	22.660	57.753	75.29	1.352	11:48:51.867
7 -	34.964	22.455	57.419	75.73	1.018	11:49:49.286
8 -	34.724	22.374	57.098 (3)	76.16	0.697	11:50:46.384
9 -	34.314	22.413	56.727 (2)	76.65	0.326	11:51:43.111
10 -	34.251	22.150	56.401 (1)	77.10		11:52:39.512

P26 75 E		Stewart MAY		Honda CBR600F3 - Mucking fagic		
IDEAL LAP TIME : 56.230		BEST LAP TIME : 56.483		DIFFERENCE : 0.253		
LAP	SECTOR 1	SECTOR 2	LAP TIME	MPH	DIFF	TIME OF DAY
1 -		23.045	1:06.950	64.95	10.467	11:44:02.511
2 -	35.929	23.162	59.091	73.59	2.608	11:45:01.602
3 -	34.573	23.053	57.626	75.46	1.143	11:45:59.228
4 -	35.996	22.964	58.960	73.75	2.477	11:46:58.188
5 -	34.644	22.524	57.168	76.06	0.685	11:47:55.356
6 -	34.791	22.270	57.061 (3)	76.20	0.578	11:48:52.417
7 -	34.828	22.848	57.676	75.39	1.193	11:49:50.093
8 -	34.765	22.378	57.143	76.10	0.660	11:50:47.236
9 -	33.963	22.691	56.654 (2)	76.75	0.171	11:51:43.890
10 -	34.216	22.267	56.483 (1)	76.98		11:52:40.373

P27 212 E		Martin BRADER		Aprilia RSVR - Infinity PM		
IDEAL LAP TIME : 58.782		BEST LAP TIME : 59.307		DIFFERENCE : 0.525		
LAP	SECTOR 1	SECTOR 2	LAP TIME	MPH	DIFF	TIME OF DAY
1 -		24.343	1:11.269	61.01	11.962	11:44:06.830
2 -	37.910	24.237	1:02.147	69.97	2.840	11:45:08.977
3 -	37.978	23.771	1:01.749	70.42	2.442	11:46:10.726
4 -	37.709	23.536	1:01.245	71.00	1.938	11:47:11.971
5 -	37.250	23.387	1:00.637	71.71	1.330	11:48:12.608
6 -	36.542	22.917	59.459 (3)	73.13	0.152	11:49:12.067
7 -	35.865	23.442	59.307 (1)	73.32		11:50:11.374
8 -	36.758	23.214	59.972	72.51	0.665	11:51:11.346
9 -	37.720	23.174	1:00.894	71.41	1.587	11:52:12.240
10 -	36.320	23.046	59.366 (2)	73.25	0.059	11:53:11.606

P28 65 U		Ian SOILLEUX		Honda Firebalde -		
IDEAL LAP TIME : 59.209		BEST LAP TIME : 59.268		DIFFERENCE : 0.059		
LAP	SECTOR 1	SECTOR 2	LAP TIME	MPH	DIFF	TIME OF DAY
1 -		24.140	1:11.622	60.71	12.354	11:44:07.183
2 -	36.489	23.119	59.608 (3)	72.95	0.340	11:45:06.791
3 -	36.090	23.178	59.268 (1)	73.37		11:46:06.059
4 -	36.090	23.340	59.430 (2)	73.17	0.162	11:47:05.489
5 -	36.373	23.879	1:00.252	72.17	0.984	11:48:05.741
6 -	36.851	23.374	1:00.225	72.20	0.957	11:49:05.966
7 -	37.194	23.959	1:01.153	71.11	1.885	11:50:07.119
8 -	38.837	24.599	1:03.436	68.55	4.168	11:51:10.555
9 -	39.525	25.197	1:04.722	67.18	5.454	11:52:15.277
10 -	39.300	26.432	1:05.732	66.15	6.464	11:53:21.009

BMCRC - MRO Championships 2023 - Rnd 1 @ Brands Hatch Indy

BMCRC Thunderbike Extreme & Ultra

RACE 6 - BEST SECTORS

SECTOR 1			SECTOR 2			IDEAL / BEST COMPARISON						
POS	NO	NAME	TIME	NO	NAME	TIME	POS	NO	NAME	IDEAL	BEST	DIFF
									PERFECT LAP	50.069		
1	78	THOMAS	30.194	102	FEARN	19.875	1	5	KILLWORTH	50.125	50.146	0.021
2	5	KILLWORTH	30.211	5	KILLWORTH	19.914	2	78	THOMAS	50.192	50.285	0.093
3	102	FEARN	30.416	20	SWYER	19.929	3	102	FEARN	50.291	50.291	0.000
4	20	SWYER	30.491	78	THOMAS	19.998	4	20	SWYER	50.420	50.420	0.000
5	45	HASHMI	30.656	45	HASHMI	20.218	5	45	HASHMI	50.874	50.996	0.122
6	8	SAUNDERS	30.873	8	SAUNDERS	20.291	6	8	SAUNDERS	51.164	51.464	0.300
7	63	WREN	30.904	29	DINSMORE	20.310	7	63	WREN	51.287	51.632	0.345
8	169	SMITH	30.912	63	WREN	20.383	8	169	SMITH	51.414	51.734	0.320
9	29	DINSMORE	31.239	800	CREASEY	20.414	9	29	DINSMORE	51.549	51.549	0.000
10	129	CRIPPS	31.268	117	STAGG	20.477	10	800	CREASEY	51.938	51.938	0.000
11	7	JENKINS	31.356	169	SMITH	20.502	11	7	JENKINS	51.978	52.290	0.312
12	800	CREASEY	31.524	19	DONOVAN	20.528	12	117	STAGG	52.060	52.559	0.499
13	117	STAGG	31.583	21	BRENNAN	20.619	13	129	CRIPPS	52.112	52.112	0.000
14	118	CORKETT	31.837	7	JENKINS	20.622	14	19	DONOVAN	52.398	52.905	0.507
15	19	DONOVAN	31.870	82	HINNELLS	20.647	15	82	HINNELLS	52.629	52.753	0.124
16	82	HINNELLS	31.982	129	CRIPPS	20.844	16	118	CORKETT	52.898	52.948	0.050
17	52	MANTELL	31.992	23	ROSE	20.864	17	6	FIRTH	53.259	53.605	0.346
18	6	FIRTH	32.305	6	FIRTH	20.954	18	23	ROSE	53.358	53.567	0.209
19	23	ROSE	32.494	96	SCOTT	20.974	19	52	MANTELL	53.384	53.432	0.048
20	80	OVEL	32.495	118	CORKETT	21.061	20	21	BRENNAN	53.505	53.663	0.158
21	40	BATE	32.634	40	BATE	21.065	21	80	OVEL	53.583	53.678	0.095
22	96	SCOTT	32.657	80	OVEL	21.088	22	96	SCOTT	53.631	53.854	0.223
23	21	BRENNAN	32.886	52	MANTELL	21.392	23	40	BATE	53.699	53.764	0.065
24	24	REYNOLDS	33.441	24	REYNOLDS	21.622	24	24	REYNOLDS	55.063	55.347	0.284
25	75	MAY	33.963	84	BRANCO	22.150	25	75	MAY	56.230	56.483	0.253
26	84	BRANCO	34.251	75	MAY	22.267	26	84	BRANCO	56.401	56.401	0.000
27	212	BRADER	35.865	212	BRADER	22.917	27	212	BRADER	58.782	59.307	0.525
28	65	SOILLEUX	36.090	65	SOILLEUX	23.119	28	65	SOILLEUX	59.209	59.268	0.059

BMCRC - MRO Championships 2023 - Rnd 1 @ Brands Hatch Indy

BMCRC Thunderbike Extreme & Ultra

RACE 6 - STATISTICS

Competitors Started 28
Planned Start 2023-03-12 @ 12:00:00.000
Actual Start 2023-03-12 @ 11:42:55.560
Finish Time 2023-03-12 @ 11:52:21.889
Track Length 1.2079mi.
Total Laps 303
Total Distance Covered 366.0075mi.

Session Fastest Lap History

NO	CL	NAME	LAP TIME	TIME OF DAY	LAP	VEHICLE
5	U	Stacey KILLWORTH	51.385	11:44:43.373	2	Suzuki GSXR 1000
78	U	Jamie THOMAS	50.550	11:44:43.842	2	Suzuki GSXR 1000
78	U	Jamie THOMAS	50.285	11:47:15.639	5	Suzuki GSXR 1000
5	U	Stacey KILLWORTH	50.186	11:47:15.801	5	Suzuki GSXR 1000
5	U	Stacey KILLWORTH	50.146	11:52:21.903	11	Suzuki GSXR 1000

Session Leader History

NO	CL	NAME	FROM LAP	LAPS LED	DISTANCE	VEHICLE
5	U	Stacey KILLWORTH	1	3	3.62 miles	Suzuki GSXR 1000
78	U	Jamie THOMAS	4	4	4.83 miles	Suzuki GSXR 1000
5	U	Stacey KILLWORTH	8	1	1.20 miles	Suzuki GSXR 1000
78	U	Jamie THOMAS	9	2	2.41 miles	Suzuki GSXR 1000
5	U	Stacey KILLWORTH	11	1	1.20 miles	Suzuki GSXR 1000

Flag History

TYPE	TIME OF DAY
GREEN	11:42:55.560
FINISH	11:52:21.889

Flag Statistics

TYPE	COUNT	TOTAL LAPS	TOTAL TIME
Green	1	11	10:29.802
Red	0	0	0.000
Safety Car	0	0	0.000
FCY	0	0	0.000

BMCRC - MRO Championships 2023 - Rnd 1 @ Brands Hatch Indy

BMCRC Thunderbike Extreme & Ultra

RACE 6 - STATISTICS

CLASS : U

20 Starters

Fastest Lap History

NO	NAME	LAP TIME	TIME OF DAY	LAP	VEHICLE
5	Stacey KILLWORTH	51.385	11:44:43.373	2	Suzuki GSXR 1000
78	Jamie THOMAS	50.550	11:44:43.842	2	Suzuki GSXR 1000
78	Jamie THOMAS	50.285	11:47:15.639	5	Suzuki GSXR 1000
5	Stacey KILLWORTH	50.186	11:47:15.801	5	Suzuki GSXR 1000
5	Stacey KILLWORTH	50.146	11:52:21.903	11	Suzuki GSXR 1000

Leader History

NO	NAME	FROM LAP	LAPS LED	DISTANCE	VEHICLE
5	Stacey KILLWORTH	1	3	3.62 miles	Suzuki GSXR 1000
78	Jamie THOMAS	4	4	4.83 miles	Suzuki GSXR 1000
5	Stacey KILLWORTH	8	1	1.20 miles	Suzuki GSXR 1000
78	Jamie THOMAS	9	2	2.41 miles	Suzuki GSXR 1000
5	Stacey KILLWORTH	11	1	1.20 miles	Suzuki GSXR 1000

BMCRC - MRO Championships 2023 - Rnd 1 @ Brands Hatch Indy

BMCRC Thunderbike Extreme & Ultra

RACE 6 - STATISTICS

CLASS : E

8 Starters

Fastest Lap History

NO	NAME	LAP TIME	TIME OF DAY	LAP	VEHICLE
129	Derek CRIPPS	54.268	11:44:51.990	2	Yamaha R1
117	Raymond STAGG	53.981	11:44:52.171	2	Suzuki GSXR 750
117	Raymond STAGG	52.699	11:45:44.871	3	Suzuki GSXR 750
129	Derek CRIPPS	52.615	11:46:38.313	4	Yamaha R1
117	Raymond STAGG	52.559	11:47:30.697	5	Suzuki GSXR 750
129	Derek CRIPPS	52.112	11:51:56.408	10	Yamaha R1

Leader History

NO	NAME	FROM LAP	LAPS LED	DISTANCE	VEHICLE
129	Derek CRIPPS	1	2	2.41 miles	Yamaha R1
117	Raymond STAGG	3	9	10.87 miles	Suzuki GSXR 750

BMCRC - MRO Championships 2023 - Rnd 1 @ Brands Hatch Indy

BMCRC Thunderbike Extreme & Ultra

RACE 17 - GRID (11 Laps)



ROW 12				34	211 Ben HYLAND		
ROW 11		33	38 Andrew Finlay HOWE	32	18 Stuart ALBON	31	9 Shaun HENNESSY
ROW 10	30	12 Alex PENRICE	29	36 Alan MORGAN	28	212 Martin BRADER	59.307
ROW 9			59.268	27	65 Ian SOILLEUX	26	56.483
					75 Stewart MAY	25	56.401
ROW 8						84 Ricardo BRANCO	
	24	24 Mark REYNOLDS	55.347	23	96 Pete SCOTT	22	53.764
ROW 7						40 Malcolm BATE	
			53.678	21	80 Mark OVEL	20	53.663
ROW 6						21 Danny BRENNAN	53.605
						6 Andrew FIRTH	
ROW 5	18	23 Justin ROSE	53.567	17	52 Barry MANTELL	16	52.948
						118 Darren CORKETT	
ROW 4			52.905	15	19 Tyler DONOVAN	14	52.753
						82 Matt HINNELLS	52.559
ROW 3						13	117 Raymond STAGG
	12	7 Seb JENKINS	52.290	11	129 Derek CRIPPS	10	51.938
ROW 2						800 Morgan CREASEY	
			51.734	9	169 Cory SMITH	8	51.632
ROW 1						63 Matthew WREN	51.549
						29 Cecil DINSMORE	
	6	8 Dave SAUNDERS	51.464	5	45 Chad HASHMI	4	50.420
						20 Connor SWYER	
			50.291	3	102 James FEARN	2	50.285
						78 Jamie THOMAS	50.146
						1	5
							Stacey KILLWORTH
							Pole

Brands Hatch Indy: 1.2079 miles

These results are provisional until the conclusion of any judicial and technical matters.

Clerk Of Course :	Stewards :	Timekeeper : <i>Craig Smith</i>
-------------------	------------	------------------------------------

Results can be found at www.tsl-timing.com

Printed - 11:57 Sunday, 12 March 2023



BMCRC - MRO Championships 2023 - Rnd 1 @ Brands Hatch Indy

BMCRC Thunderbike Extreme & Ultra

RACE 17 - CLASSIFICATION



POS	NO	CL	PIC NAME	ENTRY	LAPS	TIME	GAP	DIFF	MPH	BEST	ON
1	5	U	1 Stacey KILLWORTH	Suzuki GSXR 1000 - Greenplant/Everns	11	9:24.018			84.81	49.471	5
2	78	U	2 Jamie THOMAS	Suzuki GSXR 1000 - Team RubyRacing	11	9:27.257	3.239	3.239	84.32	50.486	4
3	29	U	3 Cecil DINSMORE	Suzuki GSXR 1000 - KnC Motorsport	11	9:28.644	4.626	1.387	84.12	50.555	10
4	102	U	4 James FEARN	Suzuki GSXR1000 - Mark Wilby plumbing	11	9:29.383	5.365	0.739	84.01	50.509	11
5	45	U	5 Chad HASHMI	Suzuki GSXR1000 -	11	9:33.233	9.215	3.850	83.44	49.837	4
6	800	U	6 Morgan CREASEY	Suzuki GSXR 1000 K7 - Warics Ltd	11	9:36.982	12.964	3.749	82.90	51.475	4
7	63	U	7 Matthew WREN	Suzuki GSXR - TBR performance	11	9:37.166	13.148	0.184	82.87	51.254	5
8	7	U	8 Seb JENKINS	Suzuki GSX-R 1000 - Long hours and hard graft	11	9:38.434	14.416	1.268	82.69	51.340	11
9	20*	U	9 Connor SWYER	SUZUKI GSXR 1000 K6 - WSC Performance & Illeithy	11	9:39.019	15.001	0.585	82.61	50.436	11
10	19	U	10 Tyler DONOVAN	Kawasaki ZX10R - Tinder Corp	11	9:50.165	26.147	11.146	81.05	52.181	9
11	82	U	11 Matt HINNELLS	Yamaha R1 - BD Racing	11	9:50.495	26.477	0.330	81.00	52.335	9
12	8	U	12 Dave SAUNDERS	Suzuki GSXR1000 - Mum/Dad/JW MOT/Parks Utiliti	11	9:50.883	26.865	0.388	80.95	52.074	11
13	117	E	1 Raymond STAGG	Suzuki GSXR 750 -	11	9:51.738	27.720	0.855	80.83	52.218	7
14	129	E	2 Derek CRIPPS	Yamaha R1 - Kelly Cripps - Team FBR	11	9:54.803	30.785	3.065	80.42	52.704	8
15	6	E	3 Andrew FIRTH	Yamaha YZF-R1 - LTRmotorcycles.co.uk / Palmer	11	9:59.561	35.543	4.758	79.78	53.215	3
16	118	E	4 Darren CORKETT	Suzuki GSXR 600 - Jackson & Phillips	11	9:59.702	35.684	0.141	79.76	53.092	8
17	80	U	13 Mark OVEL	Yamaha R1 - I NEED A SPONSOR	11	10:02.387	38.369	2.685	79.40	52.530	11
18	23	U	14 Justin ROSE	Yamaha R1 -	11	10:08.214	44.196	5.827	78.64	53.764	11
19	21	U	15 Danny BRENNAN	Suzuki GSXR 1000 -	11	10:08.522	44.504	0.308	78.60	53.635	3
20	96	U	16 Pete SCOTT	Suzuki GSXR1000K5 - South Hill MOT Centre	11	10:09.518	45.500	0.996	78.47	53.772	10
21	40	U	17 Malcolm BATE	Suzuki GSXR1000 - Hartjay	11	10:11.623	47.605	2.105	78.20	53.047	3
22	212	E	5 Martin BRADER	Aprilia RSVR - Infinity PM	10	10:12.289	1 Lap	1 Lap	71.02	59.395	8

NOT CLASSIFIED

DNF	169	U	Cory SMITH	Suzuki K1 1000 -	5	4:34.143	6 Laps	5 Laps	79.31	52.748	3
DNF	75	E	Stewart MAY	Honda CBR600F3 - Mucking fagic	0						
DQ	52	E	Barry MANTELL	Honda 929 FIREBLADE - Swedish car connection							

FASTEST LAP

	5	U	Stacey KILLWORTH	Suzuki GSXR 1000 - Greenplant/Everns	5	49.471			87.90 mph	141.46 kph	
	117	E	Raymond STAGG	Suzuki GSXR 750 -	7	52.218			83.27 mph	134.02 kph	

* No. 20 - 10 second penalty - jump start

No. 52 - Disqualified for failing post race technical inspection

Class U - 92.5% of Race Speed = 78.44 mph

Class E - 92.5% of Race Speed = 74.76 mph

Weather / Track : Cloudy / Dry

These results are provisional until the conclusion of any judicial and technical matters.

Race Distance: 11 Laps / 13.28 miles

Brands Hatch Indy: 1.2079 miles

Date: 12/03/2023 Start: 15:17 Finish: 15:26

Clerk Of Course :	Stewards :	Timekeeper : <i>Craig Smith</i>
-------------------	------------	------------------------------------

Results can be found at www.tsl-timing.com

Printed - 15:37 Sunday, 12 March 2023



BMCRC - MRO Championships 2023 - Rnd 1 @ Brands Hatch Indy

BMCRC Thunderbike Extreme & Ultra

RACE 17 - LAP CHART

LAP 1 @ 15:18:00.036

NO	BEHIND	LAP TIME
5		56.340
45	0.414	56.754
102	0.759	57.099
78	1.062	57.402
63	1.189	57.529
20	1.387	57.727
29	1.502	57.842
7	1.669	58.009
800	2.089	58.429
19	3.056	59.396
82	4.124	1:00.464
8	4.350	1:00.690
169	4.539	1:00.879
129	4.876	1:01.216
52	5.310	1:01.650
6	5.539	1:01.879
23	6.077	1:02.417
117	6.443	1:02.783
118	6.554	1:02.894
40	6.768	1:03.108
21	7.745	1:04.085
96	8.670	1:05.010
80	8.709	1:05.049
212	12.115	1:08.455

LAP 2 @ 15:18:50.261

NO	BEHIND	LAP TIME
5		50.225
45	0.513	50.324
78	1.340	50.503
102	2.398	51.864
20	2.580	51.418
29	2.902	51.625
63	3.073	52.109
7	3.483	52.039
800	3.691	51.827
19	6.679	53.848
82	7.210	53.311
8	7.746	53.621
169	8.065	53.751
129	8.320	53.669
52	8.967	53.882
6	9.346	54.032
118	10.472	54.143
23	10.873	55.021
117	11.089	54.871
40	11.448	54.905
21	11.669	54.149
80	12.212	53.728
96	14.236	55.791
212	23.932	1:02.042

LAP 3 @ 15:19:40.176

NO	BEHIND	LAP TIME
5		49.915
45	0.554	49.956
78	1.940	50.515
29	3.813	50.826
102	4.280	51.797
20	4.914	52.249
63	5.249	52.091
7	5.342	51.774

800	5.592	51.816
19	10.223	53.459
82	10.635	53.340
169	10.898	52.748
8	11.374	53.543
129	11.514	53.109
52	12.163	53.111
6	12.646	53.215
117	13.678	52.504
118	14.524	53.967
40	14.580	53.047
23	15.148	54.190
21	15.389	53.635
80	15.601	53.304
96	18.749	54.428
212	35.754	1:01.737

LAP 4 @ 15:20:30.260

NO	BEHIND	LAP TIME
5		50.084
45	0.307	49.837
78	2.342	50.486
29	4.621	50.892
102	5.345	51.149
20	5.782	50.952
63	6.582	51.417
7	6.781	51.523
800	6.983	51.475
19	13.793	53.654
169	14.308	53.494
82	14.380	53.829
129	14.692	53.262
8	15.570	54.280
52	15.772	53.693
6	16.038	53.476
117	16.095	52.501
118	17.884	53.444
40	18.376	53.880
21	18.972	53.667
80	19.087	53.570
23	19.492	54.428
96	22.582	53.917
212	46.909	1:01.239

LAP 5 @ 15:21:19.731

NO	BEHIND	LAP TIME
5		49.471
45	0.925	50.089
78	3.691	50.820
29	6.031	50.881
102	7.298	51.424
20	7.483	51.172
63	8.365	51.254
800	9.427	51.915
7	9.482	52.172
19	17.202	52.880
82	17.917	53.008
169	18.108	53.271
129	18.909	53.688
8	19.081	52.982
117	19.282	52.658
52	20.073	53.772
6	20.354	53.787
118	21.620	53.207
40	22.574	53.669

21	23.187	53.686
80	23.676	54.060
23	24.259	54.238
96	27.202	54.091

LAP 6 @ 15:22:10.881

NO	BEHIND	LAP TIME
5		51.150
45	2.655	52.880
78	3.740	51.199
29	5.756	50.875
212	1 Lap	1:00.670
20	7.659	51.326
102	7.884	51.736
63	8.599	51.384
800	9.951	51.674
7	10.819	52.487
19	19.175	53.123
82	19.347	52.580
8	20.771	52.840
117	21.062	52.930
129	22.022	54.263
6	23.348	54.144
118	25.119	54.649
52	27.913	58.990
40	28.360	56.936
80	28.392	55.866
23	28.496	55.387
21	28.610	56.573
96	30.579	54.527

LAP 7 @ 15:23:02.344

NO	BEHIND	LAP TIME
5		51.463
78	3.348	51.071
45	3.561	52.369
29	6.173	51.880
20	7.305	51.109
102	7.750	51.329
63	9.361	52.225
800	9.994	51.506
7	11.777	52.421
212	1 Lap	59.471
19	20.566	52.854
82	20.828	52.944
8	21.647	52.339
117	21.817	52.218
129	23.623	53.064
6	26.038	54.153
118	27.460	53.804
80	30.375	53.446
52	32.394	55.944
21	32.461	55.314
23	32.606	55.573
96	32.988	53.872
40	33.062	56.165

LAP 8 @ 15:23:52.981

NO	BEHIND	LAP TIME
5		50.637
78	3.720	51.009
45	5.275	52.351
29	6.717	51.181
20	7.559	50.891

102	8.122	51.009
63	10.877	52.153
800	10.985	51.628
7	13.417	52.277
82	23.000	52.809
19	23.791	53.862
117	24.190	53.010
212	1 Lap	59.992
8	24.671	53.661
129	25.690	52.704
6	29.302	53.901
118	29.915	53.092
80	33.182	53.444
21	36.064	54.240
23	37.133	55.164
96	37.413	55.062
52	37.533	55.776
40	37.628	55.203

LAP 9 @ 15:24:43.965

NO	BEHIND	LAP TIME
5		50.984
78	3.780	51.044
45	6.715	52.424
29	6.746	51.013
20	7.509	50.934
102	8.038	50.900
800	11.964	51.963
63	12.089	52.196
7	14.963	52.530
82	24.351	52.335
19	24.988	52.181
117	25.498	52.292
8	26.000	52.313
129	27.731	53.025
6	32.310	53.992
118	32.717	53.786
212	1 Lap	59.395
80	35.239	53.041
21	39.692	54.612
23	40.071	53.922
96	41.096	54.667
40	41.309	54.665
52	42.892	56.343

LAP 10 @ 15:25:35.054

NO	BEHIND	LAP TIME
5		51.089
78	4.199	51.508
29	6.212	50.555
45	7.185	51.559
20	7.225	50.805
102	7.516	50.567
800	13.744	52.869
63	13.958	52.958
7	15.736	51.862
82	26.161	52.899
19	26.466	52.567
117	27.112	52.703
8	27.451	52.540
129	29.685	53.043
6	34.527	53.306
118	34.936	53.308
80	38.499	54.349
212	1 Lap	59.603

23	43.092	54.110
21	43.122	54.519
96	43.779	53.772
40	44.665	54.445
52	48.575	56.772

LAP 11 @ 15:26:27.714

NO	BEHIND	LAP TIME
5		52.660
78	3.239	51.700
29	4.626	51.074
20	5.001	50.436
102	5.365	50.509
45	9.215	54.690
800	12.964	51.880
63	13.148	51.850
7	14.416	51.340
19	26.147	52.341
82	26.477	52.976
8	26.865	52.074
117	27.720	53.268
129	30.785	53.760
6	35.543	53.676
118	35.684	53.408
80	38.369	52.530
23	44.196	53.764
21	44.504	54.042
96	45.500	54.381
40	47.605	55.600
212	1 Lap	59.685
52	52.723	56.808

BMCRC - MRO Championships 2023 - Rnd 1 @ Brands Hatch Indy

BMCRC Thunderbike Extreme & Ultra

RACE 17 - POSITION CHART

No	Name	Lap Pos	Lap											
			1	2	3	4	5	6	7	8	9	10	11	
5	KILLWORTH	1	5	5	5	5	5	5	5	5	5	5	5	5
78	THOMAS	2	45	45	45	45	45	45	78	78	78	78	78	78
102	FEARN	3	102	78	78	78	78	78	45	45	45	29	29	
20	SWYER	4	78	102	29	29	29	29	29	29	29	45	20	
45	HASHMI	5	63	20	102	102	102	20	20	20	20	20	102	
8	SAUNDERS	6	20	29	20	20	20	102	102	102	102	102	45	
29	DINSMORE	7	29	63	63	63	63	63	63	63	800	800	800	
63	WREN	8	7	7	7	7	800	800	800	800	63	63	63	
169	SMITH	9	800	800	800	800	7	7	7	7	7	7	7	
800	CREASEY	10	19	19	19	19	19	19	19	82	82	82	19	
129	CRIPPS	11	82	82	82	169	82	82	82	19	19	19	82	
7	JENKINS	12	8	8	169	82	169	8	8	117	117	117	8	
117	STAGG	13	169	169	8	129	129	117	117	8	8	8	117	
82	HINNELLS	14	129	129	129	8	8	129	129	129	129	129	129	
19	DONOVAN	15	52	52	52	52	117	6	6	6	6	6	6	
118	CORKETT	16	6	6	6	6	52	118	118	118	118	118	118	
52	MANTELL	17	23	118	117	117	6	52	80	80	80	80	80	
23	ROSE	18	117	23	118	118	118	40	52	21	21	23	23	
6	FIRTH	19	118	117	40	40	40	80	21	23	23	21	21	
21	BRENNAN	20	40	40	23	21	21	23	23	96	96	96	96	
80	OVEL	21	21	21	21	80	80	21	96	52	40	40	40	
40	BATE	22	96	80	80	23	23	96	40	40	52	52	52	
96	SCOTT	23	80	96	96	96	96	212	212	212	212	212		
75	MAY	24	212	212	212	212	212							
212	BRADER	25												

BMCRC - MRO Championships 2023 - Rnd 1 @ Brands Hatch Indy

BMCRC Thunderbike Extreme & Ultra

RACE 17 - SECTOR ANALYSIS



SECTOR 1 = FL to I1, SECTOR 2 = I1 to FL, DIFF = Difference To Personal Best Lap, P = Crossed Finish Line in Pit Lane, D = Time Disallowed

P1		5 U		Stacey KILLWORTH		Suzuki GSXR 1000 - Greenplant/Everns	
IDEAL LAP TIME : 49.471		BEST LAP TIME : 49.471		DIFFERENCE : 0.000			
LAP	SECTOR 1	SECTOR 2	LAP TIME	MPH	DIFF	TIME OF DAY	
1 -		20.374	56.340	77.18	6.869	15:18:00.036	
2 -	30.284	19.941	50.225	86.58	0.754	15:18:50.261	
3 -	29.970	19.945	49.915 (2)	87.12	0.444	15:19:40.176	
4 -	30.077	20.007	50.084 (3)	86.82	0.613	15:20:30.260	
5 -	29.689	19.782	49.471 (1)	87.90		15:21:19.731	
6 -	30.077	21.073	51.150	85.01	1.679	15:22:10.881	
7 -	31.042	20.421	51.463	84.49	1.992	15:23:02.344	
8 -	30.658	19.979	50.637	85.87	1.166	15:23:52.981	
9 -	30.614	20.370	50.984	85.29	1.513	15:24:43.965	
10 -	30.673	20.416	51.089	85.11	1.618	15:25:35.054	
11 -	30.859	21.801	52.660	82.57	3.189	15:26:27.714	

P2		78 U		Jamie THOMAS		Suzuki GSXR 1000 - Team RubyRacing	
IDEAL LAP TIME : 50.124		BEST LAP TIME : 50.486		DIFFERENCE : 0.362			
LAP	SECTOR 1	SECTOR 2	LAP TIME	MPH	DIFF	TIME OF DAY	
1 -		20.547	57.402	75.75	6.916	15:18:01.098	
2 -	30.736	19.767	50.503 (2)	86.10	0.017	15:18:51.601	
3 -	30.357	20.158	50.515 (3)	86.08	0.029	15:19:42.116	
4 -	30.442	20.044	50.486 (1)	86.13		15:20:32.602	
5 -	30.621	20.199	50.820	85.56	0.334	15:21:23.422	
6 -	30.862	20.337	51.199	84.93	0.713	15:22:14.621	
7 -	30.563	20.508	51.071	85.14	0.585	15:23:05.692	
8 -	30.769	20.240	51.009	85.25	0.523	15:23:56.701	
9 -	30.827	20.217	51.044	85.19	0.558	15:24:47.745	
10 -	31.102	20.406	51.508	84.42	1.022	15:25:39.253	
11 -	31.192	20.508	51.700	84.11	1.214	15:26:30.953	

P3		29 U		Cecil DINSMORE		Suzuki GSXR 1000 - KnC Motorsport	
IDEAL LAP TIME : 50.326		BEST LAP TIME : 50.555		DIFFERENCE : 0.229			
LAP	SECTOR 1	SECTOR 2	LAP TIME	MPH	DIFF	TIME OF DAY	
1 -		20.712	57.842	75.18	7.287	15:18:01.538	
2 -	31.579	20.046	51.625	84.23	1.070	15:18:53.163	
3 -	30.446	20.380	50.826 (2)	85.55	0.271	15:19:43.989	
4 -	30.691	20.201	50.892	85.44	0.337	15:20:34.881	
5 -	30.543	20.338	50.881	85.46	0.326	15:21:25.762	
6 -	30.291	20.584	50.875 (3)	85.47	0.320	15:22:16.637	
7 -	30.524	21.356	51.880	83.82	1.325	15:23:08.517	
8 -	30.793	20.388	51.181	84.96	0.626	15:23:59.698	
9 -	30.875	20.138	51.013	85.24	0.458	15:24:50.711	
10 -	30.520	20.035	50.555 (1)	86.01		15:25:41.266	
11 -	30.737	20.337	51.074	85.14	0.519	15:26:32.340	

P4		102 U		James FEARN		Suzuki GSXR1000 - Mark Wilby plumbing	
IDEAL LAP TIME : 50.397		BEST LAP TIME : 50.509		DIFFERENCE : 0.112			
LAP	SECTOR 1	SECTOR 2	LAP TIME	MPH	DIFF	TIME OF DAY	
1 -		21.051	57.099	76.15	6.590	15:18:00.795	
2 -	31.266	20.598	51.864	83.84	1.355	15:18:52.659	
3 -	31.428	20.369	51.797	83.95	1.288	15:19:44.456	
4 -	30.866	20.283	51.149	85.01	0.640	15:20:35.605	
5 -	30.927	20.497	51.424	84.56	0.915	15:21:27.029	
6 -	31.162	20.574	51.736	84.05	1.227	15:22:18.765	
7 -	30.937	20.392	51.329	84.72	0.820	15:23:10.094	
8 -	30.683	20.326	51.009	85.25	0.500	15:24:01.103	
9 -	30.569	20.331	50.900 (3)	85.43	0.391	15:24:52.003	
10 -	30.335	20.232	50.567 (2)	85.99	0.058	15:25:42.570	
11 -	30.447	20.062	50.509 (1)	86.09		15:26:33.079	

BMCRC - MRO Championships 2023 - Rnd 1 @ Brands Hatch Indy

BMCRC Thunderbike Extreme & Ultra

RACE 17 - SECTOR ANALYSIS



SECTOR 1 = FL to I1, SECTOR 2 = I1 to FL, DIFF = Difference To Personal Best Lap, P = Crossed Finish Line in Pit Lane, D = Time Disallowed

P5 45 U		Chad HASHMI		Suzuki GSXR1000 -		
IDEAL LAP TIME : 49.837		BEST LAP TIME : 49.837		DIFFERENCE : 0.000		
LAP	SECTOR 1	SECTOR 2	LAP TIME	MPH	DIFF	TIME OF DAY
1 -		20.764	56.754	76.62	6.917	15:18:00.450
2 -	30.276	20.048	50.324	86.41	0.487	15:18:50.774
3 -	29.914	20.042	49.956 (2)	87.04	0.119	15:19:40.730
4 -	29.881	19.956	49.837 (1)	87.25		15:20:30.567
5 -	29.904	20.185	50.089 (3)	86.81	0.252	15:21:20.656
6 -	31.530	21.350	52.880	82.23	3.043	15:22:13.536
7 -	31.378	20.991	52.369	83.03	2.532	15:23:05.905
8 -	31.467	20.884	52.351	83.06	2.514	15:23:58.256
9 -	31.385	21.039	52.424	82.95	2.587	15:24:50.680
10 -	30.926	20.633	51.559	84.34	1.722	15:25:42.239
11 -	32.897	21.793	54.690	79.51	4.853	15:26:36.929

P6 800 U		Morgan CREASEY		Suzuki GSXR 1000 K7 - Warics Ltd		
IDEAL LAP TIME : 51.309		BEST LAP TIME : 51.475		DIFFERENCE : 0.166		
LAP	SECTOR 1	SECTOR 2	LAP TIME	MPH	DIFF	TIME OF DAY
1 -		21.084	58.429	74.42	6.954	15:18:02.125
2 -	31.491	20.336	51.827	83.90	0.352	15:18:53.952
3 -	31.384	20.432	51.816	83.92	0.341	15:19:45.768
4 -	31.271	20.204	51.475 (1)	84.47		15:20:37.243
5 -	31.105	20.810	51.915	83.76	0.440	15:21:29.158
6 -	31.168	20.506	51.674	84.15	0.199	15:22:20.832
7 -	31.110	20.396	51.506 (2)	84.42	0.031	15:23:12.338
8 -	31.136	20.492	51.628 (3)	84.22	0.153	15:24:03.966
9 -	31.313	20.650	51.963	83.68	0.488	15:24:55.929
10 -	32.017	20.852	52.869	82.25	1.394	15:25:48.798
11 -	31.542	20.338	51.880	83.82	0.405	15:26:40.678

P7 63 U		Matthew WREN		Suzuki GSXR - TBR performance		
IDEAL LAP TIME : 50.943		BEST LAP TIME : 51.254		DIFFERENCE : 0.311		
LAP	SECTOR 1	SECTOR 2	LAP TIME	MPH	DIFF	TIME OF DAY
1 -		21.272	57.529	75.58	6.275	15:18:01.225
2 -	31.333	20.776	52.109	83.45	0.855	15:18:53.334
3 -	31.476	20.615	52.091	83.48	0.837	15:19:45.425
4 -	30.871	20.546	51.417 (3)	84.57	0.163	15:20:36.842
5 -	30.892	20.362	51.254 (1)	84.84		15:21:28.096
6 -	30.581	20.803	51.384 (2)	84.62	0.130	15:22:19.480
7 -	31.314	20.911	52.225	83.26	0.971	15:23:11.705
8 -	31.277	20.876	52.153	83.38	0.899	15:24:03.858
9 -	31.189	21.007	52.196	83.31	0.942	15:24:56.054
10 -	32.126	20.832	52.958	82.11	1.704	15:25:49.012
11 -	31.088	20.762	51.850	83.86	0.596	15:26:40.862

P8 7 U		Seb JENKINS		Suzuki GSX-R 1000 - Long hours and hard graft		
IDEAL LAP TIME : 51.320		BEST LAP TIME : 51.340		DIFFERENCE : 0.020		
LAP	SECTOR 1	SECTOR 2	LAP TIME	MPH	DIFF	TIME OF DAY
1 -		20.697	58.009	74.96	6.669	15:18:01.705
2 -	31.716	20.323	52.039	83.56	0.699	15:18:53.744
3 -	31.361	20.413	51.774 (3)	83.99	0.434	15:19:45.518
4 -	31.191	20.332	51.523 (2)	84.40	0.183	15:20:37.041
5 -	31.459	20.713	52.172	83.35	0.832	15:21:29.213
6 -	31.744	20.743	52.487	82.85	1.147	15:22:21.700
7 -	31.681	20.740	52.421	82.95	1.081	15:23:14.121
8 -	31.441	20.836	52.277	83.18	0.937	15:24:06.398
9 -	31.944	20.586	52.530	82.78	1.190	15:24:58.928
10 -	31.342	20.520	51.862	83.84	0.522	15:25:50.790
11 -	30.997	20.343	51.340 (1)	84.70		15:26:42.130

BMCRC - MRO Championships 2023 - Rnd 1 @ Brands Hatch Indy

BMCRC Thunderbike Extreme & Ultra

RACE 17 - SECTOR ANALYSIS



SECTOR 1 = FL to I1, SECTOR 2 = I1 to FL, DIFF = Difference To Personal Best Lap, P = Crossed Finish Line in Pit Lane, D = Time Disallowed

P9 20 U		Connor SWYER		SUZUKI GSXR 1000 K6 - WSC Performace & lleithyr farm & dac			
IDEAL LAP TIME : 50.426		BEST LAP TIME : 50.436		DIFFERENCE : 0.010			
LAP	SECTOR 1	SECTOR 2	LAP TIME	MPH	DIFF	TIME OF DAY	
1 -		20.724	57.727	75.32	7.291	15:18:01.423	
2 -	30.987	20.431	51.418	84.57	0.982	15:18:52.841	
3 -	31.936	20.313	52.249	83.22	1.813	15:19:45.090	
4 -	30.763	20.189	50.952	85.34	0.516	15:20:36.042	
5 -	30.781	20.391	51.172	84.98	0.736	15:21:27.214	
6 -	30.687	20.639	51.326	84.72	0.890	15:22:18.540	
7 -	30.843	20.266	51.109	85.08	0.673	15:23:09.649	
8 -	30.644	20.247	50.891 (3)	85.44	0.455	15:24:00.540	
9 -	31.009	19.925	50.934	85.37	0.498	15:24:51.474	
10 -	30.669	20.136	50.805 (2)	85.59	0.369	15:25:42.279	
11 -	30.501	19.935	50.436 (1)	86.22		15:26:32.715	

P10 19 U		Tyler DONOVAN		Kawasaki ZX10R - Tinder Corp			
IDEAL LAP TIME : 52.138		BEST LAP TIME : 52.181		DIFFERENCE : 0.043			
LAP	SECTOR 1	SECTOR 2	LAP TIME	MPH	DIFF	TIME OF DAY	
1 -		21.127	59.396	73.21	7.215	15:18:03.092	
2 -	32.654	21.194	53.848	80.75	1.667	15:18:56.940	
3 -	32.423	21.036	53.459	81.34	1.278	15:19:50.399	
4 -	32.718	20.936	53.654	81.04	1.473	15:20:44.053	
5 -	32.065	20.815	52.880	82.23	0.699	15:21:36.933	
6 -	31.842	21.281	53.123	81.85	0.942	15:22:30.056	
7 -	31.848	21.006	52.854	82.27	0.673	15:23:22.910	
8 -	32.601	21.261	53.862	80.73	1.681	15:24:16.772	
9 -	31.602	20.579	52.181 (1)	83.33		15:25:08.953	
10 -	31.798	20.769	52.567 (3)	82.72	0.386	15:26:01.520	
11 -	31.805	20.536	52.341 (2)	83.08	0.160	15:26:53.861	

P11 82 U		Matt HINNELLS		Yamaha R1 - BD Racing			
IDEAL LAP TIME : 52.135		BEST LAP TIME : 52.335		DIFFERENCE : 0.200			
LAP	SECTOR 1	SECTOR 2	LAP TIME	MPH	DIFF	TIME OF DAY	
1 -		21.418	1:00.464	71.92	8.129	15:18:04.160	
2 -	32.548	20.763	53.311	81.57	0.976	15:18:57.471	
3 -	32.361	20.979	53.340	81.52	1.005	15:19:50.811	
4 -	32.752	21.077	53.829	80.78	1.494	15:20:44.640	
5 -	32.244	20.764	53.008	82.03	0.673	15:21:37.648	
6 -	31.622	20.958	52.580 (2)	82.70	0.245	15:22:30.228	
7 -	32.032	20.912	52.944	82.13	0.609	15:23:23.172	
8 -	32.054	20.755	52.809 (3)	82.34	0.474	15:24:15.981	
9 -	31.605	20.730	52.335 (1)	83.09		15:25:08.316	
10 -	32.036	20.863	52.899	82.20	0.564	15:26:01.215	
11 -	32.446	20.530	52.976	82.08	0.641	15:26:54.191	

P12 8 U		Dave SAUNDERS		Suzuki GSXR1000 - Mum/Dad/JW MOT/Parks Utility			
IDEAL LAP TIME : 52.008		BEST LAP TIME : 52.074		DIFFERENCE : 0.066			
LAP	SECTOR 1	SECTOR 2	LAP TIME	MPH	DIFF	TIME OF DAY	
1 -		21.970	1:00.690	71.65	8.616	15:18:04.386	
2 -	32.571	21.050	53.621	81.09	1.547	15:18:58.007	
3 -	32.487	21.056	53.543	81.21	1.469	15:19:51.550	
4 -	32.689	21.591	54.280	80.11	2.206	15:20:45.830	
5 -	31.792	21.190	52.982	82.07	0.908	15:21:38.812	
6 -	31.610	21.230	52.840	82.29	0.766	15:22:31.652	
7 -	31.447	20.892	52.339 (3)	83.08	0.265	15:23:23.991	
8 -	32.338	21.323	53.661	81.03	1.587	15:24:17.652	
9 -	31.477	20.836	52.313 (2)	83.12	0.239	15:25:09.965	
10 -	31.393	21.147	52.540	82.76	0.466	15:26:02.505	
11 -	31.459	20.615	52.074 (1)	83.50		15:26:54.579	

BMCRC - MRO Championships 2023 - Rnd 1 @ Brands Hatch Indy

BMCRC Thunderbike Extreme & Ultra

RACE 17 - SECTOR ANALYSIS



SECTOR 1 = FL to I1, SECTOR 2 = I1 to FL, DIFF = Difference To Personal Best Lap, P = Crossed Finish Line in Pit Lane, D = Time Disallowed

P13 117 E		Raymond STAGG		Suzuki GSXR 750 -		
IDEAL LAP TIME : 52.145		BEST LAP TIME : 52.218		DIFFERENCE : 0.073		
LAP	SECTOR 1	SECTOR 2	LAP TIME	MPH	DIFF	TIME OF DAY
1 -		21.847	1:02.783	69.26	10.565	15:18:06.479
2 -	33.780	21.091	54.871	79.25	2.653	15:19:01.350
3 -	31.601	20.903	52.504	82.82	0.286	15:19:53.854
4 -	31.589	20.912	52.501 (3)	82.82	0.283	15:20:46.355
5 -	31.642	21.016	52.658	82.58	0.440	15:21:39.013
6 -	32.150	20.780	52.930	82.15	0.712	15:22:31.943
7 -	31.489	20.729	52.218 (1)	83.27		15:23:24.161
8 -	31.889	21.121	53.010	82.03	0.792	15:24:17.171
9 -	31.636	20.656	52.292 (2)	83.16	0.074	15:25:09.463
10 -	31.884	20.819	52.703	82.51	0.485	15:26:02.166
11 -	32.413	20.855	53.268	81.63	1.050	15:26:55.434

P14 129 E		Derek CRIPPS		Yamaha R1 - Kelly Cripps - Team FBR		
IDEAL LAP TIME : 52.518		BEST LAP TIME : 52.704		DIFFERENCE : 0.186		
LAP	SECTOR 1	SECTOR 2	LAP TIME	MPH	DIFF	TIME OF DAY
1 -		21.531	1:01.216	71.03	8.512	15:18:04.912
2 -	32.571	21.098	53.669	81.02	0.965	15:18:58.581
3 -	32.127	20.982	53.109	81.88	0.405	15:19:51.690
4 -	32.258	21.004	53.262	81.64	0.558	15:20:44.952
5 -	32.185	21.503	53.688	80.99	0.984	15:21:38.640
6 -	32.791	21.472	54.263	80.13	1.559	15:22:32.903
7 -	31.965	21.099	53.064	81.95	0.360	15:23:25.967
8 -	31.536	21.168	52.704 (1)	82.50		15:24:18.671
9 -	31.884	21.141	53.025 (2)	82.01	0.321	15:25:11.696
10 -	31.864	21.179	53.043 (3)	81.98	0.339	15:26:04.739
11 -	32.022	21.738	53.760	80.88	1.056	15:26:58.499

P15 6 E		Andrew FIRTH		Yamaha YZF-R1 - LTRmotorcycles.co.uk / Palmer Race Skool /		
IDEAL LAP TIME : 53.173		BEST LAP TIME : 53.215		DIFFERENCE : 0.042		
LAP	SECTOR 1	SECTOR 2	LAP TIME	MPH	DIFF	TIME OF DAY
1 -		21.550	1:01.879	70.27	8.664	15:18:05.575
2 -	32.919	21.113	54.032	80.48	0.817	15:18:59.607
3 -	32.060	21.155	53.215 (1)	81.71		15:19:52.822
4 -	32.245	21.231	53.476 (3)	81.31	0.261	15:20:46.298
5 -	32.587	21.200	53.787	80.84	0.572	15:21:40.085
6 -	32.500	21.644	54.144	80.31	0.929	15:22:34.229
7 -	32.863	21.290	54.153	80.30	0.938	15:23:28.382
8 -	32.375	21.526	53.901	80.67	0.686	15:24:22.283
9 -	32.175	21.817	53.992	80.54	0.777	15:25:16.275
10 -	32.081	21.225	53.306 (2)	81.57	0.091	15:26:09.581
11 -	32.435	21.241	53.676	81.01	0.461	15:27:03.257

P16 118 E		Darren CORKETT		Suzuki GSXR 600 - Jackson & Phillips		
IDEAL LAP TIME : 53.077		BEST LAP TIME : 53.092		DIFFERENCE : 0.015		
LAP	SECTOR 1	SECTOR 2	LAP TIME	MPH	DIFF	TIME OF DAY
1 -		21.894	1:02.894	69.14	9.802	15:18:06.590
2 -	33.016	21.127	54.143	80.31	1.051	15:19:00.733
3 -	32.169	21.798	53.967	80.57	0.875	15:19:54.700
4 -	32.315	21.129	53.444	81.36	0.352	15:20:48.144
5 -	32.003	21.204	53.207 (2)	81.72	0.115	15:21:41.351
6 -	32.784	21.865	54.649	79.57	1.557	15:22:36.000
7 -	32.602	21.202	53.804	80.82	0.712	15:23:29.804
8 -	32.008	21.084	53.092 (1)	81.90		15:24:22.896
9 -	32.113	21.673	53.786	80.85	0.694	15:25:16.682
10 -	32.120	21.188	53.308 (3)	81.57	0.216	15:26:09.990
11 -	32.334	21.074	53.408	81.42	0.316	15:27:03.398

BMCRC - MRO Championships 2023 - Rnd 1 @ Brands Hatch Indy

BMCRC Thunderbike Extreme & Ultra

RACE 17 - SECTOR ANALYSIS



SECTOR 1 = FL to I1, SECTOR 2 = I1 to FL, DIFF = Difference To Personal Best Lap, P = Crossed Finish Line in Pit Lane, D = Time Disallowed

P17 80 U		Mark OVEL		Yamaha R1 - I NEED A SPONSOR		
IDEAL LAP TIME : 52.530		BEST LAP TIME : 52.530		DIFFERENCE : 0.000		
LAP	SECTOR 1	SECTOR 2	LAP TIME	MPH	DIFF	TIME OF DAY
1 -		22.554	1:05.049	66.85	12.519	15:18:08.745
2 -	32.567	21.161	53.728	80.93	1.198	15:19:02.473
3 -	32.345	20.959	53.304 (3)	81.58	0.774	15:19:55.777
4 -	32.437	21.133	53.570	81.17	1.040	15:20:49.347
5 -	32.722	21.338	54.060	80.44	1.530	15:21:43.407
6 -	33.386	22.480	55.866	77.83	3.336	15:22:39.273
7 -	32.289	21.157	53.446	81.36	0.916	15:23:32.719
8 -	32.212	21.232	53.444	81.36	0.914	15:24:26.163
9 -	31.861	21.180	53.041 (2)	81.98	0.511	15:25:19.204
10 -	33.278	21.071	54.349	80.01	1.819	15:26:13.553
11 -	31.672	20.858	52.530 (1)	82.78		15:27:06.083

P18 23 U		Justin ROSE		Yamaha R1 -		
IDEAL LAP TIME : 53.443		BEST LAP TIME : 53.764		DIFFERENCE : 0.321		
LAP	SECTOR 1	SECTOR 2	LAP TIME	MPH	DIFF	TIME OF DAY
1 -		21.692	1:02.417	69.66	8.653	15:18:06.113
2 -	33.803	21.218	55.021	79.03	1.257	15:19:01.134
3 -	33.143	21.047	54.190	80.24	0.426	15:19:55.324
4 -	33.308	21.120	54.428	79.89	0.664	15:20:49.752
5 -	33.124	21.114	54.238	80.17	0.474	15:21:43.990
6 -	33.415	21.972	55.387	78.51	1.623	15:22:39.377
7 -	33.583	21.990	55.573	78.25	1.809	15:23:34.950
8 -	33.329	21.835	55.164	78.83	1.400	15:24:30.114
9 -	33.107	20.815	53.922 (2)	80.64	0.158	15:25:24.036
10 -	32.855	21.255	54.110 (3)	80.36	0.346	15:26:18.146
11 -	32.628	21.136	53.764 (1)	80.88		15:27:11.910

P19 21 U		Danny BRENNAN		Suzuki GSXR 1000 -		
IDEAL LAP TIME : 53.282		BEST LAP TIME : 53.635		DIFFERENCE : 0.353		
LAP	SECTOR 1	SECTOR 2	LAP TIME	MPH	DIFF	TIME OF DAY
1 -		22.005	1:04.085	67.85	10.450	15:18:07.781
2 -	32.787	21.362	54.149	80.30	0.514	15:19:01.930
3 -	32.711	20.924	53.635 (1)	81.07		15:19:55.565
4 -	32.358	21.309	53.667 (2)	81.02	0.032	15:20:49.232
5 -	32.609	21.077	53.686 (3)	81.00	0.051	15:21:42.918
6 -	34.079	22.494	56.573	76.86	2.938	15:22:39.491
7 -	33.920	21.394	55.314	78.61	1.679	15:23:34.805
8 -	32.737	21.503	54.240	80.17	0.605	15:24:29.045
9 -	33.161	21.451	54.612	79.62	0.977	15:25:23.657
10 -	33.017	21.502	54.519	79.76	0.884	15:26:18.176
11 -	33.003	21.039	54.042	80.46	0.407	15:27:12.218

P20 96 U		Pete SCOTT		Suzuki GSXR1000K5 - South Hill MOT Centre		
IDEAL LAP TIME : 53.499		BEST LAP TIME : 53.772		DIFFERENCE : 0.273		
LAP	SECTOR 1	SECTOR 2	LAP TIME	MPH	DIFF	TIME OF DAY
1 -		23.105	1:05.010	66.89	11.238	15:18:08.706
2 -	34.080	21.711	55.791	77.94	2.019	15:19:04.497
3 -	33.131	21.297	54.428	79.89	0.656	15:19:58.925
4 -	32.549	21.368	53.917 (3)	80.65	0.145	15:20:52.842
5 -	32.780	21.311	54.091	80.39	0.319	15:21:46.933
6 -	32.811	21.716	54.527	79.75	0.755	15:22:41.460
7 -	32.592	21.280	53.872 (2)	80.72	0.100	15:23:35.332
8 -	33.210	21.852	55.062	78.97	1.290	15:24:30.394
9 -	33.194	21.473	54.667	79.54	0.895	15:25:25.061
10 -	32.608	21.164	53.772 (1)	80.87		15:26:18.833
11 -	33.431	20.950	54.381	79.96	0.609	15:27:13.214

BMCRC - MRO Championships 2023 - Rnd 1 @ Brands Hatch Indy

BMCRC Thunderbike Extreme & Ultra

RACE 17 - SECTOR ANALYSIS



SECTOR 1 = FL to I1, SECTOR 2 = I1 to FL, DIFF = Difference To Personal Best Lap, P = Crossed Finish Line in Pit Lane, D = Time Disallowed

P21 40 U		Malcolm BATE		Suzuki GSXR1000 - Hartjay		
IDEAL LAP TIME : 53.047		BEST LAP TIME : 53.047		DIFFERENCE : 0.000		
LAP	SECTOR 1	SECTOR 2	LAP TIME	MPH	DIFF	TIME OF DAY
1 -		21.891	1:03.108	68.90	10.061	15:18:06.804
2 -	33.397	21.508	54.905	79.20	1.858	15:19:01.709
3 -	32.070	20.977	53.047 (1)	81.97		15:19:54.756
4 -	32.488	21.392	53.880 (3)	80.70	0.833	15:20:48.636
5 -	32.349	21.320	53.669 (2)	81.02	0.622	15:21:42.305
6 -	34.089	22.847	56.936	76.37	3.889	15:22:39.241
7 -	34.512	21.653	56.165	77.42	3.118	15:23:35.406
8 -	33.486	21.717	55.203	78.77	2.156	15:24:30.609
9 -	33.259	21.406	54.665	79.55	1.618	15:25:25.274
10 -	32.906	21.539	54.445	79.87	1.398	15:26:19.719
11 -	33.739	21.861	55.600	78.21	2.553	15:27:15.319

P22 52 E		Barry MANTELL		Honda 929 FIREBLADE - Swedish car connection		
IDEAL LAP TIME : 53.111		BEST LAP TIME : 53.111		DIFFERENCE : 0.000		
LAP	SECTOR 1	SECTOR 2	LAP TIME	MPH	DIFF	TIME OF DAY
1 -		21.691	1:01.650	70.53	8.539	15:18:05.346
2 -	32.500	21.382	53.882	80.70	0.771	15:18:59.228
3 -	31.899	21.212	53.111 (1)	81.87		15:19:52.339
4 -	32.066	21.627	53.693 (2)	80.99	0.582	15:20:46.032
5 -	32.472	21.300	53.772 (3)	80.87	0.661	15:21:39.804
6 -	35.919	23.071	58.990	73.71	5.879	15:22:38.794
7 -	33.817	22.127	55.944	77.73	2.833	15:23:34.738
8 -	33.276	22.500	55.776	77.96	2.665	15:24:30.514
9 -	34.104	22.239	56.343	77.18	3.232	15:25:26.857
10 -	33.785	22.987	56.772	76.59	3.661	15:26:23.629
11 -	33.969	22.839	56.808	76.54	3.697	15:27:20.437

P23 212 E		Martin BRADER		Aprilia RSVR - Infinity PM		
IDEAL LAP TIME : 58.732		BEST LAP TIME : 59.395		DIFFERENCE : 0.663		
LAP	SECTOR 1	SECTOR 2	LAP TIME	MPH	DIFF	TIME OF DAY
1 -		23.991	1:08.455	63.52	9.060	15:18:12.151
2 -	38.162	23.880	1:02.042	70.09	2.647	15:19:14.193
3 -	37.746	23.991	1:01.737	70.43	2.342	15:20:15.930
4 -	37.487	23.752	1:01.239	71.01	1.844	15:21:17.169
5 -	37.182	23.488	1:00.670	71.67	1.275	15:22:17.839
6 -	36.195	23.276	59.471 (2)	73.12	0.076	15:23:17.310
7 -	37.153	22.839	59.992	72.48	0.597	15:24:17.302
8 -	35.989	23.406	59.395 (1)	73.21		15:25:16.697
9 -	36.550	23.053	59.603 (3)	72.95	0.208	15:26:16.300
10 -	36.942	22.743	59.685	72.85	0.290	15:27:15.985

P24 169 U		Cory SMITH		Suzuki K1 1000 -		
IDEAL LAP TIME : 52.748		BEST LAP TIME : 52.748		DIFFERENCE : 0.000		
LAP	SECTOR 1	SECTOR 2	LAP TIME	MPH	DIFF	TIME OF DAY
1 -		21.313	1:00.879	71.42	8.131	15:18:04.575
2 -	32.842	20.909	53.751	80.90	1.003	15:18:58.326
3 -	31.841	20.907	52.748 (1)	82.44		15:19:51.074
4 -	32.145	21.349	53.494 (3)	81.29	0.746	15:20:44.568
5 -	32.035	21.236	53.271 (2)	81.63	0.523	15:21:37.839

BMCRC - MRO Championships 2023 - Rnd 1 @ Brands Hatch Indy

BMCRC Thunderbike Extreme & Ultra

RACE 17 - BEST SECTORS

SECTOR 1			SECTOR 2			IDEAL / BEST COMPARISON						
POS	NO	NAME	TIME	NO	NAME	TIME	POS	NO	NAME	IDEAL	BEST	DIFF
									PERFECT LAP	49.456		
1	5	KILLWORTH	29.689	78	THOMAS	19.767	1	5	KILLWORTH	49.471	49.471	0.000
2	45	HASHMI	29.881	5	KILLWORTH	19.782	2	45	HASHMI	49.837	49.837	0.000
3	29	DINSMORE	30.291	20	SWYER	19.925	3	78	THOMAS	50.124	50.486	0.362
4	102	FEARN	30.335	45	HASHMI	19.956	4	29	DINSMORE	50.326	50.555	0.229
5	78	THOMAS	30.357	29	DINSMORE	20.035	5	102	FEARN	50.397	50.509	0.112
6	20	SWYER	30.501	102	FEARN	20.062	6	20	SWYER	50.426	50.436	0.010
7	63	WREN	30.581	800	CREASEY	20.204	7	63	WREN	50.943	51.254	0.311
8	7	JENKINS	30.997	7	JENKINS	20.323	8	800	CREASEY	51.309	51.475	0.166
9	800	CREASEY	31.105	63	WREN	20.362	9	7	JENKINS	51.320	51.340	0.020
10	8	SAUNDERS	31.393	82	HINNELLS	20.530	10	8	SAUNDERS	52.008	52.074	0.066
11	117	STAGG	31.489	19	DONOVAN	20.536	11	82	HINNELLS	52.135	52.335	0.200
12	129	CRIPPS	31.536	8	SAUNDERS	20.615	12	19	DONOVAN	52.138	52.181	0.043
13	19	DONOVAN	31.602	117	STAGG	20.656	13	117	STAGG	52.145	52.218	0.073
14	82	HINNELLS	31.605	23	ROSE	20.815	14	129	CRIPPS	52.518	52.704	0.186
15	80	OVEL	31.672	80	OVEL	20.858	15	80	OVEL	52.530	52.530	0.000
16	169	SMITH	31.841	169	SMITH	20.907	16	169	SMITH	52.748	52.748	0.000
17	52	MANTELL	31.899	21	BRENNAN	20.924	17	40	BATE	53.047	53.047	0.000
18	118	CORKETT	32.003	96	SCOTT	20.950	18	118	CORKETT	53.077	53.092	0.015
19	6	FIRTH	32.060	40	BATE	20.977	19	52	MANTELL	53.111	53.111	0.000
20	40	BATE	32.070	129	CRIPPS	20.982	20	6	FIRTH	53.173	53.215	0.042
21	21	BRENNAN	32.358	118	CORKETT	21.074	21	21	BRENNAN	53.282	53.635	0.353
22	96	SCOTT	32.549	6	FIRTH	21.113	22	23	ROSE	53.443	53.764	0.321
23	23	ROSE	32.628	52	MANTELL	21.212	23	96	SCOTT	53.499	53.772	0.273
24	212	BRADER	35.989	212	BRADER	22.743	24	212	BRADER	58.732	59.395	0.663
25												

BMCRC - MRO Championships 2023 - Rnd 1 @ Brands Hatch Indy

BMCRC Thunderbike Extreme & Ultra

RACE 17 - STATISTICS

Competitors Started 25
Planned Start 2023-03-12 @ 15:50:00.000
Actual Start 2023-03-12 @ 15:17:03.695
Finish Time 2023-03-12 @ 15:26:27.713
Track Length 1.2079mi.
Total Laps 257
Total Distance Covered 310.4420mi.

Session Fastest Lap History

NO	CL	NAME	LAP TIME	TIME OF DAY	LAP	VEHICLE
5	U	Stacey KILLWORTH	50.225	15:18:50.275	2	Suzuki GSXR 1000
5	U	Stacey KILLWORTH	49.915	15:19:40.188	3	Suzuki GSXR 1000
45	U	Chad HASHMI	49.837	15:20:30.594	4	Suzuki GSXR1000
5	U	Stacey KILLWORTH	49.471	15:21:19.744	5	Suzuki GSXR 1000

Session Leader History

NO	CL	NAME	FROM LAP	LAPS LED	DISTANCE	VEHICLE
5	U	Stacey KILLWORTH	1	11	13.28 miles	Suzuki GSXR 1000

Flag History

TYPE	TIME OF DAY
GREEN	15:17:03.695
FINISH	15:26:27.713

Flag Statistics

TYPE	COUNT	TOTAL LAPS	TOTAL TIME
Green	1	11	10:20.963
Red	0	0	0.000
Safety Car	0	0	0.000
FCY	0	0	0.000

BMCRC - MRO Championships 2023 - Rnd 1 @ Brands Hatch Indy

BMCRC Thunderbike Extreme & Ultra

RACE 17 - STATISTICS

CLASS : U

18 Starters

Fastest Lap History

NO	NAME	LAP TIME	TIME OF DAY	LAP	VEHICLE
5	Stacey KILLWORTH	50.225	15:18:50.275	2	Suzuki GSXR 1000
5	Stacey KILLWORTH	49.915	15:19:40.188	3	Suzuki GSXR 1000
45	Chad HASHMI	49.837	15:20:30.594	4	Suzuki GSXR1000
5	Stacey KILLWORTH	49.471	15:21:19.744	5	Suzuki GSXR 1000

Leader History

NO	NAME	FROM LAP	LAPS LED	DISTANCE	VEHICLE
5	Stacey KILLWORTH	1	11	13.28 miles	Suzuki GSXR 1000

BMCRC - MRO Championships 2023 - Rnd 1 @ Brands Hatch Indy

BMCRC Thunderbike Extreme & Ultra

RACE 17 - STATISTICS

CLASS : E

7 Starters

Fastest Lap History

NO	NAME	LAP TIME	TIME OF DAY	LAP	VEHICLE
129	Derek CRIPPS	53.669	15:18:58.594	2	Yamaha R1
129	Derek CRIPPS	53.109	15:19:51.703	3	Yamaha R1
117	Raymond STAGG	52.504	15:19:53.887	3	Suzuki GSXR 750
117	Raymond STAGG	52.501	15:20:46.355	4	Suzuki GSXR 750
117	Raymond STAGG	52.218	15:23:24.192	7	Suzuki GSXR 750

Leader History

NO	NAME	FROM LAP	LAPS LED	DISTANCE	VEHICLE
129	Derek CRIPPS	1	5	6.03 miles	Yamaha R1
117	Raymond STAGG	6	6	7.24 miles	Suzuki GSXR 750



BMCRC THUNDERBIKE SPORT & BMCRC SUPERTWINS

Supported by Steve Jordan Motorcycles



BMCRC-MRO Championships - Round 1
Brands Hatch Indy
11th / 12th March 2023



Timing & Results Provided by Timing Solutions Ltd

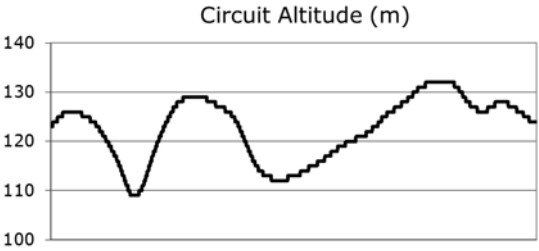
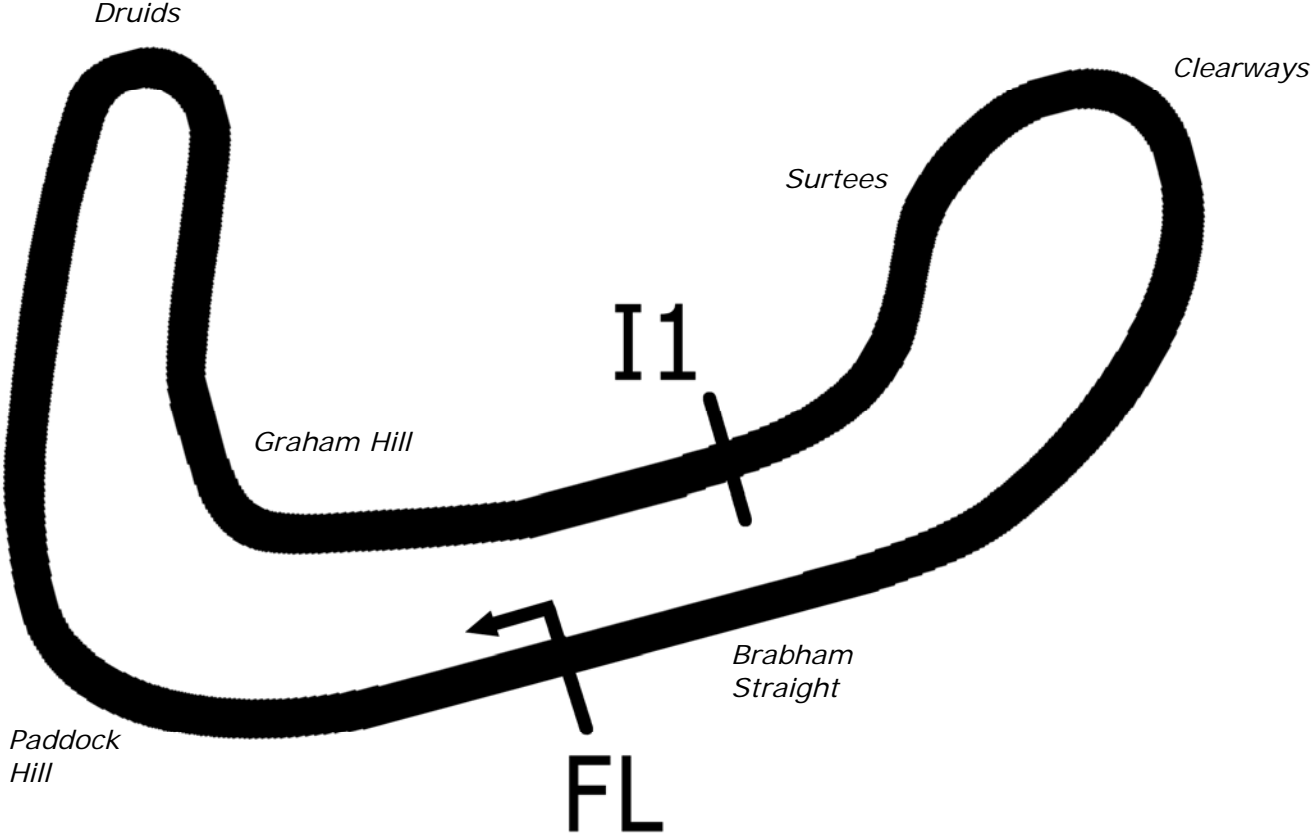
www.tsl-timing.com

Brands Hatch Indy



SPORTS TIMING

TIMING SOLUTIONS LTD



Length	1.2079 miles	1944.0 m	
FL		51.36032 N	0.26032 E
I1	1112m	51.35934 N	0.25955 E
Pit Entry	1669m	51.35911 N	0.25743 E
Pit Exit	26m after FL	51.36027 N	0.26078 E
Pit Entry–Pit Exit 277m, 16.6s @60kph, 12.4s @80kph			

BMCRC - MRO Championships 2023 - Rnd 1 @ Brands Hatch Indy

BMCRC Thunderbike Sport & BMCRC SuperTwins

QUALIFYING - CLASSIFICATION

POS	NO	CL	PIC NAME	ENTRY	TIME	ON	LAPS	GAP	DIFF	MPH
1	126	SUP	1 Glynn DAVIES	BMW F900 -	52.784	6	6			82.38
2	1		1 Adam JAMISON	Yamaha R6 - Team AJR	53.309	5	6	0.525	0.525	81.57
3	129	E	1 Derek CRIPPS	Yamaha R1 - Kelly Cripps - Team FBR	53.667	5	5	0.883	0.358	81.02
4	48		2 Shaun WALLIS	Yamaha R6 - MBC Despatch Racing	53.832	4	6	1.048	0.165	80.78
5	0		3 Jeremy HILL	Yamaha R6 - Silver Arrows Racing / LT-Info.com	54.217	3	3	1.433	0.385	80.20
6	81		4 Malvern MAY	Honda CBR600RR - IMP racing	54.521	6	6	1.737	0.304	79.76
7	6	E	2 Andrew FIRTH	Yamaha YZF-R1 - LTRmotorcycles.co.uk / Palmer Ra	54.588	6	6	1.804	0.067	79.66
8	57		5 Paul NEWMAN	Yamaha R6 - Scarlett racing	54.772	4	5	1.988	0.184	79.39
9	69		6 Tony RUSSO	Yamaha R6 - Wymark Lubricants	54.908	4	5	2.124	0.136	79.19
10	77		7 David MAY	Suzuki 600 - Orchard cooling/ team Silver Arrows	55.052	4	6	2.268	0.144	78.99
11	2		8 Andrew GILL	Kawasaki ZXR400 -	55.252	4	6	2.468	0.200	78.70
12	118		9 Darren CORKETT	Suzuki GSXR 600 - Jackson & Phillips	55.288	6	6	2.504	0.036	78.65
13	79	SUP	2 James O'MARA	BMW F900R - BRP Machining Ltd	55.434	4	4	2.650	0.146	78.44
14	25		10 Harrison DAY	Yamaha R6 -	55.885	5	5	3.101	0.451	77.81
15	12	E	3 Alex PENRICE	Honda VTR 1000 SP1 - AP Motorcycles	56.000	5	5	3.216	0.115	77.65
16	51	SUP	3 Matthew FEDRICK	BMW F900 - Matthew Fedrick farriers ltd/ Palmer Race	56.226	5	6	3.442	0.226	77.34
17	52	E	4 Barry MANTELL	Honda 929 FIREBLADE - Swedish car connection	56.238	3	5	3.454	0.012	77.32
18	75	E	5 Stewart MAY	Honda CBR600F3 - Mucking fagic	56.327	4	5	3.543	0.089	77.20
19	139		11 Rob MARLEY	Honda CBR600F3 - PearTree Racing	56.523	3	5	3.739	0.196	76.93
20	89	R	1 Marco STRILLOZZI	Yamaha R6 - KLUAPP.COM	57.189	4	5	4.405	0.666	76.03
21	11		12 Malcolm BATE	YAMAHA R6 - Hartjay	57.352	5	5	4.568	0.163	75.82
22	22	SUP	4 Matt VENN	BMW F900 -	57.462	5	5	4.678	0.110	75.67
23	97		13 Alex MANN	Honda CBR600RR - Michael Jones Jeweller, Esprit C	57.550	4	4	4.766	0.088	75.56
24	84		14 Ricardo BRANCO	Yamaha R6 - IMP Racing	57.670	4	5	4.886	0.120	75.40
25	994	R	2 Adrian HOWARD	Suzuki GSXR 600 -	57.770	4	5	4.986	0.100	75.27
26	44	SUP	5 Tony PARKER	Kawasaki ER650RR - insta/youtube 44notpol	57.866	5	5	5.082	0.096	75.14
27	35	R	3 Logan STONE	Yamaha R6 -	58.654	5	5	5.870	0.788	74.13
28	49		15 Oli CHAYTOR	Yamaha R6 - PearTree Racing	58.694	5	5	5.910	0.040	74.08
29	116		16 Gareth FAITH	Suzuki SV650 - Sitramoto	58.851	4	5	6.067	0.157	73.89
30	138	SUP	6 Craig JARMIN	Suzuki SV650 - SK PreP	59.643	4	5	6.859	0.792	72.91
31	26		17 Piers DARBY	Suzuki SV650 - Darby Racing	59.839	4	5	7.055	0.196	72.67
32	127		18 John DAY	Honda VFR 750 F -	1:02.975	5	5	10.191	3.136	69.05
33	4	SUP	7 Liam ARMITAGE	Kawasaki ER6 - LA KITCHENS	1:04.977	4	4	12.193	2.002	66.92
34	117	E	7 Raymond STAGG	Suzuki GSXR 750 -			0			
35	689*		19 David TREVEIL	Yamaha YZF-R6 -			0			

* No. 689 - Please fit a working transponder

Weather / Track : Cloudy / Dry

These results are provisional until the conclusion of any judicial and technical matters.

Brands Hatch Indy: 1.2079 miles
Date: 11/03/2023 Start: 11:22 Finish: 11:29

Clerk Of Course :	Stewards :	Timekeeper : <i>Craig Smith</i>
-------------------	------------	------------------------------------

Results can be found at www.tsl-timing.com

Printed - 11:35 Saturday, 11 March 2023



BMCRC - MRO Championships 2023 - Rnd 1 @ Brands Hatch Indy

BMCRC Thunderbike Sport & BMCRC SuperTwins

QUALIFYING - SECTOR ANALYSIS



SECTOR 1 = FL to I1, SECTOR 2 = I1 to FL, DIFF = Difference To Personal Best Lap, P = Crossed Finish Line in Pit Lane, D = Time Disallowed

P1		126 SUP		Glynn DAVIES		BMW F900 -	
IDEAL LAP TIME : 52.784		BEST LAP TIME : 52.784		DIFFERENCE : 0.000			
LAP	SECTOR 1	SECTOR 2	LAP TIME	MPH	DIFF	TIME OF DAY	
1 -	35.714	22.449	58.163	74.76	5.379	11:24:20.207	
2 -	33.158	21.703	54.861	79.26	2.077	11:25:15.068	
3 -	32.712	21.436	54.148	80.30	1.364	11:26:09.216	
4 -	32.219	21.674	53.893 (3)	80.68	1.109	11:27:03.109	
5 -	31.841	21.251	53.092 (2)	81.90	0.308	11:27:56.201	
6 -	31.689	21.095	52.784 (1)	82.38		11:28:48.985	

P2		1		Adam JAMISON		Yamaha R6 - Team AJR	
IDEAL LAP TIME : 53.109		BEST LAP TIME : 53.309		DIFFERENCE : 0.200			
LAP	SECTOR 1	SECTOR 2	LAP TIME	MPH	DIFF	TIME OF DAY	
1 -	34.842	22.176	57.018	76.26	3.709	11:24:18.522	
2 -	33.157	21.716	54.873	79.24	1.564	11:25:13.395	
3 -	32.515	21.370	53.885	80.70	0.576	11:26:07.280	
4 -	31.933	21.769	53.702 (3)	80.97	0.393	11:27:00.982	
5 -	32.133	21.176	53.309 (1)	81.57		11:27:54.291	
6 -	32.179	21.236	53.415 (2)	81.41	0.106	11:28:47.706	

P3		129 E		Derek CRIPPS		Yamaha R1 - Kelly Cripps - Team FBR	
IDEAL LAP TIME : 53.667		BEST LAP TIME : 53.667		DIFFERENCE : 0.000			
LAP	SECTOR 1	SECTOR 2	LAP TIME	MPH	DIFF	TIME OF DAY	
1 -	40.040	24.157	1:04.197	67.73	10.530	11:24:36.827	
2 -	34.314	22.094	56.408	77.09	2.741	11:25:33.235	
3 -	32.629	21.736	54.365 (3)	79.98	0.698	11:26:27.600	
4 -	32.806	21.297	54.103 (2)	80.37	0.436	11:27:21.703	
5 -	32.386	21.281	53.667 (1)	81.02		11:28:15.370	

P4		48		Shaun WALLIS		Yamaha R6 - MBC Despatch Racing	
IDEAL LAP TIME : 53.700		BEST LAP TIME : 53.832		DIFFERENCE : 0.132			
LAP	SECTOR 1	SECTOR 2	LAP TIME	MPH	DIFF	TIME OF DAY	
1 -	36.020	22.665	58.685	74.10	4.853	11:24:22.367	
2 -	33.684	21.965	55.649	78.14	1.817	11:25:18.016	
3 -	32.605	21.728	54.333 (2)	80.03	0.501	11:26:12.349	
4 -	32.211	21.621	53.832 (1)	80.78		11:27:06.181	
5 -	34.163	21.739	55.902	77.78	2.070	11:28:02.083	
6 -	33.022	21.489	54.511 (3)	79.77	0.679	11:28:56.594	

P5		0		Jeremy HILL		Yamaha R6 - Silver Arrows Racing / LT-Info.com	
IDEAL LAP TIME : 53.768		BEST LAP TIME : 54.217		DIFFERENCE : 0.449			
LAP	SECTOR 1	SECTOR 2	LAP TIME	MPH	DIFF	TIME OF DAY	
1 -	35.847	22.038	57.885 (3)	75.12	3.668	11:24:19.562	
2 -	33.448	21.312	54.760 (2)	79.41	0.543	11:25:14.322	
3 -	33.087	21.130	54.217 (1)	80.20		11:26:08.539	

P6		81		Malvern MAY		Honda CBR600RR - IMP racing	
IDEAL LAP TIME : 54.521		BEST LAP TIME : 54.521		DIFFERENCE : 0.000			
LAP	SECTOR 1	SECTOR 2	LAP TIME	MPH	DIFF	TIME OF DAY	
1 -	36.140	22.769	58.909	73.81	4.388	11:24:29.214	
2 -	34.738	22.430	57.168	76.06	2.647	11:25:26.382	
3 -	34.243	21.989	56.232 (3)	77.33	1.711	11:26:22.614	
4 -	32.680	22.398	55.078 (2)	78.95	0.557	11:27:17.692	
5 -	33.508	23.086	56.594	76.83	2.073	11:28:14.286	
6 -	32.609	21.912	54.521 (1)	79.76		11:29:08.807	

BMCRC - MRO Championships 2023 - Rnd 1 @ Brands Hatch Indy

BMCRC Thunderbike Sport & BMCRC SuperTwins

QUALIFYING - SECTOR ANALYSIS



SECTOR 1 = FL to I1, SECTOR 2 = I1 to FL, DIFF = Difference To Personal Best Lap, P = Crossed Finish Line in Pit Lane, D = Time Disallowed

P7		6 E		Andrew FIRTH		Yamaha YZF-R1 - LTRmotorcycles.co.uk / Palmer Race Skool /	
IDEAL LAP TIME : 54.428		BEST LAP TIME : 54.588		DIFFERENCE : 0.160			
LAP	SECTOR 1	SECTOR 2	LAP TIME	MPH	DIFF	TIME OF DAY	
1 -	36.076	23.156	59.232	73.41	4.644	11:24:23.854	
2 -	33.469	21.875	55.344	78.57	0.756	11:25:19.198	
3 -	33.173	21.737	54.910 (3)	79.19	0.322	11:26:14.108	
4 -	32.975	21.638	54.613 (2)	79.62	0.025	11:27:08.721	
5 -	34.007	22.485	56.492	76.97	1.904	11:28:05.213	
6 -	32.790	21.798	54.588 (1)	79.66		11:28:59.801	

P8		57		Paul NEWMAN		Yamaha R6 - Scarlett racing	
IDEAL LAP TIME : 54.772		BEST LAP TIME : 54.772		DIFFERENCE : 0.000			
LAP	SECTOR 1	SECTOR 2	LAP TIME	MPH	DIFF	TIME OF DAY	
1 -	38.952	23.645	1:02.597	69.46	7.825	11:24:35.314	
2 -	34.467	22.280	56.747	76.63	1.975	11:25:32.061	
3 -	33.838	22.078	55.916 (3)	77.77	1.144	11:26:27.977	
4 -	33.329	21.443	54.772 (1)	79.39		11:27:22.749	
5 -	33.763	22.039	55.802 (2)	77.92	1.030	11:28:18.551	

P9		69		Tony RUSSO		Yamaha R6 - Wymark Lubricants	
IDEAL LAP TIME : 54.908		BEST LAP TIME : 54.908		DIFFERENCE : 0.000			
LAP	SECTOR 1	SECTOR 2	LAP TIME	MPH	DIFF	TIME OF DAY	
1 -	38.135	23.099	1:01.234	71.01	6.326	11:24:27.810	
2 -	35.947	22.013	57.960	75.02	3.052	11:25:25.770	
3 -	34.700	22.612	57.312 (3)	75.87	2.404	11:26:23.082	
4 -	33.344	21.564	54.908 (1)	79.19		11:27:17.990	
5 -	33.750	22.667	56.417 (2)	77.07	1.509	11:28:14.407	

P10		77		David MAY		Suzuki 600 - Orchard cooling/ team Silver Arrows	
IDEAL LAP TIME : 55.052		BEST LAP TIME : 55.052		DIFFERENCE : 0.000			
LAP	SECTOR 1	SECTOR 2	LAP TIME	MPH	DIFF	TIME OF DAY	
1 -	36.950	23.374	1:00.324	72.08	5.272	11:24:23.909	
2 -	35.085	22.472	57.557	75.55	2.505	11:25:21.466	
3 -	33.963	21.924	55.887 (2)	77.81	0.835	11:26:17.353	
4 -	33.243	21.809	55.052 (1)	78.99		11:27:12.405	
5 -	33.757	22.319	56.076 (3)	77.54	1.024	11:28:08.481	
6 -	34.056	22.471	56.527	76.92	1.475	11:29:05.008	

P11		2		Andrew GILL		Kawasaki ZXR400 -	
IDEAL LAP TIME : 55.213		BEST LAP TIME : 55.252		DIFFERENCE : 0.039			
LAP	SECTOR 1	SECTOR 2	LAP TIME	MPH	DIFF	TIME OF DAY	
1 -	36.011	23.405	59.416	73.18	4.164	11:24:23.764	
2 -	35.851	22.568	58.419	74.43	3.167	11:25:22.183	
3 -	33.638	21.842	55.480 (2)	78.38	0.228	11:26:17.663	
4 -	33.371	21.881	55.252 (1)	78.70		11:27:12.915	
5 -	33.687	24.815	58.502	74.33	3.250	11:28:11.417	
6 -	33.421	23.145	56.566 (3)	76.87	1.314	11:29:07.983	

P12		118		Darren CORKETT		Suzuki GSXR 600 - Jackson & Phillips	
IDEAL LAP TIME : 55.288		BEST LAP TIME : 55.288		DIFFERENCE : 0.000			
LAP	SECTOR 1	SECTOR 2	LAP TIME	MPH	DIFF	TIME OF DAY	
1 -	36.964	23.412	1:00.376	72.02	5.088	11:24:26.319	
2 -	35.115	22.553	57.668	75.40	2.380	11:25:23.987	
3 -	35.088	22.140	57.228	75.98	1.940	11:26:21.215	
4 -	33.701	22.220	55.921 (2)	77.76	0.633	11:27:17.136	
5 -	33.889	22.701	56.590 (3)	76.84	1.302	11:28:13.726	
6 -	33.363	21.925	55.288 (1)	78.65		11:29:09.014	

BMCRC - MRO Championships 2023 - Rnd 1 @ Brands Hatch Indy

BMCRC Thunderbike Sport & BMCRC SuperTwins

QUALIFYING - SECTOR ANALYSIS



SECTOR 1 = FL to I1, SECTOR 2 = I1 to FL, DIFF = Difference To Personal Best Lap, P = Crossed Finish Line in Pit Lane, D = Time Disallowed

P13 79 SUP James O'MARA		BMW F900R - BRP Machining Ltd				
IDEAL LAP TIME : 55.434		BEST LAP TIME : 55.434		DIFFERENCE : 0.000		
LAP	SECTOR 1	SECTOR 2	LAP TIME	MPH	DIFF	TIME OF DAY
1 -	OUTLAP	23.261	1:01.282	70.96	5.848	11:25:56.476
2 -	34.101	22.761	56.862 (3)	76.47	1.428	11:26:53.338
3 -	33.118	22.556	55.674 (2)	78.10	0.240	11:27:49.012
4 -	32.946	22.488	55.434 (1)	78.44		11:28:44.446

P14 25 Harrison DAY		Yamaha R6 -				
IDEAL LAP TIME : 55.885		BEST LAP TIME : 55.885		DIFFERENCE : 0.000		
LAP	SECTOR 1	SECTOR 2	LAP TIME	MPH	DIFF	TIME OF DAY
1 -	40.119	24.483	1:04.602	67.31	8.717	11:24:36.073
2 -	36.423	23.474	59.897	72.60	4.012	11:25:35.970
3 -	34.728	22.254	56.982 (3)	76.31	1.097	11:26:32.952
4 -	34.056	22.091	56.147 (2)	77.45	0.262	11:27:29.099
5 -	34.035	21.850	55.885 (1)	77.81		11:28:24.984

P15 12 E Alex PENRICE		Honda VTR 1000 SP1 - AP Motorcycles				
IDEAL LAP TIME : 56.000		BEST LAP TIME : 56.000		DIFFERENCE : 0.000		
LAP	SECTOR 1	SECTOR 2	LAP TIME	MPH	DIFF	TIME OF DAY
1 -	40.128	24.589	1:04.717	67.19	8.717	11:24:36.993
2 -	36.016	23.123	59.139	73.53	3.139	11:25:36.132
3 -	35.132	22.358	57.490 (3)	75.64	1.490	11:26:33.622
4 -	34.230	22.169	56.399 (2)	77.10	0.399	11:27:30.021
5 -	34.042	21.958	56.000 (1)	77.65		11:28:26.021

P16 51 SUP Matthew FEDRICK		BMW F900 - Matthew Fedrick farriers ltd/ Palmer Race Skool				
IDEAL LAP TIME : 56.226		BEST LAP TIME : 56.226		DIFFERENCE : 0.000		
LAP	SECTOR 1	SECTOR 2	LAP TIME	MPH	DIFF	TIME OF DAY
1 -	35.813	22.948	58.761	74.00	2.535	11:24:21.411
2 -	34.667	22.897	57.564	75.54	1.338	11:25:18.975
3 -	34.084	22.680	56.764	76.60	0.538	11:26:15.739
4 -	34.026	22.440	56.466 (2)	77.01	0.240	11:27:12.205
5 -	33.808	22.418	56.226 (1)	77.34		11:28:08.431
6 -	34.072	22.565	56.637 (3)	76.78	0.411	11:29:05.068

P17 52 E Barry MANTELL		Honda 929 FIREBLADE - Swedish car connection				
IDEAL LAP TIME : 55.199		BEST LAP TIME : 56.238		DIFFERENCE : 1.039		
LAP	SECTOR 1	SECTOR 2	LAP TIME	MPH	DIFF	TIME OF DAY
1 -	37.987	23.425	1:01.412	70.81	5.174	11:24:33.670
2 -	34.687	22.658	57.345	75.83	1.107	11:25:31.015
3 -	33.906	22.332	56.238 (1)	77.32		11:26:27.253
4 -	34.260	22.022	56.282 (3)	77.26	0.044	11:27:23.535
5 -	33.658	22.596	56.254 (2)	77.30	0.016	11:28:19.789

P18 75 E Stewart MAY		Honda CBR600F3 - Mucking fagic				
IDEAL LAP TIME : 56.327		BEST LAP TIME : 56.327		DIFFERENCE : 0.000		
LAP	SECTOR 1	SECTOR 2	LAP TIME	MPH	DIFF	TIME OF DAY
1 -	37.492	23.799	1:01.291	70.95	4.964	11:24:25.808
2 -	35.039	22.834	57.873	75.14	1.546	11:25:23.681
3 -	34.928	22.507	57.435 (3)	75.71	1.108	11:26:21.116
4 -	34.017	22.310	56.327 (1)	77.20		11:27:17.443
5 -	34.154	23.067	57.221 (2)	75.99	0.894	11:28:14.664

BMCRC - MRO Championships 2023 - Rnd 1 @ Brands Hatch Indy

BMCRC Thunderbike Sport & BMCRC SuperTwins

QUALIFYING - SECTOR ANALYSIS



SECTOR 1 = FL to I1, SECTOR 2 = I1 to FL, DIFF = Difference To Personal Best Lap, P = Crossed Finish Line in Pit Lane, D = Time Disallowed

P19 139		Rob MARLEY		Honda CBR600F3 - PearTree Racing		
IDEAL LAP TIME : 55.812		BEST LAP TIME : 56.523		DIFFERENCE : 0.711		
LAP	SECTOR 1	SECTOR 2	LAP TIME	MPH	DIFF	TIME OF DAY
1 -	37.885	23.525	1:01.410	70.81	4.887	11:24:28.611
2 -	35.930	22.614	58.544 (3)	74.27	2.021	11:25:27.155
3 -	34.141	22.382	56.523 (1)	76.93		11:26:23.678
4 -	34.616	22.648	57.264 (2)	75.93	0.741	11:27:20.942
5 -	37.577	23.364	1:00.941	71.35	4.418	11:28:21.883

P20 89 R		Marco STRILLOZZI		Yamaha R6 - KLUAPP.COM		
IDEAL LAP TIME : 56.803		BEST LAP TIME : 57.189		DIFFERENCE : 0.386		
LAP	SECTOR 1	SECTOR 2	LAP TIME	MPH	DIFF	TIME OF DAY
1 -	36.656	23.214	59.870	72.63	2.681	11:24:23.265
2 -	35.912	22.569	58.481	74.35	1.292	11:25:21.746
3 -	35.103	22.598	57.701 (3)	75.36	0.512	11:26:19.447
4 -	34.499	22.690	57.189 (1)	76.03		11:27:16.636
5 -	34.234	23.137	57.371 (2)	75.79	0.182	11:28:14.007

P21 11		Malcolm BATE		YAMAHA R6 - Hartjay		
IDEAL LAP TIME : 57.352		BEST LAP TIME : 57.352		DIFFERENCE : 0.000		
LAP	SECTOR 1	SECTOR 2	LAP TIME	MPH	DIFF	TIME OF DAY
1 -	38.897	22.926	1:01.823	70.33	4.471	11:24:30.604
2 -	35.504	22.812	58.316 (3)	74.56	0.964	11:25:28.920
3 -	35.353	22.821	58.174 (2)	74.75	0.822	11:26:27.094
4 -	36.110	23.107	59.217	73.43	1.865	11:27:26.311
5 -	34.773	22.579	57.352 (1)	75.82		11:28:23.663

P22 22 SUP		Matt VENN		BMW F900 -		
IDEAL LAP TIME : 57.453		BEST LAP TIME : 57.462		DIFFERENCE : 0.009		
LAP	SECTOR 1	SECTOR 2	LAP TIME	MPH	DIFF	TIME OF DAY
1 -	40.507	24.400	1:04.907	66.99	7.445	11:24:37.879
2 -	36.189	23.656	59.845	72.66	2.383	11:25:37.724
3 -	35.407	23.323	58.730 (3)	74.04	1.268	11:26:36.454
4 -	34.941	22.589	57.530 (2)	75.58	0.068	11:27:33.984
5 -	34.950	22.512	57.462 (1)	75.67		11:28:31.446

P23 97		Alex MANN		Honda CBR600RR - Michael Jones Jeweller, Esprit Group, Carl		
IDEAL LAP TIME : 57.243		BEST LAP TIME : 57.550		DIFFERENCE : 0.307		
LAP	SECTOR 1	SECTOR 2	LAP TIME	MPH	DIFF	TIME OF DAY
1 -	OUTLAP	23.859	1:06.294	65.59	8.744	11:25:55.808
2 -	36.125	23.270	59.395 (3)	73.21	1.845	11:26:55.203
3 -	34.774	22.954	57.728 (2)	75.32	0.178	11:27:52.931
4 -	35.081	22.469	57.550 (1)	75.56		11:28:50.481

P24 84 E		Ricardo BRANCO		Yamaha R6 - IMP Racing		
IDEAL LAP TIME : 57.584		BEST LAP TIME : 57.670		DIFFERENCE : 0.086		
LAP	SECTOR 1	SECTOR 2	LAP TIME	MPH	DIFF	TIME OF DAY
1 -	37.243	23.474	1:00.717	71.62	3.047	11:24:26.899
2 -	35.299	23.061	58.360	74.51	0.690	11:25:25.259
3 -	35.046	22.690	57.736 (2)	75.31	0.066	11:26:22.995
4 -	34.894	22.776	57.670 (1)	75.40		11:27:20.665
5 -	35.518	22.809	58.327 (3)	74.55	0.657	11:28:18.992

BMCRC - MRO Championships 2023 - Rnd 1 @ Brands Hatch Indy

BMCRC Thunderbike Sport & BMCRC SuperTwins

QUALIFYING - SECTOR ANALYSIS



SECTOR 1 = FL to I1, SECTOR 2 = I1 to FL, DIFF = Difference To Personal Best Lap, P = Crossed Finish Line in Pit Lane, D = Time Disallowed

P25 994 R		Adrian HOWARD		Suzuki GSXR 600 -			
IDEAL LAP TIME : 57.770		BEST LAP TIME : 57.770		DIFFERENCE : 0.000			
LAP	SECTOR 1	SECTOR 2	LAP TIME	MPH	DIFF	TIME OF DAY	
1 -	41.182	24.620	1:05.802	66.08	8.032	11:24:37.663	
2 -	37.232	23.612	1:00.844	71.47	3.074	11:25:38.507	
3 -	36.743	23.511	1:00.254 (2)	72.17	2.484	11:26:38.761	
4 -	34.875	22.895	57.770 (1)	75.27		11:27:36.531	
5 -	37.738	22.900	1:00.638 (3)	71.71	2.868	11:28:37.169	

P26 44 SUP		Tony PARKER		Kawasaki ER650RR - insta/youtube 44notpol			
IDEAL LAP TIME : 57.751		BEST LAP TIME : 57.866		DIFFERENCE : 0.115			
LAP	SECTOR 1	SECTOR 2	LAP TIME	MPH	DIFF	TIME OF DAY	
1 -	39.965	25.398	1:05.363	66.53	7.497	11:24:42.650	
2 -	36.091	24.102	1:00.193	72.24	2.327	11:25:42.843	
3 -	36.097	23.737	59.834 (3)	72.67	1.968	11:26:42.677	
4 -	35.535	23.742	59.277 (2)	73.36	1.411	11:27:41.954	
5 -	34.816	23.050	57.866 (1)	75.14		11:28:39.820	

P27 35 R		Logan STONE		Yamaha R6 -			
IDEAL LAP TIME : 58.383		BEST LAP TIME : 58.654		DIFFERENCE : 0.271			
LAP	SECTOR 1	SECTOR 2	LAP TIME	MPH	DIFF	TIME OF DAY	
1 -	39.811	24.857	1:04.668	67.24	6.014	11:24:35.919	
2 -	37.825	23.667	1:01.492	70.71	2.838	11:25:37.411	
3 -	35.296	24.319	59.615 (3)	72.94	0.961	11:26:37.026	
4 -	35.503	23.336	58.839 (2)	73.90	0.185	11:27:35.865	
5 -	35.487	23.167	58.654 (1)	74.13		11:28:34.519	

P28 49		Oli CHAYTOR		Yamaha R6 - PearTree Racing			
IDEAL LAP TIME : 58.533		BEST LAP TIME : 58.694		DIFFERENCE : 0.161			
LAP	SECTOR 1	SECTOR 2	LAP TIME	MPH	DIFF	TIME OF DAY	
1 -	40.035	24.445	1:04.480	67.44	5.786	11:24:34.992	
2 -	37.325	23.477	1:00.802	71.52	2.108	11:25:35.794	
3 -	36.734	23.550	1:00.284 (3)	72.13	1.590	11:26:36.078	
4 -	36.909	23.115	1:00.024 (2)	72.44	1.330	11:27:36.102	
5 -	35.711	22.983	58.694 (1)	74.08		11:28:34.796	

P29 116		Gareth FAITH		Suzuki SV650 - Sitramoto			
IDEAL LAP TIME : 58.851		BEST LAP TIME : 58.851		DIFFERENCE : 0.000			
LAP	SECTOR 1	SECTOR 2	LAP TIME	MPH	DIFF	TIME OF DAY	
1 -	42.643	28.305	1:10.948	61.29	12.097	11:24:45.177	
2 -	37.516	23.981	1:01.497	70.71	2.646	11:25:46.674	
3 -	36.297	23.530	59.827 (3)	72.68	0.976	11:26:46.501	
4 -	35.715	23.136	58.851 (1)	73.89		11:27:45.352	
5 -	35.743	23.328	59.071 (2)	73.61	0.220	11:28:44.423	

P30 138 SUP		Craig JARMIN		Suzuki SV650 - SK PreP			
IDEAL LAP TIME : 59.643		BEST LAP TIME : 59.643		DIFFERENCE : 0.000			
LAP	SECTOR 1	SECTOR 2	LAP TIME	MPH	DIFF	TIME OF DAY	
1 -	41.778	26.859	1:08.637	63.35	8.994	11:24:44.247	
2 -	36.503	24.159	1:00.662	71.68	1.019	11:25:44.909	
3 -	36.109	23.988	1:00.097 (3)	72.35	0.454	11:26:45.006	
4 -	35.833	23.810	59.643 (1)	72.91		11:27:44.649	
5 -	35.867	23.938	59.805 (2)	72.71	0.162	11:28:44.454	

BMCRC - MRO Championships 2023 - Rnd 1 @ Brands Hatch Indy

BMCRC Thunderbike Sport & BMCRC SuperTwins

QUALIFYING - SECTOR ANALYSIS



SECTOR 1 = FL to I1, SECTOR 2 = I1 to FL, DIFF = Difference To Personal Best Lap, P = Crossed Finish Line in Pit Lane, D = Time Disallowed

P31 26		Piers DARBY		Suzuki SV650 - Darby Racing			
IDEAL LAP TIME : 59.757		BEST LAP TIME : 59.839		DIFFERENCE : 0.082			
LAP	SECTOR 1	SECTOR 2	LAP TIME	MPH	DIFF	TIME OF DAY	
1 -	40.051	24.904	1:04.955	66.94	5.116	11:24:37.030	
2 -	36.889	24.641	1:01.530	70.67	1.691	11:25:38.560	
3 -	36.268	23.979	1:00.247 (3)	72.17	0.408	11:26:38.807	
4 -	35.778	24.061	59.839 (1)	72.67		11:27:38.646	
5 -	35.806	24.224	1:00.030 (2)	72.44	0.191	11:28:38.676	

P32 127		John DAY		Honda VFR 750 F -			
IDEAL LAP TIME : 1:02.659		BEST LAP TIME : 1:02.975		DIFFERENCE : 0.316			
LAP	SECTOR 1	SECTOR 2	LAP TIME	MPH	DIFF	TIME OF DAY	
1 -	43.627	26.140	1:09.767	62.33	6.792	11:24:51.297	
2 -	41.076	24.972	1:06.048	65.84	3.073	11:25:57.345	
3 -	40.728	25.139	1:05.867 (3)	66.02	2.892	11:27:03.212	
4 -	38.704	24.293	1:02.997 (2)	69.02	0.022	11:28:06.209	
5 -	38.366	24.609	1:02.975 (1)	69.05		11:29:09.184	

P33 4 SUP		Liam ARMITAGE		Kawasaki ER6 - LA KITCHENS			
IDEAL LAP TIME : 1:02.907		BEST LAP TIME : 1:04.977		DIFFERENCE : 2.070			
LAP	SECTOR 1	SECTOR 2	LAP TIME	MPH	DIFF	TIME OF DAY	
1 -	42.561	26.768	1:09.329	62.72	4.352	11:24:49.257	
2 -	39.950	27.374	1:07.324 (3)	64.59	2.347	11:25:56.581	
3 -	40.511	26.217	1:06.728 (2)	65.16	1.751	11:27:03.309	
4 -	40.045	24.932	1:04.977 (1)	66.92		11:28:08.286	

BMCRC - MRO Championships 2023 - Rnd 1 @ Brands Hatch Indy

BMCRC Thunderbike Sport & BMCRC SuperTwins

QUALIFYING - BEST SECTORS

SECTOR 1			SECTOR 2			IDEAL / BEST COMPARISON						
POS	NO	NAME	TIME	NO	NAME	TIME	POS	NO	NAME	IDEAL	BEST	DIFF
									PERFECT LAP	52.784		
1	126	DAVIES	31.689	126	DAVIES	21.095	1	126	DAVIES	52.784	52.784	0.000
2	1	JAMISON	31.933	0	HILL	21.130	2	1	JAMISON	53.109	53.309	0.200
3	48	WALLIS	32.211	1	JAMISON	21.176	3	129	CRIPPS	53.667	53.667	0.000
4	129	CRIPPS	32.386	129	CRIPPS	21.281	4	48	WALLIS	53.700	53.832	0.132
5	81	MAY	32.609	57	NEWMAN	21.443	5	0	HILL	53.768	54.217	0.449
6	0	HILL	32.638	48	WALLIS	21.489	6	6	FIRTH	54.428	54.588	0.160
7	6	FIRTH	32.790	69	RUSSO	21.564	7	81	MAY	54.521	54.521	0.000
8	79	O'MARA	32.946	6	FIRTH	21.638	8	57	NEWMAN	54.772	54.772	0.000
9	52	MANTELL	33.198	77	MAY	21.809	9	69	RUSSO	54.908	54.908	0.000
10	77	MAY	33.243	2	GILL	21.842	10	77	MAY	55.052	55.052	0.000
11	57	NEWMAN	33.329	25	DAY	21.850	11	52	MANTELL	55.199	56.238	1.039
12	69	RUSSO	33.344	81	MAY	21.912	12	2	GILL	55.213	55.252	0.039
13	118	CORKETT	33.363	118	CORKETT	21.925	13	118	CORKETT	55.288	55.288	0.000
14	2	GILL	33.371	12	PENRICE	21.958	14	79	O'MARA	55.434	55.434	0.000
15	139	MARLEY	33.430	52	MANTELL	22.001	15	139	MARLEY	55.812	56.523	0.711
16	51	FEDRICK	33.808	75	MAY	22.310	16	25	DAY	55.885	55.885	0.000
17	75	MAY	34.017	139	MARLEY	22.382	17	12	PENRICE	56.000	56.000	0.000
18	25	DAY	34.035	51	FEDRICK	22.418	18	51	FEDRICK	56.226	56.226	0.000
19	12	PENRICE	34.042	97	MANN	22.469	19	75	MAY	56.327	56.327	0.000
20	89	STRILLOZZI	34.234	79	O'MARA	22.488	20	89	STRILLOZZI	56.803	57.189	0.386
21	44	PARKER	34.701	22	VENN	22.512	21	97	MANN	57.243	57.550	0.307
22	11	BATE	34.773	89	STRILLOZZI	22.569	22	11	BATE	57.352	57.352	0.000
23	97	MANN	34.774	11	BATE	22.579	23	22	VENN	57.453	57.462	0.009
24	994	HOWARD	34.875	84	BRANCO	22.690	24	84	BRANCO	57.584	57.670	0.086
25	84	BRANCO	34.894	994	HOWARD	22.895	25	44	PARKER	57.751	57.866	0.115
26	22	VENN	34.941	49	CHAYTOR	22.983	26	994	HOWARD	57.770	57.770	0.000
27	35	STONE	35.216	44	PARKER	23.050	27	35	STONE	58.383	58.654	0.271
28	49	CHAYTOR	35.550	116	FAITH	23.136	28	49	CHAYTOR	58.533	58.694	0.161
29	116	FAITH	35.715	35	STONE	23.167	29	116	FAITH	58.851	58.851	0.000
30	26	DARBY	35.778	138	JARMIN	23.810	30	138	JARMIN	59.643	59.643	0.000
31	138	JARMIN	35.833	26	DARBY	23.979	31	26	DARBY	59.757	59.839	0.082
32	4	ARMITAGE	37.975	127	DAY	24.293	32	127	DAY	1:02.659	1:02.975	0.316
33	127	DAY	38.366	4	ARMITAGE	24.932	33	4	ARMITAGE	1:02.907	1:04.977	2.070
34												
35												

BMCRC - MRO Championships 2023 - Rnd 1 @ Brands Hatch Indy

BMCRC Thunderbike Sport & BMCRC SuperTwins

QUALIFYING - STATISTICS

Competitors Started 35
Planned Start 2023-03-11 @ 11:33:00.000
Actual Start 2023-03-11 @ 11:22:46.477
Finish Time 2023-03-11 @ 11:29:41.598
Track Length 1.2079mi.
Total Laps 169
Total Distance Covered 204.1428mi.

Session Fastest Lap History

NO	CL	NAME	LAP TIME	TIME OF DAY	LAP	VEHICLE
1		Adam JAMISON	57.018	11:24:18.532	1	Yamaha R6
1		Adam JAMISON	54.873	11:25:13.404	2	Yamaha R6
0		Jeremy HILL	54.760	11:25:14.330	2	Yamaha R6
1		Adam JAMISON	53.885	11:26:07.287	3	Yamaha R6
1		Adam JAMISON	53.702	11:27:00.990	4	Yamaha R6
1		Adam JAMISON	53.309	11:27:54.300	5	Yamaha R6
126	SUP	Glynn DAVIES	53.092	11:27:56.224	5	BMW F900
126	SUP	Glynn DAVIES	52.784	11:28:49.008	6	BMW F900

Flag History

TYPE	TIME OF DAY
GREEN	11:22:46.477
RED	11:29:09.348
FINISH	11:29:41.598

Flag Statistics

TYPE	COUNT	TOTAL LAPS	TOTAL TIME
Green	1	6	6:22.871
Red	1	0	32.249
Safety Car	0	0	0.000
FCY	0	0	0.000

BMCRC - MRO Championships 2023 - Rnd 1 @ Brands Hatch Indy

BMCRC Thunderbike Sport & BMCRC SuperTwins

QUALIFYING - STATISTICS

CLASS : E

7 Starters

Fastest Lap History

NO	NAME	LAP TIME	TIME OF DAY	LAP	VEHICLE
6	Andrew FIRTH	59.232	11:24:23.868	1	Yamaha YZF-R1
6	Andrew FIRTH	55.344	11:25:19.211	2	Yamaha YZF-R1
6	Andrew FIRTH	54.910	11:26:14.121	3	Yamaha YZF-R1
129	Derek CRIPPS	54.365	11:26:27.613	3	Yamaha R1
129	Derek CRIPPS	54.103	11:27:21.716	4	Yamaha R1
129	Derek CRIPPS	53.667	11:28:15.383	5	Yamaha R1

BMCRC - MRO Championships 2023 - Rnd 1 @ Brands Hatch Indy

BMCRC Thunderbike Sport & BMCRC SuperTwins

QUALIFYING - STATISTICS

CLASS :

19 Starters

Fastest Lap History

NO	NAME	LAP TIME	TIME OF DAY	LAP	VEHICLE
1	Adam JAMISON	57.018	11:24:18.532	1	Yamaha R6
1	Adam JAMISON	54.873	11:25:13.404	2	Yamaha R6
0	Jeremy HILL	54.760	11:25:14.330	2	Yamaha R6
1	Adam JAMISON	53.885	11:26:07.287	3	Yamaha R6
1	Adam JAMISON	53.702	11:27:00.990	4	Yamaha R6
1	Adam JAMISON	53.309	11:27:54.300	5	Yamaha R6

BMCRC - MRO Championships 2023 - Rnd 1 @ Brands Hatch Indy

BMCRC Thunderbike Sport & BMCRC SuperTwins

QUALIFYING - STATISTICS

CLASS : R

3 Starters

Fastest Lap History

NO	NAME	LAP TIME	TIME OF DAY	LAP	VEHICLE
89	Marco STRILLOZZI	59.870	11:24:23.290	1	Yamaha R6
89	Marco STRILLOZZI	58.481	11:25:21.770	2	Yamaha R6
89	Marco STRILLOZZI	57.701	11:26:19.471	3	Yamaha R6
89	Marco STRILLOZZI	57.189	11:27:16.660	4	Yamaha R6

BMCRC - MRO Championships 2023 - Rnd 1 @ Brands Hatch Indy

BMCRC Thunderbike Sport & BMCRC SuperTwins

QUALIFYING - STATISTICS

CLASS : SUP

7 Starters

Fastest Lap History

NO	NAME	LAP TIME	TIME OF DAY	LAP	VEHICLE
126	Glynn DAVIES	58.163	11:24:20.231	1	BMW F900
126	Glynn DAVIES	54.861	11:25:15.091	2	BMW F900
126	Glynn DAVIES	54.148	11:26:09.239	3	BMW F900
126	Glynn DAVIES	53.893	11:27:03.133	4	BMW F900
126	Glynn DAVIES	53.092	11:27:56.224	5	BMW F900
126	Glynn DAVIES	52.784	11:28:49.008	6	BMW F900

BMCRC - MRO Championships 2023 - Rnd 1 @ Brands Hatch Indy



BMCRC Thunderbike Sport & BMCRC SuperTwins

RACE 11 - GRID (9 Laps)

ROW 12	36		35	151 Andrew DURANT	34	119 Kevin BURTON	
ROW 11		33	92 Tommi CALDWELL	32	58 Michael ALLEN	31	47 Tristan BOHANAN
ROW 10	30	39 Michael HUDSON	29	689 David TREVEIL	28	4 Liam ARMITAGE	1:04.977
ROW 9		27	127 John DAY	26	26 Piers DARBY	25	138 Craig JARMIN
ROW 8	24	116 Gareth FAITH	23	49 Oli CHAYTOR	22	35 Logan STONE	58.851, 58.694, 58.654
ROW 7		21	44 Tony PARKER	20	994 Adrian HOWARD	19	84 Ricardo BRANCO
ROW 6	18	97 Alex MANN	17	22 Matt VENN	16	11 Malcolm BATE	57.866, 57.770, 57.550, 57.462, 57.352
ROW 5		15	89 Marco STRILLOZZI	14	139 Rob MARLEY	13	51 Matthew FEDRICK
ROW 4	12	25 Harrison DAY	11	79 James O'MARA	10	118 Darren CORKETT	57.189, 56.523, 56.226, 55.885, 55.434, 55.288
ROW 3		9	2 Andrew GILL	8	77 David MAY	7	69 Tony RUSSO
ROW 2	6	57 Paul NEWMAN	5	81 Malvern MAY	4	0 Jeremy HILL	55.252, 55.052, 54.908, 54.772, 54.521, 54.217
ROW 1		3	48 Shaun WALLIS	2	1 Adam JAMISON	1	126 Glynn DAVIES
							Pole

Brands Hatch Indy: 1.2079 miles

These results are provisional until the conclusion of any judicial and technical matters.

Clerk Of Course :	Stewards :	Timekeeper : Craig Smith
-------------------	------------	--------------------------

Results can be found at www.tsl-timing.com

Printed - 11:33 Saturday, 11 March 2023



BMCRC - MRO Championships 2023 - Rnd 1 @ Brands Hatch Indy



BMCRC Thunderbike Sport & BMCRC SuperTwins

RACE 11 - CLASSIFICATION

POS	NO	CL	PIC NAME	ENTRY	LAPS	TIME	GAP	DIFF	MPH	BEST	ON
1	0		1 Jeremy HILL	Yamaha R6 - Silver Arrows Racing / LT-Info.com	9	7:58.452			81.80	51.932	9
2	1		2 Adam JAMISON	Yamaha R6 - Team AJR	9	7:59.238	0.786	0.786	81.66	52.198	8
3	48		3 Shaun WALLIS	Yamaha R6 - MBC Despatch Racing	9	8:05.428	6.976	6.190	80.62	52.666	3
4	81		4 Malvern MAY	Honda CBR600RR - IMP racing	9	8:07.151	8.699	1.723	80.33	53.004	9
5	77		5 David MAY	Suzuki 600 - Orchard cooling/ team Silver Arrows	9	8:07.423	8.971	0.272	80.29	53.112	5
6	57		6 Paul NEWMAN	Yamaha R6 - Scarlett racing	9	8:09.179	10.727	1.756	80.00	53.148	9
7	79	SUP	1 James O'MARA	BMW F900R - BRP Machining Ltd	9	8:13.431	14.979	4.252	79.31	53.423	5
8	51	SUP	2 Matthew FEDRICK	BMW F900 - Matthew Fedrick farriers ltd/ Palmer R	9	8:18.492	20.040	5.061	78.51	54.375	4
9	25		7 Harrison DAY	Yamaha R6 -	9	8:25.426	26.974	6.934	77.43	54.259	8
10	139		8 Rob MARLEY	Honda CBR600F3 - PearTree Racing	9	8:27.956	29.504	2.530	77.04	55.119	7
11	84		9 Ricardo BRANCO	Yamaha R6 - IMP Racing	9	8:33.939	35.487	5.983	76.15	55.663	4
12	97		10 Alex MANN	Honda CBR600RR - Michael Jones Jeweller, Espri	9	8:33.990	35.538	0.051	76.14	55.587	5
13	994	R	1 Adrian HOWARD	Suzuki GSXR 600 -	9	8:36.232	37.780	2.242	75.81	55.686	6
14	58	SUP	3 Michael ALLEN	Kawasaki ER6 -	9	8:36.679	38.227	0.447	75.74	55.433	9
15	44	SUP	4 Tony PARKER	Kawasaki ER650RR - insta/youtube 44notpol	9	8:41.826	43.374	5.147	75.00	55.797	9
16	47		11 Tristan BOHANAN	Suzuki SV650 -	9	8:42.598	44.146	0.772	74.89	56.113	6
17	22	SUP	5 Matt VENN	BMW F900 -	9	8:46.337	47.885	3.739	74.35	56.560	9
18	89	R	2 Marco STRILLOZZI	Yamaha R6 - KLUAPP.COM	9	8:47.798	49.346	1.461	74.15	56.416	8
19	49		12 Oli CHAYTOR	Yamaha R6 - PearTree Racing	9	8:48.345	49.893	0.547	74.07	56.955	6
20	35	R	3 Logan STONE	Yamaha R6 -	9	8:52.523	54.071	4.178	73.49	57.130	6
21	689		13 David TREVEIL	Yamaha YZF-R6 -	9	8:52.878	54.426	0.355	73.44	56.895	6
22	116		14 Gareth FAITH	Suzuki SV650 - Sitramoto	9	8:52.969	54.517	0.091	73.43	56.536	7
23	138	SUP	6 Craig JARMIN	Suzuki SV650 - SK PreP	8	7:59.603	1 Lap	1 Lap	72.53	58.480	7
24	26		15 Piers DARBY	Suzuki SV650 - Darby Racing	8	8:04.384	1 Lap	4.781	71.82	58.787	7
25	127		16 John DAY	Honda VFR 750 F -	8	8:34.436	1 Lap	30.052	67.62	1:01.806	6
26	4	SUP	7 Liam ARMITAGE	Kawasaki ER6 - LA KITCHENS	8	8:36.869	1 Lap	2.433	67.30	1:02.607	2

NOT CLASSIFIED

DNF	2		Andrew GILL	Kawasaki ZXR400 -	7	6:29.276	2 Laps	1 Lap	78.19	54.003	4
DQ	69		Tony RUSSO	Yamaha R6 - Wymark Lubricants							

NOT STARTED

NS	126	SUP	Glynn DAVIES	BMW F900 -							
----	-----	-----	--------------	------------	--	--	--	--	--	--	--

FASTEST LAP

	0		Jeremy HILL	Yamaha R6 - Silver Arrows Racing / LT-Info.com	9	51.932		83.73 mph		134.76 kph	
	79	SUP	James O'MARA	BMW F900R - BRP Machining Ltd	5	53.423		81.39 mph		130.99 kph	
	994	R	Adrian HOWARD	Suzuki GSXR 600 -	6	55.686		78.09 mph		125.67 kph	

* No. 69 - Disqualified for failing post race technical inspection

Class - 92.5% of Race Speed = 75.66 mph

Class SUP - 92.5% of Race Speed = 73.36 mph

Class R - 92.5% of Race Speed = 70.12 mph

Weather / Track : Cloudy / Dry

These results are provisional until the conclusion of any judicial and technical matters.

Race Distance: 9 Laps / 10.87 miles
Brands Hatch Indy: 1.2079 miles
Date: 11/03/2023 Start: 14:43 Finish: 14:51

Clerk Of Course :	Stewards :	Timekeeper : <i>Craig Smith</i>
-------------------	------------	------------------------------------

Results can be found at www.tsl-timing.com

Printed - 15:30 Saturday, 11 March 2023



BMCR - MRO Championships 2023 - Rnd 1 @ Brands Hatch Indy

BMCR Thunderbike Sport & BMCR SuperTwins

RACE 11 - LAP CHART

LAP 1 @ 14:44:57.889		
NO	BEHIND	LAP TIME

0		58.054
48	0.503	58.557
1	0.697	58.751
81	1.454	59.508
79	2.436	1:00.490
77	2.478	1:00.532
57	2.578	1:00.632
51	3.375	1:01.429
2	3.864	1:01.918
69	4.378	1:02.432
139	4.634	1:02.688
84	5.724	1:03.778
25	6.076	1:04.130
97	6.443	1:04.497
89	7.649	1:05.703
44	7.684	1:05.738
58	7.795	1:05.849
22	7.847	1:05.901
994	8.183	1:06.237
138	9.185	1:07.239
49	9.211	1:07.265
116	9.664	1:07.718
47	9.852	1:07.906
35	10.184	1:08.238
26	10.876	1:08.930
689	10.910	1:08.964
4	13.831	1:11.885
127	16.878	1:14.932

LAP 2 @ 14:45:51.192		
NO	BEHIND	LAP TIME

0		53.303
1	0.397	53.003
48	0.923	53.723
81	1.856	53.705
77	2.764	53.589
57	3.734	54.459
79	3.985	54.852
51	4.678	54.606
69	4.796	53.721
2	5.135	54.574
139	7.178	55.847
84	9.295	56.874
25	9.606	56.833
97	9.973	56.833
58	11.979	57.487
89	12.790	58.444
44	13.003	58.622
22	13.084	58.540
994	13.096	58.216
47	13.754	57.205
49	14.097	58.189
116	15.224	58.863
138	15.313	59.431
35	15.601	58.720
689	17.332	59.725
26	17.415	59.842
4	23.135	1:02.607
127	27.814	1:04.239

0		53.061
1	0.190	52.854
48	0.528	52.666
81	2.397	53.602
77	3.227	53.524
57	4.143	53.470
79	4.905	53.981
69	5.775	54.040
51	6.127	54.510
2	6.880	54.806
139	9.968	55.851
25	12.339	55.794
84	12.368	56.134
97	12.725	55.813
58	14.954	56.036
994	15.901	55.866
44	17.841	57.899
47	18.011	57.318
22	19.122	59.099
89	19.758	1:00.029
49	19.852	58.816
138	20.831	58.579
35	20.848	58.308
116	20.928	58.765
689	23.257	58.986
26	23.621	59.267
4	33.726	1:03.652
127	38.165	1:03.412

LAP 3 @ 14:46:44.253		
NO	BEHIND	LAP TIME

LAP 4 @ 14:47:36.777		
NO	BEHIND	LAP TIME

LAP 5 @ 14:48:29.464		
NO	BEHIND	LAP TIME

LAP 6 @ 14:49:21.729		
NO	BEHIND	LAP TIME

LAP 7 @ 14:50:14.182		
NO	BEHIND	LAP TIME

LAP 8 @ 14:51:06.355		
NO	BEHIND	LAP TIME

LAP 9 @ 14:51:58.287		
NO	BEHIND	LAP TIME

0		52.687
1	0.459	52.924
48	1.366	53.151
81	3.851	53.212
77	4.522	53.112
57	5.859	53.279
69	6.550	52.937
79	6.629	53.423
51	9.748	54.457
2	10.062	54.390
139	16.093	55.350
25	17.899	55.203
84	18.635	55.815
97	18.945	55.587
994	22.955	56.495
58	23.055	57.223
44	27.267	57.452
47	27.476	57.326
22	29.025	57.429
49	29.626	57.202
89	30.748	58.059
35	32.166	57.614
689	32.827	57.445
138	33.059	58.854
116	33.270	57.922
26	37.392	59.436

48	3.784	53.637
81	6.370	53.730
77	6.470	53.408
69	7.613	52.753
57	8.455	53.500
79	10.816	54.616
4	1 Lap	1:03.239
51	14.354	54.707
2	14.929	55.123
127	1 Lap	1:01.806
139	22.343	55.119
25	22.462	54.561
84	26.537	56.463
97	26.784	56.386
994	30.233	56.310
58	30.938	55.932
47	35.015	56.144
44	35.122	55.961
22	38.569	56.997
49	39.036	57.173
89	40.084	56.539
35	42.360	57.782
689	42.696	57.692
116	43.607	56.536
138	45.634	58.480
26	50.358	58.787

57	10.727	53.148
79	14.979	54.332
51	20.040	54.788
25	26.974	54.358
139	29.504	55.854
84	35.487	56.848
97	35.538	56.662
127	1 Lap	1:02.431
994	37.780	55.846
58	38.227	55.433
4	1 Lap	1:05.564
44	43.374	55.797
47	44.146	56.487
22	47.885	56.560
89	49.346	56.951
49	49.893	57.760
35	54.071	57.613
689	54.426	57.572
116	54.517	57.191

0		52.173
1	0.442	52.198
48	5.298	53.687
81	7.627	53.430
77	7.681	53.384
69	8.054	52.614
57	9.511	53.229
79	12.579	53.936
51	17.184	55.003
25	24.548	54.259
4	1 Lap	1:04.182
127	1 Lap	1:02.318
139	25.582	55.412
84	30.571	56.207
97	30.808	56.197
994	33.866	55.806
58	34.726	55.961
44	39.509	56.560
47	39.591	56.749
22	43.257	56.861
49	44.065	57.202
89	44.327	56.416
35	48.390	58.203
689	48.786	58.263
116	49.258	57.824

0		51.932
1	0.786	52.276
138	1 Lap	59.622
26	1 Lap	59.679
48	6.976	53.610
81	8.699	53.004
77	8.971	53.222
69	9.000	52.878

0		52.453
1	0.417	52.307

0		52.173
1	0.442	52.198
48	5.298	53.687
81	7.627	53.430
77	7.681	53.384
69	8.054	52.614
57	9.511	53.229
79	12.579	53.936
51	17.184	55.003
25	24.548	54.259
4	1 Lap	1:04.182
127	1 Lap	1:02.318
139	25.582	55.412
84	30.571	56.207
97	30.808	56.197
994	33.866	55.806
58	34.726	55.961
44	39.509	56.560
47	39.591	56.749
22	43.257	56.861
49	44.065	57.202
89	44.327	56.416
35	48.390	58.203
689	48.786	58.263
116	49.258	57.824

0		51.932
1	0.786	52.276
138	1 Lap	59.622
26	1 Lap	59.679
48	6.976	53.610
81	8.699	53.004
77	8.971	53.222
69	9.000	52.878

0		52.173
1	0.442	52.198
48	5.298	53.687
81	7.627	53.430
77	7.681	53.384
69	8.054	52.614
57	9.511	53.229
79	12.579	53.936
51	17.184	55.003
25	24.548	54.259
4	1 Lap	1:04.182
127	1 Lap	1:02.318
139	25.582	55.412
84	30.571	56.207
97	30.808	56.197
994	33.866	55.806
58	34.726	55.961
44	39.509	56.560
47	39.591	56.749
22	43.257	56.861
49	44.065	57.202
89	44.327	56.416
35	48.390	58.203
689	48.786	58.263
116	49.258	57.824

0		52.173
1	0.442	52.198
48	5.298	53.687
81	7.627	53.430
77	7.681	53.384
69	8.054	52.614
57	9.511	53.229
79	12.579	53.936
51	17.184	55.003
25	24.548	54.259
4	1 Lap	1:04.182
127	1 Lap	1:02.318
139	25.582	55.412
84	30.571	56.207
97	30.808	56.197
994	33.866	55.806
58	34.726	55.961
44	39.509	56.560
47	39.591	56.749
22	43.257	56.861
49	44.065	57.202
89	44.327	56.416
35	48.390	58.203
689	48.786	58.263
116	49.258	57.824

0		52.173
1	0.442	52.198
48	5.298	53.687
81	7.627	53.430
77	7.681	53.384
69	8.054	52.614
57	9.511	53.229
79	12.579	53.936
51	17.184	55.003
25	24.548	54.259
4	1 Lap	1:04.182
127	1 Lap	1:02.318
139	25.582	55.412
84	30.571	56.207
97	30.808	56.197
994	33.866	55.806
58	34.726	55.961
44	39.509	56.560
47	39.591	56.749
22	43.257	56.861
49	44.065	57.202
89	44.327	56.416
35	48.390	58.203
689	48.786	58.263
116	49.258	57.824

0		52.173
1	0.442	52.198
48	5.298	53.687
81	7.627	53.430
77	7.681	53.384
69	8.054	52.614
57	9.511	53.229
79	12.579	53.936
51	17.184	55.003
25	24.548	54.259
4	1 Lap	1:04.182
127	1 Lap	1:02.318
139	25.582	55.412
84	30.571	56.207
97	30.808	56.197
994	33.866	55.806
58	34.726	55.961
44	39.509	56.560
47	39.591	56.749
22	43.257	56.861
49	44.065	57.202
89	44.327	56.416
35	48.390	58.203
689	48.786	58.263
116	49.258	57.824

0		52.173
1	0.442	52.198
48	5.298	53.687
81	7.627	53.430
77	7.681	53.384
69	8.054	52.614
57	9.511	53.229
79	12.579	53.936
51	17.	

BMCRC - MRO Championships 2023 - Rnd 1 @ Brands Hatch Indy

BMCRC Thunderbike Sport & BMCRC SuperTwins

RACE 11 - POSITION CHART

No	Name	Lap									
		Pos	1	2	3	4	5	6	7	8	9
126	DAVIES	1	0	0	0	0	0	0	0	0	0
1	JAMISON	2	48	1	1	1	1	1	1	1	1
48	WALLIS	3	1	48	48	48	48	48	48	48	48
0	HILL	4	81	81	81	81	81	81	81	81	81
81	MAY	5	79	77	77	77	77	77	77	77	77
57	NEWMAN	6	77	57	57	57	57	69	69	69	69
69	RUSSO	7	57	79	79	79	69	57	57	57	57
77	MAY	8	51	51	69	69	79	79	79	79	79
2	GILL	9	2	69	51	51	51	51	51	51	51
79	O'MARA	10	69	2	2	2	2	2	2	25	25
25	DAY	11	139	139	139	139	139	139	139	139	139
51	FEDRICK	12	84	84	25	25	25	25	25	84	84
139	MARLEY	13	25	25	84	84	84	84	84	97	97
89	STRILLOZZI	14	97	97	97	97	97	97	97	994	994
22	VENN	15	89	58	58	58	994	994	994	58	58
97	MANN	16	44	89	994	994	58	58	58	44	44
84	BRANCO	17	58	44	44	44	44	47	47	47	47
994	HOWARD	18	22	22	47	47	47	44	44	22	22
44	PARKER	19	994	994	22	22	22	22	22	49	89
35	STONE	20	138	47	89	49	49	49	49	89	49
49	CHAYTOR	21	49	49	49	89	89	89	89	35	35
116	FAITH	22	116	116	138	138	35	35	35	689	689
138	JARMIN	23	47	138	35	35	689	689	689	116	116
26	DARBY	24	35	35	116	116	138	116	116	138	
127	DAY	25	26	689	689	689	116	138	138	26	
4	ARMITAGE	26	689	26	26	26	26	26	26	127	
689	TREVEIL	27	4	4	4	4	4	4	4	4	
47	BOHANAN	28	127	127	127	127	127	127	127		
58	ALLEN	29									

BMCRC - MRO Championships 2023 - Rnd 1 @ Brands Hatch Indy

BMCRC Thunderbike Sport & BMCRC SuperTwins

RACE 11 - SECTOR ANALYSIS



SECTOR 1 = FL to I1, SECTOR 2 = I1 to FL, DIFF = Difference To Personal Best Lap, P = Crossed Finish Line in Pit Lane, D = Time Disallowed

P1		0		Jeremy HILL		Yamaha R6 - Silver Arrows Racing / LT-Info.com	
IDEAL LAP TIME : 51.932		BEST LAP TIME : 51.932		DIFFERENCE : 0.000			
LAP	SECTOR 1	SECTOR 2	LAP TIME	MPH	DIFF	TIME OF DAY	
1 -		21.179	58.054	74.90	6.122	14:44:57.889	
2 -	32.281	21.022	53.303	81.58	1.371	14:45:51.192	
3 -	32.056	21.005	53.061	81.95	1.129	14:46:44.253	
4 -	31.633	20.891	52.524	82.79	0.592	14:47:36.777	
5 -	31.942	20.745	52.687	82.53	0.755	14:48:29.464	
6 -	31.624	20.641	52.265 (3)	83.20	0.333	14:49:21.729	
7 -	31.691	20.762	52.453	82.90	0.521	14:50:14.182	
8 -	31.444	20.729	52.173 (2)	83.34	0.241	14:51:06.355	
9 -	31.344	20.588	51.932 (1)	83.73		14:51:58.287	

P2		1		Adam JAMISON		Yamaha R6 - Team AJR	
IDEAL LAP TIME : 52.158		BEST LAP TIME : 52.198		DIFFERENCE : 0.040			
LAP	SECTOR 1	SECTOR 2	LAP TIME	MPH	DIFF	TIME OF DAY	
1 -		21.134	58.751	74.01	6.553	14:44:58.586	
2 -	32.114	20.889	53.003	82.04	0.805	14:45:51.589	
3 -	31.995	20.859	52.854	82.27	0.656	14:46:44.443	
4 -	31.710	20.846	52.556	82.74	0.358	14:47:36.999	
5 -	31.961	20.963	52.924	82.16	0.726	14:48:29.923	
6 -	31.583	20.786	52.369	83.03	0.171	14:49:22.292	
7 -	31.515	20.792	52.307 (3)	83.13	0.109	14:50:14.599	
8 -	31.372	20.826	52.198 (1)	83.30		14:51:06.797	
9 -	31.400	20.876	52.276 (2)	83.18	0.078	14:51:59.073	

P3		48		Shaun WALLIS		Yamaha R6 - MBC Despatch Racing	
IDEAL LAP TIME : 52.655		BEST LAP TIME : 52.666		DIFFERENCE : 0.011			
LAP	SECTOR 1	SECTOR 2	LAP TIME	MPH	DIFF	TIME OF DAY	
1 -		21.219	58.557	74.26	5.891	14:44:58.392	
2 -	32.685	21.038	53.723	80.94	1.057	14:45:52.115	
3 -	31.617	21.049	52.666 (1)	82.56		14:46:44.781	
4 -	31.850	21.048	52.898 (2)	82.20	0.232	14:47:37.679	
5 -	32.022	21.129	53.151 (3)	81.81	0.485	14:48:30.830	
6 -	32.068	21.431	53.499	81.28	0.833	14:49:24.329	
7 -	32.243	21.394	53.637	81.07	0.971	14:50:17.966	
8 -	32.240	21.447	53.687	80.99	1.021	14:51:11.653	
9 -	31.989	21.621	53.610	81.11	0.944	14:52:05.263	

P4		81		Malvern MAY		Honda CBR600RR - IMP racing	
IDEAL LAP TIME : 52.790		BEST LAP TIME : 53.004		DIFFERENCE : 0.214			
LAP	SECTOR 1	SECTOR 2	LAP TIME	MPH	DIFF	TIME OF DAY	
1 -		21.538	59.508	73.07	6.504	14:44:59.343	
2 -	32.604	21.101	53.705	80.97	0.701	14:45:53.048	
3 -	32.369	21.233	53.602	81.12	0.598	14:46:46.650	
4 -	32.030	21.423	53.453	81.35	0.449	14:47:40.103	
5 -	31.793	21.419	53.212 (2)	81.72	0.208	14:48:33.315	
6 -	31.918	21.589	53.507	81.27	0.503	14:49:26.822	
7 -	32.448	21.282	53.730	80.93	0.726	14:50:20.552	
8 -	32.146	21.284	53.430 (3)	81.38	0.426	14:51:13.982	
9 -	32.007	20.997	53.004 (1)	82.04		14:52:06.986	

BMCRC - MRO Championships 2023 - Rnd 1 @ Brands Hatch Indy

BMCRC Thunderbike Sport & BMCRC SuperTwins

RACE 11 - SECTOR ANALYSIS



SECTOR 1 = FL to I1, SECTOR 2 = I1 to FL, DIFF = Difference To Personal Best Lap, P = Crossed Finish Line in Pit Lane, D = Time Disallowed

P5 77		David MAY		Suzuki 600 - Orchard cooling/ team Silver Arrows		
IDEAL LAP TIME : 52.866		BEST LAP TIME : 53.112		DIFFERENCE : 0.246		
LAP	SECTOR 1	SECTOR 2	LAP TIME	MPH	DIFF	TIME OF DAY
1 -		21.796	1:00.532	71.83	7.420	14:45:00.367
2 -	32.257	21.332	53.589	81.14	0.477	14:45:53.956
3 -	32.248	21.276	53.524	81.24	0.412	14:46:47.480
4 -	32.119	21.275	53.394	81.44	0.282	14:47:40.874
5 -	31.954	21.158	53.112 (1)	81.87		14:48:33.986
6 -	31.938	21.320	53.258 (3)	81.65	0.146	14:49:27.244
7 -	32.386	21.022	53.408	81.42	0.296	14:50:20.652
8 -	32.275	21.109	53.384	81.45	0.272	14:51:14.036
9 -	32.294	20.928	53.222 (2)	81.70	0.110	14:52:07.258

P6 69		Tony RUSSO		Yamaha R6 - Wymark Lubricants		
IDEAL LAP TIME : 52.607		BEST LAP TIME : 52.614		DIFFERENCE : 0.007		
LAP	SECTOR 1	SECTOR 2	LAP TIME	MPH	DIFF	TIME OF DAY
1 -		21.799	1:02.432	69.65	9.818	14:45:02.267
2 -	32.638	21.083	53.721	80.94	1.107	14:45:55.988
3 -	32.598	21.442	54.040	80.47	1.426	14:46:50.028
4 -	32.185	20.864	53.049	81.97	0.435	14:47:43.077
5 -	32.283	20.654	52.937	82.14	0.323	14:48:36.014
6 -	32.047	20.981	53.028	82.00	0.414	14:49:29.042
7 -	32.019	20.734	52.753 (2)	82.43	0.139	14:50:21.795
8 -	32.026	20.588	52.614 (1)	82.65		14:51:14.409
9 -	32.221	20.657	52.878 (3)	82.23	0.264	14:52:07.287

P7 57		Paul NEWMAN		Yamaha R6 - Scarlett racing		
IDEAL LAP TIME : 52.877		BEST LAP TIME : 53.148		DIFFERENCE : 0.271		
LAP	SECTOR 1	SECTOR 2	LAP TIME	MPH	DIFF	TIME OF DAY
1 -		21.595	1:00.632	71.72	7.484	14:45:00.467
2 -	32.845	21.614	54.459	79.85	1.311	14:45:54.926
3 -	32.390	21.080	53.470	81.32	0.322	14:46:48.396
4 -	32.505	21.143	53.648	81.05	0.500	14:47:42.044
5 -	32.000	21.279	53.279 (3)	81.61	0.131	14:48:35.323
6 -	32.378	21.436	53.814	80.80	0.666	14:49:29.137
7 -	32.525	20.975	53.500	81.28	0.352	14:50:22.637
8 -	32.109	21.120	53.229 (2)	81.69	0.081	14:51:15.866
9 -	31.902	21.246	53.148 (1)	81.82		14:52:09.014

P8 79 SUP		James O'MARA		BMW F900R - BRP Machining Ltd		
IDEAL LAP TIME : 53.357		BEST LAP TIME : 53.423		DIFFERENCE : 0.066		
LAP	SECTOR 1	SECTOR 2	LAP TIME	MPH	DIFF	TIME OF DAY
1 -		21.983	1:00.490	71.88	7.067	14:45:00.325
2 -	32.728	22.124	54.852	79.27	1.429	14:45:55.177
3 -	32.445	21.536	53.981	80.55	0.558	14:46:49.158
4 -	31.931	21.581	53.512 (2)	81.26	0.089	14:47:42.670
5 -	31.997	21.426	53.423 (1)	81.39		14:48:36.093
6 -	32.519	21.770	54.289	80.10	0.866	14:49:30.382
7 -	32.727	21.889	54.616	79.62	1.193	14:50:24.998
8 -	31.981	21.955	53.936 (3)	80.62	0.513	14:51:18.934
9 -	32.299	22.033	54.332	80.03	0.909	14:52:13.266

BMCRC - MRO Championships 2023 - Rnd 1 @ Brands Hatch Indy

BMCRC Thunderbike Sport & BMCRC SuperTwins

RACE 11 - SECTOR ANALYSIS



SECTOR 1 = FL to I1, SECTOR 2 = I1 to FL, DIFF = Difference To Personal Best Lap, P = Crossed Finish Line in Pit Lane, D = Time Disallowed

P9 51 SUP		Matthew FEDRICK		BMW F900 - Matthew Fedrick farriers ltd/ Palmer Race Skool		
IDEAL LAP TIME : 54.202		BEST LAP TIME : 54.375		DIFFERENCE : 0.173		
LAP	SECTOR 1	SECTOR 2	LAP TIME	MPH	DIFF	TIME OF DAY
1 -		22.021	1:01.429	70.79	7.054	14:45:01.264
2 -	32.878	21.728	54.606	79.63	0.231	14:45:55.870
3 -	32.681	21.829	54.510 (3)	79.77	0.135	14:46:50.380
4 -	32.667	21.708	54.375 (1)	79.97		14:47:44.755
5 -	32.494	21.963	54.457 (2)	79.85	0.082	14:48:39.212
6 -	32.651	21.966	54.617	79.61	0.242	14:49:33.829
7 -	32.772	21.935	54.707	79.48	0.332	14:50:28.536
8 -	32.932	22.071	55.003	79.06	0.628	14:51:23.539
9 -	32.762	22.026	54.788	79.37	0.413	14:52:18.327

P10 25		Harrison DAY		Yamaha R6 -		
IDEAL LAP TIME : 54.006		BEST LAP TIME : 54.259		DIFFERENCE : 0.253		
LAP	SECTOR 1	SECTOR 2	LAP TIME	MPH	DIFF	TIME OF DAY
1 -		22.676	1:04.130	67.80	9.871	14:45:03.965
2 -	34.597	22.236	56.833	76.51	2.574	14:46:00.798
3 -	33.713	22.081	55.794	77.94	1.535	14:46:56.592
4 -	33.665	21.903	55.568	78.25	1.309	14:47:52.160
5 -	33.247	21.956	55.203	78.77	0.944	14:48:47.363
6 -	32.841	21.879	54.720	79.47	0.461	14:49:42.083
7 -	32.480	22.081	54.561 (3)	79.70	0.302	14:50:36.644
8 -	32.572	21.687	54.259 (1)	80.14		14:51:30.903
9 -	32.832	21.526	54.358 (2)	79.99	0.099	14:52:25.261

P11 139		Rob MARLEY		Honda CBR600F3 - PearTree Racing		
IDEAL LAP TIME : 54.875		BEST LAP TIME : 55.119		DIFFERENCE : 0.244		
LAP	SECTOR 1	SECTOR 2	LAP TIME	MPH	DIFF	TIME OF DAY
1 -		22.511	1:02.688	69.36	7.569	14:45:02.523
2 -	33.593	22.254	55.847	77.86	0.728	14:45:58.370
3 -	33.416	22.435	55.851	77.86	0.732	14:46:54.221
4 -	33.809	22.177	55.986	77.67	0.867	14:47:50.207
5 -	33.289	22.061	55.350 (2)	78.56	0.231	14:48:45.557
6 -	33.442	22.407	55.849	77.86	0.730	14:49:41.406
7 -	32.896	22.223	55.119 (1)	78.89		14:50:36.525
8 -	33.433	21.979	55.412 (3)	78.47	0.293	14:51:31.937
9 -	33.693	22.161	55.854	77.85	0.735	14:52:27.791

P12 84		Ricardo BRANCO		Yamaha R6 - IMP Racing		
IDEAL LAP TIME : 55.535		BEST LAP TIME : 55.663		DIFFERENCE : 0.128		
LAP	SECTOR 1	SECTOR 2	LAP TIME	MPH	DIFF	TIME OF DAY
1 -		22.361	1:03.778	68.18	8.115	14:45:03.613
2 -	34.548	22.326	56.874	76.46	1.211	14:46:00.487
3 -	34.190	21.944	56.134 (3)	77.46	0.471	14:46:56.621
4 -	33.742	21.921	55.663 (1)	78.12		14:47:52.284
5 -	33.614	22.201	55.815 (2)	77.91	0.152	14:48:48.099
6 -	33.802	22.355	56.157	77.43	0.494	14:49:44.256
7 -	34.183	22.280	56.463	77.01	0.800	14:50:40.719
8 -	33.955	22.252	56.207	77.36	0.544	14:51:36.926
9 -	33.890	22.958	56.848	76.49	1.185	14:52:33.774

BMCRC - MRO Championships 2023 - Rnd 1 @ Brands Hatch Indy

BMCRC Thunderbike Sport & BMCRC SuperTwins

RACE 11 - SECTOR ANALYSIS



SECTOR 1 = FL to I1, SECTOR 2 = I1 to FL, DIFF = Difference To Personal Best Lap, P = Crossed Finish Line in Pit Lane, D = Time Disallowed

P13 97 Alex MANN		Honda CBR600RR - Michael Jones Jeweller, Esprit Group, Carl				
IDEAL LAP TIME : 55.206		BEST LAP TIME : 55.587		DIFFERENCE : 0.381		
LAP	SECTOR 1	SECTOR 2	LAP TIME	MPH	DIFF	TIME OF DAY
1 -		22.592	1:04.497	67.42	8.910	14:45:04.332
2 -	34.292	22.541	56.833	76.51	1.246	14:46:01.165
3 -	33.866	21.947	55.813 (2)	77.91	0.226	14:46:56.978
4 -	33.688	22.156	55.844 (3)	77.87	0.257	14:47:52.822
5 -	33.259	22.328	55.587 (1)	78.23		14:48:48.409
6 -	33.693	22.478	56.171	77.41	0.584	14:49:44.580
7 -	34.055	22.331	56.386	77.12	0.799	14:50:40.966
8 -	33.966	22.231	56.197	77.38	0.610	14:51:37.163
9 -	33.856	22.806	56.662	76.74	1.075	14:52:33.825

P14 994 R Adrian HOWARD		Suzuki GSXR 600 -				
IDEAL LAP TIME : 55.346		BEST LAP TIME : 55.686		DIFFERENCE : 0.340		
LAP	SECTOR 1	SECTOR 2	LAP TIME	MPH	DIFF	TIME OF DAY
1 -		22.964	1:06.237	65.65	10.551	14:45:06.072
2 -	34.695	23.521	58.216	74.69	2.530	14:46:04.288
3 -	33.950	21.916	55.866	77.83	0.180	14:47:00.154
4 -	33.742	22.028	55.770 (2)	77.97	0.084	14:47:55.924
5 -	33.495	23.000	56.495	76.97	0.809	14:48:52.419
6 -	33.510	22.176	55.686 (1)	78.09		14:49:48.105
7 -	34.163	22.147	56.310	77.22	0.624	14:50:44.415
8 -	33.955	21.851	55.806 (3)	77.92	0.120	14:51:40.221
9 -	33.744	22.102	55.846	77.86	0.160	14:52:36.067

P15 58 SUP Michael ALLEN		Kawasaki ER6 -				
IDEAL LAP TIME : 55.248		BEST LAP TIME : 55.433		DIFFERENCE : 0.185		
LAP	SECTOR 1	SECTOR 2	LAP TIME	MPH	DIFF	TIME OF DAY
1 -		22.910	1:05.849	66.03	10.416	14:45:05.684
2 -	34.690	22.797	57.487	75.64	2.054	14:46:03.171
3 -	34.088	21.948	56.036	77.60	0.603	14:46:59.207
4 -	33.900	22.189	56.089	77.53	0.656	14:47:55.296
5 -	34.130	23.093	57.223	75.99	1.790	14:48:52.519
6 -	34.607	22.062	56.669	76.73	1.236	14:49:49.188
7 -	34.154	21.778	55.932 (2)	77.74	0.499	14:50:45.120
8 -	33.997	21.964	55.961 (3)	77.70	0.528	14:51:41.081
9 -	33.470	21.963	55.433 (1)	78.44		14:52:36.514

P16 44 SUP Tony PARKER		Kawasaki ER650RR - insta/youtube 44notpol				
IDEAL LAP TIME : 55.797		BEST LAP TIME : 55.797		DIFFERENCE : 0.000		
LAP	SECTOR 1	SECTOR 2	LAP TIME	MPH	DIFF	TIME OF DAY
1 -		23.320	1:05.738	66.15	9.941	14:45:05.573
2 -	34.805	23.817	58.622	74.18	2.825	14:46:04.195
3 -	35.045	22.854	57.899	75.10	2.102	14:47:02.094
4 -	34.457	22.728	57.185	76.04	1.388	14:47:59.279
5 -	34.682	22.770	57.452	75.69	1.655	14:48:56.731
6 -	34.297	22.315	56.612	76.81	0.815	14:49:53.343
7 -	33.619	22.342	55.961 (2)	77.70	0.164	14:50:49.304
8 -	34.112	22.448	56.560 (3)	76.88	0.763	14:51:45.864
9 -	33.598	22.199	55.797 (1)	77.93		14:52:41.661

BMCRC - MRO Championships 2023 - Rnd 1 @ Brands Hatch Indy

BMCRC Thunderbike Sport & BMCRC SuperTwins

RACE 11 - SECTOR ANALYSIS



SECTOR 1 = FL to I1, SECTOR 2 = I1 to FL, DIFF = Difference To Personal Best Lap, P = Crossed Finish Line in Pit Lane, D = Time Disallowed

P17 47		Tristan BOHANAN		Suzuki SV650 -		
IDEAL LAP TIME : 55.807		BEST LAP TIME : 56.113		DIFFERENCE : 0.306		
LAP	SECTOR 1	SECTOR 2	LAP TIME	MPH	DIFF	TIME OF DAY
1 -		23.678	1:07.906	64.03	11.793	14:45:07.741
2 -	34.594	22.611	57.205	76.01	1.092	14:46:04.946
3 -	34.824	22.494	57.318	75.86	1.205	14:47:02.264
4 -	34.484	22.866	57.350	75.82	1.237	14:47:59.614
5 -	34.642	22.684	57.326	75.85	1.213	14:48:56.940
6 -	33.502	22.611	56.113 (1)	77.49		14:49:53.053
7 -	33.598	22.546	56.144 (2)	77.45	0.031	14:50:49.197
8 -	34.050	22.699	56.749	76.62	0.636	14:51:45.946
9 -	34.182	22.305	56.487 (3)	76.98	0.374	14:52:42.433

P18 22 SUP		Matt VENN		BMW F900 -		
IDEAL LAP TIME : 56.560		BEST LAP TIME : 56.560		DIFFERENCE : 0.000		
LAP	SECTOR 1	SECTOR 2	LAP TIME	MPH	DIFF	TIME OF DAY
1 -		23.283	1:05.901	65.98	9.341	14:45:05.736
2 -	35.237	23.303	58.540	74.28	1.980	14:46:04.276
3 -	36.369	22.730	59.099	73.58	2.539	14:47:03.375
4 -	35.076	22.609	57.685	75.38	1.125	14:48:01.060
5 -	34.844	22.585	57.429	75.72	0.869	14:48:58.489
6 -	34.696	22.569	57.265	75.93	0.705	14:49:55.754
7 -	34.527	22.470	56.997 (3)	76.29	0.437	14:50:52.751
8 -	34.413	22.448	56.861 (2)	76.47	0.301	14:51:49.612
9 -	34.269	22.291	56.560 (1)	76.88		14:52:46.172

P19 89 R		Marco STRILLOZZI		Yamaha R6 - KLUAPP.COM		
IDEAL LAP TIME : 56.227		BEST LAP TIME : 56.416		DIFFERENCE : 0.189		
LAP	SECTOR 1	SECTOR 2	LAP TIME	MPH	DIFF	TIME OF DAY
1 -		23.291	1:05.703	66.18	9.287	14:45:05.538
2 -	34.649	23.795	58.444	74.40	2.028	14:46:03.982
3 -	36.668	23.361	1:00.029	72.44	3.613	14:47:04.011
4 -	35.220	22.922	58.142	74.79	1.726	14:48:02.153
5 -	35.120	22.939	58.059	74.89	1.643	14:49:00.212
6 -	34.672	22.843	57.515	75.60	1.099	14:49:57.727
7 -	33.957	22.582	56.539 (2)	76.91	0.123	14:50:54.266
8 -	34.146	22.270	56.416 (1)	77.08		14:51:50.682
9 -	34.474	22.477	56.951 (3)	76.35	0.535	14:52:47.633

P20 49		Oli CHAYTOR		Yamaha R6 - PearTree Racing		
IDEAL LAP TIME : 56.894		BEST LAP TIME : 56.955		DIFFERENCE : 0.061		
LAP	SECTOR 1	SECTOR 2	LAP TIME	MPH	DIFF	TIME OF DAY
1 -		23.365	1:07.265	64.64	10.310	14:45:07.100
2 -	35.487	22.702	58.189	74.73	1.234	14:46:05.289
3 -	35.537	23.279	58.816	73.93	1.861	14:47:04.105
4 -	35.112	22.671	57.783	75.25	0.828	14:48:01.888
5 -	34.761	22.441	57.202 (3)	76.02	0.247	14:48:59.090
6 -	34.453	22.502	56.955 (1)	76.35		14:49:56.045
7 -	34.523	22.650	57.173 (2)	76.06	0.218	14:50:53.218
8 -	34.518	22.684	57.202 (3)	76.02	0.247	14:51:50.420
9 -	35.264	22.496	57.760	75.28	0.805	14:52:48.180

BMCRC - MRO Championships 2023 - Rnd 1 @ Brands Hatch Indy

BMCRC Thunderbike Sport & BMCRC SuperTwins

RACE 11 - SECTOR ANALYSIS



SECTOR 1 = FL to I1, SECTOR 2 = I1 to FL, DIFF = Difference To Personal Best Lap, P = Crossed Finish Line in Pit Lane, D = Time Disallowed

P21 35 R		Logan STONE		Yamaha R6 -		
IDEAL LAP TIME : 57.130		BEST LAP TIME : 57.130		DIFFERENCE : 0.000		
LAP	SECTOR 1	SECTOR 2	LAP TIME	MPH	DIFF	TIME OF DAY
1 -		23.839	1:08.238	63.72	11.108	14:45:08.073
2 -	35.688	23.032	58.720	74.05	1.590	14:46:06.793
3 -	35.324	22.984	58.308	74.57	1.178	14:47:05.101
4 -	35.716	23.199	58.915	73.81	1.785	14:48:04.016
5 -	34.673	22.941	57.614 (3)	75.47	0.484	14:49:01.630
6 -	34.592	22.538	57.130 (1)	76.11		14:49:58.760
7 -	34.827	22.955	57.782	75.25	0.652	14:50:56.542
8 -	35.176	23.027	58.203	74.71	1.073	14:51:54.745
9 -	34.737	22.876	57.613 (2)	75.47	0.483	14:52:52.358

P22 689		David TREVEIL		Yamaha YZF-R6 -		
IDEAL LAP TIME : 56.895		BEST LAP TIME : 56.895		DIFFERENCE : 0.000		
LAP	SECTOR 1	SECTOR 2	LAP TIME	MPH	DIFF	TIME OF DAY
1 -		23.430	1:08.964	63.05	12.069	14:45:08.799
2 -	36.388	23.337	59.725	72.81	2.830	14:46:08.524
3 -	35.949	23.037	58.986	73.72	2.091	14:47:07.510
4 -	34.687	22.649	57.336 (2)	75.84	0.441	14:48:04.846
5 -	34.579	22.866	57.445 (3)	75.70	0.550	14:49:02.291
6 -	34.519	22.376	56.895 (1)	76.43		14:49:59.186
7 -	34.674	23.018	57.692	75.37	0.797	14:50:56.878
8 -	35.089	23.174	58.263	74.63	1.368	14:51:55.141
9 -	34.632	22.940	57.572	75.53	0.677	14:52:52.713

P23 116		Gareth FAITH		Suzuki SV650 - Sitramoto		
IDEAL LAP TIME : 56.536		BEST LAP TIME : 56.536		DIFFERENCE : 0.000		
LAP	SECTOR 1	SECTOR 2	LAP TIME	MPH	DIFF	TIME OF DAY
1 -		24.150	1:07.718	64.21	11.182	14:45:07.553
2 -	35.882	22.981	58.863	73.87	2.327	14:46:06.416
3 -	34.651	24.114	58.765	73.99	2.229	14:47:05.181
4 -	36.179	23.452	59.631	72.92	3.095	14:48:04.812
5 -	35.344	22.578	57.922	75.07	1.386	14:49:02.734
6 -	35.313	23.206	58.519	74.31	1.983	14:50:01.253
7 -	34.038	22.498	56.536 (1)	76.91		14:50:57.789
8 -	34.487	23.337	57.824 (3)	75.20	1.288	14:51:55.613
9 -	34.414	22.777	57.191 (2)	76.03	0.655	14:52:52.804

P24 138 SUP		Craig JARMIN		Suzuki SV650 - SK PreP		
IDEAL LAP TIME : 58.237		BEST LAP TIME : 58.480		DIFFERENCE : 0.243		
LAP	SECTOR 1	SECTOR 2	LAP TIME	MPH	DIFF	TIME OF DAY
1 -		23.849	1:07.239	64.67	8.759	14:45:07.074
2 -	35.994	23.437	59.431	73.17	0.951	14:46:06.505
3 -	35.074	23.505	58.579 (2)	74.23	0.099	14:47:05.084
4 -	35.282	23.303	58.585 (3)	74.22	0.105	14:48:03.669
5 -	35.002	23.852	58.854	73.88	0.374	14:49:02.523
6 -	35.222	23.591	58.813	73.93	0.333	14:50:01.336
7 -	34.934	23.546	58.480 (1)	74.36		14:50:59.816
8 -	35.692	23.930	59.622	72.93	1.142	14:51:59.438

BMCRC - MRO Championships 2023 - Rnd 1 @ Brands Hatch Indy

BMCRC Thunderbike Sport & BMCRC SuperTwins

RACE 11 - SECTOR ANALYSIS



SECTOR 1 = FL to I1, SECTOR 2 = I1 to FL, DIFF = Difference To Personal Best Lap, P = Crossed Finish Line in Pit Lane, D = Time Disallowed

P25 26		Piers DARBY		Suzuki SV650 - Darby Racing		
IDEAL LAP TIME : 58.761		BEST LAP TIME : 58.787		DIFFERENCE : 0.026		
LAP	SECTOR 1	SECTOR 2	LAP TIME	MPH	DIFF	TIME OF DAY
1 -		24.161	1:08.930	63.08	10.143	14:45:08.765
2 -	35.826	24.016	59.842	72.66	1.055	14:46:08.607
3 -	35.343	23.924	59.267 (3)	73.37	0.480	14:47:07.874
4 -	35.628	23.918	59.546	73.02	0.759	14:48:07.420
5 -	35.826	23.610	59.436	73.16	0.649	14:49:06.856
6 -	35.448	23.449	58.897 (2)	73.83	0.110	14:50:05.753
7 -	35.312	23.475	58.787 (1)	73.97		14:51:04.540
8 -	35.857	23.822	59.679	72.86	0.892	14:52:04.219

P26 127		John DAY		Honda VFR 750 F -		
IDEAL LAP TIME : 1:01.806		BEST LAP TIME : 1:01.806		DIFFERENCE : 0.000		
LAP	SECTOR 1	SECTOR 2	LAP TIME	MPH	DIFF	TIME OF DAY
1 -		25.411	1:14.932	58.03	13.126	14:45:14.767
2 -	39.193	25.046	1:04.239	67.69	2.433	14:46:19.006
3 -	38.591	24.821	1:03.412	68.57	1.606	14:47:22.418
4 -	38.080	24.760	1:02.840	69.20	1.034	14:48:25.258
5 -	38.137	24.321	1:02.458	69.62	0.652	14:49:27.716
6 -	37.554	24.252	1:01.806 (1)	70.35		14:50:29.522
7 -	37.941	24.377	1:02.318 (2)	69.78	0.512	14:51:31.840
8 -	38.053	24.378	1:02.431 (3)	69.65	0.625	14:52:34.271

P27 4 SUP		Liam ARMITAGE		Kawasaki ER6 - LA KITCHENS		
IDEAL LAP TIME : 1:02.244		BEST LAP TIME : 1:02.607		DIFFERENCE : 0.363		
LAP	SECTOR 1	SECTOR 2	LAP TIME	MPH	DIFF	TIME OF DAY
1 -		24.829	1:11.885	60.49	9.278	14:45:11.720
2 -	37.990	24.617	1:02.607 (1)	69.45		14:46:14.327
3 -	38.245	25.407	1:03.652	68.31	1.045	14:47:17.979
4 -	37.627	25.101	1:02.728 (2)	69.32	0.121	14:48:20.707
5 -	37.780	25.232	1:03.012 (3)	69.01	0.405	14:49:23.719
6 -	37.777	25.462	1:03.239	68.76	0.632	14:50:26.958
7 -	38.380	25.802	1:04.182	67.75	1.575	14:51:31.140
8 -	38.843	26.721	1:05.564	66.32	2.957	14:52:36.704

P28 2		Andrew GILL		Kawasaki ZXR400 -		
IDEAL LAP TIME : 53.928		BEST LAP TIME : 54.003		DIFFERENCE : 0.075		
LAP	SECTOR 1	SECTOR 2	LAP TIME	MPH	DIFF	TIME OF DAY
1 -		21.998	1:01.918	70.23	7.915	14:45:01.753
2 -	32.925	21.649	54.574	79.68	0.571	14:45:56.327
3 -	32.998	21.808	54.806	79.34	0.803	14:46:51.133
4 -	32.279	21.724	54.003 (1)	80.52		14:47:45.136
5 -	32.665	21.725	54.390 (2)	79.95	0.387	14:48:39.526
6 -	32.557	21.905	54.462 (3)	79.84	0.459	14:49:33.988
7 -	32.727	22.396	55.123	78.88	1.120	14:50:29.111

BMCRC - MRO Championships 2023 - Rnd 1 @ Brands Hatch Indy

BMCRC Thunderbike Sport & BMCRC SuperTwins

RACE 11 - BEST SECTORS

SECTOR 1			SECTOR 2			IDEAL / BEST COMPARISON						
POS	NO	NAME	TIME	NO	NAME	TIME	POS	NO	NAME	IDEAL	BEST	DIFF
									PERFECT LAP	51.932		
1	0	HILL	31.344	0	HILL	20.588	1	0	HILL	51.932	51.932	0.000
2	1	JAMISON	31.372	69	RUSSO	20.588	2	1	JAMISON	52.158	52.198	0.040
3	48	WALLIS	31.617	1	JAMISON	20.786	3	69	RUSSO	52.607	52.614	0.007
4	81	MAY	31.793	77	MAY	20.928	4	48	WALLIS	52.655	52.666	0.011
5	57	NEWMAN	31.902	57	NEWMAN	20.975	5	81	MAY	52.790	53.004	0.214
6	79	O'MARA	31.931	81	MAY	20.997	6	77	MAY	52.866	53.112	0.246
7	77	MAY	31.938	48	WALLIS	21.038	7	57	NEWMAN	52.877	53.148	0.271
8	69	RUSSO	32.019	79	O'MARA	21.426	8	79	O'MARA	53.357	53.423	0.066
9	2	GILL	32.279	25	DAY	21.526	9	2	GILL	53.928	54.003	0.075
10	25	DAY	32.480	2	GILL	21.649	10	25	DAY	54.006	54.259	0.253
11	51	FEDRICK	32.494	51	FEDRICK	21.708	11	51	FEDRICK	54.202	54.375	0.173
12	139	MARLEY	32.896	58	ALLEN	21.778	12	139	MARLEY	54.875	55.119	0.244
13	97	MANN	33.259	994	HOWARD	21.851	13	97	MANN	55.206	55.587	0.381
14	58	ALLEN	33.470	84	BRANCO	21.921	14	58	ALLEN	55.248	55.433	0.185
15	994	HOWARD	33.495	97	MANN	21.947	15	994	HOWARD	55.346	55.686	0.340
16	47	BOHANAN	33.502	139	MARLEY	21.979	16	84	BRANCO	55.535	55.663	0.128
17	44	PARKER	33.598	44	PARKER	22.199	17	44	PARKER	55.797	55.797	0.000
18	84	BRANCO	33.614	89	STRILLOZZI	22.270	18	47	BOHANAN	55.807	56.113	0.306
19	89	STRILLOZZI	33.957	22	VENN	22.291	19	89	STRILLOZZI	56.227	56.416	0.189
20	116	FAITH	34.038	47	BOHANAN	22.305	20	116	FAITH	56.536	56.536	0.000
21	22	VENN	34.269	689	TREVEIL	22.376	21	22	VENN	56.560	56.560	0.000
22	49	CHAYTOR	34.453	49	CHAYTOR	22.441	22	49	CHAYTOR	56.894	56.955	0.061
23	689	TREVEIL	34.519	116	FAITH	22.498	23	689	TREVEIL	56.895	56.895	0.000
24	35	STONE	34.592	35	STONE	22.538	24	35	STONE	57.130	57.130	0.000
25	138	JARMIN	34.934	138	JARMIN	23.303	25	138	JARMIN	58.237	58.480	0.243
26	26	DARBY	35.312	26	DARBY	23.449	26	26	DARBY	58.761	58.787	0.026
27	127	DAY	37.554	127	DAY	24.252	27	127	DAY	1:01.806	1:01.806	0.000
28	4	ARMITAGE	37.627	4	ARMITAGE	24.617	28	4	ARMITAGE	1:02.244	1:02.607	0.363
29												

BMCRC - MRO Championships 2023 - Rnd 1 @ Brands Hatch Indy

BMCRC Thunderbike Sport & BMCRC SuperTwins

RACE 11 - STATISTICS

Competitors Started	28
Planned Start	2023-03-11 @ 15:10:00.000
Actual Start	2023-03-11 @ 14:43:59.834
Finish Time	2023-03-11 @ 14:51:58.286
Track Length	1.2079mi.
Total Laps	246
Total Distance Covered	297.1546mi.

Session Fastest Lap History

NO	CL	NAME	LAP TIME	TIME OF DAY	LAP	VEHICLE
0		Jeremy HILL	53.303	14:45:51.200	2	Yamaha R6
1		Adam JAMISON	53.003	14:45:51.600	2	Yamaha R6
1		Adam JAMISON	52.854	14:46:44.456	3	Yamaha R6
48		Shaun WALLIS	52.666	14:46:44.790	3	Yamaha R6
0		Jeremy HILL	52.524	14:47:36.785	4	Yamaha R6
0		Jeremy HILL	52.265	14:49:21.737	6	Yamaha R6
0		Jeremy HILL	52.173	14:51:06.363	8	Yamaha R6
0		Jeremy HILL	51.932	14:51:58.293	9	Yamaha R6

Session Leader History

NO	CL	NAME	FROM LAP	LAPS LED	DISTANCE	VEHICLE
0		Jeremy HILL	1	9	10.87 miles	Yamaha R6

Flag History

TYPE	TIME OF DAY
GREEN	14:43:59.834
FINISH	14:51:58.286

Flag Statistics

TYPE	COUNT	TOTAL LAPS	TOTAL TIME
Green	1	9	9:04.244
Red	0	0	0.000
Safety Car	0	0	0.000
FCY	0	0	0.000

BMCRC - MRO Championships 2023 - Rnd 1 @ Brands Hatch Indy

BMCRC Thunderbike Sport & BMCRC SuperTwins

RACE 11 - STATISTICS

CLASS :

18 Starters

Fastest Lap History

NO	NAME	LAP TIME	TIME OF DAY	LAP	VEHICLE
0	Jeremy HILL	53.303	14:45:51.200	2	Yamaha R6
1	Adam JAMISON	53.003	14:45:51.600	2	Yamaha R6
1	Adam JAMISON	52.854	14:46:44.456	3	Yamaha R6
48	Shaun WALLIS	52.666	14:46:44.790	3	Yamaha R6
0	Jeremy HILL	52.524	14:47:36.785	4	Yamaha R6
0	Jeremy HILL	52.265	14:49:21.737	6	Yamaha R6
0	Jeremy HILL	52.173	14:51:06.363	8	Yamaha R6
0	Jeremy HILL	51.932	14:51:58.293	9	Yamaha R6

Leader History

NO	NAME	FROM LAP	LAPS LED	DISTANCE	VEHICLE
0	Jeremy HILL	1	9	10.87 miles	Yamaha R6

BMCRC - MRO Championships 2023 - Rnd 1 @ Brands Hatch Indy

BMCRC Thunderbike Sport & BMCRC SuperTwins

RACE 11 - STATISTICS

CLASS : R

3 Starters

Fastest Lap History

NO	NAME	LAP TIME	TIME OF DAY	LAP	VEHICLE
89	Marco STRILLOZZI	58.444	14:46:04.007	2	Yamaha R6
994	Adrian HOWARD	58.216	14:46:04.252	2	Suzuki GSXR 600
994	Adrian HOWARD	55.866	14:47:00.162	3	Suzuki GSXR 600
994	Adrian HOWARD	55.770	14:47:55.932	4	Suzuki GSXR 600
994	Adrian HOWARD	55.686	14:49:48.113	6	Suzuki GSXR 600

Leader History

NO	NAME	FROM LAP	LAPS LED	DISTANCE	VEHICLE
89	Marco STRILLOZZI	1	2	2.41 miles	Yamaha R6
994	Adrian HOWARD	3	7	8.45 miles	Suzuki GSXR 600

BMCRC - MRO Championships 2023 - Rnd 1 @ Brands Hatch Indy

BMCRC Thunderbike Sport & BMCRC SuperTwins

RACE 11 - STATISTICS

CLASS : SUP

7 Starters

Fastest Lap History

NO	NAME	LAP TIME	TIME OF DAY	LAP	VEHICLE
79	James O'MARA	54.852	14:45:55.200	2	BMW F900R
51	Matthew FEDRICK	54.606	14:45:55.887	2	BMW F900
79	James O'MARA	53.981	14:46:49.182	3	BMW F900R
79	James O'MARA	53.512	14:47:42.694	4	BMW F900R
79	James O'MARA	53.423	14:48:36.093	5	BMW F900R

Leader History

NO	NAME	FROM LAP	LAPS LED	DISTANCE	VEHICLE
79	James O'MARA	1	9	10.87 miles	BMW F900R

BMCRC - MRO Championships 2023 - Rnd 1 @ Brands Hatch Indy



BMCRC Thunderbike Sport & BMCRC SuperTwins

RACE 21 - GRID (9 Laps)

ROW 12	36		35		34	151 Andrew DURANT	
ROW 11		33	119 Kevin BURTON	32	92 Tommi CALDWELL	31	39 Michael HUDSON
ROW 10	30	11 Malcolm BATE	29	126 Glynn DAVIES	28	4 Liam ARMITAGE	1:02.607
ROW 9		27	127 John DAY	26	26 Piers DARBY	25	138 Craig JARMIN
ROW 8	24	35 Logan STONE	23	49 Oli CHAYTOR	22	689 David TREVEIL	58.787
ROW 7		21	22 Matt VENN	20	116 Gareth FAITH	19	89 Marco STRILLOZZI
ROW 6	18	47 Tristan BOHANAN	17	44 Tony PARKER	16	994 Adrian HOWARD	56.895
ROW 5		15	84 Ricardo BRANCO	14	97 Alex MANN	13	69 Tony RUSSO
ROW 4	12	58 Michael ALLEN	11	139 Rob MARLEY	10	51 Matthew FEDRICK	56.130
ROW 3		9	25 Harrison DAY	8	2 Andrew GILL	7	79 James O'MARA
ROW 2	6	57 Paul NEWMAN	5	77 David MAY	4	81 Malvern MAY	55.663
ROW 1		3	48 Shaun WALLIS	2	1 Adam JAMISON	1	0 Jeremy HILL
Pole							

Brands Hatch Indy: 1.2079 miles

These results are provisional until the conclusion of any judicial and technical matters.

Clerk Of Course :	Stewards :	Timekeeper : <i>Craig Smith</i>
-------------------	------------	------------------------------------

Results can be found at www.tsl-timing.com

Printed - 15:32 Saturday, 11 March 2023



BMCRC - MRO Championships 2023 - Rnd 1 @ Brands Hatch Indy



BMCRC Thunderbike Sport & BMCRC SuperTwins

RACE 21 - CLASSIFICATION

POS	NO	CL	PIC NAME	ENTRY	LAPS	TIME	GAP	DIFF	MPH	BEST	ON
1	0		1 Jeremy HILL	Yamaha R6 - Silver Arrows Racing / LT-Info.com	7	6:14.168			81.35	52.612	5
2	1		2 Adam JAMISON	Yamaha R6 - Team AJR	7	6:14.225	0.057	0.057	81.34	52.061	5
3	57		3 Paul NEWMAN	Yamaha R6 - Scarlett racing	7	6:21.349	7.181	7.124	79.82	53.024	3
4	81		4 Malvern MAY	Honda CBR600RR - IMP racing	7	6:24.630	10.462	3.281	79.14	53.558	3
5	77		5 David MAY	Suzuki 600 - Orchard cooling/ team Silver Arrows	7	6:24.950	10.782	0.320	79.07	53.759	4
6	79	SUP	1 James O'MARA	BMW F900R - BRP Machining Ltd	7	6:27.801	13.633	2.851	78.49	53.994	7
7	994	R	1 Adrian HOWARD	Suzuki GSXR 600 -	7	6:36.323	22.155	8.522	76.80	54.838	6
8	58	SUP	2 Michael ALLEN	Kawasaki ER6 -	7	6:36.456	22.288	0.133	76.78	55.356	3
9	25		6 Harrison DAY	Yamaha R6 -	7	6:36.557	22.389	0.101	76.76	55.116	4
10	139		7 Rob MARLEY	Honda CBR600F3 - PearTree Racing	7	6:37.078	22.910	0.521	76.66	55.319	5
11	84		8 Ricardo BRANCO	Yamaha R6 - IMP Racing	7	6:37.484	23.316	0.406	76.58	55.128	6
12	69		9 Tony RUSSO	Yamaha R6 - Wymark Lubricants	7	6:37.617	23.449	0.133	76.55	55.175	7
13	51	SUP	3 Matthew FEDRICK	BMW F900 - Matthew Fedrick farriers ltd/ Palmer Ra	7	6:37.704	23.536	0.087	76.53	55.310	5
14	97		10 Alex MANN	Honda CBR600RR - Michael Jones Jeweller, Esprit	7	6:38.671	24.503	0.967	76.35	55.277	5
15	47		11 Tristan BOHANAN	Suzuki SV650 -	7	6:47.036	32.868	8.365	74.78	56.492	4
16	44	SUP	4 Tony PARKER	Kawasaki ER650RR - insta/youtube 44notpol	7	6:51.164	36.996	4.128	74.03	57.333	2
17	89	R	2 Marco STRILLOZZI	Yamaha R6 - KLUAPP.COM	7	6:54.259	40.091	3.095	73.48	57.340	7
18	35	R	3 Logan STONE	Yamaha R6 -	7	7:00.433	46.265	6.174	72.40	57.663	5
19	49		12 Oli CHAYTOR	Yamaha R6 - PearTree Racing	7	7:00.622	46.454	0.189	72.36	58.267	7
20	22	SUP	5 Matt VENN	BMW F900 -	7	7:01.091	46.923	0.469	72.28	58.744	2
21	689		13 David TREVEIL	Yamaha YZF-R6 -	7	7:01.337	47.169	0.246	72.24	57.267	3
22	116		14 Gareth FAITH	Suzuki SV650 - Sitramoto	7	7:12.693	58.525	11.356	70.35	59.741	7
23	26		15 Piers DARBY	Suzuki SV650 - Darby Racing	6	6:15.139	1 Lap	1 Lap	69.55	1:00.771	6
24	138	SUP	6 Craig JARMIN	Suzuki SV650 - SK PreP	6	6:15.640	1 Lap	0.501	69.45	1:00.881	5
25	127		16 John DAY	Honda VFR 750 F -	6	6:26.020	1 Lap	10.380	67.59	1:02.372	5

NOT CLASSIFIED

DNF	4	SUP	Liam ARMITAGE	Kawasaki ER6 - LA KITCHENS	2	2:18.563	5 Laps	4 Laps	62.76	1:04.693	2
-----	---	-----	---------------	----------------------------	---	----------	--------	--------	-------	----------	---

FASTEST LAP

1			Adam JAMISON	Yamaha R6 - Team AJR	5	52.061			83.52 mph	134.42 kph	
79	SUP		James O'MARA	BMW F900R - BRP Machining Ltd	7	53.994			80.53 mph	129.61 kph	
994	R		Adrian HOWARD	Suzuki GSXR 600 -	6	54.838			79.29 mph	127.61 kph	

Class - 92.5% of Race Speed = 75.24 mph
 Class SUP - 92.5% of Race Speed = 72.60 mph
 Class R - 92.5% of Race Speed = 71.04 mph

Weather / Track : Cloudy / Dry

These results are provisional until the conclusion of any judicial and technical matters.

Race Distance: 7 Laps / 8.45 miles
 Brands Hatch Indy: 1.2079 miles
 Date: 11/03/2023 Start: 17:17 Finish: 17:23

Clerk Of Course :	Stewards :	Timekeeper : <i>Craig Smith</i>
-------------------	------------	------------------------------------

Results can be found at www.tsl-timing.com

Printed - 17:25 Saturday, 11 March 2023



BMCRC - MRO Championships 2023 - Rnd 1 @ Brands Hatch Indy

BMCRC Thunderbike Sport & BMCRC SuperTwins

RACE 21 - LAP CHART

LAP 1 @ 17:18:31.452

NO	BEHIND	LAP TIME
0		57.916
1	1.158	59.074
81	2.363	1:00.279
79	2.387	1:00.303
77	2.458	1:00.374
57	2.544	1:00.460
58	4.130	1:02.046
139	5.040	1:02.956
25	5.506	1:03.422
84	5.532	1:03.448
97	5.859	1:03.775
51	6.033	1:03.949
994	6.565	1:04.481
44	6.672	1:04.588
69	6.709	1:04.625
47	7.453	1:05.369
89	8.349	1:06.265
22	9.069	1:06.985
49	10.289	1:08.205
116	10.491	1:08.407
689	11.228	1:09.144
26	11.314	1:09.230
35	11.423	1:09.339
138	12.513	1:10.429
127	14.219	1:12.135
4	15.954	1:13.870

LAP 2 @ 17:19:24.362

NO	BEHIND	LAP TIME
0		52.910
1	1.728	53.480
77	3.376	53.828
57	3.399	53.765
81	4.318	54.865
79	4.970	55.493
58	6.801	55.581
139	8.179	56.049
25	8.600	56.004
51	8.894	55.771
97	9.038	56.089
84	9.251	56.629
69	9.538	55.739
994	9.573	55.918
44	11.095	57.333
47	11.690	57.147
89	13.583	58.144
22	14.903	58.744
49	16.158	58.779
689	18.578	1:00.260
116	18.665	1:01.084
35	18.760	1:00.247
26	20.005	1:01.601
138	20.551	1:00.948
127	24.364	1:03.055
4	27.737	1:04.693

LAP 3 @ 17:20:16.975

NO	BEHIND	LAP TIME
0		52.613
1	1.758	52.643
57	3.810	53.024
77	4.703	53.940

81	5.263	53.558
79	6.712	54.355
58	9.544	55.356
139	11.642	56.076
25	11.828	55.841
994	12.072	55.112
51	12.203	55.922
97	12.354	55.929
84	12.590	55.952
69	12.991	56.066
44	16.262	57.780
47	16.504	57.427
89	19.269	58.299
22	21.248	58.958
49	22.482	58.937
689	23.232	57.267
35	24.186	58.039
116	27.885	1:01.833
26	28.775	1:01.383
138	29.105	1:01.167
127	34.628	1:02.877

LAP 4 @ 17:21:09.632

NO	BEHIND	LAP TIME
0		52.657
1	1.515	52.414
57	4.490	53.337
77	5.805	53.759
81	6.331	53.725
79	8.748	54.693
58	12.848	55.961
25	14.287	55.116
139	14.611	55.626
51	15.097	55.551
994	15.334	55.919
97	15.462	55.765
84	15.575	55.642
69	15.761	55.427
47	20.339	56.492
44	21.206	57.601
89	24.882	58.270
22	27.693	59.102
49	29.176	59.351
689	29.431	58.856
35	29.822	58.293
116	36.172	1:00.944
26	37.287	1:01.169
138	37.627	1:01.179
127	44.567	1:02.596

LAP 5 @ 17:22:02.244

NO	BEHIND	LAP TIME
0		52.612
1	0.964	52.061
57	5.139	53.261
77	7.405	54.212
81	7.620	53.901
79	10.695	54.559
58	15.986	55.750
25	16.962	55.287
139	17.318	55.319
994	17.712	54.990
51	17.795	55.310
97	18.127	55.277
84	18.225	55.262

69	18.384	55.235
47	24.419	56.692
44	26.232	57.638
89	29.949	57.679
22	34.067	58.986
35	34.873	57.663
49	35.249	58.685
689	35.500	58.681
116	43.906	1:00.346
26	45.660	1:00.985
138	45.896	1:00.881

LAP 6 @ 17:22:54.950

NO	BEHIND	LAP TIME
0		52.706
1	0.487	52.229
127	1 Lap	1:02.372
57	5.663	53.230
77	8.942	54.243
81	9.142	54.228
79	12.393	54.404
58	19.095	55.815
25	19.614	55.358
994	19.844	54.838
139	20.277	55.665
84	20.647	55.128
51	20.758	55.669
69	21.028	55.350
97	21.130	55.709
47	28.569	56.856
44	31.596	58.070
89	35.505	58.262
35	40.336	58.169
22	40.441	59.080
49	40.941	58.398
689	41.300	58.506
116	51.538	1:00.338

LAP 7 @ 17:23:47.704

NO	BEHIND	LAP TIME
0		52.754
1	0.057	52.324
26	1 Lap	1:00.771
138	1 Lap	1:01.036
57	7.181	54.272
81	10.462	54.074
77	10.782	54.594
127	1 Lap	1:02.985
79	13.633	53.994
994	22.155	55.065
58	22.288	55.947
25	22.389	55.529
139	22.910	55.387
84	23.316	55.423
69	23.449	55.175
51	23.536	55.532
97	24.503	56.127
47	32.868	57.053
44	36.996	58.154
89	40.091	57.340
35	46.265	58.683
49	46.454	58.267
22	46.923	59.236
689	47.169	58.623
116	58.525	59.741

BMCRC - MRO Championships 2023 - Rnd 1 @ Brands Hatch Indy

BMCRC Thunderbike Sport & BMCRC SuperTwins

RACE 21 - POSITION CHART

No	Name	Lap Pos	Lap						
			1	2	3	4	5	6	7
26	DARBY	1	0	0	0	0	0	0	0
47	BOHANAN	2	1	1	1	1	1	1	1
116	FAITH	3	81	77	57	57	57	57	57
0	HILL	4	79	57	77	77	77	77	81
1	JAMISON	5	77	81	81	81	81	81	77
25	DAY	6	57	79	79	79	79	79	79
49	CHAYTOR	7	58	58	58	58	58	58	994
57	NEWMAN	8	139	139	139	25	25	25	58
69	RUSSO	9	25	25	25	139	139	994	25
77	MAY	10	84	51	994	51	994	139	139
81	MAY	11	97	97	51	994	51	84	84
84	BRANCO	12	51	84	97	97	97	51	69
97	MANN	13	994	69	84	84	84	69	51
127	DAY	14	44	994	69	69	69	97	97
139	MARLEY	15	69	44	44	47	47	47	47
689	TREVEIL	16	47	47	47	44	44	44	44
89	STRILLOZZI	17	89	89	89	89	89	89	89
35	STONE	18	22	22	22	22	22	35	35
994	HOWARD	19	49	49	49	49	35	22	49
138	JARMIN	20	116	689	689	689	49	49	22
4	ARMITAGE	21	689	116	35	35	689	689	689
22	VENN	22	26	35	116	116	116	116	116
44	PARKER	23	35	26	26	26	26	26	
51	FEDRICK	24	138	138	138	138	138	138	
58	ALLEN	25	127	127	127	127	127	127	
79	O'MARA	26	4	4					

BMCRC - MRO Championships 2023 - Rnd 1 @ Brands Hatch Indy

BMCRC Thunderbike Sport & BMCRC SuperTwins

RACE 21 - SECTOR ANALYSIS



SECTOR 1 = FL to I1, SECTOR 2 = I1 to FL, DIFF = Difference To Personal Best Lap, P = Crossed Finish Line in Pit Lane, D = Time Disallowed

P1 0		Jeremy HILL		Yamaha R6 - Silver Arrows Racing / LT-Info.com			
IDEAL LAP TIME : 52.444		BEST LAP TIME : 52.612		DIFFERENCE : 0.168			
LAP	SECTOR 1	SECTOR 2	LAP TIME	MPH	DIFF	TIME OF DAY	
1 -		21.056	57.916	75.08	5.304	17:18:31.452	
2 -	31.843	21.067	52.910	82.18	0.298	17:19:24.362	
3 -	31.725	20.888	52.613 (2)	82.65	0.001	17:20:16.975	
4 -	31.782	20.875	52.657 (3)	82.58	0.045	17:21:09.632	
5 -	31.708	20.904	52.612 (1)	82.65		17:22:02.244	
6 -	31.655	21.051	52.706	82.50	0.094	17:22:54.950	
7 -	31.965	20.789	52.754	82.43	0.142	17:23:47.704	

P2 1		Adam JAMISON		Yamaha R6 - Team AJR			
IDEAL LAP TIME : 52.061		BEST LAP TIME : 52.061		DIFFERENCE : 0.000			
LAP	SECTOR 1	SECTOR 2	LAP TIME	MPH	DIFF	TIME OF DAY	
1 -		21.301	59.074	73.61	7.013	17:18:32.610	
2 -	32.422	21.058	53.480	81.31	1.419	17:19:26.090	
3 -	31.770	20.873	52.643	82.60	0.582	17:20:18.733	
4 -	31.524	20.890	52.414	82.96	0.353	17:21:11.147	
5 -	31.261	20.800	52.061 (1)	83.52		17:22:03.208	
6 -	31.291	20.938	52.229 (2)	83.26	0.168	17:22:55.437	
7 -	31.265	21.059	52.324 (3)	83.10	0.263	17:23:47.761	

P3 57		Paul NEWMAN		Yamaha R6 - Scarlett racing			
IDEAL LAP TIME : 52.907		BEST LAP TIME : 53.024		DIFFERENCE : 0.117			
LAP	SECTOR 1	SECTOR 2	LAP TIME	MPH	DIFF	TIME OF DAY	
1 -		21.146	1:00.460	71.92	7.436	17:18:33.996	
2 -	32.868	20.897	53.765	80.88	0.741	17:19:27.761	
3 -	32.164	20.860	53.024 (1)	82.01		17:20:20.785	
4 -	32.191	21.146	53.337	81.53	0.313	17:21:14.122	
5 -	32.262	20.999	53.261 (3)	81.64	0.237	17:22:07.383	
6 -	32.047	21.183	53.230 (2)	81.69	0.206	17:23:00.613	
7 -	33.179	21.093	54.272	80.12	1.248	17:23:54.885	

P4 81		Malvern MAY		Honda CBR600RR - IMP racing			
IDEAL LAP TIME : 53.367		BEST LAP TIME : 53.558		DIFFERENCE : 0.191			
LAP	SECTOR 1	SECTOR 2	LAP TIME	MPH	DIFF	TIME OF DAY	
1 -		22.229	1:00.279	72.14	6.721	17:18:33.815	
2 -	33.216	21.649	54.865	79.26	1.307	17:19:28.680	
3 -	32.449	21.109	53.558 (1)	81.19		17:20:22.238	
4 -	32.263	21.462	53.725 (2)	80.94	0.167	17:21:15.963	
5 -	32.283	21.618	53.901 (3)	80.67	0.343	17:22:09.864	
6 -	32.609	21.619	54.228	80.19	0.670	17:23:04.092	
7 -	32.258	21.816	54.074	80.41	0.516	17:23:58.166	

P5 77		David MAY		Suzuki 600 - Orchard cooling/ team Silver Arrows			
IDEAL LAP TIME : 53.713		BEST LAP TIME : 53.759		DIFFERENCE : 0.046			
LAP	SECTOR 1	SECTOR 2	LAP TIME	MPH	DIFF	TIME OF DAY	
1 -		21.558	1:00.374	72.02	6.615	17:18:33.910	
2 -	32.532	21.296	53.828 (2)	80.78	0.069	17:19:27.738	
3 -	32.507	21.433	53.940 (3)	80.61	0.181	17:20:21.678	
4 -	32.417	21.342	53.759 (1)	80.89		17:21:15.437	
5 -	32.600	21.612	54.212	80.21	0.453	17:22:09.649	
6 -	32.665	21.578	54.243	80.16	0.484	17:23:03.892	
7 -	32.892	21.702	54.594	79.65	0.835	17:23:58.486	

BMCRC - MRO Championships 2023 - Rnd 1 @ Brands Hatch Indy

BMCRC Thunderbike Sport & BMCRC SuperTwins

RACE 21 - SECTOR ANALYSIS



SECTOR 1 = FL to I1, SECTOR 2 = I1 to FL, DIFF = Difference To Personal Best Lap, P = Crossed Finish Line in Pit Lane, D = Time Disallowed

P6		79 SUP		James O'MARA		BMW F900R - BRP Machining Ltd	
IDEAL LAP TIME : 53.967		BEST LAP TIME : 53.994		DIFFERENCE : 0.027			
LAP	SECTOR 1	SECTOR 2	LAP TIME	MPH	DIFF	TIME OF DAY	
1 -		22.502	1:00.303	72.11	6.309	17:18:33.839	
2 -	33.499	21.994	55.493	78.36	1.499	17:19:29.332	
3 -	32.537	21.818	54.355 (2)	80.00	0.361	17:20:23.687	
4 -	32.660	22.033	54.693	79.50	0.699	17:21:18.380	
5 -	32.516	22.043	54.559	79.70	0.565	17:22:12.939	
6 -	32.583	21.821	54.404 (3)	79.93	0.410	17:23:07.343	
7 -	32.149	21.845	53.994 (1)	80.53		17:24:01.337	

P7		994 R		Adrian HOWARD		Suzuki GSXR 600 -	
IDEAL LAP TIME : 54.653		BEST LAP TIME : 54.838		DIFFERENCE : 0.185			
LAP	SECTOR 1	SECTOR 2	LAP TIME	MPH	DIFF	TIME OF DAY	
1 -		22.572	1:04.481	67.43	9.643	17:18:38.017	
2 -	33.689	22.229	55.918	77.76	1.080	17:19:33.935	
3 -	33.011	22.101	55.112	78.90	0.274	17:20:29.047	
4 -	34.066	21.853	55.919	77.76	1.081	17:21:24.966	
5 -	33.111	21.879	54.990 (2)	79.07	0.152	17:22:19.956	
6 -	33.196	21.642	54.838 (1)	79.29		17:23:14.794	
7 -	33.105	21.960	55.065 (3)	78.97	0.227	17:24:09.859	

P8		58 SUP		Michael ALLEN		Kawasaki ER6 -	
IDEAL LAP TIME : 55.356		BEST LAP TIME : 55.356		DIFFERENCE : 0.000			
LAP	SECTOR 1	SECTOR 2	LAP TIME	MPH	DIFF	TIME OF DAY	
1 -		22.191	1:02.046	70.08	6.690	17:18:35.582	
2 -	33.408	22.173	55.581 (2)	78.23	0.225	17:19:31.163	
3 -	33.384	21.972	55.356 (1)	78.55		17:20:26.519	
4 -	33.655	22.306	55.961	77.70	0.605	17:21:22.480	
5 -	33.518	22.232	55.750 (3)	78.00	0.394	17:22:18.230	
6 -	33.551	22.264	55.815	77.91	0.459	17:23:14.045	
7 -	33.587	22.360	55.947	77.72	0.591	17:24:09.992	

P9		25		Harrison DAY		Yamaha R6 -	
IDEAL LAP TIME : 55.043		BEST LAP TIME : 55.116		DIFFERENCE : 0.073			
LAP	SECTOR 1	SECTOR 2	LAP TIME	MPH	DIFF	TIME OF DAY	
1 -		22.918	1:03.422	68.56	8.306	17:18:36.958	
2 -	33.782	22.222	56.004	77.64	0.888	17:19:32.962	
3 -	33.595	22.246	55.841	77.87	0.725	17:20:28.803	
4 -	33.318	21.798	55.116 (1)	78.89		17:21:23.919	
5 -	33.330	21.957	55.287 (2)	78.65	0.171	17:22:19.206	
6 -	33.245	22.113	55.358 (3)	78.55	0.242	17:23:14.564	
7 -	33.443	22.086	55.529	78.31	0.413	17:24:10.093	

P10		139		Rob MARLEY		Honda CBR600F3 - PearTree Racing	
IDEAL LAP TIME : 55.306		BEST LAP TIME : 55.319		DIFFERENCE : 0.013			
LAP	SECTOR 1	SECTOR 2	LAP TIME	MPH	DIFF	TIME OF DAY	
1 -		22.511	1:02.956	69.07	7.637	17:18:36.492	
2 -	33.804	22.245	56.049	77.58	0.730	17:19:32.541	
3 -	33.694	22.382	56.076	77.54	0.757	17:20:28.617	
4 -	33.741	21.885	55.626 (3)	78.17	0.307	17:21:24.243	
5 -	33.555	21.764	55.319 (1)	78.60		17:22:19.562	
6 -	33.636	22.029	55.665	78.12	0.346	17:23:15.227	
7 -	33.542	21.845	55.387 (2)	78.51	0.068	17:24:10.614	

BMCRC - MRO Championships 2023 - Rnd 1 @ Brands Hatch Indy

BMCRC Thunderbike Sport & BMCRC SuperTwins

RACE 21 - SECTOR ANALYSIS



SECTOR 1 = FL to I1, SECTOR 2 = I1 to FL, DIFF = Difference To Personal Best Lap, P = Crossed Finish Line in Pit Lane, D = Time Disallowed

P11 84		Ricardo BRANCO		Yamaha R6 - IMP Racing		
IDEAL LAP TIME : 55.128		BEST LAP TIME : 55.128		DIFFERENCE : 0.000		
LAP	SECTOR 1	SECTOR 2	LAP TIME	MPH	DIFF	TIME OF DAY
1 -		22.687	1:03.448	68.53	8.320	17:18:36.984
2 -	34.540	22.089	56.629	76.79	1.501	17:19:33.613
3 -	33.938	22.014	55.952	77.72	0.824	17:20:29.565
4 -	33.817	21.825	55.642	78.15	0.514	17:21:25.207
5 -	33.512	21.750	55.262 (2)	78.69	0.134	17:22:20.469
6 -	33.387	21.741	55.128 (1)	78.88		17:23:15.597
7 -	33.502	21.921	55.423 (3)	78.46	0.295	17:24:11.020

P12 69		Tony RUSSO		Yamaha R6 - Wymark Lubricants		
IDEAL LAP TIME : 54.895		BEST LAP TIME : 55.175		DIFFERENCE : 0.280		
LAP	SECTOR 1	SECTOR 2	LAP TIME	MPH	DIFF	TIME OF DAY
1 -		22.702	1:04.625	67.28	9.450	17:18:38.161
2 -	34.120	21.619	55.739	78.01	0.564	17:19:33.900
3 -	34.561	21.505	56.066	77.56	0.891	17:20:29.966
4 -	33.902	21.525	55.427	78.45	0.252	17:21:25.393
5 -	33.903	21.332	55.235 (2)	78.72	0.060	17:22:20.628
6 -	33.772	21.578	55.350 (3)	78.56	0.175	17:23:15.978
7 -	33.563	21.612	55.175 (1)	78.81		17:24:11.153

P13 51 SUP		Matthew FEDRICK		BMW F900 - Matthew Fedrick farriers ltd/ Palmer Race Skool		
IDEAL LAP TIME : 55.259		BEST LAP TIME : 55.310		DIFFERENCE : 0.051		
LAP	SECTOR 1	SECTOR 2	LAP TIME	MPH	DIFF	TIME OF DAY
1 -		22.705	1:03.949	68.00	8.639	17:18:37.485
2 -	33.526	22.245	55.771	77.97	0.461	17:19:33.256
3 -	33.464	22.458	55.922	77.76	0.612	17:20:29.178
4 -	33.404	22.147	55.551 (3)	78.28	0.241	17:21:24.729
5 -	33.374	21.936	55.310 (1)	78.62		17:22:20.039
6 -	33.472	22.197	55.669	78.11	0.359	17:23:15.708
7 -	33.323	22.209	55.532 (2)	78.30	0.222	17:24:11.240

P14 97		Alex MANN		Honda CBR600RR - Michael Jones Jeweller, Esprit Group, Carl		
IDEAL LAP TIME : 55.277		BEST LAP TIME : 55.277		DIFFERENCE : 0.000		
LAP	SECTOR 1	SECTOR 2	LAP TIME	MPH	DIFF	TIME OF DAY
1 -		22.909	1:03.775	68.18	8.498	17:18:37.311
2 -	33.962	22.127	56.089	77.53	0.812	17:19:33.400
3 -	33.559	22.370	55.929	77.75	0.652	17:20:29.329
4 -	33.498	22.267	55.765 (3)	77.98	0.488	17:21:25.094
5 -	33.458	21.819	55.277 (1)	78.66		17:22:20.371
6 -	33.737	21.972	55.709 (2)	78.05	0.432	17:23:16.080
7 -	34.259	21.868	56.127	77.47	0.850	17:24:12.207

P15 47		Tristan BOHANAN		Suzuki SV650 -		
IDEAL LAP TIME : 56.378		BEST LAP TIME : 56.492		DIFFERENCE : 0.114		
LAP	SECTOR 1	SECTOR 2	LAP TIME	MPH	DIFF	TIME OF DAY
1 -		23.410	1:05.369	66.52	8.877	17:18:38.905
2 -	34.294	22.853	57.147	76.09	0.655	17:19:36.052
3 -	34.339	23.088	57.427	75.72	0.935	17:20:33.479
4 -	33.837	22.655	56.492 (1)	76.97		17:21:29.971
5 -	34.151	22.541	56.692 (2)	76.70	0.200	17:22:26.663
6 -	34.103	22.753	56.856 (3)	76.48	0.364	17:23:23.519
7 -	34.303	22.750	57.053	76.22	0.561	17:24:20.572

BMCRC - MRO Championships 2023 - Rnd 1 @ Brands Hatch Indy

BMCRC Thunderbike Sport & BMCRC SuperTwins

RACE 21 - SECTOR ANALYSIS



SECTOR 1 = FL to I1, SECTOR 2 = I1 to FL, DIFF = Difference To Personal Best Lap, P = Crossed Finish Line in Pit Lane, D = Time Disallowed

P16 44 SUP Tony PARKER		Kawasaki ER650RR - insta/youtube 44notpol				
IDEAL LAP TIME : 57.276		BEST LAP TIME : 57.333		DIFFERENCE : 0.057		
LAP	SECTOR 1	SECTOR 2	LAP TIME	MPH	DIFF	TIME OF DAY
1 -		22.907	1:04.588	67.32	7.255	17:18:38.124
2 -	34.680	22.653	57.333 (1)	75.84		17:19:35.457
3 -	34.872	22.908	57.780	75.26	0.447	17:20:33.237
4 -	34.810	22.791	57.601 (2)	75.49	0.268	17:21:30.838
5 -	34.623	23.015	57.638 (3)	75.44	0.305	17:22:28.476
6 -	35.069	23.001	58.070	74.88	0.737	17:23:26.546
7 -	35.219	22.935	58.154	74.77	0.821	17:24:24.700

P17 89 R Marco STRILLOZZI		Yamaha R6 - KLUAPP.COM				
IDEAL LAP TIME : 57.340		BEST LAP TIME : 57.340		DIFFERENCE : 0.000		
LAP	SECTOR 1	SECTOR 2	LAP TIME	MPH	DIFF	TIME OF DAY
1 -		23.018	1:06.265	65.62	8.925	17:18:39.801
2 -	35.179	22.965	58.144 (3)	74.79	0.804	17:19:37.945
3 -	35.179	23.120	58.299	74.59	0.959	17:20:36.244
4 -	35.044	23.226	58.270	74.62	0.930	17:21:34.514
5 -	34.789	22.890	57.679 (2)	75.39	0.339	17:22:32.193
6 -	35.148	23.114	58.262	74.63	0.922	17:23:30.455
7 -	34.712	22.628	57.340 (1)	75.83		17:24:27.795

P18 35 R Logan STONE		Yamaha R6 -				
IDEAL LAP TIME : 57.613		BEST LAP TIME : 57.663		DIFFERENCE : 0.050		
LAP	SECTOR 1	SECTOR 2	LAP TIME	MPH	DIFF	TIME OF DAY
1 -		24.118	1:09.339	62.71	11.676	17:18:42.875
2 -	36.467	23.780	1:00.247	72.17	2.584	17:19:43.122
3 -	35.285	22.754	58.039 (2)	74.92	0.376	17:20:41.161
4 -	35.211	23.082	58.293	74.59	0.630	17:21:39.454
5 -	34.859	22.804	57.663 (1)	75.41		17:22:37.117
6 -	35.326	22.843	58.169 (3)	74.75	0.506	17:23:35.286
7 -	35.494	23.189	58.683	74.10	1.020	17:24:33.969

P19 49 Oli CHAYTOR		Yamaha R6 - PearTree Racing				
IDEAL LAP TIME : 58.201		BEST LAP TIME : 58.267		DIFFERENCE : 0.066		
LAP	SECTOR 1	SECTOR 2	LAP TIME	MPH	DIFF	TIME OF DAY
1 -		23.859	1:08.205	63.75	9.938	17:18:41.741
2 -	35.715	23.064	58.779	73.98	0.512	17:19:40.520
3 -	35.784	23.153	58.937	73.78	0.670	17:20:39.457
4 -	36.008	23.343	59.351	73.26	1.084	17:21:38.808
5 -	35.542	23.143	58.685 (3)	74.10	0.418	17:22:37.493
6 -	35.689	22.709	58.398 (2)	74.46	0.131	17:23:35.891
7 -	35.608	22.659	58.267 (1)	74.63		17:24:34.158

P20 22 SUP Matt VENN		BMW F900 -				
IDEAL LAP TIME : 58.702		BEST LAP TIME : 58.744		DIFFERENCE : 0.042		
LAP	SECTOR 1	SECTOR 2	LAP TIME	MPH	DIFF	TIME OF DAY
1 -		23.221	1:06.985	64.91	8.241	17:18:40.521
2 -	35.832	22.912	58.744 (1)	74.02		17:19:39.265
3 -	35.790	23.168	58.958 (2)	73.75	0.214	17:20:38.223
4 -	35.966	23.136	59.102	73.57	0.358	17:21:37.325
5 -	35.966	23.020	58.986 (3)	73.72	0.242	17:22:36.311
6 -	35.911	23.169	59.080	73.60	0.336	17:23:35.391
7 -	36.323	22.913	59.236	73.41	0.492	17:24:34.627

BMCRC - MRO Championships 2023 - Rnd 1 @ Brands Hatch Indy

BMCRC Thunderbike Sport & BMCRC SuperTwins

RACE 21 - SECTOR ANALYSIS



SECTOR 1 = FL to I1, SECTOR 2 = I1 to FL, DIFF = Difference To Personal Best Lap, P = Crossed Finish Line in Pit Lane, D = Time Disallowed

P21 689		David TREVEIL		Yamaha YZF-R6 -		
IDEAL LAP TIME : 57.267		BEST LAP TIME : 57.267		DIFFERENCE : 0.000		
LAP	SECTOR 1	SECTOR 2	LAP TIME	MPH	DIFF	TIME OF DAY
1 -		23.998	1:09.144	62.89	11.877	17:18:42.680
2 -	36.622	23.638	1:00.260	72.16	2.993	17:19:42.940
3 -	35.070	22.197	57.267 (1)	75.93		17:20:40.207
4 -	35.691	23.165	58.856	73.88	1.589	17:21:39.063
5 -	36.056	22.625	58.681	74.10	1.414	17:22:37.744
6 -	35.892	22.614	58.506 (2)	74.32	1.239	17:23:36.250
7 -	35.878	22.745	58.623 (3)	74.17	1.356	17:24:34.873

P22 116		Gareth FAITH		Suzuki SV650 - Sitramoto		
IDEAL LAP TIME : 59.741		BEST LAP TIME : 59.741		DIFFERENCE : 0.000		
LAP	SECTOR 1	SECTOR 2	LAP TIME	MPH	DIFF	TIME OF DAY
1 -		24.485	1:08.407	63.56	8.666	17:18:41.943
2 -	37.179	23.905	1:01.084	71.19	1.343	17:19:43.027
3 -	37.887	23.946	1:01.833	70.32	2.092	17:20:44.860
4 -	36.984	23.960	1:00.944	71.35	1.203	17:21:45.804
5 -	36.726	23.620	1:00.346 (3)	72.06	0.605	17:22:46.150
6 -	36.862	23.476	1:00.338 (2)	72.07	0.597	17:23:46.488
7 -	36.459	23.282	59.741 (1)	72.79		17:24:46.229

P23 26		Piers DARBY		Suzuki SV650 - Darby Racing		
IDEAL LAP TIME : 1:00.607		BEST LAP TIME : 1:00.771		DIFFERENCE : 0.164		
LAP	SECTOR 1	SECTOR 2	LAP TIME	MPH	DIFF	TIME OF DAY
1 -		24.318	1:09.230	62.81	8.459	17:18:42.766
2 -	37.396	24.205	1:01.601	70.59	0.830	17:19:44.367
3 -	36.768	24.615	1:01.383	70.84	0.612	17:20:45.750
4 -	36.517	24.652	1:01.169 (3)	71.09	0.398	17:21:46.919
5 -	36.402	24.583	1:00.985 (2)	71.30	0.214	17:22:47.904
6 -	36.438	24.333	1:00.771 (1)	71.55		17:23:48.675

P24 138 SUP		Craig JARMIN		Suzuki SV650 - SK PreP		
IDEAL LAP TIME : 1:00.531		BEST LAP TIME : 1:00.881		DIFFERENCE : 0.350		
LAP	SECTOR 1	SECTOR 2	LAP TIME	MPH	DIFF	TIME OF DAY
1 -		24.524	1:10.429	61.74	9.548	17:18:43.965
2 -	36.864	24.084	1:00.948 (2)	71.34	0.067	17:19:44.913
3 -	36.557	24.610	1:01.167	71.09	0.286	17:20:46.080
4 -	36.614	24.565	1:01.179	71.08	0.298	17:21:47.259
5 -	36.907	23.974	1:00.881 (1)	71.42		17:22:48.140
6 -	36.869	24.167	1:01.036 (3)	71.24	0.155	17:23:49.176

P25 127		John DAY		Honda VFR 750 F -		
IDEAL LAP TIME : 1:02.257		BEST LAP TIME : 1:02.372		DIFFERENCE : 0.115		
LAP	SECTOR 1	SECTOR 2	LAP TIME	MPH	DIFF	TIME OF DAY
1 -		24.959	1:12.135	60.28	9.763	17:18:45.671
2 -	38.358	24.697	1:03.055	68.96	0.683	17:19:48.726
3 -	38.087	24.790	1:02.877 (3)	69.16	0.505	17:20:51.603
4 -	38.212	24.384	1:02.596 (2)	69.47	0.224	17:21:54.199
5 -	38.202	24.170	1:02.372 (1)	69.72		17:22:56.571
6 -	38.242	24.743	1:02.985	69.04	0.613	17:23:59.556

P26 4 SUP		Liam ARMITAGE		Kawasaki ER6 - LA KITCHENS		
IDEAL LAP TIME : 1:03.776		BEST LAP TIME : 1:04.693		DIFFERENCE : 0.917		
LAP	SECTOR 1	SECTOR 2	LAP TIME	MPH	DIFF	TIME OF DAY
1 -		25.680	1:13.870	58.86	9.177	17:18:47.406
2 -	39.132	25.561	1:04.693 (1)	67.21		17:19:52.099

BMCRC - MRO Championships 2023 - Rnd 1 @ Brands Hatch Indy

BMCRC Thunderbike Sport & BMCRC SuperTwins

RACE 21 - BEST SECTORS

SECTOR 1			SECTOR 2			IDEAL / BEST COMPARISON						
POS	NO	NAME	TIME	NO	NAME	TIME	POS	NO	NAME	IDEAL	BEST	DIFF
									PERFECT LAP	52.050		
1	1	JAMISON	31.261	0	HILL	20.789	1	1	JAMISON	52.061	52.061	0.000
2	0	HILL	31.655	1	JAMISON	20.800	2	0	HILL	52.444	52.612	0.168
3	57	NEWMAN	32.047	57	NEWMAN	20.860	3	57	NEWMAN	52.907	53.024	0.117
4	79	O'MARA	32.149	81	MAY	21.109	4	81	MAY	53.367	53.558	0.191
5	81	MAY	32.258	77	MAY	21.296	5	77	MAY	53.713	53.759	0.046
6	77	MAY	32.417	69	RUSSO	21.332	6	79	O'MARA	53.967	53.994	0.027
7	994	HOWARD	33.011	994	HOWARD	21.642	7	994	HOWARD	54.653	54.838	0.185
8	25	DAY	33.245	84	BRANCO	21.741	8	69	RUSSO	54.895	55.175	0.280
9	51	FEDRICK	33.323	139	MARLEY	21.764	9	25	DAY	55.043	55.116	0.073
10	58	ALLEN	33.384	25	DAY	21.798	10	84	BRANCO	55.128	55.128	0.000
11	84	BRANCO	33.387	79	O'MARA	21.818	11	51	FEDRICK	55.259	55.310	0.051
12	97	MANN	33.458	97	MANN	21.819	12	97	MANN	55.277	55.277	0.000
13	139	MARLEY	33.542	51	FEDRICK	21.936	13	139	MARLEY	55.306	55.319	0.013
14	69	RUSSO	33.563	58	ALLEN	21.972	14	58	ALLEN	55.356	55.356	0.000
15	47	BOHANAN	33.837	689	TREVEIL	22.197	15	47	BOHANAN	56.378	56.492	0.114
16	44	PARKER	34.623	47	BOHANAN	22.541	16	689	TREVEIL	57.267	57.267	0.000
17	89	STRILLOZZI	34.712	89	STRILLOZZI	22.628	17	44	PARKER	57.276	57.333	0.057
18	35	STONE	34.859	44	PARKER	22.653	18	89	STRILLOZZI	57.340	57.340	0.000
19	689	TREVEIL	35.070	49	CHAYTOR	22.659	19	35	STONE	57.613	57.663	0.050
20	49	CHAYTOR	35.542	35	STONE	22.754	20	49	CHAYTOR	58.201	58.267	0.066
21	22	VENN	35.790	22	VENN	22.912	21	22	VENN	58.702	58.744	0.042
22	26	DARBY	36.402	116	FAITH	23.282	22	116	FAITH	59.741	59.741	0.000
23	116	FAITH	36.459	138	JARMIN	23.974	23	138	JARMIN	1:00.531	1:00.881	0.350
24	138	JARMIN	36.557	127	DAY	24.170	24	26	DARBY	1:00.607	1:00.771	0.164
25	127	DAY	38.087	26	DARBY	24.205	25	127	DAY	1:02.257	1:02.372	0.115
26	4	ARMITAGE	38.215	4	ARMITAGE	25.561	26	4	ARMITAGE	1:03.776	1:04.693	0.917

BMCRC - MRO Championships 2023 - Rnd 1 @ Brands Hatch Indy

BMCRC Thunderbike Sport & BMCRC SuperTwins

RACE 21 - STATISTICS

Competitors Started 26
Planned Start 2023-03-11 @ 17:51:00.000
Actual Start 2023-03-11 @ 17:17:33.535
Finish Time 2023-03-11 @ 17:23:47.703
Track Length 1.2079mi.
Total Laps 174
Total Distance Covered 210.1825mi.

Session Fastest Lap History

NO	CL	NAME	LAP TIME	TIME OF DAY	LAP	VEHICLE
0		Jeremy HILL	52.910	17:19:24.369	2	Yamaha R6
0		Jeremy HILL	52.613	17:20:16.983	3	Yamaha R6
1		Adam JAMISON	52.414	17:21:11.156	4	Yamaha R6
1		Adam JAMISON	52.061	17:22:03.221	5	Yamaha R6

Session Leader History

NO	CL	NAME	FROM LAP	LAPS LED	DISTANCE	VEHICLE
0		Jeremy HILL	1	7	8.45 miles	Yamaha R6

Flag History

TYPE	TIME OF DAY
GREEN	17:17:33.535
FINISH	17:23:47.703

Flag Statistics

TYPE	COUNT	TOTAL LAPS	TOTAL TIME
Green	1	7	7:17.971
Red	0	0	0.000
Safety Car	0	0	0.000
FCY	0	0	0.000

BMCRC - MRO Championships 2023 - Rnd 1 @ Brands Hatch Indy

BMCRC Thunderbike Sport & BMCRC SuperTwins

RACE 21 - STATISTICS

CLASS :

16 Starters

Fastest Lap History

NO	NAME	LAP TIME	TIME OF DAY	LAP	VEHICLE
0	Jeremy HILL	52.910	17:19:24.369	2	Yamaha R6
0	Jeremy HILL	52.613	17:20:16.983	3	Yamaha R6
1	Adam JAMISON	52.414	17:21:11.156	4	Yamaha R6
1	Adam JAMISON	52.061	17:22:03.221	5	Yamaha R6

Leader History

NO	NAME	FROM LAP	LAPS LED	DISTANCE	VEHICLE
0	Jeremy HILL	1	7	8.45 miles	Yamaha R6

BMCRC - MRO Championships 2023 - Rnd 1 @ Brands Hatch Indy

BMCRC Thunderbike Sport & BMCRC SuperTwins

RACE 21 - STATISTICS

CLASS : R

3 Starters

Fastest Lap History

NO	NAME	LAP TIME	TIME OF DAY	LAP	VEHICLE
994	Adrian HOWARD	55.918	17:19:33.935	2	Suzuki GSXR 600
994	Adrian HOWARD	55.112	17:20:29.053	3	Suzuki GSXR 600
994	Adrian HOWARD	54.990	17:22:19.963	5	Suzuki GSXR 600
994	Adrian HOWARD	54.838	17:23:14.801	6	Suzuki GSXR 600

Leader History

NO	NAME	FROM LAP	LAPS LED	DISTANCE	VEHICLE
994	Adrian HOWARD	1	7	8.45 miles	Suzuki GSXR 600

BMCRC - MRO Championships 2023 - Rnd 1 @ Brands Hatch Indy

BMCRC Thunderbike Sport & BMCRC SuperTwins

RACE 21 - STATISTICS

CLASS : SUP

7 Starters

Fastest Lap History

NO	NAME	LAP TIME	TIME OF DAY	LAP	VEHICLE
79	James O'MARA	55.493	17:19:29.357	2	BMW F900R
79	James O'MARA	54.355	17:20:23.711	3	BMW F900R
79	James O'MARA	53.994	17:24:01.361	7	BMW F900R

Leader History

NO	NAME	FROM LAP	LAPS LED	DISTANCE	VEHICLE
79	James O'MARA	1	7	8.45 miles	BMW F900R

BMCRC - MRO Championships 2023 - Rnd 1 @ Brands Hatch Indy

BMCRC Thunderbike Sport & BMCRC SuperTwins

RACE 11 - GRID (11 Laps)

ROW 12	36		35		34	151 Andrew DURANT	
ROW 11		33	119 Kevin BURTON	32	92 Tommi CALDWELL	31	39 Michael HUDSON
ROW 10	30	11 Malcolm BATE	29	126 Glynn DAVIES	28	2 Andrew GILL	
ROW 9		27	48 Shaun WALLIS	26	4 Liam ARMITAGE	25	127 John DAY
ROW 8	24	138 Craig JARMIN	23	26 Piers DARBY	22	116 Gareth FAITH	
ROW 7		21	22 Matt VENN	20	49 Oli CHAYTOR	19	35 Logan STONE
ROW 6	18	89 Marco STRILLOZZI	17	44 Tony PARKER	16	689 David TREVEIL	
ROW 5		15	47 Tristan BOHANAN	14	58 Michael ALLEN	13	139 Rob MARLEY
ROW 4	12	51 Matthew FEDRICK	11	97 Alex MANN	10	69 Tony RUSSO	
ROW 3		9	84 Ricardo BRANCO	8	25 Harrison DAY	7	994 Adrian HOWARD
ROW 2	6	79 James O'MARA	5	77 David MAY	4	81 Malvern MAY	
ROW 1		3	57 Paul NEWMAN	2	0 Jeremy HILL	1	1 Adam JAMISON
Pole							

Brands Hatch Indy: 1.2079 miles

These results are provisional until the conclusion of any judicial and technical matters.

Clerk Of Course :	Stewards :	Timekeeper : <i>Craig Smith</i>
-------------------	------------	------------------------------------

Results can be found at www.tsl-timing.com

Printed - 17:26 Saturday, 11 March 2023



BMCRC - MRO Championships 2023 - Rnd 1 @ Brands Hatch Indy



BMCRC Thunderbike Sport & BMCRC SuperTwins

RACE 11 - CLASSIFICATION

POS	NO	CL	PIC NAME	ENTRY	LAPS	TIME	GAP	DIFF	MPH	BEST	ON
1	0		1 Jeremy HILL	Yamaha R6 - Silver Arrows Racing / LT-Info.com	11	9:37.282			82.86	51.631	11
2	1		2 Adam JAMISON	Yamaha R6 - Team AJR	11	9:38.660	1.378	1.378	82.66	51.513	9
3	79	SUP	1 James O'MARA	BMW F900R - BRP Machining Ltd	11	9:49.551	12.269	10.891	81.13	52.445	11
4	81		3 Malvern MAY	Honda CBR600RR - IMP racing	11	9:49.676	12.394	0.125	81.12	52.360	5
5	69		4 Tony RUSSO	Yamaha R6 - Wymark Lubricants	11	9:54.180	16.898	4.504	80.50	52.250	6
6	77		5 David MAY	Suzuki 600 - Orchard cooling/ team Silver Arrows	11	10:01.040	23.758	6.860	79.58	53.349	11
7	51	SUP	2 Matthew FEDRICK	BMW F900 - Matthew Fedrick farriers ltd/ Palmer Ra	11	10:08.787	31.505	7.747	78.57	53.962	6
8	25		6 Harrison DAY	Yamaha R6 -	11	10:09.134	31.852	0.347	78.52	53.487	11
9	84		7 Ricardo BRANCO	Yamaha R6 - IMP Racing	11	10:09.537	32.255	0.403	78.47	53.546	11
10	994	R	1 Adrian HOWARD	Suzuki GSXR 600 -	11	10:11.276	33.994	1.739	78.25	54.246	11
11	139		8 Rob MARLEY	Honda CBR600F3 - PearTree Racing	11	10:12.025	34.743	0.749	78.15	54.273	11
12	58	SUP	3 Michael ALLEN	Kawasaki ER6 -	11	10:13.854	36.572	1.829	77.92	54.284	11
13	97		9 Alex MANN	Honda CBR600RR - Michael Jones Jeweller, Esprit	11	10:14.047	36.765	0.193	77.90	54.312	11
14	22	SUP	4 Matt VENN	BMW F900 -	11	10:23.915	46.633	9.868	76.66	55.380	6
15	44	SUP	5 Tony PARKER	Kawasaki ER650RR - insta/youtube 44notpol	11	10:27.161	49.879	3.246	76.27	55.758	9
16	11		10 Malcolm BATE	YAMAHA R6 - Hartjay	11	10:27.783	50.501	0.622	76.19	54.911	10
17	89	R	2 Marco STRILLOZZI	Yamaha R6 - KLUAPP.COM	11	10:30.749	53.467	2.966	75.83	55.099	10
18	35	R	3 Logan STONE	Yamaha R6 -	10	9:37.511	1 Lap	1 Lap	75.29	56.343	9
19	47		11 Tristan BOHANAN	Suzuki SV650 -	10	9:38.591	1 Lap	1.080	75.15	56.530	3
20	689		12 David TREVEIL	Yamaha YZF-R6 -	10	9:43.984	1 Lap	5.393	74.46	55.159	10
21	116		13 Gareth FAITH	Suzuki SV650 - Sitramoto	10	9:48.842	1 Lap	4.858	73.85	56.615	10
22	138	SUP	6 Craig JARMIN	Suzuki SV650 - SK PreP	10	10:00.935	1 Lap	12.093	72.36	58.735	6
23	26		14 Piers DARBY	Suzuki SV650 - Darby Racing	10	10:01.003	1 Lap	0.068	72.35	58.858	5
24	127		15 John DAY	Honda VFR 750 F -	10	10:22.024	1 Lap	21.021	69.91	1:00.331	9
25	4	SUP	7 Liam ARMITAGE	Kawasaki ER6 - LA KITCHENS	10	10:41.773	1 Lap	19.749	67.75	1:01.268	6

NOT CLASSIFIED

DNF	49		Oli CHAYTOR	Yamaha R6 - PearTree Racing	8	7:52.529	3 Laps	2 Laps	73.62	57.284	5
DNF	57		Paul NEWMAN	Yamaha R6 - Scarlett racing	6	5:24.557	5 Laps	2 Laps	80.39	52.197	6

FASTEST LAP

	1		Adam JAMISON	Yamaha R6 - Team AJR	9	51.513			84.41 mph	135.85 kph	
	79	SUP	James O'MARA	BMW F900R - BRP Machining Ltd	11	52.445			82.91 mph	133.44 kph	
	994	R	Adrian HOWARD	Suzuki GSXR 600 -	11	54.246			80.16 mph	129.01 kph	

Class - 92.5% of Race Speed = 76.64 mph
 Class SUP - 92.5% of Race Speed = 75.04 mph
 Class R - 92.5% of Race Speed = 72.38 mph

Weather / Track : Cloudy / Dry

These results are provisional until the conclusion of any judicial and technical matters.

Race Distance: 11 Laps / 13.28 miles

Brands Hatch Indy: 1.2079 miles

Date: 12/03/2023 Start: 13:04 Finish: 13:14

Clerk Of Course :	Stewards :	Timekeeper : <i>Craig Smith</i>
-------------------	------------	------------------------------------

Results can be found at www.tsl-timing.com

Printed - 13:18 Sunday, 12 March 2023



BMCRC - MRO Championships 2023 - Rnd 1 @ Brands Hatch Indy

BMCRC Thunderbike Sport & BMCRC SuperTwins

RACE 11 - LAP CHART

LAP 1 @ 13:05:20.602

NO	BEHIND	LAP TIME
0		56.815
1	0.381	57.196
79	1.534	58.349
84	3.022	59.837
57	3.181	59.996
81	3.354	1:00.169
77	3.432	1:00.247
69	3.650	1:00.465
51	4.561	1:01.376
994	4.924	1:01.739
25	4.995	1:01.810
139	5.481	1:02.296
58	6.225	1:03.040
97	6.961	1:03.776
47	7.071	1:03.886
44	7.910	1:04.725
35	8.379	1:05.194
49	8.681	1:05.496
22	9.030	1:05.845
11	9.055	1:05.870
89	10.528	1:07.343
26	10.614	1:07.429
116	11.080	1:07.895
138	11.174	1:07.989
689	11.478	1:08.293
127	15.461	1:12.276
4	16.174	1:12.989

LAP 2 @ 13:06:13.135

NO	BEHIND	LAP TIME
0		52.533
1	0.258	52.410
79	2.461	53.460
57	4.294	53.646
81	5.376	54.555
69	5.779	54.662
84	5.877	55.388
77	6.137	55.238
51	6.812	54.784
994	7.024	54.633
25	7.746	55.284
139	8.540	55.592
58	9.433	55.741
97	10.086	55.658
47	11.083	56.545
44	11.570	56.193
11	13.059	56.537
35	13.133	57.287
22	13.336	56.839
49	14.546	58.398
89	15.093	57.098
26	17.107	59.026
116	17.192	58.645
689	17.290	58.345
138	18.364	59.723
127	25.060	1:02.132
4	26.024	1:02.383

LAP 3 @ 13:07:05.263

NO	BEHIND	LAP TIME
0		52.128
1	0.300	52.170

79	3.835	53.502
57	5.345	53.179
81	6.293	53.045
69	6.776	53.125
84	8.546	54.797
77	8.886	54.877
51	8.909	54.225
994	9.307	54.411
25	9.671	54.053
139	11.367	54.955
58	12.712	55.407
97	13.052	55.094
47	15.485	56.530
44	15.590	56.148
22	17.095	55.887
35	18.259	57.254
11	18.723	57.792
89	18.799	55.834
49	20.192	57.774
689	23.747	58.585
26	24.268	59.289
116	24.551	59.487
138	25.307	59.071
127	34.414	1:01.482
4	35.958	1:02.062

LAP 4 @ 13:07:57.172

NO	BEHIND	LAP TIME
0		51.909
1	0.342	51.951
79	5.425	53.499
57	6.351	52.915
81	7.245	52.861
69	7.698	52.831
77	11.103	54.126
51	11.551	54.551
84	11.907	55.270
994	12.188	54.790
25	12.351	54.589
139	14.216	54.758
58	16.089	55.286
97	16.537	55.394
44	20.163	56.482
22	20.839	55.653
47	20.923	57.347
35	23.733	57.383
11	23.868	57.054
89	25.969	59.079
49	26.393	58.110
689	28.731	56.893
26	31.312	58.953
116	31.403	58.761
138	32.558	59.160
127	44.423	1:01.918
4	46.341	1:02.292

LAP 5 @ 13:08:49.072

NO	BEHIND	LAP TIME
0		51.900
1	0.536	52.094
79	6.624	53.099
57	7.075	52.624
81	7.705	52.360
69	8.204	52.406
77	13.158	53.955

51	13.710	54.059
84	14.779	54.772
994	15.043	54.755
25	15.170	54.719
139	16.796	54.480
58	19.754	55.565
97	19.861	55.224
44	24.504	56.241
22	24.534	55.595
47	25.901	56.878
35	28.276	56.443
11	28.674	56.706
89	30.502	56.433
49	31.777	57.284
689	32.803	55.972
116	36.502	56.999
26	38.270	58.858
138	39.420	58.762

LAP 6 @ 13:09:40.981

NO	BEHIND	LAP TIME
0		51.909
1	0.900	52.273
127	1 Lap	1:00.888
4	1 Lap	1:01.283
79	7.283	52.568
57	7.363	52.197
81	8.487	52.691
69	8.545	52.250
77	15.001	53.752
51	15.763	53.962
84	17.418	54.548
994	17.690	54.556
25	17.979	54.718
139	19.239	54.352
58	22.712	54.867
97	23.032	55.080
22	28.005	55.380
44	28.987	56.392
47	30.577	56.585
11	32.095	55.330
35	32.965	56.598
89	34.391	55.798
49	38.117	58.249
689	38.379	57.485
116	41.481	56.888
26	45.972	59.611
138	46.246	58.735

LAP 7 @ 13:10:33.199

NO	BEHIND	LAP TIME
0		52.218
1	0.700	52.018
79	8.688	53.623
81	9.454	53.185
127	1 Lap	1:00.694
69	10.358	54.031
4	1 Lap	1:01.268
77	16.609	53.826
51	18.449	54.904
994	21.297	55.825
84	21.385	56.185
25	21.575	55.814
139	21.825	54.804
58	25.676	55.182

97	26.176	55.362
22	31.932	56.145
44	33.313	56.544
47	36.149	57.790
11	36.234	56.357
35	37.948	57.201
89	38.016	55.843
49	44.715	58.816
689	44.953	58.792
116	46.644	57.381

LAP 8 @ 13:11:25.496

NO	BEHIND	LAP TIME
0		52.297
1	0.770	52.367
26	1 Lap	59.958
138	1 Lap	1:00.057
79	9.566	53.175
81	9.604	52.447
69	12.348	54.287
77	18.278	53.966
127	1 Lap	1:00.893
51	21.631	55.479
4	1 Lap	1:02.898
994	24.299	55.299
84	24.409	55.321
25	24.550	55.272
139	24.789	55.261
58	28.106	54.727
97	28.613	54.734
22	35.137	55.502
44	37.244	56.228
11	40.588	56.651
47	40.835	56.983
89	42.335	56.616
35	42.806	57.155
49	50.820	58.402
689	51.113	58.457
116	51.486	57.139

LAP 9 @ 13:12:17.192

NO	BEHIND	LAP TIME
0		51.696
1	0.587	51.513
26	1 Lap	59.226
138	1 Lap	59.423
81	10.526	52.618
79	10.549	52.679
69	13.328	52.676
77	20.508	53.926
51	25.488	55.553
127	1 Lap	1:00.965
994	28.522	55.919
25	28.564	55.710
84	28.614	55.901
139	29.297	56.204
58	31.269	54.859
97	31.518	54.601
4	1 Lap	1:03.600
22	39.092	55.651
44	41.306	55.758
11	44.410	55.518
89	46.366	55.727
47	46.700	57.561
35	47.453	56.343

LAP 10 @ 13:13:09.438

NO	BEHIND	LAP TIME
0		52.246
1	0.887	52.546
689	1 Lap	56.003
116	1 Lap	59.032
79	11.455	53.152
81	11.504	53.224
69	14.672	53.590
26	1 Lap	59.400
138	1 Lap	59.095
77	22.040	53.778
51	28.123	54.881
25	29.996	53.678
84	30.340	53.972
994	31.379	55.103
139	32.101	55.050
58	33.919	54.896
97	34.084	54.812
127	1 Lap	1:00.331
22	42.821	55.975
44	45.343	56.283
11	47.075	54.911
4	1 Lap	1:04.227
89	49.219	55.099

LAP 11 @ 13:14:01.069

NO	BEHIND	LAP TIME
0		51.631
35	1 Lap	56.653
47	1 Lap	58.486
1	1.378	52.122
689	1 Lap	55.159
116	1 Lap	56.615
79	12.269	52.445
81	12.394	52.521
69	16.898	53.857
138	1 Lap	58.920
26	1 Lap	59.253
77	23.758	53.349
51	31.505	55.013
25	31.852	53.487
84	32.255	53.546
994	33.994	54.246
139	34.743	54.273
58	36.572	54.284
97	36.765	54.312
127	1 Lap	1:00.445
22	46.633	55.443
44	49.879	56.167
11	50.501	55.057
89	53.467	55.879
4	1 Lap	1:08.771

BMCRC - MRO Championships 2023 - Rnd 1 @ Brands Hatch Indy

BMCRC Thunderbike Sport & BMCRC SuperTwins

RACE 11 - POSITION CHART

No	Name	Lap Pos	Lap												
			1	2	3	4	5	6	7	8	9	10	11		
1	JAMISON	1	0	0	0	0	0	0	0	0	0	0	0	0	0
0	HILL	2	1	1	1	1	1	1	1	1	1	1	1	1	1
57	NEWMAN	3	79	79	79	79	79	79	79	79	79	81	79	79	
81	MAY	4	84	57	57	57	57	57	81	81	79	81	81		
77	MAY	5	57	81	81	81	81	81	69	69	69	69	69		
79	O'MARA	6	81	69	69	69	69	69	77	77	77	77	77		
994	HOWARD	7	77	84	84	77	77	77	51	51	51	51	51		
25	DAY	8	69	77	77	51	51	51	994	994	994	25	25		
84	BRANCO	9	51	51	51	84	84	84	84	84	25	84	84		
69	RUSSO	10	994	994	994	994	994	994	25	25	84	994	994		
97	MANN	11	25	25	25	25	25	25	139	139	139	139	139		
51	FEDRICK	12	139	139	139	139	139	139	58	58	58	58	58		
139	MARLEY	13	58	58	58	58	58	58	97	97	97	97	97		
58	ALLEN	14	97	97	97	97	97	97	22	22	22	22	22		
47	BOHANAN	15	47	47	47	44	44	22	44	44	44	44	44		
689	TREVEIL	16	44	44	44	22	22	44	47	11	11	11	11		
44	PARKER	17	35	11	22	47	47	47	11	47	89	89	89		
89	STRILLOZZI	18	49	35	35	35	35	11	35	89	47	35			
35	STONE	19	22	22	11	11	11	35	89	35	35	47			
49	CHAYTOR	20	11	49	89	89	89	89	49	49	689	689			
22	VENN	21	89	89	49	49	49	49	689	689	116	116			
116	FAITH	22	26	26	689	689	689	689	116	116	26	138			
26	DARBY	23	116	116	26	26	116	116	26	26	138	26			
138	JARMIN	24	138	689	116	116	26	26	138	138	127	127			
127	DAY	25	689	138	138	138	138	138	127	127	4	4			
4	ARMITAGE	26	127	127	127	127	127	127	4	4					
11	BATE	27	4	4	4	4	4	4							

BMCRC - MRO Championships 2023 - Rnd 1 @ Brands Hatch Indy

BMCRC Thunderbike Sport & BMCRC SuperTwins

RACE 11 - SECTOR ANALYSIS



SECTOR 1 = FL to I1, SECTOR 2 = I1 to FL, DIFF = Difference To Personal Best Lap, P = Crossed Finish Line in Pit Lane, D = Time Disallowed

P1 0		Jeremy HILL		Yamaha R6 - Silver Arrows Racing / LT-Info.com		
IDEAL LAP TIME : 51.421		BEST LAP TIME : 51.631		DIFFERENCE : 0.210		
LAP	SECTOR 1	SECTOR 2	LAP TIME	MPH	DIFF	TIME OF DAY
1 -		20.825	56.815	76.53	5.184	13:05:20.602
2 -	31.818	20.715	52.533	82.77	0.902	13:06:13.135
3 -	31.607	20.521	52.128	83.42	0.497	13:07:05.263
4 -	31.358	20.551	51.909	83.77	0.278	13:07:57.172
5 -	31.261	20.639	51.900 (3)	83.78	0.269	13:08:49.072
6 -	31.138	20.771	51.909	83.77	0.278	13:09:40.981
7 -	31.689	20.529	52.218	83.27	0.587	13:10:33.199
8 -	31.525	20.772	52.297	83.15	0.666	13:11:25.496
9 -	31.246	20.450	51.696 (2)	84.11	0.065	13:12:17.192
10 -	31.730	20.516	52.246	83.23	0.615	13:13:09.438
11 -	30.971	20.660	51.631 (1)	84.22		13:14:01.069

P2 1		Adam JAMISON		Yamaha R6 - Team AJR		
IDEAL LAP TIME : 51.513		BEST LAP TIME : 51.513		DIFFERENCE : 0.000		
LAP	SECTOR 1	SECTOR 2	LAP TIME	MPH	DIFF	TIME OF DAY
1 -		20.831	57.196	76.02	5.683	13:05:20.983
2 -	31.696	20.714	52.410	82.97	0.897	13:06:13.393
3 -	31.557	20.613	52.170	83.35	0.657	13:07:05.563
4 -	31.248	20.703	51.951 (2)	83.70	0.438	13:07:57.514
5 -	31.278	20.816	52.094	83.47	0.581	13:08:49.608
6 -	31.123	21.150	52.273	83.19	0.760	13:09:41.881
7 -	31.428	20.590	52.018 (3)	83.59	0.505	13:10:33.899
8 -	31.570	20.797	52.367	83.04	0.854	13:11:26.266
9 -	31.068	20.445	51.513 (1)	84.41		13:12:17.779
10 -	31.658	20.888	52.546	82.75	1.033	13:13:10.325
11 -	31.405	20.717	52.122	83.43	0.609	13:14:02.447

P3 79 SUP		James O'MARA		BMW F900R - BRP Machining Ltd		
IDEAL LAP TIME : 52.401		BEST LAP TIME : 52.445		DIFFERENCE : 0.044		
LAP	SECTOR 1	SECTOR 2	LAP TIME	MPH	DIFF	TIME OF DAY
1 -		21.417	58.349	74.52	5.904	13:05:22.136
2 -	32.115	21.345	53.460	81.34	1.015	13:06:15.596
3 -	32.085	21.417	53.502	81.27	1.057	13:07:09.098
4 -	32.246	21.253	53.499	81.28	1.054	13:08:02.597
5 -	31.707	21.392	53.099	81.89	0.654	13:08:55.696
6 -	31.499	21.069	52.568 (2)	82.72	0.123	13:09:48.264
7 -	32.179	21.444	53.623	81.09	1.178	13:10:41.887
8 -	31.827	21.348	53.175	81.77	0.730	13:11:35.062
9 -	31.656	21.023	52.679 (3)	82.54	0.234	13:12:27.741
10 -	31.950	21.202	53.152	81.81	0.707	13:13:20.893
11 -	31.543	20.902	52.445 (1)	82.91		13:14:13.338

P4 81		Malvern MAY		Honda CBR600RR - IMP racing		
IDEAL LAP TIME : 52.209		BEST LAP TIME : 52.360		DIFFERENCE : 0.151		
LAP	SECTOR 1	SECTOR 2	LAP TIME	MPH	DIFF	TIME OF DAY
1 -		22.091	1:00.169	72.27	7.809	13:05:23.956
2 -	33.014	21.541	54.555	79.71	2.195	13:06:18.511
3 -	32.338	20.707	53.045	81.97	0.685	13:07:11.556
4 -	31.795	21.066	52.861	82.26	0.501	13:08:04.417
5 -	31.581	20.779	52.360 (1)	83.05		13:08:56.777
6 -	31.669	21.022	52.691	82.53	0.331	13:09:49.468
7 -	32.082	21.103	53.185	81.76	0.825	13:10:42.653
8 -	31.502	20.945	52.447 (2)	82.91	0.087	13:11:35.100
9 -	31.867	20.751	52.618	82.64	0.258	13:12:27.718
10 -	32.178	21.046	53.224	81.70	0.864	13:13:20.942
11 -	31.674	20.847	52.521 (3)	82.79	0.161	13:14:13.463

BMCRC - MRO Championships 2023 - Rnd 1 @ Brands Hatch Indy

BMCRC Thunderbike Sport & BMCRC SuperTwins

RACE 11 - SECTOR ANALYSIS



SECTOR 1 = FL to I1, SECTOR 2 = I1 to FL, DIFF = Difference To Personal Best Lap, P = Crossed Finish Line in Pit Lane, D = Time Disallowed

P5 69 Tony RUSSO		Yamaha R6 - Wymark Lubricants				
IDEAL LAP TIME : 52.187		BEST LAP TIME : 52.250		DIFFERENCE : 0.063		
LAP	SECTOR 1	SECTOR 2	LAP TIME	MPH	DIFF	TIME OF DAY
1 -		21.235	1:00.465	71.91	8.215	13:05:24.252
2 -	33.321	21.341	54.662	79.55	2.412	13:06:18.914
3 -	32.448	20.677	53.125	81.85	0.875	13:07:12.039
4 -	32.087	20.744	52.831	82.31	0.581	13:08:04.870
5 -	31.824	20.582	52.406 (2)	82.97	0.156	13:08:57.276
6 -	31.620	20.630	52.250 (1)	83.22		13:09:49.526
7 -	32.678	21.353	54.031	80.48	1.781	13:10:43.557
8 -	33.720	20.567	54.287	80.10	2.037	13:11:37.844
9 -	31.752	20.924	52.676 (3)	82.55	0.426	13:12:30.520
10 -	32.209	21.381	53.590	81.14	1.340	13:13:24.110
11 -	32.804	21.053	53.857	80.74	1.607	13:14:17.967

P6 77 David MAY		Suzuki 600 - Orchard cooling/ team Silver Arrows				
IDEAL LAP TIME : 53.258		BEST LAP TIME : 53.349		DIFFERENCE : 0.091		
LAP	SECTOR 1	SECTOR 2	LAP TIME	MPH	DIFF	TIME OF DAY
1 -		21.385	1:00.247	72.17	6.898	13:05:24.034
2 -	33.908	21.330	55.238	78.72	1.889	13:06:19.272
3 -	33.345	21.532	54.877	79.24	1.528	13:07:14.149
4 -	32.771	21.355	54.126	80.34	0.777	13:08:08.275
5 -	32.156	21.799	53.955	80.59	0.606	13:09:02.230
6 -	32.307	21.445	53.752 (2)	80.90	0.403	13:09:55.982
7 -	32.496	21.330	53.826	80.79	0.477	13:10:49.808
8 -	32.459	21.507	53.966	80.58	0.617	13:11:43.774
9 -	32.646	21.280	53.926	80.64	0.577	13:12:37.700
10 -	32.507	21.271	53.778 (3)	80.86	0.429	13:13:31.478
11 -	32.247	21.102	53.349 (1)	81.51		13:14:24.827

P7 51 SUP Matthew FEDRICK		BMW F900 - Matthew Fedrick farriers ltd/ Palmer Race Skool				
IDEAL LAP TIME : 53.746		BEST LAP TIME : 53.962		DIFFERENCE : 0.216		
LAP	SECTOR 1	SECTOR 2	LAP TIME	MPH	DIFF	TIME OF DAY
1 -		21.893	1:01.376	70.85	7.414	13:05:25.163
2 -	32.992	21.792	54.784	79.37	0.822	13:06:19.947
3 -	32.485	21.740	54.225 (3)	80.19	0.263	13:07:14.172
4 -	33.040	21.511	54.551	79.71	0.589	13:08:08.723
5 -	32.281	21.778	54.059 (2)	80.44	0.097	13:09:02.782
6 -	32.235	21.727	53.962 (1)	80.58		13:09:56.744
7 -	32.998	21.906	54.904	79.20	0.942	13:10:51.648
8 -	32.944	22.535	55.479	78.38	1.517	13:11:47.127
9 -	33.506	22.047	55.553	78.27	1.591	13:12:42.680
10 -	32.997	21.884	54.881	79.23	0.919	13:13:37.561
11 -	33.070	21.943	55.013	79.04	1.051	13:14:32.574

P8 25 Harrison DAY		Yamaha R6 -				
IDEAL LAP TIME : 53.426		BEST LAP TIME : 53.487		DIFFERENCE : 0.061		
LAP	SECTOR 1	SECTOR 2	LAP TIME	MPH	DIFF	TIME OF DAY
1 -		21.786	1:01.810	70.35	8.323	13:05:25.597
2 -	33.646	21.638	55.284	78.65	1.797	13:06:20.881
3 -	32.701	21.352	54.053 (3)	80.45	0.566	13:07:14.934
4 -	33.118	21.471	54.589	79.66	1.102	13:08:09.523
5 -	33.215	21.504	54.719	79.47	1.232	13:09:04.242
6 -	33.183	21.535	54.718	79.47	1.231	13:09:58.960
7 -	33.849	21.965	55.814	77.91	2.327	13:10:54.774
8 -	33.743	21.529	55.272	78.67	1.785	13:11:50.046
9 -	34.021	21.689	55.710	78.05	2.223	13:12:45.756
10 -	32.447	21.231	53.678 (2)	81.01	0.191	13:13:39.434
11 -	32.195	21.292	53.487 (1)	81.30		13:14:32.921

BMCRC - MRO Championships 2023 - Rnd 1 @ Brands Hatch Indy

BMCRC Thunderbike Sport & BMCRC SuperTwins

RACE 11 - SECTOR ANALYSIS



SECTOR 1 = FL to I1, SECTOR 2 = I1 to FL, DIFF = Difference To Personal Best Lap, P = Crossed Finish Line in Pit Lane, D = Time Disallowed

P9 84		Ricardo BRANCO		Yamaha R6 - IMP Racing		
IDEAL LAP TIME : 53.546		BEST LAP TIME : 53.546		DIFFERENCE : 0.000		
LAP	SECTOR 1	SECTOR 2	LAP TIME	MPH	DIFF	TIME OF DAY
1 -		21.896	59.837	72.67	6.291	13:05:23.624
2 -	33.210	22.178	55.388	78.51	1.842	13:06:19.012
3 -	32.994	21.803	54.797	79.35	1.251	13:07:13.809
4 -	33.640	21.630	55.270	78.67	1.724	13:08:09.079
5 -	32.889	21.883	54.772	79.39	1.226	13:09:03.851
6 -	32.835	21.713	54.548 (3)	79.72	1.002	13:09:58.399
7 -	34.364	21.821	56.185	77.39	2.639	13:10:54.584
8 -	33.595	21.726	55.321	78.60	1.775	13:11:49.905
9 -	34.431	21.470	55.901	77.79	2.355	13:12:45.806
10 -	32.696	21.276	53.972 (2)	80.57	0.426	13:13:39.778
11 -	32.326	21.220	53.546 (1)	81.21		13:14:33.324

P10 994 R		Adrian HOWARD		Suzuki GSXR 600 -		
IDEAL LAP TIME : 54.139		BEST LAP TIME : 54.246		DIFFERENCE : 0.107		
LAP	SECTOR 1	SECTOR 2	LAP TIME	MPH	DIFF	TIME OF DAY
1 -		22.102	1:01.739	70.43	7.493	13:05:25.526
2 -	33.108	21.525	54.633	79.59	0.387	13:06:20.159
3 -	32.887	21.524	54.411 (2)	79.92	0.165	13:07:14.570
4 -	33.241	21.549	54.790	79.36	0.544	13:08:09.360
5 -	32.835	21.920	54.755	79.41	0.509	13:09:04.115
6 -	32.725	21.831	54.556 (3)	79.70	0.310	13:09:58.671
7 -	33.488	22.337	55.825	77.89	1.579	13:10:54.496
8 -	33.548	21.751	55.299	78.63	1.053	13:11:49.795
9 -	33.988	21.931	55.919	77.76	1.673	13:12:45.714
10 -	33.642	21.461	55.103	78.91	0.857	13:13:40.817
11 -	32.678	21.568	54.246 (1)	80.16		13:14:35.063

P11 139		Rob MARLEY		Honda CBR600F3 - PearTree Racing		
IDEAL LAP TIME : 54.256		BEST LAP TIME : 54.273		DIFFERENCE : 0.017		
LAP	SECTOR 1	SECTOR 2	LAP TIME	MPH	DIFF	TIME OF DAY
1 -		21.921	1:02.296	69.80	8.023	13:05:26.083
2 -	33.775	21.817	55.592	78.22	1.319	13:06:21.675
3 -	33.067	21.888	54.955	79.13	0.682	13:07:16.630
4 -	33.073	21.685	54.758	79.41	0.485	13:08:11.388
5 -	32.886	21.594	54.480 (3)	79.82	0.207	13:09:05.868
6 -	32.912	21.440	54.352 (2)	80.00	0.079	13:10:00.220
7 -	33.275	21.529	54.804	79.34	0.531	13:10:55.024
8 -	33.844	21.417	55.261	78.69	0.988	13:11:50.285
9 -	34.645	21.559	56.204	77.37	1.931	13:12:46.489
10 -	33.423	21.627	55.050	78.99	0.777	13:13:41.539
11 -	32.839	21.434	54.273 (1)	80.12		13:14:35.812

P12 58 SUP		Michael ALLEN		Kawasaki ER6 -		
IDEAL LAP TIME : 54.284		BEST LAP TIME : 54.284		DIFFERENCE : 0.000		
LAP	SECTOR 1	SECTOR 2	LAP TIME	MPH	DIFF	TIME OF DAY
1 -		22.179	1:03.040	68.98	8.756	13:05:26.827
2 -	33.687	22.054	55.741	78.01	1.457	13:06:22.568
3 -	33.602	21.805	55.407	78.48	1.123	13:07:17.975
4 -	33.487	21.799	55.286	78.65	1.002	13:08:13.261
5 -	33.528	22.037	55.565	78.26	1.281	13:09:08.826
6 -	33.174	21.693	54.867	79.25	0.583	13:10:03.693
7 -	33.428	21.754	55.182	78.80	0.898	13:10:58.875
8 -	33.108	21.619	54.727 (2)	79.45	0.443	13:11:53.602
9 -	33.246	21.613	54.859 (3)	79.26	0.575	13:12:48.461
10 -	33.090	21.806	54.896	79.21	0.612	13:13:43.357
11 -	32.802	21.482	54.284 (1)	80.10		13:14:37.641

BMCRC - MRO Championships 2023 - Rnd 1 @ Brands Hatch Indy

BMCRC Thunderbike Sport & BMCRC SuperTwins

RACE 11 - SECTOR ANALYSIS



SECTOR 1 = FL to I1, SECTOR 2 = I1 to FL, DIFF = Difference To Personal Best Lap, P = Crossed Finish Line in Pit Lane, D = Time Disallowed

P13 97 Alex MANN		Honda CBR600RR - Michael Jones Jeweller, Esprit Group, Carl				
IDEAL LAP TIME : 54.312		BEST LAP TIME : 54.312		DIFFERENCE : 0.000		
LAP	SECTOR 1	SECTOR 2	LAP TIME	MPH	DIFF	TIME OF DAY
1 -		22.327	1:03.776	68.18	9.464	13:05:27.563
2 -	33.766	21.892	55.658	78.13	1.346	13:06:23.221
3 -	33.298	21.796	55.094	78.93	0.782	13:07:18.315
4 -	33.439	21.955	55.394	78.50	1.082	13:08:13.709
5 -	33.279	21.945	55.224	78.74	0.912	13:09:08.933
6 -	33.240	21.840	55.080	78.95	0.768	13:10:04.013
7 -	33.552	21.810	55.362	78.54	1.050	13:10:59.375
8 -	33.030	21.704	54.734 (3)	79.44	0.422	13:11:54.109
9 -	33.075	21.526	54.601 (2)	79.64	0.289	13:12:48.710
10 -	32.971	21.841	54.812	79.33	0.500	13:13:43.522
11 -	32.819	21.493	54.312 (1)	80.06		13:14:37.834

P14 22 SUP Matt VENN		BMW F900 -				
IDEAL LAP TIME : 55.285		BEST LAP TIME : 55.380		DIFFERENCE : 0.095		
LAP	SECTOR 1	SECTOR 2	LAP TIME	MPH	DIFF	TIME OF DAY
1 -		22.769	1:05.845	66.04	10.465	13:05:29.632
2 -	34.355	22.484	56.839	76.50	1.459	13:06:26.471
3 -	33.952	21.935	55.887	77.81	0.507	13:07:22.358
4 -	33.825	21.828	55.653	78.13	0.273	13:08:18.011
5 -	33.457	22.138	55.595	78.21	0.215	13:09:13.606
6 -	33.502	21.878	55.380 (1)	78.52		13:10:08.986
7 -	34.196	21.949	56.145	77.45	0.765	13:11:05.131
8 -	33.503	21.999	55.502 (3)	78.35	0.122	13:12:00.633
9 -	33.715	21.936	55.651	78.14	0.271	13:12:56.284
10 -	34.040	21.935	55.975	77.68	0.595	13:13:52.259
11 -	33.541	21.902	55.443 (2)	78.43	0.063	13:14:47.702

P15 44 SUP Tony PARKER		Kawasaki ER650RR - insta/youtube 44notpol				
IDEAL LAP TIME : 55.748		BEST LAP TIME : 55.758		DIFFERENCE : 0.010		
LAP	SECTOR 1	SECTOR 2	LAP TIME	MPH	DIFF	TIME OF DAY
1 -		22.840	1:04.725	67.18	8.967	13:05:28.512
2 -	33.810	22.383	56.193	77.38	0.435	13:06:24.705
3 -	33.858	22.290	56.148 (2)	77.44	0.390	13:07:20.853
4 -	34.095	22.387	56.482	76.99	0.724	13:08:17.335
5 -	33.845	22.396	56.241	77.32	0.483	13:09:13.576
6 -	34.126	22.266	56.392	77.11	0.634	13:10:09.968
7 -	34.178	22.366	56.544	76.90	0.786	13:11:06.512
8 -	34.030	22.198	56.228	77.33	0.470	13:12:02.740
9 -	33.550	22.208	55.758 (1)	77.99		13:12:58.498
10 -	33.727	22.556	56.283	77.26	0.525	13:13:54.781
11 -	33.688	22.479	56.167 (3)	77.42	0.409	13:14:50.948

P16 11 Malcolm BATE		YAMAHA R6 - Hartjay				
IDEAL LAP TIME : 54.825		BEST LAP TIME : 54.911		DIFFERENCE : 0.086		
LAP	SECTOR 1	SECTOR 2	LAP TIME	MPH	DIFF	TIME OF DAY
1 -		22.836	1:05.870	66.01	10.959	13:05:29.657
2 -	34.127	22.410	56.537	76.91	1.626	13:06:26.194
3 -	35.412	22.380	57.792	75.24	2.881	13:07:23.986
4 -	34.917	22.137	57.054	76.21	2.143	13:08:21.040
5 -	34.440	22.266	56.706	76.68	1.795	13:09:17.746
6 -	33.244	22.086	55.330 (3)	78.59	0.419	13:10:13.076
7 -	33.990	22.367	56.357	77.16	1.446	13:11:09.433
8 -	34.447	22.204	56.651	76.76	1.740	13:12:06.084
9 -	33.568	21.950	55.518	78.32	0.607	13:13:01.602
10 -	33.189	21.722	54.911 (1)	79.19		13:13:56.513
11 -	33.421	21.636	55.057 (2)	78.98	0.146	13:14:51.570

BMCRC - MRO Championships 2023 - Rnd 1 @ Brands Hatch Indy

BMCRC Thunderbike Sport & BMCRC SuperTwins

RACE 11 - SECTOR ANALYSIS



SECTOR 1 = FL to I1, SECTOR 2 = I1 to FL, DIFF = Difference To Personal Best Lap, P = Crossed Finish Line in Pit Lane, D = Time Disallowed

P17 89 R		Marco STRILLOZZI		Yamaha R6 - KLUAPP.COM		
IDEAL LAP TIME : 55.099		BEST LAP TIME : 55.099		DIFFERENCE : 0.000		
LAP	SECTOR 1	SECTOR 2	LAP TIME	MPH	DIFF	TIME OF DAY
1 -		23.337	1:07.343	64.57	12.244	13:05:31.130
2 -	34.474	22.624	57.098	76.16	1.999	13:06:28.228
3 -	33.872	21.962	55.834	77.88	0.735	13:07:24.062
4 -	36.188	22.891	59.079	73.60	3.980	13:08:23.141
5 -	33.818	22.615	56.433	77.05	1.334	13:09:19.574
6 -	33.494	22.304	55.798 (3)	77.93	0.699	13:10:15.372
7 -	33.781	22.062	55.843	77.87	0.744	13:11:11.215
8 -	34.518	22.098	56.616	76.80	1.517	13:12:07.831
9 -	33.558	22.169	55.727 (2)	78.03	0.628	13:13:03.558
10 -	33.286	21.813	55.099 (1)	78.92		13:13:58.657
11 -	33.983	21.896	55.879	77.82	0.780	13:14:54.536

P18 35 R		Logan STONE		Yamaha R6 -		
IDEAL LAP TIME : 56.084		BEST LAP TIME : 56.343		DIFFERENCE : 0.259		
LAP	SECTOR 1	SECTOR 2	LAP TIME	MPH	DIFF	TIME OF DAY
1 -		22.697	1:05.194	66.70	8.851	13:05:28.981
2 -	34.400	22.887	57.287	75.90	0.944	13:06:26.268
3 -	34.880	22.374	57.254	75.95	0.911	13:07:23.522
4 -	34.677	22.706	57.383	75.78	1.040	13:08:20.905
5 -	34.116	22.327	56.443 (2)	77.04	0.100	13:09:17.348
6 -	34.329	22.269	56.598 (3)	76.83	0.255	13:10:13.946
7 -	34.505	22.696	57.201	76.02	0.858	13:11:11.147
8 -	34.800	22.355	57.155	76.08	0.812	13:12:08.302
9 -	33.818	22.525	56.343 (1)	77.18		13:13:04.645
10 -	34.387	22.266	56.653	76.75	0.310	13:14:01.298

P19 47		Tristan BOHANAN		Suzuki SV650 -		
IDEAL LAP TIME : 56.182		BEST LAP TIME : 56.530		DIFFERENCE : 0.348		
LAP	SECTOR 1	SECTOR 2	LAP TIME	MPH	DIFF	TIME OF DAY
1 -		22.662	1:03.886	68.06	7.356	13:05:27.673
2 -	34.101	22.444	56.545 (2)	76.90	0.015	13:06:24.218
3 -	33.809	22.721	56.530 (1)	76.92		13:07:20.748
4 -	34.673	22.674	57.347	75.82	0.817	13:08:18.095
5 -	34.154	22.724	56.878	76.45	0.348	13:09:14.973
6 -	34.212	22.373	56.585 (3)	76.85	0.055	13:10:11.558
7 -	35.206	22.584	57.790	75.24	1.260	13:11:09.348
8 -	34.287	22.696	56.983	76.31	0.453	13:12:06.331
9 -	34.581	22.980	57.561	75.54	1.031	13:13:03.892
10 -	35.337	23.149	58.486	74.35	1.956	13:14:02.378

P20 689		David TREVEIL		Yamaha YZF-R6 -		
IDEAL LAP TIME : 55.159		BEST LAP TIME : 55.159		DIFFERENCE : 0.000		
LAP	SECTOR 1	SECTOR 2	LAP TIME	MPH	DIFF	TIME OF DAY
1 -		22.924	1:08.293	63.67	13.134	13:05:32.080
2 -	35.615	22.730	58.345	74.53	3.186	13:06:30.425
3 -	35.911	22.674	58.585	74.22	3.426	13:07:29.010
4 -	34.762	22.131	56.893	76.43	1.734	13:08:25.903
5 -	34.253	21.719	55.972 (2)	77.69	0.813	13:09:21.875
6 -	34.392	23.093	57.485	75.64	2.326	13:10:19.360
7 -	35.933	22.859	58.792	73.96	3.633	13:11:18.152
8 -	35.247	23.210	58.457	74.38	3.298	13:12:16.609
9 -	34.522	21.481	56.003 (3)	77.64	0.844	13:13:12.612
10 -	33.711	21.448	55.159 (1)	78.83		13:14:07.771

BMCRC - MRO Championships 2023 - Rnd 1 @ Brands Hatch Indy

BMCRC Thunderbike Sport & BMCRC SuperTwins

RACE 11 - SECTOR ANALYSIS



SECTOR 1 = FL to I1, SECTOR 2 = I1 to FL, DIFF = Difference To Personal Best Lap, P = Crossed Finish Line in Pit Lane, D = Time Disallowed

P21 116		Gareth FAITH		Suzuki SV650 - Sitramoto			
IDEAL LAP TIME : 56.551		BEST LAP TIME : 56.615		DIFFERENCE : 0.064			
LAP	SECTOR 1	SECTOR 2	LAP TIME	MPH	DIFF	TIME OF DAY	
1 -		23.727	1:07.895	64.04	11.280	13:05:31.682	
2 -	35.557	23.088	58.645	74.15	2.030	13:06:30.327	
3 -	36.083	23.404	59.487	73.10	2.872	13:07:29.814	
4 -	35.607	23.154	58.761	74.00	2.146	13:08:28.575	
5 -	34.677	22.322	56.999 (3)	76.29	0.384	13:09:25.574	
6 -	34.593	22.295	56.888 (2)	76.44	0.273	13:10:22.462	
7 -	35.169	22.212	57.381	75.78	0.766	13:11:19.843	
8 -	34.345	22.794	57.139	76.10	0.524	13:12:16.982	
9 -	35.706	23.326	59.032	73.66	2.417	13:13:16.014	
10 -	34.409	22.206	56.615 (1)	76.81		13:14:12.629	

P22 138 SUP		Craig JARMIN		Suzuki SV650 - SK PreP			
IDEAL LAP TIME : 58.491		BEST LAP TIME : 58.735		DIFFERENCE : 0.244			
LAP	SECTOR 1	SECTOR 2	LAP TIME	MPH	DIFF	TIME OF DAY	
1 -		23.803	1:07.989	63.96	9.254	13:05:31.776	
2 -	35.889	23.834	59.723	72.81	0.988	13:06:31.499	
3 -	35.669	23.402	59.071	73.61	0.336	13:07:30.570	
4 -	35.792	23.368	59.160	73.50	0.425	13:08:29.730	
5 -	35.626	23.136	58.762 (2)	74.00	0.027	13:09:28.492	
6 -	35.355	23.380	58.735 (1)	74.03		13:10:27.227	
7 -	36.801	23.256	1:00.057	72.40	1.322	13:11:27.284	
8 -	36.041	23.382	59.423	73.18	0.688	13:12:26.707	
9 -	35.671	23.424	59.095	73.58	0.360	13:13:25.802	
10 -	35.471	23.449	58.920 (3)	73.80	0.185	13:14:24.722	

P23 26		Piers DARBY		Suzuki SV650 - Darby Racing			
IDEAL LAP TIME : 58.748		BEST LAP TIME : 58.858		DIFFERENCE : 0.110			
LAP	SECTOR 1	SECTOR 2	LAP TIME	MPH	DIFF	TIME OF DAY	
1 -		23.609	1:07.429	64.49	8.571	13:05:31.216	
2 -	35.563	23.463	59.026 (3)	73.67	0.168	13:06:30.242	
3 -	35.840	23.449	59.289	73.34	0.431	13:07:29.531	
4 -	35.742	23.211	58.953 (2)	73.76	0.095	13:08:28.484	
5 -	35.537	23.321	58.858 (1)	73.88		13:09:27.342	
6 -	35.908	23.703	59.611	72.94	0.753	13:10:26.953	
7 -	36.454	23.504	59.958	72.52	1.100	13:11:26.911	
8 -	35.855	23.371	59.226	73.42	0.368	13:12:26.137	
9 -	35.898	23.502	59.400	73.20	0.542	13:13:25.537	
10 -	35.967	23.286	59.253	73.39	0.395	13:14:24.790	

P24 127		John DAY		Honda VFR 750 F -			
IDEAL LAP TIME : 1:00.279		BEST LAP TIME : 1:00.331		DIFFERENCE : 0.052			
LAP	SECTOR 1	SECTOR 2	LAP TIME	MPH	DIFF	TIME OF DAY	
1 -		24.965	1:12.276	60.16	11.945	13:05:36.063	
2 -	38.024	24.108	1:02.132	69.98	1.801	13:06:38.195	
3 -	37.089	24.393	1:01.482	70.72	1.151	13:07:39.677	
4 -	37.663	24.255	1:01.918	70.23	1.587	13:08:41.595	
5 -	37.230	23.658	1:00.888	71.41	0.557	13:09:42.483	
6 -	36.805	23.889	1:00.694 (3)	71.64	0.363	13:10:43.177	
7 -	37.100	23.793	1:00.893	71.41	0.562	13:11:44.070	
8 -	36.979	23.986	1:00.965	71.32	0.634	13:12:45.035	
9 -	36.857	23.474	1:00.331 (1)	72.07		13:13:45.366	
10 -	36.879	23.566	1:00.445 (2)	71.94	0.114	13:14:45.811	

BMCRC - MRO Championships 2023 - Rnd 1 @ Brands Hatch Indy

BMCRC Thunderbike Sport & BMCRC SuperTwins

RACE 11 - SECTOR ANALYSIS



SECTOR 1 = FL to I1, SECTOR 2 = I1 to FL, DIFF = Difference To Personal Best Lap, P = Crossed Finish Line in Pit Lane, D = Time Disallowed

P25		4 SUP		Liam ARMITAGE		Kawasaki ER6 - LA KITCHENS	
IDEAL LAP TIME : 1:01.113		BEST LAP TIME : 1:01.268		DIFFERENCE : 0.155			
LAP	SECTOR 1	SECTOR 2	LAP TIME	MPH	DIFF	TIME OF DAY	
1 -		25.437	1:12.989	59.57	11.721	13:05:36.776	
2 -	37.815	24.568	1:02.383	69.70	1.115	13:06:39.159	
3 -	37.729	24.333	1:02.062 (3)	70.06	0.794	13:07:41.221	
4 -	37.613	24.679	1:02.292	69.80	1.024	13:08:43.513	
5 -	36.780	24.503	1:01.283 (2)	70.95	0.015	13:09:44.796	
6 -	36.902	24.366	1:01.268 (1)	70.97		13:10:46.064	
7 -	37.716	25.182	1:02.898	69.13	1.630	13:11:48.962	
8 -	38.241	25.359	1:03.600	68.37	2.332	13:12:52.562	
9 -	38.570	25.657	1:04.227	67.70	2.959	13:13:56.789	
10 -	41.142	27.629	1:08.771	63.23	7.503	13:15:05.560	

P26		49		Oli CHAYTOR		Yamaha R6 - PearTree Racing	
IDEAL LAP TIME : 57.284		BEST LAP TIME : 57.284		DIFFERENCE : 0.000			
LAP	SECTOR 1	SECTOR 2	LAP TIME	MPH	DIFF	TIME OF DAY	
1 -		22.676	1:05.496	66.39	8.212	13:05:29.283	
2 -	35.605	22.793	58.398	74.46	1.114	13:06:27.681	
3 -	35.273	22.501	57.774 (2)	75.26	0.490	13:07:25.455	
4 -	35.305	22.805	58.110 (3)	74.83	0.826	13:08:23.565	
5 -	34.879	22.405	57.284 (1)	75.91		13:09:20.849	
6 -	35.238	23.011	58.249	74.65	0.965	13:10:19.098	
7 -	35.950	22.866	58.816	73.93	1.532	13:11:17.914	
8 -	35.298	23.104	58.402	74.45	1.118	13:12:16.316	

P27		57		Paul NEWMAN		Yamaha R6 - Scarlett racing	
IDEAL LAP TIME : 51.925		BEST LAP TIME : 52.197		DIFFERENCE : 0.272			
LAP	SECTOR 1	SECTOR 2	LAP TIME	MPH	DIFF	TIME OF DAY	
1 -		21.275	59.996	72.48	7.799	13:05:23.783	
2 -	32.512	21.134	53.646	81.06	1.449	13:06:17.429	
3 -	32.420	20.759	53.179	81.77	0.982	13:07:10.608	
4 -	32.022	20.893	52.915 (3)	82.18	0.718	13:08:03.523	
5 -	31.702	20.922	52.624 (2)	82.63	0.427	13:08:56.147	
6 -	31.166	21.031	52.197 (1)	83.31		13:09:48.344	

BMCRC - MRO Championships 2023 - Rnd 1 @ Brands Hatch Indy

BMCRC Thunderbike Sport & BMCRC SuperTwins

RACE 11 - BEST SECTORS

SECTOR 1			SECTOR 2			IDEAL / BEST COMPARISON						
POS	NO	NAME	TIME	NO	NAME	TIME	POS	NO	NAME	IDEAL	BEST	DIFF
									PERFECT LAP	51.416		
1	0	HILL	30.971	1	JAMISON	20.445	1	0	HILL	51.421	51.631	0.210
2	1	JAMISON	31.068	0	HILL	20.450	2	1	JAMISON	51.513	51.513	0.000
3	57	NEWMAN	31.166	69	RUSSO	20.567	3	57	NEWMAN	51.925	52.197	0.272
4	79	O'MARA	31.499	81	MAY	20.707	4	69	RUSSO	52.187	52.250	0.063
5	81	MAY	31.502	57	NEWMAN	20.759	5	81	MAY	52.209	52.360	0.151
6	69	RUSSO	31.620	79	O'MARA	20.902	6	79	O'MARA	52.401	52.445	0.044
7	77	MAY	32.156	77	MAY	21.102	7	77	MAY	53.258	53.349	0.091
8	25	DAY	32.195	84	BRANCO	21.220	8	25	DAY	53.426	53.487	0.061
9	51	FEDRICK	32.235	25	DAY	21.231	9	84	BRANCO	53.546	53.546	0.000
10	84	BRANCO	32.326	139	MARLEY	21.417	10	51	FEDRICK	53.746	53.962	0.216
11	994	HOWARD	32.678	689	TREVEIL	21.448	11	994	HOWARD	54.139	54.246	0.107
12	58	ALLEN	32.802	994	HOWARD	21.461	12	139	MARLEY	54.256	54.273	0.017
13	97	MANN	32.819	58	ALLEN	21.482	13	58	ALLEN	54.284	54.284	0.000
14	139	MARLEY	32.839	97	MANN	21.493	14	97	MANN	54.312	54.312	0.000
15	11	BATE	33.189	51	FEDRICK	21.511	15	11	BATE	54.825	54.911	0.086
16	89	STRILLOZZI	33.286	11	BATE	21.636	16	89	STRILLOZZI	55.099	55.099	0.000
17	22	VENN	33.457	89	STRILLOZZI	21.813	17	689	TREVEIL	55.159	55.159	0.000
18	44	PARKER	33.550	22	VENN	21.828	18	22	VENN	55.285	55.380	0.095
19	689	TREVEIL	33.711	44	PARKER	22.198	19	44	PARKER	55.748	55.758	0.010
20	47	BOHANAN	33.809	116	FAITH	22.206	20	35	STONE	56.084	56.343	0.259
21	35	STONE	33.818	35	STONE	22.266	21	47	BOHANAN	56.182	56.530	0.348
22	116	FAITH	34.345	47	BOHANAN	22.373	22	116	FAITH	56.551	56.615	0.064
23	49	CHAYTOR	34.879	49	CHAYTOR	22.405	23	49	CHAYTOR	57.284	57.284	0.000
24	138	JARMIN	35.355	138	JARMIN	23.136	24	138	JARMIN	58.491	58.735	0.244
25	26	DARBY	35.537	26	DARBY	23.211	25	26	DARBY	58.748	58.858	0.110
26	4	ARMITAGE	36.780	127	DAY	23.474	26	127	DAY	1:00.279	1:00.331	0.052
27	127	DAY	36.805	4	ARMITAGE	24.333	27	4	ARMITAGE	1:01.113	1:01.268	0.155

BMCRC - MRO Championships 2023 - Rnd 1 @ Brands Hatch Indy

BMCRC Thunderbike Sport & BMCRC SuperTwins

RACE 11 - STATISTICS

Competitors Started 27
Planned Start 2023-03-12 @ 13:15:00.000
Actual Start 2023-03-12 @ 13:04:23.786
Finish Time 2023-03-12 @ 13:14:01.068
Track Length 1.2079mi.
Total Laps 281
Total Distance Covered 339.4327mi.

Session Fastest Lap History

NO	CL	NAME	LAP TIME	TIME OF DAY	LAP	VEHICLE
0		Jeremy HILL	52.533	13:06:13.142	2	Yamaha R6
1		Adam JAMISON	52.410	13:06:13.403	2	Yamaha R6
0		Jeremy HILL	52.128	13:07:05.270	3	Yamaha R6
0		Jeremy HILL	51.909	13:07:57.180	4	Yamaha R6
0		Jeremy HILL	51.900	13:08:49.079	5	Yamaha R6
0		Jeremy HILL	51.696	13:12:17.198	9	Yamaha R6
1		Adam JAMISON	51.513	13:12:17.790	9	Yamaha R6

Session Leader History

NO	CL	NAME	FROM LAP	LAPS LED	DISTANCE	VEHICLE
0		Jeremy HILL	1	11	13.28 miles	Yamaha R6

Flag History

TYPE	TIME OF DAY
GREEN	13:04:23.786
FINISH	13:14:01.068

Flag Statistics

TYPE	COUNT	TOTAL LAPS	TOTAL TIME
Green	1	11	10:48.765
Red	0	0	0.000
Safety Car	0	0	0.000
FCY	0	0	0.000

BMCRC - MRO Championships 2023 - Rnd 1 @ Brands Hatch Indy

BMCRC Thunderbike Sport & BMCRC SuperTwins

RACE 11 - STATISTICS

CLASS :

17 Starters

Fastest Lap History

NO	NAME	LAP TIME	TIME OF DAY	LAP	VEHICLE
0	Jeremy HILL	52.533	13:06:13.142	2	Yamaha R6
1	Adam JAMISON	52.410	13:06:13.403	2	Yamaha R6
0	Jeremy HILL	52.128	13:07:05.270	3	Yamaha R6
0	Jeremy HILL	51.909	13:07:57.180	4	Yamaha R6
0	Jeremy HILL	51.900	13:08:49.079	5	Yamaha R6
0	Jeremy HILL	51.696	13:12:17.198	9	Yamaha R6
1	Adam JAMISON	51.513	13:12:17.790	9	Yamaha R6

Leader History

NO	NAME	FROM LAP	LAPS LED	DISTANCE	VEHICLE
0	Jeremy HILL	1	11	13.28 miles	Yamaha R6

BMCRC - MRO Championships 2023 - Rnd 1 @ Brands Hatch Indy

BMCRC Thunderbike Sport & BMCRC SuperTwins

RACE 11 - STATISTICS

CLASS : R

3 Starters

Fastest Lap History

NO	NAME	LAP TIME	TIME OF DAY	LAP	VEHICLE
994	Adrian HOWARD	54.633	13:06:20.166	2	Suzuki GSXR 600
994	Adrian HOWARD	54.411	13:07:14.577	3	Suzuki GSXR 600
994	Adrian HOWARD	54.246	13:14:35.070	11	Suzuki GSXR 600

Leader History

NO	NAME	FROM LAP	LAPS LED	DISTANCE	VEHICLE
994	Adrian HOWARD	1	11	13.28 miles	Suzuki GSXR 600

BMCRC - MRO Championships 2023 - Rnd 1 @ Brands Hatch Indy

BMCRC Thunderbike Sport & BMCRC SuperTwins

RACE 11 - STATISTICS

CLASS : SUP

7 Starters

Fastest Lap History

NO	NAME	LAP TIME	TIME OF DAY	LAP	VEHICLE
79	James O'MARA	53.460	13:06:15.619	2	BMW F900R
79	James O'MARA	53.099	13:08:55.719	5	BMW F900R
79	James O'MARA	52.568	13:09:48.286	6	BMW F900R
79	James O'MARA	52.445	13:14:13.361	11	BMW F900R

Leader History

NO	NAME	FROM LAP	LAPS LED	DISTANCE	VEHICLE
79	James O'MARA	1	11	13.28 miles	BMW F900R

BMCRC - MRO Championships 2023 - Rnd 1 @ Brands Hatch Indy

BMCRC Thunderbike Sport & BMCRC SuperTwins

RACE 22 - GRID (11 Laps)

ROW 12				34	151	Andrew DURANT						
ROW 11		33	119	Kevin BURTON	32	92	Tommi CALDWELL	31	39	Michael HUDSON		
ROW 10	30	126	Glynn DAVIES	29	2	Andrew GILL	28	48	Shaun WALLIS			
ROW 9				27	4	Liam ARMITAGE	26	127	John DAY	25	26	Piers DARBY
ROW 8												
ROW 7												
ROW 6												
ROW 5												
ROW 4												
ROW 3												
ROW 2												
ROW 1												

Pole

Brands Hatch Indy: 1.2079 miles

These results are provisional until the conclusion of any judicial and technical matters.

Clerk Of Course :	Stewards :	Timekeeper :
		<i>Craig Smith</i>

Results can be found at www.tsl-timing.com

Printed - 13:19 Sunday, 12 March 2023



BMCRC - MRO Championships 2023 - Rnd 1 @ Brands Hatch Indy

BMCRC Thunderbike Sport & BMCRC SuperTwins

RACE 22 - CLASSIFICATION

POS	NO	CL	PIC NAME	ENTRY	LAPS	TIME	GAP	DIFF	MPH	BEST	ON
1	1		1 Adam JAMISON	Yamaha R6 - Team AJR	11	9:53.433			80.60	52.583	11
2	0		2 Jeremy HILL	Yamaha R6 - Silver Arrows Racing / LT-Info.com	11	9:55.951	2.518	2.518	80.26	52.607	11
3	79	SUP	1 James O'MARA	BMW F900R - BRP Machining Ltd	11	10:00.416	6.983	4.465	79.66	53.236	6
4	81		3 Malvern MAY	Honda CBR600RR - IMP racing	11	10:07.934	14.501	7.518	78.68	53.666	3
5	69		4 Tony RUSSO	Yamaha R6 - Wymark Lubricants	11	10:17.959	24.526	10.025	77.40	55.056	10
6	25		5 Harrison DAY	Yamaha R6 -	11	10:18.019	24.586	0.060	77.39	54.159	10
7	58	SUP	2 Michael ALLEN	Kawasaki ER6 -	11	10:23.121	29.688	5.102	76.76	55.584	10
8	97		6 Alex MANN	Honda CBR600RR - Michael Jones Jeweller, Espri	11	10:29.623	36.190	6.502	75.97	55.930	9
9	84		7 Ricardo BRANCO	Yamaha R6 - IMP Racing	11	10:33.013	39.580	3.390	75.56	56.181	10
10	51	SUP	3 Matthew FEDRICK	BMW F900 - Matthew Fedrick farriers ltd/ Palmer R&	11	10:33.162	39.729	0.149	75.54	56.314	10
11	139		8 Rob MARLEY	Honda CBR600F3 - PearTree Racing	11	10:33.197	39.764	0.035	75.54	55.620	11
12	22	SUP	4 Matt VENN	BMW F900 -	11	10:33.302	39.869	0.105	75.53	56.139	11
13	994	R	1 Adrian HOWARD	Suzuki GSXR 600 -	11	10:40.589	47.156	7.287	74.67	55.814	10
14	89	R	2 Marco STRILLOZZI	Yamaha R6 - KLUAPP.COM	11	10:41.503	48.070	0.914	74.56	56.483	11
15	35	R	3 Logan STONE	Yamaha R6 -	11	10:41.911	48.478	0.408	74.51	56.598	10
16	689		9 David TREVEIL	Yamaha YZF-R6 -	11	10:45.915	52.482	4.004	74.05	55.984	9
17	27	R	4 Matthew CHAM	Ducati MONSTER 696 -	10	10:04.927	1 Lap	1 Lap	71.88	58.999	5
18	44	SUP	5 Tony PARKER	Kawasaki ER650RR - insta/youtube 44notpol	10	10:11.116	1 Lap	6.189	71.15	59.092	10
19	116		10 Gareth FAITH	Suzuki SV650 - Sitramoto	10	10:13.839	1 Lap	2.723	70.84	59.807	10
20	138	SUP	6 Craig JARMIN	Suzuki SV650 - SK PreP	10	10:14.570	1 Lap	0.731	70.75	59.945	7

NOT CLASSIFIED

DNF	127		John DAY	Honda VFR 750 F -	9	9:37.378	2 Laps	1 Lap	67.78	1:01.480	8
DNF	49		Oli CHAYTOR	Yamaha R6 - PearTree Racing	4	4:09.165	7 Laps	5 Laps	69.81	59.488	3
DNF	77		David MAY	Suzuki 600 - Orchard cooling/ team Silver Arrows	1	1:06.677	10 Laps	3 Laps	65.21		

FASTEST LAP

	1		Adam JAMISON	Yamaha R6 - Team AJR	11	52.583		82.69 mph	133.09 kph
	79	SUP	James O'MARA	BMW F900R - BRP Machining Ltd	6	53.236		81.68 mph	131.45 kph
	994	R	Adrian HOWARD	Suzuki GSXR 600 -	10	55.814		77.91 mph	125.38 kph

Class - 92.5% of Race Speed = 74.55 mph
 Class SUP - 92.5% of Race Speed = 73.68 mph
 Class R - 92.5% of Race Speed = 69.06 mph

Weather / Track : Cloudy / Dry

These results are provisional until the conclusion of any judicial and technical matters.

Race Distance: 11 Laps / 13.28 miles

Brands Hatch Indy: 1.2079 miles

Date: 12/03/2023 Start: 16:31 Finish: 16:41

Clerk Of Course :

Stewards :

Timekeeper :

Craig Smith

Results can be found at www.tsl-timing.com

Printed - 16:43 Sunday, 12 March 2023



BMCRC - MRO Championships 2023 - Rnd 1 @ Brands Hatch Indy

BMCRC Thunderbike Sport & BMCRC SuperTwins

RACE 22 - LAP CHART

LAP 1 @ 16:32:37.235

NO	BEHIND	LAP TIME
0		1:00.014
1	0.324	1:00.338
79	0.924	1:00.938
81	1.112	1:01.126
69	2.486	1:02.500
58	2.872	1:02.886
84	3.353	1:03.367
51	3.951	1:03.965
25	4.205	1:04.219
97	4.368	1:04.382
22	4.511	1:04.525
77	6.663	1:06.677
139	6.750	1:06.764
994	6.902	1:06.916
89	7.217	1:07.231
44	8.086	1:08.100
35	8.235	1:08.249
27	8.364	1:08.378
116	9.012	1:09.026
138	9.057	1:09.071
689	9.342	1:09.356
49	9.439	1:09.453
127	16.239	1:16.253

LAP 2 @ 16:33:32.128

NO	BEHIND	LAP TIME
0		54.893
1	0.122	54.691
79	0.955	54.924
81	1.405	55.186
69	2.773	55.180
58	4.074	56.095
84	5.422	56.962
25	5.831	56.519
51	5.884	56.826
97	5.972	56.497
22	6.297	56.679
139	10.925	59.068
89	11.794	59.470
35	12.116	58.774
27	13.381	59.910
994	13.452	1:01.443
44	14.486	1:01.293
49	14.953	1:00.407
138	15.119	1:00.955
689	15.446	1:00.997
116	15.812	1:01.693
127	26.115	1:04.769

LAP 3 @ 16:34:26.007

NO	BEHIND	LAP TIME
0		53.879
1	0.211	53.968
79	1.002	53.926
81	1.192	53.666
69	4.161	55.267
58	6.130	55.935
84	8.551	57.008
25	9.245	57.293
97	9.384	57.291
51	9.400	57.395
22	9.772	57.354

139	14.337	57.291
35	15.490	57.253
89	15.693	57.778
994	18.193	58.620
27	18.658	59.156
49	20.562	59.488
44	20.610	1:00.003
689	20.739	59.172
138	21.867	1:00.627
116	22.203	1:00.270
127	34.784	1:02.548

LAP 4 @ 16:35:19.701

NO	BEHIND	LAP TIME
0		53.694
1	0.298	53.781
79	1.039	53.731
81	1.364	53.866
69	5.907	55.440
58	8.807	56.371
25	11.830	56.279
84	11.942	57.085
97	12.220	56.530
51	13.283	57.577
22	13.370	57.292
139	17.392	56.749
89	18.854	56.855
35	19.309	57.513
994	23.084	58.585
27	24.021	59.057
49	26.685	59.817
689	26.848	59.803
44	27.666	1:00.750
138	28.463	1:00.290
116	28.583	1:00.074
127	44.834	1:03.744

LAP 5 @ 16:36:12.912

NO	BEHIND	LAP TIME
0		53.211
1	0.563	53.476
79	1.411	53.583
81	2.183	54.030
69	8.272	55.576
58	11.605	56.009
25	13.649	55.030
84	15.547	56.816
97	15.727	56.718
22	17.424	57.265
51	17.527	57.455
139	20.859	56.678
89	22.843	57.200
35	23.027	56.929
994	26.370	56.497
27	29.809	58.999
689	31.322	57.685
44	35.112	1:00.657
116	35.482	1:00.110
138	35.569	1:00.317

LAP 6 @ 16:37:06.154

NO	BEHIND	LAP TIME
0		53.242
1	0.118	52.797

79	1.405	53.236
127	1 Lap	1:03.132
81	2.731	53.790
69	10.776	55.746
58	14.258	55.895
25	15.279	54.872
97	19.580	57.095
84	19.838	57.533
51	20.907	56.622
22	21.044	56.862
139	24.224	56.607
89	27.002	57.401
35	27.457	57.672
994	29.417	56.289
689	35.838	57.758
27	36.140	59.573
44	42.678	1:00.808
116	42.944	1:00.704
138	43.977	1:01.650

LAP 7 @ 16:37:59.462

NO	BEHIND	LAP TIME
1		53.190
0	0.944	54.252
79	1.517	53.420
81	4.239	54.816
127	1 Lap	1:01.897
69	13.685	56.217
58	17.078	56.128
25	17.136	55.165
97	22.992	56.720
84	24.163	57.633
51	24.720	57.121
22	24.869	57.133
139	27.182	56.266
35	32.044	57.895
89	32.615	58.921
994	33.267	57.158
689	38.555	56.025
27	42.534	59.702
44	50.043	1:00.673
116	50.176	1:00.540
138	50.614	59.945

LAP 8 @ 16:38:52.130

NO	BEHIND	LAP TIME
1		52.668
0	1.619	53.343
79	2.244	53.395
81	6.339	54.768
69	17.294	56.277
127	1 Lap	1:02.031
25	19.610	55.142
58	20.539	56.129
97	26.375	56.051
84	28.530	57.035
51	28.952	56.900
22	29.021	56.820
139	30.743	56.229
89	36.557	56.610
35	36.824	57.448
994	37.309	56.710
689	42.006	56.119
27	50.058	1:00.192

LAP 9 @ 16:39:44.715

NO	BEHIND	LAP TIME
1		52.585
0	2.931	53.897
79	4.250	54.591
44	1 Lap	1:00.080
116	1 Lap	1:01.515
138	1 Lap	1:01.317
81	8.659	54.905
69	20.273	55.564
25	21.362	54.337
58	24.138	56.184
127	1 Lap	1:01.480
97	29.720	55.930
51	32.950	56.583
84	32.984	57.039
22	33.333	56.897
139	34.333	56.175
89	40.946	56.974
35	41.218	56.979
994	41.417	56.693
689	45.405	55.984

LAP 10 @ 16:40:38.071

NO	BEHIND	LAP TIME
1		53.356
0	2.494	52.919
27	1 Lap	59.979
79	4.693	53.799
44	1 Lap	59.660
81	11.411	56.108
116	1 Lap	1:00.100
138	1 Lap	1:00.441
69	21.973	55.056
25	22.165	54.159
58	26.366	55.584
97	32.696	56.332
84	35.809	56.181
51	35.908	56.314
22	36.313	56.336
127	1 Lap	1:01.524
139	36.727	55.750
994	43.875	55.814
89	44.170	56.580
35	44.460	56.598
689	48.324	56.275

LAP 11 @ 16:41:30.654

NO	BEHIND	LAP TIME
1		52.583
0	2.518	52.607
79	6.983	54.873
27	1 Lap	59.981
81	14.501	55.673
44	1 Lap	59.092
116	1 Lap	59.807
138	1 Lap	59.957
69	24.526	55.136
25	24.586	55.004
58	29.688	55.905
97	36.190	56.077
84	39.580	56.354
51	39.729	56.404
139	39.764	55.620

22	39.869	56.139
994	47.156	55.864
89	48.070	56.483
35	48.478	56.601
689	52.482	56.741

BMCRC - MRO Championships 2023 - Rnd 1 @ Brands Hatch Indy

BMCRC Thunderbike Sport & BMCRC SuperTwins

RACE 22 - POSITION CHART

No	Name	Lap Pos	Lap											
			1	2	3	4	5	6	7	8	9	10	11	12
1	JAMISON	1	0	0	0	0	0	0	1	1	1	1	1	1
0	HILL	2	1	1	1	1	1	1	0	0	0	0	0	0
69	RUSSO	3	79	79	79	79	79	79	79	79	79	79	79	79
81	MAY	4	81	81	81	81	81	81	81	81	81	81	81	81
79	O'MARA	5	69	69	69	69	69	69	69	69	69	69	69	69
77	MAY	6	58	58	58	58	58	58	58	25	25	25	25	25
25	DAY	7	84	84	84	25	25	25	25	58	58	58	58	58
84	BRANCO	8	51	25	25	84	84	97	97	97	97	97	97	97
51	FEDRICK	9	25	51	97	97	97	84	84	84	51	84	84	84
994	HOWARD	10	97	97	51	51	22	51	51	51	84	51	51	51
139	MARLEY	11	22	22	22	22	51	22	22	22	22	22	22	139
58	ALLEN	12	77	139	139	139	139	139	139	139	139	139	139	22
97	MANN	13	139	89	35	89	89	89	35	89	89	994	994	994
89	STRILLOZZI	14	994	35	89	35	35	35	89	35	35	89	89	89
689	TREVEIL	15	89	27	994	994	994	994	994	994	994	35	35	35
22	VENN	16	44	994	27	27	27	689	689	689	689	689	689	689
44	PARKER	17	35	44	49	49	689	27	27	27	27	27	27	27
35	STONE	18	27	49	44	689	44	44	44	44	44	44	44	44
116	FAITH	19	116	138	689	44	116	116	116	116	116	116	116	116
49	CHAYTOR	20	138	689	138	138	138	138	138	138	138	138	138	138
138	JARMIN	21	689	116	116	116	127	127	127	127	127	127	127	127
127	DAY	22	49	127	127	127								
27	CHAM	23	127											

BMCRC - MRO Championships 2023 - Rnd 1 @ Brands Hatch Indy

BMCRC Thunderbike Sport & BMCRC SuperTwins

RACE 22 - SECTOR ANALYSIS



SECTOR 1 = FL to I1, SECTOR 2 = I1 to FL, DIFF = Difference To Personal Best Lap, P = Crossed Finish Line in Pit Lane, D = Time Disallowed

P1		1		Adam JAMISON		Yamaha R6 - Team AJR	
IDEAL LAP TIME : 52.432		BEST LAP TIME : 52.583		DIFFERENCE : 0.151			
LAP	SECTOR 1	SECTOR 2	LAP TIME	MPH	DIFF	TIME OF DAY	
1 -	35.600	21.793	1:00.338	72.06	7.755	16:32:37.559	
2 -	33.458	21.233	54.691	79.51	2.108	16:33:32.250	
3 -	32.927	21.041	53.968	80.57	1.385	16:34:26.218	
4 -	32.337	21.444	53.781	80.85	1.198	16:35:19.999	
5 -	32.285	21.191	53.476	81.31	0.893	16:36:13.475	
6 -	31.661	21.136	52.797	82.36	0.214	16:37:06.272	
7 -	31.938	21.252	53.190	81.75	0.607	16:37:59.462	
8 -	31.789	20.879	52.668 (3)	82.56	0.085	16:38:52.130	
9 -	31.814	20.771	52.585 (2)	82.69	0.002	16:39:44.715	
10 -	32.458	20.898	53.356	81.50	0.773	16:40:38.071	
11 -	31.735	20.848	52.583 (1)	82.69		16:41:30.654	

P2		0		Jeremy HILL		Yamaha R6 - Silver Arrows Racing / LT-Info.com	
IDEAL LAP TIME : 52.607		BEST LAP TIME : 52.607		DIFFERENCE : 0.000			
LAP	SECTOR 1	SECTOR 2	LAP TIME	MPH	DIFF	TIME OF DAY	
1 -	35.136	21.982	1:00.014	72.45	7.407	16:32:37.235	
2 -	33.576	21.317	54.893	79.21	2.286	16:33:32.128	
3 -	32.656	21.223	53.879	80.71	1.272	16:34:26.007	
4 -	32.406	21.288	53.694	80.98	1.087	16:35:19.701	
5 -	32.201	21.010	53.211 (3)	81.72	0.604	16:36:12.912	
6 -	31.894	21.348	53.242	81.67	0.635	16:37:06.154	
7 -	33.016	21.236	54.252	80.15	1.645	16:38:00.406	
8 -	32.347	20.996	53.343	81.52	0.736	16:38:53.749	
9 -	32.573	21.324	53.897	80.68	1.290	16:39:47.646	
10 -	31.915	21.004	52.919 (2)	82.17	0.312	16:40:40.565	
11 -	31.748	20.859	52.607 (1)	82.66		16:41:33.172	

P3		79 SUP		James O'MARA		BMW F900R - BRP Machining Ltd	
IDEAL LAP TIME : 53.109		BEST LAP TIME : 53.236		DIFFERENCE : 0.127			
LAP	SECTOR 1	SECTOR 2	LAP TIME	MPH	DIFF	TIME OF DAY	
1 -	35.371	22.273	1:00.938	71.36	7.702	16:32:38.159	
2 -	33.244	21.680	54.924	79.17	1.688	16:33:33.083	
3 -	32.483	21.443	53.926	80.64	0.690	16:34:27.009	
4 -	32.251	21.480	53.731	80.93	0.495	16:35:20.740	
5 -	31.895	21.688	53.583	81.15	0.347	16:36:14.323	
6 -	31.857	21.379	53.236 (1)	81.68		16:37:07.559	
7 -	32.051	21.369	53.420 (3)	81.40	0.184	16:38:00.979	
8 -	32.143	21.252	53.395 (2)	81.44	0.159	16:38:54.374	
9 -	32.860	21.731	54.591	79.65	1.355	16:39:48.965	
10 -	32.289	21.510	53.799	80.83	0.563	16:40:42.764	
11 -	33.212	21.661	54.873	79.24	1.637	16:41:37.637	

P4		81		Malvern MAY		Honda CBR600RR - IMP racing	
IDEAL LAP TIME : 53.666		BEST LAP TIME : 53.666		DIFFERENCE : 0.000			
LAP	SECTOR 1	SECTOR 2	LAP TIME	MPH	DIFF	TIME OF DAY	
1 -	35.411	22.245	1:01.126	71.14	7.460	16:32:38.347	
2 -	33.207	21.979	55.186	78.79	1.520	16:33:33.533	
3 -	32.257	21.409	53.666 (1)	81.03		16:34:27.199	
4 -	32.295	21.571	53.866 (3)	80.73	0.200	16:35:21.065	
5 -	32.518	21.512	54.030	80.48	0.364	16:36:15.095	
6 -	32.331	21.459	53.790 (2)	80.84	0.124	16:37:08.885	
7 -	32.868	21.948	54.816	79.33	1.150	16:38:03.701	
8 -	32.753	22.015	54.768	79.40	1.102	16:38:58.469	
9 -	32.525	22.380	54.905	79.20	1.239	16:39:53.374	
10 -	33.936	22.172	56.108	77.50	2.442	16:40:49.482	
11 -	33.100	22.573	55.673	78.10	2.007	16:41:45.155	

BMCRC - MRO Championships 2023 - Rnd 1 @ Brands Hatch Indy

BMCRC Thunderbike Sport & BMCRC SuperTwins

RACE 22 - SECTOR ANALYSIS



SECTOR 1 = FL to I1, SECTOR 2 = I1 to FL, DIFF = Difference To Personal Best Lap, P = Crossed Finish Line in Pit Lane, D = Time Disallowed

P5 69 Tony RUSSO		Yamaha R6 - Wymark Lubricants				
IDEAL LAP TIME : 54.919		BEST LAP TIME : 55.056		DIFFERENCE : 0.137		
LAP	SECTOR 1	SECTOR 2	LAP TIME	MPH	DIFF	TIME OF DAY
1 -	36.990	22.221	1:02.500	69.57	7.444	16:32:39.721
2 -	33.537	21.643	55.180 (3)	78.80	0.124	16:33:34.901
3 -	33.494	21.773	55.267	78.68	0.211	16:34:30.168
4 -	33.675	21.765	55.440	78.43	0.384	16:35:25.608
5 -	33.716	21.860	55.576	78.24	0.520	16:36:21.184
6 -	33.584	22.162	55.746	78.00	0.690	16:37:16.930
7 -	34.081	22.136	56.217	77.35	1.161	16:38:13.147
8 -	34.340	21.937	56.277	77.27	1.221	16:39:09.424
9 -	33.700	21.864	55.564	78.26	0.508	16:40:04.988
10 -	33.449	21.607	55.056 (1)	78.98		16:41:00.044
11 -	33.312	21.824	55.136 (2)	78.87	0.080	16:41:55.180

P6 25 Harrison DAY		Yamaha R6 -				
IDEAL LAP TIME : 54.159		BEST LAP TIME : 54.159		DIFFERENCE : 0.000		
LAP	SECTOR 1	SECTOR 2	LAP TIME	MPH	DIFF	TIME OF DAY
1 -	37.583	22.896	1:04.219	67.71	10.060	16:32:41.440
2 -	34.192	22.327	56.519	76.94	2.360	16:33:37.959
3 -	34.487	22.806	57.293	75.90	3.134	16:34:35.252
4 -	33.779	22.500	56.279	77.26	2.120	16:35:31.531
5 -	33.184	21.846	55.030	79.02	0.871	16:36:26.561
6 -	33.085	21.787	54.872 (3)	79.24	0.713	16:37:21.433
7 -	33.225	21.940	55.165	78.82	1.006	16:38:16.598
8 -	33.198	21.944	55.142	78.86	0.983	16:39:11.740
9 -	32.810	21.527	54.337 (2)	80.03	0.178	16:40:06.077
10 -	32.735	21.424	54.159 (1)	80.29		16:41:00.236
11 -	33.281	21.723	55.004	79.05	0.845	16:41:55.240

P7 58 SUP Michael ALLEN		Kawasaki ER6 -				
IDEAL LAP TIME : 55.584		BEST LAP TIME : 55.584		DIFFERENCE : 0.000		
LAP	SECTOR 1	SECTOR 2	LAP TIME	MPH	DIFF	TIME OF DAY
1 -	36.373	22.424	1:02.886	69.14	7.302	16:32:40.107
2 -	34.083	22.012	56.095	77.52	0.511	16:33:36.202
3 -	33.718	22.217	55.935	77.74	0.351	16:34:32.137
4 -	34.019	22.352	56.371	77.14	0.787	16:35:28.508
5 -	33.824	22.185	56.009	77.64	0.425	16:36:24.517
6 -	33.650	22.245	55.895 (2)	77.79	0.311	16:37:20.412
7 -	33.898	22.230	56.128	77.47	0.544	16:38:16.540
8 -	34.017	22.112	56.129	77.47	0.545	16:39:12.669
9 -	34.036	22.148	56.184	77.39	0.600	16:40:08.853
10 -	33.585	21.999	55.584 (1)	78.23		16:41:04.437
11 -	33.794	22.111	55.905 (3)	77.78	0.321	16:42:00.342

P8 97 Alex MANN		Honda CBR600RR - Michael Jones Jeweller, Esprit Group, Carl				
IDEAL LAP TIME : 55.631		BEST LAP TIME : 55.930		DIFFERENCE : 0.299		
LAP	SECTOR 1	SECTOR 2	LAP TIME	MPH	DIFF	TIME OF DAY
1 -	36.992	22.787	1:04.382	67.54	8.452	16:32:41.603
2 -	34.376	22.121	56.497	76.97	0.567	16:33:38.100
3 -	34.597	22.694	57.291	75.90	1.361	16:34:35.391
4 -	33.882	22.648	56.530	76.92	0.600	16:35:31.921
5 -	34.167	22.551	56.718	76.67	0.788	16:36:28.639
6 -	34.469	22.626	57.095	76.16	1.165	16:37:25.734
7 -	34.293	22.427	56.720	76.66	0.790	16:38:22.454
8 -	33.788	22.263	56.051 (2)	77.58	0.121	16:39:18.505
9 -	33.902	22.028	55.930 (1)	77.75		16:40:14.435
10 -	34.489	21.843	56.332	77.19	0.402	16:41:10.767
11 -	33.854	22.223	56.077 (3)	77.54	0.147	16:42:06.844

BMCRC - MRO Championships 2023 - Rnd 1 @ Brands Hatch Indy

BMCRC Thunderbike Sport & BMCRC SuperTwins

RACE 22 - SECTOR ANALYSIS



SECTOR 1 = FL to I1, SECTOR 2 = I1 to FL, DIFF = Difference To Personal Best Lap, P = Crossed Finish Line in Pit Lane, D = Time Disallowed

P9 84		Ricardo BRANCO		Yamaha R6 - IMP Racing			
IDEAL LAP TIME : 56.091		BEST LAP TIME : 56.181		DIFFERENCE : 0.090			
LAP	SECTOR 1	SECTOR 2	LAP TIME	MPH	DIFF	TIME OF DAY	
1 -	37.012	22.770	1:03.367	68.62	7.186	16:32:40.588	
2 -	34.424	22.538	56.962	76.34	0.781	16:33:37.550	
3 -	34.549	22.459	57.008	76.28	0.827	16:34:34.558	
4 -	34.376	22.709	57.085	76.17	0.904	16:35:31.643	
5 -	34.259	22.557	56.816 (3)	76.53	0.635	16:36:28.459	
6 -	34.464	23.069	57.533	75.58	1.352	16:37:25.992	
7 -	34.831	22.802	57.633	75.45	1.452	16:38:23.625	
8 -	34.312	22.723	57.035	76.24	0.854	16:39:20.660	
9 -	34.681	22.358	57.039	76.23	0.858	16:40:17.699	
10 -	34.109	22.072	56.181 (1)	77.40		16:41:13.880	
11 -	34.019	22.335	56.354 (2)	77.16	0.173	16:42:10.234	

P10 51 SUP		Matthew FEDRICK		BMW F900 - Matthew Fedrick farriers ltd/ Palmer Race Skool			
IDEAL LAP TIME : 56.314		BEST LAP TIME : 56.314		DIFFERENCE : 0.000			
LAP	SECTOR 1	SECTOR 2	LAP TIME	MPH	DIFF	TIME OF DAY	
1 -	36.889	22.965	1:03.965	67.98	7.651	16:32:41.186	
2 -	34.047	22.779	56.826	76.52	0.512	16:33:38.012	
3 -	34.234	23.161	57.395	75.76	1.081	16:34:35.407	
4 -	34.624	22.953	57.577	75.52	1.263	16:35:32.984	
5 -	34.456	22.999	57.455	75.68	1.141	16:36:30.439	
6 -	34.031	22.591	56.622	76.80	0.308	16:37:27.061	
7 -	34.310	22.811	57.121	76.12	0.807	16:38:24.182	
8 -	34.165	22.735	56.900	76.42	0.586	16:39:21.082	
9 -	33.981	22.602	56.583 (3)	76.85	0.269	16:40:17.665	
10 -	33.793	22.521	56.314 (1)	77.22		16:41:13.979	
11 -	33.855	22.549	56.404 (2)	77.09	0.090	16:42:10.383	

P11 139		Rob MARLEY		Honda CBR600F3 - PearTree Racing			
IDEAL LAP TIME : 55.620		BEST LAP TIME : 55.620		DIFFERENCE : 0.000			
LAP	SECTOR 1	SECTOR 2	LAP TIME	MPH	DIFF	TIME OF DAY	
1 -	38.579	23.775	1:06.764	65.13	11.144	16:32:43.985	
2 -	36.153	22.915	59.068	73.62	3.448	16:33:43.053	
3 -	34.687	22.604	57.291	75.90	1.671	16:34:40.344	
4 -	34.450	22.299	56.749	76.62	1.129	16:35:37.093	
5 -	34.269	22.409	56.678	76.72	1.058	16:36:33.771	
6 -	34.168	22.439	56.607	76.82	0.987	16:37:30.378	
7 -	34.008	22.258	56.266	77.28	0.646	16:38:26.644	
8 -	34.101	22.128	56.229	77.33	0.609	16:39:22.873	
9 -	34.187	21.988	56.175 (3)	77.41	0.555	16:40:19.048	
10 -	33.784	21.966	55.750 (2)	78.00	0.130	16:41:14.798	
11 -	33.715	21.905	55.620 (1)	78.18		16:42:10.418	

P12 22 SUP		Matt VENN		BMW F900 -			
IDEAL LAP TIME : 56.139		BEST LAP TIME : 56.139		DIFFERENCE : 0.000			
LAP	SECTOR 1	SECTOR 2	LAP TIME	MPH	DIFF	TIME OF DAY	
1 -	36.957	22.691	1:04.525	67.39	8.386	16:32:41.746	
2 -	34.290	22.389	56.679 (3)	76.72	0.540	16:33:38.425	
3 -	34.539	22.815	57.354	75.82	1.215	16:34:35.779	
4 -	34.516	22.776	57.292	75.90	1.153	16:35:33.071	
5 -	34.484	22.781	57.265	75.93	1.126	16:36:30.336	
6 -	34.382	22.480	56.862	76.47	0.723	16:37:27.198	
7 -	34.708	22.425	57.133	76.11	0.994	16:38:24.331	
8 -	34.290	22.530	56.820	76.53	0.681	16:39:21.151	
9 -	34.502	22.395	56.897	76.42	0.758	16:40:18.048	
10 -	34.087	22.249	56.336 (2)	77.19	0.197	16:41:14.384	
11 -	33.984	22.155	56.139 (1)	77.46		16:42:10.523	

BMCRC - MRO Championships 2023 - Rnd 1 @ Brands Hatch Indy

BMCRC Thunderbike Sport & BMCRC SuperTwins

RACE 22 - SECTOR ANALYSIS



SECTOR 1 = FL to I1, SECTOR 2 = I1 to FL, DIFF = Difference To Personal Best Lap, P = Crossed Finish Line in Pit Lane, D = Time Disallowed

P13 994 R		Adrian HOWARD		Suzuki GSXR 600 -			
IDEAL LAP TIME : 55.670		BEST LAP TIME : 55.814		DIFFERENCE : 0.144			
LAP	SECTOR 1	SECTOR 2	LAP TIME	MPH	DIFF	TIME OF DAY	
1 -	38.615	24.124	1:06.916	64.98	11.102	16:32:44.137	
2 -	37.172	24.271	1:01.443	70.77	5.629	16:33:45.580	
3 -	35.069	23.551	58.620	74.18	2.806	16:34:44.200	
4 -	35.818	22.767	58.585	74.22	2.771	16:35:42.785	
5 -	34.167	22.330	56.497	76.97	0.683	16:36:39.282	
6 -	33.825	22.464	56.289 (3)	77.25	0.475	16:37:35.571	
7 -	34.574	22.584	57.158	76.08	1.344	16:38:32.729	
8 -	34.246	22.464	56.710	76.68	0.896	16:39:29.439	
9 -	34.170	22.523	56.693	76.70	0.879	16:40:26.132	
10 -	33.612	22.202	55.814 (1)	77.91		16:41:21.946	
11 -	33.806	22.058	55.864 (2)	77.84	0.050	16:42:17.810	

P14 89 R		Marco STRILLOZZI		Yamaha R6 - KLUAPP.COM			
IDEAL LAP TIME : 56.215		BEST LAP TIME : 56.483		DIFFERENCE : 0.268			
LAP	SECTOR 1	SECTOR 2	LAP TIME	MPH	DIFF	TIME OF DAY	
1 -	38.705	23.662	1:07.231	64.68	10.748	16:32:44.452	
2 -	36.594	22.876	59.470	73.12	2.987	16:33:43.922	
3 -	34.507	23.271	57.778	75.26	1.295	16:34:41.700	
4 -	34.264	22.591	56.855	76.48	0.372	16:35:38.555	
5 -	34.076	23.124	57.200	76.02	0.717	16:36:35.755	
6 -	34.384	23.017	57.401	75.75	0.918	16:37:33.156	
7 -	36.024	22.897	58.921	73.80	2.438	16:38:32.077	
8 -	34.099	22.511	56.610 (3)	76.81	0.127	16:39:28.687	
9 -	34.158	22.816	56.974	76.32	0.491	16:40:25.661	
10 -	34.286	22.294	56.580 (2)	76.85	0.097	16:41:22.241	
11 -	34.344	22.139	56.483 (1)	76.98		16:42:18.724	

P15 35 R		Logan STONE		Yamaha R6 -			
IDEAL LAP TIME : 56.308		BEST LAP TIME : 56.598		DIFFERENCE : 0.290			
LAP	SECTOR 1	SECTOR 2	LAP TIME	MPH	DIFF	TIME OF DAY	
1 -	38.309	24.346	1:08.249	63.71	11.651	16:32:45.470	
2 -	35.727	23.047	58.774	73.98	2.176	16:33:44.244	
3 -	34.361	22.892	57.253	75.95	0.655	16:34:41.497	
4 -	34.548	22.965	57.513	75.61	0.915	16:35:39.010	
5 -	34.308	22.621	56.929 (3)	76.38	0.331	16:36:35.939	
6 -	34.475	23.197	57.672	75.40	1.074	16:37:33.611	
7 -	35.037	22.858	57.895	75.11	1.297	16:38:31.506	
8 -	34.836	22.612	57.448	75.69	0.850	16:39:28.954	
9 -	34.001	22.978	56.979	76.31	0.381	16:40:25.933	
10 -	34.291	22.307	56.598 (1)	76.83		16:41:22.531	
11 -	34.207	22.394	56.601 (2)	76.82	0.003	16:42:19.132	

P16 689		David TREVEIL		Yamaha YZF-R6 -			
IDEAL LAP TIME : 55.896		BEST LAP TIME : 55.984		DIFFERENCE : 0.088			
LAP	SECTOR 1	SECTOR 2	LAP TIME	MPH	DIFF	TIME OF DAY	
1 -	39.874	24.440	1:09.356	62.69	13.372	16:32:46.577	
2 -	38.076	22.921	1:00.997	71.29	5.013	16:33:47.574	
3 -	36.260	22.912	59.172	73.49	3.188	16:34:46.746	
4 -	36.655	23.148	59.803	72.71	3.819	16:35:46.549	
5 -	35.657	22.028	57.685	75.38	1.701	16:36:44.234	
6 -	34.563	23.195	57.758	75.29	1.774	16:37:41.992	
7 -	34.066	21.959	56.025 (2)	77.61	0.041	16:38:38.017	
8 -	34.125	21.994	56.119 (3)	77.48	0.135	16:39:34.136	
9 -	34.126	21.858	55.984 (1)	77.67		16:40:30.120	
10 -	34.445	21.830	56.275	77.27	0.291	16:41:26.395	
11 -	34.624	22.117	56.741	76.63	0.757	16:42:23.136	

BMCRC - MRO Championships 2023 - Rnd 1 @ Brands Hatch Indy

BMCRC Thunderbike Sport & BMCRC SuperTwins

RACE 22 - SECTOR ANALYSIS



SECTOR 1 = FL to I1, SECTOR 2 = I1 to FL, DIFF = Difference To Personal Best Lap, P = Crossed Finish Line in Pit Lane, D = Time Disallowed

P17 27 R		Matthew CHAM		Ducati MONSTER 696 -			
IDEAL LAP TIME : 58.735		BEST LAP TIME : 58.999		DIFFERENCE : 0.264			
LAP	SECTOR 1	SECTOR 2	LAP TIME	MPH	DIFF	TIME OF DAY	
1 -	38.573	24.254	1:08.378	63.59	9.379	16:32:45.599	
2 -	36.631	23.279	59.910	72.58	0.911	16:33:45.509	
3 -	35.467	23.689	59.156 (3)	73.51	0.157	16:34:44.665	
4 -	35.456	23.601	59.057 (2)	73.63	0.058	16:35:43.722	
5 -	35.658	23.341	58.999 (1)	73.70		16:36:42.721	
6 -	35.733	23.840	59.573	72.99	0.574	16:37:42.294	
7 -	35.862	23.840	59.702	72.83	0.703	16:38:41.996	
8 -	36.488	23.704	1:00.192	72.24	1.193	16:39:42.188	
9 -	36.644	23.335	59.979	72.50	0.980	16:40:42.167	
10 -	36.025	23.956	59.981	72.49	0.982	16:41:42.148	

P18 44 SUP		Tony PARKER		Kawasaki ER650RR - insta/youtube 44notpol			
IDEAL LAP TIME : 58.871		BEST LAP TIME : 59.092		DIFFERENCE : 0.221			
LAP	SECTOR 1	SECTOR 2	LAP TIME	MPH	DIFF	TIME OF DAY	
1 -	38.876	24.277	1:08.100	63.85	9.008	16:32:45.321	
2 -	37.614	23.679	1:01.293	70.94	2.201	16:33:46.614	
3 -	36.126	23.877	1:00.003 (3)	72.47	0.911	16:34:46.617	
4 -	36.810	23.940	1:00.750	71.58	1.658	16:35:47.367	
5 -	36.616	24.041	1:00.657	71.69	1.565	16:36:48.024	
6 -	36.596	24.212	1:00.808	71.51	1.716	16:37:48.832	
7 -	36.563	24.110	1:00.673	71.67	1.581	16:38:49.505	
8 -	36.675	23.405	1:00.080	72.38	0.988	16:39:49.585	
9 -	35.752	23.908	59.660 (2)	72.88	0.568	16:40:49.245	
10 -	35.466	23.626	59.092 (1)	73.59		16:41:48.337	

P19 116		Gareth FAITH		Suzuki SV650 - Sitramoto			
IDEAL LAP TIME : 59.304		BEST LAP TIME : 59.807		DIFFERENCE : 0.503			
LAP	SECTOR 1	SECTOR 2	LAP TIME	MPH	DIFF	TIME OF DAY	
1 -	39.346	24.501	1:09.026	62.99	9.219	16:32:46.247	
2 -	38.065	23.628	1:01.693	70.48	1.886	16:33:47.940	
3 -	36.762	23.508	1:00.270	72.15	0.463	16:34:48.210	
4 -	36.351	23.723	1:00.074 (2)	72.38	0.267	16:35:48.284	
5 -	36.855	23.255	1:00.110	72.34	0.303	16:36:48.394	
6 -	37.263	23.441	1:00.704	71.63	0.897	16:37:49.098	
7 -	36.595	23.945	1:00.540	71.83	0.733	16:38:49.638	
8 -	37.393	24.122	1:01.515	70.69	1.708	16:39:51.153	
9 -	36.396	23.704	1:00.100 (3)	72.35	0.293	16:40:51.253	
10 -	36.049	23.758	59.807 (1)	72.71		16:41:51.060	

P20 138 SUP		Craig JARMIN		Suzuki SV650 - SK PreP			
IDEAL LAP TIME : 59.494		BEST LAP TIME : 59.945		DIFFERENCE : 0.451			
LAP	SECTOR 1	SECTOR 2	LAP TIME	MPH	DIFF	TIME OF DAY	
1 -	38.730	24.367	1:09.071	62.95	9.126	16:32:46.292	
2 -	36.837	24.118	1:00.955	71.34	1.010	16:33:47.247	
3 -	36.782	23.845	1:00.627	71.72	0.682	16:34:47.874	
4 -	36.215	24.075	1:00.290 (3)	72.12	0.345	16:35:48.164	
5 -	36.300	24.017	1:00.317	72.09	0.372	16:36:48.481	
6 -	37.442	24.208	1:01.650	70.53	1.705	16:37:50.131	
7 -	36.160	23.785	59.945 (1)	72.54		16:38:50.076	
8 -	37.411	23.906	1:01.317	70.92	1.372	16:39:51.393	
9 -	36.746	23.695	1:00.441	71.94	0.496	16:40:51.834	
10 -	35.799	24.158	59.957 (2)	72.52	0.012	16:41:51.791	

BMCRC - MRO Championships 2023 - Rnd 1 @ Brands Hatch Indy

BMCRC Thunderbike Sport & BMCRC SuperTwins

RACE 22 - SECTOR ANALYSIS



SECTOR 1 = FL to I1, SECTOR 2 = I1 to FL, DIFF = Difference To Personal Best Lap, P = Crossed Finish Line in Pit Lane, D = Time Disallowed

P21 127		John DAY		Honda VFR 750 F -			
IDEAL LAP TIME : 1:01.234		BEST LAP TIME : 1:01.480		DIFFERENCE : 0.246			
LAP	SECTOR 1	SECTOR 2	LAP TIME	MPH	DIFF	TIME OF DAY	
1 -	43.116	26.405	1:16.253	57.02	14.773	16:32:53.474	
2 -	39.411	25.358	1:04.769	67.14	3.289	16:33:58.243	
3 -	38.159	24.389	1:02.548	69.52	1.068	16:35:00.791	
4 -	38.784	24.960	1:03.744	68.21	2.264	16:36:04.535	
5 -	38.436	24.696	1:03.132	68.88	1.652	16:37:07.667	
6 -	37.604	24.293	1:01.897 (3)	70.25	0.417	16:38:09.564	
7 -	38.104	23.927	1:02.031	70.10	0.551	16:39:11.595	
8 -	37.388	24.092	1:01.480 (1)	70.73		16:40:13.075	
9 -	37.307	24.217	1:01.524 (2)	70.68	0.044	16:41:14.599	

P22 49		Oli CHAYTOR		Yamaha R6 - PearTree Racing			
IDEAL LAP TIME : 59.328		BEST LAP TIME : 59.488		DIFFERENCE : 0.160			
LAP	SECTOR 1	SECTOR 2	LAP TIME	MPH	DIFF	TIME OF DAY	
1 -	39.469	24.315	1:09.453	62.61	9.965	16:32:46.674	
2 -	37.281	23.126	1:00.407 (3)	71.98	0.919	16:33:47.081	
3 -	36.202	23.286	59.488 (1)	73.10		16:34:46.569	
4 -	36.455	23.362	59.817 (2)	72.69	0.329	16:35:46.386	

P23 77		David MAY		Suzuki 600 - Orchard cooling/ team Silver Arrows			
IDEAL LAP TIME : 1:02.970		BEST LAP TIME :		DIFFERENCE :			
LAP	SECTOR 1	SECTOR 2	LAP TIME	MPH	DIFF	TIME OF DAY	
1 -	38.898	24.072	1:06.677	65.21		16:32:43.898	

BMCRC - MRO Championships 2023 - Rnd 1 @ Brands Hatch Indy

BMCRC Thunderbike Sport & BMCRC SuperTwins

RACE 22 - BEST SECTORS

SECTOR 1			SECTOR 2			IDEAL / BEST COMPARISON						
POS	NO	NAME	TIME	NO	NAME	TIME	POS	NO	NAME	IDEAL	BEST	DIFF
									PERFECT LAP	52.432		
1	1	JAMISON	31.661	1	JAMISON	20.771	1	1	JAMISON	52.432	52.583	0.151
2	0	HILL	31.748	0	HILL	20.859	2	0	HILL	52.607	52.607	0.000
3	79	O'MARA	31.857	79	O'MARA	21.252	3	79	O'MARA	53.109	53.236	0.127
4	81	MAY	32.257	81	MAY	21.409	4	81	MAY	53.666	53.666	0.000
5	25	DAY	32.735	25	DAY	21.424	5	25	DAY	54.159	54.159	0.000
6	69	RUSSO	33.312	69	RUSSO	21.607	6	69	RUSSO	54.919	55.056	0.137
7	58	ALLEN	33.585	689	TREVEIL	21.830	7	58	ALLEN	55.584	55.584	0.000
8	994	HOWARD	33.612	97	MANN	21.843	8	139	MARLEY	55.620	55.620	0.000
9	139	MARLEY	33.715	139	MARLEY	21.905	9	97	MANN	55.631	55.930	0.299
10	97	MANN	33.788	58	ALLEN	21.999	10	994	HOWARD	55.670	55.814	0.144
11	51	FEDRICK	33.793	994	HOWARD	22.058	11	689	TREVEIL	55.896	55.984	0.088
12	22	VENN	33.984	84	BRANCO	22.072	12	84	BRANCO	56.091	56.181	0.090
13	35	STONE	34.001	89	STRILLOZZI	22.139	13	22	VENN	56.139	56.139	0.000
14	84	BRANCO	34.019	22	VENN	22.155	14	89	STRILLOZZI	56.215	56.483	0.268
15	689	TREVEIL	34.066	35	STONE	22.307	15	35	STONE	56.308	56.598	0.290
16	89	STRILLOZZI	34.076	51	FEDRICK	22.521	16	51	FEDRICK	56.314	56.314	0.000
17	27	CHAM	35.456	49	CHAYTOR	23.126	17	27	CHAM	58.735	58.999	0.264
18	44	PARKER	35.466	116	FAITH	23.255	18	44	PARKER	58.871	59.092	0.221
19	138	JARMIN	35.799	27	CHAM	23.279	19	116	FAITH	59.304	59.807	0.503
20	116	FAITH	36.049	44	PARKER	23.405	20	49	CHAYTOR	59.328	59.488	0.160
21	49	CHAYTOR	36.202	138	JARMIN	23.695	21	138	JARMIN	59.494	59.945	0.451
22	127	DAY	37.307	127	DAY	23.927	22	127	DAY	1:01.234	1:01.480	0.246
23	77	MAY	38.898	77	MAY	24.072	23	77	MAY	1:02.970		

BMCRC - MRO Championships 2023 - Rnd 1 @ Brands Hatch Indy

BMCRC Thunderbike Sport & BMCRC SuperTwins

RACE 22 - STATISTICS

Competitors Started	23
Planned Start	2023-03-12 @ 16:45:00.000
Actual Start	2023-03-12 @ 16:31:37.220
Finish Time	2023-03-12 @ 16:41:30.653
Track Length	1.2079mi.
Total Laps	230
Total Distance Covered	277.8274mi.

Session Fastest Lap History

NO	CL	NAME	LAP TIME	TIME OF DAY	LAP	VEHICLE
0		Jeremy HILL	54.893	16:33:32.135	2	Yamaha R6
1		Adam JAMISON	54.691	16:33:32.259	2	Yamaha R6
0		Jeremy HILL	53.879	16:34:26.012	3	Yamaha R6
81		Malvern MAY	53.666	16:34:27.211	3	Honda CBR600RR
0		Jeremy HILL	53.211	16:36:12.918	5	Yamaha R6
1		Adam JAMISON	52.797	16:37:06.285	6	Yamaha R6
1		Adam JAMISON	52.668	16:38:52.141	8	Yamaha R6
1		Adam JAMISON	52.585	16:39:44.724	9	Yamaha R6
1		Adam JAMISON	52.583	16:41:30.660	11	Yamaha R6

Session Leader History

NO	CL	NAME	FROM LAP	LAPS LED	DISTANCE	VEHICLE
0		Jeremy HILL	1	6	7.24 miles	Yamaha R6
1		Adam JAMISON	7	5	6.03 miles	Yamaha R6

Flag History

TYPE	TIME OF DAY
GREEN	16:31:37.220
FINISH	16:41:30.653

Flag Statistics

TYPE	COUNT	TOTAL LAPS	TOTAL TIME
Green	1	11	11:11.380
Red	0	0	0.000
Safety Car	0	0	0.000
FCY	0	0	0.000

BMCRC - MRO Championships 2023 - Rnd 1 @ Brands Hatch Indy

BMCRC Thunderbike Sport & BMCRC SuperTwins

RACE 22 - STATISTICS

CLASS :

13 Starters

Fastest Lap History

NO	NAME	LAP TIME	TIME OF DAY	LAP	VEHICLE
0	Jeremy HILL	54.893	16:33:32.135	2	Yamaha R6
1	Adam JAMISON	54.691	16:33:32.259	2	Yamaha R6
0	Jeremy HILL	53.879	16:34:26.012	3	Yamaha R6
81	Malvern MAY	53.666	16:34:27.211	3	Honda CBR600RR
0	Jeremy HILL	53.211	16:36:12.918	5	Yamaha R6
1	Adam JAMISON	52.797	16:37:06.285	6	Yamaha R6
1	Adam JAMISON	52.668	16:38:52.141	8	Yamaha R6
1	Adam JAMISON	52.585	16:39:44.724	9	Yamaha R6
1	Adam JAMISON	52.583	16:41:30.660	11	Yamaha R6

Leader History

NO	NAME	FROM LAP	LAPS LED	DISTANCE	VEHICLE
0	Jeremy HILL	1	6	7.24 miles	Yamaha R6
1	Adam JAMISON	7	5	6.03 miles	Yamaha R6

BMCRC - MRO Championships 2023 - Rnd 1 @ Brands Hatch Indy

BMCRC Thunderbike Sport & BMCRC SuperTwins

RACE 22 - STATISTICS

CLASS : R

4 Starters

Fastest Lap History

NO	NAME	LAP TIME	TIME OF DAY	LAP	VEHICLE
89	Marco STRILLOZZI	59.470	16:33:43.946	2	Yamaha R6
35	Logan STONE	58.774	16:33:44.248	2	Yamaha R6
35	Logan STONE	57.253	16:34:41.502	3	Yamaha R6
89	Marco STRILLOZZI	56.855	16:35:38.578	4	Yamaha R6
994	Adrian HOWARD	56.497	16:36:39.289	5	Suzuki GSXR 600
994	Adrian HOWARD	56.289	16:37:35.578	6	Suzuki GSXR 600
994	Adrian HOWARD	55.814	16:41:21.953	10	Suzuki GSXR 600

Leader History

NO	NAME	FROM LAP	LAPS LED	DISTANCE	VEHICLE
994	Adrian HOWARD	1	1	1.20 miles	Suzuki GSXR 600
89	Marco STRILLOZZI	2	1	1.20 miles	Yamaha R6
35	Logan STONE	3	1	1.20 miles	Yamaha R6
89	Marco STRILLOZZI	4	3	3.62 miles	Yamaha R6
35	Logan STONE	7	1	1.20 miles	Yamaha R6
89	Marco STRILLOZZI	8	2	2.41 miles	Yamaha R6
994	Adrian HOWARD	10	2	2.41 miles	Suzuki GSXR 600

BMCRC - MRO Championships 2023 - Rnd 1 @ Brands Hatch Indy

BMCRC Thunderbike Sport & BMCRC SuperTwins

RACE 22 - STATISTICS

CLASS : SUP

6 Starters

Fastest Lap History

NO	NAME	LAP TIME	TIME OF DAY	LAP	VEHICLE
79	James O'MARA	54.924	16:33:33.107	2	BMW F900R
79	James O'MARA	53.926	16:34:27.032	3	BMW F900R
79	James O'MARA	53.731	16:35:20.764	4	BMW F900R
79	James O'MARA	53.583	16:36:14.347	5	BMW F900R
79	James O'MARA	53.236	16:37:07.583	6	BMW F900R

Leader History

NO	NAME	FROM LAP	LAPS LED	DISTANCE	VEHICLE
79	James O'MARA	1	11	13.28 miles	BMW F900R



DFDS

DFDS YAMAHA PAST MASTERS



BMCRC-MRO Championships - Round 1
Brands Hatch Indy
11th / 12th March 2023



Timing & Results Provided by Timing Solutions Ltd

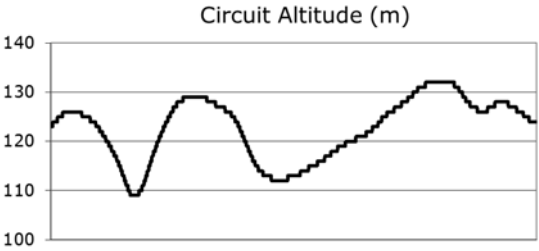
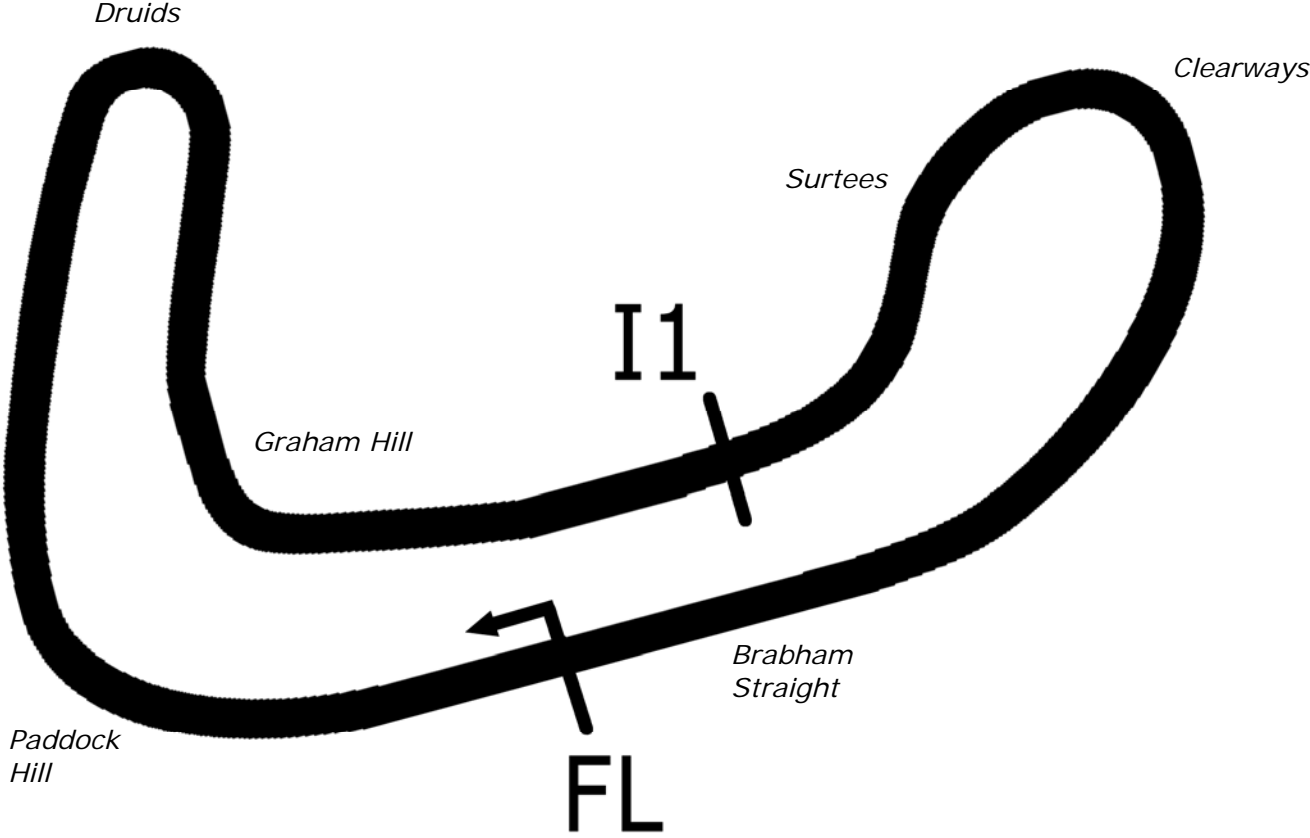
www.tsl-timing.com

Brands Hatch Indy



SPORTS TIMING

TIMING SOLUTIONS LTD



Length	1.2079 miles	1944.0 m	
FL		51.36032 N	0.26032 E
I1	1112m	51.35934 N	0.25955 E
Pit Entry	1669m	51.35911 N	0.25743 E
Pit Exit	26m after FL	51.36027 N	0.26078 E
Pit Entry–Pit Exit 277m, 16.6s @60kph, 12.4s @80kph			

All results available at www.tsl-timing.com

BMCRC - MRO Championships 2023 - Rnd 1 @ Brands Hatch Indy
DFDS Yamaha Past Masters
QUALIFYING - CLASSIFICATION

POS	NO	CL	PIC NAME	ENTRY	TIME	ON	LAPS	GAP	DIFF	MPH
1	117		1 Stuart HALL	Yamaha TZR250 -	55.065	5	5			78.97
2	75		2 Anthony JOHNSON	Yamaha TZR 250 - INTA MOTORCYCLE SERVICES I	55.167	4	5	0.102	0.102	78.82
3	51*		3 Kevin WHOLEY	Yamaha TZR - Twistgrip Motorcycles	55.563	4	5	0.498	0.396	78.26
4	74		4 Paul WHITBY	Yamaha TZR 250 - Greybridge Ltd	55.654	6	6	0.589	0.090	78.13
5	19		5 Peter BRANTON	Yamaha TZR 250 -	55.859	5	5	0.794	0.205	77.84
6	61		6 Paul WELCH	Yamaha TZR250 -	55.997	6	6	0.932	0.138	77.65
7	13		7 Doug EDMONDSON	Yamaha TZR250 - Stan Stephens Tuning	56.259	5	6	1.194	0.262	77.29
8	28		8 Liam McCARTER	Yamaha TZR - Katie McCarter	56.727	5	5	1.662	0.468	76.65
9	15		9 Billy PERKINS	Yamaha TZR 250 - Ashford tarmac / Barking mad abou	56.749	5	5	1.684	0.022	76.62
10	8		10 David BALL	Yamaha TZR250 - Gardiner Page and Roe pension co	57.734	4	5	2.669	0.985	75.32
11	26	C	1 Damian LEE	Yamaha TZR250 - Leed Autos	57.774	5	5	2.709	0.040	75.26
12	60	C	2 Danny GOUGH	Yamaha TZR 250 - G Force Motorcycles	57.957	5	6	2.892	0.183	75.03
13	27		11 Richard HAYWARD	Yamaha TZR - GForce/Hayward R Ltd/SnapOn	58.071	4	6	3.006	0.114	74.88
14	72		12 John HAMILTON	Yamaha TZR250 - LW Racing	58.455	4	5	3.390	0.384	74.39
15	29		13 Derek CRIPPS	Yamaha TZR - Kelly Cripps - Team FBR	58.466	3	5	3.401	0.011	74.37
16	333	C	3 Mark STUBBERFIELD	Yamaha TZR250 - Polished concrete London	58.876	6	6	3.811	0.410	73.86
17	70		14 Andrew BURSCOUGH	Yamaha YPVS 350 - Mad biker designs/Martitanium	59.633	5	5	4.568	0.757	72.92
18	100	C	4 Darren CONNEELY	Yamaha TZR 250 - www.ypmrc.co.uk	1:00.218	3	6	5.153	0.585	72.21
19	162		15 Darren COOPER	Yamaha TZR250 - Twistgrip Motorcycles	1:00.484	4	5	5.419	0.266	71.89
20	46	C	5 Kevin MARSHALL	Yamaha TZR250 - Stacey Processing	1:00.543	5	6	5.478	0.059	71.82
21	62	C	6 David PATERSON	Yamaha TZR 250 - The love of a good woman	1:01.602	6	6	6.537	1.059	70.59
22	69	C	7 Mark ELLERAY	Yamaha TZR250 - Abbot Solutions Ltd	1:01.615	4	4	6.550	0.013	70.57
23	22		16 Rik BALLERINI	Yamaha TZR 250 - SCLS LTD, CAMBRIDGE MC, GE	1:02.541	1	3	7.476	0.926	69.53
24	47	R	1 Roy ALDERSLADE	Yamaha TZR250 -	1:03.486	3	3	8.421	0.945	68.49
25	199		17 Michael FROST	Yamaha TZR250 -	1:04.557	1	1	9.492	1.071	67.36
26	99	C	8 Paul FIRTH	Yamaha TZR250 - Joanne Porter	1:05.405	4	5	10.340	0.848	66.48
27	67		18 Mark BAILEY	Yamaha TZR - Elite Air conditioning Ltd. Hydroflow plur	1:06.747	3	3	11.682	1.342	65.15
28	71	R	2 Tess BICKERSTAFF	Yamaha TZR250 - Len Whalin	1:08.504	4	4	13.439	1.757	63.47

* No. 51 - Please fit a working transponder

Weather / Track : Cloudy / Dry

These results are provisional until the conclusion of any judicial and technical matters.

Brands Hatch Indy: 1.2079 miles
Date: 11/03/2023 Start: 10:17 Finish: 10:26

Clerk Of Course :	Stewards :	Timekeeper : <i>Craig Smith</i>
-------------------	------------	------------------------------------

Results can be found at www.tsl-timing.com

Printed - 10:27 Saturday, 11 March 2023



BMCRC - MRO Championships 2023 - Rnd 1 @ Brands Hatch Indy

DFDS Yamaha Past Masters

QUALIFYING - SECTOR ANALYSIS



SECTOR 1 = FL to I1, SECTOR 2 = I1 to FL, DIFF = Difference To Personal Best Lap, P = Crossed Finish Line in Pit Lane, D = Time Disallowed

P1 117		Stuart HALL		Yamaha TZR250 -		
IDEAL LAP TIME : 55.065		BEST LAP TIME : 55.065		DIFFERENCE : 0.000		
LAP	SECTOR 1	SECTOR 2	LAP TIME	MPH	DIFF	TIME OF DAY
1 -	OUTLAP	23.915	1:03.835	68.12	8.770	10:20:13.908
2 -	34.677	22.856	57.533	75.58	2.468	10:21:11.441
3 -	34.060	22.473	56.533 (3)	76.92	1.468	10:22:07.974
4 -	34.072	22.197	56.269 (2)	77.28	1.204	10:23:04.243
5 -	32.977	22.088	55.065 (1)	78.97		10:23:59.308

P2 75		Anthony JOHNSON		Yamaha TZR 250 - INTA MOTORCYCLE SERVICES LTD		
IDEAL LAP TIME : 55.167		BEST LAP TIME : 55.167		DIFFERENCE : 0.000		
LAP	SECTOR 1	SECTOR 2	LAP TIME	MPH	DIFF	TIME OF DAY
1 -	OUTLAP	24.302	1:05.541	66.34	10.374	10:20:35.404
2 -	33.339	22.340	55.679 (2)	78.10	0.512	10:21:31.083
3 -	34.458	22.898	57.356 (3)	75.81	2.189	10:22:28.439
4 -	32.859	22.308	55.167 (1)	78.82		10:23:23.606
5 -	33.502	24.197	57.699	75.36	2.532	10:24:21.305

P3 51		Kevin WHOLEY		Yamaha TZR - Twistgrip Motorcycles		
IDEAL LAP TIME :		BEST LAP TIME : 55.563		DIFFERENCE :		
LAP	SECTOR 1	SECTOR 2	LAP TIME	MPH	DIFF	TIME OF DAY
1 -			58.869	73.86	3.306	10:20:50.834
2 -			56.890	76.43	1.327	10:21:47.725
3 -			55.846 (2)	77.86	0.283	10:22:43.571
4 -			55.563 (1)	78.26		10:23:39.135
5 -			55.987 (3)	77.67	0.423	10:24:35.122

P4 74		Paul WHITBY		Yamaha TZR 250 - Greybridge Ltd		
IDEAL LAP TIME : 55.631		BEST LAP TIME : 55.654		DIFFERENCE : 0.023		
LAP	SECTOR 1	SECTOR 2	LAP TIME	MPH	DIFF	TIME OF DAY
1 -	36.871	23.888	1:00.759	71.57	5.105	10:19:52.752
2 -	35.051	23.020	58.071	74.88	2.417	10:20:50.823
3 -	34.194	22.592	56.786	76.57	1.132	10:21:47.609
4 -	33.372	22.576	55.948 (2)	77.72	0.294	10:22:43.557
5 -	33.934	22.344	56.278 (3)	77.27	0.624	10:23:39.835
6 -	33.287	22.367	55.654 (1)	78.13		10:24:35.489

P5 19		Peter BRANTON		Yamaha TZR 250 -		
IDEAL LAP TIME : 55.859		BEST LAP TIME : 55.859		DIFFERENCE : 0.000		
LAP	SECTOR 1	SECTOR 2	LAP TIME	MPH	DIFF	TIME OF DAY
1 -	35.778	22.947	58.725 (3)	74.05	2.866	10:19:43.310
2 -	34.640	22.800	57.440 (2)	75.70	1.581	10:20:40.750
3 -	34.213	IN PIT	1:50.016 P	39.52	54.157	10:22:30.766
4 -	OUTLAP	22.206	1:01.049	71.23	5.190	10:23:31.815
5 -	33.732	22.127	55.859 (1)	77.84		10:24:27.674

P6 61		Paul WELCH		Yamaha TZR250 -		
IDEAL LAP TIME : 55.997		BEST LAP TIME : 55.997		DIFFERENCE : 0.000		
LAP	SECTOR 1	SECTOR 2	LAP TIME	MPH	DIFF	TIME OF DAY
1 -	36.147	22.867	59.014	73.68	3.017	10:19:43.407
2 -	34.775	22.691	57.466	75.67	1.469	10:20:40.873
3 -	34.208	22.788	56.996 (3)	76.29	0.999	10:21:37.869
4 -	34.082	22.491	56.573 (2)	76.86	0.576	10:22:34.442
5 -	34.512	22.490	57.002	76.28	1.005	10:23:31.444
6 -	33.616	22.381	55.997 (1)	77.65		10:24:27.441

BMCRC - MRO Championships 2023 - Rnd 1 @ Brands Hatch Indy

DFDS Yamaha Past Masters

QUALIFYING - SECTOR ANALYSIS



SECTOR 1 = FL to I1, SECTOR 2 = I1 to FL, DIFF = Difference To Personal Best Lap, P = Crossed Finish Line in Pit Lane, D = Time Disallowed

P7 13		Doug EDMONDSON		Yamaha TZR250 - Stan Stephens Tuning			
IDEAL LAP TIME : 55.717		BEST LAP TIME : 56.259		DIFFERENCE : 0.542			
LAP	SECTOR 1	SECTOR 2	LAP TIME	MPH	DIFF	TIME OF DAY	
1 -	37.852	24.263	1:02.115	70.00	5.856	10:19:27.371	
2 -	35.001	23.373	58.374	74.49	2.115	10:20:25.745	
3 -	34.408	23.797	58.205	74.71	1.946	10:21:23.950	
4 -	33.631	22.653	56.284 (2)	77.26	0.025	10:22:20.234	
5 -	33.622	22.637	56.259 (1)	77.29		10:23:16.493	
6 -	34.004	22.884	56.888 (3)	76.44	0.629	10:24:13.381	

P8 28		Liam McCARTER		Yamaha TZR - Katie McCarter			
IDEAL LAP TIME : 56.236		BEST LAP TIME : 56.727		DIFFERENCE : 0.491			
LAP	SECTOR 1	SECTOR 2	LAP TIME	MPH	DIFF	TIME OF DAY	
1 -	OUTLAP	24.043	1:04.001	67.94	7.274	10:20:08.770	
2 -	36.047	23.530	59.577	72.99	2.850	10:21:08.347	
3 -	34.811	23.229	58.040 (3)	74.92	1.313	10:22:06.387	
4 -	34.536	22.877	57.413 (2)	75.74	0.686	10:23:03.800	
5 -	34.067	22.660	56.727 (1)	76.65		10:24:00.527	

P9 15		Billy PERKINS		Yamaha TZR 250 - Ashford tarmac / Barking mad about Animals			
IDEAL LAP TIME : 56.749		BEST LAP TIME : 56.749		DIFFERENCE : 0.000			
LAP	SECTOR 1	SECTOR 2	LAP TIME	MPH	DIFF	TIME OF DAY	
1 -	OUTLAP	24.684	1:07.097	64.81	10.348	10:20:40.112	
2 -	35.585	23.286	58.871	73.86	2.122	10:21:38.983	
3 -	34.346	23.107	57.453 (2)	75.68	0.704	10:22:36.436	
4 -	34.838	23.861	58.699 (3)	74.08	1.950	10:23:35.135	
5 -	34.085	22.664	56.749 (1)	76.62		10:24:31.884	

P10 8		David BALL		Yamaha TZR250 - Gardiner Page and Roe pension consultants			
IDEAL LAP TIME : 57.166		BEST LAP TIME : 57.734		DIFFERENCE : 0.568			
LAP	SECTOR 1	SECTOR 2	LAP TIME	MPH	DIFF	TIME OF DAY	
1 -	OUTLAP	23.791	1:03.218	68.78	5.484	10:20:04.063	
2 -	35.354	23.536	58.890 (3)	73.84	1.156	10:21:02.953	
3 -	35.748	23.661	59.409	73.19	1.675	10:22:02.362	
4 -	34.430	23.304	57.734 (1)	75.32		10:23:00.096	
5 -	34.484	23.544	58.028 (2)	74.93	0.294	10:23:58.124	

P11 26 C		Damian LEE		Yamaha TZR250 - Leed Autos			
IDEAL LAP TIME : 57.505		BEST LAP TIME : 57.774		DIFFERENCE : 0.269			
LAP	SECTOR 1	SECTOR 2	LAP TIME	MPH	DIFF	TIME OF DAY	
1 -	OUTLAP	24.532	1:06.953	64.95	9.179	10:20:14.066	
2 -	35.079	23.366	58.445 (3)	74.40	0.671	10:21:12.511	
3 -	35.304	23.435	58.739	74.03	0.965	10:22:11.250	
4 -	34.235	23.943	58.178 (2)	74.74	0.404	10:23:09.428	
5 -	34.504	23.270	57.774 (1)	75.26		10:24:07.202	

P12 60 C		Danny GOUGH		Yamaha TZR 250 - G Force Motorcycles			
IDEAL LAP TIME : 57.957		BEST LAP TIME : 57.957		DIFFERENCE : 0.000			
LAP	SECTOR 1	SECTOR 2	LAP TIME	MPH	DIFF	TIME OF DAY	
1 -	41.155	24.226	1:05.381	66.51	7.424	10:19:26.411	
2 -	36.025	24.591	1:00.616	71.74	2.659	10:20:27.027	
3 -	35.217	23.490	58.707 (2)	74.07	0.750	10:21:25.734	
4 -	35.673	23.923	59.596	72.96	1.639	10:22:25.330	
5 -	34.909	23.048	57.957 (1)	75.03		10:23:23.287	
6 -	35.629	23.086	58.715 (3)	74.06	0.758	10:24:22.002	

BMCRC - MRO Championships 2023 - Rnd 1 @ Brands Hatch Indy

DFDS Yamaha Past Masters

QUALIFYING - SECTOR ANALYSIS



SECTOR 1 = FL to I1, SECTOR 2 = I1 to FL, DIFF = Difference To Personal Best Lap, P = Crossed Finish Line in Pit Lane, D = Time Disallowed

P13 27		Richard HAYWARD		Yamaha TZR - GForce/Hayward R Ltd/SnapOn			
IDEAL LAP TIME : 57.656		BEST LAP TIME : 58.071		DIFFERENCE : 0.415			
LAP	SECTOR 1	SECTOR 2	LAP TIME	MPH	DIFF	TIME OF DAY	
1 -	41.726	25.248	1:06.974	64.92	8.903	10:19:27.628	
2 -	35.616	23.972	59.588	72.97	1.517	10:20:27.216	
3 -	35.441	23.233	58.674 (3)	74.11	0.603	10:21:25.890	
4 -	34.954	23.117	58.071 (1)	74.88		10:22:23.961	
5 -	35.390	22.871	58.261 (2)	74.64	0.190	10:23:22.222	
6 -	34.785	24.209	58.994	73.71	0.923	10:24:21.216	

P14 72		John HAMILTON		Yamaha TZR250 - LW Racing			
IDEAL LAP TIME : 58.232		BEST LAP TIME : 58.455		DIFFERENCE : 0.223			
LAP	SECTOR 1	SECTOR 2	LAP TIME	MPH	DIFF	TIME OF DAY	
1 -	OUTLAP	24.523	1:05.459	66.43	7.004	10:19:55.485	
2 -	35.973	23.712	59.685 (3)	72.85	1.230	10:20:55.170	
3 -	38.134	23.375	1:01.509	70.69	3.054	10:21:56.679	
4 -	35.120	23.335	58.455 (1)	74.39		10:22:55.134	
5 -	35.141	23.428	58.569 (2)	74.24	0.114	10:23:53.703	

P15 29		Derek CRIPPS		Yamaha TZR - Kelly Cripps - Team FBR			
IDEAL LAP TIME : 57.675		BEST LAP TIME : 58.466		DIFFERENCE : 0.791			
LAP	SECTOR 1	SECTOR 2	LAP TIME	MPH	DIFF	TIME OF DAY	
1 -	OUTLAP	25.145	1:08.064	63.88	9.598	10:20:14.220	
2 -	36.516	23.850	1:00.366	72.03	1.900	10:21:14.586	
3 -	35.171	23.295	58.466 (1)	74.37		10:22:13.052	
4 -	35.161	23.658	58.819 (2)	73.93	0.353	10:23:11.871	
5 -	35.884	23.246	59.130 (3)	73.54	0.664	10:24:11.001	

P16 333 C		Mark STUBBERFIELD		Yamaha TZR250 - Polished concrete London			
IDEAL LAP TIME : 58.876		BEST LAP TIME : 58.876		DIFFERENCE : 0.000			
LAP	SECTOR 1	SECTOR 2	LAP TIME	MPH	DIFF	TIME OF DAY	
1 -	41.151	24.434	1:05.585	66.30	6.709	10:19:21.909	
2 -	37.145	24.078	1:01.223	71.02	2.347	10:20:23.132	
3 -	36.821	24.188	1:01.009	71.27	2.133	10:21:24.141	
4 -	35.786	23.614	59.400 (2)	73.20	0.524	10:22:23.541	
5 -	36.063	23.417	59.480 (3)	73.11	0.604	10:23:23.021	
6 -	35.530	23.346	58.876 (1)	73.86		10:24:21.897	

P17 70		Andrew BURSCOUGH		Yamaha YPVS 350 - Mad biker designs/Martitanium			
IDEAL LAP TIME : 58.570		BEST LAP TIME : 59.633		DIFFERENCE : 1.063			
LAP	SECTOR 1	SECTOR 2	LAP TIME	MPH	DIFF	TIME OF DAY	
1 -	OUTLAP	23.668	1:05.724	66.16	6.091	10:20:19.293	
2 -	36.239	23.732	59.971 (3)	72.51	0.338	10:21:19.264	
3 -	36.782	23.128	59.910 (2)	72.58	0.277	10:22:19.174	
4 -	37.378	24.182	1:01.560	70.64	1.927	10:23:20.734	
5 -	35.442	24.191	59.633 (1)	72.92		10:24:20.367	

P18 100 C		Darren CONNEELY		Yamaha TZR 250 - www.ypmrc.co.uk			
IDEAL LAP TIME : 1:00.154		BEST LAP TIME : 1:00.218		DIFFERENCE : 0.064			
LAP	SECTOR 1	SECTOR 2	LAP TIME	MPH	DIFF	TIME OF DAY	
1 -	38.067	25.089	1:03.156	68.85	2.938	10:19:33.819	
2 -	36.866	24.306	1:01.172	71.08	0.954	10:20:34.991	
3 -	36.258	23.960	1:00.218 (1)	72.21		10:21:35.209	
4 -	36.264	23.963	1:00.227 (2)	72.20	0.009	10:22:35.436	
5 -	36.194	24.936	1:01.130 (3)	71.13	0.912	10:23:36.566	
6 -	37.096	24.707	1:01.803	70.36	1.585	10:24:38.369	

BMCR - MRO Championships 2023 - Rnd 1 @ Brands Hatch Indy

DFDS Yamaha Past Masters

QUALIFYING - SECTOR ANALYSIS



SECTOR 1 = FL to I1, SECTOR 2 = I1 to FL, DIFF = Difference To Personal Best Lap, P = Crossed Finish Line in Pit Lane, D = Time Disallowed

P19 162		Darren COOPER		Yamaha TZR250 - Twistgrip Motorcycles			
IDEAL LAP TIME : 1:00.375		BEST LAP TIME : 1:00.484		DIFFERENCE : 0.109			
LAP	SECTOR 1	SECTOR 2	LAP TIME	MPH	DIFF	TIME OF DAY	
1 -	OUTLAP	25.169	1:06.678	65.21	6.194	10:20:06.613	
2 -	38.221	24.868	1:03.089	68.92	2.605	10:21:09.702	
3 -	37.597	25.043	1:02.640 (3)	69.42	2.156	10:22:12.342	
4 -	36.447	24.037	1:00.484 (1)	71.89		10:23:12.826	
5 -	36.663	24.130	1:00.793 (2)	71.53	0.309	10:24:13.619	

P20 46 C		Kevin MARSHALL		Yamaha TZR250 - Stacey Processing			
IDEAL LAP TIME : 1:00.139		BEST LAP TIME : 1:00.543		DIFFERENCE : 0.404			
LAP	SECTOR 1	SECTOR 2	LAP TIME	MPH	DIFF	TIME OF DAY	
1 -	41.307	26.300	1:07.607	64.32	7.064	10:19:17.912	
2 -	38.819	25.183	1:04.002	67.94	3.459	10:20:21.914	
3 -	37.361	24.948	1:02.309 (3)	69.79	1.766	10:21:24.223	
4 -	36.986	24.184	1:01.170 (2)	71.09	0.627	10:22:25.393	
5 -	35.955	24.588	1:00.543 (1)	71.82		10:23:25.936	
6 -	36.801	25.568	1:02.369	69.72	1.826	10:24:28.305	

P21 62 C		David PATERSON		Yamaha TZR 250 - The love of a good woman			
IDEAL LAP TIME : 1:01.602		BEST LAP TIME : 1:01.602		DIFFERENCE : 0.000			
LAP	SECTOR 1	SECTOR 2	LAP TIME	MPH	DIFF	TIME OF DAY	
1 -	41.694	25.614	1:07.308	64.60	5.706	10:19:23.439	
2 -	38.751	24.792	1:03.543	68.43	1.941	10:20:26.982	
3 -	38.505	25.041	1:03.546	68.43	1.944	10:21:30.528	
4 -	37.991	24.602	1:02.593 (2)	69.47	0.991	10:22:33.121	
5 -	37.962	24.956	1:02.918 (3)	69.11	1.316	10:23:36.039	
6 -	37.251	24.351	1:01.602 (1)	70.59		10:24:37.641	

P22 69 C		Mark ELLERAY		Yamaha TZR250 - Abbot Solutions Ltd			
IDEAL LAP TIME : 1:01.065		BEST LAP TIME : 1:01.615		DIFFERENCE : 0.550			
LAP	SECTOR 1	SECTOR 2	LAP TIME	MPH	DIFF	TIME OF DAY	
1 -	40.523	25.020	1:05.543	66.34	3.928	10:19:21.020	
2 -	38.166	24.535	1:02.701 (3)	69.35	1.086	10:20:23.721	
3 -	37.616	24.249	1:01.865 (2)	70.29	0.250	10:21:25.586	
4 -	37.476	24.139	1:01.615 (1)	70.57		10:22:27.201	

P23 22		Rik BALLERINI		Yamaha TZR 250 - SCLS LTD, CAMBRIDGE MC, GECKO RAC			
IDEAL LAP TIME : 57.248		BEST LAP TIME : 1:02.541		DIFFERENCE : 5.293			
LAP	SECTOR 1	SECTOR 2	LAP TIME	MPH	DIFF	TIME OF DAY	
1 -	38.881	23.660	1:02.541 (1)	69.53		10:19:52.803	
2 -	45.472	IN PIT	2:59.842 P	24.18	1:57.301	10:22:52.645	
3 -	OUTLAP	23.650	1:05.452	66.43	2.911	10:23:58.097	

P24 47 R		Roy ALDERSLADE		Yamaha TZR250 -			
IDEAL LAP TIME : 1:02.234		BEST LAP TIME : 1:03.486		DIFFERENCE : 1.252			
LAP	SECTOR 1	SECTOR 2	LAP TIME	MPH	DIFF	TIME OF DAY	
1 -	OUTLAP	27.928	1:17.961	55.77	14.475	10:22:02.962	
2 -	41.198	26.003	1:07.201 (2)	64.71	3.715	10:23:10.163	
3 -	38.361	25.125	1:03.486 (1)	68.49		10:24:13.649	

P25 199		Michael FROST		Yamaha TZR250 -			
IDEAL LAP TIME : 1:03.299		BEST LAP TIME : 1:04.557		DIFFERENCE : 1.258			
LAP	SECTOR 1	SECTOR 2	LAP TIME	MPH	DIFF	TIME OF DAY	
1 -	39.638	24.919	1:04.557 (1)	67.36		10:19:21.094	

BMCRC - MRO Championships 2023 - Rnd 1 @ Brands Hatch Indy

DFDS Yamaha Past Masters

QUALIFYING - SECTOR ANALYSIS



SECTOR 1 = FL to I1, SECTOR 2 = I1 to FL, DIFF = Difference To Personal Best Lap, P = Crossed Finish Line in Pit Lane, D = Time Disallowed

P26 99 C		Paul FIRTH		Yamaha TZR250 - Joanne Porter			
IDEAL LAP TIME : 1:04.947		BEST LAP TIME : 1:05.405		DIFFERENCE : 0.458			
LAP	SECTOR 1	SECTOR 2	LAP TIME	MPH	DIFF	TIME OF DAY	
1 -	44.018	27.339	1:11.357	60.94	5.952	10:20:04.294	
2 -	41.042	26.466	1:07.508	64.41	2.103	10:21:11.802	
3 -	39.621	26.070	1:05.691 (3)	66.19	0.286	10:22:17.493	
4 -	39.749	25.656	1:05.405 (1)	66.48		10:23:22.898	
5 -	39.291	26.216	1:05.507 (2)	66.38	0.102	10:24:28.405	

P27 67		Mark BAILEY		Yamaha TZR - Elite Air conditioning Ltd. Hydroflow plumbing ltd			
IDEAL LAP TIME : 1:05.702		BEST LAP TIME : 1:06.747		DIFFERENCE : 1.045			
LAP	SECTOR 1	SECTOR 2	LAP TIME	MPH	DIFF	TIME OF DAY	
1 -	OUTLAP	27.762	1:18.177	55.62	11.430	10:22:02.272	
2 -	41.560	26.236	1:07.796 (2)	64.14	1.049	10:23:10.068	
3 -	40.945	25.802	1:06.747 (1)	65.15		10:24:16.815	

P28 71 R		Tess BICKERSTAFF		Yamaha TZR250 - Len Whalin			
IDEAL LAP TIME : 1:08.504		BEST LAP TIME : 1:08.504		DIFFERENCE : 0.000			
LAP	SECTOR 1	SECTOR 2	LAP TIME	MPH	DIFF	TIME OF DAY	
1 -	OUTLAP	28.482	1:18.022	55.73	9.518	10:20:49.795	
2 -	45.144	27.677	1:12.821 (3)	59.71	4.317	10:22:02.616	
3 -	42.971	27.706	1:10.677 (2)	61.52	2.173	10:23:13.293	
4 -	41.358	27.146	1:08.504 (1)	63.47		10:24:21.797	

BMCRC - MRO Championships 2023 - Rnd 1 @ Brands Hatch Indy

DFDS Yamaha Past Masters

QUALIFYING - BEST SECTORS

SECTOR 1			SECTOR 2			IDEAL / BEST COMPARISON						
POS	NO	NAME	TIME	NO	NAME	TIME	POS	NO	NAME	IDEAL	BEST	DIFF
									PERFECT LAP	54.947		
1	75	JOHNSON	32.859	117	HALL	22.088	1	117	HALL	55.065	55.065	0.000
2	117	HALL	32.977	19	BRANTON	22.127	2	75	JOHNSON	55.167	55.167	0.000
3	13	EDMONDSON	33.080	75	JOHNSON	22.308	3	74	WHITBY	55.631	55.654	0.023
4	74	WHITBY	33.287	74	WHITBY	22.344	4	13	EDMONDSON	55.717	56.259	0.542
5	28	McCARTER	33.576	61	WELCH	22.381	5	19	BRANTON	55.859	55.859	0.000
6	61	WELCH	33.616	13	EDMONDSON	22.637	6	61	WELCH	55.997	55.997	0.000
7	19	BRANTON	33.732	28	McCARTER	22.660	7	28	McCARTER	56.236	56.727	0.491
8	15	PERKINS	34.085	15	PERKINS	22.664	8	15	PERKINS	56.749	56.749	0.000
9	26	LEE	34.235	8	BALL	22.736	9	8	BALL	57.166	57.734	0.568
10	29	CRIPPS	34.429	22	BALLERINI	22.781	10	22	BALLERINI	57.248	1:02.541	5.293
11	8	BALL	34.430	27	HAYWARD	22.871	11	26	LEE	57.505	57.774	0.269
12	22	BALLERINI	34.467	60	GOUGH	23.048	12	27	HAYWARD	57.656	58.071	0.415
13	27	HAYWARD	34.785	72	HAMILTON	23.112	13	29	CRIPPS	57.675	58.466	0.791
14	60	GOUGH	34.909	70	BURSCOUGH	23.128	14	60	GOUGH	57.957	57.957	0.000
15	72	HAMILTON	35.120	29	CRIPPS	23.246	15	72	HAMILTON	58.232	58.455	0.223
16	70	BURSCOUGH	35.442	26	LEE	23.270	16	70	BURSCOUGH	58.570	59.633	1.063
17	333	STUBBERFIELD	35.530	333	STUBBERFIELD	23.346	17	333	STUBBERFIELD	58.876	58.876	0.000
18	46	MARSHALL	35.955	100	CONNELY	23.960	18	46	MARSHALL	1:00.139	1:00.543	0.404
19	100	CONNELY	36.194	162	COOPER	24.037	19	100	CONNELY	1:00.154	1:00.218	0.064
20	162	COOPER	36.338	69	ELLERAY	24.139	20	162	COOPER	1:00.375	1:00.484	0.109
21	69	ELLERAY	36.926	46	MARSHALL	24.184	21	69	ELLERAY	1:01.065	1:01.615	0.550
22	47	ALDERSLADE	37.109	62	PATERSON	24.351	22	62	PATERSON	1:01.602	1:01.602	0.000
23	62	PATERSON	37.251	199	FROST	24.919	23	47	ALDERSLADE	1:02.234	1:03.486	1.252
24	199	FROST	38.380	47	ALDERSLADE	25.125	24	199	FROST	1:03.299	1:04.557	1.258
25	99	FIRTH	39.291	99	FIRTH	25.656	25	99	FIRTH	1:04.947	1:05.405	0.458
26	67	BAILEY	39.900	67	BAILEY	25.802	26	67	BAILEY	1:05.702	1:06.747	1.045
27	71	BICKERSTAFF	41.358	71	BICKERSTAFF	27.146	27	71	BICKERSTAFF	1:08.504	1:08.504	0.000
28							28	51	WHOLEY		55.563	

BMCRC - MRO Championships 2023 - Rnd 1 @ Brands Hatch Indy

DFDS Yamaha Past Masters

QUALIFYING - STATISTICS

Competitors Started	28
Planned Start	2023-03-11 @ 10:25:00.000
Actual Start	2023-03-11 @ 10:17:47.616
Finish Time	2023-03-11 @ 10:26:52.114
Track Length	1.2079mi.
Total Laps	137
Total Distance Covered	165.4885mi.

Session Fastest Lap History

NO	CL	NAME	LAP TIME	TIME OF DAY	LAP	VEHICLE
46	C	Kevin MARSHALL	1:07.607	10:19:17.940	1	Yamaha TZR250
69	C	Mark ELLERAY	1:05.543	10:19:21.053	1	Yamaha TZR250
199		Michael FROST	1:04.557	10:19:21.094	1	Yamaha TZR250
13		Doug EDMONDSON	1:02.115	10:19:27.392	1	Yamaha TZR250
19		Peter BRANTON	58.725	10:19:43.337	1	Yamaha TZR 250
13		Doug EDMONDSON	58.374	10:20:25.763	2	Yamaha TZR250
19		Peter BRANTON	57.440	10:20:40.777	2	Yamaha TZR 250
75		Anthony JOHNSON	55.679	10:21:31.096	2	Yamaha TZR 250
75		Anthony JOHNSON	55.167	10:23:23.618	4	Yamaha TZR 250
117		Stuart HALL	55.065	10:23:59.336	5	Yamaha TZR250

Flag History

TYPE	TIME OF DAY
GREEN	10:17:47.616
RED	10:24:47.242
FINISH	10:26:52.114

Flag Statistics

TYPE	COUNT	TOTAL LAPS	TOTAL TIME
Green	1	6	6:59.625
Red	1	0	2:04.871
Safety Car	0	0	0.000
FCY	0	0	0.000

BMCRC - MRO Championships 2023 - Rnd 1 @ Brands Hatch Indy

DFDS Yamaha Past Masters

QUALIFYING - STATISTICS

CLASS :

18 Starters

Fastest Lap History

NO	NAME	LAP TIME	TIME OF DAY	LAP	VEHICLE
199	Michael FROST	1:04.557	10:19:21.094	1	Yamaha TZR250
13	Doug EDMONDSON	1:02.115	10:19:27.392	1	Yamaha TZR250
19	Peter BRANTON	58.725	10:19:43.337	1	Yamaha TZR 250
13	Doug EDMONDSON	58.374	10:20:25.763	2	Yamaha TZR250
19	Peter BRANTON	57.440	10:20:40.777	2	Yamaha TZR 250
75	Anthony JOHNSON	55.679	10:21:31.096	2	Yamaha TZR 250
75	Anthony JOHNSON	55.167	10:23:23.618	4	Yamaha TZR 250
117	Stuart HALL	55.065	10:23:59.336	5	Yamaha TZR250

BMCRC - MRO Championships 2023 - Rnd 1 @ Brands Hatch Indy

DFDS Yamaha Past Masters

QUALIFYING - STATISTICS

CLASS : C

8 Starters

Fastest Lap History

NO	NAME	LAP TIME	TIME OF DAY	LAP	VEHICLE
46	Kevin MARSHALL	1:07.607	10:19:17.940	1	Yamaha TZR250
69	Mark ELLERAY	1:05.543	10:19:21.053	1	Yamaha TZR250
60	Danny GOUGH	1:05.381	10:19:26.437	1	Yamaha TZR 250
100	Darren CONNEELY	1:03.156	10:19:33.856	1	Yamaha TZR 250
333	Mark STUBBERFIELD	1:01.223	10:20:23.160	2	Yamaha TZR250
60	Danny GOUGH	1:00.616	10:20:27.027	2	Yamaha TZR 250
26	Damian LEE	58.445	10:21:12.522	2	Yamaha TZR250
26	Damian LEE	58.178	10:23:09.440	4	Yamaha TZR250
60	Danny GOUGH	57.957	10:23:23.312	5	Yamaha TZR 250
26	Damian LEE	57.774	10:24:07.214	5	Yamaha TZR250

BMCRC - MRO Championships 2023 - Rnd 1 @ Brands Hatch Indy

DFDS Yamaha Past Masters

QUALIFYING - STATISTICS

CLASS : R

2 Starters

Fastest Lap History

NO	NAME	LAP TIME	TIME OF DAY	LAP	VEHICLE
71	Tess BICKERSTAFF	1:12.821	10:22:02.652	2	Yamaha TZR250
47	Roy ALDERSLADE	1:07.201	10:23:10.173	2	Yamaha TZR250
47	Roy ALDERSLADE	1:03.486	10:24:13.649	3	Yamaha TZR250

BMCRC - MRO Championships 2023 - Rnd 1 @ Brands Hatch Indy
DFDS Yamaha Past Masters
RACE 7 - GRID (9 Laps)

ROW 11	33		32		31	73 Colvin TURNER	
ROW 10	30	42 Martin PEARSON	29	4 Denis HALIL	28	71 Tess BICKERSTAFF 1:08.504	
ROW 9		27	67 Mark BAILEY 1:06.747	26	99 Paul FIRTH 1:05.405	25	199 Michael FROST 1:04.557
ROW 8	24	47 Roy ALDERSLADE 1:03.486	23	22 Rik BALLERINI 1:02.541	22	69 Mark ELLERAY 1:01.615	
ROW 7		21	62 David PATERSON 1:01.602	20	46 Kevin MARSHALL 1:00.543	19	162 Darren COOPER 1:00.484
ROW 6	18	100 Darren CONNEELY 1:00.218	17	70 Andrew BURSCOUGH 59.633	16	333 Mark STUBBERFIELD 58.876	
ROW 5		15	29 Derek CRIPPS 58.466	14	72 John HAMILTON 58.455	13	27 Richard HAYWARD 58.071
ROW 4	12	60 Danny GOUGH 57.957	11	26 Damian LEE 57.774	10	8 David BALL 57.734	
ROW 3		9	15 Billy PERKINS 56.749	8	28 Liam McCARTER 56.727	7	13 Doug EDMONDSON 56.259
ROW 2	6	61 Paul WELCH 55.997	5	19 Peter BRANTON 55.859	4	74 Paul WHITBY 55.654	
ROW 1		3	51 Kevin WHOLEY 55.563	2	75 Anthony JOHNSON 55.167	1	117 Stuart HALL 55.065
Pole							

Brands Hatch Indy: 1.2079 miles

These results are provisional until the conclusion of any judicial and technical matters.

Clerk Of Course :	Stewards :	Timekeeper : Craig Smith
-------------------	------------	--------------------------

 Results can be found at www.tsl-timing.com

Printed - 10:28 Saturday, 11 March 2023



BMCRC - MRO Championships 2023 - Rnd 1 @ Brands Hatch Indy
DFDS Yamaha Past Masters
RACE 7 - CLASSIFICATION - AMENDED

POS	NO	CL	PIC NAME	ENTRY	LAPS	TIME	GAP	DIFF	MPH	BEST	ON
1	75		1 Anthony JOHNSON	Yamaha TZR 250 - INTA MOTORCYCLE SERVICE	9	8:11.020			79.70	53.178	9
2	51		2 Kevin WHOLEY	Yamaha TZR - Twistgrip Motorcycles	9	8:12.414	1.394	1.394	79.48	53.290	3
3	13		3 Doug EDMONDSON	Yamaha TZR250 - Stan Stephens Tuning	9	8:12.820	1.800	0.406	79.41	53.786	6
4	117		4 Stuart HALL	Yamaha TZR250 -	9	8:14.091	3.071	1.271	79.21	53.581	4
5	61		5 Paul WELCH	Yamaha TZR250 -	9	8:17.388	6.368	3.297	78.68	54.032	3
6	74		6 Paul WHITBY	Yamaha TZR 250 - Greybridge Ltd	9	8:18.127	7.107	0.739	78.56	54.180	4
7	27		7 Richard HAYWARD	Yamaha TZR - GForce/Hayward R Ltd/SnapOn	9	8:21.956	10.936	3.829	77.96	54.337	9
8	8		8 David BALL	Yamaha TZR250 - Gardiner Page and Roe pension	9	8:22.081	11.061	0.125	77.95	54.554	4
9	26	C	1 Damian LEE	Yamaha TZR250 - Leed Autos	9	8:37.789	26.769	15.708	75.58	56.033	2
10	72	C	2 John HAMILTON	Yamaha TZR250 - LW Racing	9	8:39.603	28.583	1.814	75.32	56.525	3
11	60	C	3 Danny GOUGH	Yamaha TZR 250 - G Force Motorcycles	9	8:40.182	29.162	0.579	75.23	56.361	9
12	333	C	4 Mark STUBBERFIELD	Yamaha TZR250 - Polished concrete London	9	8:40.493	29.473	0.311	75.19	56.413	9
13	29		9 Derek CRIPPS	Yamaha TZR - Kelly Cripps - Team FBR	9	8:41.276	30.256	0.783	75.07	56.541	8
14	100	C	5 Darren CONNEELY	Yamaha TZR 250 - www.ypmrc.co.uk	9	8:48.308	37.288	7.032	74.08	57.282	5
15	42	C	6 Martin PEARSON	Yamaha TZR250 -	9	8:58.130	47.110	9.822	72.72	58.364	6
16	46	C	7 Kevin MARSHALL	Yamaha TZR250 - Stacey Processing	9	8:58.998	47.978	0.868	72.61	58.475	7
17	69	C	8 Mark ELLERAY	Yamaha TZR250 - Abbot Solutions Ltd	9	9:08.158	57.138	9.160	71.39	59.487	8
18	62	C	9 David PATERSON	Yamaha TZR 250 - The love of a good woman	8	8:17.684	1 Lap	1 Lap	69.90	1:00.296	3
19	73	C	10 Colvin TURNER	Yamaha TZR250 -	8	8:18.036	1 Lap	0.352	69.85	59.390	4
20	47	R	1 Roy ALDERSLADE	Yamaha TZR250 -	8	8:18.520	1 Lap	0.484	69.78	1:00.324	6
21	67		10 Mark BAILEY	Yamaha TZR - Elite Air conditioning Ltd. Hydroflow	8	8:22.529	1 Lap	4.009	69.22	1:01.299	4
22	99	C	11 Paul FIRTH	Yamaha TZR250 - Joanne Porter	8	8:48.874	1 Lap	26.345	65.77	1:04.056	8
23	71	R	2 Tess BICKERSTAFF	Yamaha TZR250 - Len Whalin	7	8:06.992	2 Laps	1 Lap	62.50	1:06.883	2

NOT CLASSIFIED

DNF	15		Billy PERKINS	Yamaha TZR 250 - Ashford tarmac / Barking mad al	6	5:34.554	3 Laps	1 Lap	77.98	54.149	4
DNF	19		Peter BRANTON	Yamaha TZR 250 -	0						
DNF	28		Liam McCARTER	Yamaha TZR - Katie McCarter	0						
DNF	199	C	Michael FROST	Yamaha TZR250 -	0						

FASTEST LAP

75			Anthony JOHNSON	Yamaha TZR 250 - INTA MOTORCYCLE SERVICE	9	53.178		81.77 mph		131.60 kph	
26	C		Damian LEE	Yamaha TZR250 - Leed Autos	2	56.033		77.60 mph		124.89 kph	
47	R		Roy ALDERSLADE	Yamaha TZR250 -	6	1:00.324		72.08 mph		116.01 kph	

Class - 92.5% of Race Speed = 73.72 mph
 Class C - 92.5% of Race Speed = 69.91 mph
 Class R - 92.5% of Race Speed = 64.54 mph

Weather / Track : Cloudy / Dry

These results are provisional until the conclusion of any judicial and technical matters.

Race Distance: 9 Laps / 10.87 miles
 Brands Hatch Indy: 1.2079 miles
 Date: 11/03/2023 Start: 13:48 Finish: 13:56

Clerk Of Course :	Stewards :	Timekeeper : <i>Craig Smith</i>
-------------------	------------	------------------------------------

Results can be found at www.tsl-timing.com

Printed - 14:37 Saturday, 11 March 2023



BMCRC - MRO Championships 2023 - Rnd 1 @ Brands Hatch Indy

DFDS Yamaha Past Masters

RACE 7 - LAP CHART

LAP 1 @ 13:49:44.475

NO	BEHIND	LAP TIME
75		1:00.212
117	0.029	1:00.241
51	0.163	1:00.375
13	0.423	1:00.635
61	0.746	1:00.958
74	1.298	1:01.510
8	2.026	1:02.238
15	2.087	1:02.299
27	2.697	1:02.909
26	2.942	1:03.154
60	3.971	1:04.183
72	4.196	1:04.408
333	4.272	1:04.484
29	5.563	1:05.775
100	6.296	1:06.508
46	6.653	1:06.865
42	7.544	1:07.756
69	7.956	1:08.168
73	9.480	1:09.693
67	9.481	1:09.693
62	9.898	1:10.110
47	10.273	1:10.485
99	13.604	1:13.816
71	15.237	1:15.449

LAP 2 @ 13:50:38.467

NO	BEHIND	LAP TIME
75		53.992
117	0.197	54.160
13	0.232	53.801
51	0.825	54.654
61	1.367	54.613
74	1.962	54.656
15	2.736	54.641
8	2.938	54.904
27	4.028	55.323
26	4.983	56.033
60	7.776	57.797
333	8.127	57.847
72	8.594	58.390
29	9.057	57.486
100	10.633	58.329
46	11.694	59.033
42	12.741	59.189
69	13.974	1:00.010
62	17.041	1:01.135
67	17.648	1:02.159
73	17.735	1:02.246
47	18.039	1:01.758
99	25.463	1:05.851
71	28.128	1:06.883

LAP 3 @ 13:51:32.492

NO	BEHIND	LAP TIME
13		53.793
75	0.062	54.087
51	0.090	53.290
117	0.163	53.991
61	1.374	54.032
74	2.269	54.332
15	2.867	54.156
8	3.506	54.593

27	4.849	54.846
26	7.345	56.387
72	11.094	56.525
60	11.268	57.517
333	11.559	57.457
29	11.947	56.915
100	14.159	57.551
46	17.114	59.445
42	17.305	58.589
69	19.458	59.509
62	23.312	1:00.296
67	25.807	1:02.184
73	25.851	1:02.141
47	25.912	1:01.898
99	37.172	1:05.734
71	42.263	1:08.160

LAP 4 @ 13:52:26.096

NO	BEHIND	LAP TIME
75		53.542
117	0.140	53.581
13	0.647	54.251
51	0.671	54.185
61	2.730	54.960
74	2.845	54.180
15	3.412	54.149
8	4.456	54.554
27	6.210	54.965
26	10.114	56.373
72	14.131	56.641
60	14.786	57.122
333	14.920	56.965
29	15.730	57.387
100	18.808	58.253
42	22.565	58.864
46	23.273	59.763
69	25.465	59.611
62	30.581	1:00.873
73	31.637	59.390
47	33.485	1:01.177
67	33.502	1:01.299
99	48.994	1:05.426

LAP 5 @ 13:53:20.132

NO	BEHIND	LAP TIME
75		54.036
51	0.085	53.450
117	0.316	54.212
13	0.733	54.122
74	3.255	54.446
71	1 Lap	1:08.671
61	3.678	54.984
15	3.820	54.444
8	5.148	54.728
27	7.121	54.947
26	12.992	56.914
72	16.957	56.862
60	17.552	56.802
333	18.082	57.198
29	18.621	56.927
100	22.054	57.282
42	27.202	58.673
46	27.772	58.535
69	31.178	59.749
62	38.068	1:01.523

LAP 6 @ 13:54:14.158

NO	BEHIND	LAP TIME
73	38.315	1:00.714
47	40.003	1:00.554
67	41.061	1:01.595
51		53.941
117	0.451	54.161
75	0.485	54.511
13	0.493	53.786
74	3.856	54.627
61	4.270	54.618
15	4.659	54.865
99	1 Lap	1:04.652
8	5.908	54.786
27	8.275	55.180
26	16.415	57.449
71	1 Lap	1:08.176
72	19.496	56.565
60	20.265	56.739
333	20.479	56.423
29	21.244	56.649
100	25.466	57.438
42	31.540	58.364
46	32.385	58.639
69	38.144	1:00.992
62	45.307	1:01.265
73	45.390	1:01.101
47	46.301	1:00.324
67	48.391	1:01.356

LAP 7 @ 13:55:08.395

NO	BEHIND	LAP TIME
51		54.237
75	0.162	53.914
13	0.428	54.172
117	0.585	54.371
74	3.862	54.243
61	4.281	54.248
8	7.072	55.401
27	8.868	54.830
99	1 Lap	1:04.771
26	18.932	56.754
72	22.303	57.044
60	22.841	56.813
333	23.271	57.029
29	23.947	56.940
100	29.050	57.821
71	1 Lap	1:10.663
42	35.790	58.487
46	36.623	58.475
69	44.502	1:00.595
62	51.933	1:00.863
73	52.056	1:00.903
47	52.950	1:00.886

LAP 8 @ 13:56:02.105

NO	BEHIND	LAP TIME
75		53.548
51	0.602	54.312
13	0.771	54.053
117	1.119	54.244
67	1 Lap	1:02.383
61	4.691	54.120

74	4.795	54.643
8	8.721	55.359
27	9.777	54.619
26	22.668	57.446
72	25.225	56.632
60	25.979	56.848
333	26.238	56.677
29	26.778	56.541
99	1 Lap	1:04.568
100	32.986	57.646
42	41.532	59.452
46	42.576	59.663
71	1 Lap	1:08.990
69	50.279	59.487

LAP 9 @ 13:56:55.283

NO	BEHIND	LAP TIME
75		53.178
51	1.394	53.970
13	1.800	54.207
117	3.071	55.130
61	6.368	54.855
62	1 Lap	1:01.619
73	1 Lap	1:01.848
74	7.107	55.490
47	1 Lap	1:01.438
27	10.936	54.337
8	11.061	55.518
67	1 Lap	1:01.860
26	26.769	57.279
72	28.583	56.536
60	29.162	56.361
333	29.473	56.413
29	30.256	56.656
100	37.288	57.480
99	1 Lap	1:04.056
42	47.110	58.756
46	47.978	58.580
69	57.138	1:00.037

BMCRC - MRO Championships 2023 - Rnd 1 @ Brands Hatch Indy

DFDS Yamaha Past Masters

RACE 7 - POSITION CHART

No	Name	Lap Pos									
			1	2	3	4	5	6	7	8	9
117	HALL	1	75	75	13	75	75	51	51	75	75
75	JOHNSON	2	117	117	75	117	51	117	75	51	51
51	WHOLEY	3	51	13	51	13	117	75	13	13	13
74	WHITBY	4	13	51	117	51	13	13	117	117	117
19	BRANTON	5	61	61	61	61	74	74	74	61	61
61	WELCH	6	74	74	74	74	61	61	61	74	74
13	EDMONDSON	7	8	15	15	15	15	15	8	8	27
28	McCARTER	8	15	8	8	8	8	8	27	27	8
15	PERKINS	9	27	27	27	27	27	27	26	26	26
8	BALL	10	26	26	26	26	26	26	72	72	72
26	LEE	11	60	60	72	72	72	72	60	60	60
60	GOUGH	12	72	333	60	60	60	60	333	333	333
27	HAYWARD	13	333	72	333	333	333	333	29	29	29
72	HAMILTON	14	29	29	29	29	29	29	100	100	100
29	CRIPPS	15	100	100	100	100	100	100	42	42	42
333	STUBBERFIELD	16	46	46	46	42	42	42	46	46	46
100	CONNEELY	17	42	42	42	46	46	46	69	69	69
46	MARSHALL	18	69	69	69	69	69	69	62	62	62
62	PATERSON	19	73	62	62	62	62	62	73	73	73
69	ELLERAY	20	67	67	67	73	73	73	47	47	47
47	ALDRSLADE	21	62	73	73	47	47	47	67	67	67
199	FROST	22	47	47	47	67	67	67	99	99	99
99	FIRTH	23	99	99	99	99	99	99	71	71	71
67	BAILEY	24	71	71	71	71	71	71			
71	BICKERSTAFF	25									
42	PEARSON	26									
73	TURNER	27									

BMCRC - MRO Championships 2023 - Rnd 1 @ Brands Hatch Indy

DFDS Yamaha Past Masters

RACE 7 - SECTOR ANALYSIS



SECTOR 1 = FL to I1, SECTOR 2 = I1 to FL, DIFF = Difference To Personal Best Lap, P = Crossed Finish Line in Pit Lane, D = Time Disallowed

P1 75		Anthony JOHNSON		Yamaha TZR 250 - INTA MOTORCYCLE SERVICES LTD			
IDEAL LAP TIME : 53.178		BEST LAP TIME : 53.178		DIFFERENCE : 0.000			
LAP	SECTOR 1	SECTOR 2	LAP TIME	MPH	DIFF	TIME OF DAY	
1 -		21.840	1:00.212	72.22	7.034	13:49:44.475	
2 -	32.075	21.917	53.992	80.54	0.814	13:50:38.467	
3 -	32.208	21.879	54.087	80.40	0.909	13:51:32.554	
4 -	31.974	21.568	53.542 (2)	81.21	0.364	13:52:26.096	
5 -	31.998	22.038	54.036	80.47	0.858	13:53:20.132	
6 -	31.969	22.542	54.511	79.77	1.333	13:54:14.643	
7 -	32.072	21.842	53.914	80.65	0.736	13:55:08.557	
8 -	31.945	21.603	53.548 (3)	81.20	0.370	13:56:02.105	
9 -	31.846	21.332	53.178 (1)	81.77		13:56:55.283	

P2 51		Kevin WHOLEY		Yamaha TZR - Twistgrip Motorcycles			
IDEAL LAP TIME : 53.160		BEST LAP TIME : 53.290		DIFFERENCE : 0.130			
LAP	SECTOR 1	SECTOR 2	LAP TIME	MPH	DIFF	TIME OF DAY	
1 -		21.867	1:00.375	72.02	7.085	13:49:44.638	
2 -	33.090	21.564	54.654	79.56	1.364	13:50:39.292	
3 -	32.057	21.233	53.290 (1)	81.60		13:51:32.582	
4 -	32.711	21.474	54.185	80.25	0.895	13:52:26.767	
5 -	31.927	21.523	53.450 (2)	81.35	0.160	13:53:20.217	
6 -	32.435	21.506	53.941 (3)	80.61	0.651	13:54:14.158	
7 -	32.382	21.855	54.237	80.17	0.947	13:55:08.395	
8 -	32.511	21.801	54.312	80.06	1.022	13:56:02.707	
9 -	32.685	21.285	53.970	80.57	0.680	13:56:56.677	

P3 13		Doug EDMONDSON		Yamaha TZR250 - Stan Stephens Tuning			
IDEAL LAP TIME : 53.500		BEST LAP TIME : 53.786		DIFFERENCE : 0.286			
LAP	SECTOR 1	SECTOR 2	LAP TIME	MPH	DIFF	TIME OF DAY	
1 -		21.938	1:00.635	71.71	6.849	13:49:44.898	
2 -	32.113	21.688	53.801 (3)	80.82	0.015	13:50:38.699	
3 -	32.142	21.651	53.793 (2)	80.83	0.007	13:51:32.492	
4 -	32.697	21.554	54.251	80.15	0.465	13:52:26.743	
5 -	32.273	21.849	54.122	80.34	0.336	13:53:20.865	
6 -	32.202	21.584	53.786 (1)	80.85		13:54:14.651	
7 -	32.238	21.934	54.172	80.27	0.386	13:55:08.823	
8 -	31.965	22.088	54.053	80.45	0.267	13:56:02.876	
9 -	32.672	21.535	54.207	80.22	0.421	13:56:57.083	

P4 117		Stuart HALL		Yamaha TZR250 -			
IDEAL LAP TIME : 53.274		BEST LAP TIME : 53.581		DIFFERENCE : 0.307			
LAP	SECTOR 1	SECTOR 2	LAP TIME	MPH	DIFF	TIME OF DAY	
1 -		21.968	1:00.241	72.18	6.660	13:49:44.504	
2 -	32.368	21.792	54.160 (3)	80.29	0.579	13:50:38.664	
3 -	32.458	21.533	53.991 (2)	80.54	0.410	13:51:32.655	
4 -	32.022	21.559	53.581 (1)	81.15		13:52:26.236	
5 -	31.741	22.471	54.212	80.21	0.631	13:53:20.448	
6 -	32.528	21.633	54.161	80.29	0.580	13:54:14.609	
7 -	32.518	21.853	54.371	79.98	0.790	13:55:08.980	
8 -	32.239	22.005	54.244	80.16	0.663	13:56:03.224	
9 -	33.327	21.803	55.130	78.87	1.549	13:56:58.354	

BMCRC - MRO Championships 2023 - Rnd 1 @ Brands Hatch Indy

DFDS Yamaha Past Masters

RACE 7 - SECTOR ANALYSIS



SECTOR 1 = FL to I1, SECTOR 2 = I1 to FL, DIFF = Difference To Personal Best Lap, P = Crossed Finish Line in Pit Lane, D = Time Disallowed

P5 61 Paul WELCH		Yamaha TZR250 -				
IDEAL LAP TIME : 53.962		BEST LAP TIME : 54.032		DIFFERENCE : 0.070		
LAP	SECTOR 1	SECTOR 2	LAP TIME	MPH	DIFF	TIME OF DAY
1 -		21.810	1:00.958	71.33	6.926	13:49:45.221
2 -	32.684	21.929	54.613	79.62	0.581	13:50:39.834
3 -	32.228	21.804	54.032 (1)	80.48		13:51:33.866
4 -	33.053	21.907	54.960	79.12	0.928	13:52:28.826
5 -	32.867	22.117	54.984	79.08	0.952	13:53:23.810
6 -	32.874	21.744	54.618	79.61	0.586	13:54:18.428
7 -	32.444	21.804	54.248 (3)	80.16	0.216	13:55:12.676
8 -	32.218	21.902	54.120 (2)	80.35	0.088	13:56:06.796
9 -	32.820	22.035	54.855	79.27	0.823	13:57:01.651

P6 74 Paul WHITBY		Yamaha TZR 250 - Greybridge Ltd				
IDEAL LAP TIME : 54.151		BEST LAP TIME : 54.180		DIFFERENCE : 0.029		
LAP	SECTOR 1	SECTOR 2	LAP TIME	MPH	DIFF	TIME OF DAY
1 -		22.224	1:01.510	70.69	7.330	13:49:45.773
2 -	32.733	21.923	54.656	79.56	0.476	13:50:40.429
3 -	32.509	21.823	54.332 (3)	80.03	0.152	13:51:34.761
4 -	32.442	21.738	54.180 (1)	80.26		13:52:28.941
5 -	32.555	21.891	54.446	79.87	0.266	13:53:23.387
6 -	32.431	22.196	54.627	79.60	0.447	13:54:18.014
7 -	32.523	21.720	54.243 (2)	80.16	0.063	13:55:12.257
8 -	32.441	22.202	54.643	79.58	0.463	13:56:06.900
9 -	32.447	23.043	55.490	78.36	1.310	13:57:02.390

P7 27 Richard HAYWARD		Yamaha TZR - GForce/Hayward R Ltd/SnapOn				
IDEAL LAP TIME : 54.169		BEST LAP TIME : 54.337		DIFFERENCE : 0.168		
LAP	SECTOR 1	SECTOR 2	LAP TIME	MPH	DIFF	TIME OF DAY
1 -		22.753	1:02.909	69.12	8.572	13:49:47.172
2 -	32.914	22.409	55.323	78.60	0.986	13:50:42.495
3 -	32.705	22.141	54.846	79.28	0.509	13:51:37.341
4 -	32.857	22.108	54.965	79.11	0.628	13:52:32.306
5 -	32.959	21.988	54.947	79.14	0.610	13:53:27.253
6 -	33.209	21.971	55.180	78.80	0.843	13:54:22.433
7 -	32.920	21.910	54.830 (3)	79.31	0.493	13:55:17.263
8 -	32.662	21.957	54.619 (2)	79.61	0.282	13:56:11.882
9 -	32.259	22.078	54.337 (1)	80.03		13:57:06.219

P8 8 David BALL		Yamaha TZR250 - Gardiner Page and Roe pension consultants				
IDEAL LAP TIME : 54.389		BEST LAP TIME : 54.554		DIFFERENCE : 0.165		
LAP	SECTOR 1	SECTOR 2	LAP TIME	MPH	DIFF	TIME OF DAY
1 -		22.262	1:02.238	69.86	7.684	13:49:46.501
2 -	33.172	21.732	54.904	79.20	0.350	13:50:41.405
3 -	32.660	21.933	54.593 (2)	79.65	0.039	13:51:35.998
4 -	32.657	21.897	54.554 (1)	79.71		13:52:30.552
5 -	32.919	21.809	54.728 (3)	79.45	0.174	13:53:25.280
6 -	32.964	21.822	54.786	79.37	0.232	13:54:20.066
7 -	33.345	22.056	55.401	78.49	0.847	13:55:15.467
8 -	33.354	22.005	55.359	78.55	0.805	13:56:10.826
9 -	33.018	22.500	55.518	78.32	0.964	13:57:06.344

BMCRC - MRO Championships 2023 - Rnd 1 @ Brands Hatch Indy

DFDS Yamaha Past Masters

RACE 7 - SECTOR ANALYSIS



SECTOR 1 = FL to I1, SECTOR 2 = I1 to FL, DIFF = Difference To Personal Best Lap, P = Crossed Finish Line in Pit Lane, D = Time Disallowed

P9 26 C		Damian LEE		Yamaha TZR250 - Leed Autos			
IDEAL LAP TIME : 56.002		BEST LAP TIME : 56.033		DIFFERENCE : 0.031			
LAP	SECTOR 1	SECTOR 2	LAP TIME	MPH	DIFF	TIME OF DAY	
1 -		23.090	1:03.154	68.85	7.121	13:49:47.417	
2 -	33.289	22.744	56.033 (1)	77.60		13:50:43.450	
3 -	33.382	23.005	56.387 (3)	77.12	0.354	13:51:39.837	
4 -	33.597	22.776	56.373 (2)	77.13	0.340	13:52:36.210	
5 -	33.781	23.133	56.914	76.40	0.881	13:53:33.124	
6 -	34.163	23.286	57.449	75.69	1.416	13:54:30.573	
7 -	34.041	22.713	56.754	76.62	0.721	13:55:27.327	
8 -	34.544	22.902	57.446	75.69	1.413	13:56:24.773	
9 -	34.463	22.816	57.279	75.91	1.246	13:57:22.052	

P10 72 C		John HAMILTON		Yamaha TZR250 - LW Racing			
IDEAL LAP TIME : 56.271		BEST LAP TIME : 56.525		DIFFERENCE : 0.254			
LAP	SECTOR 1	SECTOR 2	LAP TIME	MPH	DIFF	TIME OF DAY	
1 -		23.254	1:04.408	67.51	7.883	13:49:48.671	
2 -	35.283	23.107	58.390	74.47	1.865	13:50:47.061	
3 -	33.782	22.743	56.525 (1)	76.93		13:51:43.586	
4 -	33.980	22.661	56.641	76.77	0.116	13:52:40.227	
5 -	34.226	22.636	56.862	76.47	0.337	13:53:37.089	
6 -	34.076	22.489	56.565 (3)	76.87	0.040	13:54:33.654	
7 -	34.295	22.749	57.044	76.23	0.519	13:55:30.698	
8 -	33.916	22.716	56.632	76.78	0.107	13:56:27.330	
9 -	34.003	22.533	56.536 (2)	76.91	0.011	13:57:23.866	

P11 60 C		Danny GOUGH		Yamaha TZR 250 - G Force Motorcycles			
IDEAL LAP TIME : 56.361		BEST LAP TIME : 56.361		DIFFERENCE : 0.000			
LAP	SECTOR 1	SECTOR 2	LAP TIME	MPH	DIFF	TIME OF DAY	
1 -		23.386	1:04.183	67.75	7.822	13:49:48.446	
2 -	34.728	23.069	57.797	75.23	1.436	13:50:46.243	
3 -	34.364	23.153	57.517	75.60	1.156	13:51:43.760	
4 -	34.399	22.723	57.122	76.12	0.761	13:52:40.882	
5 -	34.077	22.725	56.802 (3)	76.55	0.441	13:53:37.684	
6 -	34.147	22.592	56.739 (2)	76.64	0.378	13:54:34.423	
7 -	34.095	22.718	56.813	76.54	0.452	13:55:31.236	
8 -	34.078	22.770	56.848	76.49	0.487	13:56:28.084	
9 -	33.934	22.427	56.361 (1)	77.15		13:57:24.445	

P12 333 C		Mark STUBBERFIELD		Yamaha TZR250 - Polished concrete London			
IDEAL LAP TIME : 56.051		BEST LAP TIME : 56.413		DIFFERENCE : 0.362			
LAP	SECTOR 1	SECTOR 2	LAP TIME	MPH	DIFF	TIME OF DAY	
1 -		23.092	1:04.484	67.43	8.071	13:49:48.747	
2 -	35.031	22.816	57.847	75.17	1.434	13:50:46.594	
3 -	34.500	22.957	57.457	75.68	1.044	13:51:44.051	
4 -	34.424	22.541	56.965	76.33	0.552	13:52:41.016	
5 -	34.554	22.644	57.198	76.02	0.785	13:53:38.214	
6 -	34.128	22.295	56.423 (2)	77.07	0.010	13:54:34.637	
7 -	34.063	22.966	57.029	76.25	0.616	13:55:31.666	
8 -	33.964	22.713	56.677 (3)	76.72	0.264	13:56:28.343	
9 -	33.756	22.657	56.413 (1)	77.08		13:57:24.756	

BMCRC - MRO Championships 2023 - Rnd 1 @ Brands Hatch Indy

DFDS Yamaha Past Masters

RACE 7 - SECTOR ANALYSIS



SECTOR 1 = FL to I1, SECTOR 2 = I1 to FL, DIFF = Difference To Personal Best Lap, P = Crossed Finish Line in Pit Lane, D = Time Disallowed

P13 29		Derek CRIPPS		Yamaha TZR - Kelly Cripps - Team FBR			
IDEAL LAP TIME : 56.279		BEST LAP TIME : 56.541		DIFFERENCE : 0.262			
LAP	SECTOR 1	SECTOR 2	LAP TIME	MPH	DIFF	TIME OF DAY	
1 -		24.020	1:05.775	66.11	9.234	13:49:50.038	
2 -	34.241	23.245	57.486	75.64	0.945	13:50:47.524	
3 -	33.852	23.063	56.915	76.40	0.374	13:51:44.439	
4 -	34.329	23.058	57.387	75.77	0.846	13:52:41.826	
5 -	34.033	22.894	56.927	76.38	0.386	13:53:38.753	
6 -	33.960	22.689	56.649 (2)	76.76	0.108	13:54:35.402	
7 -	33.714	23.226	56.940	76.37	0.399	13:55:32.342	
8 -	33.887	22.654	56.541 (1)	76.91		13:56:28.883	
9 -	33.625	23.031	56.656 (3)	76.75	0.115	13:57:25.539	

P14 100 C		Darren CONNEELY		Yamaha TZR 250 - www.ypmrc.co.uk			
IDEAL LAP TIME : 57.218		BEST LAP TIME : 57.282		DIFFERENCE : 0.064			
LAP	SECTOR 1	SECTOR 2	LAP TIME	MPH	DIFF	TIME OF DAY	
1 -		24.189	1:06.508	65.38	9.226	13:49:50.771	
2 -	34.952	23.377	58.329	74.55	1.047	13:50:49.100	
3 -	34.362	23.189	57.551	75.56	0.269	13:51:46.651	
4 -	34.858	23.395	58.253	74.65	0.971	13:52:44.904	
5 -	34.335	22.947	57.282 (1)	75.91		13:53:42.186	
6 -	34.271	23.167	57.438 (2)	75.70	0.156	13:54:39.624	
7 -	34.494	23.327	57.821	75.20	0.539	13:55:37.445	
8 -	34.561	23.085	57.646	75.43	0.364	13:56:35.091	
9 -	34.324	23.156	57.480 (3)	75.65	0.198	13:57:32.571	

P15 42 C		Martin PEARSON		Yamaha TZR250 -			
IDEAL LAP TIME : 58.229		BEST LAP TIME : 58.364		DIFFERENCE : 0.135			
LAP	SECTOR 1	SECTOR 2	LAP TIME	MPH	DIFF	TIME OF DAY	
1 -		24.238	1:07.756	64.17	9.392	13:49:52.019	
2 -	35.403	23.786	59.189	73.46	0.825	13:50:51.208	
3 -	35.143	23.446	58.589 (3)	74.22	0.225	13:51:49.797	
4 -	35.269	23.595	58.864	73.87	0.500	13:52:48.661	
5 -	35.371	23.302	58.673	74.11	0.309	13:53:47.334	
6 -	34.927	23.437	58.364 (1)	74.50		13:54:45.698	
7 -	34.988	23.499	58.487 (2)	74.35	0.123	13:55:44.185	
8 -	35.955	23.497	59.452	73.14	1.088	13:56:43.637	
9 -	35.234	23.522	58.756	74.01	0.392	13:57:42.393	

P16 46 C		Kevin MARSHALL		Yamaha TZR250 - Stacey Processing			
IDEAL LAP TIME : 58.206		BEST LAP TIME : 58.475		DIFFERENCE : 0.269			
LAP	SECTOR 1	SECTOR 2	LAP TIME	MPH	DIFF	TIME OF DAY	
1 -		24.154	1:06.865	65.03	8.390	13:49:51.128	
2 -	35.333	23.700	59.033	73.66	0.558	13:50:50.161	
3 -	35.576	23.869	59.445	73.15	0.970	13:51:49.606	
4 -	35.738	24.025	59.763	72.76	1.288	13:52:49.369	
5 -	35.135	23.400	58.535 (2)	74.29	0.060	13:53:47.904	
6 -	34.806	23.833	58.639	74.15	0.164	13:54:46.543	
7 -	35.035	23.440	58.475 (1)	74.36		13:55:45.018	
8 -	36.178	23.485	59.663	72.88	1.188	13:56:44.681	
9 -	34.980	23.600	58.580 (3)	74.23	0.105	13:57:43.261	

BMCRC - MRO Championships 2023 - Rnd 1 @ Brands Hatch Indy

DFDS Yamaha Past Masters

RACE 7 - SECTOR ANALYSIS



SECTOR 1 = FL to I1, SECTOR 2 = I1 to FL, DIFF = Difference To Personal Best Lap, P = Crossed Finish Line in Pit Lane, D = Time Disallowed

P17 69 C		Mark ELLERAY		Yamaha TZR250 - Abbot Solutions Ltd			
IDEAL LAP TIME : 59.089		BEST LAP TIME : 59.487		DIFFERENCE : 0.398			
LAP	SECTOR 1	SECTOR 2	LAP TIME	MPH	DIFF	TIME OF DAY	
1 -		23.363	1:08.168	63.79	8.681	13:49:52.431	
2 -	36.300	23.710	1:00.010	72.46	0.523	13:50:52.441	
3 -	35.819	23.690	59.509 (2)	73.07	0.022	13:51:51.950	
4 -	35.790	23.821	59.611 (3)	72.94	0.124	13:52:51.561	
5 -	35.909	23.840	59.749	72.78	0.262	13:53:51.310	
6 -	36.596	24.396	1:00.992	71.29	1.505	13:54:52.302	
7 -	36.415	24.180	1:00.595	71.76	1.108	13:55:52.897	
8 -	35.726	23.761	59.487 (1)	73.10		13:56:52.384	
9 -	36.324	23.713	1:00.037	72.43	0.550	13:57:52.421	

P18 62 C		David PATERSON		Yamaha TZR 250 - The love of a good woman			
IDEAL LAP TIME : 1:00.296		BEST LAP TIME : 1:00.296		DIFFERENCE : 0.000			
LAP	SECTOR 1	SECTOR 2	LAP TIME	MPH	DIFF	TIME OF DAY	
1 -		25.138	1:10.110	62.02	9.814	13:49:54.373	
2 -	37.060	24.075	1:01.135	71.13	0.839	13:50:55.508	
3 -	36.244	24.052	1:00.296 (1)	72.12		13:51:55.804	
4 -	36.602	24.271	1:00.873 (3)	71.43	0.577	13:52:56.677	
5 -	37.123	24.400	1:01.523	70.68	1.227	13:53:58.200	
6 -	37.155	24.110	1:01.265	70.98	0.969	13:54:59.465	
7 -	36.593	24.270	1:00.863 (2)	71.44	0.567	13:56:00.328	
8 -	37.385	24.234	1:01.619	70.57	1.323	13:57:01.947	

P19 73 C		Colvin TURNER		Yamaha TZR250 -			
IDEAL LAP TIME :		BEST LAP TIME : 59.390		DIFFERENCE :			
LAP	SECTOR 1	SECTOR 2	LAP TIME	MPH	DIFF	TIME OF DAY	
1 -			1:09.693	62.39	10.303	13:49:53.955	
2 -			1:02.246	69.86	2.856	13:50:56.202	
3 -			1:02.141	69.97	2.751	13:51:58.343	
4 -			59.390 (1)	73.22		13:52:57.733	
5 -			1:00.714 (2)	71.62	1.324	13:53:58.447	
6 -			1:01.101	71.17	1.711	13:54:59.548	
7 -			1:00.903 (3)	71.40	1.513	13:56:00.451	
8 -			1:01.848	70.31	2.458	13:57:02.299	

P20 47 R		Roy ALDERSLADE		Yamaha TZR250 -			
IDEAL LAP TIME : 1:00.182		BEST LAP TIME : 1:00.324		DIFFERENCE : 0.142			
LAP	SECTOR 1	SECTOR 2	LAP TIME	MPH	DIFF	TIME OF DAY	
1 -		25.216	1:10.485	61.69	10.161	13:49:54.748	
2 -	37.653	24.105	1:01.758	70.41	1.434	13:50:56.506	
3 -	37.511	24.387	1:01.898	70.25	1.574	13:51:58.404	
4 -	37.181	23.996	1:01.177	71.08	0.853	13:52:59.581	
5 -	36.477	24.077	1:00.554 (2)	71.81	0.230	13:54:00.135	
6 -	36.186	24.138	1:00.324 (1)	72.08		13:55:00.459	
7 -	36.436	24.450	1:00.886 (3)	71.42	0.562	13:56:01.345	
8 -	37.365	24.073	1:01.438	70.78	1.114	13:57:02.783	

P21 67		Mark BAILEY		Yamaha TZR - Elite Air conditioning Ltd. Hydroflow plumbing ltd			
IDEAL LAP TIME : 1:01.191		BEST LAP TIME : 1:01.299		DIFFERENCE : 0.108			
LAP	SECTOR 1	SECTOR 2	LAP TIME	MPH	DIFF	TIME OF DAY	
1 -		24.740	1:09.693	62.39	8.394	13:49:53.956	
2 -	37.852	24.307	1:02.159	69.95	0.860	13:50:56.115	
3 -	37.633	24.551	1:02.184	69.93	0.885	13:51:58.299	
4 -	37.024	24.275	1:01.299 (1)	70.94		13:52:59.598	
5 -	37.428	24.167	1:01.595 (3)	70.59	0.296	13:54:01.193	
6 -	37.105	24.251	1:01.356 (2)	70.87	0.057	13:55:02.549	
7 -	37.726	24.657	1:02.383	69.70	1.084	13:56:04.932	
8 -	37.380	24.480	1:01.860	70.29	0.561	13:57:06.792	

BMCRC - MRO Championships 2023 - Rnd 1 @ Brands Hatch Indy

DFDS Yamaha Past Masters

RACE 7 - SECTOR ANALYSIS



SECTOR 1 = FL to I1, SECTOR 2 = I1 to FL, DIFF = Difference To Personal Best Lap, P = Crossed Finish Line in Pit Lane, D = Time Disallowed

P22 99 C Paul FIRTH		Yamaha TZR250 - Joanne Porter				
IDEAL LAP TIME : 1:03.919		BEST LAP TIME : 1:04.056		DIFFERENCE : 0.137		
LAP	SECTOR 1	SECTOR 2	LAP TIME	MPH	DIFF	TIME OF DAY
1 -		26.354	1:13.816	58.91	9.760	13:49:58.079
2 -	40.008	25.843	1:05.851	66.03	1.795	13:51:03.930
3 -	39.552	26.182	1:05.734	66.15	1.678	13:52:09.664
4 -	39.543	25.883	1:05.426	66.46	1.370	13:53:15.090
5 -	38.595	26.057	1:04.652 (3)	67.26	0.596	13:54:19.742
6 -	39.288	25.483	1:04.771	67.13	0.715	13:55:24.513
7 -	38.997	25.571	1:04.568 (2)	67.34	0.512	13:56:29.081
8 -	38.436	25.620	1:04.056 (1)	67.88		13:57:33.137

P23 71 R Tess BICKERSTAFF		Yamaha TZR250 - Len Whalin				
IDEAL LAP TIME : 1:06.883		BEST LAP TIME : 1:06.883		DIFFERENCE : 0.000		
LAP	SECTOR 1	SECTOR 2	LAP TIME	MPH	DIFF	TIME OF DAY
1 -		26.355	1:15.449	57.63	8.566	13:49:59.712
2 -	40.747	26.136	1:06.883 (1)	65.01		13:51:06.595
3 -	41.817	26.343	1:08.160 (2)	63.79	1.277	13:52:14.755
4 -	41.357	27.314	1:08.671	63.32	1.788	13:53:23.426
5 -	41.521	26.655	1:08.176 (3)	63.78	1.293	13:54:31.602
6 -	42.519	28.144	1:10.663	61.54	3.780	13:55:42.265
7 -	41.931	27.059	1:08.990	63.03	2.107	13:56:51.255

P24 15 Billy PERKINS		Yamaha TZR 250 - Ashford tarmac / Barking mad about Animals				
IDEAL LAP TIME : 54.129		BEST LAP TIME : 54.149		DIFFERENCE : 0.020		
LAP	SECTOR 1	SECTOR 2	LAP TIME	MPH	DIFF	TIME OF DAY
1 -		22.490	1:02.299	69.80	8.150	13:49:46.562
2 -	32.666	21.975	54.641	79.58	0.492	13:50:41.203
3 -	32.402	21.754	54.156 (2)	80.29	0.007	13:51:35.359
4 -	32.375	21.774	54.149 (1)	80.30		13:52:29.508
5 -	32.450	21.994	54.444 (3)	79.87	0.295	13:53:23.952
6 -	32.570	22.295	54.865	79.26	0.716	13:54:18.817

BMCRC - MRO Championships 2023 - Rnd 1 @ Brands Hatch Indy

DFDS Yamaha Past Masters

RACE 7 - BEST SECTORS

SECTOR 1			SECTOR 2			IDEAL / BEST COMPARISON						
POS	NO	NAME	TIME	NO	NAME	TIME	POS	NO	NAME	IDEAL	BEST	DIFF
									PERFECT LAP	52.974		
1	117	HALL	31.741	51	WHOLEY	21.233	1	51	WHOLEY	53.160	53.290	0.130
2	75	JOHNSON	31.846	75	JOHNSON	21.332	2	75	JOHNSON	53.178	53.178	0.000
3	51	WHOLEY	31.927	117	HALL	21.533	3	117	HALL	53.274	53.581	0.307
4	13	EDMONDSON	31.965	13	EDMONDSON	21.535	4	13	EDMONDSON	53.500	53.786	0.286
5	61	WELCH	32.218	74	WHITBY	21.720	5	61	WELCH	53.962	54.032	0.070
6	27	HAYWARD	32.259	8	BALL	21.732	6	15	PERKINS	54.129	54.149	0.020
7	15	PERKINS	32.375	61	WELCH	21.744	7	74	WHITBY	54.151	54.180	0.029
8	74	WHITBY	32.431	15	PERKINS	21.754	8	27	HAYWARD	54.169	54.337	0.168
9	8	BALL	32.657	27	HAYWARD	21.910	9	8	BALL	54.389	54.554	0.165
10	26	LEE	33.289	333	STUBBERFIELD	22.295	10	26	LEE	56.002	56.033	0.031
11	29	CRIPPS	33.625	60	GOUGH	22.427	11	333	STUBBERFIELD	56.051	56.413	0.362
12	333	STUBBERFIELD	33.756	72	HAMILTON	22.489	12	72	HAMILTON	56.271	56.525	0.254
13	72	HAMILTON	33.782	29	CRIPPS	22.654	13	29	CRIPPS	56.279	56.541	0.262
14	60	GOUGH	33.934	26	LEE	22.713	14	60	GOUGH	56.361	56.361	0.000
15	100	CONNELY	34.271	100	CONNELY	22.947	15	100	CONNELY	57.218	57.282	0.064
16	46	MARSHALL	34.806	42	PEARSON	23.302	16	46	MARSHALL	58.206	58.475	0.269
17	42	PEARSON	34.927	69	ELLERAY	23.363	17	42	PEARSON	58.229	58.364	0.135
18	69	ELLERAY	35.726	46	MARSHALL	23.400	18	69	ELLERAY	59.089	59.487	0.398
19	47	ALDERSLADE	36.186	47	ALDERSLADE	23.996	19	47	ALDERSLADE	1:00.182	1:00.324	0.142
20	62	PATERSON	36.244	62	PATERSON	24.052	20	62	PATERSON	1:00.296	1:00.296	0.000
21	67	BAILEY	37.024	67	BAILEY	24.167	21	67	BAILEY	1:01.191	1:01.299	0.108
22	99	FIRTH	38.436	99	FIRTH	25.483	22	99	FIRTH	1:03.919	1:04.056	0.137
23	71	BICKERSTAFF	40.747	71	BICKERSTAFF	26.136	23	71	BICKERSTAFF	1:06.883	1:06.883	0.000
24							24	73	TURNER		59.390	
25												
26												
27												

BMCRC - MRO Championships 2023 - Rnd 1 @ Brands Hatch Indy

DFDS Yamaha Past Masters

RACE 7 - STATISTICS

Competitors Started 26
Planned Start 2023-03-11 @ 13:45:00.000
Actual Start 2023-03-11 @ 13:48:44.262
Finish Time 2023-03-11 @ 13:56:55.282
Track Length 1.2079mi.
Total Laps 206
Total Distance Covered 248.8367mi.

Session Fastest Lap History

NO	CL	NAME	LAP TIME	TIME OF DAY	LAP	VEHICLE
75		Anthony JOHNSON	53.992	13:50:38.480	2	Yamaha TZR 250
13		Doug EDMONDSON	53.801	13:50:38.699	2	Yamaha TZR250
13		Doug EDMONDSON	53.793	13:51:32.503	3	Yamaha TZR250
51		Kevin WHOLEY	53.290	13:51:32.605	3	Yamaha TZR
75		Anthony JOHNSON	53.178	13:56:55.297	9	Yamaha TZR 250

Session Leader History

NO	CL	NAME	FROM LAP	LAPS LED	DISTANCE	VEHICLE
75		Anthony JOHNSON	1	2	2.41 miles	Yamaha TZR 250
13		Doug EDMONDSON	3	1	1.20 miles	Yamaha TZR250
75		Anthony JOHNSON	4	2	2.41 miles	Yamaha TZR 250
51		Kevin WHOLEY	6	2	2.41 miles	Yamaha TZR
75		Anthony JOHNSON	8	2	2.41 miles	Yamaha TZR 250

Flag History

TYPE	TIME OF DAY
GREEN	13:48:44.262
FINISH	13:56:55.282

Flag Statistics

TYPE	COUNT	TOTAL LAPS	TOTAL TIME
Green	1	9	9:22.420
Red	0	0	0.000
Safety Car	0	0	0.000
FCY	0	0	0.000

BMCRC - MRO Championships 2023 - Rnd 1 @ Brands Hatch Indy

DFDS Yamaha Past Masters

RACE 7 - STATISTICS

CLASS :

13 Starters

Fastest Lap History

NO	NAME	LAP TIME	TIME OF DAY	LAP	VEHICLE
75	Anthony JOHNSON	53.992	13:50:38.480	2	Yamaha TZR 250
13	Doug EDMONDSON	53.801	13:50:38.699	2	Yamaha TZR250
13	Doug EDMONDSON	53.793	13:51:32.503	3	Yamaha TZR250
51	Kevin WHOLEY	53.290	13:51:32.605	3	Yamaha TZR
75	Anthony JOHNSON	53.178	13:56:55.297	9	Yamaha TZR 250

Leader History

NO	NAME	FROM LAP	LAPS LED	DISTANCE	VEHICLE
75	Anthony JOHNSON	1	2	2.41 miles	Yamaha TZR 250
13	Doug EDMONDSON	3	1	1.20 miles	Yamaha TZR250
75	Anthony JOHNSON	4	2	2.41 miles	Yamaha TZR 250
51	Kevin WHOLEY	6	2	2.41 miles	Yamaha TZR
75	Anthony JOHNSON	8	2	2.41 miles	Yamaha TZR 250

BMCRC - MRO Championships 2023 - Rnd 1 @ Brands Hatch Indy

DFDS Yamaha Past Masters

RACE 7 - STATISTICS

CLASS : C

11 Starters

Fastest Lap History

NO	NAME	LAP TIME	TIME OF DAY	LAP	VEHICLE
26	Damian LEE	56.033	13:50:43.462	2	Yamaha TZR250

Leader History

NO	NAME	FROM LAP	LAPS LED	DISTANCE	VEHICLE
26	Damian LEE	1	9	10.87 miles	Yamaha TZR250

BMCRC - MRO Championships 2023 - Rnd 1 @ Brands Hatch Indy

DFDS Yamaha Past Masters

RACE 7 - STATISTICS

CLASS : R

2 Starters

Fastest Lap History

NO	NAME	LAP TIME	TIME OF DAY	LAP	VEHICLE
47	Roy ALDERSLADE	1:01.758	13:50:56.514	2	Yamaha TZR250
47	Roy ALDERSLADE	1:01.177	13:52:59.588	4	Yamaha TZR250
47	Roy ALDERSLADE	1:00.554	13:54:00.144	5	Yamaha TZR250
47	Roy ALDERSLADE	1:00.324	13:55:00.468	6	Yamaha TZR250

Leader History

NO	NAME	FROM LAP	LAPS LED	DISTANCE	VEHICLE
47	Roy ALDERSLADE	1	8	9.66 miles	Yamaha TZR250

BMCRC - MRO Championships 2023 - Rnd 1 @ Brands Hatch Indy
DFDS Yamaha Past Masters
RACE 17 - GRID (9 Laps)

ROW 11	33		32		31	4 Denis HALIL
ROW 10	30	22 Rik BALLERINI	29	162 Darren COOPER	28	70 Andrew BURSCOUGH
ROW 9	27	199 Michael FROST	26	71 Tess BICKERSTAFF	25	99 Paul FIRTH
ROW 8	24	67 Mark BAILEY	23	47 Roy ALDERSLADE	22	62 David PATERSON
ROW 7	21	69 Mark ELLERAY	20	73 Colvin TURNER	19	46 Kevin MARSHALL
ROW 6	18	42 Martin PEARSON	17	100 Darren CONNEELY	16	29 Derek CRIPPS
ROW 5	15	72 John HAMILTON	14	28 Liam McCARTER	13	333 Mark STUBBERFIELD
ROW 4	12	60 Danny GOUGH	11	19 Peter BRANTON	10	26 Damian LEE
ROW 3	9	8 David BALL	8	27 Richard HAYWARD	7	74 Paul WHITBY
ROW 2	6	15 Billy PERKINS	5	61 Paul WELCH	4	13 Doug EDMONDSON
ROW 1	3	117 Stuart HALL	2	51 Kevin WHOLEY	1	75 Anthony JOHNSON
Pole						

Brands Hatch Indy: 1.2079 miles

These results are provisional until the conclusion of any judicial and technical matters.

Clerk Of Course :	Stewards :	Timekeeper : <i>Craig Smith</i>
-------------------	------------	------------------------------------

 Results can be found at www.tsl-timing.com

Printed - 14:02 Saturday, 11 March 2023



BMCRC - MRO Championships 2023 - Rnd 1 @ Brands Hatch Indy
DFDS Yamaha Past Masters
RACE 17 - CLASSIFICATION

POS	NO	CL	PIC NAME	ENTRY	LAPS	TIME	GAP	DIFF	MPH	BEST	ON
1	51		1 Kevin WHOLEY	Yamaha TZR - Twistgrip Motorcycles	9	8:10.157			79.84	53.108	7
2	13		2 Doug EDMONDSON	Yamaha TZR250 - Stan Stephens Tuning	9	8:10.374	0.217	0.217	79.81	53.428	5
3	19		3 Peter BRANTON	Yamaha TZR 250 -	9	8:14.336	4.179	3.962	79.17	53.834	4
4	61		4 Paul WELCH	Yamaha TZR250 -	9	8:14.502	4.345	0.166	79.14	53.825	5
5	27		5 Richard HAYWARD	Yamaha TZR - GForce/Hayward R Ltd/SnapOn	9	8:15.031	4.874	0.529	79.06	53.896	4
6	15		6 Billy PERKINS	Yamaha TZR 250 - Ashford tarmac / Barking mad ab	9	8:15.604	5.447	0.573	78.96	53.991	3
7	117		7 Stuart HALL	Yamaha TZR250 -	9	8:15.641	5.484	0.037	78.96	53.750	5
8	74		8 Paul WHITBY	Yamaha TZR 250 - Greybridge Ltd	9	8:16.478	6.321	0.837	78.83	54.063	9
9	75		9 Anthony JOHNSON	Yamaha TZR 250 - INTA MOTORCYCLE SERVICE	9	8:17.557	7.400	1.079	78.65	53.810	7
10	8		10 David BALL	Yamaha TZR250 - Gardiner Page and Roe pension	9	8:18.931	8.774	1.374	78.44	54.113	7
11	60	C	1 Danny GOUGH	Yamaha TZR 250 - G Force Motorcycles	9	8:38.419	28.262	19.488	75.49	56.419	9
12	26	C	2 Damian LEE	Yamaha TZR250 - Leed Autos	9	8:38.836	28.679	0.417	75.43	56.216	9
13	29		11 Derek CRIPPS	Yamaha TZR - Kelly Cripps - Team FBR	9	8:39.248	29.091	0.412	75.37	56.136	3
14	72	C	3 John HAMILTON	Yamaha TZR250 - LW Racing	9	8:39.350	29.193	0.102	75.35	56.211	9
15	100	C	4 Darren CONNEELY	Yamaha TZR 250 - www.ypmrc.co.uk	9	8:40.730	30.573	1.380	75.15	56.330	9
16	42	C	5 Martin PEARSON	Yamaha TZR250 -	9	8:57.194	47.037	16.464	72.85	57.787	8
17	333	C	6 Mark STUBBERFIELD	Yamaha TZR250 - Polished concrete London	9	9:00.684	50.527	3.490	72.38	58.689	2
18	46	C	7 Kevin MARSHALL	Yamaha TZR250 - Stacey Processing	9	9:01.266	51.109	0.582	72.30	58.520	2
19	62	C	8 David PATERSON	Yamaha TZR 250 - The love of a good woman	8	8:13.049	1 Lap	1 Lap	70.55	1:00.398	3
20	47	R	1 Roy ALDERSLADE	Yamaha TZR250 -	8	8:16.001	1 Lap	2.952	70.13	59.988	6
21	67		12 Mark BAILEY	Yamaha TZR - Elite Air conditioning Ltd. Hydroflow p	8	8:24.411	1 Lap	8.410	68.96	1:00.980	2
22	99	C	9 Paul FIRTH	Yamaha TZR250 - Joanne Porter	8	8:52.400	1 Lap	27.989	65.34	1:04.821	6
23	71	R	2 Tess BICKERSTAFF	Yamaha TZR250 - Len Whalin	8	8:59.671	1 Lap	7.271	64.46	1:05.521	4

NOT CLASSIFIED

DNF	69	C	Mark ELLERAY	Yamaha TZR250 - Abbot Solutions Ltd	6	6:09.701	3 Laps	2 Laps	70.57	59.588	2
DNF	4		Denis HALIL	Yamaha TZR250 - D & A AUTOS	5	4:59.897	4 Laps	1 Lap	72.50	57.564	2
DNF	73*	C	Colvin TURNER	Yamaha TZR250 -	0						

FASTEST LAP

51			Kevin WHOLEY	Yamaha TZR - Twistgrip Motorcycles	7	53.108	81.88 mph	131.77 kph
72	C		John HAMILTON	Yamaha TZR250 - LW Racing	9	56.211	77.36 mph	124.50 kph
47	R		Roy ALDERSLADE	Yamaha TZR250 -	6	59.988	72.49 mph	116.66 kph

*No. 73 - Please fit a working transponder

Class - 92.5% of Race Speed = 73.85 mph
 Class C - 92.5% of Race Speed = 69.82 mph
 Class R - 92.5% of Race Speed = 64.87 mph

Weather / Track : Cloudy / Dry

These results are provisional until the conclusion of any judicial and technical matters.

Race Distance: 9 Laps / 10.87 miles
 Brands Hatch Indy: 1.2079 miles
 Date: 11/03/2023 Start: 16:09 Finish: 16:17

Clerk Of Course :	Stewards :	Timekeeper : <i>Craig Smith</i>
-------------------	------------	------------------------------------

Results can be found at www.tsl-timing.com

Printed - 16:19 Saturday, 11 March 2023



BMCRC - MRO Championships 2023 - Rnd 1 @ Brands Hatch Indy

DFDS Yamaha Past Masters

RACE 17 - LAP CHART

LAP 1 @ 16:10:19.424

NO	BEHIND	LAP TIME
13		59.491
51	0.112	59.603
61	0.527	1:00.018
117	0.566	1:00.057
15	0.917	1:00.408
27	1.002	1:00.493
74	1.174	1:00.665
8	1.428	1:00.919
19	1.687	1:01.178
75	1.869	1:01.360
26	3.556	1:03.047
60	4.369	1:03.860
72	4.660	1:04.151
100	5.575	1:05.066
333	5.853	1:05.344
29	6.239	1:05.730
46	6.649	1:06.140
4	7.428	1:06.919
62	7.672	1:07.163
42	8.005	1:07.496
69	9.027	1:08.518
67	9.297	1:08.788
47	9.625	1:09.116
99	13.906	1:13.397
71	15.091	1:14.582

LAP 2 @ 16:11:13.426

NO	BEHIND	LAP TIME
13		54.002
51	0.646	54.536
61	0.797	54.272
117	0.880	54.316
27	1.615	54.615
15	1.829	54.914
19	2.257	54.572
74	2.328	55.156
8	2.563	55.137
75	3.450	55.583
26	6.855	57.301
60	7.063	56.696
72	7.261	56.603
29	9.128	56.891
100	9.168	57.595
333	10.540	58.689
4	10.990	57.564
46	11.167	58.520
42	13.886	59.883
62	14.070	1:00.400
69	14.613	59.588
67	16.275	1:00.980
47	16.504	1:00.881
99	26.196	1:06.292
71	27.510	1:06.421

LAP 3 @ 16:12:07.454

NO	BEHIND	LAP TIME
13		54.028
51	0.555	53.937
61	0.995	54.226
117	1.074	54.222
27	1.704	54.117
15	1.792	53.991

19	2.197	53.968
74	2.962	54.662
8	3.373	54.838
75	4.373	54.951
26	10.002	57.175
72	10.129	56.896
60	10.237	57.202
29	11.236	56.136
100	12.419	57.279
4	15.372	58.410
333	16.046	59.534
46	17.135	59.996
42	19.187	59.329
62	20.440	1:00.398
69	20.573	59.988
67	23.871	1:01.624
47	24.060	1:01.584
99	38.588	1:06.420
71	39.510	1:06.028

LAP 4 @ 16:13:01.066

NO	BEHIND	LAP TIME
13		53.612
51	1.053	54.110
61	1.440	54.057
117	1.831	54.369
27	1.988	53.896
15	2.368	54.188
19	2.419	53.834
74	3.599	54.249
8	4.277	54.516
75	4.777	54.016
60	13.718	57.093
26	13.853	57.463
72	14.198	57.681
29	14.431	56.807
100	15.810	57.003
4	20.752	58.992
333	21.921	59.487
46	22.983	59.460
42	24.150	58.575
62	27.318	1:00.490
69	27.546	1:00.585
47	32.266	1:01.818
67	32.433	1:02.174
99	50.886	1:05.910
71	51.419	1:05.521

LAP 5 @ 16:13:54.494

NO	BEHIND	LAP TIME
13		53.428
51	0.928	53.303
61	1.837	53.825
117	2.153	53.750
27	2.708	54.148
19	3.000	54.009
15	3.517	54.577
74	4.674	54.503
8	5.344	54.495
75	6.009	54.660
60	16.891	56.601
26	17.359	56.934
72	17.673	56.903
29	18.075	57.072
100	19.542	57.160

4	25.336	58.012
333	28.363	59.870
42	28.963	58.241
46	29.239	59.684
62	34.381	1:00.491
69	34.565	1:00.447
47	39.357	1:00.519
67	41.884	1:02.879

LAP 6 @ 16:14:48.237

NO	BEHIND	LAP TIME
13		53.743
51	0.998	53.813
61	2.844	54.750
117	2.978	54.568
27	3.091	54.126
19	3.464	54.207
15	4.116	54.342
74	5.775	54.844
75	6.693	54.427
8	6.797	55.196
99	1 Lap	1:05.357
71	1 Lap	1:06.538
60	20.044	56.896
26	20.567	56.951
72	20.739	56.809
29	20.996	56.664
100	22.829	57.030
333	34.378	59.758
42	34.475	59.255
46	35.215	59.719
62	41.196	1:00.558
69	41.397	1:00.575
47	45.602	59.988
67	50.551	1:02.410

LAP 7 @ 16:15:42.118

NO	BEHIND	LAP TIME
13		53.881
51	0.225	53.108
61	3.376	54.413
27	3.697	54.487
19	3.790	54.207
117	3.806	54.709
15	4.524	54.289
74	6.098	54.204
75	6.622	53.810
8	7.029	54.113
99	1 Lap	1:04.821
60	22.641	56.478
26	23.106	56.420
71	1 Lap	1:06.317
29	23.424	56.309
72	23.692	56.834
100	25.347	56.399
42	38.818	58.224
333	39.723	59.226
46	40.410	59.076
62	48.212	1:00.897
47	53.254	1:01.533

LAP 8 @ 16:16:36.060

NO	BEHIND	LAP TIME
51		53.717

13	0.073	54.015
61	4.045	54.611
19	4.136	54.288
27	4.288	54.533
117	4.774	54.910
15	4.852	54.270
74	6.288	54.132
67	1 Lap	1:03.600
75	7.236	54.556
8	7.448	54.361
60	25.873	57.174
29	26.339	56.857
26	26.493	57.329
72	27.012	57.262
100	28.273	56.868
99	1 Lap	1:05.113
71	1 Lap	1:06.548
42	42.663	57.787
333	44.616	58.835
46	45.647	59.179

LAP 9 @ 16:17:30.090

NO	BEHIND	LAP TIME
51		54.030
13	0.217	54.174
62	1 Lap	1:02.652
19	4.179	54.073
61	4.345	54.330
27	4.874	54.616
15	5.447	54.625
117	5.484	54.740
47	1 Lap	1:00.562
74	6.321	54.063
75	7.400	54.194
8	8.774	55.356
67	1 Lap	1:01.956
60	28.262	56.419
26	28.679	56.216
29	29.091	56.782
72	29.193	56.211
100	30.573	56.330
99	1 Lap	1:05.090
42	47.037	58.404
71	1 Lap	1:07.716
333	50.527	59.941
46	51.109	59.492

BMCRC - MRO Championships 2023 - Rnd 1 @ Brands Hatch Indy

DFDS Yamaha Past Masters

RACE 17 - POSITION CHART

No	Name	Lap										
		Pos	1	2	3	4	5	6	7	8	9	
75	JOHNSON	1	13	13	13	13	13	13	13	13	51	51
51	WHOLEY	2	51	51	51	51	51	51	51	51	13	13
117	HALL	3	61	61	61	61	61	61	61	61	61	19
13	EDMONDSON	4	117	117	117	117	117	117	117	27	19	61
61	WELCH	5	15	27	27	27	27	27	27	19	27	27
15	PERKINS	6	27	15	15	15	19	19	117	117	15	
74	WHITBY	7	74	19	19	19	15	15	15	15	117	
27	HAYWARD	8	8	74	74	74	74	74	74	74	74	74
8	BALL	9	19	8	8	8	8	75	75	75	75	
26	LEE	10	75	75	75	75	75	8	8	8	8	
19	BRANTON	11	26	26	26	60	60	60	60	60	60	
60	GOUGH	12	60	60	72	26	26	26	26	29	26	
333	STUBBERFIELD	13	72	72	60	72	72	72	29	26	29	
72	HAMILTON	14	100	29	29	29	29	29	72	72	72	
29	CRIPPS	15	333	100	100	100	100	100	100	100	100	
100	CONNELY	16	29	333	4	4	4	333	42	42	42	
42	PEARSON	17	46	4	333	333	333	42	333	333	333	
46	MARSHALL	18	4	46	46	46	42	46	46	46	46	
73	TURNER	19	62	42	42	42	46	62	62	62		
69	ELLERAY	20	42	62	62	62	62	69	47	47		
62	PATERSON	21	69	69	69	69	69	47	67	67		
47	ALDESLADE	22	67	67	67	47	47	67	99	99		
67	BAILEY	23	47	47	47	67	67	99	71	71		
99	FIRTH	24	99	99	99	99	99	71				
71	BICKERSTAFF	25	71	71	71	71	71					
4	HALIL	26										

BMCRC - MRO Championships 2023 - Rnd 1 @ Brands Hatch Indy

DFDS Yamaha Past Masters

RACE 17 - SECTOR ANALYSIS



SECTOR 1 = FL to I1, SECTOR 2 = I1 to FL, DIFF = Difference To Personal Best Lap, P = Crossed Finish Line in Pit Lane, D = Time Disallowed

P1 51		Kevin WHOLEY		Yamaha TZR - Twistgrip Motorcycles			
IDEAL LAP TIME : 53.108		BEST LAP TIME : 53.108		DIFFERENCE : 0.000			
LAP	SECTOR 1	SECTOR 2	LAP TIME	MPH	DIFF	TIME OF DAY	
1 -			59.603	72.95	6.495	16:10:19.536	
2 -	32.663	21.873	54.536	79.73	1.428	16:11:14.072	
3 -	32.266	21.671	53.937	80.62	0.829	16:12:08.009	
4 -	32.460	21.650	54.110	80.36	1.002	16:13:02.119	
5 -	31.931	21.372	53.303 (2)	81.58	0.195	16:13:55.422	
6 -	32.408	21.405	53.813	80.80	0.705	16:14:49.235	
7 -	31.804	21.304	53.108 (1)	81.88		16:15:42.343	
8 -	32.177	21.540	53.717 (3)	80.95	0.609	16:16:36.060	
9 -	32.356	21.674	54.030	80.48	0.922	16:17:30.090	

P2 13		Doug EDMONDSON		Yamaha TZR250 - Stan Stephens Tuning			
IDEAL LAP TIME : 53.428		BEST LAP TIME : 53.428		DIFFERENCE : 0.000			
LAP	SECTOR 1	SECTOR 2	LAP TIME	MPH	DIFF	TIME OF DAY	
1 -			59.491	73.09	6.063	16:10:19.424	
2 -	32.177	21.825	54.002	80.52	0.574	16:11:13.426	
3 -	32.306	21.722	54.028	80.48	0.600	16:12:07.454	
4 -	31.904	21.708	53.612 (2)	81.11	0.184	16:13:01.066	
5 -	31.830	21.598	53.428 (1)	81.39		16:13:54.494	
6 -	31.975	21.768	53.743 (3)	80.91	0.315	16:14:48.237	
7 -	32.116	21.765	53.881	80.70	0.453	16:15:42.118	
8 -	32.182	21.833	54.015	80.50	0.587	16:16:36.133	
9 -	32.204	21.970	54.174	80.27	0.746	16:17:30.307	

P3 19		Peter BRANTON		Yamaha TZR 250 -			
IDEAL LAP TIME : 53.666		BEST LAP TIME : 53.834		DIFFERENCE : 0.168			
LAP	SECTOR 1	SECTOR 2	LAP TIME	MPH	DIFF	TIME OF DAY	
1 -		22.023	1:01.178	71.08	7.344	16:10:21.111	
2 -	32.825	21.747	54.572	79.68	0.738	16:11:15.683	
3 -	32.457	21.511	53.968 (2)	80.57	0.134	16:12:09.651	
4 -	32.406	21.428	53.834 (1)	80.77		16:13:03.485	
5 -	32.334	21.675	54.009 (3)	80.51	0.175	16:13:57.494	
6 -	32.679	21.528	54.207	80.22	0.373	16:14:51.701	
7 -	32.539	21.668	54.207	80.22	0.373	16:15:45.908	
8 -	32.238	22.050	54.288	80.10	0.454	16:16:40.196	
9 -	32.304	21.769	54.073	80.42	0.239	16:17:34.269	

P4 61		Paul WELCH		Yamaha TZR250 -			
IDEAL LAP TIME : 53.565		BEST LAP TIME : 53.825		DIFFERENCE : 0.260			
LAP	SECTOR 1	SECTOR 2	LAP TIME	MPH	DIFF	TIME OF DAY	
1 -			1:00.018	72.45	6.193	16:10:19.951	
2 -	32.682	21.590	54.272	80.12	0.447	16:11:14.223	
3 -	32.854	21.372	54.226 (3)	80.19	0.401	16:12:08.449	
4 -	32.490	21.567	54.057 (2)	80.44	0.232	16:13:02.506	
5 -	32.193	21.632	53.825 (1)	80.79		16:13:56.331	
6 -	32.784	21.966	54.750	79.42	0.925	16:14:51.081	
7 -	32.475	21.938	54.413	79.91	0.588	16:15:45.494	
8 -	32.602	22.009	54.611	79.62	0.786	16:16:40.105	
9 -	32.623	21.707	54.330	80.04	0.505	16:17:34.435	

BMCRC - MRO Championships 2023 - Rnd 1 @ Brands Hatch Indy

DFDS Yamaha Past Masters

RACE 17 - SECTOR ANALYSIS



SECTOR 1 = FL to I1, SECTOR 2 = I1 to FL, DIFF = Difference To Personal Best Lap, P = Crossed Finish Line in Pit Lane, D = Time Disallowed

P5 27		Richard HAYWARD		Yamaha TZR - GForce/Hayward R Ltd/SnapOn		
IDEAL LAP TIME : 53.790		BEST LAP TIME : 53.896		DIFFERENCE : 0.106		
LAP	SECTOR 1	SECTOR 2	LAP TIME	MPH	DIFF	TIME OF DAY
1 -			1:00.493	71.88	6.597	16:10:20.426
2 -	32.626	21.989	54.615	79.62	0.719	16:11:15.041
3 -	32.535	21.582	54.117 (2)	80.35	0.221	16:12:09.158
4 -	32.210	21.686	53.896 (1)	80.68		16:13:03.054
5 -	32.568	21.580	54.148	80.30	0.252	16:13:57.202
6 -	32.358	21.768	54.126 (3)	80.34	0.230	16:14:51.328
7 -	32.652	21.835	54.487	79.80	0.591	16:15:45.815
8 -	32.637	21.896	54.533	79.74	0.637	16:16:40.348
9 -	32.680	21.936	54.616	79.62	0.720	16:17:34.964

P6 15		Billy PERKINS		Yamaha TZR 250 - Ashford tarmac / Barking mad about Animals		
IDEAL LAP TIME : 53.912		BEST LAP TIME : 53.991		DIFFERENCE : 0.079		
LAP	SECTOR 1	SECTOR 2	LAP TIME	MPH	DIFF	TIME OF DAY
1 -			1:00.408	71.98	6.417	16:10:20.341
2 -	32.843	22.071	54.914	79.18	0.923	16:11:15.255
3 -	32.182	21.809	53.991 (1)	80.54		16:12:09.246
4 -	32.386	21.802	54.188 (2)	80.25	0.197	16:13:03.434
5 -	32.437	22.140	54.577	79.67	0.586	16:13:58.011
6 -	32.529	21.813	54.342	80.02	0.351	16:14:52.353
7 -	32.110	22.179	54.289	80.10	0.298	16:15:46.642
8 -	32.219	22.051	54.270 (3)	80.12	0.279	16:16:40.912
9 -	32.443	22.182	54.625	79.60	0.634	16:17:35.537

P7 117		Stuart HALL		Yamaha TZR250 -		
IDEAL LAP TIME : 53.750		BEST LAP TIME : 53.750		DIFFERENCE : 0.000		
LAP	SECTOR 1	SECTOR 2	LAP TIME	MPH	DIFF	TIME OF DAY
1 -			1:00.057	72.40	6.307	16:10:19.990
2 -	32.412	21.904	54.316 (3)	80.06	0.566	16:11:14.306
3 -	32.389	21.833	54.222 (2)	80.19	0.472	16:12:08.528
4 -	32.662	21.707	54.369	79.98	0.619	16:13:02.897
5 -	32.074	21.676	53.750 (1)	80.90		16:13:56.647
6 -	32.792	21.776	54.568	79.69	0.818	16:14:51.215
7 -	32.678	22.031	54.709	79.48	0.959	16:15:45.924
8 -	32.781	22.129	54.910	79.19	1.160	16:16:40.834
9 -	32.614	22.126	54.740	79.44	0.990	16:17:35.574

P8 74		Paul WHITBY		Yamaha TZR 250 - Greybridge Ltd		
IDEAL LAP TIME : 53.941		BEST LAP TIME : 54.063		DIFFERENCE : 0.122		
LAP	SECTOR 1	SECTOR 2	LAP TIME	MPH	DIFF	TIME OF DAY
1 -			1:00.665	71.68	6.602	16:10:20.598
2 -	32.928	22.228	55.156	78.84	1.093	16:11:15.754
3 -	32.825	21.837	54.662	79.55	0.599	16:12:10.416
4 -	32.465	21.784	54.249	80.16	0.186	16:13:04.665
5 -	32.473	22.030	54.503	79.78	0.440	16:13:59.168
6 -	32.824	22.020	54.844	79.29	0.781	16:14:54.012
7 -	32.271	21.933	54.204 (3)	80.22	0.141	16:15:48.216
8 -	32.324	21.808	54.132 (2)	80.33	0.069	16:16:42.348
9 -	32.157	21.906	54.063 (1)	80.43		16:17:36.411

BMCRC - MRO Championships 2023 - Rnd 1 @ Brands Hatch Indy

DFDS Yamaha Past Masters

RACE 17 - SECTOR ANALYSIS



SECTOR 1 = FL to I1, SECTOR 2 = I1 to FL, DIFF = Difference To Personal Best Lap, P = Crossed Finish Line in Pit Lane, D = Time Disallowed

P9 75		Anthony JOHNSON		Yamaha TZR 250 - INTA MOTORCYCLE SERVICES LTD			
IDEAL LAP TIME : 53.799		BEST LAP TIME : 53.810		DIFFERENCE : 0.011			
LAP	SECTOR 1	SECTOR 2	LAP TIME	MPH	DIFF	TIME OF DAY	
1 -			1:01.360	70.86	7.550	16:10:21.293	
2 -	33.138	22.445	55.583	78.23	1.773	16:11:16.876	
3 -	32.720	22.231	54.951	79.13	1.141	16:12:11.827	
4 -	32.261	21.755	54.016 (2)	80.50	0.206	16:13:05.843	
5 -	32.843	21.817	54.660	79.55	0.850	16:14:00.503	
6 -	32.262	22.165	54.427	79.89	0.617	16:14:54.930	
7 -	32.100	21.710	53.810 (1)	80.81		16:15:48.740	
8 -	32.273	22.283	54.556	79.70	0.746	16:16:43.296	
9 -	32.089	22.105	54.194 (3)	80.24	0.384	16:17:37.490	

P10 8		David BALL		Yamaha TZR250 - Gardiner Page and Roe pension consultants			
IDEAL LAP TIME : 54.113		BEST LAP TIME : 54.113		DIFFERENCE : 0.000			
LAP	SECTOR 1	SECTOR 2	LAP TIME	MPH	DIFF	TIME OF DAY	
1 -			1:00.919	71.38	6.806	16:10:20.852	
2 -	33.144	21.993	55.137	78.86	1.024	16:11:15.989	
3 -	32.926	21.912	54.838	79.29	0.725	16:12:10.827	
4 -	32.734	21.782	54.516	79.76	0.403	16:13:05.343	
5 -	32.745	21.750	54.495 (3)	79.79	0.382	16:13:59.838	
6 -	32.788	22.408	55.196	78.78	1.083	16:14:55.034	
7 -	32.439	21.674	54.113 (1)	80.36		16:15:49.147	
8 -	32.534	21.827	54.361 (2)	79.99	0.248	16:16:43.508	
9 -	33.289	22.067	55.356	78.55	1.243	16:17:38.864	

P11 60 C		Danny GOUGH		Yamaha TZR 250 - G Force Motorcycles			
IDEAL LAP TIME : 56.382		BEST LAP TIME : 56.419		DIFFERENCE : 0.037			
LAP	SECTOR 1	SECTOR 2	LAP TIME	MPH	DIFF	TIME OF DAY	
1 -		22.812	1:03.860	68.09	7.441	16:10:23.793	
2 -	34.043	22.653	56.696	76.70	0.277	16:11:20.489	
3 -	34.604	22.598	57.202	76.02	0.783	16:12:17.691	
4 -	34.571	22.522	57.093	76.16	0.674	16:13:14.784	
5 -	33.872	22.729	56.601 (3)	76.82	0.182	16:14:11.385	
6 -	34.166	22.730	56.896	76.43	0.477	16:15:08.281	
7 -	33.949	22.529	56.478 (2)	76.99	0.059	16:16:04.759	
8 -	34.526	22.648	57.174	76.05	0.755	16:17:01.933	
9 -	33.860	22.559	56.419 (1)	77.07		16:17:58.352	

P12 26 C		Damian LEE		Yamaha TZR250 - Leed Autos			
IDEAL LAP TIME : 56.137		BEST LAP TIME : 56.216		DIFFERENCE : 0.079			
LAP	SECTOR 1	SECTOR 2	LAP TIME	MPH	DIFF	TIME OF DAY	
1 -		23.144	1:03.047	68.97	6.831	16:10:22.980	
2 -	34.394	22.907	57.301	75.89	1.085	16:11:20.281	
3 -	34.192	22.983	57.175	76.05	0.959	16:12:17.456	
4 -	34.107	23.356	57.463	75.67	1.247	16:13:14.919	
5 -	33.981	22.953	56.934 (3)	76.37	0.718	16:14:11.853	
6 -	33.782	23.169	56.951	76.35	0.735	16:15:08.804	
7 -	33.578	22.842	56.420 (2)	77.07	0.204	16:16:05.224	
8 -	34.754	22.575	57.329	75.85	1.113	16:17:02.553	
9 -	33.562	22.654	56.216 (1)	77.35		16:17:58.769	

BMCRC - MRO Championships 2023 - Rnd 1 @ Brands Hatch Indy

DFDS Yamaha Past Masters

RACE 17 - SECTOR ANALYSIS



SECTOR 1 = FL to I1, SECTOR 2 = I1 to FL, DIFF = Difference To Personal Best Lap, P = Crossed Finish Line in Pit Lane, D = Time Disallowed

P13 29		Derek CRIPPS		Yamaha TZR - Kelly Cripps - Team FBR		
IDEAL LAP TIME : 56.055		BEST LAP TIME : 56.136		DIFFERENCE : 0.081		
LAP	SECTOR 1	SECTOR 2	LAP TIME	MPH	DIFF	TIME OF DAY
1 -		23.719	1:05.730	66.15	9.594	16:10:25.663
2 -	34.301	22.590	56.891	76.43	0.755	16:11:22.554
3 -	33.719	22.417	56.136 (1)	77.46		16:12:18.690
4 -	33.796	23.011	56.807	76.55	0.671	16:13:15.497
5 -	34.736	22.336	57.072	76.19	0.936	16:14:12.569
6 -	33.767	22.897	56.664 (3)	76.74	0.528	16:15:09.233
7 -	33.906	22.403	56.309 (2)	77.22	0.173	16:16:05.542
8 -	34.241	22.616	56.857	76.48	0.721	16:17:02.399
9 -	33.762	23.020	56.782	76.58	0.646	16:17:59.181

P14 72 C		John HAMILTON		Yamaha TZR250 - LW Racing		
IDEAL LAP TIME : 56.210		BEST LAP TIME : 56.211		DIFFERENCE : 0.001		
LAP	SECTOR 1	SECTOR 2	LAP TIME	MPH	DIFF	TIME OF DAY
1 -		23.019	1:04.151	67.78	7.940	16:10:24.084
2 -	34.249	22.354	56.603 (2)	76.82	0.392	16:11:20.687
3 -	34.143	22.753	56.896	76.43	0.685	16:12:17.583
4 -	34.745	22.936	57.681	75.39	1.470	16:13:15.264
5 -	34.159	22.744	56.903	76.42	0.692	16:14:12.167
6 -	33.948	22.861	56.809 (3)	76.54	0.598	16:15:08.976
7 -	34.474	22.360	56.834	76.51	0.623	16:16:05.810
8 -	34.667	22.595	57.262	75.94	1.051	16:17:03.072
9 -	33.949	22.262	56.211 (1)	77.36		16:17:59.283

P15 100 C		Darren CONNEELY		Yamaha TZR 250 - www.ypmrc.co.uk		
IDEAL LAP TIME : 56.330		BEST LAP TIME : 56.330		DIFFERENCE : 0.000		
LAP	SECTOR 1	SECTOR 2	LAP TIME	MPH	DIFF	TIME OF DAY
1 -		23.843	1:05.066	66.83	8.736	16:10:24.999
2 -	34.492	23.103	57.595	75.50	1.265	16:11:22.594
3 -	34.359	22.920	57.279	75.91	0.949	16:12:19.873
4 -	33.840	23.163	57.003	76.28	0.673	16:13:16.876
5 -	34.326	22.834	57.160	76.07	0.830	16:14:14.036
6 -	34.090	22.940	57.030	76.25	0.700	16:15:11.066
7 -	33.691	22.708	56.399 (2)	77.10	0.069	16:16:07.465
8 -	34.043	22.825	56.868 (3)	76.46	0.538	16:17:04.333
9 -	33.646	22.684	56.330 (1)	77.19		16:18:00.663

P16 42 C		Martin PEARSON		Yamaha TZR250 -		
IDEAL LAP TIME : 57.787		BEST LAP TIME : 57.787		DIFFERENCE : 0.000		
LAP	SECTOR 1	SECTOR 2	LAP TIME	MPH	DIFF	TIME OF DAY
1 -		23.924	1:07.496	64.42	9.709	16:10:27.429
2 -	35.998	23.885	59.883	72.61	2.096	16:11:27.312
3 -	35.759	23.570	59.329	73.29	1.542	16:12:26.641
4 -	35.282	23.293	58.575	74.23	0.788	16:13:25.216
5 -	34.993	23.248	58.241 (3)	74.66	0.454	16:14:23.457
6 -	35.407	23.848	59.255	73.38	1.468	16:15:22.712
7 -	35.003	23.221	58.224 (2)	74.68	0.437	16:16:20.936
8 -	34.797	22.990	57.787 (1)	75.25		16:17:18.723
9 -	35.042	23.362	58.404	74.45	0.617	16:18:17.127

BMCR - MRO Championships 2023 - Rnd 1 @ Brands Hatch Indy

DFDS Yamaha Past Masters

RACE 17 - SECTOR ANALYSIS



SECTOR 1 = FL to I1, SECTOR 2 = I1 to FL, DIFF = Difference To Personal Best Lap, P = Crossed Finish Line in Pit Lane, D = Time Disallowed

P17 333 C		Mark STUBBERFIELD		Yamaha TZR250 - Polished concrete London			
IDEAL LAP TIME : 58.638		BEST LAP TIME : 58.689		DIFFERENCE : 0.051			
LAP	SECTOR 1	SECTOR 2	LAP TIME	MPH	DIFF	TIME OF DAY	
1 -		23.414	1:05.344	66.54	6.655	16:10:25.277	
2 -	35.238	23.451	58.689 (1)	74.09		16:11:23.966	
3 -	35.718	23.816	59.534	73.04	0.845	16:12:23.500	
4 -	35.781	23.706	59.487	73.10	0.798	16:13:22.987	
5 -	35.765	24.105	59.870	72.63	1.181	16:14:22.857	
6 -	35.778	23.980	59.758	72.77	1.069	16:15:22.615	
7 -	35.743	23.483	59.226 (3)	73.42	0.537	16:16:21.841	
8 -	35.224	23.611	58.835 (2)	73.91	0.146	16:17:20.676	
9 -	36.183	23.758	59.941	72.54	1.252	16:18:20.617	

P18 46 C		Kevin MARSHALL		Yamaha TZR250 - Stacey Processing			
IDEAL LAP TIME : 58.360		BEST LAP TIME : 58.520		DIFFERENCE : 0.160			
LAP	SECTOR 1	SECTOR 2	LAP TIME	MPH	DIFF	TIME OF DAY	
1 -		23.457	1:06.140	65.74	7.620	16:10:26.073	
2 -	34.903	23.617	58.520 (1)	74.30		16:11:24.593	
3 -	35.639	24.357	59.996	72.48	1.476	16:12:24.589	
4 -	35.629	23.831	59.460	73.13	0.940	16:13:24.049	
5 -	35.141	24.543	59.684	72.86	1.164	16:14:23.733	
6 -	35.549	24.170	59.719	72.81	1.199	16:15:23.452	
7 -	35.382	23.694	59.076 (2)	73.61	0.556	16:16:22.528	
8 -	35.314	23.865	59.179 (3)	73.48	0.659	16:17:21.707	
9 -	35.433	24.059	59.492	73.09	0.972	16:18:21.199	

P19 62 C		David PATERSON		Yamaha TZR 250 - The love of a good woman			
IDEAL LAP TIME : 59.946		BEST LAP TIME : 1:00.398		DIFFERENCE : 0.452			
LAP	SECTOR 1	SECTOR 2	LAP TIME	MPH	DIFF	TIME OF DAY	
1 -		23.796	1:07.163	64.74	6.765	16:10:27.096	
2 -	36.150	24.250	1:00.400 (2)	71.99	0.002	16:11:27.496	
3 -	36.298	24.100	1:00.398 (1)	71.99		16:12:27.894	
4 -	36.418	24.072	1:00.490 (3)	71.88	0.092	16:13:28.384	
5 -	36.377	24.114	1:00.491	71.88	0.093	16:14:28.875	
6 -	36.404	24.154	1:00.558	71.80	0.160	16:15:29.433	
7 -	36.630	24.267	1:00.897	71.40	0.499	16:16:30.330	
8 -	37.088	25.564	1:02.652	69.40	2.254	16:17:32.982	

P20 47 R		Roy ALDERSLADE		Yamaha TZR250 -			
IDEAL LAP TIME : 59.988		BEST LAP TIME : 59.988		DIFFERENCE : 0.000			
LAP	SECTOR 1	SECTOR 2	LAP TIME	MPH	DIFF	TIME OF DAY	
1 -		24.368	1:09.116	62.91	9.128	16:10:29.049	
2 -	36.590	24.291	1:00.881	71.42	0.893	16:11:29.930	
3 -	37.132	24.452	1:01.584	70.61	1.596	16:12:31.514	
4 -	37.486	24.332	1:01.818	70.34	1.830	16:13:33.332	
5 -	36.221	24.298	1:00.519 (2)	71.85	0.531	16:14:33.851	
6 -	35.893	24.095	59.988 (1)	72.49		16:15:33.839	
7 -	36.861	24.672	1:01.533	70.67	1.545	16:16:35.372	
8 -	36.151	24.411	1:00.562 (3)	71.80	0.574	16:17:35.934	

BMCRC - MRO Championships 2023 - Rnd 1 @ Brands Hatch Indy

DFDS Yamaha Past Masters

RACE 17 - SECTOR ANALYSIS



SECTOR 1 = FL to I1, SECTOR 2 = I1 to FL, DIFF = Difference To Personal Best Lap, P = Crossed Finish Line in Pit Lane, D = Time Disallowed

P21 67		Mark BAILEY		Yamaha TZR - Elite Air conditioning Ltd. Hydroflow plumbing Ltd			
IDEAL LAP TIME : 1:00.980		BEST LAP TIME : 1:00.980		DIFFERENCE : 0.000			
LAP	SECTOR 1	SECTOR 2	LAP TIME	MPH	DIFF	TIME OF DAY	
1 -		24.568	1:08.788	63.21	7.808	16:10:28.721	
2 -	36.725	24.255	1:00.980 (1)	71.31		16:11:29.701	
3 -	37.158	24.466	1:01.624 (2)	70.56	0.644	16:12:31.325	
4 -	37.441	24.733	1:02.174	69.94	1.194	16:13:33.499	
5 -	38.223	24.656	1:02.879	69.15	1.899	16:14:36.378	
6 -	37.691	24.719	1:02.410	69.67	1.430	16:15:38.788	
7 -	38.545	25.055	1:03.600	68.37	2.620	16:16:42.388	
8 -	37.080	24.876	1:01.956 (3)	70.18	0.976	16:17:44.344	

P22 99 C		Paul FIRTH		Yamaha TZR250 - Joanne Porter			
IDEAL LAP TIME : 1:04.810		BEST LAP TIME : 1:04.821		DIFFERENCE : 0.011			
LAP	SECTOR 1	SECTOR 2	LAP TIME	MPH	DIFF	TIME OF DAY	
1 -		26.476	1:13.397	59.24	8.576	16:10:33.330	
2 -	39.804	26.488	1:06.292	65.59	1.471	16:11:39.622	
3 -	39.626	26.794	1:06.420	65.47	1.599	16:12:46.042	
4 -	39.600	26.310	1:05.910	65.97	1.089	16:13:51.952	
5 -	39.459	25.898	1:05.357	66.53	0.536	16:14:57.309	
6 -	39.263	25.558	1:04.821 (1)	67.08		16:16:02.130	
7 -	39.563	25.550	1:05.113 (3)	66.78	0.292	16:17:07.243	
8 -	39.543	25.547	1:05.090 (2)	66.80	0.269	16:18:12.333	

P23 71 R		Tess BICKERSTAFF		Yamaha TZR250 - Len Whalin			
IDEAL LAP TIME : 1:05.483		BEST LAP TIME : 1:05.521		DIFFERENCE : 0.038			
LAP	SECTOR 1	SECTOR 2	LAP TIME	MPH	DIFF	TIME OF DAY	
1 -		26.140	1:14.582	58.30	9.061	16:10:34.515	
2 -	40.145	26.276	1:06.421	65.47	0.900	16:11:40.936	
3 -	39.933	26.095	1:06.028 (2)	65.86	0.507	16:12:46.964	
4 -	39.388	26.133	1:05.521 (1)	66.36		16:13:52.485	
5 -	40.235	26.303	1:06.538	65.35	1.017	16:14:59.023	
6 -	40.203	26.114	1:06.317 (3)	65.57	0.796	16:16:05.340	
7 -	40.394	26.154	1:06.548	65.34	1.027	16:17:11.888	
8 -	40.510	27.206	1:07.716	64.21	2.195	16:18:19.604	

P24 69 C		Mark ELLERAY		Yamaha TZR250 - Abbot Solutions Ltd			
IDEAL LAP TIME : 59.481		BEST LAP TIME : 59.588		DIFFERENCE : 0.107			
LAP	SECTOR 1	SECTOR 2	LAP TIME	MPH	DIFF	TIME OF DAY	
1 -		23.995	1:08.518	63.46	8.930	16:10:28.451	
2 -	35.623	23.965	59.588 (1)	72.97		16:11:28.039	
3 -	36.130	23.858	59.988 (2)	72.49	0.400	16:12:28.027	
4 -	36.590	23.995	1:00.585	71.77	0.997	16:13:28.612	
5 -	36.500	23.947	1:00.447 (3)	71.94	0.859	16:14:29.059	
6 -	36.629	23.946	1:00.575	71.78	0.987	16:15:29.634	

P25 4		Denis HALIL		Yamaha TZR250 - D & A AUTOS			
IDEAL LAP TIME : 57.112		BEST LAP TIME : 57.564		DIFFERENCE : 0.452			
LAP	SECTOR 1	SECTOR 2	LAP TIME	MPH	DIFF	TIME OF DAY	
1 -		23.176	1:06.919	64.98	9.355	16:10:26.852	
2 -	34.163	23.401	57.564 (1)	75.54		16:11:24.416	
3 -	35.273	23.137	58.410 (3)	74.44	0.846	16:12:22.826	
4 -	35.987	23.005	58.992	73.71	1.428	16:13:21.818	
5 -	35.063	22.949	58.012 (2)	74.96	0.448	16:14:19.830	

BMCRC - MRO Championships 2023 - Rnd 1 @ Brands Hatch Indy

DFDS Yamaha Past Masters

RACE 17 - BEST SECTORS

SECTOR 1			SECTOR 2			IDEAL / BEST COMPARISON						
POS	NO	NAME	TIME	NO	NAME	TIME	POS	NO	NAME	IDEAL	BEST	DIFF
									PERFECT LAP	53.108		
1	51	WHOLEY	31.804	51	WHOLEY	21.304	1	51	WHOLEY	53.108	53.108	0.000
2	13	EDMONDSON	31.830	61	WELCH	21.372	2	13	EDMONDSON	53.428	53.428	0.000
3	117	HALL	32.074	19	BRANTON	21.428	3	61	WELCH	53.565	53.825	0.260
4	75	JOHNSON	32.089	27	HAYWARD	21.580	4	19	BRANTON	53.666	53.834	0.168
5	15	PERKINS	32.110	13	EDMONDSON	21.598	5	117	HALL	53.750	53.750	0.000
6	74	WHITBY	32.157	8	BALL	21.674	6	27	HAYWARD	53.790	53.896	0.106
7	61	WELCH	32.193	117	HALL	21.676	7	75	JOHNSON	53.799	53.810	0.011
8	27	HAYWARD	32.210	75	JOHNSON	21.710	8	15	PERKINS	53.912	53.991	0.079
9	19	BRANTON	32.238	74	WHITBY	21.784	9	74	WHITBY	53.941	54.063	0.122
10	8	BALL	32.439	15	PERKINS	21.802	10	8	BALL	54.113	54.113	0.000
11	26	LEE	33.562	72	HAMILTON	22.262	11	29	CRIPPS	56.055	56.136	0.081
12	100	CONNELY	33.646	29	CRIPPS	22.336	12	26	LEE	56.137	56.216	0.079
13	29	CRIPPS	33.719	60	GOUGH	22.522	13	72	HAMILTON	56.210	56.211	0.001
14	60	GOUGH	33.860	26	LEE	22.575	14	100	CONNELY	56.330	56.330	0.000
15	72	HAMILTON	33.948	100	CONNELY	22.684	15	60	GOUGH	56.382	56.419	0.037
16	4	HALIL	34.163	4	HALIL	22.949	16	4	HALIL	57.112	57.564	0.452
17	42	PEARSON	34.797	42	PEARSON	22.990	17	42	PEARSON	57.787	57.787	0.000
18	46	MARSHALL	34.903	333	STUBBERFIELD	23.414	18	46	MARSHALL	58.360	58.520	0.160
19	333	STUBBERFIELD	35.224	46	MARSHALL	23.457	19	333	STUBBERFIELD	58.638	58.689	0.051
20	69	ELLERAY	35.623	62	PATERSON	23.796	20	69	ELLERAY	59.481	59.588	0.107
21	47	ALDERSLADE	35.893	69	ELLERAY	23.858	21	62	PATERSON	59.946	1:00.398	0.452
22	62	PATERSON	36.150	47	ALDERSLADE	24.095	22	47	ALDERSLADE	59.988	59.988	0.000
23	67	BAILEY	36.725	67	BAILEY	24.255	23	67	BAILEY	1:00.980	1:00.980	0.000
24	99	FIRTH	39.263	99	FIRTH	25.547	24	99	FIRTH	1:04.810	1:04.821	0.011
25	71	BICKERSTAFF	39.388	71	BICKERSTAFF	26.095	25	71	BICKERSTAFF	1:05.483	1:05.521	0.038
26												

BMCRC - MRO Championships 2023 - Rnd 1 @ Brands Hatch Indy

DFDS Yamaha Past Masters

RACE 17 - STATISTICS

Competitors Started 25
Planned Start 2023-03-11 @ 16:36:00.000
Actual Start 2023-03-11 @ 16:09:19.932
Finish Time 2023-03-11 @ 16:17:30.089
Track Length 1.2079mi.
Total Laps 213
Total Distance Covered 257.2924mi.

Session Fastest Lap History

NO	CL	NAME	LAP TIME	TIME OF DAY	LAP	VEHICLE
13		Doug EDMONDSON	54.002	16:11:13.438	2	Yamaha TZR250
51		Kevin WHOLEY	53.937	16:12:08.035	3	Yamaha TZR
13		Doug EDMONDSON	53.612	16:13:01.077	4	Yamaha TZR250
13		Doug EDMONDSON	53.428	16:13:54.505	5	Yamaha TZR250
51		Kevin WHOLEY	53.303	16:13:55.448	5	Yamaha TZR
51		Kevin WHOLEY	53.108	16:15:42.368	7	Yamaha TZR

Session Leader History

NO	CL	NAME	FROM LAP	LAPS LED	DISTANCE	VEHICLE
13		Doug EDMONDSON	1	7	8.45 miles	Yamaha TZR250
51		Kevin WHOLEY	8	2	2.41 miles	Yamaha TZR

Flag History

TYPE	TIME OF DAY
GREEN	16:09:19.932
FINISH	16:17:30.089

Flag Statistics

TYPE	COUNT	TOTAL LAPS	TOTAL TIME
Green	1	9	9:11.010
Red	0	0	0.000
Safety Car	0	0	0.000
FCY	0	0	0.000

BMCRC - MRO Championships 2023 - Rnd 1 @ Brands Hatch Indy

DFDS Yamaha Past Masters

RACE 17 - STATISTICS

CLASS :

13 Starters

Fastest Lap History

NO	NAME	LAP TIME	TIME OF DAY	LAP	VEHICLE
13	Doug EDMONDSON	54.002	16:11:13.438	2	Yamaha TZR250
51	Kevin WHOLEY	53.937	16:12:08.035	3	Yamaha TZR
13	Doug EDMONDSON	53.612	16:13:01.077	4	Yamaha TZR250
13	Doug EDMONDSON	53.428	16:13:54.505	5	Yamaha TZR250
51	Kevin WHOLEY	53.303	16:13:55.448	5	Yamaha TZR
51	Kevin WHOLEY	53.108	16:15:42.368	7	Yamaha TZR

Leader History

NO	NAME	FROM LAP	LAPS LED	DISTANCE	VEHICLE
13	Doug EDMONDSON	1	7	8.45 miles	Yamaha TZR250
51	Kevin WHOLEY	8	2	2.41 miles	Yamaha TZR

BMCRC - MRO Championships 2023 - Rnd 1 @ Brands Hatch Indy

DFDS Yamaha Past Masters

RACE 17 - STATISTICS

CLASS : C

10 Starters

Fastest Lap History

NO	NAME	LAP TIME	TIME OF DAY	LAP	VEHICLE
26	Damian LEE	57.301	16:11:20.292	2	Yamaha TZR250
60	Danny GOUGH	56.696	16:11:20.514	2	Yamaha TZR 250
72	John HAMILTON	56.603	16:11:20.715	2	Yamaha TZR250
60	Danny GOUGH	56.601	16:14:11.411	5	Yamaha TZR 250
60	Danny GOUGH	56.478	16:16:04.784	7	Yamaha TZR 250
26	Damian LEE	56.420	16:16:05.236	7	Yamaha TZR250
100	Darren CONNEELY	56.399	16:16:07.498	7	Yamaha TZR 250
26	Damian LEE	56.216	16:17:58.780	9	Yamaha TZR250
72	John HAMILTON	56.211	16:17:59.276	9	Yamaha TZR250

Leader History

NO	NAME	FROM LAP	LAPS LED	DISTANCE	VEHICLE
26	Damian LEE	1	3	3.62 miles	Yamaha TZR250
60	Danny GOUGH	4	6	7.24 miles	Yamaha TZR 250

BMCRC - MRO Championships 2023 - Rnd 1 @ Brands Hatch Indy

DFDS Yamaha Past Masters

RACE 17 - STATISTICS

CLASS : R

2 Starters

Fastest Lap History

NO	NAME	LAP TIME	TIME OF DAY	LAP	VEHICLE
47	Roy ALDERSLADE	1:00.881	16:11:29.940	2	Yamaha TZR250
47	Roy ALDERSLADE	1:00.519	16:14:33.860	5	Yamaha TZR250
47	Roy ALDERSLADE	59.988	16:15:33.848	6	Yamaha TZR250

Leader History

NO	NAME	FROM LAP	LAPS LED	DISTANCE	VEHICLE
47	Roy ALDERSLADE	1	8	9.66 miles	Yamaha TZR250

BMCRC - MRO Championships 2023 - Rnd 1 @ Brands Hatch Indy
DFDS Yamaha Past Masters
RACE 7 - GRID (11 Laps)

ROW 11	33		32		31	22 Rik BALLERINI
ROW 10	30	162 Darren COOPER	29	70 Andrew BURSCOUGH	28	199 Michael FROST
ROW 9	27	28 Liam McCARTER	26	73 Colvin TURNER	25	71 Tess BICKERSTAFF 1:05.521
ROW 8	24	99 Paul FIRTH 1:04.821	23	67 Mark BAILEY 1:00.980	22	62 David PATERSON 1:00.398
ROW 7	21	47 Roy ALDERSLADE 59.988	20	69 Mark ELLERAY 59.588	19	333 Mark STUBBERFIELD 58.689
ROW 6	18	46 Kevin MARSHALL 58.520	17	42 Martin PEARSON 57.787	16	4 Denis HALIL 57.564
ROW 5	15	60 Danny GOUGH 56.419	14	100 Darren CONNEELY 56.330	13	26 Damian LEE 56.216
ROW 4	12	72 John HAMILTON 56.211	11	29 Derek CRIPPS 56.136	10	8 David BALL 54.113
ROW 3	9	74 Paul WHITBY 54.063	8	15 Billy PERKINS 53.991	7	27 Richard HAYWARD 53.896
ROW 2	6	19 Peter BRANTON 53.834	5	61 Paul WELCH 53.825	4	75 Anthony JOHNSON 53.810
ROW 1	3	117 Stuart HALL 53.750	2	13 Doug EDMONDSON 53.428	1	51 Kevin WHOLEY 53.108 Pole

Brands Hatch Indy: 1.2079 miles

These results are provisional until the conclusion of any judicial and technical matters.

Clerk Of Course :

Stewards :

Timekeeper :

Craig Smith

 Results can be found at www.tsl-timing.com

Printed - 16:21 Saturday, 11 March 2023



BMCRC - MRO Championships 2023 - Rnd 1 @ Brands Hatch Indy
DFDS Yamaha Past Masters
RACE 7 - CLASSIFICATION

POS	NO	CL	PIC NAME	ENTRY	LAPS	TIME	GAP	DIFF	MPH	BEST	ON
1	51		1 Kevin WHOLEY	Yamaha TZR - Twistgrip Motorcycles	11	9:59.053			79.85	53.513	4
2	61		2 Paul WELCH	Yamaha TZR250 -	11	9:59.689	0.636	0.636	79.76	53.435	4
3	19		3 Peter BRANTON	Yamaha TZR 250 -	11	9:59.813	0.760	0.124	79.74	53.302	4
4	15		4 Billy PERKINS	Yamaha TZR 250 - Ashford tarmac / Barking mad ab	11	10:08.593	9.540	8.780	78.59	54.315	7
5	8		5 David BALL	Yamaha TZR250 - Gardiner Page and Roe pension	11	10:10.641	11.588	2.048	78.33	54.260	10
6	27		6 Richard HAYWARD	Yamaha TZR - GForce/Hayward R Ltd/SnapOn	11	10:10.738	11.685	0.097	78.32	54.406	8
7	13		7 Doug EDMONDSON	Yamaha TZR250 - Stan Stephens Tuning	11	10:10.989	11.936	0.251	78.29	53.536	4
8	4		8 Denis HALIL	Yamaha TZR250 - D & A AUTOS	11	10:14.587	15.534	3.598	77.83	54.663	8
9	26	C	1 Damian LEE	Yamaha TZR250 - Leed Autos	11	10:27.941	28.888	13.354	76.17	56.069	2
10	72	C	2 John HAMILTON	Yamaha TZR250 - LW Racing	11	10:28.181	29.128	0.240	76.14	55.812	2
11	29		9 Derek CRIPPS	Yamaha TZR - Kelly Cripps - Team FBR	11	10:28.371	29.318	0.190	76.12	56.194	11
12	60	C	3 Danny GOUGH	Yamaha TZR 250 - G Force Motorcycles	11	10:34.686	35.633	6.315	75.36	56.174	10
13	333	C	4 Mark STUBBERFIELD	Yamaha TZR250 - Polished concrete London	11	10:35.209	36.156	0.523	75.30	55.935	10
14	28		10 Liam McCARTER	Yamaha TZR - Katie McCarter	11	10:35.223	36.170	0.014	75.30	56.433	10
15	100	C	5 Darren CONNEELY	Yamaha TZR 250 - www.ypmrc.co.uk	11	10:35.919	36.866	0.696	75.22	56.030	7
16	42	C	6 Martin PEARSON	Yamaha TZR250 -	10	9:59.841	1 Lap	1 Lap	72.49	58.515	9
17	199	C	7 Michael FROST	Yamaha TZR250 -	10	10:05.298	1 Lap	5.457	71.84	57.995	9
18	73	C	8 Colvin TURNER	Yamaha TZR250 -	10	10:10.119	1 Lap	4.821	71.27	59.369	9
19	47	R	1 Roy ALDERSLADE	Yamaha TZR250 -	10	10:10.870	1 Lap	0.751	71.18	59.641	4
20	46	C	9 Kevin MARSHALL	Yamaha TZR250 - Stacey Processing	10	10:12.116	1 Lap	1.246	71.04	59.394	9
21	99	C	10 Paul FIRTH	Yamaha TZR250 - Joanne Porter	10	10:55.166	1 Lap	43.050	66.37	1:03.330	6
22	71	R	2 Tess BICKERSTAFF	Yamaha TZR250 - Len Whalin	9	10:05.213	2 Laps	1 Lap	64.66	1:05.216	3

NOT CLASSIFIED

DNF	74		Paul WHITBY	Yamaha TZR 250 - Greybridge Ltd	10	9:05.175	1 Lap	0.000	79.76	53.256	8
DNF	75		Anthony JOHNSON	Yamaha TZR 250 - INTA MOTORCYCLE SERVICE	5	4:44.241	6 Laps	5 Laps	76.49	54.708	3
DNF	117		Stuart HALL	Yamaha TZR250 -	4	3:40.062	7 Laps	1 Lap	79.04	52.953	3

NOT STARTED

NS	62	C	David PATERSON	Yamaha TZR 250 - The love of a good woman							
----	----	---	----------------	---	--	--	--	--	--	--	--

FASTEST LAP

117			Stuart HALL	Yamaha TZR250 -	3	52.953		82.12 mph		132.16 kph	
72	C		John HAMILTON	Yamaha TZR250 - LW Racing	2	55.812		77.91 mph		125.39 kph	
47	R		Roy ALDERSLADE	Yamaha TZR250 -	4	59.641		72.91 mph		117.34 kph	

Class - 92.5% of Race Speed = 73.86 mph
 Class C - 92.5% of Race Speed = 70.45 mph
 Class R - 92.5% of Race Speed = 65.84 mph

Weather / Track : Cloudy / Dry

These results are provisional until the conclusion of any judicial and technical matters.

Race Distance: 11 Laps / 13.28 miles

Brands Hatch Indy: 1.2079 miles

Date: 12/03/2023 Start: 11:58 Finish: 12:08

Clerk Of Course :	Stewards :	Timekeeper : <i>Craig Smith</i>
-------------------	------------	------------------------------------

 Results can be found at www.tsl-timing.com

Printed - 12:11 Sunday, 12 March 2023



BMCR - MRO Championships 2023 - Rnd 1 @ Brands Hatch Indy

DFDS Yamaha Past Masters

RACE 7 - LAP CHART

LAP 1 @ 11:59:13.290

NO	BEHIND	LAP TIME
13		59.565
117	0.178	59.743
51	0.527	1:00.092
61	0.903	1:00.468
75	1.003	1:00.568
74	1.089	1:00.654
19	1.116	1:00.681
8	1.959	1:01.524
27	2.383	1:01.948
15	2.638	1:02.203
4	2.952	1:02.517
26	3.883	1:03.448
29	4.353	1:03.918
72	4.450	1:04.015
60	5.577	1:05.142
333	5.674	1:05.239
28	6.794	1:06.359
100	6.846	1:06.411
42	7.564	1:07.129
73	9.117	1:08.682
46	9.206	1:08.771
199	9.215	1:08.780
47	9.354	1:08.919
99	14.295	1:13.860
71	14.691	1:14.256

LAP 2 @ 12:00:07.133

NO	BEHIND	LAP TIME
13		53.843
117	0.311	53.976
51	1.057	54.373
61	1.472	54.412
19	1.555	54.282
74	2.122	54.876
8	3.191	55.075
27	3.494	54.954
15	3.838	55.043
4	3.891	54.782
75	3.960	56.800
26	6.109	56.069
72	6.419	55.812
29	6.772	56.262
60	9.414	57.680
333	9.498	57.667
28	10.363	57.412
100	10.999	57.996
42	12.743	59.022
73	14.723	59.449
199	14.973	59.601
46	15.800	1:00.437
47	16.088	1:00.577
99	25.891	1:05.439
71	27.498	1:06.650

LAP 3 @ 12:01:00.397

NO	BEHIND	LAP TIME
117		52.953
13	0.444	53.708
51	1.520	53.727
61	1.887	53.679
19	2.146	53.855
74	2.370	53.512

8	4.388	54.461
27	4.726	54.496
15	4.973	54.399
75	5.404	54.708
4	5.563	54.936
26	8.966	56.121
72	9.399	56.244
29	9.876	56.368
60	13.269	57.119
333	13.675	57.441
28	14.255	57.156
100	14.944	57.209
42	18.837	59.358
73	20.948	59.489
199	22.185	1:00.476
46	22.882	1:00.346
47	22.930	1:00.106
99	37.440	1:04.813
71	39.450	1:05.216

LAP 4 @ 12:01:53.787

NO	BEHIND	LAP TIME
117		53.390
13	0.590	53.536
51	1.643	53.513
61	1.932	53.435
19	2.058	53.302
74	2.577	53.597
8	6.028	55.030
15	6.211	54.628
27	6.245	54.909
4	7.554	55.381
75	7.803	55.789
26	12.196	56.620
72	12.771	56.762
29	13.328	56.842
60	16.634	56.755
333	17.400	57.115
28	17.608	56.743
100	18.789	57.235
42	24.859	59.412
73	28.587	1:01.029
47	29.181	59.641
46	29.815	1:00.323
199	31.091	1:02.296
99	49.090	1:05.040
71	51.624	1:05.564

LAP 5 @ 12:02:48.431

NO	BEHIND	LAP TIME
13		54.054
51	0.677	53.678
61	1.072	53.784
19	1.128	53.714
74	1.554	53.621
15	6.166	54.599
8	6.604	55.220
27	7.588	55.987
4	7.635	54.725
75	9.535	56.376
26	14.484	56.932
72	14.719	56.592
29	15.084	56.400
60	19.319	57.329
333	19.728	56.972

28	20.157	57.193
100	20.581	56.436
42	30.687	1:00.472
73	35.421	1:01.478
47	35.633	1:01.096
199	36.176	59.729
46	36.232	1:01.061

LAP 6 @ 12:03:43.271

NO	BEHIND	LAP TIME
13		54.840
51	0.076	54.239
61	0.145	53.913
19	0.381	54.093
74	1.370	54.656
99	1 Lap	1:05.046
15	6.227	54.901
8	6.548	54.784
27	8.001	55.253
4	8.023	55.228
71	1 Lap	1:07.770
26	16.267	56.623
72	16.520	56.641
29	16.648	56.404
60	21.306	56.827
333	21.812	56.924
28	21.911	56.594
100	22.722	56.981
42	35.096	59.249
47	40.922	1:00.129
199	40.952	59.616
73	41.536	1:00.955
46	41.998	1:00.606

LAP 7 @ 12:04:37.032

NO	BEHIND	LAP TIME
13		53.761
61	0.029	53.645
51	0.285	53.970
19	0.635	54.015
74	1.154	53.545
15	6.781	54.315
8	7.627	54.840
27	9.439	55.199
4	10.666	56.404
99	1 Lap	1:03.330
26	19.132	56.626
72	19.615	56.856
29	19.729	56.842
71	1 Lap	1:07.147
60	23.828	56.283
333	24.106	56.055
28	24.822	56.672
100	24.991	56.030
42	40.632	59.297
199	45.342	58.151
47	47.136	59.975
73	47.692	59.917
46	48.006	59.769

LAP 8 @ 12:05:30.573

NO	BEHIND	LAP TIME
13		53.541
61	0.188	53.700

51	0.282	53.538
19	0.598	53.504
74	0.869	53.256
15	7.599	54.359
8	8.840	54.754
27	10.304	54.406
4	11.788	54.663
26	22.106	56.515
72	22.388	56.314
29	22.565	56.377
99	1 Lap	1:03.590
60	26.900	56.613
333	26.994	56.429
28	27.825	56.544
100	27.957	56.507
71	1 Lap	1:06.778
42	45.688	58.597
199	50.435	58.634
47	53.617	1:00.022

LAP 9 @ 12:06:24.289

NO	BEHIND	LAP TIME
13		53.716
73	1 Lap	59.698
61	0.230	53.758
51	0.247	53.681
19	0.591	53.709
74	0.797	53.644
46	1 Lap	1:00.814
15	8.415	54.532
8	9.519	54.395
27	10.999	54.411
4	13.148	55.076
26	24.686	56.296
29	25.186	56.337
72	25.432	56.760
60	30.428	57.244
333	30.767	57.489
28	31.157	57.048
100	31.658	57.417
99	1 Lap	1:05.064
71	1 Lap	1:05.638
42	50.487	58.515

LAP 10 @ 12:07:18.564

NO	BEHIND	LAP TIME
51		54.028
61	0.153	54.198
13	0.165	54.440
74	0.336	53.814
19	0.372	54.056
199	1 Lap	57.995
73	1 Lap	59.369
47	1 Lap	1:00.589
46	1 Lap	59.394
15	8.473	54.333
8	9.504	54.260
27	11.341	54.617
4	14.180	55.307
26	26.834	56.423
72	27.225	56.068
29	27.338	56.427
60	32.327	56.174
333	32.427	55.935
28	33.315	56.433

100	33.481	56.098
99	1 Lap	1:04.732

LAP 11 @ 12:08:12.778

NO	BEHIND	LAP TIME
51		54.214
61	0.636	54.697
19	0.760	54.602
42	1 Lap	58.790
71	2 Laps	1:06.194
199	1 Lap	1:00.020
15	9.540	55.281
73	1 Lap	1:00.053
8	11.588	56.298
27	11.685	54.558
47	1 Lap	59.816
13	11.936	1:05.985
46	1 Lap	1:00.595
4	15.534	55.568
26	28.888	56.268
72	29.128	56.117
29	29.318	56.194
60	35.633	57.520
333	36.156	57.943
28	36.170	57.069
100	36.866	57.599
99	1 Lap	1:04.252

BMCRC - MRO Championships 2023 - Rnd 1 @ Brands Hatch Indy

DFDS Yamaha Past Masters

RACE 7 - POSITION CHART

No	Name	Lap Pos	Lap										
			1	2	3	4	5	6	7	8	9	10	11
51	WHOLEY	1	13	13	117	117	13	13	13	13	13	51	51
13	EDMONDSON	2	117	117	13	13	51	51	61	61	61	61	61
117	HALL	3	51	51	51	51	61	61	51	51	51	13	19
75	JOHNSON	4	61	61	61	61	19	19	19	19	19	74	15
61	WELCH	5	75	19	19	19	74	74	74	74	74	19	8
19	BRANTON	6	74	74	74	74	15	15	15	15	15	15	27
27	HAYWARD	7	19	8	8	8	8	8	8	8	8	8	13
15	PERKINS	8	8	27	27	15	27	27	27	27	27	27	4
74	WHITBY	9	27	15	15	27	4	4	4	4	4	4	26
8	BALL	10	15	4	75	4	75	26	26	26	26	26	72
29	CRIPPS	11	4	75	4	75	26	72	72	72	29	72	29
72	HAMILTON	12	26	26	26	26	72	29	29	29	72	29	60
26	LEE	13	29	72	72	72	29	60	60	60	60	60	333
100	CONNELLY	14	72	29	29	29	60	333	333	333	333	333	28
60	GOUGH	15	60	60	60	60	333	28	28	28	28	28	100
4	HALIL	16	333	333	333	333	28	100	100	100	100	100	100
42	PEARSON	17	28	28	28	28	100	42	42	42	42	42	42
46	MARSHALL	18	100	100	100	100	42	47	199	199	199	199	199
333	STUBBERFIELD	19	42	42	42	42	73	199	47	47	73	73	73
47	ALDERSLADE	20	73	73	73	73	47	73	73	73	47	47	47
62	PATERSON	21	46	199	199	47	199	46	46	46	46	46	46
99	FIRTH	22	199	46	46	46	46	99	99	99	99	99	99
71	BICKERSTAFF	23	47	47	47	199	99	71	71	71	71	71	71
73	TURNER	24	99	99	99	99	71						
28	McCARTER	25	71	71	71	71							
199	FROST	26											

BMCRC - MRO Championships 2023 - Rnd 1 @ Brands Hatch Indy

DFDS Yamaha Past Masters

RACE 7 - SECTOR ANALYSIS



SECTOR 1 = FL to I1, SECTOR 2 = I1 to FL, DIFF = Difference To Personal Best Lap, P = Crossed Finish Line in Pit Lane, D = Time Disallowed

P1 51		Kevin WHOLEY		Yamaha TZR - Twistgrip Motorcycles			
IDEAL LAP TIME : 53.394		BEST LAP TIME : 53.513		DIFFERENCE : 0.119			
LAP	SECTOR 1	SECTOR 2	LAP TIME	MPH	DIFF	TIME OF DAY	
1 -		21.782	1:00.092	72.36	6.579	11:59:13.817	
2 -	32.783	21.590	54.373	79.97	0.860	12:00:08.190	
3 -	32.251	21.476	53.727	80.93	0.214	12:01:01.917	
4 -	32.112	21.401	53.513 (1)	81.26		12:01:55.430	
5 -	32.369	21.309	53.678 (3)	81.01	0.165	12:02:49.108	
6 -	32.559	21.680	54.239	80.17	0.726	12:03:43.347	
7 -	32.576	21.394	53.970	80.57	0.457	12:04:37.317	
8 -	32.221	21.317	53.538 (2)	81.22	0.025	12:05:30.855	
9 -	32.216	21.465	53.681	81.00	0.168	12:06:24.536	
10 -	32.346	21.682	54.028	80.48	0.515	12:07:18.564	
11 -	32.932	21.282	54.214	80.21	0.701	12:08:12.778	

P2 61		Paul WELCH		Yamaha TZR250 -			
IDEAL LAP TIME : 53.327		BEST LAP TIME : 53.435		DIFFERENCE : 0.108			
LAP	SECTOR 1	SECTOR 2	LAP TIME	MPH	DIFF	TIME OF DAY	
1 -		21.891	1:00.468	71.91	7.033	11:59:14.193	
2 -	32.614	21.798	54.412	79.91	0.977	12:00:08.605	
3 -	32.008	21.671	53.679 (3)	81.01	0.244	12:01:02.284	
4 -	31.954	21.481	53.435 (1)	81.38		12:01:55.719	
5 -	32.314	21.470	53.784	80.85	0.349	12:02:49.503	
6 -	32.378	21.535	53.913	80.65	0.478	12:03:43.416	
7 -	32.146	21.499	53.645 (2)	81.06	0.210	12:04:37.061	
8 -	32.040	21.660	53.700	80.97	0.265	12:05:30.761	
9 -	31.857	21.901	53.758	80.89	0.323	12:06:24.519	
10 -	32.228	21.970	54.198	80.23	0.763	12:07:18.717	
11 -	33.177	21.520	54.697	79.50	1.262	12:08:13.414	

P3 19		Peter BRANTON		Yamaha TZR 250 -			
IDEAL LAP TIME : 53.302		BEST LAP TIME : 53.302		DIFFERENCE : 0.000			
LAP	SECTOR 1	SECTOR 2	LAP TIME	MPH	DIFF	TIME OF DAY	
1 -		21.954	1:00.681	71.66	7.379	11:59:14.406	
2 -	32.783	21.499	54.282	80.11	0.980	12:00:08.688	
3 -	32.414	21.441	53.855	80.74	0.553	12:01:02.543	
4 -	32.026	21.276	53.302 (1)	81.58		12:01:55.845	
5 -	32.367	21.347	53.714	80.95	0.412	12:02:49.559	
6 -	32.600	21.493	54.093	80.39	0.791	12:03:43.652	
7 -	32.462	21.553	54.015	80.50	0.713	12:04:37.667	
8 -	32.109	21.395	53.504 (2)	81.27	0.202	12:05:31.171	
9 -	32.156	21.553	53.709 (3)	80.96	0.407	12:06:24.880	
10 -	32.327	21.729	54.056	80.44	0.754	12:07:18.936	
11 -	33.088	21.514	54.602	79.64	1.300	12:08:13.538	

P4 15		Billy PERKINS		Yamaha TZR 250 - Ashford tarmac / Barking mad about Animals			
IDEAL LAP TIME : 54.173		BEST LAP TIME : 54.315		DIFFERENCE : 0.142			
LAP	SECTOR 1	SECTOR 2	LAP TIME	MPH	DIFF	TIME OF DAY	
1 -		22.135	1:02.203	69.90	7.888	11:59:15.928	
2 -	32.921	22.122	55.043	79.00	0.728	12:00:10.971	
3 -	32.549	21.850	54.399	79.93	0.084	12:01:05.370	
4 -	32.527	22.101	54.628	79.60	0.313	12:01:59.998	
5 -	32.769	21.830	54.599	79.64	0.284	12:02:54.597	
6 -	32.611	22.290	54.901	79.20	0.586	12:03:49.498	
7 -	32.343	21.972	54.315 (1)	80.06		12:04:43.813	
8 -	32.428	21.931	54.359 (3)	79.99	0.044	12:05:38.172	
9 -	32.595	21.937	54.532	79.74	0.217	12:06:32.704	
10 -	32.498	21.835	54.333 (2)	80.03	0.018	12:07:27.037	
11 -	33.381	21.900	55.281	78.66	0.966	12:08:22.318	

BMCRC - MRO Championships 2023 - Rnd 1 @ Brands Hatch Indy

DFDS Yamaha Past Masters

RACE 7 - SECTOR ANALYSIS



SECTOR 1 = FL to I1, SECTOR 2 = I1 to FL, DIFF = Difference To Personal Best Lap, P = Crossed Finish Line in Pit Lane, D = Time Disallowed

P5 8 David BALL		Yamaha TZR250 - Gardiner Page and Roe pension consultants				
IDEAL LAP TIME : 54.216		BEST LAP TIME : 54.260		DIFFERENCE : 0.044		
LAP	SECTOR 1	SECTOR 2	LAP TIME	MPH	DIFF	TIME OF DAY
1 -		22.022	1:01.524	70.68	7.264	11:59:15.249
2 -	33.138	21.937	55.075	78.95	0.815	12:00:10.324
3 -	32.627	21.834	54.461 (3)	79.84	0.201	12:01:04.785
4 -	33.026	22.004	55.030	79.02	0.770	12:01:59.815
5 -	33.386	21.834	55.220	78.75	0.960	12:02:55.035
6 -	32.595	22.189	54.784	79.37	0.524	12:03:49.819
7 -	32.645	22.195	54.840	79.29	0.580	12:04:44.659
8 -	32.959	21.795	54.754	79.42	0.494	12:05:39.413
9 -	32.546	21.849	54.395 (2)	79.94	0.135	12:06:33.808
10 -	32.421	21.839	54.260 (1)	80.14		12:07:28.068
11 -	33.591	22.707	56.298	77.24	2.038	12:08:24.366

P6 27 Richard HAYWARD		Yamaha TZR - GForce/Hayward R Ltd/SnapOn				
IDEAL LAP TIME : 54.274		BEST LAP TIME : 54.406		DIFFERENCE : 0.132		
LAP	SECTOR 1	SECTOR 2	LAP TIME	MPH	DIFF	TIME OF DAY
1 -		22.198	1:01.948	70.19	7.542	11:59:15.673
2 -	33.069	21.885	54.954	79.13	0.548	12:00:10.627
3 -	32.776	21.720	54.496 (3)	79.79	0.090	12:01:05.123
4 -	33.018	21.891	54.909	79.19	0.503	12:02:00.032
5 -	34.016	21.971	55.987	77.67	1.581	12:02:56.019
6 -	33.128	22.125	55.253	78.70	0.847	12:03:51.272
7 -	33.119	22.080	55.199	78.78	0.793	12:04:46.471
8 -	32.648	21.758	54.406 (1)	79.92		12:05:40.877
9 -	32.554	21.857	54.411 (2)	79.92	0.005	12:06:35.288
10 -	32.768	21.849	54.617	79.61	0.211	12:07:29.905
11 -	32.710	21.848	54.558	79.70	0.152	12:08:24.463

P7 13 Doug EDMONDSON		Yamaha TZR250 - Stan Stephens Tuning				
IDEAL LAP TIME : 53.317		BEST LAP TIME : 53.536		DIFFERENCE : 0.219		
LAP	SECTOR 1	SECTOR 2	LAP TIME	MPH	DIFF	TIME OF DAY
1 -		21.939	59.565	73.00	6.029	11:59:13.290
2 -	32.241	21.602	53.843	80.76	0.307	12:00:07.133
3 -	32.263	21.445	53.708 (3)	80.96	0.172	12:01:00.841
4 -	31.872	21.664	53.536 (1)	81.22		12:01:54.377
5 -	32.377	21.677	54.054	80.44	0.518	12:02:48.431
6 -	33.098	21.742	54.840	79.29	1.304	12:03:43.271
7 -	32.204	21.557	53.761	80.88	0.225	12:04:37.032
8 -	32.023	21.518	53.541 (2)	81.22	0.005	12:05:30.573
9 -	31.879	21.837	53.716	80.95	0.180	12:06:24.289
10 -	32.331	22.109	54.440	79.87	0.904	12:07:18.729
11 -	39.397	26.588	1:05.985	65.90	12.449	12:08:24.714

P8 4 Denis HALIL		Yamaha TZR250 - D & A AUTOS				
IDEAL LAP TIME : 54.474		BEST LAP TIME : 54.663		DIFFERENCE : 0.189		
LAP	SECTOR 1	SECTOR 2	LAP TIME	MPH	DIFF	TIME OF DAY
1 -		21.981	1:02.517	69.55	7.854	11:59:16.242
2 -	33.116	21.666	54.782 (3)	79.38	0.119	12:00:11.024
3 -	33.161	21.775	54.936	79.15	0.273	12:01:05.960
4 -	33.076	22.305	55.381	78.52	0.718	12:02:01.341
5 -	33.047	21.678	54.725 (2)	79.46	0.062	12:02:56.066
6 -	33.372	21.856	55.228	78.73	0.565	12:03:51.294
7 -	34.422	21.982	56.404	77.09	1.741	12:04:47.698
8 -	32.808	21.855	54.663 (1)	79.55		12:05:42.361
9 -	33.141	21.935	55.076	78.95	0.413	12:06:37.437
10 -	33.067	22.240	55.307	78.62	0.644	12:07:32.744
11 -	33.525	22.043	55.568	78.25	0.905	12:08:28.312

BMCRC - MRO Championships 2023 - Rnd 1 @ Brands Hatch Indy

DFDS Yamaha Past Masters

RACE 7 - SECTOR ANALYSIS



SECTOR 1 = FL to I1, SECTOR 2 = I1 to FL, DIFF = Difference To Personal Best Lap, P = Crossed Finish Line in Pit Lane, D = Time Disallowed

P9 26 C		Damian LEE		Yamaha TZR250 - Leed Autos			
IDEAL LAP TIME : 55.979		BEST LAP TIME : 56.069		DIFFERENCE : 0.090			
LAP	SECTOR 1	SECTOR 2	LAP TIME	MPH	DIFF	TIME OF DAY	
1 -		22.741	1:03.448	68.53	7.379	11:59:17.173	
2 -	33.522	22.547	56.069 (1)	77.55		12:00:13.242	
3 -	33.472	22.649	56.121 (2)	77.48	0.052	12:01:09.363	
4 -	33.863	22.757	56.620	76.80	0.551	12:02:05.983	
5 -	34.009	22.923	56.932	76.38	0.863	12:03:02.915	
6 -	33.786	22.837	56.623	76.79	0.554	12:03:59.538	
7 -	33.826	22.800	56.626	76.79	0.557	12:04:56.164	
8 -	33.637	22.878	56.515	76.94	0.446	12:05:52.679	
9 -	33.691	22.605	56.296	77.24	0.227	12:06:48.975	
10 -	33.776	22.647	56.423	77.07	0.354	12:07:45.398	
11 -	33.761	22.507	56.268 (3)	77.28	0.199	12:08:41.666	

P10 72 C		John HAMILTON		Yamaha TZR250 - LW Racing			
IDEAL LAP TIME : 55.774		BEST LAP TIME : 55.812		DIFFERENCE : 0.038			
LAP	SECTOR 1	SECTOR 2	LAP TIME	MPH	DIFF	TIME OF DAY	
1 -		22.478	1:04.015	67.93	8.203	11:59:17.740	
2 -	33.443	22.369	55.812 (1)	77.91		12:00:13.552	
3 -	33.913	22.331	56.244	77.31	0.432	12:01:09.796	
4 -	34.360	22.402	56.762	76.61	0.950	12:02:06.558	
5 -	34.169	22.423	56.592	76.84	0.780	12:03:03.150	
6 -	34.054	22.587	56.641	76.77	0.829	12:03:59.791	
7 -	34.131	22.725	56.856	76.48	1.044	12:04:56.647	
8 -	33.566	22.748	56.314	77.22	0.502	12:05:52.961	
9 -	34.309	22.451	56.760	76.61	0.948	12:06:49.721	
10 -	33.484	22.584	56.068 (2)	77.55	0.256	12:07:45.789	
11 -	33.736	22.381	56.117 (3)	77.49	0.305	12:08:41.906	

P11 29		Derek CRIPPS		Yamaha TZR - Kelly Cripps - Team FBR			
IDEAL LAP TIME : 55.933		BEST LAP TIME : 56.194		DIFFERENCE : 0.261			
LAP	SECTOR 1	SECTOR 2	LAP TIME	MPH	DIFF	TIME OF DAY	
1 -		22.654	1:03.918	68.03	7.724	11:59:17.643	
2 -	33.955	22.307	56.262 (2)	77.29	0.068	12:00:13.905	
3 -	33.731	22.637	56.368	77.14	0.174	12:01:10.273	
4 -	34.469	22.373	56.842	76.50	0.648	12:02:07.115	
5 -	34.115	22.285	56.400	77.10	0.206	12:03:03.515	
6 -	33.964	22.440	56.404	77.09	0.210	12:03:59.919	
7 -	34.377	22.465	56.842	76.50	0.648	12:04:56.761	
8 -	33.725	22.652	56.377	77.13	0.183	12:05:53.138	
9 -	34.036	22.301	56.337 (3)	77.18	0.143	12:06:49.475	
10 -	34.149	22.278	56.427	77.06	0.233	12:07:45.902	
11 -	33.986	22.208	56.194 (1)	77.38		12:08:42.096	

P12 60 C		Danny GOUGH		Yamaha TZR 250 - G Force Motorcycles			
IDEAL LAP TIME : 56.062		BEST LAP TIME : 56.174		DIFFERENCE : 0.112			
LAP	SECTOR 1	SECTOR 2	LAP TIME	MPH	DIFF	TIME OF DAY	
1 -		22.944	1:05.142	66.75	8.968	11:59:18.867	
2 -	34.640	23.040	57.680	75.39	1.506	12:00:16.547	
3 -	34.366	22.753	57.119	76.13	0.945	12:01:13.666	
4 -	34.122	22.633	56.755	76.62	0.581	12:02:10.421	
5 -	34.814	22.515	57.329	75.85	1.155	12:03:07.750	
6 -	34.338	22.489	56.827	76.52	0.653	12:04:04.577	
7 -	33.941	22.342	56.283 (2)	77.26	0.109	12:05:00.860	
8 -	34.017	22.596	56.613 (3)	76.81	0.439	12:05:57.473	
9 -	34.662	22.582	57.244	75.96	1.070	12:06:54.717	
10 -	33.720	22.454	56.174 (1)	77.41		12:07:50.891	
11 -	35.042	22.478	57.520	75.60	1.346	12:08:48.411	

BMCRC - MRO Championships 2023 - Rnd 1 @ Brands Hatch Indy

DFDS Yamaha Past Masters

RACE 7 - SECTOR ANALYSIS



SECTOR 1 = FL to I1, SECTOR 2 = I1 to FL, DIFF = Difference To Personal Best Lap, P = Crossed Finish Line in Pit Lane, D = Time Disallowed

P13 333 C		Mark STUBBERFIELD		Yamaha TZR250 - Polished concrete London		
IDEAL LAP TIME : 55.689		BEST LAP TIME : 55.935		DIFFERENCE : 0.246		
LAP	SECTOR 1	SECTOR 2	LAP TIME	MPH	DIFF	TIME OF DAY
1 -		22.814	1:05.239	66.65	9.304	11:59:18.964
2 -	34.552	23.115	57.667	75.40	1.732	12:00:16.631
3 -	34.420	23.021	57.441	75.70	1.506	12:01:14.072
4 -	33.867	23.248	57.115	76.13	1.180	12:02:11.187
5 -	34.477	22.495	56.972	76.32	1.037	12:03:08.159
6 -	34.415	22.509	56.924	76.39	0.989	12:04:05.083
7 -	33.929	22.126	56.055 (2)	77.57	0.120	12:05:01.138
8 -	33.887	22.542	56.429 (3)	77.06	0.494	12:05:57.567
9 -	34.727	22.762	57.489	75.64	1.554	12:06:55.056
10 -	33.563	22.372	55.935 (1)	77.74		12:07:50.991
11 -	35.154	22.789	57.943	75.04	2.008	12:08:48.934

P14 28		Liam McCARTER		Yamaha TZR - Katie McCarter		
IDEAL LAP TIME : 55.919		BEST LAP TIME : 56.433		DIFFERENCE : 0.514		
LAP	SECTOR 1	SECTOR 2	LAP TIME	MPH	DIFF	TIME OF DAY
1 -		23.453	1:06.359	65.53	9.926	11:59:20.084
2 -	34.998	22.414	57.412	75.74	0.979	12:00:17.496
3 -	33.965	23.191	57.156	76.08	0.723	12:01:14.652
4 -	33.685	23.058	56.743	76.63	0.310	12:02:11.395
5 -	34.701	22.492	57.193	76.03	0.760	12:03:08.588
6 -	33.801	22.793	56.594 (3)	76.83	0.161	12:04:05.182
7 -	34.065	22.607	56.672	76.73	0.239	12:05:01.854
8 -	33.942	22.602	56.544 (2)	76.90	0.111	12:05:58.398
9 -	34.231	22.817	57.048	76.22	0.615	12:06:55.446
10 -	33.505	22.928	56.433 (1)	77.05		12:07:51.879
11 -	34.394	22.675	57.069	76.19	0.636	12:08:48.948

P15 100 C		Darren CONNEELY		Yamaha TZR 250 - www.ypmrc.co.uk		
IDEAL LAP TIME : 55.728		BEST LAP TIME : 56.030		DIFFERENCE : 0.302		
LAP	SECTOR 1	SECTOR 2	LAP TIME	MPH	DIFF	TIME OF DAY
1 -		24.000	1:06.411	65.47	10.381	11:59:20.136
2 -	34.964	23.032	57.996	74.98	1.966	12:00:18.132
3 -	34.575	22.634	57.209	76.01	1.179	12:01:15.341
4 -	34.202	23.033	57.235	75.97	1.205	12:02:12.576
5 -	34.082	22.354	56.436 (3)	77.05	0.406	12:03:09.012
6 -	34.186	22.795	56.981	76.31	0.951	12:04:05.993
7 -	33.574	22.456	56.030 (1)	77.61		12:05:02.023
8 -	34.246	22.261	56.507	76.95	0.477	12:05:58.530
9 -	34.664	22.753	57.417	75.73	1.387	12:06:55.947
10 -	33.467	22.631	56.098 (2)	77.51	0.068	12:07:52.045
11 -	34.409	23.190	57.599	75.49	1.569	12:08:49.644

P16 42 C		Martin PEARSON		Yamaha TZR250 -		
IDEAL LAP TIME : 58.438		BEST LAP TIME : 58.515		DIFFERENCE : 0.077		
LAP	SECTOR 1	SECTOR 2	LAP TIME	MPH	DIFF	TIME OF DAY
1 -		23.449	1:07.129	64.77	8.614	11:59:20.854
2 -	35.661	23.361	59.022	73.67	0.507	12:00:19.876
3 -	35.988	23.370	59.358	73.26	0.843	12:01:19.234
4 -	35.966	23.446	59.412	73.19	0.897	12:02:18.646
5 -	36.904	23.568	1:00.472	71.91	1.957	12:03:19.118
6 -	35.895	23.354	59.249	73.39	0.734	12:04:18.367
7 -	35.919	23.378	59.297	73.33	0.782	12:05:17.664
8 -	35.494	23.103	58.597 (2)	74.21	0.082	12:06:16.261
9 -	35.421	23.094	58.515 (1)	74.31		12:07:14.776
10 -	35.344	23.446	58.790 (3)	73.96	0.275	12:08:13.566

BMCRC - MRO Championships 2023 - Rnd 1 @ Brands Hatch Indy

DFDS Yamaha Past Masters

RACE 7 - SECTOR ANALYSIS



SECTOR 1 = FL to I1, SECTOR 2 = I1 to FL, DIFF = Difference To Personal Best Lap, P = Crossed Finish Line in Pit Lane, D = Time Disallowed

P17 199 C		Michael FROST		Yamaha TZR250 -		
IDEAL LAP TIME : 57.954		BEST LAP TIME : 57.995		DIFFERENCE : 0.041		
LAP	SECTOR 1	SECTOR 2	LAP TIME	MPH	DIFF	TIME OF DAY
1 -		24.291	1:08.780	63.22	10.785	11:59:22.505
2 -	36.061	23.540	59.601	72.96	1.606	12:00:22.106
3 -	36.863	23.613	1:00.476	71.90	2.481	12:01:22.582
4 -	38.615	23.681	1:02.296	69.80	4.301	12:02:24.878
5 -	36.110	23.619	59.729	72.80	1.734	12:03:24.607
6 -	35.848	23.768	59.616	72.94	1.621	12:04:24.223
7 -	35.205	22.946	58.151 (2)	74.78	0.156	12:05:22.374
8 -	35.651	22.983	58.634 (3)	74.16	0.639	12:06:21.008
9 -	35.008	22.987	57.995 (1)	74.98		12:07:19.003
10 -	36.799	23.221	1:00.020	72.45	2.025	12:08:19.023

P18 73 C		Colvin TURNER		Yamaha TZR250 -		
IDEAL LAP TIME : 58.594		BEST LAP TIME : 59.369		DIFFERENCE : 0.775		
LAP	SECTOR 1	SECTOR 2	LAP TIME	MPH	DIFF	TIME OF DAY
1 -		24.868	1:08.682	63.31	9.313	11:59:22.407
2 -	36.170	23.279	59.449 (2)	73.14	0.080	12:00:21.856
3 -	36.362	23.127	59.489 (3)	73.09	0.120	12:01:21.345
4 -	37.092	23.937	1:01.029	71.25	1.660	12:02:22.374
5 -	36.911	24.567	1:01.478	70.73	2.109	12:03:23.852
6 -	37.078	23.877	1:00.955	71.34	1.586	12:04:24.807
7 -	36.026	23.891	59.917	72.57	0.548	12:05:24.724
8 -	36.441	23.257	59.698	72.84	0.329	12:06:24.422
9 -	35.467	23.902	59.369 (1)	73.24		12:07:23.791
10 -	36.658	23.395	1:00.053	72.41	0.684	12:08:23.844

P19 47 R		Roy ALDERSLADE		Yamaha TZR250 -		
IDEAL LAP TIME : 59.474		BEST LAP TIME : 59.641		DIFFERENCE : 0.167		
LAP	SECTOR 1	SECTOR 2	LAP TIME	MPH	DIFF	TIME OF DAY
1 -		23.963	1:08.919	63.09	9.278	11:59:22.644
2 -	36.837	23.740	1:00.577	71.78	0.936	12:00:23.221
3 -	36.269	23.837	1:00.106	72.34	0.465	12:01:23.327
4 -	35.783	23.858	59.641 (1)	72.91		12:02:22.968
5 -	36.390	24.706	1:01.096	71.17	1.455	12:03:24.064
6 -	36.127	24.002	1:00.129	72.32	0.488	12:04:24.193
7 -	36.195	23.780	59.975 (3)	72.50	0.334	12:05:24.168
8 -	36.128	23.894	1:00.022	72.45	0.381	12:06:24.190
9 -	36.898	23.691	1:00.589	71.77	0.948	12:07:24.779
10 -	36.101	23.715	59.816 (2)	72.69	0.175	12:08:24.595

P20 46 C		Kevin MARSHALL		Yamaha TZR250 - Stacey Processing		
IDEAL LAP TIME : 59.071		BEST LAP TIME : 59.394		DIFFERENCE : 0.323		
LAP	SECTOR 1	SECTOR 2	LAP TIME	MPH	DIFF	TIME OF DAY
1 -		24.832	1:08.771	63.23	9.377	11:59:22.496
2 -	36.637	23.800	1:00.437	71.95	1.043	12:00:22.933
3 -	36.319	24.027	1:00.346	72.06	0.952	12:01:23.279
4 -	36.503	23.820	1:00.323 (3)	72.08	0.929	12:02:23.602
5 -	36.167	24.894	1:01.061	71.21	1.667	12:03:24.663
6 -	36.830	23.776	1:00.606	71.75	1.212	12:04:25.269
7 -	36.187	23.582	59.769 (2)	72.75	0.375	12:05:25.038
8 -	36.503	24.311	1:00.814	71.50	1.420	12:06:25.852
9 -	35.489	23.905	59.394 (1)	73.21		12:07:25.246
10 -	36.399	24.196	1:00.595	71.76	1.201	12:08:25.841

BMCRC - MRO Championships 2023 - Rnd 1 @ Brands Hatch Indy

DFDS Yamaha Past Masters

RACE 7 - SECTOR ANALYSIS



SECTOR 1 = FL to I1, SECTOR 2 = I1 to FL, DIFF = Difference To Personal Best Lap, P = Crossed Finish Line in Pit Lane, D = Time Disallowed

P21 99 C		Paul FIRTH		Yamaha TZR250 - Joanne Porter			
IDEAL LAP TIME : 1:02.986		BEST LAP TIME : 1:03.330		DIFFERENCE : 0.344			
LAP	SECTOR 1	SECTOR 2	LAP TIME	MPH	DIFF	TIME OF DAY	
1 -		26.694	1:13.860	58.87	10.530	11:59:27.585	
2 -	39.467	25.972	1:05.439	66.45	2.109	12:00:33.024	
3 -	38.694	26.119	1:04.813	67.09	1.483	12:01:37.837	
4 -	39.265	25.775	1:05.040	66.86	1.710	12:02:42.877	
5 -	39.562	25.484	1:05.046	66.85	1.716	12:03:47.923	
6 -	38.196	25.134	1:03.330 (1)	68.66		12:04:51.253	
7 -	37.852	25.738	1:03.590 (2)	68.38	0.260	12:05:54.843	
8 -	39.681	25.383	1:05.064	66.83	1.734	12:06:59.907	
9 -	39.003	25.729	1:04.732	67.17	1.402	12:08:04.639	
10 -	38.721	25.531	1:04.252 (3)	67.68	0.922	12:09:08.891	

P22 71 R		Tess BICKERSTAFF		Yamaha TZR250 - Len Whalin			
IDEAL LAP TIME : 1:05.013		BEST LAP TIME : 1:05.216		DIFFERENCE : 0.203			
LAP	SECTOR 1	SECTOR 2	LAP TIME	MPH	DIFF	TIME OF DAY	
1 -		26.068	1:14.256	58.56	9.040	11:59:27.981	
2 -	40.107	26.543	1:06.650	65.24	1.434	12:00:34.631	
3 -	39.335	25.881	1:05.216 (1)	66.68		12:01:39.847	
4 -	39.886	25.678	1:05.564 (2)	66.32	0.348	12:02:45.411	
5 -	40.902	26.868	1:07.770	64.16	2.554	12:03:53.181	
6 -	40.832	26.315	1:07.147	64.76	1.931	12:05:00.328	
7 -	40.812	25.966	1:06.778	65.12	1.562	12:06:07.106	
8 -	39.805	25.833	1:05.638 (3)	66.25	0.422	12:07:12.744	
9 -	40.213	25.981	1:06.194	65.69	0.978	12:08:18.938	

P23 74		Paul WHITBY		Yamaha TZR 250 - Greybridge Ltd			
IDEAL LAP TIME : 53.254		BEST LAP TIME : 53.256		DIFFERENCE : 0.002			
LAP	SECTOR 1	SECTOR 2	LAP TIME	MPH	DIFF	TIME OF DAY	
1 -		21.617	1:00.654	71.69	7.398	11:59:14.379	
2 -	33.157	21.719	54.876	79.24	1.620	12:00:09.255	
3 -	32.080	21.432	53.512 (2)	81.26	0.256	12:01:02.767	
4 -	32.292	21.305	53.597	81.13	0.341	12:01:56.364	
5 -	32.239	21.382	53.621	81.09	0.365	12:02:49.985	
6 -	32.730	21.926	54.656	79.56	1.400	12:03:44.641	
7 -	32.215	21.330	53.545 (3)	81.21	0.289	12:04:38.186	
8 -	31.949	21.307	53.256 (1)	81.65		12:05:31.442	
9 -	32.264	21.380	53.644	81.06	0.388	12:06:25.086	
10 -	32.470	21.344	53.814	80.80	0.558	12:07:18.900	

P24 75		Anthony JOHNSON		Yamaha TZR 250 - INTA MOTORCYCLE SERVICES LTD			
IDEAL LAP TIME : 54.708		BEST LAP TIME : 54.708		DIFFERENCE : 0.000			
LAP	SECTOR 1	SECTOR 2	LAP TIME	MPH	DIFF	TIME OF DAY	
1 -		22.957	1:00.568	71.79	5.860	11:59:14.293	
2 -	34.114	22.686	56.800	76.55	2.092	12:00:11.093	
3 -	32.808	21.900	54.708 (1)	79.48		12:01:05.801	
4 -	32.821	22.968	55.789 (2)	77.94	1.081	12:02:01.590	
5 -	34.073	22.303	56.376 (3)	77.13	1.668	12:02:57.966	

P25 117		Stuart HALL		Yamaha TZR250 -			
IDEAL LAP TIME : 52.953		BEST LAP TIME : 52.953		DIFFERENCE : 0.000			
LAP	SECTOR 1	SECTOR 2	LAP TIME	MPH	DIFF	TIME OF DAY	
1 -		21.874	59.743	72.78	6.790	11:59:13.468	
2 -	32.320	21.656	53.976 (3)	80.56	1.023	12:00:07.444	
3 -	31.614	21.339	52.953 (1)	82.12		12:01:00.397	
4 -	31.767	21.623	53.390 (2)	81.44	0.437	12:01:53.787	

BMCRC - MRO Championships 2023 - Rnd 1 @ Brands Hatch Indy

DFDS Yamaha Past Masters

RACE 7 - BEST SECTORS

SECTOR 1			SECTOR 2			IDEAL / BEST COMPARISON						
POS	NO	NAME	TIME	NO	NAME	TIME	POS	NO	NAME	IDEAL	BEST	DIFF
									PERFECT LAP	52.890		
1	117	HALL	31.614	19	BRANTON	21.276	1	117	HALL	52.953	52.953	0.000
2	61	WELCH	31.857	51	WHOLEY	21.282	2	74	WHITBY	53.254	53.256	0.002
3	13	EDMONDSON	31.872	74	WHITBY	21.305	3	19	BRANTON	53.302	53.302	0.000
4	74	WHITBY	31.949	117	HALL	21.339	4	13	EDMONDSON	53.317	53.536	0.219
5	19	BRANTON	32.026	13	EDMONDSON	21.445	5	61	WELCH	53.327	53.435	0.108
6	51	WHOLEY	32.112	61	WELCH	21.470	6	51	WHOLEY	53.394	53.513	0.119
7	15	PERKINS	32.343	4	HALIL	21.666	7	15	PERKINS	54.173	54.315	0.142
8	8	BALL	32.421	27	HAYWARD	21.720	8	8	BALL	54.216	54.260	0.044
9	27	HAYWARD	32.554	8	BALL	21.795	9	27	HAYWARD	54.274	54.406	0.132
10	4	HALIL	32.808	15	PERKINS	21.830	10	4	HALIL	54.474	54.663	0.189
11	75	JOHNSON	32.808	75	JOHNSON	21.900	11	75	JOHNSON	54.708	54.708	0.000
12	72	HAMILTON	33.443	333	STUBBERFIELD	22.126	12	333	STUBBERFIELD	55.689	55.935	0.246
13	100	CONNELY	33.467	29	CRIPPS	22.208	13	100	CONNELY	55.728	56.030	0.302
14	26	LEE	33.472	100	CONNELY	22.261	14	72	HAMILTON	55.774	55.812	0.038
15	28	McCARTER	33.505	72	HAMILTON	22.331	15	28	McCARTER	55.919	56.433	0.514
16	333	STUBBERFIELD	33.563	60	GOUGH	22.342	16	29	CRIPPS	55.933	56.194	0.261
17	60	GOUGH	33.720	28	McCARTER	22.414	17	26	LEE	55.979	56.069	0.090
18	29	CRIPPS	33.725	26	LEE	22.507	18	60	GOUGH	56.062	56.174	0.112
19	199	FROST	35.008	199	FROST	22.946	19	199	FROST	57.954	57.995	0.041
20	42	PEARSON	35.344	42	PEARSON	23.094	20	42	PEARSON	58.438	58.515	0.077
21	73	TURNER	35.467	73	TURNER	23.127	21	73	TURNER	58.594	59.369	0.775
22	46	MARSHALL	35.489	46	MARSHALL	23.582	22	46	MARSHALL	59.071	59.394	0.323
23	47	ALDERSLADE	35.783	47	ALDERSLADE	23.691	23	47	ALDERSLADE	59.474	59.641	0.167
24	99	FIRTH	37.852	99	FIRTH	25.134	24	99	FIRTH	1:02.986	1:03.330	0.344
25	71	BICKERSTAFF	39.335	71	BICKERSTAFF	25.678	25	71	BICKERSTAFF	1:05.013	1:05.216	0.203

BMCRC - MRO Championships 2023 - Rnd 1 @ Brands Hatch Indy

DFDS Yamaha Past Masters

RACE 7 - STATISTICS

Competitors Started 25
Planned Start 2023-03-12 @ 12:20:00.000
Actual Start 2023-03-12 @ 11:58:13.724
Finish Time 2023-03-12 @ 12:08:12.777
Track Length 1.2079mi.
Total Laps 253
Total Distance Covered 305.6102mi.

Session Fastest Lap History

NO	CL	NAME	LAP TIME	TIME OF DAY	LAP	VEHICLE
13		Doug EDMONDSON	53.843	12:00:07.144	2	Yamaha TZR250
117		Stuart HALL	52.953	12:01:00.425	3	Yamaha TZR250

Session Leader History

NO	CL	NAME	FROM LAP	LAPS LED	DISTANCE	VEHICLE
13		Doug EDMONDSON	1	2	2.41 miles	Yamaha TZR250
117		Stuart HALL	3	2	2.41 miles	Yamaha TZR250
13		Doug EDMONDSON	5	5	6.03 miles	Yamaha TZR250
51		Kevin WHOLEY	10	2	2.41 miles	Yamaha TZR

Flag History

TYPE	TIME OF DAY
GREEN	11:58:13.724
FINISH	12:08:12.777

Flag Statistics

TYPE	COUNT	TOTAL LAPS	TOTAL TIME
Green	1	11	11:00.178
Red	0	0	0.000
Safety Car	0	0	0.000
FCY	0	0	0.000

BMCRC - MRO Championships 2023 - Rnd 1 @ Brands Hatch Indy

DFDS Yamaha Past Masters

RACE 7 - STATISTICS

CLASS :

13 Starters

Fastest Lap History

NO	NAME	LAP TIME	TIME OF DAY	LAP	VEHICLE
13	Doug EDMONDSON	53.843	12:00:07.144	2	Yamaha TZR250
117	Stuart HALL	52.953	12:01:00.425	3	Yamaha TZR250

Leader History

NO	NAME	FROM LAP	LAPS LED	DISTANCE	VEHICLE
13	Doug EDMONDSON	1	2	2.41 miles	Yamaha TZR250
117	Stuart HALL	3	2	2.41 miles	Yamaha TZR250
13	Doug EDMONDSON	5	5	6.03 miles	Yamaha TZR250
51	Kevin WHOLEY	10	2	2.41 miles	Yamaha TZR

BMCRC - MRO Championships 2023 - Rnd 1 @ Brands Hatch Indy

DFDS Yamaha Past Masters

RACE 7 - STATISTICS

CLASS : C

10 Starters

Fastest Lap History

NO	NAME	LAP TIME	TIME OF DAY	LAP	VEHICLE
26	Damian LEE	56.069	12:00:13.253	2	Yamaha TZR250
72	John HAMILTON	55.812	12:00:13.581	2	Yamaha TZR250

Leader History

NO	NAME	FROM LAP	LAPS LED	DISTANCE	VEHICLE
26	Damian LEE	1	11	13.28 miles	Yamaha TZR250

BMCRC - MRO Championships 2023 - Rnd 1 @ Brands Hatch Indy

DFDS Yamaha Past Masters

RACE 7 - STATISTICS

CLASS : R

2 Starters

Fastest Lap History

NO	NAME	LAP TIME	TIME OF DAY	LAP	VEHICLE
47	Roy ALDERSLADE	1:00.577	12:00:23.229	2	Yamaha TZR250
47	Roy ALDERSLADE	1:00.106	12:01:23.327	3	Yamaha TZR250
47	Roy ALDERSLADE	59.641	12:02:22.976	4	Yamaha TZR250

Leader History

NO	NAME	FROM LAP	LAPS LED	DISTANCE	VEHICLE
47	Roy ALDERSLADE	1	10	12.07 miles	Yamaha TZR250

BMCRC - MRO Championships 2023 - Rnd 1 @ Brands Hatch Indy
DFDS Yamaha Past Masters
RACE 18 - GRID (11 Laps)

ROW 11					31	22	Rik BALLERINI					
ROW 10	30	162	Darren COOPER	29	70	Andrew BURSCOUGH	28	67	Mark BAILEY			
ROW 9		27	69	Mark ELLERAY	26	62	David PATERSON	25	71	Tess BICKERSTAFF	1:05.216	
ROW 8	24	99	Paul FIRTH	23	47	Roy ALDERSLADE	22	46	Kevin MARSHALL	59.394	1:03.330	
ROW 7		21	73	Colvin TURNER	20	42	Martin PEARSON	19	199	Michael FROST	57.995	59.369
ROW 6	18	28	Liam McCARTER	17	29	Derek CRIPPS	16	60	Danny GOUGH	56.174	56.433	
ROW 5		15	26	Damian LEE	14	100	Darren CONNEELY	13	333	Mark STUBBERFIELD	55.935	56.069
ROW 4	12	72	John HAMILTON	11	75	Anthony JOHNSON	10	4	Denis HALIL	54.663	55.812	
ROW 3		9	27	Richard HAYWARD	8	15	Billy PERKINS	7	8	David BALL	54.260	54.406
ROW 2	6	13	Doug EDMONDSON	5	51	Kevin WHOLEY	4	61	Paul WELCH	53.435	53.536	
ROW 1		3	19	Peter BRANTON	2	74	Paul WHITBY	1	117	Stuart HALL	52.953	53.302
Pole												

Brands Hatch Indy: 1.2079 miles

These results are provisional until the conclusion of any judicial and technical matters.

Clerk Of Course :	Stewards :	Timekeeper : <i>Craig Smith</i>
-------------------	------------	------------------------------------

 Results can be found at www.tsl-timing.com

Printed - 12:13 Sunday, 12 March 2023



BMCRC - MRO Championships 2023 - Rnd 1 @ Brands Hatch Indy
DFDS Yamaha Past Masters
RACE 18 - CLASSIFICATION

POS	NO	CL	PIC NAME	ENTRY	LAPS	TIME	GAP	DIFF	MPH	BEST	ON
1	51		1 Kevin WHOLEY	Yamaha TZR - Twistgrip Motorcycles	11	10:00.490			79.65	53.325	11
2	13		2 Doug EDMONDSON	Yamaha TZR250 - Stan Stephens Tuning	11	10:01.223	0.733	0.733	79.56	53.688	9
3	19		3 Peter BRANTON	Yamaha TZR 250 -	11	10:03.935	3.445	2.712	79.20	53.808	8
4	27		4 Richard HAYWARD	Yamaha TZR - GForce/Hayward R Ltd/SnapOn	11	10:07.720	7.230	3.785	78.71	53.641	9
5	15		5 Billy PERKINS	Yamaha TZR 250 - Ashford tarmac / Barking mad al	11	10:08.144	7.654	0.424	78.65	53.806	9
6	74		6 Paul WHITBY	Yamaha TZR 250 - Greybridge Ltd	11	10:13.305	12.815	5.161	77.99	54.735	7
7	8		7 David BALL	Yamaha TZR250 - Gardiner Page and Roe pension	11	10:14.011	13.521	0.706	77.90	54.720	4
8	4		8 Denis HALIL	Yamaha TZR250 - D & A AUTOS	11	10:18.246	17.756	4.235	77.37	54.714	4
9	26	C	1 Damian LEE	Yamaha TZR250 - Leed Autos	11	10:27.723	27.233	9.477	76.20	55.767	11
10	28		9 Liam McCARTER	Yamaha TZR - Katie McCarter	11	10:27.958	27.468	0.235	76.17	55.622	10
11	72	C	2 John HAMILTON	Yamaha TZR250 - LW Racing	11	10:28.844	28.354	0.886	76.06	55.932	10
12	60	C	3 Danny GOUGH	Yamaha TZR 250 - G Force Motorcycles	11	10:36.191	35.701	7.347	75.18	55.867	11
13	100	C	4 Darren CONNEELY	Yamaha TZR 250 - www.ypmrc.co.uk	11	10:36.243	35.753	0.052	75.18	56.407	6
14	199	C	5 Michael FROST	Yamaha TZR250 -	10	10:07.797	1 Lap	1 Lap	71.54	58.569	10
15	42	C	6 Martin PEARSON	Yamaha TZR250 -	10	10:10.306	1 Lap	2.509	71.25	59.170	7
16	46	C	7 Kevin MARSHALL	Yamaha TZR250 - Stacey Processing	10	10:14.224	1 Lap	3.918	70.79	59.838	4
17	62	C	8 David PATERSON	Yamaha TZR 250 - The love of a good woman	10	10:25.803	1 Lap	11.579	69.48	59.615	9
18	47	R	1 Roy ALDERSLADE	Yamaha TZR250 -	10	10:25.846	1 Lap	0.043	69.48	59.519	9
19	73	C	9 Colvin TURNER	Yamaha TZR250 -	10	11:00.082	1 Lap	34.236	65.87	1:02.927	2
20	71	R	2 Tess BICKERSTAFF	Yamaha TZR250 - Len Whalin	9	10:11.932	2 Laps	1 Lap	63.95	1:05.978	8

NOT CLASSIFIED

DNF	333	C	Mark STUBBERFIELD	Yamaha TZR250 - Polished concrete London	2	2:08.911	9 Laps	7 Laps	67.46	1:02.084	2
DNF	29		Derek CRIPPS	Yamaha TZR - Kelly Cripps - Team FBR	1	1:06.376	10 Laps	1 Lap	65.51		
DNF	61		Paul WELCH	Yamaha TZR250 -	0						

FASTEST LAP

	51		Kevin WHOLEY	Yamaha TZR - Twistgrip Motorcycles	11	53.325		81.54 mph		131.24 kph	
	26	C	Damian LEE	Yamaha TZR250 - Leed Autos	11	55.767		77.97 mph		125.49 kph	
	47	R	Roy ALDERSLADE	Yamaha TZR250 -	9	59.519		73.06 mph		117.58 kph	

Class - 92.5% of Race Speed = 73.67 mph
 Class C - 92.5% of Race Speed = 70.48 mph
 Class R - 92.5% of Race Speed = 64.26 mph

Weather / Track : Cloudy / Dry

These results are provisional until the conclusion of any judicial and technical matters.

Race Distance: 11 Laps / 13.28 miles

Brands Hatch Indy: 1.2079 miles

Date: 12/03/2023 Start: 15:31 Finish: 15:41

Clerk Of Course :	Stewards :	Timekeeper : <i>Craig Smith</i>
-------------------	------------	------------------------------------

Results can be found at www.tsl-timing.com

Printed - 15:42 Sunday, 12 March 2023



BMCRC - MRO Championships 2023 - Rnd 1 @ Brands Hatch Indy

DFDS Yamaha Past Masters

RACE 18 - LAP CHART

LAP 1 @ 15:32:20.727

NO	BEHIND	LAP TIME
13		59.923
19	0.247	1:00.170
51	0.332	1:00.255
74	1.712	1:01.635
27	1.849	1:01.772
15	2.218	1:02.141
8	2.473	1:02.396
4	2.785	1:02.708
26	4.314	1:04.237
28	4.394	1:04.317
72	4.588	1:04.511
100	4.880	1:04.803
60	4.940	1:04.863
29	6.453	1:06.376
333	6.904	1:06.827
73	7.175	1:07.098
199	7.793	1:07.716
46	8.253	1:08.176
42	9.312	1:09.235
47	9.941	1:09.864
62	10.032	1:09.955
71	13.391	1:13.314

LAP 2 @ 15:33:15.151

NO	BEHIND	LAP TIME
13		54.424
19	0.542	54.719
51	0.566	54.658
27	3.021	55.596
15	3.207	55.413
74	3.647	56.359
8	4.015	55.966
4	4.079	55.718
26	6.581	56.691
72	6.707	56.543
28	7.501	57.531
60	8.926	58.410
100	9.630	59.174
333	14.564	1:02.084
46	15.038	1:01.209
199	15.187	1:01.818
73	15.678	1:02.927
42	15.735	1:00.847
47	19.366	1:03.849
62	19.513	1:03.905
71	26.669	1:07.702

LAP 3 @ 15:34:09.486

NO	BEHIND	LAP TIME
51		53.769
13	0.079	54.414
19	0.888	54.681
27	3.571	54.885
15	3.882	55.010
74	4.516	55.204
8	4.996	55.316
4	5.099	55.355
26	8.878	56.632
72	9.063	56.691
28	9.626	56.460
60	12.232	57.641
100	12.900	57.605

Weather / Track : Cloudy / Dry

Results can be found at www.tsl-timing.com

46	21.598	1:00.895
199	21.734	1:00.882
42	22.438	1:01.038
73	25.063	1:03.720
62	26.537	1:01.359
47	28.216	1:03.185
71	38.929	1:06.595

LAP 4 @ 15:35:03.892

NO	BEHIND	LAP TIME
13		54.327
51	0.036	54.442
19	0.704	54.222
27	3.284	54.119
15	3.518	54.042
74	5.018	54.908
8	5.310	54.720
4	5.407	54.714
26	10.646	56.174
72	11.101	56.444
28	11.488	56.268
100	15.325	56.831
60	15.627	57.801
199	26.836	59.508
46	27.030	59.838
42	27.825	59.793
62	35.599	1:03.468
47	36.211	1:02.401
73	39.468	1:08.811
71	53.241	1:08.718

LAP 5 @ 15:35:57.933

NO	BEHIND	LAP TIME
51		54.005
13	0.070	54.111
19	0.815	54.152
27	3.644	54.401
15	4.004	54.527
74	5.885	54.908
8	6.319	55.050
4	6.381	55.015
26	13.022	56.417
72	13.455	56.395
28	13.917	56.470
100	18.310	57.026
60	19.049	57.463
199	32.096	59.301
46	33.083	1:00.094
42	33.363	59.579
62	43.959	1:02.401
47	44.990	1:02.820
73	50.766	1:05.339

LAP 6 @ 15:36:51.783

NO	BEHIND	LAP TIME
13		53.780
51	0.305	54.155
19	1.191	54.226
27	4.108	54.314
15	4.667	54.513
74	7.702	55.667
8	8.097	55.628
4	8.167	55.636
71	1 Lap	1:07.174

26	15.743	56.571
72	15.863	56.258
28	16.249	56.182
100	20.867	56.407
60	22.352	57.153
199	38.762	1:00.516
42	38.939	59.426
46	40.358	1:01.125
62	52.557	1:02.448
47	53.270	1:02.130

LAP 7 @ 15:37:45.684

NO	BEHIND	LAP TIME
13		53.901
51	0.643	54.239
19	1.503	54.213
27	4.962	54.755
15	5.201	54.435
73	1 Lap	1:04.845
74	8.536	54.735
8	9.007	54.811
4	9.090	54.824
26	18.402	56.560
28	19.339	56.991
72	19.474	57.512
100	24.001	57.035
60	25.229	56.778
71	1 Lap	1:06.640
42	44.208	59.170
199	44.448	59.587
46	47.538	1:01.081

LAP 8 @ 15:38:39.864

NO	BEHIND	LAP TIME
13		54.180
51	0.089	53.626
19	1.131	53.808
27	5.610	54.828
15	5.742	54.721
47	1 Lap	1:00.677
62	1 Lap	1:02.407
74	9.365	55.009
8	9.766	54.939
4	9.841	54.931
73	1 Lap	1:05.419
26	20.694	56.472
28	20.945	55.786
72	21.555	56.261
100	26.390	56.569
60	27.946	56.897
71	1 Lap	1:07.549
42	50.066	1:00.038
199	50.141	59.873

LAP 9 @ 15:39:33.552

NO	BEHIND	LAP TIME
13		53.688
51	0.066	53.665
46	1 Lap	1:01.213
19	1.430	53.987
27	5.563	53.641
15	5.860	53.806
74	10.540	54.863
8	11.695	55.617

47	1 Lap	1:00.528
4	13.476	57.323
62	1 Lap	1:00.580
26	23.404	56.398
28	23.800	56.543
72	23.987	56.120
100	29.698	56.996
73	1 Lap	1:05.273
60	30.843	56.585
71	1 Lap	1:05.978

LAP 10 @ 15:40:27.969

NO	BEHIND	LAP TIME
51		54.351
13	0.361	54.778
19	1.524	54.511
199	1 Lap	1:00.027
42	1 Lap	1:00.662
27	5.664	54.518
15	6.168	54.725
46	1 Lap	1:00.681
74	10.989	54.866
8	12.030	54.752
4	15.124	56.065
47	1 Lap	59.519
62	1 Lap	59.615
26	24.791	55.804
28	25.005	55.622
72	25.502	55.932
100	32.228	56.947
60	33.159	56.733
73	1 Lap	1:07.914

LAP 11 @ 15:41:21.294

NO	BEHIND	LAP TIME
51		53.325
13	0.733	53.697
19	3.445	55.246
27	7.230	54.891
199	1 Lap	58.569
15	7.654	54.811
42	1 Lap	1:00.518
71	2 Laps	1:08.262
74	12.815	55.151
8	13.521	54.816
46	1 Lap	59.912
4	17.756	55.957
62	1 Lap	59.665
47	1 Lap	1:00.873
26	27.233	55.767
28	27.468	55.788
72	28.354	56.177
60	35.701	55.867
100	35.753	56.850
73	1 Lap	1:08.736

Brands Hatch Indy: 1.2079 miles
Date: 12/03/2023 Start: 15:31 Finish: 15:41

Printed - 15:43 Sunday, 12 March 2023

BMCRC - MRO Championships 2023 - Rnd 1 @ Brands Hatch Indy

DFDS Yamaha Past Masters

RACE 18 - POSITION CHART

No	Name	Lap Pos	Lap										
			1	2	3	4	5	6	7	8	9	10	11
74	WHITBY	1	13	13	51	13	51	13	13	13	13	51	51
19	BRANTON	2	19	19	13	51	13	51	51	51	51	13	13
61	WELCH	3	51	51	19	19	19	19	19	19	19	19	19
51	WHOLEY	4	74	27	27	27	27	27	27	27	27	27	27
13	EDMONDSON	5	27	15	15	15	15	15	15	15	15	15	15
8	BALL	6	15	74	74	74	74	74	74	74	74	74	74
15	PERKINS	7	8	8	8	8	8	8	8	8	8	8	8
27	HAYWARD	8	4	4	4	4	4	4	4	4	4	4	4
4	HALIL	9	26	26	26	26	26	26	26	26	26	26	26
72	HAMILTON	10	28	72	72	72	72	72	28	28	28	28	28
333	STUBBERFIELD	11	72	28	28	28	28	28	72	72	72	72	72
100	CONNELY	12	100	60	60	100	100	100	100	100	100	100	60
26	LEE	13	60	100	100	60	60	60	60	60	60	60	100
60	GOUGH	14	29	333	46	199	199	199	42	42	199	199	
29	CRIPPS	15	333	46	199	46	46	42	199	199	42	42	
28	MCCARTER	16	73	199	42	42	42	46	46	46	46	46	
199	FROST	17	199	73	73	62	62	62	47	47	47	62	
42	PEARSON	18	46	42	62	47	47	47	62	62	62	47	
73	TURNER	19	42	47	47	73	73	73	73	73	73	73	
46	MARSHALL	20	47	62	71	71	71	71	71	71	71		
47	ALDERSLADE	21	62	71									
71	BICKERSTAFF	22	71										
62	PATERSON	23											

BMCRC - MRO Championships 2023 - Rnd 1 @ Brands Hatch Indy

DFDS Yamaha Past Masters

RACE 18 - SECTOR ANALYSIS



SECTOR 1 = FL to I1, SECTOR 2 = I1 to FL, DIFF = Difference To Personal Best Lap, P = Crossed Finish Line in Pit Lane, D = Time Disallowed

P1 51		Kevin WHOLEY		Yamaha TZR - Twistgrip Motorcycles		
IDEAL LAP TIME : 53.325		BEST LAP TIME : 53.325		DIFFERENCE : 0.000		
LAP	SECTOR 1	SECTOR 2	LAP TIME	MPH	DIFF	TIME OF DAY
1 -		21.637	1:00.255	72.16	6.930	15:32:21.059
2 -	32.908	21.750	54.658	79.56	1.333	15:33:15.717
3 -	32.315	21.454	53.769	80.87	0.444	15:34:09.486
4 -	32.915	21.527	54.442	79.87	1.117	15:35:03.928
5 -	32.716	21.289	54.005	80.52	0.680	15:35:57.933
6 -	32.801	21.354	54.155	80.29	0.830	15:36:52.088
7 -	32.800	21.439	54.239	80.17	0.914	15:37:46.327
8 -	32.270	21.356	53.626 (2)	81.09	0.301	15:38:39.953
9 -	32.231	21.434	53.665 (3)	81.03	0.340	15:39:33.618
10 -	32.657	21.694	54.351	80.00	1.026	15:40:27.969
11 -	32.172	21.153	53.325 (1)	81.54		15:41:21.294

P2 13		Doug EDMONDSON		Yamaha TZR250 - Stan Stephens Tuning		
IDEAL LAP TIME : 53.633		BEST LAP TIME : 53.688		DIFFERENCE : 0.055		
LAP	SECTOR 1	SECTOR 2	LAP TIME	MPH	DIFF	TIME OF DAY
1 -		21.671	59.923	72.56	6.235	15:32:20.727
2 -	32.528	21.896	54.424	79.90	0.736	15:33:15.151
3 -	32.555	21.859	54.414	79.91	0.726	15:34:09.565
4 -	32.665	21.662	54.327	80.04	0.639	15:35:03.892
5 -	32.394	21.717	54.111	80.36	0.423	15:35:58.003
6 -	32.172	21.608	53.780 (3)	80.85	0.092	15:36:51.783
7 -	32.157	21.744	53.901	80.67	0.213	15:37:45.684
8 -	32.447	21.733	54.180	80.26	0.492	15:38:39.864
9 -	32.163	21.525	53.688 (1)	80.99		15:39:33.552
10 -	32.717	22.061	54.778	79.38	1.090	15:40:28.330
11 -	32.108	21.589	53.697 (2)	80.98	0.009	15:41:22.027

P3 19		Peter BRANTON		Yamaha TZR 250 -		
IDEAL LAP TIME : 53.793		BEST LAP TIME : 53.808		DIFFERENCE : 0.015		
LAP	SECTOR 1	SECTOR 2	LAP TIME	MPH	DIFF	TIME OF DAY
1 -		21.844	1:00.170	72.27	6.362	15:32:20.974
2 -	32.581	22.138	54.719	79.47	0.911	15:33:15.693
3 -	32.945	21.736	54.681	79.52	0.873	15:34:10.374
4 -	32.581	21.641	54.222	80.19	0.414	15:35:04.596
5 -	32.539	21.613	54.152 (3)	80.30	0.344	15:35:58.748
6 -	32.628	21.598	54.226	80.19	0.418	15:36:52.974
7 -	32.511	21.702	54.213	80.21	0.405	15:37:47.187
8 -	32.398	21.410	53.808 (1)	80.81		15:38:40.995
9 -	32.383	21.604	53.987 (2)	80.54	0.179	15:39:34.982
10 -	32.559	21.952	54.511	79.77	0.703	15:40:29.493
11 -	33.290	21.956	55.246	78.71	1.438	15:41:24.739

P4 27		Richard HAYWARD		Yamaha TZR - GForce/Hayward R Ltd/SnapOn		
IDEAL LAP TIME : 53.641		BEST LAP TIME : 53.641		DIFFERENCE : 0.000		
LAP	SECTOR 1	SECTOR 2	LAP TIME	MPH	DIFF	TIME OF DAY
1 -		22.475	1:01.772	70.39	8.131	15:32:22.576
2 -	33.450	22.146	55.596	78.21	1.955	15:33:18.172
3 -	32.928	21.957	54.885	79.23	1.244	15:34:13.057
4 -	32.463	21.656	54.119 (2)	80.35	0.478	15:35:07.176
5 -	32.756	21.645	54.401	79.93	0.760	15:36:01.577
6 -	32.518	21.796	54.314 (3)	80.06	0.673	15:36:55.891
7 -	32.532	22.223	54.755	79.41	1.114	15:37:50.646
8 -	32.484	22.344	54.828	79.31	1.187	15:38:45.474
9 -	32.038	21.603	53.641 (1)	81.06		15:39:39.115
10 -	32.522	21.996	54.518	79.76	0.877	15:40:33.633
11 -	32.747	22.144	54.891	79.22	1.250	15:41:28.524

BMCRC - MRO Championships 2023 - Rnd 1 @ Brands Hatch Indy

DFDS Yamaha Past Masters

RACE 18 - SECTOR ANALYSIS



SECTOR 1 = FL to I1, SECTOR 2 = I1 to FL, DIFF = Difference To Personal Best Lap, P = Crossed Finish Line in Pit Lane, D = Time Disallowed

P5 15		Billy PERKINS		Yamaha TZR 250 - Ashford tarmac / Barking mad about Animals		
IDEAL LAP TIME : 53.606		BEST LAP TIME : 53.806		DIFFERENCE : 0.200		
LAP	SECTOR 1	SECTOR 2	LAP TIME	MPH	DIFF	TIME OF DAY
1 -		22.328	1:02.141	69.97	8.335	15:32:22.945
2 -	33.206	22.207	55.413	78.47	1.607	15:33:18.358
3 -	33.020	21.990	55.010	79.05	1.204	15:34:13.368
4 -	32.455	21.587	54.042 (2)	80.46	0.236	15:35:07.410
5 -	32.632	21.895	54.527	79.75	0.721	15:36:01.937
6 -	32.861	21.652	54.513	79.77	0.707	15:36:56.450
7 -	32.435	22.000	54.435 (3)	79.88	0.629	15:37:50.885
8 -	32.535	22.186	54.721	79.46	0.915	15:38:45.606
9 -	32.019	21.787	53.806 (1)	80.82		15:39:39.412
10 -	32.699	22.026	54.725	79.46	0.919	15:40:34.137
11 -	32.520	22.291	54.811	79.33	1.005	15:41:28.948

P6 74		Paul WHITBY		Yamaha TZR 250 - Greybridge Ltd		
IDEAL LAP TIME : 54.711		BEST LAP TIME : 54.735		DIFFERENCE : 0.024		
LAP	SECTOR 1	SECTOR 2	LAP TIME	MPH	DIFF	TIME OF DAY
1 -		22.181	1:01.635	70.55	6.900	15:32:22.439
2 -	33.923	22.436	56.359	77.15	1.624	15:33:18.798
3 -	32.931	22.273	55.204	78.77	0.469	15:34:14.002
4 -	32.879	22.029	54.908	79.19	0.173	15:35:08.910
5 -	32.936	21.972	54.908	79.19	0.173	15:36:03.818
6 -	33.309	22.358	55.667	78.11	0.932	15:36:59.485
7 -	32.739	21.996	54.735 (1)	79.44		15:37:54.220
8 -	32.911	22.098	55.009	79.05	0.274	15:38:49.229
9 -	32.783	22.080	54.863 (2)	79.26	0.128	15:39:44.092
10 -	32.801	22.065	54.866 (3)	79.25	0.131	15:40:38.958
11 -	32.760	22.391	55.151	78.84	0.416	15:41:34.109

P7 8		David BALL		Yamaha TZR250 - Gardiner Page and Roe pension consultants		
IDEAL LAP TIME : 54.426		BEST LAP TIME : 54.720		DIFFERENCE : 0.294		
LAP	SECTOR 1	SECTOR 2	LAP TIME	MPH	DIFF	TIME OF DAY
1 -		22.359	1:02.396	69.69	7.676	15:32:23.200
2 -	33.634	22.332	55.966	77.70	1.246	15:33:19.166
3 -	33.083	22.233	55.316	78.61	0.596	15:34:14.482
4 -	32.918	21.802	54.720 (1)	79.47		15:35:09.202
5 -	33.067	21.983	55.050	78.99	0.330	15:36:04.252
6 -	33.300	22.328	55.628	78.17	0.908	15:36:59.880
7 -	32.634	22.177	54.811 (3)	79.33	0.091	15:37:54.691
8 -	32.952	21.987	54.939	79.15	0.219	15:38:49.630
9 -	33.223	22.394	55.617	78.18	0.897	15:39:45.247
10 -	32.960	21.792	54.752 (2)	79.42	0.032	15:40:39.999
11 -	32.864	21.952	54.816	79.33	0.096	15:41:34.815

P8 4		Denis HALIL		Yamaha TZR250 - D & A AUTOS		
IDEAL LAP TIME : 54.438		BEST LAP TIME : 54.714		DIFFERENCE : 0.276		
LAP	SECTOR 1	SECTOR 2	LAP TIME	MPH	DIFF	TIME OF DAY
1 -		22.532	1:02.708	69.34	7.994	15:32:23.512
2 -	33.731	21.987	55.718	78.04	1.004	15:33:19.230
3 -	33.494	21.861	55.355	78.55	0.641	15:34:14.585
4 -	32.938	21.776	54.714 (1)	79.47		15:35:09.299
5 -	33.138	21.877	55.015	79.04	0.301	15:36:04.314
6 -	33.386	22.250	55.636	78.16	0.922	15:36:59.950
7 -	32.680	22.144	54.824 (2)	79.31	0.110	15:37:54.774
8 -	33.173	21.758	54.931 (3)	79.16	0.217	15:38:49.705
9 -	33.795	23.528	57.323	75.86	2.609	15:39:47.028
10 -	33.943	22.122	56.065	77.56	1.351	15:40:43.093
11 -	33.786	22.171	55.957	77.71	1.243	15:41:39.050

BMCRC - MRO Championships 2023 - Rnd 1 @ Brands Hatch Indy

DFDS Yamaha Past Masters

RACE 18 - SECTOR ANALYSIS



SECTOR 1 = FL to I1, SECTOR 2 = I1 to FL, DIFF = Difference To Personal Best Lap, P = Crossed Finish Line in Pit Lane, D = Time Disallowed

P9 26 C		Damian LEE		Yamaha TZR250 - Leed Autos		
IDEAL LAP TIME : 55.733		BEST LAP TIME : 55.767		DIFFERENCE : 0.034		
LAP	SECTOR 1	SECTOR 2	LAP TIME	MPH	DIFF	TIME OF DAY
1 -		23.224	1:04.237	67.69	8.470	15:32:25.041
2 -	33.741	22.950	56.691	76.70	0.924	15:33:21.732
3 -	34.003	22.629	56.632	76.78	0.865	15:34:18.364
4 -	33.434	22.740	56.174 (3)	77.41	0.407	15:35:14.538
5 -	33.593	22.824	56.417	77.07	0.650	15:36:10.955
6 -	33.675	22.896	56.571	76.86	0.804	15:37:07.526
7 -	33.888	22.672	56.560	76.88	0.793	15:38:04.086
8 -	33.718	22.754	56.472	77.00	0.705	15:39:00.558
9 -	33.594	22.804	56.398	77.10	0.631	15:39:56.956
10 -	33.276	22.528	55.804 (2)	77.92	0.037	15:40:52.760
11 -	33.310	22.457	55.767 (1)	77.97		15:41:48.527

P10 28		Liam McCARTER		Yamaha TZR - Katie McCarter		
IDEAL LAP TIME : 55.622		BEST LAP TIME : 55.622		DIFFERENCE : 0.000		
LAP	SECTOR 1	SECTOR 2	LAP TIME	MPH	DIFF	TIME OF DAY
1 -		23.488	1:04.317	67.61	8.695	15:32:25.121
2 -	34.726	22.805	57.531	75.58	1.909	15:33:22.652
3 -	33.755	22.705	56.460	77.02	0.838	15:34:19.112
4 -	33.748	22.520	56.268	77.28	0.646	15:35:15.380
5 -	33.792	22.678	56.470	77.00	0.848	15:36:11.850
6 -	33.624	22.558	56.182	77.40	0.560	15:37:08.032
7 -	34.558	22.433	56.991	76.30	1.369	15:38:05.023
8 -	33.316	22.470	55.786 (2)	77.95	0.164	15:39:00.809
9 -	33.697	22.846	56.543	76.90	0.921	15:39:57.352
10 -	33.284	22.338	55.622 (1)	78.18		15:40:52.974
11 -	33.392	22.396	55.788 (3)	77.94	0.166	15:41:48.762

P11 72 C		John HAMILTON		Yamaha TZR250 - LW Racing		
IDEAL LAP TIME : 55.900		BEST LAP TIME : 55.932		DIFFERENCE : 0.032		
LAP	SECTOR 1	SECTOR 2	LAP TIME	MPH	DIFF	TIME OF DAY
1 -		22.652	1:04.511	67.40	8.579	15:32:25.315
2 -	33.691	22.852	56.543	76.90	0.611	15:33:21.858
3 -	34.064	22.627	56.691	76.70	0.759	15:34:18.549
4 -	34.019	22.425	56.444	77.04	0.512	15:35:14.993
5 -	33.971	22.424	56.395	77.10	0.463	15:36:11.388
6 -	33.761	22.497	56.258	77.29	0.326	15:37:07.646
7 -	34.728	22.784	57.512	75.61	1.580	15:38:05.158
8 -	33.714	22.547	56.261	77.29	0.329	15:39:01.419
9 -	33.784	22.336	56.120 (2)	77.48	0.188	15:39:57.539
10 -	33.564	22.368	55.932 (1)	77.74		15:40:53.471
11 -	33.817	22.360	56.177 (3)	77.40	0.245	15:41:49.648

P12 60 C		Danny GOUGH		Yamaha TZR 250 - G Force Motorcycles		
IDEAL LAP TIME : 55.867		BEST LAP TIME : 55.867		DIFFERENCE : 0.000		
LAP	SECTOR 1	SECTOR 2	LAP TIME	MPH	DIFF	TIME OF DAY
1 -		23.007	1:04.863	67.04	8.996	15:32:25.667
2 -	35.121	23.289	58.410	74.44	2.543	15:33:24.077
3 -	34.725	22.916	57.641	75.44	1.774	15:34:21.718
4 -	35.017	22.784	57.801	75.23	1.934	15:35:19.519
5 -	34.731	22.732	57.463	75.67	1.596	15:36:16.982
6 -	34.342	22.811	57.153	76.08	1.286	15:37:14.135
7 -	34.092	22.686	56.778	76.58	0.911	15:38:10.913
8 -	34.168	22.729	56.897	76.42	1.030	15:39:07.810
9 -	34.198	22.387	56.585 (2)	76.85	0.718	15:40:04.395
10 -	34.291	22.442	56.733 (3)	76.65	0.866	15:41:01.128
11 -	33.540	22.327	55.867 (1)	77.83		15:41:56.995

BMCRC - MRO Championships 2023 - Rnd 1 @ Brands Hatch Indy

DFDS Yamaha Past Masters

RACE 18 - SECTOR ANALYSIS



SECTOR 1 = FL to I1, SECTOR 2 = I1 to FL, DIFF = Difference To Personal Best Lap, P = Crossed Finish Line in Pit Lane, D = Time Disallowed

P13 100 C		Darren CONNEELY		Yamaha TZR 250 - www.ypmrc.co.uk		
IDEAL LAP TIME : 56.321		BEST LAP TIME : 56.407		DIFFERENCE : 0.086		
LAP	SECTOR 1	SECTOR 2	LAP TIME	MPH	DIFF	TIME OF DAY
1 -		23.658	1:04.803	67.10	8.396	15:32:25.607
2 -	35.859	23.315	59.174	73.48	2.767	15:33:24.781
3 -	34.557	23.048	57.605	75.49	1.198	15:34:22.386
4 -	34.024	22.807	56.831 (3)	76.51	0.424	15:35:19.217
5 -	34.267	22.759	57.026	76.25	0.619	15:36:16.243
6 -	33.711	22.696	56.407 (1)	77.09		15:37:12.650
7 -	34.086	22.949	57.035	76.24	0.628	15:38:09.685
8 -	33.959	22.610	56.569 (2)	76.87	0.162	15:39:06.254
9 -	33.826	23.170	56.996	76.29	0.589	15:40:03.250
10 -	34.211	22.736	56.947	76.36	0.540	15:41:00.197
11 -	33.931	22.919	56.850	76.49	0.443	15:41:57.047

P14 199 C		Michael FROST		Yamaha TZR250 -		
IDEAL LAP TIME : 58.569		BEST LAP TIME : 58.569		DIFFERENCE : 0.000		
LAP	SECTOR 1	SECTOR 2	LAP TIME	MPH	DIFF	TIME OF DAY
1 -		23.759	1:07.716	64.21	9.147	15:32:28.520
2 -	37.522	24.296	1:01.818	70.34	3.249	15:33:30.338
3 -	37.115	23.767	1:00.882	71.42	2.313	15:34:31.220
4 -	35.906	23.602	59.508 (3)	73.07	0.939	15:35:30.728
5 -	35.819	23.482	59.301 (2)	73.33	0.732	15:36:30.029
6 -	36.727	23.789	1:00.516	71.85	1.947	15:37:30.545
7 -	36.239	23.348	59.587	72.97	1.018	15:38:30.132
8 -	36.110	23.763	59.873	72.63	1.304	15:39:30.005
9 -	36.601	23.426	1:00.027	72.44	1.458	15:40:30.032
10 -	35.551	23.018	58.569 (1)	74.24		15:41:28.601

P15 42 C		Martin PEARSON		Yamaha TZR250 -		
IDEAL LAP TIME : 59.029		BEST LAP TIME : 59.170		DIFFERENCE : 0.141		
LAP	SECTOR 1	SECTOR 2	LAP TIME	MPH	DIFF	TIME OF DAY
1 -		24.766	1:09.235	62.80	10.065	15:32:30.039
2 -	36.349	24.498	1:00.847	71.46	1.677	15:33:30.886
3 -	37.342	23.696	1:01.038	71.24	1.868	15:34:31.924
4 -	36.216	23.577	59.793	72.72	0.623	15:35:31.717
5 -	36.245	23.334	59.579 (3)	72.98	0.409	15:36:31.296
6 -	35.727	23.699	59.426 (2)	73.17	0.256	15:37:30.722
7 -	35.695	23.475	59.170 (1)	73.49		15:38:29.892
8 -	36.176	23.862	1:00.038	72.43	0.868	15:39:29.930
9 -	36.488	24.174	1:00.662	71.68	1.492	15:40:30.592
10 -	36.342	24.176	1:00.518	71.85	1.348	15:41:31.110

P16 46 C		Kevin MARSHALL		Yamaha TZR250 - Stacey Processing		
IDEAL LAP TIME : 58.882		BEST LAP TIME : 59.838		DIFFERENCE : 0.956		
LAP	SECTOR 1	SECTOR 2	LAP TIME	MPH	DIFF	TIME OF DAY
1 -		23.678	1:08.176	63.78	8.338	15:32:28.980
2 -	36.766	24.443	1:01.209	71.04	1.371	15:33:30.189
3 -	37.249	23.646	1:00.895	71.41	1.057	15:34:31.084
4 -	35.729	24.109	59.838 (1)	72.67		15:35:30.922
5 -	35.884	24.210	1:00.094 (3)	72.36	0.256	15:36:31.016
6 -	36.347	24.778	1:01.125	71.14	1.287	15:37:32.141
7 -	35.969	25.112	1:01.081	71.19	1.243	15:38:33.222
8 -	36.185	25.028	1:01.213	71.04	1.375	15:39:34.435
9 -	36.133	24.548	1:00.681	71.66	0.843	15:40:35.116
10 -	35.236	24.676	59.912 (2)	72.58	0.074	15:41:35.028

BMCRC - MRO Championships 2023 - Rnd 1 @ Brands Hatch Indy

DFDS Yamaha Past Masters

RACE 18 - SECTOR ANALYSIS



SECTOR 1 = FL to I1, SECTOR 2 = I1 to FL, DIFF = Difference To Personal Best Lap, P = Crossed Finish Line in Pit Lane, D = Time Disallowed

P17 62 C		David PATERSON		Yamaha TZR 250 - The love of a good woman		
IDEAL LAP TIME : 58.854		BEST LAP TIME : 59.615		DIFFERENCE : 0.761		
LAP	SECTOR 1	SECTOR 2	LAP TIME	MPH	DIFF	TIME OF DAY
1 -		24.663	1:09.955	62.16	10.340	15:32:30.759
2 -	37.871	26.034	1:03.905	68.04	4.290	15:33:34.664
3 -	37.105	24.254	1:01.359	70.87	1.744	15:34:36.023
4 -	38.494	24.974	1:03.468	68.51	3.853	15:35:39.491
5 -	37.854	24.547	1:02.401	69.68	2.786	15:36:41.892
6 -	37.847	24.601	1:02.448	69.63	2.833	15:37:44.340
7 -	38.069	24.338	1:02.407	69.68	2.792	15:38:46.747
8 -	36.619	23.961	1:00.580 (3)	71.78	0.965	15:39:47.327
9 -	36.120	23.495	59.615 (1)	72.94		15:40:46.942
10 -	35.359	24.306	59.665 (2)	72.88	0.050	15:41:46.607

P18 47 R		Roy ALDERSLADE		Yamaha TZR250 -		
IDEAL LAP TIME : 59.519		BEST LAP TIME : 59.519		DIFFERENCE : 0.000		
LAP	SECTOR 1	SECTOR 2	LAP TIME	MPH	DIFF	TIME OF DAY
1 -		25.165	1:09.864	62.24	10.345	15:32:30.668
2 -	37.722	26.127	1:03.849	68.10	4.330	15:33:34.517
3 -	37.842	25.343	1:03.185	68.82	3.666	15:34:37.702
4 -	37.067	25.334	1:02.401	69.68	2.882	15:35:40.103
5 -	37.825	24.995	1:02.820	69.22	3.301	15:36:42.923
6 -	37.065	25.065	1:02.130	69.99	2.611	15:37:45.053
7 -	36.516	24.161	1:00.677 (3)	71.66	1.158	15:38:45.730
8 -	36.350	24.178	1:00.528 (2)	71.84	1.009	15:39:46.258
9 -	35.730	23.789	59.519 (1)	73.06		15:40:45.777
10 -	36.271	24.602	1:00.873	71.43	1.354	15:41:46.650

P19 73 C		Colvin TURNER		Yamaha TZR250 -		
IDEAL LAP TIME : 1:01.848		BEST LAP TIME : 1:02.927		DIFFERENCE : 1.079		
LAP	SECTOR 1	SECTOR 2	LAP TIME	MPH	DIFF	TIME OF DAY
1 -		23.687	1:07.098	64.80	4.171	15:32:27.902
2 -	38.161	24.766	1:02.927 (1)	69.10		15:33:30.829
3 -	38.890	24.830	1:03.720 (2)	68.24	0.793	15:34:34.549
4 -	43.070	25.741	1:08.811	63.19	5.884	15:35:43.360
5 -	39.225	26.114	1:05.339	66.55	2.412	15:36:48.699
6 -	38.858	25.987	1:04.845 (3)	67.06	1.918	15:37:53.544
7 -	39.268	26.151	1:05.419	66.47	2.492	15:38:58.963
8 -	39.351	25.922	1:05.273	66.62	2.346	15:40:04.236
9 -	41.458	26.456	1:07.914	64.03	4.987	15:41:12.150
10 -	41.840	26.896	1:08.736	63.26	5.809	15:42:20.886

P20 71 R		Tess BICKERSTAFF		Yamaha TZR250 - Len Whalin		
IDEAL LAP TIME : 1:05.534		BEST LAP TIME : 1:05.978		DIFFERENCE : 0.444		
LAP	SECTOR 1	SECTOR 2	LAP TIME	MPH	DIFF	TIME OF DAY
1 -		25.978	1:13.314	59.31	7.336	15:32:34.118
2 -	41.157	26.545	1:07.702	64.23	1.724	15:33:41.820
3 -	39.922	26.673	1:06.595 (2)	65.29	0.617	15:34:48.415
4 -	41.001	27.717	1:08.718	63.28	2.740	15:35:57.133
5 -	40.622	26.552	1:07.174	64.73	1.196	15:37:04.307
6 -	40.364	26.276	1:06.640 (3)	65.25	0.662	15:38:10.947
7 -	40.391	27.158	1:07.549	64.37	1.571	15:39:18.496
8 -	39.556	26.422	1:05.978 (1)	65.90		15:40:24.474
9 -	41.456	26.806	1:08.262	63.70	2.284	15:41:32.736

P21 333 C		Mark STUBBERFIELD		Yamaha TZR250 - Polished concrete London		
IDEAL LAP TIME : 1:00.623		BEST LAP TIME : 1:02.084		DIFFERENCE : 1.461		
LAP	SECTOR 1	SECTOR 2	LAP TIME	MPH	DIFF	TIME OF DAY
1 -		23.949	1:06.827	65.07	4.743	15:32:27.631
2 -	36.674	25.410	1:02.084 (1)	70.04		15:33:29.715

BMCRC - MRO Championships 2023 - Rnd 1 @ Brands Hatch Indy

DFDS Yamaha Past Masters

RACE 18 - SECTOR ANALYSIS



SECTOR 1 = FL to I1, SECTOR 2 = I1 to FL, DIFF = Difference To Personal Best Lap, P = Crossed Finish Line in Pit Lane, D = Time Disallowed

P22	29	Derek CRIPPS	Yamaha TZR - Kelly Cripps - Team FBR			
IDEAL LAP TIME : 59.400		BEST LAP TIME :	DIFFERENCE :			
LAP	SECTOR 1	SECTOR 2	LAP TIME	MPH	DIFF	TIME OF DAY
1 -		23.571	1:06.376	65.51		15:32:27.180

BMCRC - MRO Championships 2023 - Rnd 1 @ Brands Hatch Indy

DFDS Yamaha Past Masters

RACE 18 - BEST SECTORS

SECTOR 1			SECTOR 2			IDEAL / BEST COMPARISON						
POS	NO	NAME	TIME	NO	NAME	TIME	POS	NO	NAME	IDEAL	BEST	DIFF
									PERFECT LAP	53.172		
1	15	PERKINS	32.019	51	WHOLEY	21.153	1	51	WHOLEY	53.325	53.325	0.000
2	27	HAYWARD	32.038	19	BRANTON	21.410	2	15	PERKINS	53.606	53.806	0.200
3	13	EDMONDSON	32.108	13	EDMONDSON	21.525	3	13	EDMONDSON	53.633	53.688	0.055
4	51	WHOLEY	32.172	15	PERKINS	21.587	4	27	HAYWARD	53.641	53.641	0.000
5	19	BRANTON	32.383	27	HAYWARD	21.603	5	19	BRANTON	53.793	53.808	0.015
6	8	BALL	32.634	4	HALIL	21.758	6	8	BALL	54.426	54.720	0.294
7	4	HALIL	32.680	8	BALL	21.792	7	4	HALIL	54.438	54.714	0.276
8	74	WHITBY	32.739	74	WHITBY	21.972	8	74	WHITBY	54.711	54.735	0.024
9	26	LEE	33.276	60	GOUGH	22.327	9	28	McCARTER	55.622	55.622	0.000
10	28	McCARTER	33.284	72	HAMILTON	22.336	10	26	LEE	55.733	55.767	0.034
11	60	GOUGH	33.540	28	McCARTER	22.338	11	60	GOUGH	55.867	55.867	0.000
12	72	HAMILTON	33.564	26	LEE	22.457	12	72	HAMILTON	55.900	55.932	0.032
13	100	CONNELY	33.711	100	CONNELY	22.610	13	100	CONNELY	56.321	56.407	0.086
14	46	MARSHALL	35.236	199	FROST	23.018	14	199	FROST	58.569	58.569	0.000
15	62	PATERSON	35.359	42	PEARSON	23.334	15	62	PATERSON	58.854	59.615	0.761
16	199	FROST	35.551	62	PATERSON	23.495	16	46	MARSHALL	58.882	59.838	0.956
17	42	PEARSON	35.695	29	CRIPPS	23.571	17	42	PEARSON	59.029	59.170	0.141
18	47	ALDERSLADE	35.730	46	MARSHALL	23.646	18	29	CRIPPS	59.400		
19	29	CRIPPS	35.829	73	TURNER	23.687	19	47	ALDERSLADE	59.519	59.519	0.000
20	333	STUBBERFIELD	36.674	47	ALDERSLADE	23.789	20	333	STUBBERFIELD	1:00.623	1:02.084	1.461
21	73	TURNER	38.161	333	STUBBERFIELD	23.949	21	73	TURNER	1:01.848	1:02.927	1.079
22	71	BICKERSTAFF	39.556	71	BICKERSTAFF	25.978	22	71	BICKERSTAFF	1:05.534	1:05.978	0.444
23												

BMCRC - MRO Championships 2023 - Rnd 1 @ Brands Hatch Indy

DFDS Yamaha Past Masters

RACE 18 - STATISTICS

Competitors Started	23
Planned Start	2023-03-12 @ 15:55:00.000
Actual Start	2023-03-12 @ 15:31:20.803
Finish Time	2023-03-12 @ 15:41:21.293
Track Length	1.2079mi.
Total Laps	215
Total Distance Covered	259.7083mi.

Session Fastest Lap History

NO	CL	NAME	LAP TIME	TIME OF DAY	LAP	VEHICLE
13		Doug EDMONDSON	54.424	15:33:15.163	2	Yamaha TZR250
51		Kevin WHOLEY	53.769	15:34:09.511	3	Yamaha TZR
51		Kevin WHOLEY	53.626	15:38:39.953	8	Yamaha TZR
51		Kevin WHOLEY	53.325	15:41:21.319	11	Yamaha TZR

Session Leader History

NO	CL	NAME	FROM LAP	LAPS LED	DISTANCE	VEHICLE
13		Doug EDMONDSON	1	2	2.41 miles	Yamaha TZR250
51		Kevin WHOLEY	3	1	1.20 miles	Yamaha TZR
13		Doug EDMONDSON	4	1	1.20 miles	Yamaha TZR250
51		Kevin WHOLEY	5	1	1.20 miles	Yamaha TZR
13		Doug EDMONDSON	6	4	4.83 miles	Yamaha TZR250
51		Kevin WHOLEY	10	2	2.41 miles	Yamaha TZR

Flag History

TYPE	TIME OF DAY
GREEN	15:31:20.803
FINISH	15:41:21.293

Flag Statistics

TYPE	COUNT	TOTAL LAPS	TOTAL TIME
Green	1	11	11:02.523
Red	0	0	0.000
Safety Car	0	0	0.000
FCY	0	0	0.000

BMCRC - MRO Championships 2023 - Rnd 1 @ Brands Hatch Indy

DFDS Yamaha Past Masters

RACE 18 - STATISTICS

CLASS :

11 Starters

Fastest Lap History

NO	NAME	LAP TIME	TIME OF DAY	LAP	VEHICLE
13	Doug EDMONDSON	54.424	15:33:15.163	2	Yamaha TZR250
51	Kevin WHOLEY	53.769	15:34:09.511	3	Yamaha TZR
51	Kevin WHOLEY	53.626	15:38:39.953	8	Yamaha TZR
51	Kevin WHOLEY	53.325	15:41:21.319	11	Yamaha TZR

Leader History

NO	NAME	FROM LAP	LAPS LED	DISTANCE	VEHICLE
13	Doug EDMONDSON	1	2	2.41 miles	Yamaha TZR250
51	Kevin WHOLEY	3	1	1.20 miles	Yamaha TZR
13	Doug EDMONDSON	4	1	1.20 miles	Yamaha TZR250
51	Kevin WHOLEY	5	1	1.20 miles	Yamaha TZR
13	Doug EDMONDSON	6	4	4.83 miles	Yamaha TZR250
51	Kevin WHOLEY	10	2	2.41 miles	Yamaha TZR

BMCRC - MRO Championships 2023 - Rnd 1 @ Brands Hatch Indy

DFDS Yamaha Past Masters

RACE 18 - STATISTICS

CLASS : C

10 Starters

Fastest Lap History

NO	NAME	LAP TIME	TIME OF DAY	LAP	VEHICLE
26	Damian LEE	56.691	15:33:21.743	2	Yamaha TZR250
72	John HAMILTON	56.543	15:33:21.887	2	Yamaha TZR250
26	Damian LEE	56.174	15:35:14.549	4	Yamaha TZR250
72	John HAMILTON	56.120	15:39:57.568	9	Yamaha TZR250
26	Damian LEE	55.804	15:40:52.771	10	Yamaha TZR250
26	Damian LEE	55.767	15:41:48.539	11	Yamaha TZR250

Leader History

NO	NAME	FROM LAP	LAPS LED	DISTANCE	VEHICLE
26	Damian LEE	1	11	13.28 miles	Yamaha TZR250

BMCRC - MRO Championships 2023 - Rnd 1 @ Brands Hatch Indy

DFDS Yamaha Past Masters

RACE 18 - STATISTICS

CLASS : R

2 Starters

Fastest Lap History

NO	NAME	LAP TIME	TIME OF DAY	LAP	VEHICLE
47	Roy ALDERSLADE	1:03.849	15:33:34.526	2	Yamaha TZR250
47	Roy ALDERSLADE	1:03.185	15:34:37.711	3	Yamaha TZR250
47	Roy ALDERSLADE	1:02.401	15:35:40.112	4	Yamaha TZR250
47	Roy ALDERSLADE	1:02.130	15:37:45.061	6	Yamaha TZR250
47	Roy ALDERSLADE	1:00.677	15:38:45.734	7	Yamaha TZR250
47	Roy ALDERSLADE	1:00.528	15:39:46.267	8	Yamaha TZR250
47	Roy ALDERSLADE	59.519	15:40:45.786	9	Yamaha TZR250

Leader History

NO	NAME	FROM LAP	LAPS LED	DISTANCE	VEHICLE
47	Roy ALDERSLADE	1	10	12.07 miles	Yamaha TZR250