



# **BMCRC-MRO CHAMPIONSHIPS**

## **2023**

**Round 3**  
**Snetterton 300**  
**6<sup>th</sup> / 7<sup>th</sup> May 2023**



**Timing & Results Provided by Timing Solutions Ltd**

**[www.tsl-timing.com](http://www.tsl-timing.com)**

illuminate~~e~~design

# ILLUMINATE DESIGN 250 MZ & BLUE HAZE GPF



BMCRC-MRO Championships - Round 3  
Snetterton 300  
6<sup>th</sup> / 7<sup>th</sup> May 2023



Timing & Results Provided by Timing Solutions Ltd

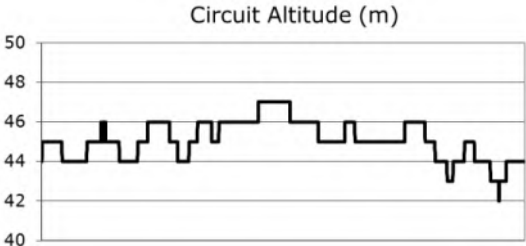
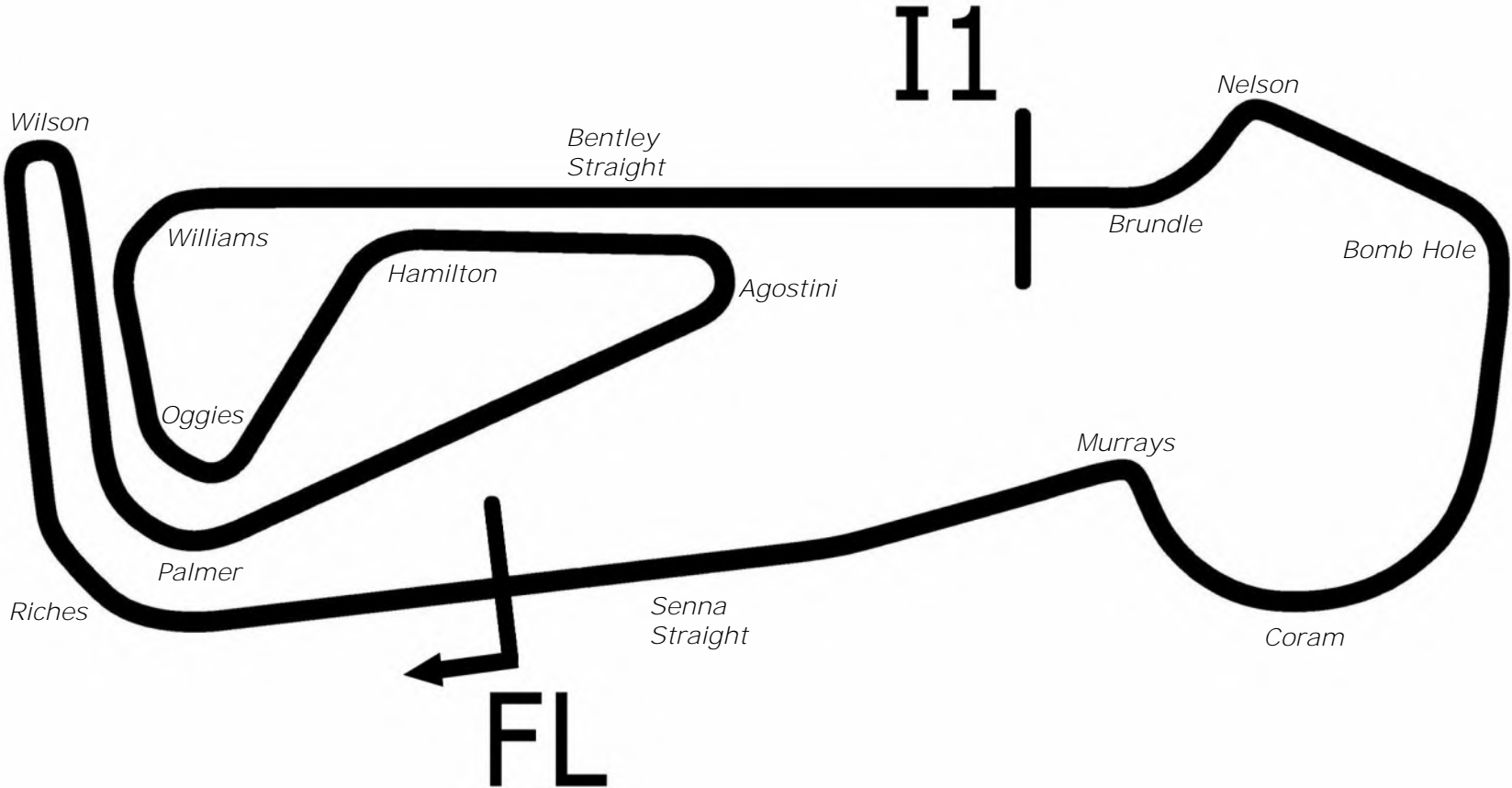
[www.tsl-timing.com](http://www.tsl-timing.com)

# Snetterton 300



SPORTS TIMING

TIMING SOLUTIONS LTD



Length	2.9689 miles	4778.0 m	
FL		52.46340 N	0.94476 E
I1	3198m	52.46617 N	0.94964 E
Pit Entry	4572m	52.46364 N	0.94774 E
Pit Exit	40m after FL	52.46338 N	0.94420 E
Pit Entry-Pit Exit 246m, 17.7s @50kph, 14.7s @60kph			

# BMCRC - MRO Championships 2023 - Rnd 3 @ Snetterton

## Illuminate Design 250MZ & Blue Haze GPF 2-Stroke

### QUALIFYING - CLASSIFICATION

POS	NO	CL	PIC NAME	ENTRY	TIME	ON	LAPS	GAP	DIFF	MPH
1	26	GPF	1 Damian LEE	Yamaha TZR 250 - Leed Autos	2:42.116	1	1			65.92
2	18	GPF	2 David BALL	Yamaha TZR250F3 - Gardiner Page and Roe pension c	2:33.191	2	2	1.113	1.113	69.76
3	28	GPF	3 Liam McCARTER	Yamaha TZR - Katie McCarter	2:32.821	2	2	1.881	0.768	69.93
4	22	GPF	4 Rik BALLERINI	Yamaha TZR 250 - SCLS LTD, CAMBRIDGE MC, GEC	2:33.575	2	2	2.300	0.419	69.59
5	85	MZ	1 Andrew WALES	MZ ETZ 250 - Illuminated Design LTD	2:35.533	2	2	4.591	2.291	68.71
6	75	MZ	2 Peter WOODALL	MZ ETZ 250 - Online Lubricants	2:43.287	2	2	7.840	3.249	65.45
7	96	MZ	3 Chris KENT	MZ ETZ 250 -	2:39.781	2	2	8.252	0.412	66.89
8	37	GPF	5 Roy ALDERSLADE	Yamaha TZR 250 -	2:37.284	2	2	8.757	0.505	67.95
9	42	GPF	6 Martin PEARSON	Yamaha TZR 250 -	2:38.370	2	2	9.440	0.683	67.48
10	565	MZ	4 Louis KERSHAW	MZ ETZ 250 - Walkers Campers	2:44.520	2	2	9.979	0.539	64.96
11	69	MZ	5 Alexander MANN	MZ TS 250 - HS RACING	2:43.216	2	2	10.885	0.906	65.48
12	7	MZ	6 John ASHMEAD	MZ ETZ 250 -	2:45.365	2	2	13.995	3.110	64.63
13	13	MZ	7 Gordon RYAN	MZ ETZ 250 - Prism Work Psychology	2:44.712	2	2	15.775	1.780	65.07
14	73	GPF	7 Colvin TURNER	Yamaha TZR 250 -	2:47.685	3	3	19.208	3.433	63.73
15	66	MZ	8 Graeme LEWIS	MZ ETZ 250 - DND Racing Components Eng	2:48.815	3	3	20.338	1.130	63.31
16	56	MZ	9 Russell TURNER	MZ ETZ 250 - TT Racing	2:52.094	2	3	23.617	3.279	62.10
17	8	MZ	10 Rich ASKEW	MZ ETZ 250 - L+R construction	2:55.560	3	3	26.036	2.419	60.87
18	11	MZ	11 Carl CRIPPS	MZ ETZ 250 -	2:58.540	2	2	30.063	4.027	59.86
19	38	MZ	12 Chris PETTET	MZ ETZ 250 -	3:05.687	2	2	37.210	7.147	57.55
20	102	MZ	13 Caleb WRIGHT	MZ ETZ 250 - Clover Investments	3:25.584	2	2	57.107	19.897	51.98
21	110	GPF	8 Mark HAIGH	Aprilia RS250 - Chesterfield CarClinic/The Tuning Work			0			

Weather / Track : Cloudy / Damp

These results are provisional until the conclusion of any judicial and technical matters.

Snetterton 300: 2.9689 miles

Date: 06/05/2023 Start: 09:47 Finish: 09:57

Clerk Of Course :

Stewards :

Timekeeper : Richard Evans

Results can be found at [www.tsl-timing.com](http://www.tsl-timing.com)

Printed - 10:00 Saturday, 06 May 2023



# BMCRC - MRO Championships 2023 - Rnd 3 @ Snetterton

## Illuminate Design 250MZ & Blue Haze GPF 2-Stroke

### QUALIFYING - SECTOR ANALYSIS



SECTOR 1 = FL to I1, SECTOR 2 = I1 to FL, DIFF = Difference To Personal Best Lap, P = Crossed Finish Line in Pit Lane, D = Time Disallowed

P1 26 GPF		Damian LEE		Yamaha TZR 250 - Leed Autos			
IDEAL LAP TIME : 2:28.360		BEST LAP TIME : 2:28.477		DIFFERENCE : 0.117			
LAP	SECTOR 1	SECTOR 2	LAP TIME	MPH	DIFF	TIME OF DAY	
1 -	1:50.249	51.867	2:42.116	65.92	13.639	09:50:36.838	
2 -	1:41.750	50.304	2:32.054 (3)	70.29	3.577	09:53:08.892	
3 -	1:38.749	<b>49.728</b>	<b>2:28.477 (1)</b>	<b>71.98</b>		<b>09:55:37.369</b>	
4 -	<b>1:38.632</b>	50.122	2:28.754 (2)	71.85	0.277	09:58:06.123	

P2 18 GPF		David BALL		Yamaha TZR250F3 - Gardiner Page and Roe pension consultan			
IDEAL LAP TIME : 2:29.590		BEST LAP TIME : 2:29.590		DIFFERENCE : 0.000			
LAP	SECTOR 1	SECTOR 2	LAP TIME	MPH	DIFF	TIME OF DAY	
1 -	1:47.052	50.558	2:37.610	67.81	8.020	09:50:30.286	
2 -	1:42.733	50.458	2:33.191 (3)	69.76	3.601	09:53:03.477	
3 -	1:41.922	50.710	2:32.632 (2)	70.02	3.042	09:55:36.109	
4 -	<b>1:40.045</b>	<b>49.545</b>	<b>2:29.590 (1)</b>	<b>71.44</b>		<b>09:58:05.699</b>	

P3 28 GPF		Liam McCARTER		Yamaha TZR - Katie McCarter			
IDEAL LAP TIME : 2:30.358		BEST LAP TIME : 2:30.358		DIFFERENCE : 0.000			
LAP	SECTOR 1	SECTOR 2	LAP TIME	MPH	DIFF	TIME OF DAY	
1 -	1:48.668	51.640	2:40.308	66.67	9.950	09:50:32.084	
2 -	1:41.657	51.164	2:32.821 (3)	69.93	2.463	09:53:04.905	
3 -	1:40.866	51.432	2:32.298 (2)	70.17	1.940	09:55:37.203	
4 -	<b>1:39.943</b>	<b>50.415</b>	<b>2:30.358 (1)</b>	<b>71.08</b>		<b>09:58:07.561</b>	

P4 22 GPF		Rik BALLERINI		Yamaha TZR 250 - SCLS LTD, CAMBRIDGE MC, GECKO RAC			
IDEAL LAP TIME : 2:30.402		BEST LAP TIME : 2:30.777		DIFFERENCE : 0.375			
LAP	SECTOR 1	SECTOR 2	LAP TIME	MPH	DIFF	TIME OF DAY	
1 -	1:50.879	52.008	2:42.887	65.61	12.110	09:50:35.972	
2 -	1:42.282	51.293	2:33.575 (3)	69.59	2.798	09:53:09.547	
3 -	1:40.497	<b>50.657</b>	2:31.154 (2)	70.70	0.377	09:55:40.701	
4 -	<b>1:39.745</b>	51.032	<b>2:30.777 (1)</b>	<b>70.88</b>		<b>09:58:11.478</b>	

P5 85 MZ		Andrew WALES		MZ ETZ 250 - Illuminated Design LTD			
IDEAL LAP TIME : 2:33.068		BEST LAP TIME : 2:33.068		DIFFERENCE : 0.000			
LAP	SECTOR 1	SECTOR 2	LAP TIME	MPH	DIFF	TIME OF DAY	
1 -	1:47.086	53.246	2:40.332	66.66	7.264	09:50:53.904	
2 -	1:43.895	51.638	2:35.533 (2)	68.71	2.465	09:53:29.437	
3 -	<b>1:41.700</b>	<b>51.368</b>	<b>2:33.068 (1)</b>	<b>69.82</b>		<b>09:56:02.505</b>	
4 -	1:42.007	55.094	2:37.101 (3)	68.03	4.033	09:58:39.606	

P6 75 MZ		Peter WOODALL		MZ ETZ 250 - Online Lubricants			
IDEAL LAP TIME : 2:36.317		BEST LAP TIME : 2:36.317		DIFFERENCE : 0.000			
LAP	SECTOR 1	SECTOR 2	LAP TIME	MPH	DIFF	TIME OF DAY	
1 -	2:00.157	55.588	2:55.745	60.81	19.428	09:50:55.187	
2 -	1:49.898	53.389	2:43.287 (3)	65.45	6.970	09:53:38.474	
3 -	1:46.611	54.370	2:40.981 (2)	66.39	4.664	09:56:19.455	
4 -	<b>1:44.103</b>	<b>52.214</b>	<b>2:36.317 (1)</b>	<b>68.37</b>		<b>09:58:55.772</b>	

P7 96 MZ		Chris KENT		MZ ETZ 250 -			
IDEAL LAP TIME : 2:36.212		BEST LAP TIME : 2:36.729		DIFFERENCE : 0.517			
LAP	SECTOR 1	SECTOR 2	LAP TIME	MPH	DIFF	TIME OF DAY	
1 -	1:52.849	55.001	2:47.850	63.67	11.121	09:50:36.965	
2 -	1:45.556	54.225	2:39.781 (3)	66.89	3.052	09:53:16.746	
3 -	1:44.581	<b>52.177</b>	2:36.758 (2)	68.18	0.029	09:55:53.504	
4 -	<b>1:44.035</b>	52.694	<b>2:36.729 (1)</b>	<b>68.19</b>		<b>09:58:30.233</b>	

# BMCRC - MRO Championships 2023 - Rnd 3 @ Snetterton

## Illuminate Design 250MZ & Blue Haze GPF 2-Stroke

### QUALIFYING - SECTOR ANALYSIS



SECTOR 1 = FL to I1, SECTOR 2 = I1 to FL, DIFF = Difference To Personal Best Lap, P = Crossed Finish Line in Pit Lane, D = Time Disallowed

P8 37 GPF Roy ALDERSLADE		Yamaha TZR 250 -				
IDEAL LAP TIME : 2:36.331		BEST LAP TIME : 2:37.234				
		DIFFERENCE : 0.903				
LAP	SECTOR 1	SECTOR 2	LAP TIME	MPH	DIFF	TIME OF DAY
1 -	1:52.013	<b>52.555</b>	2:44.568	64.94	7.334	09:50:38.533
2 -	<b>1:43.776</b>	53.508	2:37.284 (2)	67.95	0.050	09:53:15.817
3 -	1:45.405	53.074	2:38.479 (3)	67.44	1.245	09:55:54.296
4 -	1:44.027	53.207	<b>2:37.234 (1)</b>	<b>67.97</b>		<b>09:58:31.530</b>

P9 42 GPF Martin PEARSON		Yamaha TZR 250 -				
IDEAL LAP TIME : 2:36.999		BEST LAP TIME : 2:37.917				
		DIFFERENCE : 0.918				
LAP	SECTOR 1	SECTOR 2	LAP TIME	MPH	DIFF	TIME OF DAY
1 -	1:48.510	54.081	2:42.591	65.73	4.674	09:50:29.673
2 -	1:45.461	<b>52.909</b>	2:38.370 (2)	67.48	0.453	09:53:08.043
3 -	1:44.488	53.429	<b>2:37.917 (1)</b>	<b>67.68</b>		<b>09:55:45.960</b>
4 -	<b>1:44.090</b>	54.874	2:38.964 (3)	67.23	1.047	09:58:24.924

P10 565 MZ Louis KERSHAW		MZ ETZ 250 - Walkers Campers				
IDEAL LAP TIME : 2:38.456		BEST LAP TIME : 2:38.456				
		DIFFERENCE : 0.000				
LAP	SECTOR 1	SECTOR 2	LAP TIME	MPH	DIFF	TIME OF DAY
1 -	2:00.300	56.617	2:56.917	60.41	18.461	09:50:47.711
2 -	1:50.479	54.041	2:44.520 (3)	64.96	6.064	09:53:32.231
3 -	1:46.560	53.419	2:39.979 (2)	66.80	1.523	09:56:12.210
4 -	<b>1:45.176</b>	<b>53.280</b>	<b>2:38.456 (1)</b>	<b>67.45</b>		<b>09:58:50.666</b>

P11 69 MZ Alexander MANN		MZ TS 250 - HS RACING				
IDEAL LAP TIME : 2:39.362		BEST LAP TIME : 2:39.362				
		DIFFERENCE : 0.000				
LAP	SECTOR 1	SECTOR 2	LAP TIME	MPH	DIFF	TIME OF DAY
1 -	1:55.473	57.111	2:52.584	61.92	13.222	09:50:54.132
2 -	1:47.724	55.492	2:43.216 (3)	65.48	3.854	09:53:37.348
3 -	1:46.895	54.233	2:41.128 (2)	66.33	1.766	09:56:18.476
4 -	<b>1:46.259</b>	<b>53.103</b>	<b>2:39.362 (1)</b>	<b>67.06</b>		<b>09:58:57.838</b>

P12 7 MZ John ASHMEAD		MZ ETZ 250 -				
IDEAL LAP TIME : 2:42.472		BEST LAP TIME : 2:42.472				
		DIFFERENCE : 0.000				
LAP	SECTOR 1	SECTOR 2	LAP TIME	MPH	DIFF	TIME OF DAY
1 -	1:56.381	56.846	2:53.227	61.69	10.755	09:50:44.545
2 -	1:49.658	55.707	2:45.365 (3)	64.63	2.893	09:53:29.910
3 -	1:49.418	54.349	2:43.767 (2)	65.26	1.295	09:56:13.677
4 -	<b>1:48.916</b>	<b>53.556</b>	<b>2:42.472 (1)</b>	<b>65.78</b>		<b>09:58:56.149</b>

P13 13 MZ Gordon RYAN		MZ ETZ 250 - Prism Work Psychology				
IDEAL LAP TIME : 2:42.338		BEST LAP TIME : 2:44.252				
		DIFFERENCE : 1.914				
LAP	SECTOR 1	SECTOR 2	LAP TIME	MPH	DIFF	TIME OF DAY
1 -	1:56.614	57.936	2:54.550	61.23	10.298	09:50:44.843
2 -	1:49.234	55.478	2:44.712 (2)	64.88	0.460	09:53:29.555
3 -	<b>1:47.225</b>	57.027	<b>2:44.252 (1)</b>	<b>65.07</b>		<b>09:56:13.807</b>
4 -	1:50.100	<b>55.113</b>	2:45.213 (3)	64.69	0.961	09:58:59.020

P14 73 GPF Colvin TURNER		Yamaha TZR 250 -				
IDEAL LAP TIME : 2:47.430		BEST LAP TIME : 2:47.685				
		DIFFERENCE : 0.255				
LAP	SECTOR 1	SECTOR 2	LAP TIME	MPH	DIFF	TIME OF DAY
1 -	1:56.994	59.656	2:56.650	60.50	8.965	09:50:52.991
2 -	1:53.644	56.303	2:49.947 (3)	62.89	2.262	09:53:42.938
3 -	1:51.545	<b>56.140</b>	<b>2:47.685 (1)</b>	<b>63.73</b>		<b>09:56:30.623</b>
4 -	<b>1:51.290</b>	58.036	2:49.326 (2)	63.12	1.641	09:59:19.949

# BMCRC - MRO Championships 2023 - Rnd 3 @ Snetterton

## Illuminate Design 250MZ & Blue Haze GPF 2-Stroke

### QUALIFYING - SECTOR ANALYSIS



SECTOR 1 = FL to I1, SECTOR 2 = I1 to FL, DIFF = Difference To Personal Best Lap, P = Crossed Finish Line in Pit Lane, D = Time Disallowed

P15 66 MZ		Graeme LEWIS		MZ ETZ 250 - DND Racing Components Eng		
IDEAL LAP TIME : 2:48.815		BEST LAP TIME : 2:48.815		DIFFERENCE : 0.000		
LAP	SECTOR 1	SECTOR 2	LAP TIME	MPH	DIFF	TIME OF DAY
1 -	1:59.056	59.569	2:58.625 (3)	59.83	9.810	09:50:53.784
2 -	1:54.346	57.872	2:52.218 (2)	62.06	3.403	09:53:46.002
3 -	<b>1:52.850</b>	<b>55.965</b>	<b>2:48.815 (1)</b>	<b>63.31</b>		<b>09:56:34.817</b>

P16 56 MZ		Russell TURNER		MZ ETZ 250 - TT Racing		
IDEAL LAP TIME : 2:49.791		BEST LAP TIME : 2:52.094		DIFFERENCE : 2.303		
LAP	SECTOR 1	SECTOR 2	LAP TIME	MPH	DIFF	TIME OF DAY
1 -	2:02.587	59.005	3:01.592 (3)	58.85	9.498	09:51:02.939
2 -	1:55.422	<b>56.672</b>	<b>2:52.094 (1)</b>	<b>62.10</b>		<b>09:53:55.033</b>
3 -	<b>1:53.119</b>	1:00.696	2:53.815 (2)	61.49	1.721	09:56:48.848

P17 8 MZ		Rich ASKEW		MZ ETZ 250 - L+R construction		
IDEAL LAP TIME : 2:54.513		BEST LAP TIME : 2:54.513		DIFFERENCE : 0.000		
LAP	SECTOR 1	SECTOR 2	LAP TIME	MPH	DIFF	TIME OF DAY
1 -	2:01.204	58.193	2:59.397	59.57	4.884	09:50:53.694
2 -	1:57.835	58.865	2:56.700 (3)	60.48	2.187	09:53:50.394
3 -	1:56.997	58.563	2:55.560 (2)	60.87	1.047	09:56:45.954
4 -	<b>1:56.470</b>	<b>58.043</b>	<b>2:54.513 (1)</b>	<b>61.24</b>		<b>09:59:40.467</b>

P18 11 MZ		Carl CRIPPS		MZ ETZ 250 -		
IDEAL LAP TIME : 2:55.025		BEST LAP TIME : 2:58.540		DIFFERENCE : 3.515		
LAP	SECTOR 1	SECTOR 2	LAP TIME	MPH	DIFF	TIME OF DAY
1 -	2:00.944	<b>59.557</b>	3:00.501 (2)	59.21	1.961	09:51:00.600
2 -	1:58.514	1:00.026	<b>2:58.540 (1)</b>	<b>59.86</b>		<b>09:53:59.140</b>

P19 38 MZ		Chris PETTET		MZ ETZ 250 -		
IDEAL LAP TIME : 3:05.687		BEST LAP TIME : 3:05.687		DIFFERENCE : 0.000		
LAP	SECTOR 1	SECTOR 2	LAP TIME	MPH	DIFF	TIME OF DAY
1 -	2:08.567	1:05.038	3:13.605 (2)	55.20	7.918	09:51:21.399
2 -	<b>2:03.941</b>	<b>1:01.746</b>	<b>3:05.687 (1)</b>	<b>57.55</b>		<b>09:54:27.086</b>

P20 102 MZ		Caleb WRIGHT		MZ ETZ 250 - Clover Investments		
IDEAL LAP TIME : 3:22.908		BEST LAP TIME : 3:25.584		DIFFERENCE : 2.676		
LAP	SECTOR 1	SECTOR 2	LAP TIME	MPH	DIFF	TIME OF DAY
1 -	2:23.201	1:10.167	3:33.368 (3)	50.09	7.784	09:51:40.627
2 -	2:16.944	<b>1:08.640</b>	<b>3:25.584 (1)</b>	<b>51.98</b>		<b>09:55:06.211</b>
3 -	<b>2:14.268</b>	1:13.090	3:27.358 (2)	51.54	1.774	09:58:33.569

# BMCRC - MRO Championships 2023 - Rnd 3 @ Snetterton

## Illuminate Design 250MZ & Blue Haze GPF 2-Stroke

### QUALIFYING - BEST SECTORS

SECTOR 1				SECTOR 2				IDEAL / BEST COMPARISON				
POS	NO	NAME	TIME	NO	NAME	TIME	POS	NO	NAME	IDEAL	BEST	DIFF
1	26	LEE	1:38.632	18	BALL	49.545	1	26	LEE	2:28.360	2:28.477	0.117
2	22	BALLERINI	1:39.745	26	LEE	49.728	2	18	BALL	2:29.590	2:29.590	0.000
3	28	McCARTER	1:39.943	28	McCARTER	50.415	3	28	McCARTER	2:30.358	2:30.358	0.000
4	18	BALL	1:40.045	22	BALLERINI	50.657	4	22	BALLERINI	2:30.402	2:30.777	0.375
5	85	WALES	1:41.700	85	WALES	51.368	5	85	WALES	2:33.068	2:33.068	0.000
6	37	ALDERSLADE	1:43.776	96	KENT	52.177	6	96	KENT	2:36.212	2:36.729	0.517
7	96	KENT	1:44.035	75	WOODALL	52.214	7	75	WOODALL	2:36.317	2:36.317	0.000
8	42	PEARSON	1:44.090	37	ALDERSLADE	52.555	8	37	ALDERSLADE	2:36.331	2:37.234	0.903
9	75	WOODALL	1:44.103	42	PEARSON	52.909	9	42	PEARSON	2:36.999	2:37.917	0.918
10	565	KERSHAW	1:45.176	69	MANN	53.103	10	565	KERSHAW	2:38.456	2:38.456	0.000
11	69	MANN	1:46.259	565	KERSHAW	53.280	11	69	MANN	2:39.362	2:39.362	0.000
12	13	RYAN	1:47.225	7	ASHMEAD	53.556	12	13	RYAN	2:42.338	2:44.252	1.914
13	7	ASHMEAD	1:48.916	13	RYAN	55.113	13	7	ASHMEAD	2:42.472	2:42.472	0.000
14	73	TURNER	1:51.290	66	LEWIS	55.965	14	73	TURNER	2:47.430	2:47.685	0.255
15	66	LEWIS	1:52.850	73	TURNER	56.140	15	66	LEWIS	2:48.815	2:48.815	0.000
16	56	TURNER	1:53.119	56	TURNER	56.672	16	56	TURNER	2:49.791	2:52.094	2.303
17	11	CRIPPS	1:55.468	8	ASKEW	58.043	17	8	ASKEW	2:54.513	2:54.513	0.000
18	8	ASKEW	1:56.470	11	CRIPPS	59.557	18	11	CRIPPS	2:55.025	2:58.540	3.515
19	38	PETTET	2:03.941	38	PETTET	1:01.746	19	38	PETTET	3:05.687	3:05.687	0.000
20	102	WRIGHT	2:14.268	102	WRIGHT	1:08.640	20	102	WRIGHT	3:22.908	3:25.584	2.676
21												



# BMCRC - MRO Championships 2023 - Rnd 3 @ Snetterton

## Illuminate Design 250MZ & Blue Haze GPF 2-Stroke

### QUALIFYING - STATISTICS

<b>Competitors Started</b>	21
<b>Planned Start</b>	2023-05-06 @ 09:45:00.000
<b>Actual Start</b>	2023-05-06 @ 09:47:33.490
<b>Finish Time</b>	2023-05-06 @ 09:57:29.201
<b>Track Length</b>	2.9689mi.
<b>Total Laps</b>	73
<b>Total Distance Covered</b>	216.7305mi.

### Session Fastest Lap History

NO	CL	NAME	LAP TIME	TIME OF DAY	LAP	VEHICLE
42	GPF	<b>Martin PEARSON</b>	<b>2:42.591</b>	09:50:29.701	1	Yamaha TZR 250
18	GPF	<b>David BALL</b>	<b>2:37.610</b>	09:50:30.308	1	Yamaha TZR250F3
18	GPF	<b>David BALL</b>	<b>2:33.191</b>	09:53:03.500	2	Yamaha TZR250F3
28	GPF	<b>Liam McCARTER</b>	<b>2:32.821</b>	09:53:04.912	2	Yamaha TZR
26	GPF	<b>Damian LEE</b>	<b>2:32.054</b>	09:53:08.896	2	Yamaha TZR 250
26	GPF	<b>Damian LEE</b>	<b>2:28.477</b>	09:55:37.377	3	Yamaha TZR 250

### Flag History

TYPE	TIME OF DAY
GREEN	09:47:33.490
FINISH	09:57:29.201

### Flag Statistics

TYPE	COUNT	TOTAL LAPS	TOTAL TIME
Green	1	4	12:57.195
Red	0	0	0.000
Safety Car	0	0	0.000
FCY	0	0	0.000

# BMCRC - MRO Championships 2023 - Rnd 3 @ Snetterton

## Illuminate Design 250MZ & Blue Haze GPF 2-Stroke

### QUALIFYING - STATISTICS

CLASS : GPF

8 Starters

#### Fastest Lap History

NO	NAME	LAP TIME	TIME OF DAY	LAP	VEHICLE
42	Martin PEARSON	<b>2:42.591</b>	09:50:29.701	1	Yamaha TZR 250
18	David BALL	<b>2:37.610</b>	09:50:30.308	1	Yamaha TZR250F3
18	David BALL	<b>2:33.191</b>	09:53:03.500	2	Yamaha TZR250F3
28	Liam McCARTER	<b>2:32.821</b>	09:53:04.912	2	Yamaha TZR
26	Damian LEE	<b>2:32.054</b>	09:53:08.896	2	Yamaha TZR 250
26	Damian LEE	<b>2:28.477</b>	09:55:37.377	3	Yamaha TZR 250

# BMCRC - MRO Championships 2023 - Rnd 3 @ Snetterton

## Illuminate Design 250MZ & Blue Haze GPF 2-Stroke

### QUALIFYING - STATISTICS

CLASS : MZ

13 Starters

#### Fastest Lap History

NO	NAME	LAP TIME	TIME OF DAY	LAP	VEHICLE
96	Chris KENT	<b>2:47.850</b>	09:50:36.992	1	MZ ETZ 250
85	Andrew WALES	<b>2:40.332</b>	09:50:53.929	1	MZ ETZ 250
96	Chris KENT	<b>2:39.781</b>	09:53:16.774	2	MZ ETZ 250
85	Andrew WALES	<b>2:35.533</b>	09:53:29.464	2	MZ ETZ 250
85	Andrew WALES	<b>2:33.068</b>	09:56:02.531	3	MZ ETZ 250

# BMCRC - MRO Championships 2023 - Rnd 3 @ Snetterton

## Illuminate Design 250MZ & Blue Haze GPF 2-Strokes

### RACE 4 - GRID (5 Laps)

ROW 9					25	102	Caleb WRIGHT	3:25.584					
ROW 8	24	38	Chris PETTET	3:05.687	23	11	Carl CRIPPS	2:58.540	22	8	Rich ASKEW	2:54.513	
ROW 7		21	56	Russell TURNER	2:52.094	20	66	Graeme LEWIS	2:48.815	19	13	Gordon RYAN	2:44.252
ROW 6	18	7	John ASHMEAD	2:42.472	17	69	Alexander MANN	2:39.362	16	565	Louis KERSHAW	2:38.456	
ROW 5		15	96	Chris KENT	2:36.729	14	75	Peter WOODALL	2:36.317	13	85	Andrew WALES	2:33.068
ROW 4													
ROW 3		9	39	Robert KEOGH		8	110	Mark HAIGH		7	73	Colvin TURNER	2:47.685
ROW 2	6	42	Martin PEARSON	2:37.917	5	37	Roy ALDERSLADE	2:37.234	4	22	Rik BALLERINI	2:30.777	
ROW 1		3	28	Liam McCARTER	2:30.358	2	18	David BALL	2:29.590	1	26	Damian LEE	2:28.477
												<b>Pole</b>	

Snetterton 300: 2.9689 miles

These results are provisional until the conclusion of any judicial and technical matters.

Clerk Of Course :	Stewards :	Timekeeper : Richard Evans
-------------------	------------	----------------------------

Results can be found at [www.tsl-timing.com](http://www.tsl-timing.com)

Printed - 10:02 Saturday, 06 May 2023



# BMCRC - MRO Championships 2023 - Rnd 3 @ Snetterton

## Illuminate Design 250MZ & Blue Haze GPF 2-Stroke

### RACE 4 - CLASSIFICATION

POS	NO	CL	PIC NAME	ENTRY	LAPS	TIME	GAP	DIFF	MPH	BEST	ON
1	22	GPF	1 Rik BALLERINI	Yamaha TZR 250 - SCLS LTD, CAMBRIDGE MC, G	5	11:21.657			78.39	2:14.250	4
2	18	GPF	2 David BALL	Yamaha TZR250F3 - Gardiner Page and Roe pensic	5	11:29.583	7.926	7.926	77.49	2:15.335	2
3	28	GPF	3 Liam McCARTER	Yamaha TZR - Katie McCarter	5	11:29.691	8.034	0.108	77.48	2:16.168	5
4	26	GPF	4 Damian LEE	Yamaha TZR 250 - Leed Autos	5	11:37.153	15.496	7.462	76.65	2:17.733	2
5	110	GPF	5 Mark HAIGH	Aprilia RS250 - Chesterfield CarClinic/The Tuning W	5	12:10.838	49.181	33.685	73.12	2:22.278	5
6	47	GPF	6 Roy ALDERSLADE	Yamaha TZR 250 -	5	12:13.671	52.014	2.833	72.83	2:24.218	5
7	73	GPF	7 Colvin TURNER	Yamaha TZR 250 -	5	12:39.198	1:17.541	25.527	70.39	2:29.326	2
8	42	GPF	8 Martin PEARSON	Yamaha TZR 250 -	5	12:39.290	1:17.633	0.092	70.38	2:28.648	2
9	96	MZ	1 Chris KENT	MZ ETZ 250 -	5	12:42.425	1:20.768	3.135	70.09	2:25.883	5
10	85	MZ	2 Andrew WALES	MZ ETZ 250 - Illuminated Design LTD	5	12:42.428	1:20.771	0.003	70.09	2:26.328	5
11	75	MZ	3 Peter WOODALL	MZ ETZ 250 - Online Lubricants	5	12:58.877	1:37.220	16.449	68.61	2:29.669	3
12	565	MZ	4 Louis KERSHAW	MZ ETZ 250 - Walkers Campers	5	13:09.584	1:47.927	10.707	67.68	2:28.708	2
13	13	MZ	5 Gordon RYAN	MZ ETZ 250 - Prism Work Psychology	5	13:10.030	1:48.373	0.446	67.64	2:30.802	5
14	7	MZ	6 John ASHMEAD	MZ ETZ 250 -	5	13:39.488	2:17.831	29.458	65.21	2:37.625	5
15	11	MZ	7 Carl CRIPPS	MZ ETZ 250 -	5	14:04.238	2:42.581	24.750	63.30	2:42.585	2
16	8	MZ	8 Rich ASKEW	MZ ETZ 250 - L+R construction	4	11:29.347	1 Lap	1 Lap	62.01	2:44.898	3
17	38	MZ	9 Chris PETTET	MZ ETZ 250 -	4	11:40.359	1 Lap	11.012	61.04	2:47.302	4

#### NOT CLASSIFIED

DNF	69	MZ	Alexander MANN	MZ TS 250 - HS RACING	2	5:30.859	3 Laps	2 Laps	64.60	2:31.896	2
DNF	102	MZ	Caleb WRIGHT	MZ ETZ 250 - Clover Investments	2	6:59.662	3 Laps	1:28.803	50.93	3:16.323	2
DNF	39	GPF	Robert KEOGH	Yamaha TZR 250 -	0						
DNF	56	MZ	Russell TURNER	MZ ETZ 250 - TT Racing	0						

#### FASTEST LAP

	22	GPF	Rik BALLERINI	Yamaha TZR 250 - SCLS LTD, CAMBRIDGE MC, G	4	2:14.250			79.61 mph	128.12 kph	
	96	MZ	Chris KENT	MZ ETZ 250 -	5	2:25.883			73.26 mph	117.90 kph	

Class GPF - 92.5% of Race Speed = 72.51 mph

Class MZ - 92.5% of Race Speed = 64.83 mph

Weather / Track : Cloudy / Dry

These results are provisional until the conclusion of any judicial and technical matters.

Race Distance: 5 Laps / 14.84 miles

Snetterton 300: 2.9689 miles

Date: 06/05/2023 Start: 12:29 Finish: 12:40

Clerk Of Course :	Stewards :	Timekeeper : Richard Evans
-------------------	------------	----------------------------

Results can be found at [www.tsl-timing.com](http://www.tsl-timing.com)

Printed - 12:44 Saturday, 06 May 2023



# BMCRC - MRO Championships 2023 - Rnd 3 @ Snetterton

## Illuminate Design 250MZ & Blue Haze GPF 2-Stroke

### RACE 4 - LAP CHART

LAP 1 @ 12:31:48.417			LAP 4 @ 12:38:32.071		
NO	BEHIND	LAP TIME	NO	BEHIND	LAP TIME

28		2:22.846	22		2:14.250
22	0.475	2:23.321	28	7.023	2:17.238
18	1.750	2:24.596	18	7.179	2:17.925
26	2.212	2:25.058	26	12.663	2:18.505
110	8.877	2:31.723	110	42.060	2:24.937
47	11.678	2:34.524	47	42.953	2:24.511
73	12.614	2:35.460	73	1:02.205	2:32.354
42	13.922	2:36.768	42	1:02.910	2:32.523
85	32.537	2:55.383	85	1:09.600	2:26.815
96	33.208	2:56.054	96	1:10.042	2:27.349
75	35.882	2:58.728	75	1:22.080	2:30.147
69	36.117	2:58.963	565	1:30.357	2:34.058
565	37.297	3:00.143	13	1:32.728	2:32.463
13	37.523	3:00.369	7	1:55.363	2:37.793
7	44.130	3:06.976	11	2:13.891	2:43.226
8	48.722	3:11.568			
11	48.809	3:11.655			
38	53.530	3:16.376			
102	1:20.493	3:43.339			

LAP 2 @ 12:34:03.494		
NO	BEHIND	LAP TIME

22		2:14.602	22		2:15.157
28	1.735	2:16.812	8	1 Lap	2:46.011
18	2.008	2:15.335	18	7.926	2:15.904
26	4.868	2:17.733	28	8.034	2:16.168
110	20.169	2:26.369	26	15.496	2:17.990
47	21.351	2:24.750	38	1 Lap	2:47.302
73	26.863	2:29.326	110	49.181	2:22.278
42	27.493	2:28.648	47	52.014	2:24.218
85	44.735	2:27.275	73	1:17.541	2:30.493
96	45.310	2:27.179	42	1:17.633	2:29.880
75	50.841	2:30.036	96	1:20.768	2:25.883
565	50.928	2:28.708	85	1:20.771	2:26.328
69	52.936	2:31.896	75	1:37.220	2:30.297
13	55.163	2:32.717	565	1:47.927	2:32.727
7	1:07.643	2:38.590	13	1:48.373	2:30.802
11	1:16.317	2:42.585	7	2:17.831	2:37.625
8	1:20.515	2:46.870	11	2:42.581	2:43.847
38	1:27.379	2:48.926			

LAP 3 @ 12:36:17.821		
NO	BEHIND	LAP TIME

22		2:14.327
18	3.504	2:15.823
28	4.035	2:16.627
102	1 Lap	3:16.323
26	8.408	2:17.867
110	31.373	2:25.531
47	32.692	2:25.668
73	44.101	2:31.565
42	44.637	2:31.471
96	56.943	2:25.960
85	57.035	2:26.627
75	1:06.183	2:29.669
565	1:10.549	2:33.948
13	1:14.515	2:33.679
7	1:31.820	2:38.504
11	1:44.915	2:42.925
8	1:51.086	2:44.898
38	2:00.807	2:47.755

Weather / Track : Cloudy / Dry

Results can be found at [www.tsl-timing.com](http://www.tsl-timing.com)

Snetterton 300: 2.9689 miles  
Date: 06/05/2023 Start: 12:29 Finish: 12:40

Printed - 12:46 Saturday, 06 May 2023

# BMCRC - MRO Championships 2023 - Rnd 3 @ Snetterton

## Illuminate Design 250MZ & Blue Haze GPF 2-Strokes

### RACE 4 - POSITION CHART

No	Name	Lap Pos	Lap				
			1	2	3	4	5
26	LEE	1	28	22	22	22	22
18	BALL	2	22	28	18	28	18
28	McCARTER	3	18	18	28	18	28
22	BALLERINI	4	26	26	26	26	26
47	ALDERSLADE	5	110	110	110	110	110
42	PEARSON	6	47	47	47	47	47
73	TURNER	7	73	73	73	73	73
110	HAIGH	8	42	42	42	42	42
39	KEOGH	9	85	85	96	85	96
85	WALES	10	96	96	85	96	85
75	WOODALL	11	75	75	75	75	75
96	KENT	12	69	565	565	565	565
565	KERSHAW	13	565	69	13	13	13
69	MANN	14	13	13	7	7	7
7	ASHMEAD	15	7	7	11	11	11
13	RYAN	16	8	11	8	8	
56	TURNER	17	11	8	38	38	
8	ASKEW	18	38	38			
11	CRIPPS	19	102	102			
38	PETTET	20					
102	WRIGHT	21					

# BMCRC - MRO Championships 2023 - Rnd 3 @ Snetterton

## Illuminate Design 250MZ & Blue Haze GPF 2-Stroke

### RACE 4 - SECTOR ANALYSIS



SECTOR 1 = FL to I1, SECTOR 2 = I1 to FL, DIFF = Difference To Personal Best Lap, P = Crossed Finish Line in Pit Lane, D = Time Disallowed

P1 22 GPF Rik BALLERINI		Yamaha TZR 250 - SCLS LTD, CAMBRIDGE MC, GECKO RAC				
IDEAL LAP TIME : 2:13.997		BEST LAP TIME : 2:14.250		DIFFERENCE : 0.253		
LAP	SECTOR 1	SECTOR 2	LAP TIME	MPH	DIFF	TIME OF DAY
1 -		44.570	2:23.321	74.57	9.071	12:31:48.892
2 -	1:30.202	<b>44.400</b>	2:14.602 (3)	79.40	0.352	12:34:03.494
3 -	<b>1:29.597</b>	44.730	2:14.327 (2)	79.56	0.077	12:36:17.821
4 -	1:29.808	44.442	<b>2:14.250 (1)</b>	<b>79.61</b>		<b>12:38:32.071</b>
5 -	1:30.139	45.018	2:15.157	79.07	0.907	12:40:47.228

P2 18 GPF David BALL		Yamaha TZR250F3 - Gardiner Page and Roe pension consultan				
IDEAL LAP TIME : 2:15.008		BEST LAP TIME : 2:15.335		DIFFERENCE : 0.327		
LAP	SECTOR 1	SECTOR 2	LAP TIME	MPH	DIFF	TIME OF DAY
1 -		45.503	2:24.596	73.91	9.261	12:31:50.167
2 -	1:30.703	<b>44.632</b>	<b>2:15.335 (1)</b>	<b>78.97</b>		<b>12:34:05.502</b>
3 -	<b>1:30.376</b>	45.447	2:15.823 (2)	78.69	0.488	12:36:21.325
4 -	1:31.799	46.126	2:17.925	77.49	2.590	12:38:39.250
5 -	1:30.841	45.063	2:15.904 (3)	78.64	0.569	12:40:55.154

P3 28 GPF Liam McCARTER		Yamaha TZR - Katie McCarter				
IDEAL LAP TIME : 2:15.930		BEST LAP TIME : 2:16.168		DIFFERENCE : 0.238		
LAP	SECTOR 1	SECTOR 2	LAP TIME	MPH	DIFF	TIME OF DAY
1 -		45.542	2:22.846	74.82	6.678	12:31:48.417
2 -	1:31.685	<b>45.127</b>	2:16.812 (3)	78.12	0.644	12:34:05.229
3 -	1:31.011	45.616	2:16.627 (2)	78.22	0.459	12:36:21.856
4 -	1:31.464	45.774	2:17.238	77.87	1.070	12:38:39.094
5 -	<b>1:30.803</b>	45.365	<b>2:16.168 (1)</b>	<b>78.49</b>		<b>12:40:55.262</b>

P4 26 GPF Damian LEE		Yamaha TZR 250 - Leed Autos				
IDEAL LAP TIME : 2:17.438		BEST LAP TIME : 2:17.733		DIFFERENCE : 0.295		
LAP	SECTOR 1	SECTOR 2	LAP TIME	MPH	DIFF	TIME OF DAY
1 -		46.260	2:25.058	73.68	7.325	12:31:50.629
2 -	1:31.692	<b>46.041</b>	<b>2:17.733 (1)</b>	<b>77.60</b>		<b>12:34:08.362</b>
3 -	<b>1:31.397</b>	46.470	2:17.867 (2)	77.52	0.134	12:36:26.229
4 -	1:32.405	46.100	2:18.505	77.16	0.772	12:38:44.734
5 -	1:31.409	46.581	2:17.990 (3)	77.45	0.257	12:41:02.724

P5 110 GPF Mark HAIGH		Aprilia RS250 - Chesterfield CarClinic/The Tuning Works				
IDEAL LAP TIME : 2:22.278		BEST LAP TIME : 2:22.278		DIFFERENCE : 0.000		
LAP	SECTOR 1	SECTOR 2	LAP TIME	MPH	DIFF	TIME OF DAY
1 -		48.695	2:31.723	70.44	9.445	12:31:57.294
2 -	1:38.582	47.787	2:26.369	73.02	4.091	12:34:23.663
3 -	1:37.663	47.868	2:25.531 (3)	73.44	3.253	12:36:49.194
4 -	1:37.119	47.818	2:24.937 (2)	73.74	2.659	12:39:14.131
5 -	<b>1:35.295</b>	<b>46.983</b>	<b>2:22.278 (1)</b>	<b>75.12</b>		<b>12:41:36.409</b>

P6 47 GPF Roy ALDERSLADE		Yamaha TZR 250 -				
IDEAL LAP TIME : 2:24.040		BEST LAP TIME : 2:24.218		DIFFERENCE : 0.178		
LAP	SECTOR 1	SECTOR 2	LAP TIME	MPH	DIFF	TIME OF DAY
1 -		48.935	2:34.524	69.16	10.306	12:32:00.095
2 -	1:36.711	<b>48.039</b>	2:24.750 (3)	73.83	0.532	12:34:24.845
3 -	1:37.112	48.556	2:25.668	73.37	1.450	12:36:50.513
4 -	1:36.237	48.274	2:24.511 (2)	73.96	0.293	12:39:15.024
5 -	<b>1:36.001</b>	48.217	<b>2:24.218 (1)</b>	<b>74.11</b>		<b>12:41:39.242</b>



# BMCRC - MRO Championships 2023 - Rnd 3 @ Snetterton

## Illuminate Design 250MZ & Blue Haze GPF 2-Stroke

### RACE 4 - SECTOR ANALYSIS



SECTOR 1 = FL to I1, SECTOR 2 = I1 to FL, DIFF = Difference To Personal Best Lap, P = Crossed Finish Line in Pit Lane, D = Time Disallowed

P7 73 GPF Colvin TURNER		Yamaha TZR 250 -				
IDEAL LAP TIME : 2:29.059		BEST LAP TIME : 2:29.326		DIFFERENCE : 0.267		
LAP	SECTOR 1	SECTOR 2	LAP TIME	MPH	DIFF	TIME OF DAY
1 -		51.517	2:35.460	68.75	6.134	12:32:01.031
2 -	<b>1:38.652</b>	50.674	<b>2:29.326 (1)</b>	<b>71.57</b>		<b>12:34:30.357</b>
3 -	1:40.738	50.827	2:31.565 (3)	70.51	2.239	12:37:01.922
4 -	1:41.055	51.299	2:32.354	70.15	3.028	12:39:34.276
5 -	1:40.086	<b>50.407</b>	2:30.493 (2)	71.02	1.167	12:42:04.769

P8 42 GPF Martin PEARSON		Yamaha TZR 250 -				
IDEAL LAP TIME : 2:28.526		BEST LAP TIME : 2:28.648		DIFFERENCE : 0.122		
LAP	SECTOR 1	SECTOR 2	LAP TIME	MPH	DIFF	TIME OF DAY
1 -		<b>49.883</b>	2:36.768	68.17	8.120	12:32:02.339
2 -	<b>1:38.643</b>	50.005	<b>2:28.648 (1)</b>	<b>71.90</b>		<b>12:34:30.987</b>
3 -	1:40.349	51.122	2:31.471 (3)	70.56	2.823	12:37:02.458
4 -	1:40.989	51.534	2:32.523	70.07	3.875	12:39:34.981
5 -	1:39.601	50.279	2:29.880 (2)	71.31	1.232	12:42:04.861

P9 96 MZ Chris KENT		MZ ETZ 250 -				
IDEAL LAP TIME : 2:25.364		BEST LAP TIME : 2:25.883		DIFFERENCE : 0.519		
LAP	SECTOR 1	SECTOR 2	LAP TIME	MPH	DIFF	TIME OF DAY
1 -		48.802	2:56.054	60.70	30.171	12:32:21.625
2 -	1:38.174	49.005	2:27.179 (3)	72.61	1.296	12:34:48.804
3 -	1:37.146	48.814	2:25.960 (2)	73.22	0.077	12:37:14.764
4 -	1:39.069	<b>48.280</b>	2:27.349	72.53	1.466	12:39:42.113
5 -	<b>1:37.084</b>	48.799	<b>2:25.883 (1)</b>	<b>73.26</b>		<b>12:42:07.996</b>

P10 85 MZ Andrew WALES		MZ ETZ 250 - Illuminated Design LTD				
IDEAL LAP TIME : 2:25.336		BEST LAP TIME : 2:26.328		DIFFERENCE : 0.992		
LAP	SECTOR 1	SECTOR 2	LAP TIME	MPH	DIFF	TIME OF DAY
1 -		48.604	2:55.383	60.94	29.055	12:32:20.954
2 -	1:38.807	48.468	2:27.275	72.57	0.947	12:34:48.229
3 -	1:37.714	48.913	2:26.627 (2)	72.89	0.299	12:37:14.856
4 -	1:38.941	<b>47.874</b>	2:26.815 (3)	72.79	0.487	12:39:41.671
5 -	<b>1:37.462</b>	48.866	<b>2:26.328 (1)</b>	<b>73.04</b>		<b>12:42:07.999</b>

P11 75 MZ Peter WOODALL		MZ ETZ 250 - Online Lubricants				
IDEAL LAP TIME : 2:29.531		BEST LAP TIME : 2:29.669		DIFFERENCE : 0.138		
LAP	SECTOR 1	SECTOR 2	LAP TIME	MPH	DIFF	TIME OF DAY
1 -		49.603	2:58.728	59.80	29.059	12:32:24.299
2 -	1:40.680	<b>49.356</b>	2:30.036 (2)	71.23	0.367	12:34:54.335
3 -	<b>1:40.175</b>	49.494	<b>2:29.669 (1)</b>	<b>71.41</b>		<b>12:37:24.004</b>
4 -	1:40.549	49.598	2:30.147 (3)	71.18	0.478	12:39:54.151
5 -	1:40.234	50.063	2:30.297	71.11	0.628	12:42:24.448

P12 565 MZ Louis KERSHAW		MZ ETZ 250 - Walkers Campers				
IDEAL LAP TIME : 2:28.708		BEST LAP TIME : 2:28.708		DIFFERENCE : 0.000		
LAP	SECTOR 1	SECTOR 2	LAP TIME	MPH	DIFF	TIME OF DAY
1 -		50.753	3:00.143	59.33	31.435	12:32:25.714
2 -	<b>1:39.858</b>	<b>48.850</b>	<b>2:28.708 (1)</b>	<b>71.87</b>		<b>12:34:54.422</b>
3 -	1:43.110	50.838	2:33.948 (3)	69.42	5.240	12:37:28.370
4 -	1:43.139	50.919	2:34.058	69.37	5.350	12:40:02.428
5 -	1:42.279	50.448	2:32.727 (2)	69.98	4.019	12:42:35.155

# BMCRC - MRO Championships 2023 - Rnd 3 @ Snetterton

## Illuminate Design 250MZ & Blue Haze GPF 2-Stroke

### RACE 4 - SECTOR ANALYSIS



SECTOR 1 = FL to I1, SECTOR 2 = I1 to FL, DIFF = Difference To Personal Best Lap, P = Crossed Finish Line in Pit Lane, D = Time Disallowed

P13 13 MZ Gordon RYAN		MZ ETZ 250 - Prism Work Psychology				
IDEAL LAP TIME : 2:30.802		BEST LAP TIME : 2:30.802		DIFFERENCE : 0.000		
LAP	SECTOR 1	SECTOR 2	LAP TIME	MPH	DIFF	TIME OF DAY
1 -		50.844	3:00.369	59.25	29.567	12:32:25.940
2 -	1:41.685	51.032	2:32.717 (3)	69.98	1.915	12:34:58.657
3 -	1:42.613	51.066	2:33.679	69.54	2.877	12:37:32.336
4 -	1:41.869	50.594	2:32.463 (2)	70.10	1.661	12:40:04.799
5 -	<b>1:40.684</b>	<b>50.118</b>	<b>2:30.802 (1)</b>	<b>70.87</b>		<b>12:42:35.601</b>

P14 7 MZ John ASHMEAD		MZ ETZ 250 -				
IDEAL LAP TIME : 2:37.625		BEST LAP TIME : 2:37.625		DIFFERENCE : 0.000		
LAP	SECTOR 1	SECTOR 2	LAP TIME	MPH	DIFF	TIME OF DAY
1 -		51.745	3:06.976	57.16	29.351	12:32:32.547
2 -	1:46.811	51.779	2:38.590	67.39	0.965	12:35:11.137
3 -	1:46.475	52.029	2:38.504 (3)	67.43	0.879	12:37:49.641
4 -	1:46.120	51.673	2:37.793 (2)	67.73	0.168	12:40:27.434
5 -	<b>1:45.969</b>	<b>51.656</b>	<b>2:37.625 (1)</b>	<b>67.80</b>		<b>12:43:05.059</b>

P15 11 MZ Carl CRIPPS		MZ ETZ 250 -				
IDEAL LAP TIME : 2:42.110		BEST LAP TIME : 2:42.585		DIFFERENCE : 0.475		
LAP	SECTOR 1	SECTOR 2	LAP TIME	MPH	DIFF	TIME OF DAY
1 -		<b>54.386</b>	3:11.655	55.76	29.070	12:32:37.226
2 -	1:47.907	54.678	<b>2:42.585 (1)</b>	<b>65.73</b>		<b>12:35:19.811</b>
3 -	<b>1:47.724</b>	55.201	2:42.925 (2)	65.60	0.340	12:38:02.736
4 -	1:48.520	54.706	2:43.226 (3)	65.48	0.641	12:40:45.962
5 -	1:48.580	55.267	2:43.847	65.23	1.262	12:43:29.809

P16 8 MZ Rich ASKEW		MZ ETZ 250 - L+R construction				
IDEAL LAP TIME : 2:44.574		BEST LAP TIME : 2:44.898		DIFFERENCE : 0.324		
LAP	SECTOR 1	SECTOR 2	LAP TIME	MPH	DIFF	TIME OF DAY
1 -		<b>53.761</b>	3:11.568	55.79	26.670	12:32:37.139
2 -	1:51.631	55.239	2:46.870 (3)	64.05	1.972	12:35:24.009
3 -	<b>1:50.813</b>	54.085	<b>2:44.898 (1)</b>	<b>64.81</b>		<b>12:38:08.907</b>
4 -	1:51.287	54.724	2:46.011 (2)	64.38	1.113	12:40:54.918

P17 38 MZ Chris PETTET		MZ ETZ 250 -				
IDEAL LAP TIME : 2:46.657		BEST LAP TIME : 2:47.302		DIFFERENCE : 0.645		
LAP	SECTOR 1	SECTOR 2	LAP TIME	MPH	DIFF	TIME OF DAY
1 -		55.544	3:16.376	54.42	29.074	12:32:41.947
2 -	1:52.633	56.293	2:48.926 (3)	63.27	1.624	12:35:30.873
3 -	1:52.358	<b>55.397</b>	2:47.755 (2)	63.71	0.453	12:38:18.628
4 -	<b>1:51.260</b>	56.042	<b>2:47.302 (1)</b>	<b>63.88</b>		<b>12:41:05.930</b>

P18 69 MZ Alexander MANN		MZ TS 250 - HS RACING				
IDEAL LAP TIME : 2:31.706		BEST LAP TIME : 2:31.896		DIFFERENCE : 0.190		
LAP	SECTOR 1	SECTOR 2	LAP TIME	MPH	DIFF	TIME OF DAY
1 -		<b>50.006</b>	2:58.963	59.72	27.067	12:32:24.534
2 -	<b>1:41.700</b>	50.196	<b>2:31.896 (1)</b>	<b>70.36</b>		<b>12:34:56.430</b>

P19 102 MZ Caleb WRIGHT		MZ ETZ 250 - Clover Investments				
IDEAL LAP TIME : 3:13.292		BEST LAP TIME : 3:16.323		DIFFERENCE : 3.031		
LAP	SECTOR 1	SECTOR 2	LAP TIME	MPH	DIFF	TIME OF DAY
1 -		<b>1:05.467</b>	3:43.339	47.85	27.016	12:33:08.910
2 -	<b>2:07.825</b>	1:08.498	<b>3:16.323 (1)</b>	<b>54.44</b>		<b>12:36:25.233</b>

# BMCRC - MRO Championships 2023 - Rnd 3 @ Snetterton

## Illuminate Design 250MZ & Blue Haze GPF 2-Stroke

### RACE 4 - BEST SECTORS

SECTOR 1			SECTOR 2			IDEAL / BEST COMPARISON						
POS	NO	NAME	TIME	NO	NAME	TIME	POS	NO	NAME	IDEAL	BEST	DIFF
									<b>PERFECT LAP</b>	<b>2:13.997</b>		
1	22	BALLERINI	1:29.597	22	BALLERINI	44.400	1	22	BALLERINI	2:13.997	2:14.250	0.253
2	18	BALL	1:30.376	18	BALL	44.632	2	18	BALL	2:15.008	2:15.335	0.327
3	28	McCARTER	1:30.803	28	McCARTER	45.127	3	28	McCARTER	2:15.930	2:16.168	0.238
4	26	LEE	1:31.397	26	LEE	46.041	4	26	LEE	2:17.438	2:17.733	0.295
5	110	HAIGH	1:35.295	110	HAIGH	46.983	5	110	HAIGH	2:22.278	2:22.278	0.000
6	47	ALDERSLADE	1:36.001	85	WALES	47.874	6	47	ALDERSLADE	2:24.040	2:24.218	0.178
7	96	KENT	1:37.084	47	ALDERSLADE	48.039	7	85	WALES	2:25.336	2:26.328	0.992
8	85	WALES	1:37.462	96	KENT	48.280	8	96	KENT	2:25.364	2:25.883	0.519
9	42	PEARSON	1:38.643	565	KERSHAW	48.850	9	42	PEARSON	2:28.526	2:28.648	0.122
10	73	TURNER	1:38.652	75	WOODALL	49.356	10	565	KERSHAW	2:28.708	2:28.708	0.000
11	565	KERSHAW	1:39.858	42	PEARSON	49.883	11	73	TURNER	2:29.059	2:29.326	0.267
12	75	WOODALL	1:40.175	69	MANN	50.006	12	75	WOODALL	2:29.531	2:29.669	0.138
13	13	RYAN	1:40.684	13	RYAN	50.118	13	13	RYAN	2:30.802	2:30.802	0.000
14	69	MANN	1:41.700	73	TURNER	50.407	14	69	MANN	2:31.706	2:31.896	0.190
15	7	ASHMEAD	1:45.969	7	ASHMEAD	51.656	15	7	ASHMEAD	2:37.625	2:37.625	0.000
16	11	CRIPPS	1:47.724	8	ASKEW	53.761	16	11	CRIPPS	2:42.110	2:42.585	0.475
17	8	ASKEW	1:50.813	11	CRIPPS	54.386	17	8	ASKEW	2:44.574	2:44.898	0.324
18	38	PETTET	1:51.260	38	PETTET	55.397	18	38	PETTET	2:46.657	2:47.302	0.645
19	102	WRIGHT	2:07.825	102	WRIGHT	1:05.467	19	102	WRIGHT	3:13.292	3:16.323	3.031
20												
21												

# BMCRC - MRO Championships 2023 - Rnd 3 @ Snetterton

## Illuminate Design 250MZ & Blue Haze GPF 2-Stroke

### RACE 4 - STATISTICS

**Competitors Started** 19  
**Planned Start** 2023-05-06 @ 12:35:00.000  
**Actual Start** 2023-05-06 @ 12:29:25.570  
**Finish Time** 2023-05-06 @ 12:40:47.227  
**Track Length** 2.9689mi.  
**Total Laps** 87  
**Total Distance Covered** 258.2953mi.

#### Session Fastest Lap History

NO	CL	NAME	LAP TIME	TIME OF DAY	LAP	VEHICLE
22	GPF	Rik BALLERINI	2:14.602	12:34:03.499	2	Yamaha TZR 250
22	GPF	Rik BALLERINI	2:14.327	12:36:17.826	3	Yamaha TZR 250
22	GPF	Rik BALLERINI	2:14.250	12:38:32.075	4	Yamaha TZR 250

#### Session Leader History

NO	CL	NAME	FROM LAP	LAPS LED	DISTANCE	VEHICLE
28	GPF	Liam McCARTER	1	1	2.96 miles	Yamaha TZR
22	GPF	Rik BALLERINI	2	4	11.87 miles	Yamaha TZR 250

#### Flag History

TYPE	TIME OF DAY
GREEN	12:29:25.570
FINISH	12:40:47.227

#### Flag Statistics

TYPE	COUNT	TOTAL LAPS	TOTAL TIME
Green	1	5	14:19.323
Red	0	0	0.000
Safety Car	0	0	0.000
FCY	0	0	0.000

# BMCRC - MRO Championships 2023 - Rnd 3 @ Snetterton

## Illuminate Design 250MZ & Blue Haze GPF 2-Stroke

### RACE 4 - STATISTICS

**CLASS : GPF**

8 Starters

#### Fastest Lap History

NO	NAME	LAP TIME	TIME OF DAY	LAP	VEHICLE
22	Rik BALLERINI	<b>2:14.602</b>	12:34:03.499	2	Yamaha TZR 250
22	Rik BALLERINI	<b>2:14.327</b>	12:36:17.826	3	Yamaha TZR 250
22	Rik BALLERINI	<b>2:14.250</b>	12:38:32.075	4	Yamaha TZR 250

#### Leader History

NO	NAME	FROM LAP	LAPS LED	DISTANCE	VEHICLE
28	Liam McCARTER	1	1	2.96 miles	Yamaha TZR
22	Rik BALLERINI	2	4	11.87 miles	Yamaha TZR 250

# BMCRC - MRO Championships 2023 - Rnd 3 @ Snetterton

## Illuminate Design 250MZ & Blue Haze GPF 2-Stroke

### RACE 4 - STATISTICS

CLASS : MZ

11 Starters

#### Fastest Lap History

NO	NAME	LAP TIME	TIME OF DAY	LAP	VEHICLE
85	Andrew WALES	<b>2:27.275</b>	12:34:48.255	2	MZ ETZ 250
96	Chris KENT	<b>2:27.179</b>	12:34:48.830	2	MZ ETZ 250
96	Chris KENT	<b>2:25.960</b>	12:37:14.791	3	MZ ETZ 250
96	Chris KENT	<b>2:25.883</b>	12:42:07.996	5	MZ ETZ 250

#### Leader History

NO	NAME	FROM LAP	LAPS LED	DISTANCE	VEHICLE
85	Andrew WALES	1	2	5.93 miles	MZ ETZ 250
96	Chris KENT	3	1	2.96 miles	MZ ETZ 250
85	Andrew WALES	4	1	2.96 miles	MZ ETZ 250
96	Chris KENT	5	1	2.96 miles	MZ ETZ 250

# BMCRC - MRO Championships 2023 - Rnd 3 @ Snetterton

## Illuminate Design 250MZ & Blue Haze GPF 2-Strokes

### RACE 15 - GRID (5 Laps)

ROW 9				25	<b>66</b>	Graeme LEWIS													
ROW 8	24	<b>56</b>	Russell TURNER	3:16.323	23	<b>102</b>	Caleb WRIGHT	2:47.302	22	<b>38</b>	Chris PETTET								
ROW 7				21	<b>8</b>	Rich ASKEW	2:44.898	20	<b>11</b>	Carl CRIPPS	2:42.585	19	<b>7</b>	John ASHMEAD	2:37.625				
ROW 6				18	<b>69</b>	Alexander MANN	2:31.896	17	<b>13</b>	Gordon RYAN	2:30.802	16	<b>75</b>	Peter WOODALL	2:29.669				
ROW 5								15	<b>565</b>	Louis KERSHAW	2:28.708	14	<b>85</b>	Andrew WALES	2:26.328	13	<b>96</b>	Chris KENT	2:25.883
ROW 4																			
ROW 3								9	<b>39</b>	Robert KEOGH		8	<b>73</b>	Colvin TURNER	2:29.326	7	<b>42</b>	Martin PEARSON	2:28.648
ROW 2								6	<b>47</b>	Roy ALDERSLADE	2:24.218	5	<b>110</b>	Mark HAIGH	2:22.278	4	<b>26</b>	Damian LEE	2:17.733
ROW 1								3	<b>28</b>	Liam McCARTER	2:16.168	2	<b>18</b>	David BALL	2:15.335	1	<b>22</b>	Rik BALLERINI	2:14.250
																			<b>Pole</b>

Snetterton 300: 2.9689 miles

These results are provisional until the conclusion of any judicial and technical matters.

Clerk Of Course :	Stewards :	Timekeeper : Richard Evans
-------------------	------------	----------------------------

Results can be found at [www.tsl-timing.com](http://www.tsl-timing.com)

Printed - 12:49 Saturday, 06 May 2023



# BMCRC - MRO Championships 2023 - Rnd 3 @ Snetterton

## Illuminate Design 250MZ & Blue Haze GPF 2-Stroke

### RACE 15 - CLASSIFICATION

POS	NO	CL	PIC NAME	ENTRY	LAPS	TIME	GAP	DIFF	MPH	BEST	ON
1	18	GPF	1 David BALL	Yamaha TZR250F3 - Gardiner Page and Roe pensic	5	13:55.970			63.92	2:44.467	2
2	85	MZ	1 Andrew WALES	MZ ETZ 250 - Illuminated Design LTD	5	14:53.084	57.114	57.114	59.83	2:51.761	3
3	75	MZ	2 Peter WOODALL	MZ ETZ 250 - Online Lubricants	5	14:55.161	59.191	2.077	59.69	2:50.866	2
4	69	MZ	3 Alexander MANN	MZ TS 250 - HS RACING	5	15:04.107	1:08.137	8.946	59.10	2:53.492	5
5	8	MZ	4 Rich ASKEW	MZ ETZ 250 - L+R construction	5	15:06.406	1:10.436	2.299	58.95	2:54.172	5
6	13	MZ	5 Gordon RYAN	MZ ETZ 250 - Prism Work Psychology	5	15:06.988	1:11.018	0.582	58.92	2:53.777	5
7	73	GPF	2 Colvin TURNER	Yamaha TZR 250 -	5	15:28.419	1:32.449	21.431	57.56	3:02.451	3
8	7	MZ	6 John ASHMEAD	MZ ETZ 250 -	5	15:48.870	1:52.900	20.451	56.32	3:01.009	5
9	56	MZ	7 Russell TURNER	MZ ETZ 250 - TT Racing	5	15:50.015	1:54.045	1.145	56.25	3:00.897	2
10	102	MZ	8 Caleb WRIGHT	MZ ETZ 250 - Clover Investments	4	14:34.491	1 Lap	1 Lap	48.88	3:23.978	4
NOT CLASSIFIED											
DNF	28	GPF	Liam McCARTER	Yamaha TZR - Katie McCarter	4	10:57.427	1 Lap		65.02	2:41.121	4
DNF	26	GPF	Damian LEE	Yamaha TZR 250 - Leed Autos	3	8:16.222	2 Laps	1 Lap	64.61	2:44.340	2
DNF	565	MZ	Louis KERSHAW	MZ ETZ 250 - Walkers Campers	3	9:14.105	2 Laps	57.883	57.86	2:53.738	2
DNF	11	MZ	Carl CRIPPS	MZ ETZ 250 -	2	6:30.746	3 Laps	1 Lap	54.70	2:58.967	2
DNF	22	GPF	Rik BALLERINI	Yamaha TZR 250 - SCLS LTD, CAMBRIDGE MC, G	1	2:48.296	4 Laps	1 Lap	63.50		
DNF	96	MZ	Chris KENT	MZ ETZ 250 -	0						
DNF	38	MZ	Chris PETTET	MZ ETZ 250 -	0						
DNF	66	MZ	Graeme LEWIS	MZ ETZ 250 - DND Racing Components Eng	0						
FASTEST LAP											
	28	GPF	Liam McCARTER	Yamaha TZR - Katie McCarter	4	2:41.121			66.33 mph	106.75 kph	
	75	MZ	Peter WOODALL	MZ ETZ 250 - Online Lubricants	2	2:50.866			62.55 mph	100.66 kph	

Class GPF - 92.5% of Race Speed = 59.12 mph  
 Class MZ - 92.5% of Race Speed = 55.34 mph

Weather / Track : Rain / Wet

These results are provisional until the conclusion of any judicial and technical matters.

Race Distance: 5 Laps / 14.84 miles

Snetterton 300: 2.9689 miles

Date: 06/05/2023 Start: 17:22 Finish: 17:36

Clerk Of Course :	Stewards :	Timekeeper : Richard Evans
-------------------	------------	----------------------------

Results can be found at [www.tsl-timing.com](http://www.tsl-timing.com)

Printed - 17:39 Saturday, 06 May 2023





# BMCRC - MRO Championships 2023 - Rnd 3 @ Snetterton

## Illuminate Design 250MZ & Blue Haze GPF 2-Strokes

### RACE 15 - LAP CHART

#### LAP 1 @ 17:25:46.157

NO	BEHIND	LAP TIME
26		2:47.369
18	0.364	2:47.733
22	0.927	2:48.296
28	1.752	2:49.121
73	19.541	3:06.910
85	33.261	3:20.630
69	36.699	3:24.068
75	37.491	3:24.860
565	39.052	3:26.421
8	39.141	3:26.510
13	39.972	3:27.341
11	44.410	3:31.779
7	46.373	3:33.742
56	46.455	3:33.824
102	1:26.671	4:14.040

#### LAP 5 @ 17:36:54.758

NO	BEHIND	LAP TIME
18		2:51.334
102	1 Lap	3:23.978
85	57.114	2:51.952
75	59.191	2:52.052
69	1:08.137	2:53.492
8	1:10.436	2:54.172
13	1:11.018	2:53.777
73	1:32.449	3:08.481
7	1:52.900	3:01.009
56	1:54.045	3:03.172

#### LAP 2 @ 17:28:30.497

NO	BEHIND	LAP TIME
26		2:44.340
18	0.491	2:44.467
28	1.820	2:44.408
73	41.406	3:06.205
85	42.894	2:53.973
75	44.017	2:50.866
69	48.368	2:56.009
565	48.450	2:53.738
8	50.499	2:55.698
13	50.662	2:55.030
11	59.037	2:58.967
56	1:03.012	3:00.897
7	1:04.066	3:02.033
102	2:11.495	3:29.164

#### LAP 3 @ 17:31:15.010

NO	BEHIND	LAP TIME
26		2:44.513
28	0.084	2:42.777
18	0.593	2:44.615
85	50.142	2:51.761
75	52.571	2:53.067
565	57.883	2:53.946
69	58.801	2:54.946
73	59.344	3:02.451
13	1:01.213	2:55.064
8	1:01.297	2:55.311
56	1:21.945	3:03.446
7	1:24.558	3:05.005

#### LAP 4 @ 17:33:56.215

NO	BEHIND	LAP TIME
28		2:41.121
18	7.209	2:47.821
102	1 Lap	3:27.309
85	1:03.705	2:54.768
75	1:05.682	2:54.316
69	1:13.188	2:55.592
8	1:14.807	2:54.715
13	1:15.784	2:55.776
73	1:22.511	3:04.372
56	1:49.416	3:08.676
7	1:50.434	3:07.081

Weather / Track : Rain / Wet

Results can be found at [www.tsl-timing.com](http://www.tsl-timing.com)

Snetterton 300: 2.9689 miles  
Date: 06/05/2023 Start: 17:22 Finish: 17:36

Printed - 17:40 Saturday, 06 May 2023

# BMCRC - MRO Championships 2023 - Rnd 3 @ Snetterton

## Illuminate Design 250MZ & Blue Haze GPF 2-Strokes

### RACE 15 - POSITION CHART

No	Name	Lap Pos	Lap				
			1	2	3	4	5
22	BALLERINI	1	26	26	26	28	18
18	BALL	2	18	18	28	18	85
28	McCARTER	3	22	28	18	85	75
26	LEE	4	28	73	85	75	69
73	TURNER	5	73	85	75	69	8
96	KENT	6	85	75	565	8	13
85	WALES	7	69	69	69	13	73
565	KERSHAW	8	75	565	73	73	7
75	WOODALL	9	565	8	13	56	56
13	RYAN	10	8	13	8	7	
69	MANN	11	13	11	56	102	
7	ASHMEAD	12	11	56	7		
11	CRIPPS	13	7	7	102		
8	ASKEW	14	56	102			
38	PETTET	15	102				
102	WRIGHT	16					
56	TURNER	17					
66	LEWIS	18					

# BMCRC - MRO Championships 2023 - Rnd 3 @ Snetterton

## Illuminate Design 250MZ & Blue Haze GPF 2-Stroke

### RACE 15 - SECTOR ANALYSIS



SECTOR 1 = FL to I1, SECTOR 2 = I1 to FL, DIFF = Difference To Personal Best Lap, P = Crossed Finish Line in Pit Lane, D = Time Disallowed

P1 18 GPF David BALL		Yamaha TZR250F3 - Gardiner Page and Roe pension consultan				
IDEAL LAP TIME : 2:42.759		BEST LAP TIME : 2:44.467		DIFFERENCE : 1.708		
LAP	SECTOR 1	SECTOR 2	LAP TIME	MPH	DIFF	TIME OF DAY
1 -		<b>54.532</b>	2:47.733	63.72	3.266	17:25:46.521
2 -	1:49.056	55.411	<b>2:44.467 (1)</b>	<b>64.98</b>		<b>17:28:30.988</b>
3 -	<b>1:48.227</b>	56.388	2:44.615 (2)	64.92	0.148	17:31:15.603
4 -	1:50.327	57.494	2:47.821 (3)	63.68	3.354	17:34:03.424
5 -	1:52.581	58.753	2:51.334	62.38	6.867	17:36:54.758

P2 85 MZ Andrew WALES		MZ ETZ 250 - Illuminated Design LTD				
IDEAL LAP TIME : 2:51.761		BEST LAP TIME : 2:51.761		DIFFERENCE : 0.000		
LAP	SECTOR 1	SECTOR 2	LAP TIME	MPH	DIFF	TIME OF DAY
1 -		57.877	3:20.630	53.27	28.869	17:26:19.418
2 -	1:56.468	57.505	2:53.973 (3)	61.43	2.212	17:29:13.391
3 -	<b>1:54.325</b>	<b>57.436</b>	<b>2:51.761 (1)</b>	<b>62.22</b>		<b>17:32:05.152</b>
4 -	1:56.194	58.574	2:54.768	61.15	3.007	17:34:59.920
5 -	1:54.423	57.529	2:51.952 (2)	62.15	0.191	17:37:51.872

P3 75 MZ Peter WOODALL		MZ ETZ 250 - Online Lubricants				
IDEAL LAP TIME : 2:50.340		BEST LAP TIME : 2:50.866		DIFFERENCE : 0.526		
LAP	SECTOR 1	SECTOR 2	LAP TIME	MPH	DIFF	TIME OF DAY
1 -		57.227	3:24.860	52.17	33.994	17:26:23.648
2 -	1:54.106	<b>56.760</b>	<b>2:50.866 (1)</b>	<b>62.55</b>		<b>17:29:14.514</b>
3 -	<b>1:53.580</b>	59.487	2:53.067 (3)	61.75	2.201	17:32:07.581
4 -	1:56.911	57.405	2:54.316	61.31	3.450	17:35:01.897
5 -	1:54.575	57.477	2:52.052 (2)	62.12	1.186	17:37:53.949

P4 69 MZ Alexander MANN		MZ TS 250 - HS RACING				
IDEAL LAP TIME : 2:53.240		BEST LAP TIME : 2:53.492		DIFFERENCE : 0.252		
LAP	SECTOR 1	SECTOR 2	LAP TIME	MPH	DIFF	TIME OF DAY
1 -		58.821	3:24.068	52.37	30.576	17:26:22.856
2 -	1:56.668	59.341	2:56.009	60.72	2.517	17:29:18.865
3 -	1:57.109	<b>57.837</b>	2:54.946 (2)	61.09	1.454	17:32:13.811
4 -	1:56.557	59.035	2:55.592 (3)	60.86	2.100	17:35:09.403
5 -	<b>1:55.403</b>	58.089	<b>2:53.492 (1)</b>	<b>61.60</b>		<b>17:38:02.895</b>

P5 8 MZ Rich ASKEW		MZ ETZ 250 - L+R construction				
IDEAL LAP TIME : 2:53.733		BEST LAP TIME : 2:54.172		DIFFERENCE : 0.439		
LAP	SECTOR 1	SECTOR 2	LAP TIME	MPH	DIFF	TIME OF DAY
1 -		59.041	3:26.510	51.75	32.338	17:26:25.298
2 -	1:56.856	58.842	2:55.698	60.83	1.526	17:29:20.996
3 -	1:56.773	58.538	2:55.311 (3)	60.96	1.139	17:32:16.307
4 -	1:56.826	<b>57.889</b>	2:54.715 (2)	61.17	0.543	17:35:11.022
5 -	<b>1:55.844</b>	58.328	<b>2:54.172 (1)</b>	<b>61.36</b>		<b>17:38:05.194</b>

P6 13 MZ Gordon RYAN		MZ ETZ 250 - Prism Work Psychology				
IDEAL LAP TIME : 2:52.556		BEST LAP TIME : 2:53.777		DIFFERENCE : 1.221		
LAP	SECTOR 1	SECTOR 2	LAP TIME	MPH	DIFF	TIME OF DAY
1 -		59.134	3:27.341	51.54	33.564	17:26:26.129
2 -	1:57.075	<b>57.955</b>	2:55.030 (2)	61.06	1.253	17:29:21.159
3 -	1:55.559	59.505	2:55.064 (3)	61.05	1.287	17:32:16.223
4 -	1:56.989	58.787	2:55.776	60.80	1.999	17:35:11.999
5 -	<b>1:54.601</b>	59.176	<b>2:53.777 (1)</b>	<b>61.50</b>		<b>17:38:05.776</b>



# BMCRC - MRO Championships 2023 - Rnd 3 @ Snetterton

## Illuminate Design 250MZ & Blue Haze GPF 2-Stroke

### RACE 15 - SECTOR ANALYSIS



SECTOR 1 = FL to I1, SECTOR 2 = I1 to FL, DIFF = Difference To Personal Best Lap, P = Crossed Finish Line in Pit Lane, D = Time Disallowed

<b>P14 11 MZ Carl CRIPPS</b>		MZ ETZ 250 -				
IDEAL LAP TIME : 2:55.832		BEST LAP TIME : 2:58.967		DIFFERENCE : 3.135		
LAP	SECTOR 1	SECTOR 2	LAP TIME	MPH	DIFF	TIME OF DAY
1 -		1:00.117	3:31.779	50.46	32.812	17:26:30.567
2 -	1:59.318	<b>59.649</b>	<b>2:58.967 (1)</b>	<b>59.72</b>		<b>17:29:29.534</b>

<b>P15 22 GPF Rik BALLERINI</b>		Yamaha TZR 250 - SCLS LTD, CAMBRIDGE MC, GECKO RAC				
IDEAL LAP TIME :		BEST LAP TIME :		DIFFERENCE :		
LAP	SECTOR 1	SECTOR 2	LAP TIME	MPH	DIFF	TIME OF DAY
1 -		<b>54.622</b>	2:48.296	63.50		17:25:47.084

# BMCRC - MRO Championships 2023 - Rnd 3 @ Snetterton

## Illuminate Design 250MZ & Blue Haze GPF 2-Stroke

### RACE 15 - BEST SECTORS

SECTOR 1				SECTOR 2				IDEAL / BEST COMPARISON				
POS	NO	NAME	TIME	NO	NAME	TIME	POS	NO	NAME	IDEAL	BEST	DIFF
									<b>PERFECT LAP</b>	<b>2:39.798</b>		
1	28	McCARTER	1:45.266	18	BALL	54.532	1	28	McCARTER	2:39.978	2:41.121	1.143
2	18	BALL	1:48.227	22	BALLERINI	54.622	2	18	BALL	2:42.759	2:44.467	1.708
3	26	LEE	1:48.353	28	McCARTER	54.712	3	26	LEE	2:43.394	2:44.340	0.946
4	565	KERSHAW	1:52.349	26	LEE	55.041	4	75	WOODALL	2:50.340	2:50.866	0.526
5	75	WOODALL	1:53.580	75	WOODALL	56.760	5	565	KERSHAW	2:50.999	2:53.738	2.739
6	85	WALES	1:54.325	85	WALES	57.436	6	85	WALES	2:51.761	2:51.761	0.000
7	13	RYAN	1:54.601	69	MANN	57.837	7	13	RYAN	2:52.556	2:53.777	1.221
8	69	MANN	1:55.403	8	ASKEW	57.889	8	69	MANN	2:53.240	2:53.492	0.252
9	8	ASKEW	1:55.844	13	RYAN	57.955	9	8	ASKEW	2:53.733	2:54.172	0.439
10	11	CRIPPS	1:56.183	565	KERSHAW	58.650	10	11	CRIPPS	2:55.832	2:58.967	3.135
11	56	TURNER	1:59.032	11	CRIPPS	59.649	11	56	TURNER	3:00.487	3:00.897	0.410
12	73	TURNER	2:00.016	7	ASHMEAD	1:00.048	12	7	ASHMEAD	3:00.488	3:01.009	0.521
13	7	ASHMEAD	2:00.440	73	TURNER	1:01.372	13	73	TURNER	3:01.388	3:02.451	1.063
14	102	WRIGHT	2:14.948	56	TURNER	1:01.455	14	102	WRIGHT	3:23.978	3:23.978	0.000
15				102	WRIGHT	1:09.030	15	22	BALLERINI			
16												
17												
18												

# BMCRC - MRO Championships 2023 - Rnd 3 @ Snetterton

## Illuminate Design 250MZ & Blue Haze GPF 2-Stroke

### RACE 15 - STATISTICS

**Competitors Started** 17  
**Planned Start** 2023-05-06 @ 16:00:00.000  
**Actual Start** 2023-05-06 @ 17:22:58.787  
**Finish Time** 2023-05-06 @ 17:36:54.757  
**Track Length** 2.9689mi.  
**Total Laps** 62  
**Total Distance Covered** 184.0725mi.

#### Session Fastest Lap History

NO	CL	NAME	LAP TIME	TIME OF DAY	LAP	VEHICLE
26	GPF	Damian LEE	<b>2:44.340</b>	17:28:30.504	2	Yamaha TZR 250
28	GPF	Liam McCARTER	<b>2:42.777</b>	17:31:15.073	3	Yamaha TZR
28	GPF	Liam McCARTER	<b>2:41.121</b>	17:33:56.220	4	Yamaha TZR

#### Session Leader History

NO	CL	NAME	FROM LAP	LAPS LED	DISTANCE	VEHICLE
26	GPF	Damian LEE	1	3	8.90 miles	Yamaha TZR 250
28	GPF	Liam McCARTER	4	1	2.96 miles	Yamaha TZR
18	GPF	David BALL	5	1	2.96 miles	Yamaha TZR250F3

#### Flag History

TYPE	TIME OF DAY
GREEN	17:22:58.787
FINISH	17:36:54.757

#### Flag Statistics

TYPE	COUNT	TOTAL LAPS	TOTAL TIME
Green	1	5	16:24.515
Red	0	0	0.000
Safety Car	0	0	0.000
FCY	0	0	0.000

# BMCRC - MRO Championships 2023 - Rnd 3 @ Snetterton

## Illuminate Design 250MZ & Blue Haze GPF 2-Stroke

### RACE 15 - STATISTICS

**CLASS : GPF**

5 Starters

#### Fastest Lap History

NO	NAME	LAP TIME	TIME OF DAY	LAP	VEHICLE
26	Damian LEE	<b>2:44.340</b>	17:28:30.504	2	Yamaha TZR 250
28	Liam McCARTER	<b>2:42.777</b>	17:31:15.073	3	Yamaha TZR
28	Liam McCARTER	<b>2:41.121</b>	17:33:56.220	4	Yamaha TZR

#### Leader History

NO	NAME	FROM LAP	LAPS LED	DISTANCE	VEHICLE
26	Damian LEE	1	3	8.90 miles	Yamaha TZR 250
28	Liam McCARTER	4	1	2.96 miles	Yamaha TZR
18	David BALL	5	1	2.96 miles	Yamaha TZR250F3



# BMCRC - MRO Championships 2023 - Rnd 3 @ Snetterton

## Illuminate Design 250MZ & Blue Haze GPF 2-Strokes

### RACE 15 - STATISTICS

**CLASS : MZ**

12 Starters

#### Fastest Lap History

NO	NAME	LAP TIME	TIME OF DAY	LAP	VEHICLE
85	Andrew WALES	2:53.973	17:29:13.417	2	MZ ETZ 250
75	Peter WOODALL	2:50.866	17:29:14.541	2	MZ ETZ 250

#### Leader History

NO	NAME	FROM LAP	LAPS LED	DISTANCE	VEHICLE
85	Andrew WALES	1	5	14.84 miles	MZ ETZ 250

# BMCRC - MRO Championships 2023 - Rnd 3 @ Snetterton

## Illuminate Design 250MZ & Blue Haze GPF 2-Stroke

### RACE 4 - GRID (6 Laps)

ROW 9				25	<b>66</b> Graeme LEWIS
ROW 8	24	<b>38</b> Chris PETTET	3:23.978	23	<b>102</b> Caleb WRIGHT
				22	<b>7</b> John ASHMEAD
ROW 7			3:00.897	21	<b>56</b> Russell TURNER
				20	<b>11</b> Carl CRIPPS
				19	<b>96</b> Chris KENT
ROW 6	18	<b>8</b> Rich ASKEW	2:54.172	17	<b>13</b> Gordon RYAN
				16	<b>565</b> Louis KERSHAW
ROW 5			2:53.492	15	<b>69</b> Alexander MANN
				14	<b>85</b> Andrew WALES
				13	<b>75</b> Peter WOODALL
ROW 4					
ROW 3				9	<b>39</b> Robert KEOGH
				8	<b>42</b> Martin PEARSON
				7	<b>47</b> Roy ALDERSLADE
ROW 2	6	<b>110</b> Mark HAIGH		5	<b>22</b> Rik BALLERINI
				4	<b>73</b> Colvin TURNER
ROW 1			2:44.467	3	<b>18</b> David BALL
				2	<b>26</b> Damian LEE
				1	<b>28</b> Liam McCARTER
					<b>Pole</b>

Snetterton 300: 2.9689 miles

These results are provisional until the conclusion of any judicial and technical matters.

Clerk Of Course :	Stewards :	Timekeeper : Richard Evans
-------------------	------------	----------------------------

Results can be found at [www.tsl-timing.com](http://www.tsl-timing.com)

Printed - 17:43 Saturday, 06 May 2023



# BMCRC - MRO Championships 2023 - Rnd 3 @ Snetterton

## Illuminate Design 250MZ & Blue Haze GPF 2-Stroke

### RACE 4 - CLASSIFICATION

POS	NO	CL	PIC NAME	ENTRY	LAPS	TIME	GAP	DIFF	MPH	BEST	ON
1	22	GPF	1 Rik BALLERINI	Yamaha TZR 250 - SCLS LTD, CAMBRIDGE MC, G	5	11:26.004			77.90	2:15.047	2
2	18	GPF	2 David BALL	Yamaha TZR250F3 - Gardiner Page and Roe pensic	5	11:27.912	1.908	1.908	77.68	2:15.155	3
3	28	GPF	3 Liam McCARTER	Yamaha TZR - Katie McCarter	5	11:28.052	2.048	0.140	77.66	2:15.528	3
4	39	GPF	4 Robert KEOGH	Yamaha TZR 250 -	5	11:48.333	22.329	20.281	75.44	2:18.832	4
5	26	GPF	5 Damian LEE	Yamaha TZR 250 - Leed Autos	5	11:49.173	23.169	0.840	75.35	2:19.296	5
6	73	GPF	6 Colvin TURNER	Yamaha TZR 250 -	5	11:58.162	32.158	8.989	74.41	2:21.041	3
7	69	MZ	1 Alexander MANN	MZ TS 250 - HS RACING	5	12:41.197	1:15.193	43.035	70.20	2:23.962	5
8	85	MZ	2 Andrew WALES	MZ ETZ 250 - Illuminated Design LTD	5	12:41.432	1:15.428	0.235	70.18	2:24.365	5
9	96	MZ	3 Chris KENT	MZ ETZ 250 -	5	12:54.320	1:28.316	12.888	69.01	2:25.506	2
10	75	MZ	4 Peter WOODALL	MZ ETZ 250 - Online Lubricants	5	13:15.824	1:49.820	21.504	67.15	2:30.459	2
11	13	MZ	5 Gordon RYAN	MZ ETZ 250 - Prism Work Psychology	5	13:20.582	1:54.578	4.758	66.75	2:31.888	5
12	66	MZ	6 Graeme LEWIS	MZ ETZ 250 - DND Racing Components Eng	5	13:47.644	2:21.640	27.062	64.56	2:36.998	2
13	7	MZ	7 John ASHMEAD	MZ ETZ 250 -	5	13:54.114	2:28.110	6.470	64.06	2:38.671	2
14	8	MZ	8 Rich ASKEW	MZ ETZ 250 - L+R construction	5	14:06.877	2:40.873	12.763	63.10	2:41.868	2
15	56	MZ	9 Russell TURNER	MZ ETZ 250 - TT Racing	4	11:39.541	1 Lap	1 Lap	61.11	2:45.422	3
16	11	MZ	10 Carl CRIPPS	MZ ETZ 250 -	4	11:43.886	1 Lap	4.345	60.73	2:45.435	3
17	38	MZ	11 Chris PETTET	MZ ETZ 250 -	4	11:45.346	1 Lap	1.460	60.61	2:45.707	2
18	102	MZ	12 Caleb WRIGHT	MZ ETZ 250 - Clover Investments	4	12:52.003	1 Lap	1:06.657	55.37	3:00.778	4
NOT CLASSIFIED											
DNF	565	MZ	Louis KERSHAW	MZ ETZ 250 - Walkers Campers	2	5:52.937	3 Laps	2 Laps	60.56	2:40.616	2
DNF	42	GPF	Martin PEARSON	Yamaha TZR 250 -	0						
FASTEST LAP											
	22	GPF	Rik BALLERINI	Yamaha TZR 250 - SCLS LTD, CAMBRIDGE MC, G	2	2:15.047			79.14 mph	127.36 kph	
	69	MZ	Alexander MANN	MZ TS 250 - HS RACING	5	2:23.962			74.24 mph	119.48 kph	

Class GPF - 92.5% of Race Speed = 72.05 mph  
 Class MZ - 92.5% of Race Speed = 64.93 mph

Weather / Track : Cloudy / Dry

These results are provisional until the conclusion of any judicial and technical matters.

Race Distance: 5 Laps / 14.84 miles

Snetterton 300: 2.9689 miles

Date: 07/05/2023 Start: 11:44 Finish: 11:56

Clerk Of Course :	Stewards :	Timekeeper : Richard Evans
-------------------	------------	----------------------------

Results can be found at [www.tsl-timing.com](http://www.tsl-timing.com)

Printed - 11:59 Sunday, 07 May 2023



# BMCRC - MRO Championships 2023 - Rnd 3 @ Snetterton

## Illuminate Design 250MZ & Blue Haze GPF 2-Strokes

### RACE 4 - LAP CHART

LAP 1 @ 11:47:14.747			LAP 4 @ 11:54:02.713		
NO	BEHIND	LAP TIME	NO	BEHIND	LAP TIME

28		2:22.416	22		2:15.940
18	1.147	2:23.563	18	0.380	2:16.157
22	1.278	2:23.694	28	0.941	2:15.718
39	5.166	2:27.582	39	17.386	2:18.832
26	5.975	2:28.391	26	19.495	2:20.326
73	6.655	2:29.071	73	23.697	2:22.702
85	38.530	3:00.946	102	1 Lap	3:02.906
69	39.014	3:01.430	85	1:06.685	2:25.367
96	40.173	3:02.589	69	1:06.853	2:25.600
13	47.899	3:10.315	96	1:14.229	2:29.097
75	49.845	3:12.261	75	1:34.220	2:31.001
565	49.905	3:12.321	13	1:38.312	2:32.146
7	51.313	3:13.729	66	1:57.446	2:38.072
8	52.788	3:15.204	7	2:03.476	2:41.227
66	52.899	3:15.315	8	2:14.255	2:43.611
56	1:00.329	3:22.745			
11	1:01.687	3:24.103			
38	1:03.101	3:25.517			
102	1:21.453	3:43.869			

LAP 2 @ 11:49:31.072			LAP 5 @ 11:56:18.335		
NO	BEHIND	LAP TIME	NO	BEHIND	LAP TIME

22		2:15.047	22		2:15.622
18	0.709	2:15.887	18	1.908	2:17.150
28	1.336	2:17.661	28	2.048	2:16.729
39	10.223	2:21.382	56	1 Lap	2:45.729
26	10.910	2:21.260	11	1 Lap	2:46.208
73	11.595	2:21.265	38	1 Lap	2:46.257
69	47.265	2:24.576	39	22.329	2:20.565
85	47.439	2:25.234	26	23.169	2:19.296
96	49.354	2:25.506	73	32.158	2:24.083
75	1:03.979	2:30.459	69	1:15.193	2:23.962
13	1:05.113	2:33.539	85	1:15.428	2:24.365
66	1:13.572	2:36.998	102	1 Lap	3:00.778
7	1:13.659	2:38.671	96	1:28.316	2:29.709
565	1:14.196	2:40.616	75	1:49.820	2:31.222
8	1:18.331	2:41.868	13	1:54.578	2:31.888
56	1:29.649	2:45.645	66	2:21.640	2:39.816
38	1:32.483	2:45.707	7	2:28.110	2:40.256
11	1:33.502	2:48.140	8	2:40.873	2:42.240
102	2:09.578	3:04.450			

LAP 3 @ 11:51:46.773		
NO	BEHIND	LAP TIME

22		2:15.701
18	0.163	2:15.155
28	1.163	2:15.528
39	14.494	2:19.972
26	15.109	2:19.900
73	16.935	2:21.041
69	57.193	2:25.629
85	57.258	2:25.520
96	1:01.072	2:27.419
75	1:19.159	2:30.881
13	1:22.106	2:32.694
66	1:35.314	2:37.443
7	1:38.189	2:40.231
8	1:46.584	2:43.954
56	1:59.370	2:45.422
11	2:03.236	2:45.435
38	2:04.647	2:47.865

Weather / Track : Cloudy / Dry

Results can be found at [www.tsl-timing.com](http://www.tsl-timing.com)

Snetterton 300: 2.9689 miles  
Date: 07/05/2023 Start: 11:44 Finish: 11:56

Printed - 11:59 Sunday, 07 May 2023

# BMCRC - MRO Championships 2023 - Rnd 3 @ Snetterton

## Illuminate Design 250MZ & Blue Haze GPF 2-Strokes

### RACE 4 - POSITION CHART

No	Name	Lap Pos	Lap				
			1	2	3	4	5
28	McCARTER	1	28	22	22	22	22
26	LEE	2	18	18	18	18	18
18	BALL	3	22	28	28	28	28
73	TURNER	4	39	39	39	39	39
22	BALLERINI	5	26	26	26	26	26
42	PEARSON	6	73	73	73	73	73
39	KEOGH	7	85	69	69	85	69
75	WOODALL	8	69	85	85	69	85
85	WALES	9	96	96	96	96	96
69	MANN	10	13	75	75	75	75
565	KERSHAW	11	75	13	13	13	13
13	RYAN	12	565	66	66	66	66
8	ASKEW	13	7	7	7	7	7
96	KENT	14	8	565	8	8	8
11	CRIPPS	15	66	8	56	56	
56	TURNER	16	56	56	11	11	
7	ASHMEAD	17	11	38	38	38	
102	WRIGHT	18	38	11	102	102	
38	PETTET	19	102	102			
66	LEWIS	20					

# BMCRC - MRO Championships 2023 - Rnd 3 @ Snetterton

## Illuminate Design 250MZ & Blue Haze GPF 2-Stroke

### RACE 4 - SECTOR ANALYSIS



SECTOR 1 = FL to I1, SECTOR 2 = I1 to FL, DIFF = Difference To Personal Best Lap, P = Crossed Finish Line in Pit Lane, D = Time Disallowed

P1 22 GPF Rik BALLERINI		Yamaha TZR 250 - SCLS LTD, CAMBRIDGE MC, GECKO RAC				
IDEAL LAP TIME : 2:14.684		BEST LAP TIME : 2:15.047		DIFFERENCE : 0.363		
LAP	SECTOR 1	SECTOR 2	LAP TIME	MPH	DIFF	TIME OF DAY
1 -		<b>44.514</b>	2:23.694	74.38	8.647	11:47:16.025
2 -	1:30.351	44.696	<b>2:15.047 (1)</b>	<b>79.14</b>		<b>11:49:31.072</b>
3 -	<b>1:30.170</b>	45.531	2:15.701 (3)	78.76	0.654	11:51:46.773
4 -	1:31.063	44.877	2:15.940	78.62	0.893	11:54:02.713
5 -	1:30.822	44.800	2:15.622 (2)	78.80	0.575	11:56:18.335

P2 18 GPF David BALL		Yamaha TZR250F3 - Gardiner Page and Roe pension consultan				
IDEAL LAP TIME : 2:15.089		BEST LAP TIME : 2:15.155		DIFFERENCE : 0.066		
LAP	SECTOR 1	SECTOR 2	LAP TIME	MPH	DIFF	TIME OF DAY
1 -		45.724	2:23.563	74.44	8.408	11:47:15.894
2 -	1:30.918	<b>44.969</b>	2:15.887 (2)	78.65	0.732	11:49:31.781
3 -	<b>1:30.120</b>	45.035	<b>2:15.155 (1)</b>	<b>79.08</b>		<b>11:51:46.936</b>
4 -	1:30.966	45.191	2:16.157 (3)	78.49	1.002	11:54:03.093
5 -	1:31.420	45.730	2:17.150	77.92	1.995	11:56:20.243

P3 28 GPF Liam McCARTER		Yamaha TZR - Katie McCarter				
IDEAL LAP TIME : 2:15.252		BEST LAP TIME : 2:15.528		DIFFERENCE : 0.276		
LAP	SECTOR 1	SECTOR 2	LAP TIME	MPH	DIFF	TIME OF DAY
1 -		45.414	2:22.416	75.04	6.888	11:47:14.747
2 -	1:32.250	45.411	2:17.661	77.64	2.133	11:49:32.408
3 -	<b>1:30.716</b>	44.812	<b>2:15.528 (1)</b>	<b>78.86</b>		<b>11:51:47.936</b>
4 -	1:31.182	<b>44.536</b>	2:15.718 (2)	78.75	0.190	11:54:03.654
5 -	1:31.617	45.112	2:16.729 (3)	78.16	1.201	11:56:20.383

P4 39 GPF Robert KEOGH		Yamaha TZR 250 -				
IDEAL LAP TIME : 2:18.749		BEST LAP TIME : 2:18.832		DIFFERENCE : 0.083		
LAP	SECTOR 1	SECTOR 2	LAP TIME	MPH	DIFF	TIME OF DAY
1 -		<b>46.510</b>	2:27.582	72.42	8.750	11:47:19.913
2 -	1:34.092	47.290	2:21.382	75.59	2.550	11:49:41.295
3 -	1:32.729	47.243	2:19.972 (2)	76.35	1.140	11:52:01.267
4 -	<b>1:32.239</b>	46.593	<b>2:18.832 (1)</b>	<b>76.98</b>		<b>11:54:20.099</b>
5 -	1:32.992	47.573	2:20.565 (3)	76.03	1.733	11:56:40.664

P5 26 GPF Damian LEE		Yamaha TZR 250 - Leed Autos				
IDEAL LAP TIME : 2:19.296		BEST LAP TIME : 2:19.296		DIFFERENCE : 0.000		
LAP	SECTOR 1	SECTOR 2	LAP TIME	MPH	DIFF	TIME OF DAY
1 -		47.531	2:28.391	72.02	9.095	11:47:20.722
2 -	1:33.723	47.537	2:21.260	75.66	1.964	11:49:41.982
3 -	1:32.960	46.940	2:19.900 (2)	76.39	0.604	11:52:01.882
4 -	1:33.672	46.654	2:20.326 (3)	76.16	1.030	11:54:22.208
5 -	<b>1:32.922</b>	<b>46.374</b>	<b>2:19.296 (1)</b>	<b>76.72</b>		<b>11:56:41.504</b>

P6 73 GPF Colvin TURNER		Yamaha TZR 250 -				
IDEAL LAP TIME : 2:20.765		BEST LAP TIME : 2:21.041		DIFFERENCE : 0.276		
LAP	SECTOR 1	SECTOR 2	LAP TIME	MPH	DIFF	TIME OF DAY
1 -		47.984	2:29.071	71.69	8.030	11:47:21.402
2 -	<b>1:33.366</b>	47.899	2:21.265 (2)	75.65	0.224	11:49:42.667
3 -	1:33.642	<b>47.399</b>	<b>2:21.041 (1)</b>	<b>75.77</b>		<b>11:52:03.708</b>
4 -	1:34.297	48.405	2:22.702 (3)	74.89	1.661	11:54:26.410
5 -	1:35.752	48.331	2:24.083	74.18	3.042	11:56:50.493

# BMCRC - MRO Championships 2023 - Rnd 3 @ Snetterton

## Illuminate Design 250MZ & Blue Haze GPF 2-Stroke

### RACE 4 - SECTOR ANALYSIS



SECTOR 1 = FL to I1, SECTOR 2 = I1 to FL, DIFF = Difference To Personal Best Lap, P = Crossed Finish Line in Pit Lane, D = Time Disallowed

P7 69 MZ Alexander MANN		MZ TS 250 - HS RACING				
IDEAL LAP TIME : 2:23.962		BEST LAP TIME : 2:23.962		DIFFERENCE : 0.000		
LAP	SECTOR 1	SECTOR 2	LAP TIME	MPH	DIFF	TIME OF DAY
1 -		48.237	3:01.430	58.91	37.468	11:47:53.761
2 -	1:36.799	47.777	2:24.576 (2)	73.92	0.614	11:50:18.337
3 -	1:37.871	47.758	2:25.629	73.39	1.667	11:52:43.966
4 -	1:37.452	48.148	2:25.600 (3)	73.40	1.638	11:55:09.566
5 -	<b>1:36.739</b>	<b>47.223</b>	<b>2:23.962 (1)</b>	<b>74.24</b>		<b>11:57:33.528</b>

P8 85 MZ Andrew WALES		MZ ETZ 250 - Illuminated Design LTD				
IDEAL LAP TIME : 2:24.365		BEST LAP TIME : 2:24.365		DIFFERENCE : 0.000		
LAP	SECTOR 1	SECTOR 2	LAP TIME	MPH	DIFF	TIME OF DAY
1 -		47.786	3:00.946	59.06	36.581	11:47:53.277
2 -	1:37.406	47.828	2:25.234 (2)	73.59	0.869	11:50:18.511
3 -	1:37.750	47.770	2:25.520	73.44	1.155	11:52:44.031
4 -	1:37.430	47.937	2:25.367 (3)	73.52	1.002	11:55:09.398
5 -	<b>1:36.985</b>	<b>47.380</b>	<b>2:24.365 (1)</b>	<b>74.03</b>		<b>11:57:33.763</b>

P9 96 MZ Chris KENT		MZ ETZ 250 -				
IDEAL LAP TIME : 2:25.300		BEST LAP TIME : 2:25.506		DIFFERENCE : 0.206		
LAP	SECTOR 1	SECTOR 2	LAP TIME	MPH	DIFF	TIME OF DAY
1 -		<b>48.237</b>	3:02.589	58.53	37.083	11:47:54.920
2 -	<b>1:37.063</b>	48.443	<b>2:25.506 (1)</b>	<b>73.45</b>		<b>11:50:20.426</b>
3 -	1:38.261	49.158	2:27.419 (2)	72.50	1.913	11:52:47.845
4 -	1:39.374	49.723	2:29.097 (3)	71.68	3.591	11:55:16.942
5 -	1:40.066	49.643	2:29.709	71.39	4.203	11:57:46.651

P10 75 MZ Peter WOODALL		MZ ETZ 250 - Online Lubricants				
IDEAL LAP TIME : 2:30.459		BEST LAP TIME : 2:30.459		DIFFERENCE : 0.000		
LAP	SECTOR 1	SECTOR 2	LAP TIME	MPH	DIFF	TIME OF DAY
1 -		50.584	3:12.261	55.59	41.802	11:48:04.592
2 -	<b>1:40.592</b>	<b>49.867</b>	<b>2:30.459 (1)</b>	<b>71.03</b>		<b>11:50:35.051</b>
3 -	1:40.659	50.222	2:30.881 (2)	70.83	0.422	11:53:05.932
4 -	1:40.768	50.233	2:31.001 (3)	70.78	0.542	11:55:36.933
5 -	1:41.093	50.129	2:31.222	70.67	0.763	11:58:08.155

P11 13 MZ Gordon RYAN		MZ ETZ 250 - Prism Work Psychology				
IDEAL LAP TIME : 2:31.888		BEST LAP TIME : 2:31.888		DIFFERENCE : 0.000		
LAP	SECTOR 1	SECTOR 2	LAP TIME	MPH	DIFF	TIME OF DAY
1 -		51.700	3:10.315	56.15	38.427	11:48:02.646
2 -	1:42.392	51.147	2:33.539	69.61	1.651	11:50:36.185
3 -	1:41.618	51.076	2:32.694 (3)	69.99	0.806	11:53:08.879
4 -	1:41.361	50.785	2:32.146 (2)	70.24	0.258	11:55:41.025
5 -	<b>1:41.315</b>	<b>50.573</b>	<b>2:31.888 (1)</b>	<b>70.36</b>		<b>11:58:12.913</b>

P12 66 MZ Graeme LEWIS		MZ ETZ 250 - DND Racing Components Eng				
IDEAL LAP TIME : 2:36.716		BEST LAP TIME : 2:36.998		DIFFERENCE : 0.282		
LAP	SECTOR 1	SECTOR 2	LAP TIME	MPH	DIFF	TIME OF DAY
1 -		<b>51.925</b>	3:15.315	54.72	38.317	11:48:07.646
2 -	1:44.840	52.158	<b>2:36.998 (1)</b>	<b>68.07</b>		<b>11:50:44.644</b>
3 -	<b>1:44.791</b>	52.652	2:37.443 (2)	67.88	0.445	11:53:22.087
4 -	1:45.675	52.397	2:38.072 (3)	67.61	1.074	11:56:00.159
5 -	1:46.848	52.968	2:39.816	66.87	2.818	11:58:39.975

# BMCRC - MRO Championships 2023 - Rnd 3 @ Snetterton

## Illuminate Design 250MZ & Blue Haze GPF 2-Stroke

### RACE 4 - SECTOR ANALYSIS



SECTOR 1 = FL to I1, SECTOR 2 = I1 to FL, DIFF = Difference To Personal Best Lap, P = Crossed Finish Line in Pit Lane, D = Time Disallowed

P13		7 MZ		John ASHMEAD		MZ ETZ 250 -	
IDEAL LAP TIME : 2:36.937		BEST LAP TIME : 2:38.671		DIFFERENCE : 1.734			
LAP	SECTOR 1	SECTOR 2	LAP TIME	MPH	DIFF	TIME OF DAY	
1 -		<b>51.509</b>	3:13.729	55.17	35.058	11:48:06.060	
2 -	<b>1:45.428</b>	53.243	<b>2:38.671 (1)</b>	<b>67.36</b>		<b>11:50:44.731</b>	
3 -	1:46.779	53.452	2:40.231 (2)	66.70	1.560	11:53:24.962	
4 -	1:48.322	52.905	2:41.227	66.29	2.556	11:56:06.189	
5 -	1:48.251	52.005	2:40.256 (3)	66.69	1.585	11:58:46.445	

P14		8 MZ		Rich ASKEW		MZ ETZ 250 - L+R construction	
IDEAL LAP TIME : 2:40.497		BEST LAP TIME : 2:41.868		DIFFERENCE : 1.371			
LAP	SECTOR 1	SECTOR 2	LAP TIME	MPH	DIFF	TIME OF DAY	
1 -		<b>52.722</b>	3:15.204	54.75	33.336	11:48:07.535	
2 -	<b>1:47.775</b>	54.093	<b>2:41.868 (1)</b>	<b>66.02</b>		<b>11:50:49.403</b>	
3 -	1:49.857	54.097	2:43.954	65.18	2.086	11:53:33.357	
4 -	1:49.613	53.998	2:43.611 (3)	65.32	1.743	11:56:16.968	
5 -	1:48.862	53.378	2:42.240 (2)	65.87	0.372	11:58:59.208	

P15		56 MZ		Russell TURNER		MZ ETZ 250 - TT Racing	
IDEAL LAP TIME : 2:45.146		BEST LAP TIME : 2:45.422		DIFFERENCE : 0.276			
LAP	SECTOR 1	SECTOR 2	LAP TIME	MPH	DIFF	TIME OF DAY	
1 -		56.292	3:22.745	52.71	37.323	11:48:15.076	
2 -	1:50.193	55.452	2:45.645 (2)	64.52	0.223	11:51:00.721	
3 -	<b>1:49.828</b>	55.594	<b>2:45.422 (1)</b>	<b>64.61</b>		<b>11:53:46.143</b>	
4 -	1:50.411	<b>55.318</b>	2:45.729 (3)	64.49	0.307	11:56:31.872	

P16		11 MZ		Carl CRIPPS		MZ ETZ 250 -	
IDEAL LAP TIME : 2:44.325		BEST LAP TIME : 2:45.435		DIFFERENCE : 1.110			
LAP	SECTOR 1	SECTOR 2	LAP TIME	MPH	DIFF	TIME OF DAY	
1 -		56.198	3:24.103	52.36	38.668	11:48:16.434	
2 -	1:52.359	55.781	2:48.140 (3)	63.56	2.705	11:51:04.574	
3 -	<b>1:49.609</b>	55.826	<b>2:45.435 (1)</b>	<b>64.60</b>		<b>11:53:50.009</b>	
4 -	1:51.492	<b>54.716</b>	2:46.208 (2)	64.30	0.773	11:56:36.217	

P17		38 MZ		Chris PETTET		MZ ETZ 250 -	
IDEAL LAP TIME : 2:45.555		BEST LAP TIME : 2:45.707		DIFFERENCE : 0.152			
LAP	SECTOR 1	SECTOR 2	LAP TIME	MPH	DIFF	TIME OF DAY	
1 -		56.533	3:25.517	52.00	39.810	11:48:17.848	
2 -	1:50.406	<b>55.301</b>	<b>2:45.707 (1)</b>	<b>64.49</b>		<b>11:51:03.555</b>	
3 -	1:51.104	56.761	2:47.865 (3)	63.67	2.158	11:53:51.420	
4 -	<b>1:50.254</b>	56.003	2:46.257 (2)	64.28	0.550	11:56:37.677	

P18		102 MZ		Caleb WRIGHT		MZ ETZ 250 - Clover Investments	
IDEAL LAP TIME : 3:00.778		BEST LAP TIME : 3:00.778		DIFFERENCE : 0.000			
LAP	SECTOR 1	SECTOR 2	LAP TIME	MPH	DIFF	TIME OF DAY	
1 -		1:01.352	3:43.869	47.74	43.091	11:48:36.200	
2 -	2:03.594	1:00.856	3:04.450 (3)	57.94	3.672	11:51:40.650	
3 -	2:02.274	1:00.632	3:02.906 (2)	58.43	2.128	11:54:43.556	
4 -	<b>2:00.615</b>	<b>1:00.163</b>	<b>3:00.778 (1)</b>	<b>59.12</b>		<b>11:57:44.334</b>	

P19		565 MZ		Louis KERSHAW		MZ ETZ 250 - Walkers Campers	
IDEAL LAP TIME : 2:39.023		BEST LAP TIME : 2:40.616		DIFFERENCE : 1.593			
LAP	SECTOR 1	SECTOR 2	LAP TIME	MPH	DIFF	TIME OF DAY	
1 -		<b>52.257</b>	3:12.321	55.57	31.705	11:48:04.652	
2 -	<b>1:46.766</b>	53.850	<b>2:40.616 (1)</b>	<b>66.54</b>		<b>11:50:45.268</b>	



# BMCRC - MRO Championships 2023 - Rnd 3 @ Snetterton

## Illuminate Design 250MZ & Blue Haze GPF 2-Strokes

### RACE 4 - BEST SECTORS

SECTOR 1			SECTOR 2			IDEAL / BEST COMPARISON						
POS	NO	NAME	TIME	NO	NAME	TIME	POS	NO	NAME	IDEAL	BEST	DIFF
									<b>PERFECT LAP</b>	<b>2:14.634</b>		
1	18	BALL	1:30.120	22	BALLERINI	44.514	1	22	BALLERINI	2:14.684	2:15.047	0.363
2	22	BALLERINI	1:30.170	28	McCARTER	44.536	2	18	BALL	2:15.089	2:15.155	0.066
3	28	McCARTER	1:30.716	18	BALL	44.969	3	28	McCARTER	2:15.252	2:15.528	0.276
4	39	KEOGH	1:32.239	26	LEE	46.374	4	39	KEOGH	2:18.749	2:18.832	0.083
5	26	LEE	1:32.922	39	KEOGH	46.510	5	26	LEE	2:19.296	2:19.296	0.000
6	73	TURNER	1:33.366	69	MANN	47.223	6	73	TURNER	2:20.765	2:21.041	0.276
7	69	MANN	1:36.739	85	WALES	47.380	7	69	MANN	2:23.962	2:23.962	0.000
8	85	WALES	1:36.985	73	TURNER	47.399	8	85	WALES	2:24.365	2:24.365	0.000
9	96	KENT	1:37.063	96	KENT	48.237	9	96	KENT	2:25.300	2:25.506	0.206
10	75	WOODALL	1:40.592	75	WOODALL	49.867	10	75	WOODALL	2:30.459	2:30.459	0.000
11	13	RYAN	1:41.315	13	RYAN	50.573	11	13	RYAN	2:31.888	2:31.888	0.000
12	66	LEWIS	1:44.791	7	ASHMEAD	51.509	12	66	LEWIS	2:36.716	2:36.998	0.282
13	7	ASHMEAD	1:45.428	66	LEWIS	51.925	13	7	ASHMEAD	2:36.937	2:38.671	1.734
14	565	KERSHAW	1:46.766	565	KERSHAW	52.257	14	565	KERSHAW	2:39.023	2:40.616	1.593
15	8	ASKEW	1:47.775	8	ASKEW	52.722	15	8	ASKEW	2:40.497	2:41.868	1.371
16	11	CRIPPS	1:49.609	11	CRIPPS	54.716	16	11	CRIPPS	2:44.325	2:45.435	1.110
17	56	TURNER	1:49.828	38	PETTET	55.301	17	56	TURNER	2:45.146	2:45.422	0.276
18	38	PETTET	1:50.254	56	TURNER	55.318	18	38	PETTET	2:45.555	2:45.707	0.152
19	102	WRIGHT	2:00.615	102	WRIGHT	1:00.163	19	102	WRIGHT	3:00.778	3:00.778	0.000
20												

# BMCRC - MRO Championships 2023 - Rnd 3 @ Snetterton

## Illuminate Design 250MZ & Blue Haze GPF 2-Stroke

### RACE 4 - STATISTICS

**Competitors Started** 20  
**Planned Start** 2023-05-07 @ 11:40:00.000  
**Actual Start** 2023-05-07 @ 11:44:52.331  
**Finish Time** 2023-05-07 @ 11:56:18.334  
**Track Length** 2.9689mi.  
**Total Laps** 88  
**Total Distance Covered** 261.2642mi.

### Session Fastest Lap History

NO	CL	NAME	LAP TIME	TIME OF DAY	LAP	VEHICLE
22	GPF	Rik BALLERINI	2:15.047	11:49:31.076	2	Yamaha TZR 250

### Session Leader History

NO	CL	NAME	FROM LAP	LAPS LED	DISTANCE	VEHICLE
28	GPF	Liam McCARTER	1	1	2.96 miles	Yamaha TZR
22	GPF	Rik BALLERINI	2	4	11.87 miles	Yamaha TZR 250

### Flag History

TYPE	TIME OF DAY
GREEN	11:44:52.331
FINISH	11:56:18.334

### Flag Statistics

TYPE	COUNT	TOTAL LAPS	TOTAL TIME
Green	1	5	14:15.197
Red	0	0	0.000
Safety Car	0	0	0.000
FCY	0	0	0.000

# BMCRC - MRO Championships 2023 - Rnd 3 @ Snetterton

## Illuminate Design 250MZ & Blue Haze GPF 2-Stroke

### RACE 4 - STATISTICS

**CLASS : GPF**

7 Starters

#### Fastest Lap History

NO	NAME	LAP TIME	TIME OF DAY	LAP	VEHICLE
22	Rik BALLERINI	<b>2:15.047</b>	11:49:31.076	2	Yamaha TZR 250

#### Leader History

NO	NAME	FROM LAP	LAPS LED	DISTANCE	VEHICLE
28	Liam McCARTER	1	1	2.96 miles	Yamaha TZR
22	Rik BALLERINI	2	4	11.87 miles	Yamaha TZR 250

# BMCRC - MRO Championships 2023 - Rnd 3 @ Snetterton

## Illuminate Design 250MZ & Blue Haze GPF 2-Stroke

### RACE 4 - STATISTICS

**CLASS : MZ**

13 Starters

#### Fastest Lap History

NO	NAME	LAP TIME	TIME OF DAY	LAP	VEHICLE
69	Alexander MANN	<b>2:24.576</b>	11:50:18.364	2	MZ TS 250
69	Alexander MANN	<b>2:23.962</b>	11:57:33.556	5	MZ TS 250

#### Leader History

NO	NAME	FROM LAP	LAPS LED	DISTANCE	VEHICLE
85	Andrew WALES	1	1	2.96 miles	MZ ETZ 250
69	Alexander MANN	2	2	5.93 miles	MZ TS 250
85	Andrew WALES	4	1	2.96 miles	MZ ETZ 250
69	Alexander MANN	5	1	2.96 miles	MZ TS 250

# BMCRC - MRO Championships 2023 - Rnd 3 @ Snetterton

## Illuminate Design 250MZ & Blue Haze GPF 2-Strokes

### RACE 15 - GRID (5 Laps)

ROW 9					25	102	Caleb WRIGHT	3:00.778					
ROW 8	24	38	Chris PETTET	2:45.707	23	11	Carl CRIPPS	2:45.435	22	56	Russell TURNER	2:45.422	
ROW 7		21	8	Rich ASKEW	2:41.868	20	565	Louis KERSHAW	2:40.616	19	7	John ASHMEAD	2:38.671
ROW 6	18	66	Graeme LEWIS	2:36.998	17	13	Gordon RYAN	2:31.888	16	75	Peter WOODALL	2:30.459	
ROW 5		15	96	Chris KENT	2:25.506	14	85	Andrew WALES	2:24.365	13	69	Alexander MANN	2:23.962
ROW 4													
ROW 3		9	47	Roy ALDERSLADE		8	110	Mark HAIGH		7	42	Martin PEARSON	
ROW 2	6	73	Colvin TURNER	2:21.041	5	26	Damian LEE	2:19.296	4	39	Robert KEOGH	2:18.832	
ROW 1		3	28	Liam McCARTER	2:15.528	2	18	David BALL	2:15.155	1	22	Rik BALLERINI	2:15.047
												<b>Pole</b>	

Snetterton 300: 2.9689 miles

These results are provisional until the conclusion of any judicial and technical matters.

Clerk Of Course :	Stewards :	Timekeeper : Richard Evans
-------------------	------------	----------------------------

Results can be found at [www.tsl-timing.com](http://www.tsl-timing.com)

Printed - 12:01 Sunday, 07 May 2023



# BMCRC - MRO Championships 2023 - Rnd 3 @ Snetterton

## Illuminate Design 250MZ & Blue Haze GPF 2-Stroke

### RACE 15 - CLASSIFICATION

POS	NO	CL	PIC NAME	ENTRY	LAPS	TIME	GAP	DIFF	MPH	BEST	ON
1	22	GPF	1 Rik BALLERINI	Yamaha TZR 250 - SCLS LTD, CAMBRIDGE MC, G	5	11:21.445			78.42	2:14.768	2
2	18	GPF	2 David BALL	Yamaha TZR250F3 - Gardiner Page and Roe pensic	5	11:32.333	10.888	10.888	77.18	2:16.611	5
3	28	GPF	3 Liam McCARTER	Yamaha TZR - Katie McCarter	5	11:32.971	11.526	0.638	77.11	2:16.645	5
4	26	GPF	4 Damian LEE	Yamaha TZR 250 - Leed Autos	5	11:53.955	32.510	20.984	74.85	2:21.354	2
5	73	GPF	5 Calvin TURNER	Yamaha TZR 250 -	5	12:18.314	56.869	24.359	72.38	2:25.170	2
6	69	MZ	1 Alexander MANN	MZ TS 250 - HS RACING	5	12:35.665	1:14.220	17.351	70.71	2:23.413	5
7	85	MZ	2 Andrew WALES	MZ ETZ 250 - Illuminated Design LTD	5	12:35.848	1:14.403	0.183	70.70	2:22.899	5
8	96	MZ	3 Chris KENT	MZ ETZ 250 -	5	12:56.096	1:34.651	20.248	68.85	2:25.717	2
9	7	MZ	4 John ASHMEAD	MZ ETZ 250 -	5	13:33.314	2:11.869	37.218	65.70	2:34.179	2
10	66	MZ	5 Graeme LEWIS	MZ ETZ 250 - DND Racing Components Eng	5	13:49.890	2:28.445	16.576	64.39	2:37.623	2
11	11	MZ	6 Carl CRIPPS	MZ ETZ 250 -	4	11:30.406	1 Lap	1 Lap	61.92	2:42.266	4
12	56	MZ	7 Russell TURNER	MZ ETZ 250 - TT Racing	4	11:31.800	1 Lap	1.394	61.79	2:42.028	3
13	38	MZ	8 Chris PETTET	MZ ETZ 250 -	4	11:46.130	1 Lap	14.330	60.54	2:46.820	2
14	8	MZ	9 Rich ASKEW	MZ ETZ 250 - L+R construction	4	11:46.808	1 Lap	0.678	60.48	2:41.867	2
15	102	MZ	10 Caleb WRIGHT	MZ ETZ 250 - Clover Investments	4	12:32.872	1 Lap	46.064	56.78	2:57.716	3

#### NOT CLASSIFIED

DNF	47	GPF	Roy ALDERSLADE	Yamaha TZR 250 -	3	7:31.407	2 Laps	1 Lap	71.03	2:27.195	2
DNF	565	MZ	Louis KERSHAW	MZ ETZ 250 - Walkers Campers	3	7:58.062	2 Laps	26.655	67.07	2:27.251	3
DNF	13	MZ	Gordon RYAN	MZ ETZ 250 - Prism Work Psychology	1	3:07.746	4 Laps	2 Laps	56.92		
DNF	75	MZ	Peter WOODALL	MZ ETZ 250 - Online Lubricants	0						

#### FASTEST LAP

22	GPF	Rik BALLERINI	Yamaha TZR 250 - SCLS LTD, CAMBRIDGE MC, G	2	2:14.768	79.30 mph	127.63 kph
85	MZ	Andrew WALES	MZ ETZ 250 - Illuminated Design LTD	5	2:22.899	74.79 mph	120.37 kph

Class GPF - 92.5% of Race Speed = 72.53 mph

Class MZ - 92.5% of Race Speed = 65.40 mph

Weather / Track : Sunny / Dry

These results are provisional until the conclusion of any judicial and technical matters.

Race Distance: 5 Laps / 14.84 miles

Snetterton 300: 2.9689 miles

Date: 07/05/2023 Start: 15:42 Finish: 15:54

Clerk Of Course :	Stewards :	Timekeeper : Richard Evans
-------------------	------------	----------------------------

Results can be found at [www.tsl-timing.com](http://www.tsl-timing.com)

Printed - 15:56 Sunday, 07 May 2023



# BMCRC - MRO Championships 2023 - Rnd 3 @ Snetterton

## Illuminate Design 250MZ & Blue Haze GPF 2-Strokes

### RACE 15 - LAP CHART

#### LAP 1 @ 15:45:03.855

NO	BEHIND	LAP TIME
22		2:20.010
18	2.650	2:22.660
28	3.147	2:23.157
26	6.822	2:26.832
73	8.817	2:28.827
47	13.807	2:33.817
85	38.124	2:58.134
69	38.208	2:58.218
96	40.102	3:00.112
565	42.939	3:02.949
13	47.736	3:07.746
7	48.443	3:08.453
66	51.370	3:11.380
8	54.896	3:14.906
38	59.590	3:19.600
11	1:00.469	3:20.479
56	1:00.565	3:20.575
102	1:17.955	3:37.965

#### LAP 2 @ 15:47:18.623

NO	BEHIND	LAP TIME
22		2:14.768
18	6.035	2:18.153
28	6.412	2:18.033
26	13.408	2:21.354
73	19.219	2:25.170
47	26.234	2:27.195
69	48.468	2:25.028
85	48.550	2:25.194
96	51.051	2:25.717
565	56.033	2:27.862
7	1:07.854	2:34.179
66	1:14.225	2:37.623
8	1:21.995	2:41.867
11	1:30.003	2:44.302
38	1:31.642	2:46.820
56	1:32.399	2:46.602
102	2:01.917	2:58.730

#### LAP 3 @ 15:49:33.576

NO	BEHIND	LAP TIME
22		2:14.953
18	8.692	2:17.610
28	9.657	2:18.198
26	20.265	2:21.810
73	32.103	2:27.837
47	41.676	2:30.395
69	58.235	2:24.720
85	58.498	2:24.901
96	1:05.209	2:29.111
565	1:08.331	2:27.251
7	1:28.106	2:35.205
66	1:38.416	2:39.144
11	1:58.409	2:43.359
8	1:59.349	2:52.307
56	1:59.474	2:42.028
38	2:03.825	2:47.136

#### LAP 4 @ 15:51:49.005

NO	BEHIND	LAP TIME
22		2:15.429

18	10.562	2:17.299
28	11.166	2:16.938
26	27.252	2:22.416
102	1 Lap	2:57.716
73	44.584	2:27.910
69	1:07.092	2:24.286
85	1:07.789	2:24.720
96	1:19.255	2:29.475
7	1:49.972	2:37.295
66	2:03.644	2:40.657

#### LAP 5 @ 15:54:05.290

NO	BEHIND	LAP TIME
22		2:16.285
11	1 Lap	2:42.266
56	1 Lap	2:42.595
18	10.888	2:16.611
28	11.526	2:16.645
38	1 Lap	2:52.574
8	1 Lap	2:57.728
26	32.510	2:21.543
73	56.869	2:28.570
102	1 Lap	2:58.461
69	1:14.220	2:23.413
85	1:14.403	2:22.899
96	1:34.651	2:31.681
7	2:11.869	2:38.182
66	2:28.445	2:41.086

# BMCRC - MRO Championships 2023 - Rnd 3 @ Snetterton

## Illuminate Design 250MZ & Blue Haze GPF 2-Strokes

### RACE 15 - POSITION CHART

No	Name	Lap Pos	Lap				
			1	2	3	4	5
22	BALLERINI	1	22	22	22	22	22
18	BALL	2	18	18	18	18	18
28	McCARTER	3	28	28	28	28	28
26	LEE	4	26	26	26	26	26
73	TURNER	5	73	73	73	73	73
47	ALDERSLADE	6	47	47	47	69	69
69	MANN	7	85	69	69	85	85
85	WALES	8	69	85	85	96	96
96	KENT	9	96	96	96	7	7
75	WOODALL	10	565	565	565	66	66
13	RYAN	11	13	7	7	11	
66	LEWIS	12	7	66	66	56	
7	ASHMEAD	13	66	8	11	38	
565	KERSHAW	14	8	11	8	8	
8	ASKEW	15	38	38	56	102	
56	TURNER	16	11	56	38		
11	CRIPPS	17	56	102	102		
38	PETTET	18	102				
102	WRIGHT	19					



# BMCRC - MRO Championships 2023 - Rnd 3 @ Snetterton

## Illuminate Design 250MZ & Blue Haze GPF 2-Stroke

### RACE 15 - SECTOR ANALYSIS



SECTOR 1 = FL to I1, SECTOR 2 = I1 to FL, DIFF = Difference To Personal Best Lap, P = Crossed Finish Line in Pit Lane, D = Time Disallowed

P1 22 GPF Rik BALLERINI		Yamaha TZR 250 - SCLS LTD, CAMBRIDGE MC, GECKO RAC				
IDEAL LAP TIME : 2:14.761		BEST LAP TIME : 2:14.768		DIFFERENCE : 0.007		
LAP	SECTOR 1	SECTOR 2	LAP TIME	MPH	DIFF	TIME OF DAY
1 -		45.043	2:20.010	76.33	5.242	15:45:03.855
2 -	1:29.934	<b>44.834</b>	<b>2:14.768 (1)</b>	<b>79.30</b>		<b>15:47:18.623</b>
3 -	<b>1:29.927</b>	45.026	2:14.953 (2)	79.19	0.185	15:49:33.576
4 -	1:30.241	45.188	2:15.429 (3)	78.92	0.661	15:51:49.005
5 -	1:30.709	45.576	2:16.285	78.42	1.517	15:54:05.290

P2 18 GPF David BALL		Yamaha TZR250F3 - Gardiner Page and Roe pension consultan				
IDEAL LAP TIME : 2:16.611		BEST LAP TIME : 2:16.611		DIFFERENCE : 0.000		
LAP	SECTOR 1	SECTOR 2	LAP TIME	MPH	DIFF	TIME OF DAY
1 -		45.967	2:22.660	74.91	6.049	15:45:06.505
2 -	1:31.976	46.177	2:18.153	77.36	1.542	15:47:24.658
3 -	1:32.051	45.559	2:17.610 (3)	77.66	0.999	15:49:42.268
4 -	1:31.727	45.572	2:17.299 (2)	77.84	0.688	15:51:59.567
5 -	<b>1:31.233</b>	<b>45.378</b>	<b>2:16.611 (1)</b>	<b>78.23</b>		<b>15:54:16.178</b>

P3 28 GPF Liam McCARTER		Yamaha TZR - Katie McCarter				
IDEAL LAP TIME : 2:16.645		BEST LAP TIME : 2:16.645		DIFFERENCE : 0.000		
LAP	SECTOR 1	SECTOR 2	LAP TIME	MPH	DIFF	TIME OF DAY
1 -		45.878	2:23.157	74.65	6.512	15:45:07.002
2 -	1:31.952	46.081	2:18.033 (3)	77.43	1.388	15:47:25.035
3 -	1:32.008	46.190	2:18.198	77.33	1.553	15:49:43.233
4 -	1:31.490	45.448	2:16.938 (2)	78.05	0.293	15:52:00.171
5 -	<b>1:31.276</b>	<b>45.369</b>	<b>2:16.645 (1)</b>	<b>78.21</b>		<b>15:54:16.816</b>

P4 26 GPF Damian LEE		Yamaha TZR 250 - Leed Autos				
IDEAL LAP TIME : 2:21.354		BEST LAP TIME : 2:21.354		DIFFERENCE : 0.000		
LAP	SECTOR 1	SECTOR 2	LAP TIME	MPH	DIFF	TIME OF DAY
1 -		47.350	2:26.832	72.79	5.478	15:45:10.677
2 -	<b>1:34.333</b>	<b>47.021</b>	<b>2:21.354 (1)</b>	<b>75.61</b>		<b>15:47:32.031</b>
3 -	1:34.389	47.421	2:21.810 (3)	75.36	0.456	15:49:53.841
4 -	1:34.731	47.685	2:22.416	75.04	1.062	15:52:16.257
5 -	1:34.414	47.129	2:21.543 (2)	75.51	0.189	15:54:37.800

P5 73 GPF Colvin TURNER		Yamaha TZR 250 -				
IDEAL LAP TIME : 2:24.285		BEST LAP TIME : 2:25.170		DIFFERENCE : 0.885		
LAP	SECTOR 1	SECTOR 2	LAP TIME	MPH	DIFF	TIME OF DAY
1 -		<b>48.336</b>	2:28.827	71.81	3.657	15:45:12.672
2 -	<b>1:35.949</b>	49.221	<b>2:25.170 (1)</b>	<b>73.62</b>		<b>15:47:37.842</b>
3 -	1:37.941	49.896	2:27.837 (2)	72.29	2.667	15:50:05.679
4 -	1:38.151	49.759	2:27.910 (3)	72.26	2.740	15:52:33.589
5 -	1:39.060	49.510	2:28.570	71.93	3.400	15:55:02.159

P6 69 MZ Alexander MANN		MZ TS 250 - HS RACING				
IDEAL LAP TIME : 2:23.413		BEST LAP TIME : 2:23.413		DIFFERENCE : 0.000		
LAP	SECTOR 1	SECTOR 2	LAP TIME	MPH	DIFF	TIME OF DAY
1 -		47.685	2:58.218	59.97	34.805	15:45:42.063
2 -	1:37.129	47.899	2:25.028	73.69	1.615	15:48:07.091
3 -	1:37.161	47.559	2:24.720 (3)	73.85	1.307	15:50:31.811
4 -	1:37.028	47.258	2:24.286 (2)	74.07	0.873	15:52:56.097
5 -	<b>1:36.426</b>	<b>46.987</b>	<b>2:23.413 (1)</b>	<b>74.52</b>		<b>15:55:19.510</b>

# BMCRC - MRO Championships 2023 - Rnd 3 @ Snetterton

## Illuminate Design 250MZ & Blue Haze GPF 2-Stroke

### RACE 15 - SECTOR ANALYSIS



SECTOR 1 = FL to I1, SECTOR 2 = I1 to FL, DIFF = Difference To Personal Best Lap, P = Crossed Finish Line in Pit Lane, D = Time Disallowed

P7 85 MZ Andrew WALES		MZ ETZ 250 - Illuminated Design LTD				
IDEAL LAP TIME : 2:22.899		BEST LAP TIME : 2:22.899		DIFFERENCE : 0.000		
LAP	SECTOR 1	SECTOR 2	LAP TIME	MPH	DIFF	TIME OF DAY
1 -		48.345	2:58.134	59.99	35.235	15:45:41.979
2 -	1:37.234	47.960	2:25.194	73.61	2.295	15:48:07.173
3 -	1:36.931	47.970	2:24.901 (3)	73.76	2.002	15:50:32.074
4 -	1:36.935	47.785	2:24.720 (2)	73.85	1.821	15:52:56.794
5 -	<b>1:36.144</b>	<b>46.755</b>	<b>2:22.899 (1)</b>	<b>74.79</b>		<b>15:55:19.693</b>

P8 96 MZ Chris KENT		MZ ETZ 250 -				
IDEAL LAP TIME : 2:25.717		BEST LAP TIME : 2:25.717		DIFFERENCE : 0.000		
LAP	SECTOR 1	SECTOR 2	LAP TIME	MPH	DIFF	TIME OF DAY
1 -		48.601	3:00.112	59.34	34.395	15:45:43.957
2 -	<b>1:37.263</b>	<b>48.454</b>	<b>2:25.717 (1)</b>	<b>73.34</b>		<b>15:48:09.674</b>
3 -	1:38.963	50.148	2:29.111 (2)	71.67	3.394	15:50:38.785
4 -	1:39.540	49.935	2:29.475 (3)	71.50	3.758	15:53:08.260
5 -	1:41.050	50.631	2:31.681	70.46	5.964	15:55:39.941

P9 7 MZ John ASHMEAD		MZ ETZ 250 -				
IDEAL LAP TIME : 2:34.179		BEST LAP TIME : 2:34.179		DIFFERENCE : 0.000		
LAP	SECTOR 1	SECTOR 2	LAP TIME	MPH	DIFF	TIME OF DAY
1 -		52.465	3:08.453	56.71	34.274	15:45:52.298
2 -	<b>1:43.164</b>	<b>51.015</b>	<b>2:34.179 (1)</b>	<b>69.32</b>		<b>15:48:26.477</b>
3 -	1:44.106	51.099	2:35.205 (2)	68.86	1.026	15:51:01.682
4 -	1:45.225	52.070	2:37.295 (3)	67.94	3.116	15:53:38.977
5 -	1:46.132	52.050	2:38.182	67.56	4.003	15:56:17.159

P10 66 MZ Graeme LEWIS		MZ ETZ 250 - DND Racing Components Eng				
IDEAL LAP TIME : 2:37.601		BEST LAP TIME : 2:37.623		DIFFERENCE : 0.022		
LAP	SECTOR 1	SECTOR 2	LAP TIME	MPH	DIFF	TIME OF DAY
1 -		<b>51.889</b>	3:11.380	55.84	33.757	15:45:55.225
2 -	<b>1:45.712</b>	51.911	<b>2:37.623 (1)</b>	<b>67.80</b>		<b>15:48:32.848</b>
3 -	1:46.616	52.528	2:39.144 (2)	67.15	1.521	15:51:11.992
4 -	1:48.063	52.594	2:40.657 (3)	66.52	3.034	15:53:52.649
5 -	1:47.791	53.295	2:41.086	66.35	3.463	15:56:33.735

P11 11 MZ Carl CRIPPS		MZ ETZ 250 -				
IDEAL LAP TIME : 2:42.266		BEST LAP TIME : 2:42.266		DIFFERENCE : 0.000		
LAP	SECTOR 1	SECTOR 2	LAP TIME	MPH	DIFF	TIME OF DAY
1 -		55.622	3:20.479	53.31	38.213	15:46:04.324
2 -	1:48.857	55.445	2:44.302 (3)	65.05	2.036	15:48:48.626
3 -	1:48.543	54.816	2:43.359 (2)	65.42	1.093	15:51:31.985
4 -	<b>1:48.216</b>	<b>54.050</b>	<b>2:42.266 (1)</b>	<b>65.86</b>		<b>15:54:14.251</b>

P12 56 MZ Russell TURNER		MZ ETZ 250 - TT Racing				
IDEAL LAP TIME : 2:41.977		BEST LAP TIME : 2:42.028		DIFFERENCE : 0.051		
LAP	SECTOR 1	SECTOR 2	LAP TIME	MPH	DIFF	TIME OF DAY
1 -		55.670	3:20.575	53.28	38.547	15:46:04.420
2 -	1:50.653	55.949	2:46.602 (3)	64.15	4.574	15:48:51.022
3 -	1:47.594	<b>54.434</b>	<b>2:42.028 (1)</b>	<b>65.96</b>		<b>15:51:33.050</b>
4 -	<b>1:47.543</b>	55.052	2:42.595 (2)	65.73	0.567	15:54:15.645

# BMCRC - MRO Championships 2023 - Rnd 3 @ Snetterton

## Illuminate Design 250MZ & Blue Haze GPF 2-Stroke

### RACE 15 - SECTOR ANALYSIS



SECTOR 1 = FL to I1, SECTOR 2 = I1 to FL, DIFF = Difference To Personal Best Lap, P = Crossed Finish Line in Pit Lane, D = Time Disallowed

LAP	SECTOR 1	SECTOR 2	LAP TIME	MPH	DIFF	TIME OF DAY
<b>P13 38 MZ Chris PETTET</b> MZ ETZ 250 -						
IDEAL LAP TIME : 2:45.646		BEST LAP TIME : 2:46.820		DIFFERENCE : 1.174		
1 -		<b>54.999</b>	3:19.600	53.54	32.780	15:46:03.445
2 -	<b>1:50.647</b>	56.173	<b>2:46.820 (1)</b>	<b>64.06</b>		<b>15:48:50.265</b>
3 -	1:51.230	55.906	2:47.136 (2)	63.94	0.316	15:51:37.401
4 -	1:54.231	58.343	2:52.574 (3)	61.93	5.754	15:54:29.975
<b>P14 8 MZ Rich ASKEW</b> MZ ETZ 250 - L+R construction						
IDEAL LAP TIME : 2:41.416		BEST LAP TIME : 2:41.867		DIFFERENCE : 0.451		
1 -		<b>53.395</b>	3:14.906	54.83	33.039	15:45:58.751
2 -	<b>1:48.021</b>	53.846	<b>2:41.867 (1)</b>	<b>66.03</b>		<b>15:48:40.618</b>
3 -	1:51.825	1:00.482	2:52.307 (2)	62.02	10.440	15:51:32.925
4 -	1:58.559	59.169	2:57.728 (3)	60.13	15.861	15:54:30.653
<b>P15 102 MZ Caleb WRIGHT</b> MZ ETZ 250 - Clover Investments						
IDEAL LAP TIME : 2:56.957		BEST LAP TIME : 2:57.716		DIFFERENCE : 0.759		
1 -		1:00.428	3:37.965	49.03	40.249	15:46:21.810
2 -	1:58.895	59.835	2:58.730 (3)	59.80	1.014	15:49:20.540
3 -	<b>1:57.896</b>	59.820	<b>2:57.716 (1)</b>	<b>60.14</b>		<b>15:52:18.256</b>
4 -	1:59.400	<b>59.061</b>	2:58.461 (2)	59.89	0.745	15:55:16.717
<b>P16 47 GPF Roy ALDERSLADE</b> Yamaha TZR 250 -						
IDEAL LAP TIME : 2:26.886		BEST LAP TIME : 2:27.195		DIFFERENCE : 0.309		
1 -		<b>49.461</b>	2:33.817	69.48	6.622	15:45:17.662
2 -	<b>1:37.425</b>	49.770	<b>2:27.195 (1)</b>	<b>72.61</b>		<b>15:47:44.857</b>
3 -	1:39.534	50.861	2:30.395 (2)	71.06	3.200	15:50:15.252
<b>P17 565 MZ Louis KERSHAW</b> MZ ETZ 250 - Walkers Campers						
IDEAL LAP TIME : 2:27.251		BEST LAP TIME : 2:27.251		DIFFERENCE : 0.000		
1 -		49.621	3:02.949	58.42	35.698	15:45:46.794
2 -	1:38.602	49.260	2:27.862 (2)	72.28	0.611	15:48:14.656
3 -	<b>1:38.216</b>	<b>49.035</b>	<b>2:27.251 (1)</b>	<b>72.58</b>		<b>15:50:41.907</b>
<b>P18 13 MZ Gordon RYAN</b> MZ ETZ 250 - Prism Work Psychology						
IDEAL LAP TIME :		BEST LAP TIME :		DIFFERENCE :		
1 -		<b>52.270</b>	3:07.746	56.92		15:45:51.591

# BMCRC - MRO Championships 2023 - Rnd 3 @ Snetterton

## Illuminate Design 250MZ & Blue Haze GPF 2-Strokes

### RACE 15 - BEST SECTORS

SECTOR 1			SECTOR 2			IDEAL / BEST COMPARISON						
POS	NO	NAME	TIME	NO	NAME	TIME	POS	NO	NAME	IDEAL	BEST	DIFF
									<b>PERFECT LAP</b>	<b>2:14.761</b>		
1	22	BALLERINI	1:29.927	22	BALLERINI	44.834	1	22	BALLERINI	2:14.761	2:14.768	0.007
2	18	BALL	1:31.233	28	McCARTER	45.369	2	18	BALL	2:16.611	2:16.611	0.000
3	28	McCARTER	1:31.276	18	BALL	45.378	3	28	McCARTER	2:16.645	2:16.645	0.000
4	26	LEE	1:34.333	85	WALES	46.755	4	26	LEE	2:21.354	2:21.354	0.000
5	73	TURNER	1:35.949	69	MANN	46.987	5	85	WALES	2:22.899	2:22.899	0.000
6	85	WALES	1:36.144	26	LEE	47.021	6	69	MANN	2:23.413	2:23.413	0.000
7	69	MANN	1:36.426	73	TURNER	48.336	7	73	TURNER	2:24.285	2:25.170	0.885
8	96	KENT	1:37.263	96	KENT	48.454	8	96	KENT	2:25.717	2:25.717	0.000
9	47	ALDERSLADE	1:37.425	565	KERSHAW	49.035	9	47	ALDERSLADE	2:26.886	2:27.195	0.309
10	565	KERSHAW	1:38.216	47	ALDERSLADE	49.461	10	565	KERSHAW	2:27.251	2:27.251	0.000
11	7	ASHMEAD	1:43.164	7	ASHMEAD	51.015	11	7	ASHMEAD	2:34.179	2:34.179	0.000
12	66	LEWIS	1:45.712	66	LEWIS	51.889	12	66	LEWIS	2:37.601	2:37.623	0.022
13	56	TURNER	1:47.543	13	RYAN	52.270	13	8	ASKEW	2:41.416	2:41.867	0.451
14	8	ASKEW	1:48.021	8	ASKEW	53.395	14	56	TURNER	2:41.977	2:42.028	0.051
15	11	CRIPPS	1:48.216	11	CRIPPS	54.050	15	11	CRIPPS	2:42.266	2:42.266	0.000
16	38	PETTET	1:50.647	56	TURNER	54.434	16	38	PETTET	2:45.646	2:46.820	1.174
17	102	WRIGHT	1:57.896	38	PETTET	54.999	17	102	WRIGHT	2:56.957	2:57.716	0.759
18				102	WRIGHT	59.061	18	13	RYAN			
19												

# BMCRC - MRO Championships 2023 - Rnd 3 @ Snetterton

## Illuminate Design 250MZ & Blue Haze GPF 2-Stroke

### RACE 15 - STATISTICS

**Competitors Started** 19  
**Planned Start** 2023-05-07 @ 15:30:00.000  
**Actual Start** 2023-05-07 @ 15:42:43.844  
**Finish Time** 2023-05-07 @ 15:54:05.289  
**Track Length** 2.9689mi.  
**Total Laps** 77  
**Total Distance Covered** 228.6061mi.

#### Session Fastest Lap History

NO	CL	NAME	LAP TIME	TIME OF DAY	LAP	VEHICLE
22	GPF	Rik BALLERINI	2:14.768	15:47:18.627	2	Yamaha TZR 250

#### Session Leader History

NO	CL	NAME	FROM LAP	LAPS LED	DISTANCE	VEHICLE
22	GPF	Rik BALLERINI	1	5	14.84 miles	Yamaha TZR 250

#### Flag History

TYPE	TIME OF DAY
GREEN	15:42:43.844
FINISH	15:54:05.289

#### Flag Statistics

TYPE	COUNT	TOTAL LAPS	TOTAL TIME
Green	1	5	13:55.099
Red	0	0	0.000
Safety Car	0	0	0.000
FCY	0	0	0.000

# BMCRC - MRO Championships 2023 - Rnd 3 @ Snetterton

## Illuminate Design 250MZ & Blue Haze GPF 2-Stroke

### RACE 15 - STATISTICS

**CLASS : GPF**

6 Starters

#### Fastest Lap History

NO	NAME	LAP TIME	TIME OF DAY	LAP	VEHICLE
22	Rik BALLERINI	2:14.768	15:47:18.627	2	Yamaha TZR 250

#### Leader History

NO	NAME	FROM LAP	LAPS LED	DISTANCE	VEHICLE
22	Rik BALLERINI	1	5	14.84 miles	Yamaha TZR 250

# BMCRC - MRO Championships 2023 - Rnd 3 @ Snetterton

## Illuminate Design 250MZ & Blue Haze GPF 2-Stroke

### RACE 15 - STATISTICS

CLASS : MZ

13 Starters

#### Fastest Lap History

NO	NAME	LAP TIME	TIME OF DAY	LAP	VEHICLE
69	Alexander MANN	<b>2:25.028</b>	15:48:07.118	2	MZ TS 250
69	Alexander MANN	<b>2:24.720</b>	15:50:31.839	3	MZ TS 250
69	Alexander MANN	<b>2:24.286</b>	15:52:56.125	4	MZ TS 250
69	Alexander MANN	<b>2:23.413</b>	15:55:19.537	5	MZ TS 250
85	Andrew WALES	<b>2:22.899</b>	15:55:19.718	5	MZ ETZ 250

#### Leader History

NO	NAME	FROM LAP	LAPS LED	DISTANCE	VEHICLE
85	Andrew WALES	1	1	2.96 miles	MZ ETZ 250
69	Alexander MANN	2	4	11.87 miles	MZ TS 250

**DART**  
MOTORSPORT

**Helix**  
Homes

**GF RACING UK** 



**INTA**  
MOTORCYCLE SERVICES LTD

# BMCRC FORMULA 400 & INTA MOTORCYCLES BLUE HAZE GP



**BMCRC-MRO Championships - Round 3**

**Snetterton 300**

**6<sup>th</sup> / 7<sup>th</sup> May 2023**



Timing & Results Provided by Timing Solutions Ltd

[www.tsl-timing.com](http://www.tsl-timing.com)

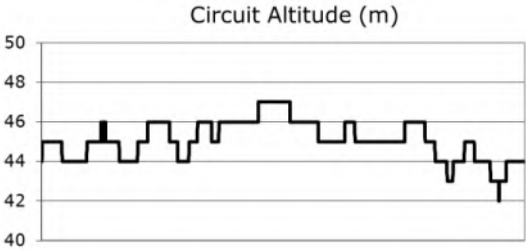
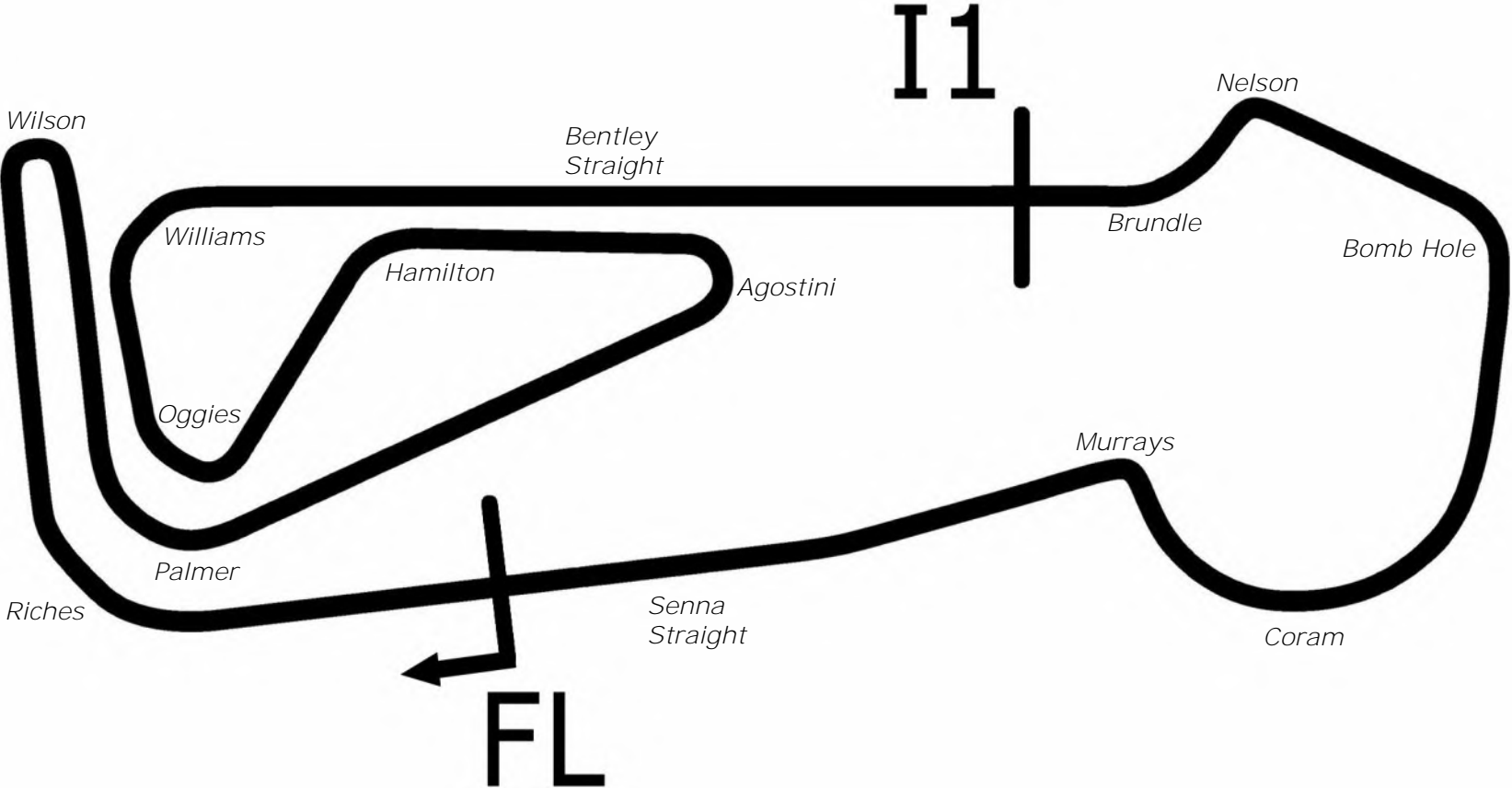


# Snetterton 300



SPORTS TIMING

TIMING SOLUTIONS LTD



Length	2.9689 miles	4778.0 m	
FL		52.46340 N	0.94476 E
I1	3198m	52.46617 N	0.94964 E
Pit Entry	4572m	52.46364 N	0.94774 E
Pit Exit	40m after FL	52.46338 N	0.94420 E
Pit Entry-Pit Exit 246m, 17.7s @50kph, 14.7s @60kph			

## BMCRC - MRO Championships 2023 - Rnd 3 @ Snetterton

### BMCRC Formula 400 & INTA Motorcycles Blue Haze GP 2-Stroke

#### QUALIFYING - CLASSIFICATION

POS	NO	CL	PIC NAME	ENTRY	TIME	ON	LAPS	GAP	DIFF	MPH
1	8	GP	1 Phil ATKINSON	Yamaha TZ350 - ROSE MOT/Q Oil Treatments	2:11.012	3	5			81.58
2	5	GP	2 John LEA	Yamaha TZ 250 - P G & J Lea Plumbing & heating	2:11.187	4	5	0.175	0.175	81.47
3	151	S	1 Nick SMITH	Kawasaki ZXR400 - Hi-Precision Engineering Ltd	2:15.015	4	4	4.003	3.828	79.16
4	13	GP	3 Doug EDMONDSON	Yamaha TZ 250 - Stan Stephens Tuning	2:15.377	3	4	4.365	0.362	78.95
5	771	S	2 Maximus HARDY	Kawasaki NINJA 400 - DAD	2:15.831	4	4	4.819	0.454	78.68
6	25	M	1 Haydon SMITH	Kawasaki ZXR400 - Hi-Precision Engineering Ltd	2:15.996	4	4	4.984	0.165	78.59
7	16	S	3 Alan MAJOR	Kawasaki ZXR400 - Major Performance Developments	2:17.472	4	4	6.460	1.476	77.74
8	39	S	4 Aaron MONK	Kawasaki NINJA 400 - flyaspitfire.co.uk	2:18.472	5	5	7.460	1.000	77.18
9	65	M	2 Andrew MOXON	Aprilia RS 250 - Vanguard motorsport Uckfield + DART	2:19.310	4	4	8.298	0.838	76.72
10	115	S/R	1 Jake DONKERSLEY	Honda VFR400 NC30 -	2:19.545	4	4	8.533	0.235	76.59
11	23	S	5 Joe ELLIS	Kawasaki EX 400 - Jpr	2:19.938	4	4	8.926	0.393	76.37
12	3	GP	4 Tom BARRETT	Honda RS250 -	2:20.103	3	4	9.091	0.165	76.28
13	9	S	6 William GRANT	Kawasaki NINJA 400 - Allspeeds Motorcycles	2:23.595	3	4	12.583	3.492	74.43
14	95	S	7 Greg MARSHALL	Kawasaki NINJA 400 - EBCBrakes ,HELPerformance, F	2:23.833	4	4	12.821	0.238	74.30
15	110*	S	8 Mark HAIGH	Aprilia RS250 - Chesterfield CarClinic/The Tuning Work	2:24.074	4	4	13.062	0.241	74.18
16	170	M	3 Andrew BURSCOUGH	Yamaha YPVS 350 - Mad biker designs/Martitanium	2:24.872	4	4	13.860	0.798	73.77
17	199	GP	5 Michael FROST	Yamaha TZ250 4DP -	2:25.462	4	4	14.450	0.590	73.47
18	24	S	9 Harley GODZISZ	Honda NC30 - SonicRacing.co.uk	2:28.052	4	4	17.040	2.590	72.19
19	99	S	10 Jack WOLFF	Kawasaki NINJA 300 - Nym Technologies Racing	2:28.240	4	4	17.228	0.188	72.09
20	101		1 Francesco ROSSATO	Kawasaki ZXR400 -	2:28.414	4	4	17.402	0.174	72.01
21	7	GP	6 Roy DEWHURST	Kawasaki ZXR 400 - Dawn	2:28.625	4	4	17.613	0.211	71.91
22	10	S	11 Mike BRUNSDON	Kawasaki NINJA 400 - Parts Europe	2:28.728	4	4	17.716	0.103	71.86
23	57	S	12 John WILTON	Kawasaki ZXR400 -	2:29.252	4	4	18.240	0.524	71.61
24	56	M	4 Phil MARSH	Kawasaki ZXR400 - IMP Racing / CapsuleAI	2:29.768	4	4	18.756	0.516	71.36
25	97*	S	13 Nicholas TAIG	Honda VFR400 NC30 - RST, Bell Helmets UK	2:33.630	4	4	22.618	3.862	69.57
26	88	S	14 Florentin STANCIU	Kawasaki ZXR400 -	2:35.452	2	4	24.440	1.822	68.75
27	17	S	15 Lucian Silviu SINCA	Kawasaki ZXR400 -	2:40.612	2	4	29.600	5.160	66.54
28	17	R	1 Freddie BATE	Kawasaki NINJA 300 - hartjay	2:43.750	2	4	32.738	3.138	65.27
29	89	M	5 Phil ZANUTTO	Kawasaki ZXR400 -	2:45.890	2	4	34.878	2.140	64.42
30	72	S	16 Samuel MUNSON	Kawazaki NINJA 400 - Studio Creative Services			0			

#56 - No working transponder, please fix for racing.

#110 - Poor transponder signal, please move to a more suitable location.

Weather / Track : Cloudy / Dry

These results are provisional until the conclusion of any judicial and technical matters.

Snetterton 300: 2.9689 miles

Date: 06/05/2023 Start: 11:11 Finish: 11:21

Clerk Of Course :

Stewards :

Timekeeper : Richard Evans

Results can be found at [www.tsl-timing.com](http://www.tsl-timing.com)

Printed - 11:23 Saturday, 06 May 2023



# BMCRC - MRO Championships 2023 - Rnd 3 @ Snetterton

## BMCRC Formula 400 & INTA Motorcycles Blue Haze GP 2-Stroke

### QUALIFYING - SECTOR ANALYSIS



SECTOR 1 = FL to I1, SECTOR 2 = I1 to FL, DIFF = Difference To Personal Best Lap, P = Crossed Finish Line in Pit Lane, D = Time Disallowed

P1		8 GP		Phil ATKINSON		Yamaha TZ350 - ROSE MOT/Q Oil Treatments	
IDEAL LAP TIME : 2:11.000		BEST LAP TIME : 2:11.012		DIFFERENCE : 0.012			
LAP	SECTOR 1	SECTOR 2	LAP TIME	MPH	DIFF	TIME OF DAY	
1 -	1:38.750	45.566	2:24.316	74.06	13.304	11:13:54.543	
2 -	1:29.099	44.091	2:13.190	80.24	2.178	11:16:07.733	
3 -	<b>1:27.570</b>	43.442	<b>2:11.012 (1)</b>	<b>81.58</b>		<b>11:18:18.745</b>	
4 -	1:28.908	<b>43.430</b>	2:12.338 (2)	80.76	1.326	11:20:31.083	
5 -	1:28.464	44.468	2:12.932 (3)	80.40	1.920	11:22:44.015	

P2		5 GP		John LEA		Yamaha TZ 250 - P G & J Lea Plumbing & heating	
IDEAL LAP TIME : 2:11.187		BEST LAP TIME : 2:11.187		DIFFERENCE : 0.000			
LAP	SECTOR 1	SECTOR 2	LAP TIME	MPH	DIFF	TIME OF DAY	
1 -	1:34.899	45.794	2:20.693	75.96	9.506	11:13:54.371	
2 -	1:29.232	43.978	2:13.210 (3)	80.23	2.023	11:16:07.581	
3 -	1:28.307	43.428	2:11.735 (2)	81.13	0.548	11:18:19.316	
4 -	<b>1:28.264</b>	<b>42.923</b>	<b>2:11.187 (1)</b>	<b>81.47</b>		<b>11:20:30.503</b>	
5 -	1:28.619	44.657	2:13.276	80.19	2.089	11:22:43.779	

P3		151 S		Nick SMITH		Kawasaki ZXR400 - Hi-Precision Engineering Ltd	
IDEAL LAP TIME : 2:15.015		BEST LAP TIME : 2:15.015		DIFFERENCE : 0.000			
LAP	SECTOR 1	SECTOR 2	LAP TIME	MPH	DIFF	TIME OF DAY	
1 -	1:37.781	47.620	2:25.401	73.50	10.386	11:14:52.455	
2 -	1:34.331	48.907	2:23.238 (3)	74.61	8.223	11:17:15.693	
3 -	1:31.986	45.171	2:17.157 (2)	77.92	2.142	11:19:32.850	
4 -	<b>1:30.038</b>	<b>44.977</b>	<b>2:15.015 (1)</b>	<b>79.16</b>		<b>11:21:47.865</b>	

P4		13 GP		Doug EDMONDSON		Yamaha TZ 250 - Stan Stephens Tuning	
IDEAL LAP TIME : 2:14.701		BEST LAP TIME : 2:15.377		DIFFERENCE : 0.676			
LAP	SECTOR 1	SECTOR 2	LAP TIME	MPH	DIFF	TIME OF DAY	
1 -	1:37.236	46.185	2:23.421	74.52	8.044	11:13:54.349	
2 -	1:30.618	45.897	2:16.515 (2)	78.29	1.138	11:16:10.864	
3 -	1:29.724	45.653	<b>2:15.377 (1)</b>	<b>78.95</b>		<b>11:18:26.241</b>	
4 -	1:31.394	<b>45.434</b>	2:16.828 (3)	78.11	1.451	11:20:43.069	

P5		771 S		Maximus HARDY		Kawasaki NINJA 400 - DAD	
IDEAL LAP TIME : 2:15.831		BEST LAP TIME : 2:15.831		DIFFERENCE : 0.000			
LAP	SECTOR 1	SECTOR 2	LAP TIME	MPH	DIFF	TIME OF DAY	
1 -	1:43.247	48.814	2:32.061	70.28	16.230	11:14:34.754	
2 -	1:37.986	46.119	2:24.105 (3)	74.16	8.274	11:16:58.859	
3 -	1:33.707	44.975	2:18.682 (2)	77.06	2.851	11:19:17.541	
4 -	<b>1:31.372</b>	<b>44.459</b>	<b>2:15.831 (1)</b>	<b>78.68</b>		<b>11:21:33.372</b>	

P6		25 M		Haydon SMITH		Kawasaki ZXR400 - HI-Precision Engineering Ltd	
IDEAL LAP TIME : 2:15.996		BEST LAP TIME : 2:15.996		DIFFERENCE : 0.000			
LAP	SECTOR 1	SECTOR 2	LAP TIME	MPH	DIFF	TIME OF DAY	
1 -	1:41.217	49.416	2:30.633	70.95	14.637	11:14:52.447	
2 -	1:33.889	48.061	2:21.950 (3)	75.29	5.954	11:17:14.397	
3 -	1:34.466	46.192	2:20.658 (2)	75.98	4.662	11:19:35.055	
4 -	<b>1:30.645</b>	<b>45.351</b>	<b>2:15.996 (1)</b>	<b>78.59</b>		<b>11:21:51.051</b>	

P7		16 S		Alan MAJOR		Kawasaki ZXR400 - Major Performance Developments	
IDEAL LAP TIME : 2:17.472		BEST LAP TIME : 2:17.472		DIFFERENCE : 0.000			
LAP	SECTOR 1	SECTOR 2	LAP TIME	MPH	DIFF	TIME OF DAY	
1 -	1:47.531	50.920	2:38.451	67.45	20.979	11:14:37.262	
2 -	1:37.676	48.008	2:25.684 (3)	73.36	8.212	11:17:02.946	
3 -	1:33.397	46.040	2:19.437 (2)	76.65	1.965	11:19:22.383	
4 -	<b>1:32.177</b>	<b>45.295</b>	<b>2:17.472 (1)</b>	<b>77.74</b>		<b>11:21:39.855</b>	

# BMCRC - MRO Championships 2023 - Rnd 3 @ Snetterton

## BMCRC Formula 400 & INTA Motorcycles Blue Haze GP 2-Stroke

### QUALIFYING - SECTOR ANALYSIS



SECTOR 1 = FL to I1, SECTOR 2 = I1 to FL, DIFF = Difference To Personal Best Lap, P = Crossed Finish Line in Pit Lane, D = Time Disallowed

<b>P8 39 S</b>		<b>Aaron MONK</b>		Kawasaki NINJA 400 - flyaspitfire.co.uk		
IDEAL LAP TIME : 2:18.472		BEST LAP TIME : 2:18.472		DIFFERENCE : 0.000		
LAP	SECTOR 1	SECTOR 2	LAP TIME	MPH	DIFF	TIME OF DAY
1 -	1:38.703	47.564	2:26.267	73.07	7.795	11:13:58.088
2 -	1:32.737	46.256	2:18.993	76.89	0.521	11:16:17.081
3 -	1:32.739	46.062	2:18.801 (2)	77.00	0.329	11:18:35.882
4 -	1:32.737	46.094	2:18.831 (3)	76.98	0.359	11:20:54.713
5 -	<b>1:32.610</b>	<b>45.862</b>	<b>2:18.472 (1)</b>	<b>77.18</b>		<b>11:23:13.185</b>

<b>P9 65 M</b>		<b>Andrew MOXON</b>		Aprilia RS 250 - Vanguard motorsport Uckfield + DART Motorsport		
IDEAL LAP TIME : 2:19.310		BEST LAP TIME : 2:19.310		DIFFERENCE : 0.000		
LAP	SECTOR 1	SECTOR 2	LAP TIME	MPH	DIFF	TIME OF DAY
1 -	1:42.004	49.468	2:31.472	70.56	12.162	11:15:06.002
2 -	1:36.744	46.909	2:23.653 (3)	74.40	4.343	11:17:29.655
3 -	1:34.159	47.024	2:21.183 (2)	75.70	1.873	11:19:50.838
4 -	<b>1:32.549</b>	<b>46.761</b>	<b>2:19.310 (1)</b>	<b>76.72</b>		<b>11:22:10.148</b>

<b>P10 115 S/R</b>		<b>Jake DONKERSLEY</b>		Honda VFR400 NC30 -		
IDEAL LAP TIME : 2:19.545		BEST LAP TIME : 2:19.545		DIFFERENCE : 0.000		
LAP	SECTOR 1	SECTOR 2	LAP TIME	MPH	DIFF	TIME OF DAY
1 -	1:55.006	55.030	2:50.036	62.85	30.491	11:14:32.512
2 -	1:42.741	51.697	2:34.438 (3)	69.20	14.893	11:17:06.950
3 -	1:43.345	47.362	2:30.707 (2)	70.91	11.162	11:19:37.657
4 -	<b>1:32.894</b>	<b>46.651</b>	<b>2:19.545 (1)</b>	<b>76.59</b>		<b>11:21:57.202</b>

<b>P11 23 S</b>		<b>Joe ELLIS</b>		Kawasaki EX 400 - Jpr		
IDEAL LAP TIME : 2:19.595		BEST LAP TIME : 2:19.938		DIFFERENCE : 0.343		
LAP	SECTOR 1	SECTOR 2	LAP TIME	MPH	DIFF	TIME OF DAY
1 -	1:50.122	51.747	2:41.869	66.02	21.931	11:14:27.587
2 -	1:36.899	47.387	2:24.286 (3)	74.07	4.348	11:16:51.873
3 -	<b>1:33.834</b>	46.656	2:20.490 (2)	76.07	0.552	11:19:12.363
4 -	1:34.177	<b>45.761</b>	<b>2:19.938 (1)</b>	<b>76.37</b>		<b>11:21:32.301</b>

<b>P12 3 GP</b>		<b>Tom BARRETT</b>		Honda RS250 -		
IDEAL LAP TIME : 2:20.103		BEST LAP TIME : 2:20.103		DIFFERENCE : 0.000		
LAP	SECTOR 1	SECTOR 2	LAP TIME	MPH	DIFF	TIME OF DAY
1 -	1:51.183	48.959	2:40.142	66.74	20.039	11:14:21.461
2 -	1:34.585	48.930	2:23.515 (3)	74.47	3.412	11:16:44.976
3 -	<b>1:33.454</b>	<b>46.649</b>	<b>2:20.103 (1)</b>	<b>76.28</b>		<b>11:19:05.079</b>
4 -	1:34.529	47.393	2:21.922 (2)	75.30	1.819	11:21:27.001

<b>P13 9 S</b>		<b>William GRANT</b>		Kawasaki NINJA 400 - Allspeeds Motorcycles		
IDEAL LAP TIME : 2:23.595		BEST LAP TIME : 2:23.595		DIFFERENCE : 0.000		
LAP	SECTOR 1	SECTOR 2	LAP TIME	MPH	DIFF	TIME OF DAY
1 -	1:42.724	49.566	2:32.290	70.18	8.695	11:14:07.964
2 -	1:36.916	48.011	2:24.927 (3)	73.74	1.332	11:16:32.891
3 -	<b>1:35.976</b>	<b>47.619</b>	<b>2:23.595 (1)</b>	<b>74.43</b>		<b>11:18:56.486</b>
4 -	1:36.679	48.045	2:24.724 (2)	73.85	1.129	11:21:21.210

<b>P14 95 S</b>		<b>Greg MARSHALL</b>		Kawasaki NINJA 400 - EBCBrakes ,HELPerformance, R&G		
IDEAL LAP TIME : 2:23.833		BEST LAP TIME : 2:23.833		DIFFERENCE : 0.000		
LAP	SECTOR 1	SECTOR 2	LAP TIME	MPH	DIFF	TIME OF DAY
1 -	1:52.579	52.261	2:44.840	64.83	21.007	11:14:24.923
2 -	1:41.539	49.704	2:31.243 (3)	70.66	7.410	11:16:56.166
3 -	1:38.311	48.142	2:26.453 (2)	72.97	2.620	11:19:22.619
4 -	<b>1:36.336</b>	<b>47.497</b>	<b>2:23.833 (1)</b>	<b>74.30</b>		<b>11:21:46.452</b>

# BMCRC - MRO Championships 2023 - Rnd 3 @ Snetterton

## BMCRC Formula 400 & INTA Motorcycles Blue Haze GP 2-Stroke

### QUALIFYING - SECTOR ANALYSIS



SECTOR 1 = FL to I1, SECTOR 2 = I1 to FL, DIFF = Difference To Personal Best Lap, P = Crossed Finish Line in Pit Lane, D = Time Disallowed

P15		110 S		Mark HAIGH		Aprilia RS250 - Chesterfield CarClinic/The Tuning Works	
IDEAL LAP TIME : 2:24.074		BEST LAP TIME : 2:24.074		DIFFERENCE : 0.000			
LAP	SECTOR 1	SECTOR 2	LAP TIME	MPH	DIFF	TIME OF DAY	
1 -	1:56.601	54.797	2:51.398	62.35	27.324	11:14:32.929	
2 -	1:42.132	51.372	2:33.504 (3)	69.62	9.430	11:17:06.433	
3 -	1:39.100	49.618	2:28.718 (2)	71.86	4.644	11:19:35.151	
4 -	<b>1:35.811</b>	<b>48.263</b>	<b>2:24.074 (1)</b>	<b>74.18</b>		<b>11:21:59.225</b>	

P16		170 M		Andrew BURSCOUGH		Yamaha YPVS 350 - Mad biker designs/Martitanium	
IDEAL LAP TIME : 2:24.872		BEST LAP TIME : 2:24.872		DIFFERENCE : 0.000			
LAP	SECTOR 1	SECTOR 2	LAP TIME	MPH	DIFF	TIME OF DAY	
1 -	1:45.707	50.642	2:36.349	68.36	11.477	11:15:27.331	
2 -	1:38.151	49.257	2:27.408 (2)	72.50	2.536	11:17:54.739	
3 -	1:38.369	49.679	2:28.048 (3)	72.19	3.176	11:20:22.787	
4 -	<b>1:37.411</b>	<b>47.461</b>	<b>2:24.872 (1)</b>	<b>73.77</b>		<b>11:22:47.659</b>	

P17		199 GP		Michael FROST		Yamaha TZ250 4DP -	
IDEAL LAP TIME : 2:24.766		BEST LAP TIME : 2:25.462		DIFFERENCE : 0.696			
LAP	SECTOR 1	SECTOR 2	LAP TIME	MPH	DIFF	TIME OF DAY	
1 -	1:46.937	52.194	2:39.131	67.16	13.669	11:14:32.863	
2 -	1:40.511	50.282	2:30.793 (3)	70.87	5.331	11:17:03.656	
3 -	<b>1:36.699</b>	49.522	2:26.221 (2)	73.09	0.759	11:19:29.877	
4 -	1:37.395	<b>48.067</b>	<b>2:25.462 (1)</b>	<b>73.47</b>		<b>11:21:55.339</b>	

P18		24 S		Harley GODZISZ		Honda NC30 - SonicRacing.co.uk	
IDEAL LAP TIME : 2:27.517		BEST LAP TIME : 2:28.052		DIFFERENCE : 0.535			
LAP	SECTOR 1	SECTOR 2	LAP TIME	MPH	DIFF	TIME OF DAY	
1 -	1:43.453	49.950	2:33.403	69.67	5.351	11:15:21.764	
2 -	1:38.751	49.917	2:28.668 (2)	71.89	0.616	11:17:50.432	
3 -	<b>1:37.759</b>	50.935	2:28.694 (3)	71.87	0.642	11:20:19.126	
4 -	1:38.294	<b>49.758</b>	<b>2:28.052 (1)</b>	<b>72.19</b>		<b>11:22:47.178</b>	

P19		99 S		Jack WOLFF		Kawasaki NINJA 300 - Nym Technologies Racing	
IDEAL LAP TIME : 2:28.240		BEST LAP TIME : 2:28.240		DIFFERENCE : 0.000			
LAP	SECTOR 1	SECTOR 2	LAP TIME	MPH	DIFF	TIME OF DAY	
1 -	1:43.922	50.589	2:34.511	69.17	6.271	11:14:10.849	
2 -	1:40.028	50.186	2:30.214 (3)	71.15	1.974	11:16:41.063	
3 -	1:39.758	49.530	2:29.288 (2)	71.59	1.048	11:19:10.351	
4 -	<b>1:39.333</b>	<b>48.907</b>	<b>2:28.240 (1)</b>	<b>72.09</b>		<b>11:21:38.591</b>	

P20		101		Francesco ROSSATO		Kawasaki ZXR400 -	
IDEAL LAP TIME : 2:28.414		BEST LAP TIME : 2:28.414		DIFFERENCE : 0.000			
LAP	SECTOR 1	SECTOR 2	LAP TIME	MPH	DIFF	TIME OF DAY	
1 -	1:54.872	53.862	2:48.734	63.34	20.320	11:14:30.918	
2 -	1:43.252	54.345	2:37.597 (3)	67.81	9.183	11:17:08.515	
3 -	1:44.696	50.683	2:35.379 (2)	68.78	6.965	11:19:43.894	
4 -	<b>1:38.719</b>	<b>49.695</b>	<b>2:28.414 (1)</b>	<b>72.01</b>		<b>11:22:12.308</b>	

P21		7 GP		Roy DEWHURST		Kawasaki ZXR 400 - Dawn	
IDEAL LAP TIME : 2:28.625		BEST LAP TIME : 2:28.625		DIFFERENCE : 0.000			
LAP	SECTOR 1	SECTOR 2	LAP TIME	MPH	DIFF	TIME OF DAY	
1 -	1:49.504	54.307	2:43.811	65.24	15.186	11:15:14.861	
2 -	1:40.827	50.928	2:31.755 (3)	70.42	3.130	11:17:46.616	
3 -	1:40.183	50.143	2:30.326 (2)	71.09	1.701	11:20:16.942	
4 -	<b>1:39.092</b>	<b>49.533</b>	<b>2:28.625 (1)</b>	<b>71.91</b>		<b>11:22:45.567</b>	

# BMCRC - MRO Championships 2023 - Rnd 3 @ Snetterton

## BMCRC Formula 400 & INTA Motorcycles Blue Haze GP 2-Stroke

### QUALIFYING - SECTOR ANALYSIS



SECTOR 1 = FL to I1, SECTOR 2 = I1 to FL, DIFF = Difference To Personal Best Lap, P = Crossed Finish Line in Pit Lane, D = Time Disallowed

P22 10 S		Mike BRUNSDON		Kawasaki NINJA 400 - Parts Europe		
IDEAL LAP TIME : 2:28.728		BEST LAP TIME : 2:28.728		DIFFERENCE : 0.000		
LAP	SECTOR 1	SECTOR 2	LAP TIME	MPH	DIFF	TIME OF DAY
1 -	1:55.739	54.176	2:49.915	62.90	21.187	11:14:30.472
2 -	1:45.092	52.966	2:38.058 (3)	67.62	9.330	11:17:08.530
3 -	1:42.851	49.400	2:32.251 (2)	70.20	3.523	11:19:40.781
4 -	<b>1:39.597</b>	<b>49.131</b>	<b>2:28.728 (1)</b>	<b>71.86</b>		<b>11:22:09.509</b>

P23 57 S		John WILTON		Kawasaki ZXR400 -		
IDEAL LAP TIME : 2:29.193		BEST LAP TIME : 2:29.252		DIFFERENCE : 0.059		
LAP	SECTOR 1	SECTOR 2	LAP TIME	MPH	DIFF	TIME OF DAY
1 -	1:47.506	51.974	2:39.480	67.01	10.228	11:14:13.888
2 -	1:41.083	50.796	2:31.879 (3)	70.37	2.627	11:16:45.767
3 -	<b>1:39.365</b>	50.173	2:29.538 (2)	71.47	0.286	11:19:15.305
4 -	1:39.424	<b>49.828</b>	<b>2:29.252 (1)</b>	<b>71.61</b>		<b>11:21:44.557</b>

P24 56 M		Phil MARSH		Kawasaki ZXR400 - IMP Racing / CapsuleAI		
IDEAL LAP TIME :		BEST LAP TIME : 2:29.768		DIFFERENCE :		
LAP	SECTOR 1	SECTOR 2	LAP TIME	MPH	DIFF	TIME OF DAY
1 -			2:44.598	64.93	14.830	11:14:28.658
2 -			2:36.418 (2)	68.33	6.650	11:17:05.076
3 -			2:36.633 (3)	68.23	6.865	11:19:41.709
4 -			<b>2:29.768 (1)</b>	<b>71.36</b>		<b>11:22:11.477</b>

P25 97 S		Nicholas TAIG		Honda VFR400 NC30 - RST, Bell Helmets UK		
IDEAL LAP TIME : 2:33.630		BEST LAP TIME : 2:33.630		DIFFERENCE : 0.000		
LAP	SECTOR 1	SECTOR 2	LAP TIME	MPH	DIFF	TIME OF DAY
1 -	1:56.104	55.790	2:51.894	62.17	18.264	11:14:32.410
2 -	1:49.715	54.341	2:44.056 (3)	65.14	10.426	11:17:16.466
3 -	1:46.473	52.236	2:38.709 (2)	67.34	5.079	11:19:55.175
4 -	<b>1:42.141</b>	<b>51.489</b>	<b>2:33.630 (1)</b>	<b>69.57</b>		<b>11:22:28.805</b>

P26 88 S		Florentin STANCIU		Kawasaki ZXR400 -		
IDEAL LAP TIME : 2:35.452		BEST LAP TIME : 2:35.452		DIFFERENCE : 0.000		
LAP	SECTOR 1	SECTOR 2	LAP TIME	MPH	DIFF	TIME OF DAY
1 -	1:45.601	53.897	2:39.498	67.01	4.046	11:14:52.903
2 -	<b>1:42.950</b>	<b>52.502</b>	<b>2:35.452 (1)</b>	<b>68.75</b>		<b>11:17:28.355</b>
3 -	1:44.089	54.263	2:38.352 (3)	67.49	2.900	11:20:06.707
4 -	1:43.615	53.367	2:36.982 (2)	68.08	1.530	11:22:43.689

P27 27 S		Lucian Silviu SINCA		Kawasaki ZXR400 -		
IDEAL LAP TIME : 2:39.787		BEST LAP TIME : 2:40.612		DIFFERENCE : 0.825		
LAP	SECTOR 1	SECTOR 2	LAP TIME	MPH	DIFF	TIME OF DAY
1 -	1:55.263	54.869	2:50.132	62.82	9.520	11:14:58.690
2 -	<b>1:45.580</b>	55.032	<b>2:40.612 (1)</b>	<b>66.54</b>		<b>11:17:39.302</b>
3 -	1:47.847	<b>54.207</b>	2:42.054 (3)	65.95	1.442	11:20:21.356
4 -	1:46.692	54.208	2:40.900 (2)	66.42	0.288	11:23:02.256

P28 17 R		Freddie BATE		Kawasaki NINJA 300 - hartjay		
IDEAL LAP TIME : 2:43.507		BEST LAP TIME : 2:43.750		DIFFERENCE : 0.243		
LAP	SECTOR 1	SECTOR 2	LAP TIME	MPH	DIFF	TIME OF DAY
1 -	1:55.375	56.960	2:52.335	62.01	8.585	11:15:17.515
2 -	<b>1:48.489</b>	55.261	<b>2:43.750 (1)</b>	<b>65.27</b>		<b>11:18:01.265</b>
3 -	1:50.334	<b>55.018</b>	2:45.352 (3)	64.63	1.602	11:20:46.617
4 -	1:49.109	55.321	2:44.430 (2)	65.00	0.680	11:23:31.047

# BMCRC - MRO Championships 2023 - Rnd 3 @ Snetterton

## BMCRC Formula 400 & INTA Motorcycles Blue Haze GP 2-Stroke

### QUALIFYING - SECTOR ANALYSIS



SECTOR 1 = FL to I1, SECTOR 2 = I1 to FL, DIFF = Difference To Personal Best Lap, P = Crossed Finish Line in Pit Lane, D = Time Disallowed

P29 89 M		Phil ZANUTTO		Kawasaki ZXR400 -		
IDEAL LAP TIME : 2:45.534		BEST LAP TIME : 2:45.890		DIFFERENCE : 0.356		
LAP	SECTOR 1	SECTOR 2	LAP TIME	MPH	DIFF	TIME OF DAY
1 -	2:00.227	56.652	2:56.879	60.42	10.989	11:14:40.479
<b>2 -</b>	<b>1:49.238</b>	56.652	<b>2:45.890 (1)</b>	<b>64.42</b>		<b>11:17:26.369</b>
3 -	1:52.869	56.521	2:49.390 (2)	63.09	3.500	11:20:15.759
4 -	1:56.205	<b>56.296</b>	2:52.501 (3)	61.95	6.611	11:23:08.260

# BMCRC - MRO Championships 2023 - Rnd 3 @ Snetterton

## BMCRC Formula 400 & INTA Motorcycles Blue Haze GP 2-Stroke

### QUALIFYING - BEST SECTORS

SECTOR 1			SECTOR 2			IDEAL / BEST COMPARISON						
POS	NO	NAME	TIME	NO	NAME	TIME	POS	NO	NAME	IDEAL	BEST	DIFF
									<b>PERFECT LAP</b>	<b>2:10.493</b>		
1	8	ATKINSON	1:27.570	5	LEA	42.923	1	8	ATKINSON	2:11.000	2:11.012	0.012
2	5	LEA	1:28.264	8	ATKINSON	43.430	2	5	LEA	2:11.187	2:11.187	0.000
3	13	EDMONDSON	1:29.267	771	HARDY	44.459	3	13	EDMONDSON	2:14.701	2:15.377	0.676
4	151	SMITH	1:30.038	151	SMITH	44.977	4	151	SMITH	2:15.015	2:15.015	0.000
5	25	SMITH	1:30.645	16	MAJOR	45.295	5	771	HARDY	2:15.831	2:15.831	0.000
6	771	HARDY	1:31.372	25	SMITH	45.351	6	25	SMITH	2:15.996	2:15.996	0.000
7	16	MAJOR	1:32.177	13	EDMONDSON	45.434	7	16	MAJOR	2:17.472	2:17.472	0.000
8	65	MOXON	1:32.549	23	ELLIS	45.761	8	39	MONK	2:18.472	2:18.472	0.000
9	39	MONK	1:32.610	39	MONK	45.862	9	65	MOXON	2:19.310	2:19.310	0.000
10	115	DONKERSLEY	1:32.894	3	BARRETT	46.649	10	115	DONKERSLEY	2:19.545	2:19.545	0.000
11	3	BARRETT	1:33.454	115	DONKERSLEY	46.651	11	23	ELLIS	2:19.595	2:19.938	0.343
12	23	ELLIS	1:33.834	65	MOXON	46.761	12	3	BARRETT	2:20.103	2:20.103	0.000
13	110	HAIGH	1:35.811	170	BURSCOUGH	47.461	13	9	GRANT	2:23.595	2:23.595	0.000
14	9	GRANT	1:35.976	95	MARSHALL	47.497	14	95	MARSHALL	2:23.833	2:23.833	0.000
15	95	MARSHALL	1:36.336	9	GRANT	47.619	15	110	HAIGH	2:24.074	2:24.074	0.000
16	199	FROST	1:36.699	199	FROST	48.067	16	199	FROST	2:24.766	2:25.462	0.696
17	170	BURSCOUGH	1:37.411	110	HAIGH	48.263	17	170	BURSCOUGH	2:24.872	2:24.872	0.000
18	24	GODZISZ	1:37.759	99	WOLFF	48.907	18	24	GODZISZ	2:27.517	2:28.052	0.535
19	101	ROSSATO	1:38.719	10	BRUNSDON	49.131	19	99	WOLFF	2:28.240	2:28.240	0.000
20	7	DEWHURST	1:39.092	7	DEWHURST	49.533	20	101	ROSSATO	2:28.414	2:28.414	0.000
21	99	WOLFF	1:39.333	101	ROSSATO	49.695	21	7	DEWHURST	2:28.625	2:28.625	0.000
22	57	WILTON	1:39.365	24	GODZISZ	49.758	22	10	BRUNSDON	2:28.728	2:28.728	0.000
23	10	BRUNSDON	1:39.597	57	WILTON	49.828	23	57	WILTON	2:29.193	2:29.252	0.059
24	97	TAIG	1:42.141	97	TAIG	51.489	24	97	TAIG	2:33.630	2:33.630	0.000
25	88	STANCIU	1:42.950	88	STANCIU	52.502	25	88	STANCIU	2:35.452	2:35.452	0.000
26	27	SINCA	1:45.580	27	SINCA	54.207	26	27	SINCA	2:39.787	2:40.612	0.825
27	17	BATE	1:48.489	17	BATE	55.018	27	17	BATE	2:43.507	2:43.750	0.243
28	89	ZANUTTO	1:49.238	89	ZANUTTO	56.296	28	89	ZANUTTO	2:45.534	2:45.890	0.356
29							29	56	MARSH		2:29.768	
30												



# BMCRC - MRO Championships 2023 - Rnd 3 @ Snetterton

## BMCRC Formula 400 & INTA Motorcycles Blue Haze GP 2-Stroke

### QUALIFYING - STATISTICS

**Competitors Started** 30  
**Planned Start** 2023-05-06 @ 11:15:00.000  
**Actual Start** 2023-05-06 @ 11:11:17.359  
**Finish Time** 2023-05-06 @ 11:21:13.704  
**Track Length** 2.9689mi.  
**Total Laps** 119  
**Total Distance Covered** 353.3004mi.

### Session Fastest Lap History

NO	CL	NAME	LAP TIME	TIME OF DAY	LAP	VEHICLE
13	GP	Doug EDMONDSON	2:23.421	11:13:54.351	1	Yamaha TZ 250
5	GP	John LEA	2:20.693	11:13:54.371	1	Yamaha TZ 250
5	GP	John LEA	2:13.210	11:16:07.595	2	Yamaha TZ 250
8	GP	Phil ATKINSON	2:13.190	11:16:07.736	2	Yamaha TZ350
8	GP	Phil ATKINSON	2:11.012	11:18:18.749	3	Yamaha TZ350

### Flag History

TYPE	TIME OF DAY
GREEN	11:11:17.359
FINISH	11:21:13.704

### Flag Statistics

TYPE	COUNT	TOTAL LAPS	TOTAL TIME
Green	1	5	12:20.285
Red	0	0	0.000
Safety Car	0	0	0.000
FCY	0	0	0.000

**BMCRC - MRO Championships 2023 - Rnd 3 @ Snetterton**  
**BMCRC Formula 400 & INTA Motorcycles Blue Haze GP 2-Stroke**  
**QUALIFYING - STATISTICS**

**CLASS :**

1 Starters

**Fastest Lap History**

NO	NAME	LAP TIME	TIME OF DAY	LAP	VEHICLE
101	Francesco ROSSATO	<b>2:48.734</b>	11:14:30.922	1	Kawasaki ZXR400
101	Francesco ROSSATO	<b>2:37.597</b>	11:17:08.521	2	Kawasaki ZXR400
101	Francesco ROSSATO	<b>2:35.379</b>	11:19:43.899	3	Kawasaki ZXR400
101	Francesco ROSSATO	<b>2:28.414</b>	11:22:12.313	4	Kawasaki ZXR400

# BMCRC - MRO Championships 2023 - Rnd 3 @ Snetterton

## BMCRC Formula 400 & INTA Motorcycles Blue Haze GP 2-Stroke

### QUALIFYING - STATISTICS

CLASS : GP

6 Starters

#### Fastest Lap History

NO	NAME	LAP TIME	TIME OF DAY	LAP	VEHICLE
13	Doug EDMONDSON	<b>2:23.421</b>	11:13:54.351	1	Yamaha TZ 250
5	John LEA	<b>2:20.693</b>	11:13:54.371	1	Yamaha TZ 250
5	John LEA	<b>2:13.210</b>	11:16:07.595	2	Yamaha TZ 250
8	Phil ATKINSON	<b>2:13.190</b>	11:16:07.736	2	Yamaha TZ350
8	Phil ATKINSON	<b>2:11.012</b>	11:18:18.749	3	Yamaha TZ350

# BMCRC - MRO Championships 2023 - Rnd 3 @ Snetterton

## BMCRC Formula 400 & INTA Motorcycles Blue Haze GP 2-Stroke

### QUALIFYING - STATISTICS

CLASS : M

5 Starters

#### Fastest Lap History

NO	NAME	LAP TIME	TIME OF DAY	LAP	VEHICLE
56	Phil MARSH	<b>2:44.598</b>	11:14:28.658	1	Kawasaki ZXR400
25	Haydon SMITH	<b>2:30.633</b>	11:14:52.453	1	Kawasaki ZXR400
25	Haydon SMITH	<b>2:21.950</b>	11:17:14.402	2	Kawasaki ZXR400
25	Haydon SMITH	<b>2:20.658</b>	11:19:35.060	3	Kawasaki ZXR400
25	Haydon SMITH	<b>2:15.996</b>	11:21:51.056	4	Kawasaki ZXR400

**BMCRC - MRO Championships 2023 - Rnd 3 @ Snetterton**  
**BMCRC Formula 400 & INTA Motorcycles Blue Haze GP 2-Stroke**  
**QUALIFYING - STATISTICS**

**CLASS : R**

1 Starters

**Fastest Lap History**

NO	NAME	LAP TIME	TIME OF DAY	LAP	VEHICLE
17	Freddie BATE	<b>2:52.335</b>	11:15:17.520	1	Kawasaki NINJA 300
17	Freddie BATE	<b>2:43.750</b>	11:18:01.270	2	Kawasaki NINJA 300

# BMCRC - MRO Championships 2023 - Rnd 3 @ Snetterton

## BMCRC Formula 400 & INTA Motorcycles Blue Haze GP 2-Stroke

### QUALIFYING - STATISTICS

CLASS : S

16 Starters

#### Fastest Lap History

NO	NAME	LAP TIME	TIME OF DAY	LAP	VEHICLE
39	Aaron MONK	<b>2:26.267</b>	11:13:58.113	1	Kawasaki NINJA 400
151	Nick SMITH	<b>2:25.401</b>	11:14:52.455	1	Kawasaki ZXR400
39	Aaron MONK	<b>2:18.993</b>	11:16:17.106	2	Kawasaki NINJA 400
39	Aaron MONK	<b>2:18.801</b>	11:18:35.906	3	Kawasaki NINJA 400
771	Maximus HARDY	<b>2:18.682</b>	11:19:17.565	3	Kawasaki NINJA 400
151	Nick SMITH	<b>2:17.157</b>	11:19:32.854	3	Kawasaki ZXR400
771	Maximus HARDY	<b>2:15.831</b>	11:21:33.396	4	Kawasaki NINJA 400
151	Nick SMITH	<b>2:15.015</b>	11:21:47.870	4	Kawasaki ZXR400

# BMCRC - MRO Championships 2023 - Rnd 3 @ Snetterton

## BMCRC Formula 400 & INTA Motorcycles Blue Haze GP 2-Stroke

### QUALIFYING - STATISTICS

CLASS : S/R

1 Starters

#### Fastest Lap History

NO	NAME	LAP TIME	TIME OF DAY	LAP	VEHICLE
115	Jake DONKERSLEY	<b>2:50.036</b>	11:14:32.549	1	Honda VFR400 NC30
115	Jake DONKERSLEY	<b>2:34.438</b>	11:17:06.987	2	Honda VFR400 NC30
115	Jake DONKERSLEY	<b>2:30.707</b>	11:19:37.694	3	Honda VFR400 NC30
115	Jake DONKERSLEY	<b>2:19.545</b>	11:21:57.239	4	Honda VFR400 NC30

# BMCRC - MRO Championships 2023 - Rnd 3 @ Snetterton

## BMCRC Formula 400 & INTA Motorcycles Blue Haze GP 2-Stroke

### RACE 10 - GRID (5 Laps)

ROW 12				34	<b>577</b> Richard BUCKHAM		
ROW 11		33	<b>70</b> Mike ARTER	32	<b>44</b> Liam ARMITAGE	31	<b>22</b> Rik BALLERINI
ROW 10	30	<b>72</b> Samuel MUNSON	29	<b>89</b> Phil ZANUTTO	28	<b>17</b> Freddie BATE	
ROW 9		27	<b>27</b> Lucian Silviu SINCA	26	<b>88</b> Florentin STANCIU	25	<b>97</b> Nicholas TAIG
ROW 8	24	<b>56</b> Phil MARSH	23	<b>57</b> John WILTON	22	<b>10</b> Mike BRUNSDON	
ROW 7		21	<b>7</b> Roy DEWHURST	20	<b>101</b> Francesco ROSSATO	19	<b>99</b> Jack WOLFF
ROW 6	18	<b>24</b> Harley GODZISZ	17	<b>199</b> Michael FROST	16	<b>170</b> Andrew BURSCOUGH	
ROW 5		15	<b>110</b> Mark HAIGH	14	<b>95</b> Greg MARSHALL	13	<b>9</b> William GRANT
ROW 4	12	<b>3</b> Tom BARRETT	11	<b>23</b> Joe ELLIS	10	<b>115</b> Jake DONKERSLEY	
ROW 3		9	<b>65</b> Andrew MOXON	8	<b>39</b> Aaron MONK	7	<b>16</b> Alan MAJOR
ROW 2	6	<b>25</b> Haydon SMITH	5	<b>771</b> Maximus HARDY	4	<b>13</b> Doug EDMONDSON	
ROW 1		3	<b>151</b> Nick SMITH	2	<b>5</b> John LEA	1	<b>8</b> Phil ATKINSON
<b>Pole</b>							

Snetterton 300: 2.9689 miles

These results are provisional until the conclusion of any judicial and technical matters.

Clerk Of Course :	Stewards :	Timekeeper : Richard Evans
-------------------	------------	----------------------------

Results can be found at [www.tsl-timing.com](http://www.tsl-timing.com)

Printed - 11:25 Saturday, 06 May 2023





## BMCRC - MRO Championships 2023 - Rnd 3 @ Snetterton

### BMCRC Formula 400 & INTA Motorcycles Blue Haze GP 2-Stroke

#### RACE 10 - CLASSIFICATION

POS	NO	CL	PIC NAME	ENTRY	LAPS	TIME	GAP	DIFF	MPH	BEST	ON
1	13	GP	1 Doug EDMONDSON	Yamaha TZ 250 - Stan Stephens Tuning	5	12:47.697			69.61	2:30.459	4
2	151	S	1 Nick SMITH	Kawasaki ZXR400 - Hi-Precision Engineering Ltd	5	13:07.928	20.231	20.231	67.82	2:34.125	2
3	3	GP	2 Tom BARRETT	Honda RS250 -	5	13:19.650	31.953	11.722	66.82	2:35.417	4
4	16	S	2 Alan MAJOR	Kawasaki ZXR400 - Major Performance Developmer	5	13:30.485	42.788	10.835	65.93	2:39.137	5
5	95	S	3 Greg MARSHALL	Kawasaki NINJA 400 - EBCbrakes ,HELPerformanc	5	13:34.880	47.183	4.395	65.58	2:39.684	5
6	23	S	4 Joe ELLIS	Kawasaki EX 400 - Jpr	5	13:35.154	47.457	0.274	65.55	2:40.808	5
7	7	M	1 Roy DEWHURST	Kawasaki ZXR 400 - Dawn	5	13:39.385	51.688	4.231	65.22	2:36.634	4
8	115	S/R	1 Jake DONKERSLEY	Honda VFR400 NC30 -	5	13:56.497	1:08.800	17.112	63.88	2:40.459	4
9	72	S	5 Samuel MUNSON	Kawazaki NINJA 400 - Studio Creative Services	5	14:02.232	1:14.535	5.735	63.45	2:43.749	3
10	39	S	6 Aaron MONK	Kawasaki NINJA 400 - flyaspitfire.co.uk	5	14:03.920	1:16.223	1.688	63.32	2:45.390	4
11	24	S	7 Harley GODZISZ	Honda NC30 - SonicRacing.co.uk	5	14:05.362	1:17.665	1.442	63.21	2:45.632	4
12	97	S	8 Nicholas TAIG	Honda VFR400 NC30 - RST, Bell Helmets UK	5	14:06.907	1:19.210	1.545	63.10	2:46.040	3
13	101	S	9 Francesco ROSSATO	Kawasaki ZXR400 -	5	14:19.369	1:31.672	12.462	62.18	2:46.165	2
14	9	S	10 William GRANT	Kawasaki NINJA 400 - Allspeeds Motorcycles	5	14:20.402	1:32.705	1.033	62.11	2:47.743	3
15	10*	S	11 Mike BRUNSDON	Kawasaki NINJA 400 - Parts Europe	5	14:32.546	1:44.849	12.144	61.24	2:48.465	4
16	27	S	12 Lucian Silviu SINCA	Kawasaki ZXR400 -	5	14:35.832	1:48.135	3.286	61.01	2:48.108	4
17	57	S	13 John WILTON	Kawasaki ZXR400 -	5	14:49.042	2:01.345	13.210	60.11	2:53.130	4
18	89	M	2 Phil ZANUTTO	Kawasaki ZXR400 -	5	15:46.243	2:58.546	57.201	56.47	3:00.384	5
19	17	R	1 Freddie BATE	Kawasaki NINJA 300 - hartjay	4	13:45.647	1 Lap	1 Lap	51.78	3:21.259	2

#### NOT CLASSIFIED

DNF	110	S	Mark HAIGH	Aprilia RS250 - Chesterfield CarClinic/The Tuning W	4	10:59.447	1 Lap		64.83	2:37.054	4
DNF	5	GP	John LEA	Yamaha TZ 250 - P G & J Lea Plumbing & heating	3	7:45.029	2 Laps	1 Lap	68.95	2:30.429	3
DNF	771	S	Maximus HARDY	Kawasaki NINJA 400 - DAD	0						
DNF	25	M	Haydon SMITH	Kawasaki ZXR400 - HI-Precision Engineering Ltd	0						
DNF	65	M	Andrew MOXON	Aprilia RS 250 - Vanguard motorsport Uckfield + DAF	0						
DNF	56	M	Phil MARSH	Kawasaki ZXR400 - IMP Racing / CapsuleAI	0						
DNF	88	S	Florentin STANCIU	Kawasaki ZXR400 -	0						

#### FASTEST LAP

	5	GP	John LEA	Yamaha TZ 250 - P G & J Lea Plumbing & heating	3	2:30.429			71.05 mph	114.34 kph	
	151	S	Nick SMITH	Kawasaki ZXR400 - Hi-Precision Engineering Ltd	2	2:34.125			69.34 mph	111.60 kph	
	7	M	Roy DEWHURST	Kawasaki ZXR 400 - Dawn	4	2:36.634			68.23 mph	109.81 kph	
	115	S/R	Jake DONKERSLEY	Honda VFR400 NC30 -	4	2:40.459			66.60 mph	107.19 kph	
	17	R	Freddie BATE	Kawasaki NINJA 300 - hartjay	2	3:21.259			53.10 mph	85.46 kph	

#### #10 - 10 Second penalty - Jump Start.

Class GP - 92.5% of Race Speed = 64.38 mph

Class S - 92.5% of Race Speed = 62.73 mph

Class M - 92.5% of Race Speed = 60.32 mph

Class S/R - 92.5% of Race Speed = 59.08 mph

Class R - 92.5% of Race Speed = 47.89 mph

Weather / Track : Rain / Wet

These results are provisional until the conclusion of any judicial and technical matters.

Race Distance: 5 Laps / 14.84 miles

Snetterton 300: 2.9689 miles

Date: 06/05/2023 Start: 15:18 Finish: 15:31

Clerk Of Course :

Stewards :

Timekeeper : Richard Evans

Results can be found at [www.tsl-timing.com](http://www.tsl-timing.com)

Printed - 15:35 Saturday, 06 May 2023



# BMCRC - MRO Championships 2023 - Rnd 3 @ Snetterton

## BMCRC Formula 400 & INTA Motorcycles Blue Haze GP 2-Stroke

### RACE 10 - LAP CHART

#### LAP 1 @ 15:21:05.382

NO	BEHIND	LAP TIME
151		2:40.418
13	0.146	2:40.564
5	0.605	2:41.023
16	5.896	2:46.314
23	6.896	2:47.314
95	8.035	2:48.453
3	11.954	2:52.372
9	12.595	2:53.013
110	16.758	2:57.176
39	16.951	2:57.369
7	17.075	2:57.493
115	17.251	2:57.669
72	17.705	2:58.123
24	18.799	2:59.217
97	19.333	2:59.751
10	21.681	3:02.099
101	24.324	3:04.742
57	26.051	3:06.469
27	27.207	3:07.625
89	52.025	3:32.443
17	52.580	3:32.998

#### LAP 2 @ 15:23:37.192

NO	BEHIND	LAP TIME
13		2:31.664
151	2.315	2:34.125
5	2.372	2:33.577
16	17.158	2:43.072
23	17.324	2:42.238
3	17.972	2:37.828
95	20.546	2:44.321
7	29.269	2:44.004
110	29.895	2:44.947
9	32.729	2:51.944
39	33.429	2:48.288
72	33.968	2:48.073
115	34.109	2:48.668
24	34.784	2:47.795
97	35.222	2:47.699
101	38.679	2:46.165
10	41.053	2:51.182
57	48.444	2:54.203
27	48.598	2:53.201
89	1:24.268	3:04.053
17	1:42.029	3:21.259

#### LAP 3 @ 15:26:08.277

NO	BEHIND	LAP TIME
13		2:31.085
5	1.716	2:30.429
151	7.565	2:36.335
3	24.369	2:37.482
23	28.015	2:41.776
16	28.441	2:42.368
95	30.463	2:41.002
7	38.934	2:40.750
110	39.080	2:40.270
115	46.137	2:43.113
72	46.632	2:43.749
39	48.773	2:46.429
9	49.387	2:47.743
24	50.089	2:46.390

97	50.177	2:46.040
101	55.245	2:47.651
10	58.678	2:48.710
27	1:08.993	2:51.480
57	1:12.468	2:55.109
89	2:00.094	3:06.911

#### LAP 4 @ 15:28:38.736

NO	BEHIND	LAP TIME
13		2:30.459
17	1 Lap	3:28.505
151	14.372	2:37.266
3	29.327	2:35.417
16	37.576	2:39.594
23	40.574	2:43.018
95	41.424	2:41.420
7	45.109	2:36.634
110	45.675	2:37.054
115	56.137	2:40.459
72	1:01.607	2:45.434
39	1:03.704	2:45.390
24	1:05.262	2:45.632
97	1:05.875	2:46.157
9	1:12.704	2:53.776
101	1:14.205	2:49.419
10	1:16.684	2:48.465
27	1:26.642	2:48.108
57	1:35.139	2:53.130
89	2:32.087	3:02.452

#### LAP 5 @ 15:31:12.661

NO	BEHIND	LAP TIME
13		2:33.925
151	20.231	2:39.784
3	31.953	2:36.551
16	42.788	2:39.137
95	47.183	2:39.684
23	47.457	2:40.808
7	51.688	2:40.504
17	1 Lap	3:22.885
115	1:08.800	2:46.588
72	1:14.535	2:46.853
39	1:16.223	2:46.444
24	1:17.665	2:46.328
97	1:19.210	2:47.260
101	1:31.672	2:51.392
9	1:32.705	2:53.926
10	1:34.849	2:52.090
27	1:48.135	2:55.418
57	2:01.345	3:00.131
89	2:58.546	3:00.384

# BMCRC - MRO Championships 2023 - Rnd 3 @ Snetterton

## BMCRC Formula 400 & INTA Motorcycles Blue Haze GP 2-Stroke

### RACE 10 - POSITION CHART

No	Name	Lap Pos	Lap				
			1	2	3	4	5
5	LEA	1	151	13	13	13	13
151	SMITH	2	13	151	5	151	151
13	EDMONDSON	3	5	5	151	3	3
771	HARDY	4	16	16	3	16	16
25	SMITH	5	23	23	23	23	95
16	MAJOR	6	95	3	16	95	23
39	MONK	7	3	95	95	7	7
65	MOXON	8	9	7	7	110	115
115	DONKERSLEY	9	110	110	110	115	72
23	ELLIS	10	39	9	115	72	39
3	BARRETT	11	7	39	72	39	24
9	GRANT	12	115	72	39	24	97
95	MARSHALL	13	72	115	9	97	101
110	HAIGH	14	24	24	24	9	9
24	GODZISZ	15	97	97	97	101	10
101	ROSSATO	16	10	101	101	10	27
7	DEWHURST	17	101	10	10	27	57
10	BRUNSDON	18	57	57	27	57	89
57	WILTON	19	27	27	57	89	
56	MARSH	20	89	89	89	17	
97	TAIG	21	17	17	17		
88	STANCIU	22					
27	SINCA	23					
17	BATE	24					
89	ZANUTTO	25					
72	MUNSON	26					

# BMCRC - MRO Championships 2023 - Rnd 3 @ Snetterton

## BMCRC Formula 400 & INTA Motorcycles Blue Haze GP 2-Stroke

### RACE 10 - SECTOR ANALYSIS



SECTOR 1 = FL to I1, SECTOR 2 = I1 to FL, DIFF = Difference To Personal Best Lap, P = Crossed Finish Line in Pit Lane, D = Time Disallowed

P1 13 GP		Doug EDMONDSON		Yamaha TZ 250 - Stan Stephens Tuning		
IDEAL LAP TIME : 2:30.459		BEST LAP TIME : 2:30.459		DIFFERENCE : 0.000		
LAP	SECTOR 1	SECTOR 2	LAP TIME	MPH	DIFF	TIME OF DAY
1 -		51.491	2:40.564	66.56	10.105	15:21:05.528
2 -	1:41.196	50.468	2:31.664 (3)	70.47	1.205	15:23:37.192
3 -	1:40.645	50.440	2:31.085 (2)	70.74	0.626	15:26:08.277
4 -	<b>1:40.350</b>	<b>50.109</b>	<b>2:30.459 (1)</b>	<b>71.03</b>		<b>15:28:38.736</b>
5 -	1:40.758	53.167	2:33.925	69.43	3.466	15:31:12.661

P2 151 S		Nick SMITH		Kawasaki ZXR400 - Hi-Precision Engineering Ltd		
IDEAL LAP TIME : 2:34.125		BEST LAP TIME : 2:34.125		DIFFERENCE : 0.000		
LAP	SECTOR 1	SECTOR 2	LAP TIME	MPH	DIFF	TIME OF DAY
1 -		51.456	2:40.418	66.62	6.293	15:21:05.382
2 -	<b>1:43.022</b>	<b>51.103</b>	<b>2:34.125 (1)</b>	<b>69.34</b>		<b>15:23:39.507</b>
3 -	1:44.646	51.689	2:36.335 (2)	68.36	2.210	15:26:15.842
4 -	1:45.401	51.865	2:37.266 (3)	67.96	3.141	15:28:53.108
5 -	1:46.151	53.633	2:39.784	66.89	5.659	15:31:32.892

P3 3 GP		Tom BARRETT		Honda RS250 -		
IDEAL LAP TIME : 2:34.728		BEST LAP TIME : 2:35.417		DIFFERENCE : 0.689		
LAP	SECTOR 1	SECTOR 2	LAP TIME	MPH	DIFF	TIME OF DAY
1 -		52.883	2:52.372	62.00	16.955	15:21:17.336
2 -	1:44.712	53.116	2:37.828	67.71	2.411	15:23:55.164
3 -	1:46.514	<b>50.968</b>	2:37.482 (3)	67.86	2.065	15:26:32.646
4 -	<b>1:43.760</b>	51.657	<b>2:35.417 (1)</b>	<b>68.77</b>		<b>15:29:08.063</b>
5 -	1:44.800	51.751	2:36.551 (2)	68.27	1.134	15:31:44.614

P4 16 S		Alan MAJOR		Kawasaki ZXR400 - Major Performance Developments		
IDEAL LAP TIME : 2:39.137		BEST LAP TIME : 2:39.137		DIFFERENCE : 0.000		
LAP	SECTOR 1	SECTOR 2	LAP TIME	MPH	DIFF	TIME OF DAY
1 -		54.870	2:46.314	64.26	7.177	15:21:11.278
2 -	1:48.667	54.405	2:43.072	65.54	3.935	15:23:54.350
3 -	1:47.606	54.762	2:42.368 (3)	65.82	3.231	15:26:36.718
4 -	1:46.446	53.148	2:39.594 (2)	66.97	0.457	15:29:16.312
5 -	<b>1:46.187</b>	<b>52.950</b>	<b>2:39.137 (1)</b>	<b>67.16</b>		<b>15:31:55.449</b>

P5 95 S		Greg MARSHALL		Kawasaki NINJA 400 - EBCBrakes ,HELPerformance, R&G		
IDEAL LAP TIME : 2:39.684		BEST LAP TIME : 2:39.684		DIFFERENCE : 0.000		
LAP	SECTOR 1	SECTOR 2	LAP TIME	MPH	DIFF	TIME OF DAY
1 -		54.865	2:48.453	63.44	8.769	15:21:13.417
2 -	1:48.067	56.254	2:44.321	65.04	4.637	15:23:57.738
3 -	1:47.177	53.825	2:41.002 (2)	66.38	1.318	15:26:38.740
4 -	1:48.051	53.369	2:41.420 (3)	66.21	1.736	15:29:20.160
5 -	<b>1:46.555</b>	<b>53.129</b>	<b>2:39.684 (1)</b>	<b>66.93</b>		<b>15:31:59.844</b>

P6 23 S		Joe ELLIS		Kawasaki EX 400 - Jpr		
IDEAL LAP TIME : 2:40.808		BEST LAP TIME : 2:40.808		DIFFERENCE : 0.000		
LAP	SECTOR 1	SECTOR 2	LAP TIME	MPH	DIFF	TIME OF DAY
1 -		53.810	2:47.314	63.88	6.506	15:21:12.278
2 -	1:48.084	54.154	2:42.238 (3)	65.87	1.430	15:23:54.516
3 -	1:47.839	53.937	2:41.776 (2)	66.06	0.968	15:26:36.292
4 -	1:49.053	53.965	2:43.018	65.56	2.210	15:29:19.310
5 -	<b>1:47.439</b>	<b>53.369</b>	<b>2:40.808 (1)</b>	<b>66.46</b>		<b>15:32:00.118</b>

# BMCRC - MRO Championships 2023 - Rnd 3 @ Snetterton

## BMCRC Formula 400 & INTA Motorcycles Blue Haze GP 2-Stroke

### RACE 10 - SECTOR ANALYSIS



SECTOR 1 = FL to I1, SECTOR 2 = I1 to FL, DIFF = Difference To Personal Best Lap, P = Crossed Finish Line in Pit Lane, D = Time Disallowed

P7		7 M	Roy DEWHURST		Kawasaki ZXR 400 - Dawn		
IDEAL LAP TIME : 2:36.634		BEST LAP TIME : 2:36.634		DIFFERENCE : 0.000			
LAP	SECTOR 1	SECTOR 2	LAP TIME	MPH	DIFF	TIME OF DAY	
1 -		56.542	2:57.493	60.21	20.859	15:21:22.457	
2 -	1:48.848	55.156	2:44.004	65.16	7.370	15:24:06.461	
3 -	1:46.481	54.269	2:40.750 (3)	66.48	4.116	15:26:47.211	
4 -	<b>1:43.179</b>	<b>53.455</b>	<b>2:36.634 (1)</b>	<b>68.23</b>		<b>15:29:23.845</b>	
5 -	1:45.553	54.951	2:40.504 (2)	66.59	3.870	15:32:04.349	

P8		115 S/R	Jake DONKERSLEY		Honda VFR400 NC30 -		
IDEAL LAP TIME : 2:39.764		BEST LAP TIME : 2:40.459		DIFFERENCE : 0.695			
LAP	SECTOR 1	SECTOR 2	LAP TIME	MPH	DIFF	TIME OF DAY	
1 -		57.664	2:57.669	60.15	17.210	15:21:22.633	
2 -	1:52.478	56.190	2:48.668	63.36	8.209	15:24:11.301	
3 -	1:49.455	<b>53.658</b>	2:43.113 (2)	65.52	2.654	15:26:54.414	
4 -	<b>1:46.106</b>	54.353	<b>2:40.459 (1)</b>	<b>66.60</b>		<b>15:29:34.873</b>	
5 -	1:52.180	54.408	2:46.588 (3)	64.15	6.129	15:32:21.461	

P9		72 S	Samuel MUNSON		Kawasaki NINJA 400 - Studio Creative Services		
IDEAL LAP TIME : 2:42.020		BEST LAP TIME : 2:43.749		DIFFERENCE : 1.729			
LAP	SECTOR 1	SECTOR 2	LAP TIME	MPH	DIFF	TIME OF DAY	
1 -		56.488	2:58.123	60.00	14.374	15:21:23.087	
2 -	1:52.115	55.958	2:48.073	63.59	4.324	15:24:11.160	
3 -	1:49.872	<b>53.877</b>	<b>2:43.749 (1)</b>	<b>65.27</b>		<b>15:26:54.909</b>	
4 -	<b>1:48.143</b>	57.291	2:45.434 (2)	64.60	1.685	15:29:40.343	
5 -	1:50.619	56.234	2:46.853 (3)	64.05	3.104	15:32:27.196	

P10		39 S	Aaron MONK		Kawasaki NINJA 400 - flyaspitfire.co.uk		
IDEAL LAP TIME : 2:45.390		BEST LAP TIME : 2:45.390		DIFFERENCE : 0.000			
LAP	SECTOR 1	SECTOR 2	LAP TIME	MPH	DIFF	TIME OF DAY	
1 -		57.319	2:57.369	60.25	11.979	15:21:22.333	
2 -	1:52.282	56.006	2:48.288	63.51	2.898	15:24:10.621	
3 -	1:50.792	55.637	2:46.429 (2)	64.22	1.039	15:26:57.050	
4 -	<b>1:50.234</b>	<b>55.156</b>	<b>2:45.390 (1)</b>	<b>64.62</b>		<b>15:29:42.440</b>	
5 -	1:51.021	55.423	2:46.444 (3)	64.21	1.054	15:32:28.884	

P11		24 S	Harley GODZISZ		Honda NC30 - SonicRacing.co.uk		
IDEAL LAP TIME : 2:44.515		BEST LAP TIME : 2:45.632		DIFFERENCE : 1.117			
LAP	SECTOR 1	SECTOR 2	LAP TIME	MPH	DIFF	TIME OF DAY	
1 -		57.917	2:59.217	59.63	13.585	15:21:24.181	
2 -	1:52.785	55.010	2:47.795	63.69	2.163	15:24:11.976	
3 -	<b>1:49.956</b>	56.434	2:46.390 (3)	64.23	0.758	15:26:58.366	
4 -	1:51.073	<b>54.559</b>	<b>2:45.632 (1)</b>	<b>64.52</b>		<b>15:29:43.998</b>	
5 -	1:51.454	54.874	2:46.328 (2)	64.25	0.696	15:32:30.326	

P12		97 S	Nicholas TAIG		Honda VFR400 NC30 - RST, Bell Helmets UK		
IDEAL LAP TIME : 2:44.113		BEST LAP TIME : 2:46.040		DIFFERENCE : 1.927			
LAP	SECTOR 1	SECTOR 2	LAP TIME	MPH	DIFF	TIME OF DAY	
1 -		57.376	2:59.751	59.46	13.711	15:21:24.715	
2 -	1:52.682	55.017	2:47.699	63.73	1.659	15:24:12.414	
3 -	<b>1:49.869</b>	56.171	<b>2:46.040 (1)</b>	<b>64.37</b>		<b>15:26:58.454</b>	
4 -	1:51.913	<b>54.244</b>	2:46.157 (2)	64.32	0.117	15:29:44.611	
5 -	1:51.269	55.991	2:47.260 (3)	63.90	1.220	15:32:31.871	

# BMCRC - MRO Championships 2023 - Rnd 3 @ Snetterton

## BMCRC Formula 400 & INTA Motorcycles Blue Haze GP 2-Stroke

### RACE 10 - SECTOR ANALYSIS



SECTOR 1 = FL to I1, SECTOR 2 = I1 to FL, DIFF = Difference To Personal Best Lap, P = Crossed Finish Line in Pit Lane, D = Time Disallowed

P13 101 S		Francesco ROSSATO		Kawasaki ZXR400 -		
IDEAL LAP TIME : 2:46.165		BEST LAP TIME : 2:46.165		DIFFERENCE : 0.000		
LAP	SECTOR 1	SECTOR 2	LAP TIME	MPH	DIFF	TIME OF DAY
1 -		56.376	3:04.742	57.85	18.577	15:21:29.706
2 -	<b>1:50.250</b>	<b>55.915</b>	<b>2:46.165 (1)</b>	<b>64.32</b>		<b>15:24:15.871</b>
3 -	1:51.554	56.097	2:47.651 (2)	63.75	1.486	15:27:03.522
4 -	1:52.950	56.469	2:49.419 (3)	63.08	3.254	15:29:52.941
5 -	1:54.535	56.857	2:51.392	62.36	5.227	15:32:44.333

P14 9 S		William GRANT		Kawasaki NINJA 400 - Allspeeds Motorcycles		
IDEAL LAP TIME : 2:46.928		BEST LAP TIME : 2:47.743		DIFFERENCE : 0.815		
LAP	SECTOR 1	SECTOR 2	LAP TIME	MPH	DIFF	TIME OF DAY
1 -		<b>55.593</b>	2:53.013	61.77	5.270	15:21:17.977
2 -	1:54.116	57.828	2:51.944 (2)	62.16	4.201	15:24:09.921
3 -	<b>1:51.335</b>	56.408	<b>2:47.743 (1)</b>	<b>63.71</b>		<b>15:26:57.664</b>
4 -	1:56.080	57.696	2:53.776 (3)	61.50	6.033	15:29:51.440
5 -	1:55.984	57.942	2:53.926	61.45	6.183	15:32:45.366

P15 10 S		Mike BRUNSDON		Kawasaki NINJA 400 - Parts Europe		
IDEAL LAP TIME : 2:48.348		BEST LAP TIME : 2:48.465		DIFFERENCE : 0.117		
LAP	SECTOR 1	SECTOR 2	LAP TIME	MPH	DIFF	TIME OF DAY
1 -		57.005	3:02.099	58.69	13.634	15:21:27.063
2 -	1:54.757	56.425	2:51.182 (3)	62.43	2.717	15:24:18.245
3 -	1:52.917	<b>55.793</b>	2:48.710 (2)	63.35	0.245	15:27:06.955
4 -	<b>1:52.555</b>	55.910	<b>2:48.465 (1)</b>	<b>63.44</b>		<b>15:29:55.420</b>
5 -	1:53.586	58.504	2:52.090	62.10	3.625	15:32:47.510

P16 27 S		Lucian Silviu SINCA		Kawasaki ZXR400 -		
IDEAL LAP TIME : 2:48.089		BEST LAP TIME : 2:48.108		DIFFERENCE : 0.019		
LAP	SECTOR 1	SECTOR 2	LAP TIME	MPH	DIFF	TIME OF DAY
1 -		59.086	3:07.625	56.96	19.517	15:21:32.589
2 -	1:55.853	<b>57.348</b>	2:53.201 (3)	61.70	5.093	15:24:25.790
3 -	1:54.057	57.423	2:51.480 (2)	62.32	3.372	15:27:17.270
4 -	<b>1:50.741</b>	57.367	<b>2:48.108 (1)</b>	<b>63.57</b>		<b>15:30:05.378</b>
5 -	1:53.808	1:01.610	2:55.418	60.92	7.310	15:33:00.796

P17 57 S		John WILTON		Kawasaki ZXR400 -		
IDEAL LAP TIME : 2:53.130		BEST LAP TIME : 2:53.130		DIFFERENCE : 0.000		
LAP	SECTOR 1	SECTOR 2	LAP TIME	MPH	DIFF	TIME OF DAY
1 -		59.086	3:06.469	57.31	13.339	15:21:31.433
2 -	1:55.341	58.862	2:54.203 (2)	61.35	1.073	15:24:25.636
3 -	1:55.766	59.343	2:55.109 (3)	61.03	1.979	15:27:20.745
4 -	<b>1:55.051</b>	<b>58.079</b>	<b>2:53.130 (1)</b>	<b>61.73</b>		<b>15:30:13.875</b>
5 -	2:00.642	59.489	3:00.131	59.33	7.001	15:33:14.006

P18 89 M		Phil ZANUTTO		Kawasaki ZXR400 -		
IDEAL LAP TIME : 3:00.384		BEST LAP TIME : 3:00.384		DIFFERENCE : 0.000		
LAP	SECTOR 1	SECTOR 2	LAP TIME	MPH	DIFF	TIME OF DAY
1 -		1:06.879	3:32.443	50.31	32.059	15:21:57.407
2 -	2:01.097	1:02.956	3:04.053 (3)	58.07	3.669	15:25:01.460
3 -	2:03.918	1:02.993	3:06.911	57.18	6.527	15:28:08.371
4 -	2:01.692	1:00.760	3:02.452 (2)	58.58	2.068	15:31:10.823
5 -	<b>1:59.698</b>	<b>1:00.686</b>	<b>3:00.384 (1)</b>	<b>59.25</b>		<b>15:34:11.207</b>

# BMCRC - MRO Championships 2023 - Rnd 3 @ Snetterton

## BMCRC Formula 400 & INTA Motorcycles Blue Haze GP 2-Stroke

### RACE 10 - SECTOR ANALYSIS



SECTOR 1 = FL to I1, SECTOR 2 = I1 to FL, DIFF = Difference To Personal Best Lap, P = Crossed Finish Line in Pit Lane, D = Time Disallowed

<b>P19</b>		<b>17 R</b>		<b>Freddie BATE</b>		Kawasaki NINJA 300 - hartjay	
IDEAL LAP TIME : 3:20.167		BEST LAP TIME : 3:21.259		DIFFERENCE : 1.092			
LAP	SECTOR 1	SECTOR 2	LAP TIME	MPH	DIFF	TIME OF DAY	
1 -		1:08.438	3:32.998	50.17	11.739	15:21:57.962	
2 -	<b>2:13.379</b>	1:07.880	<b>3:21.259 (1)</b>	<b>53.10</b>		<b>15:25:19.221</b>	
3 -	2:16.441	1:12.064	3:28.505 (3)	51.26	7.246	15:28:47.726	
4 -	2:16.097	<b>1:06.788</b>	3:22.885 (2)	52.68	1.626	15:32:10.611	

<b>P20</b>		<b>110 S</b>		<b>Mark HAIGH</b>		Aprilia RS250 - Chesterfield CarClinic/The Tuning Works	
IDEAL LAP TIME : 2:37.054		BEST LAP TIME : 2:37.054		DIFFERENCE : 0.000			
LAP	SECTOR 1	SECTOR 2	LAP TIME	MPH	DIFF	TIME OF DAY	
1 -		57.498	2:57.176	60.32	20.122	15:21:22.140	
2 -	1:49.725	55.222	2:44.947 (3)	64.79	7.893	15:24:07.087	
3 -	1:45.637	54.633	2:40.270 (2)	66.68	3.216	15:26:47.357	
4 -	<b>1:44.598</b>	<b>52.456</b>	<b>2:37.054 (1)</b>	<b>68.05</b>		<b>15:29:24.411</b>	

<b>P21</b>		<b>5 GP</b>		<b>John LEA</b>		Yamaha TZ 250 - P G & J Lea Plumbing & heating	
IDEAL LAP TIME : 2:30.417		BEST LAP TIME : 2:30.429		DIFFERENCE : 0.012			
LAP	SECTOR 1	SECTOR 2	LAP TIME	MPH	DIFF	TIME OF DAY	
1 -		52.409	2:41.023	66.37	10.594	15:21:05.987	
2 -	1:43.611	<b>49.966</b>	2:33.577 (2)	69.59	3.148	15:23:39.564	
3 -	<b>1:40.451</b>	49.978	<b>2:30.429 (1)</b>	<b>71.05</b>		<b>15:26:09.993</b>	

# BMCRC - MRO Championships 2023 - Rnd 3 @ Snetterton

## BMCRC Formula 400 & INTA Motorcycles Blue Haze GP 2-Stroke

### RACE 10 - BEST SECTORS

SECTOR 1			SECTOR 2			IDEAL / BEST COMPARISON						
POS	NO	NAME	TIME	NO	NAME	TIME	POS	NO	NAME	IDEAL	BEST	DIFF
									<b>PERFECT LAP</b>	<b>2:30.316</b>		
1	13	EDMONDSON	<b>1:40.350</b>	5	LEA	<b>49.966</b>	1	5	LEA	2:30.417	2:30.429	<b>0.012</b>
2	5	LEA	<b>1:40.451</b>	13	EDMONDSON	<b>50.109</b>	2	13	EDMONDSON	2:30.459	2:30.459	<b>0.000</b>
3	151	SMITH	<b>1:43.022</b>	3	BARRETT	<b>50.968</b>	3	151	SMITH	2:34.125	2:34.125	<b>0.000</b>
4	7	DEWHURST	<b>1:43.179</b>	151	SMITH	<b>51.103</b>	4	3	BARRETT	2:34.728	2:35.417	<b>0.689</b>
5	3	BARRETT	<b>1:43.760</b>	110	HAIGH	<b>52.456</b>	5	7	DEWHURST	2:36.634	2:36.634	<b>0.000</b>
6	110	HAIGH	<b>1:44.598</b>	16	MAJOR	<b>52.950</b>	6	110	HAIGH	2:37.054	2:37.054	<b>0.000</b>
7	115	DONKERSLEY	<b>1:46.106</b>	95	MARSHALL	<b>53.129</b>	7	16	MAJOR	2:39.137	2:39.137	<b>0.000</b>
8	16	MAJOR	<b>1:46.187</b>	23	ELLIS	<b>53.369</b>	8	95	MARSHALL	2:39.684	2:39.684	<b>0.000</b>
9	95	MARSHALL	<b>1:46.555</b>	7	DEWHURST	<b>53.455</b>	9	115	DONKERSLEY	2:39.764	2:40.459	<b>0.695</b>
10	23	ELLIS	<b>1:47.439</b>	115	DONKERSLEY	<b>53.658</b>	10	23	ELLIS	2:40.808	2:40.808	<b>0.000</b>
11	72	MUNSON	<b>1:48.143</b>	72	MUNSON	<b>53.877</b>	11	72	MUNSON	2:42.020	2:43.749	<b>1.729</b>
12	97	TAIG	<b>1:49.869</b>	97	TAIG	<b>54.244</b>	12	97	TAIG	2:44.113	2:46.040	<b>1.927</b>
13	24	GODZISZ	<b>1:49.956</b>	24	GODZISZ	<b>54.559</b>	13	24	GODZISZ	2:44.515	2:45.632	<b>1.117</b>
14	39	MONK	<b>1:50.234</b>	39	MONK	<b>55.156</b>	14	39	MONK	2:45.390	2:45.390	<b>0.000</b>
15	101	ROSSATO	<b>1:50.250</b>	9	GRANT	<b>55.593</b>	15	101	ROSSATO	2:46.165	2:46.165	<b>0.000</b>
16	27	SINCA	<b>1:50.741</b>	10	BRUNSDON	<b>55.793</b>	16	9	GRANT	2:46.928	2:47.743	<b>0.815</b>
17	9	GRANT	<b>1:51.335</b>	101	ROSSATO	<b>55.915</b>	17	27	SINCA	2:48.089	2:48.108	<b>0.019</b>
18	10	BRUNSDON	<b>1:52.555</b>	27	SINCA	<b>57.348</b>	18	10	BRUNSDON	2:48.348	2:48.465	<b>0.117</b>
19	57	WILTON	<b>1:55.051</b>	57	WILTON	<b>58.079</b>	19	57	WILTON	2:53.130	2:53.130	<b>0.000</b>
20	89	ZANUTTO	<b>1:59.698</b>	89	ZANUTTO	<b>1:00.686</b>	20	89	ZANUTTO	3:00.384	3:00.384	<b>0.000</b>
21	17	BATE	<b>2:13.379</b>	17	BATE	<b>1:06.788</b>	21	17	BATE	3:20.167	3:21.259	<b>1.092</b>
22												
23												
24												
25												
26												



# BMCRC - MRO Championships 2023 - Rnd 3 @ Snetterton

## BMCRC Formula 400 & INTA Motorcycles Blue Haze GP 2-Stroke

### RACE 10 - STATISTICS

**Competitors Started** 25  
**Planned Start** 2023-05-06 @ 14:20:00.000  
**Actual Start** 2023-05-06 @ 15:18:24.963  
**Finish Time** 2023-05-06 @ 15:31:12.660  
**Track Length** 2.9689mi.  
**Total Laps** 101  
**Total Distance Covered** 299.8600mi.

#### Session Fastest Lap History

NO	CL	NAME	LAP TIME	TIME OF DAY	LAP	VEHICLE
13	GP	Doug EDMONDSON	<b>2:31.664</b>	15:23:37.194	2	Yamaha TZ 250
13	GP	Doug EDMONDSON	<b>2:31.085</b>	15:26:08.280	3	Yamaha TZ 250
5	GP	John LEA	<b>2:30.429</b>	15:26:10.007	3	Yamaha TZ 250

#### Session Leader History

NO	CL	NAME	FROM LAP	LAPS LED	DISTANCE	VEHICLE
151	S	Nick SMITH	1	1	2.96 miles	Kawasaki ZXR400
13	GP	Doug EDMONDSON	2	4	11.87 miles	Yamaha TZ 250

#### Flag History

TYPE	TIME OF DAY
GREEN	15:18:24.963
FINISH	15:31:12.660

#### Flag Statistics

TYPE	COUNT	TOTAL LAPS	TOTAL TIME
Green	1	5	15:55.229
Red	0	0	0.000
Safety Car	0	0	0.000
FCY	0	0	0.000

# BMCRC - MRO Championships 2023 - Rnd 3 @ Snetterton

## BMCRC Formula 400 & INTA Motorcycles Blue Haze GP 2-Stroke

### RACE 10 - STATISTICS

**CLASS : GP**

3 Starters

#### Fastest Lap History

NO	NAME	LAP TIME	TIME OF DAY	LAP	VEHICLE
13	Doug EDMONDSON	<b>2:31.664</b>	15:23:37.194	2	Yamaha TZ 250
13	Doug EDMONDSON	<b>2:31.085</b>	15:26:08.280	3	Yamaha TZ 250
5	John LEA	<b>2:30.429</b>	15:26:10.007	3	Yamaha TZ 250

#### Leader History

NO	NAME	FROM LAP	LAPS LED	DISTANCE	VEHICLE
13	Doug EDMONDSON	1	5	14.84 miles	Yamaha TZ 250

# BMCRC - MRO Championships 2023 - Rnd 3 @ Snetterton

## BMCRC Formula 400 & INTA Motorcycles Blue Haze GP 2-Stroke

### RACE 10 - STATISTICS

**CLASS : M**

4 Starters

#### Fastest Lap History

NO	NAME	LAP TIME	TIME OF DAY	LAP	VEHICLE
7	Roy DEWHURST	<b>2:44.004</b>	15:24:06.467	2	Kawasaki ZXR 400
7	Roy DEWHURST	<b>2:40.750</b>	15:26:47.216	3	Kawasaki ZXR 400
7	Roy DEWHURST	<b>2:36.634</b>	15:29:23.851	4	Kawasaki ZXR 400

#### Leader History

NO	NAME	FROM LAP	LAPS LED	DISTANCE	VEHICLE
7	Roy DEWHURST	1	5	14.84 miles	Kawasaki ZXR 400

# BMCRC - MRO Championships 2023 - Rnd 3 @ Snetterton

## BMCRC Formula 400 & INTA Motorcycles Blue Haze GP 2-Stroke

### RACE 10 - STATISTICS

**CLASS : R**

1 Starters

#### Fastest Lap History

NO	NAME	LAP TIME	TIME OF DAY	LAP	VEHICLE
17	Freddie BATE	3:21.259	15:25:19.226	2	Kawasaki NINJA 300

#### Leader History

NO	NAME	FROM LAP	LAPS LED	DISTANCE	VEHICLE
17	Freddie BATE	1	4	11.87 miles	Kawasaki NINJA 300

**BMCRC - MRO Championships 2023 - Rnd 3 @ Snetterton**

**BMCRC Formula 400 & INTA Motorcycles Blue Haze GP 2-Stroke**

**RACE 10 - STATISTICS**

**CLASS : S**

16 Starters

**Fastest Lap History**

NO	NAME	LAP TIME	TIME OF DAY	LAP	VEHICLE
151	Nick SMITH	2:34.125	15:23:39.512	2	Kawasaki ZXR400

**Leader History**

NO	NAME	FROM LAP	LAPS LED	DISTANCE	VEHICLE
151	Nick SMITH	1	5	14.84 miles	Kawasaki ZXR400

# BMCRC - MRO Championships 2023 - Rnd 3 @ Snetterton

## BMCRC Formula 400 & INTA Motorcycles Blue Haze GP 2-Stroke

### RACE 10 - STATISTICS

CLASS : S/R

1 Starters

#### Fastest Lap History

NO	NAME	LAP TIME	TIME OF DAY	LAP	VEHICLE
115	Jake DONKERSLEY	<b>2:48.668</b>	15:24:11.338	2	Honda VFR400 NC30
115	Jake DONKERSLEY	<b>2:43.113</b>	15:26:54.452	3	Honda VFR400 NC30
115	Jake DONKERSLEY	<b>2:40.459</b>	15:29:34.913	4	Honda VFR400 NC30

#### Leader History

NO	NAME	FROM LAP	LAPS LED	DISTANCE	VEHICLE
115	Jake DONKERSLEY	1	5	14.84 miles	Honda VFR400 NC30

# BMCRC - MRO Championships 2023 - Rnd 3 @ Snetterton

## BMCRC Formula 400 & INTA Motorcycles Blue Haze GP 2-Stroke

### RACE 21 - GRID (5 Laps)

ROW 12				34	577	Richard BUCKHAM				
ROW 11		33	70	Mike ARTER	32	44	Liam ARMITAGE	31	22	Rik BALLERINI
ROW 10	30	99	Jack WOLFF	29	199	Michael FROST	28	170	Andrew BURSCOUGH	
ROW 9		27	8	Phil ATKINSON	26	65	Andrew MOXON	25	88	Florentin STANCIU
ROW 8	24	56	Phil MARSH	23	17	Freddie BATE	22	89	Phil ZANUTTO	
ROW 7		21	57	John WILTON	20	10	Mike BRUNSDON	19	27	Lucian Silviu SINCA
ROW 6	18	9	William GRANT	17	101	Francesco ROSSATO	16	97	Nicholas TAIG	
ROW 5		15	24	Harley GODZISZ	14	39	Aaron MONK	13	72	Samuel MUNSON
ROW 4	12	25	Haydon SMITH	11	771	Maximus HARDY	10	23	Joe ELLIS	
ROW 3		9	115	Jake DONKERSLEY	8	95	Greg MARSHALL	7	16	Alan MAJOR
ROW 2	6	110	Mark HAIGH	5	7	Roy DEWHURST	4	3	Tom BARRETT	
ROW 1		3	151	Nick SMITH	2	13	Doug EDMONDSON	1	5	John LEA
<b>Pole</b>										

Snetterton 300: 2.9689 miles

These results are provisional until the conclusion of any judicial and technical matters.

Clerk Of Course :	Stewards :	Timekeeper : Richard Evans
-------------------	------------	----------------------------

Results can be found at [www.tsl-timing.com](http://www.tsl-timing.com)

Printed - 15:39 Saturday, 06 May 2023



## BMCRC - MRO Championships 2023 - Rnd 3 @ Snetterton

### BMCRC Formula 400 & INTA Motorcycles Blue Haze GP 2-Stroke

#### RACE 21 - CLASSIFICATION

POS	NO	CL	PIC NAME	ENTRY	LAPS	TIME	GAP	DIFF	MPH	BEST	ON
1	5	GP	1 John LEA	Yamaha TZ 250 - P G & J Lea Plumbing & heating	5	11:15.524			79.10	2:13.877	3
2	25	M	1 Haydon SMITH	Kawasaki ZXR400 - HI-Precision Engineering Ltd	5	11:55.201	39.677	39.677	74.72	2:20.128	4
3	151	S	1 Nick SMITH	Kawasaki ZXR400 - HI-Precision Engineering Ltd	5	11:55.840	40.316	0.639	74.65	2:20.187	5
4	16	S	2 Alan MAJOR	Kawasaki ZXR400 - Major Performance Developmer	5	11:56.402	40.878	0.562	74.59	2:19.971	3
5	3	GP	2 Tom BARRETT	Honda RS250 -	5	11:57.556	42.032	1.154	74.47	2:20.370	3
6	23	S	3 Joe ELLIS	Kawasaki EX 400 - Jpr	5	11:57.932	42.408	0.376	74.43	2:19.772	5
7	95	S	4 Greg MARSHALL	Kawasaki NINJA 400 - EBCBrakes ,HELPerformanc	5	12:04.480	48.956	6.548	73.76	2:21.799	4
8	72	S	5 Samuel MUNSON	Kawazaki NINJA 400 - Studio Creative Services	5	12:04.535	49.011	0.055	73.75	2:21.540	5
9	115	S/R	1 Jake DONKERSLEY	Honda VFR400 NC30 -	5	12:05.602	50.078	1.067	73.64	2:22.206	5
10	39	S	6 Aaron MONK	Kawasaki NINJA 400 - flyaspitfire.co.uk	5	12:17.781	1:02.257	12.179	72.43	2:25.418	3
11	7	M	2 Roy DEWHURST	Kawasaki ZXR 400 - Dawn	5	12:26.659	1:11.135	8.878	71.57	2:26.103	5
12	65	M	3 Andrew MOXON	Aprilia RS 250 - Vanguard motorsport Uckfield + DAF	5	12:27.069	1:11.545	0.410	71.53	2:26.016	2
13	97	S	7 Nicholas TAIG	Honda VFR400 NC30 - RST, Bell Helmets UK	5	12:49.793	1:34.269	22.724	69.42	2:31.688	4
14	56	M	4 Phil MARSH	Kawasaki ZXR400 - IMP Racing / CapsuleAI	5	12:56.288	1:40.764	6.495	68.84	2:31.562	5
15	24	S	8 Harley GODZISZ	Honda NC30 - SonicRacing.co.uk	5	12:58.520	1:42.996	2.232	68.64	2:32.751	2
16	57	S	9 John WILTON	Kawasaki ZXR400 -	5	12:58.557	1:43.033	0.037	68.64	2:31.399	4
17	101	S	10 Francesco ROSSATO	Kawasaki ZXR400 -	5	12:59.026	1:43.502	0.469	68.59	2:29.317	5
18	27	S	11 Lucian Silviu SINCA	Kawasaki ZXR400 -	5	12:59.412	1:43.888	0.386	68.56	2:31.959	5
19	10	S	12 Mike BRUNSDON	Kawasaki NINJA 400 - Parts Europe	5	13:03.209	1:47.685	3.797	68.23	2:31.394	5
20	88	S	13 Florentin STANCIU	Kawasaki ZXR400 -	4	11:18.945	1 Lap	1 Lap	62.96	2:47.844	2
21	17	R	1 Freddie BATE	Kawasaki NINJA 300 - hartjay	4	11:30.277	1 Lap	11.332	61.93	2:50.224	3

#### NOT CLASSIFIED

DNF	99	S	Jack WOLFF	Kawasaki NINJA 300 - Nym Technologies Racing	2	5:25.635	3 Laps	2 Laps	65.64	2:37.098	2
DNF	89	M	Phil ZANUTTO	Kawasaki ZXR400 -	1	2:54.617	4 Laps	1 Lap	61.20		

#### NOT STARTED

NS	13	GP	Doug EDMONDSON	Yamaha TZ 250 - Stan Stephens Tuning							
----	----	----	----------------	--------------------------------------	--	--	--	--	--	--	--

#### FASTEST LAP

5	GP	John LEA	Yamaha TZ 250 - P G & J Lea Plumbing & heating	3	2:13.877	79.83 mph	128.48 kph
23	S	Joe ELLIS	Kawasaki EX 400 - Jpr	5	2:19.772	76.46 mph	123.06 kph
25	M	Haydon SMITH	Kawasaki ZXR400 - HI-Precision Engineering Ltd	4	2:20.128	76.27 mph	122.75 kph
115	S/R	Jake DONKERSLEY	Honda VFR400 NC30 -	5	2:22.206	75.15 mph	120.95 kph
17	R	Freddie BATE	Kawasaki NINJA 300 - hartjay	3	2:50.224	62.78 mph	101.04 kph

Class GP - 92.5% of Race Speed = 73.16 mph

Class M - 92.5% of Race Speed = 69.11 mph

Class S - 92.5% of Race Speed = 69.05 mph

Class S/R - 92.5% of Race Speed = 68.11 mph

Class R - 92.5% of Race Speed = 57.28 mph

Weather / Track : Cloudy / Drying

These results are provisional until the conclusion of any judicial and technical matters.

Race Distance: 5 Laps / 14.84 miles

Snetterton 300: 2.9689 miles

Date: 07/05/2023 Start: 10:29 Finish: 10:40

Clerk Of Course :	Stewards :	Timekeeper : Richard Evans
-------------------	------------	----------------------------

Results can be found at [www.tsl-timing.com](http://www.tsl-timing.com)

Printed - 10:43 Sunday, 07 May 2023





# BMCRC - MRO Championships 2023 - Rnd 3 @ Snetterton

## BMCRC Formula 400 & INTA Motorcycles Blue Haze GP 2-Stroke

### RACE 21 - LAP CHART

#### LAP 1 @ 10:31:31.326

NO	BEHIND	LAP TIME
5		2:17.478
151	10.078	2:27.556
16	13.294	2:30.772
25	13.400	2:30.878
3	13.852	2:31.330
72	16.150	2:33.628
23	16.579	2:34.057
95	16.635	2:34.113
115	17.340	2:34.818
39	17.573	2:35.051
7	18.295	2:35.773
65	18.990	2:36.468
97	22.562	2:40.040
24	24.071	2:41.549
56	27.393	2:44.871
27	29.060	2:46.538
57	29.662	2:47.140
101	30.402	2:47.880
99	31.059	2:48.537
10	31.753	2:49.231
88	34.989	2:52.467
89	37.139	2:54.617
17	39.548	2:57.026

#### LAP 2 @ 10:33:45.218

NO	BEHIND	LAP TIME
5		2:13.892
151	20.662	2:24.476
16	22.912	2:23.510
25	23.262	2:23.754
3	23.898	2:23.938
23	25.426	2:22.739
72	26.058	2:23.800
115	26.329	2:22.881
95	26.875	2:24.132
39	29.449	2:25.768
65	31.114	2:26.016
7	32.241	2:27.838
97	41.995	2:33.325
24	42.930	2:32.751
56	47.781	2:34.280
27	49.859	2:34.691
101	50.172	2:33.662
57	50.780	2:35.010
10	54.057	2:36.196
99	54.265	2:37.098
88	1:08.941	2:47.844
17	1:17.613	2:51.957

#### LAP 3 @ 10:35:59.095

NO	BEHIND	LAP TIME
5		2:13.877
151	28.610	2:21.825
16	29.006	2:19.971
25	29.562	2:20.177
3	30.391	2:20.370
23	32.602	2:21.053
95	35.552	2:22.554
72	35.589	2:23.408
115	35.919	2:23.467
39	40.990	2:25.418
7	46.876	2:28.512

65	47.140	2:29.903
97	1:00.354	2:32.236
24	1:03.141	2:34.088
56	1:07.018	2:33.114
27	1:09.790	2:33.808
57	1:10.437	2:33.534
101	1:11.162	2:34.867
10	1:13.569	2:33.389
88	1:45.354	2:50.290
17	1:53.960	2:50.224

#### LAP 4 @ 10:38:13.200

NO	BEHIND	LAP TIME
5		2:14.105
25	35.585	2:20.128
151	36.301	2:21.796
16	36.623	2:21.722
3	37.343	2:21.057
23	38.808	2:20.311
95	43.246	2:21.799
72	43.643	2:22.159
115	44.044	2:22.230
39	52.623	2:25.738
65	1:00.538	2:27.503
7	1:01.204	2:28.433
97	1:17.937	2:31.688
24	1:23.829	2:34.793
56	1:25.374	2:32.461
57	1:27.731	2:31.399
27	1:28.101	2:32.416
101	1:30.357	2:33.300
10	1:32.463	2:32.999

#### LAP 5 @ 10:40:29.372

NO	BEHIND	LAP TIME
5		2:16.172
88	1 Lap	2:48.344
17	1 Lap	2:51.070
25	39.677	2:20.264
151	40.316	2:20.187
16	40.878	2:20.427
3	42.032	2:20.861
23	42.408	2:19.772
95	48.956	2:21.882
72	49.011	2:21.540
115	50.078	2:22.206
39	1:02.257	2:25.806
7	1:11.135	2:26.103
65	1:11.545	2:27.179
97	1:34.269	2:32.504
56	1:40.764	2:31.562
24	1:42.996	2:35.339
57	1:43.033	2:31.474
101	1:43.502	2:29.317
27	1:43.888	2:31.959
10	1:47.685	2:31.394

# BMCRC - MRO Championships 2023 - Rnd 3 @ Snetterton

## BMCRC Formula 400 & INTA Motorcycles Blue Haze GP 2-Stroke

### RACE 21 - POSITION CHART

No	Name	Lap					
		Pos	1	2	3	4	5
5	LEA	1	5	5	5	5	5
13	EDMONDSON	2	151	151	151	25	25
151	SMITH	3	16	16	16	151	151
3	BARRETT	4	25	25	25	16	16
7	DEWHURST	5	3	3	3	3	3
16	MAJOR	6	72	23	23	23	23
95	MARSHALL	7	23	72	95	95	95
115	DONKERSLEY	8	95	115	72	72	72
23	ELLIS	9	115	95	115	115	115
25	SMITH	10	39	39	39	39	39
72	MUNSON	11	7	65	7	65	7
39	MONK	12	65	7	65	7	65
24	GODZISZ	13	97	97	97	97	97
97	TAIG	14	24	24	24	24	56
101	ROSSATO	15	56	56	56	56	24
27	SINCA	16	27	27	27	57	57
10	BRUNSDON	17	57	101	57	27	101
57	WILTON	18	101	57	101	101	27
89	ZANUTTO	19	99	10	10	10	10
17	BATE	20	10	99	88	88	
56	MARSH	21	88	88	17	17	
88	STANCIU	22	89	17			
65	MOXON	23	17				
99	WOLFF	24					

# BMCRC - MRO Championships 2023 - Rnd 3 @ Snetterton

## BMCRC Formula 400 & INTA Motorcycles Blue Haze GP 2-Stroke

### RACE 21 - SECTOR ANALYSIS



SECTOR 1 = FL to I1, SECTOR 2 = I1 to FL, DIFF = Difference To Personal Best Lap, P = Crossed Finish Line in Pit Lane, D = Time Disallowed

P1		5 GP		John LEA		Yamaha TZ 250 - P G & J Lea Plumbing & heating	
IDEAL LAP TIME : 2:12.850		BEST LAP TIME : 2:13.877		DIFFERENCE : 1.027			
LAP	SECTOR 1	SECTOR 2	LAP TIME	MPH	DIFF	TIME OF DAY	
1 -		<b>44.001</b>	2:17.478	77.74	3.601	10:31:31.326	
2 -	<b>1:28.849</b>	45.043	2:13.892 (2)	79.82	0.015	10:33:45.218	
3 -	1:29.440	44.437	<b>2:13.877 (1)</b>	<b>79.83</b>		<b>10:35:59.095</b>	
4 -	1:29.678	44.427	2:14.105 (3)	79.69	0.228	10:38:13.200	
5 -	1:30.615	45.557	2:16.172	78.48	2.295	10:40:29.372	

P2		25 M		Haydon SMITH		Kawasaki ZXR400 - HI-Precision Engineering Ltd	
IDEAL LAP TIME : 2:19.470		BEST LAP TIME : 2:20.128		DIFFERENCE : 0.658			
LAP	SECTOR 1	SECTOR 2	LAP TIME	MPH	DIFF	TIME OF DAY	
1 -		48.054	2:30.878	70.83	10.750	10:31:44.726	
2 -	1:36.102	47.652	2:23.754	74.34	3.626	10:34:08.480	
3 -	1:34.029	<b>46.148</b>	2:20.177 (2)	76.24	0.049	10:36:28.657	
4 -	<b>1:33.322</b>	46.806	<b>2:20.128 (1)</b>	<b>76.27</b>		<b>10:38:48.785</b>	
5 -	1:33.637	46.627	2:20.264 (3)	76.19	0.136	10:41:09.049	

P3		151 S		Nick SMITH		Kawasaki ZXR400 - Hi-Precision Engineering Ltd	
IDEAL LAP TIME : 2:20.081		BEST LAP TIME : 2:20.187		DIFFERENCE : 0.106			
LAP	SECTOR 1	SECTOR 2	LAP TIME	MPH	DIFF	TIME OF DAY	
1 -		47.417	2:27.556	72.43	7.369	10:31:41.404	
2 -	1:36.463	48.013	2:24.476	73.97	4.289	10:34:05.880	
3 -	1:35.049	<b>46.776</b>	2:21.825 (3)	75.36	1.638	10:36:27.705	
4 -	1:34.381	47.415	2:21.796 (2)	75.37	1.609	10:38:49.501	
5 -	<b>1:33.305</b>	46.882	<b>2:20.187 (1)</b>	<b>76.24</b>		<b>10:41:09.688</b>	

P4		16 S		Alan MAJOR		Kawasaki ZXR400 - Major Performance Developments	
IDEAL LAP TIME : 2:19.610		BEST LAP TIME : 2:19.971		DIFFERENCE : 0.361			
LAP	SECTOR 1	SECTOR 2	LAP TIME	MPH	DIFF	TIME OF DAY	
1 -		47.718	2:30.772	70.88	10.801	10:31:44.620	
2 -	1:36.172	47.338	2:23.510	74.47	3.539	10:34:08.130	
3 -	1:33.630	<b>46.341</b>	<b>2:19.971 (1)</b>	<b>76.35</b>		<b>10:36:28.101</b>	
4 -	1:34.585	47.137	2:21.722 (3)	75.41	1.751	10:38:49.823	
5 -	<b>1:33.269</b>	47.158	2:20.427 (2)	76.11	0.456	10:41:10.250	

P5		3 GP		Tom BARRETT		Honda RS250 -	
IDEAL LAP TIME : 2:20.284		BEST LAP TIME : 2:20.370		DIFFERENCE : 0.086			
LAP	SECTOR 1	SECTOR 2	LAP TIME	MPH	DIFF	TIME OF DAY	
1 -		47.974	2:31.330	70.62	10.960	10:31:45.178	
2 -	1:36.241	47.697	2:23.938	74.25	3.568	10:34:09.116	
3 -	1:33.736	<b>46.634</b>	<b>2:20.370 (1)</b>	<b>76.14</b>		<b>10:36:29.486</b>	
4 -	1:33.743	47.314	2:21.057 (3)	75.77	0.687	10:38:50.543	
5 -	<b>1:33.650</b>	47.211	2:20.861 (2)	75.87	0.491	10:41:11.404	

P6		23 S		Joe ELLIS		Kawasaki EX 400 - Jpr	
IDEAL LAP TIME : 2:19.772		BEST LAP TIME : 2:19.772		DIFFERENCE : 0.000			
LAP	SECTOR 1	SECTOR 2	LAP TIME	MPH	DIFF	TIME OF DAY	
1 -		48.688	2:34.057	69.37	14.285	10:31:47.905	
2 -	1:35.250	47.489	2:22.739	74.87	2.967	10:34:10.644	
3 -	1:34.459	46.594	2:21.053 (3)	75.77	1.281	10:36:31.697	
4 -	1:33.755	46.556	2:20.311 (2)	76.17	0.539	10:38:52.008	
5 -	<b>1:33.450</b>	<b>46.322</b>	<b>2:19.772 (1)</b>	<b>76.46</b>		<b>10:41:11.780</b>	

# BMCRC - MRO Championships 2023 - Rnd 3 @ Snetterton

## BMCRC Formula 400 & INTA Motorcycles Blue Haze GP 2-Stroke

### RACE 21 - SECTOR ANALYSIS



SECTOR 1 = FL to I1, SECTOR 2 = I1 to FL, DIFF = Difference To Personal Best Lap, P = Crossed Finish Line in Pit Lane, D = Time Disallowed

P7 95 S		Greg MARSHALL		Kawasaki NINJA 400 - EBCBrakes ,HELPerformance, R&G			
IDEAL LAP TIME : 2:21.466		BEST LAP TIME : 2:21.799		DIFFERENCE : 0.333			
LAP	SECTOR 1	SECTOR 2	LAP TIME	MPH	DIFF	TIME OF DAY	
1 -		48.710	2:34.113	69.35	12.314	10:31:47.961	
2 -	1:35.980	48.152	2:24.132	74.15	2.333	10:34:12.093	
3 -	1:35.132	<b>47.422</b>	2:22.554 (3)	74.97	0.755	10:36:34.647	
4 -	<b>1:34.044</b>	47.755	<b>2:21.799 (1)</b>	<b>75.37</b>		<b>10:38:56.446</b>	
5 -	1:34.146	47.736	2:21.882 (2)	75.33	0.083	10:41:18.328	

P8 72 S		Samuel MUNSON		Kawazaki NINJA 400 - Studio Creative Services			
IDEAL LAP TIME : 2:21.323		BEST LAP TIME : 2:21.540		DIFFERENCE : 0.217			
LAP	SECTOR 1	SECTOR 2	LAP TIME	MPH	DIFF	TIME OF DAY	
1 -		48.748	2:33.628	69.57	12.088	10:31:47.476	
2 -	1:35.881	47.919	2:23.800	74.32	2.260	10:34:11.276	
3 -	1:35.215	48.193	2:23.408 (3)	74.52	1.868	10:36:34.684	
4 -	1:34.531	<b>47.628</b>	2:22.159 (2)	75.18	0.619	10:38:56.843	
5 -	<b>1:33.695</b>	47.845	<b>2:21.540 (1)</b>	<b>75.51</b>		<b>10:41:18.383</b>	

P9 115 S/R		Jake DONKERSLEY		Honda VFR400 NC30 -			
IDEAL LAP TIME : 2:21.849		BEST LAP TIME : 2:22.206		DIFFERENCE : 0.357			
LAP	SECTOR 1	SECTOR 2	LAP TIME	MPH	DIFF	TIME OF DAY	
1 -		49.280	2:34.818	69.03	12.612	10:31:48.666	
2 -	1:34.935	47.946	2:22.881 (3)	74.80	0.675	10:34:11.547	
3 -	1:35.674	47.793	2:23.467	74.49	1.261	10:36:35.014	
4 -	1:34.564	<b>47.666</b>	2:22.230 (2)	75.14	0.024	10:38:57.244	
5 -	<b>1:34.183</b>	48.023	<b>2:22.206 (1)</b>	<b>75.15</b>		<b>10:41:19.450</b>	

P10 39 S		Aaron MONK		Kawasaki NINJA 400 - flyaspitfire.co.uk			
IDEAL LAP TIME : 2:24.878		BEST LAP TIME : 2:25.418		DIFFERENCE : 0.540			
LAP	SECTOR 1	SECTOR 2	LAP TIME	MPH	DIFF	TIME OF DAY	
1 -		49.362	2:35.051	68.93	9.633	10:31:48.899	
2 -	<b>1:36.672</b>	49.096	2:25.768 (3)	73.32	0.350	10:34:14.667	
3 -	1:37.212	<b>48.206</b>	<b>2:25.418 (1)</b>	<b>73.49</b>		<b>10:36:40.085</b>	
4 -	1:37.252	48.486	2:25.738 (2)	73.33	0.320	10:39:05.823	
5 -	1:37.270	48.536	2:25.806	73.30	0.388	10:41:31.629	

P11 7 M		Roy DEWHURST		Kawasaki ZXR 400 - Dawn			
IDEAL LAP TIME : 2:26.103		BEST LAP TIME : 2:26.103		DIFFERENCE : 0.000			
LAP	SECTOR 1	SECTOR 2	LAP TIME	MPH	DIFF	TIME OF DAY	
1 -		49.628	2:35.773	68.61	9.670	10:31:49.621	
2 -	1:38.434	49.404	2:27.838 (2)	72.29	1.735	10:34:17.459	
3 -	1:38.386	50.126	2:28.512	71.96	2.409	10:36:45.971	
4 -	1:37.737	50.696	2:28.433 (3)	72.00	2.330	10:39:14.404	
5 -	<b>1:36.794</b>	<b>49.309</b>	<b>2:26.103 (1)</b>	<b>73.15</b>		<b>10:41:40.507</b>	

P12 65 M		Andrew MOXON		Aprilia RS 250 - Vanguard motorsport Uckfield + DART Motorspx			
IDEAL LAP TIME : 2:25.476		BEST LAP TIME : 2:26.016		DIFFERENCE : 0.540			
LAP	SECTOR 1	SECTOR 2	LAP TIME	MPH	DIFF	TIME OF DAY	
1 -		<b>48.296</b>	2:36.468	68.30	10.452	10:31:50.316	
2 -	<b>1:37.180</b>	48.836	<b>2:26.016 (1)</b>	<b>73.19</b>		<b>10:34:16.332</b>	
3 -	1:38.843	51.060	2:29.903	71.29	3.887	10:36:46.235	
4 -	1:37.861	49.642	2:27.503 (3)	72.46	1.487	10:39:13.738	
5 -	1:37.431	49.748	2:27.179 (2)	72.61	1.163	10:41:40.917	

# BMCRC - MRO Championships 2023 - Rnd 3 @ Snetterton

## BMCRC Formula 400 & INTA Motorcycles Blue Haze GP 2-Stroke

### RACE 21 - SECTOR ANALYSIS



SECTOR 1 = FL to I1, SECTOR 2 = I1 to FL, DIFF = Difference To Personal Best Lap, P = Crossed Finish Line in Pit Lane, D = Time Disallowed

P13 97 S		Nicholas TAIG		Honda VFR400 NC30 - RST, Bell Helmets UK		
IDEAL LAP TIME : 2:31.631		BEST LAP TIME : 2:31.688		DIFFERENCE : 0.057		
LAP	SECTOR 1	SECTOR 2	LAP TIME	MPH	DIFF	TIME OF DAY
1 -		51.696	2:40.040	66.78	8.352	10:31:53.888
2 -	1:41.377	51.948	2:33.325	69.70	1.637	10:34:27.213
3 -	1:40.964	51.272	2:32.236 (2)	70.20	0.548	10:36:59.449
4 -	1:41.000	<b>50.688</b>	<b>2:31.688 (1)</b>	<b>70.46</b>		<b>10:39:31.137</b>
5 -	<b>1:40.943</b>	51.561	2:32.504 (3)	70.08	0.816	10:42:03.641

P14 56 M		Phil MARSH		Kawasaki ZXR400 - IMP Racing / CapsuleAI		
IDEAL LAP TIME : 2:31.401		BEST LAP TIME : 2:31.562		DIFFERENCE : 0.161		
LAP	SECTOR 1	SECTOR 2	LAP TIME	MPH	DIFF	TIME OF DAY
1 -		52.336	2:44.871	64.82	13.309	10:31:58.719
2 -	1:42.441	51.839	2:34.280	69.27	2.718	10:34:32.999
3 -	1:41.629	51.485	2:33.114 (3)	69.80	1.552	10:37:06.113
4 -	<b>1:41.154</b>	51.307	2:32.461 (2)	70.10	0.899	10:39:38.574
5 -	1:41.315	<b>50.247</b>	<b>2:31.562 (1)</b>	<b>70.51</b>		<b>10:42:10.136</b>

P15 24 S		Harley GODZISZ		Honda NC30 - SonicRacing.co.uk		
IDEAL LAP TIME : 2:32.433		BEST LAP TIME : 2:32.751		DIFFERENCE : 0.318		
LAP	SECTOR 1	SECTOR 2	LAP TIME	MPH	DIFF	TIME OF DAY
1 -		<b>51.026</b>	2:41.549	66.15	8.798	10:31:55.397
2 -	<b>1:41.407</b>	51.344	<b>2:32.751 (1)</b>	<b>69.97</b>		<b>10:34:28.148</b>
3 -	1:42.222	51.866	2:34.088 (2)	69.36	1.337	10:37:02.236
4 -	1:42.268	52.525	2:34.793 (3)	69.04	2.042	10:39:37.029
5 -	1:43.169	52.170	2:35.339	68.80	2.588	10:42:12.368

P16 57 S		John WILTON		Kawasaki ZXR400 -		
IDEAL LAP TIME : 2:30.709		BEST LAP TIME : 2:31.399		DIFFERENCE : 0.690		
LAP	SECTOR 1	SECTOR 2	LAP TIME	MPH	DIFF	TIME OF DAY
1 -		53.544	2:47.140	63.94	15.741	10:32:00.988
2 -	1:43.059	51.951	2:35.010	68.95	3.611	10:34:35.998
3 -	1:41.188	52.346	2:33.534 (3)	69.61	2.135	10:37:09.532
4 -	<b>1:40.092</b>	51.307	<b>2:31.399 (1)</b>	<b>70.59</b>		<b>10:39:40.931</b>
5 -	1:40.857	<b>50.617</b>	2:31.474 (2)	70.56	0.075	10:42:12.405

P17 101 S		Francesco ROSSATO		Kawasaki ZXR400 -		
IDEAL LAP TIME : 2:29.317		BEST LAP TIME : 2:29.317		DIFFERENCE : 0.000		
LAP	SECTOR 1	SECTOR 2	LAP TIME	MPH	DIFF	TIME OF DAY
1 -		54.976	2:47.880	63.66	18.563	10:32:01.728
2 -	1:41.524	52.138	2:33.662 (3)	69.55	4.345	10:34:35.390
3 -	1:43.792	51.075	2:34.867	69.01	5.550	10:37:10.257
4 -	1:42.376	50.924	2:33.300 (2)	69.72	3.983	10:39:43.557
5 -	<b>1:38.921</b>	<b>50.396</b>	<b>2:29.317 (1)</b>	<b>71.57</b>		<b>10:42:12.874</b>

P18 27 S		Lucian Silviu SINCA		Kawasaki ZXR400 -		
IDEAL LAP TIME : 2:31.214		BEST LAP TIME : 2:31.959		DIFFERENCE : 0.745		
LAP	SECTOR 1	SECTOR 2	LAP TIME	MPH	DIFF	TIME OF DAY
1 -		53.372	2:46.538	64.17	14.579	10:32:00.386
2 -	1:42.047	52.644	2:34.691	69.09	2.732	10:34:35.077
3 -	1:41.562	52.246	2:33.808 (3)	69.48	1.849	10:37:08.885
4 -	1:41.655	<b>50.761</b>	2:32.416 (2)	70.12	0.457	10:39:41.301
5 -	<b>1:40.453</b>	51.506	<b>2:31.959 (1)</b>	<b>70.33</b>		<b>10:42:13.260</b>

# BMCRC - MRO Championships 2023 - Rnd 3 @ Snetterton

## BMCRC Formula 400 & INTA Motorcycles Blue Haze GP 2-Stroke

### RACE 21 - SECTOR ANALYSIS



SECTOR 1 = FL to I1, SECTOR 2 = I1 to FL, DIFF = Difference To Personal Best Lap, P = Crossed Finish Line in Pit Lane, D = Time Disallowed

P19		10 S		Mike BRUNSDON		Kawasaki NINJA 400 - Parts Europe	
IDEAL LAP TIME : 2:31.394		BEST LAP TIME : 2:31.394		DIFFERENCE : 0.000			
LAP	SECTOR 1	SECTOR 2	LAP TIME	MPH	DIFF	TIME OF DAY	
1 -		53.729	2:49.231	63.15	17.837	10:32:03.079	
2 -	1:42.389	53.807	2:36.196	68.42	4.802	10:34:39.275	
3 -	1:41.118	52.271	2:33.389 (3)	69.67	1.995	10:37:12.664	
4 -	1:41.269	51.730	2:32.999 (2)	69.85	1.605	10:39:45.663	
5 -	<b>1:40.741</b>	<b>50.653</b>	<b>2:31.394 (1)</b>	<b>70.59</b>		<b>10:42:17.057</b>	

P20		88 S		Florentin STANCIU		Kawasaki ZXR400 -	
IDEAL LAP TIME : 2:44.771		BEST LAP TIME : 2:47.844		DIFFERENCE : 3.073			
LAP	SECTOR 1	SECTOR 2	LAP TIME	MPH	DIFF	TIME OF DAY	
1 -		56.175	2:52.467	61.97	4.623	10:32:06.315	
2 -	<b>1:48.989</b>	58.855	<b>2:47.844 (1)</b>	<b>63.67</b>		<b>10:34:54.159</b>	
3 -	1:50.825	59.465	2:50.290 (3)	62.76	2.446	10:37:44.449	
4 -	1:52.562	<b>55.782</b>	2:48.344 (2)	63.48	0.500	10:40:32.793	

P21		17 R		Freddie BATE		Kawasaki NINJA 300 - hartjay	
IDEAL LAP TIME : 2:49.494		BEST LAP TIME : 2:50.224		DIFFERENCE : 0.730			
LAP	SECTOR 1	SECTOR 2	LAP TIME	MPH	DIFF	TIME OF DAY	
1 -		<b>56.553</b>	2:57.026	60.37	6.802	10:32:10.874	
2 -	1:53.456	58.501	2:51.957 (3)	62.15	1.733	10:35:02.831	
3 -	<b>1:52.941</b>	57.283	<b>2:50.224 (1)</b>	<b>62.78</b>		<b>10:37:53.055</b>	
4 -	1:53.645	57.425	2:51.070 (2)	62.47	0.846	10:40:44.125	

P22		99 S		Jack WOLFF		Kawasaki NINJA 300 - Nym Technologies Racing	
IDEAL LAP TIME : 2:34.536		BEST LAP TIME : 2:37.098		DIFFERENCE : 2.562			
LAP	SECTOR 1	SECTOR 2	LAP TIME	MPH	DIFF	TIME OF DAY	
1 -		<b>53.529</b>	2:48.537	63.41	11.439	10:32:02.385	
2 -	1:43.030	54.068	<b>2:37.098 (1)</b>	<b>68.03</b>		<b>10:34:39.483</b>	

P23		89 M		Phil ZANUTTO		Kawasaki ZXR400 -	
IDEAL LAP TIME :		BEST LAP TIME :		DIFFERENCE :			
LAP	SECTOR 1	SECTOR 2	LAP TIME	MPH	DIFF	TIME OF DAY	
1 -		<b>54.785</b>	2:54.617	61.20		10:32:08.465	

# BMCRC - MRO Championships 2023 - Rnd 3 @ Snetterton

## BMCRC Formula 400 & INTA Motorcycles Blue Haze GP 2-Stroke

### RACE 21 - BEST SECTORS

SECTOR 1			SECTOR 2			IDEAL / BEST COMPARISON						
POS	NO	NAME	TIME	NO	NAME	TIME	POS	NO	NAME	IDEAL	BEST	DIFF
									<b>PERFECT LAP</b>	<b>2:12.850</b>		
1	5	LEA	1:28.849	5	LEA	44.001	1	5	LEA	2:12.850	2:13.877	1.027
2	16	MAJOR	1:33.269	25	SMITH	46.148	2	25	SMITH	2:19.470	2:20.128	0.658
3	151	SMITH	1:33.305	23	ELLIS	46.322	3	16	MAJOR	2:19.610	2:19.971	0.361
4	25	SMITH	1:33.322	16	MAJOR	46.341	4	23	ELLIS	2:19.772	2:19.772	0.000
5	23	ELLIS	1:33.450	3	BARRETT	46.634	5	151	SMITH	2:20.081	2:20.187	0.106
6	3	BARRETT	1:33.650	151	SMITH	46.776	6	3	BARRETT	2:20.284	2:20.370	0.086
7	72	MUNSON	1:33.695	95	MARSHALL	47.422	7	72	MUNSON	2:21.323	2:21.540	0.217
8	95	MARSHALL	1:34.044	72	MUNSON	47.628	8	95	MARSHALL	2:21.466	2:21.799	0.333
9	115	DONKERSLEY	1:34.183	115	DONKERSLEY	47.666	9	115	DONKERSLEY	2:21.849	2:22.206	0.357
10	39	MONK	1:36.672	39	MONK	48.206	10	39	MONK	2:24.878	2:25.418	0.540
11	7	DEWHURST	1:36.794	65	MOXON	48.296	11	65	MOXON	2:25.476	2:26.016	0.540
12	65	MOXON	1:37.180	7	DEWHURST	49.309	12	7	DEWHURST	2:26.103	2:26.103	0.000
13	101	ROSSATO	1:38.921	56	MARSH	50.247	13	101	ROSSATO	2:29.317	2:29.317	0.000
14	57	WILTON	1:40.092	101	ROSSATO	50.396	14	57	WILTON	2:30.709	2:31.399	0.690
15	27	SINCA	1:40.453	57	WILTON	50.617	15	27	SINCA	2:31.214	2:31.959	0.745
16	10	BRUNSDON	1:40.741	10	BRUNSDON	50.653	16	10	BRUNSDON	2:31.394	2:31.394	0.000
17	97	TAIG	1:40.943	97	TAIG	50.688	17	56	MARSH	2:31.401	2:31.562	0.161
18	99	WOLFF	1:41.007	27	SINCA	50.761	18	97	TAIG	2:31.631	2:31.688	0.057
19	56	MARSH	1:41.154	24	GODZISZ	51.026	19	24	GODZISZ	2:32.433	2:32.751	0.318
20	24	GODZISZ	1:41.407	99	WOLFF	53.529	20	99	WOLFF	2:34.536	2:37.098	2.562
21	88	STANCIU	1:48.989	89	ZANUTTO	54.785	21	88	STANCIU	2:44.771	2:47.844	3.073
22	17	BATE	1:52.941	88	STANCIU	55.782	22	17	BATE	2:49.494	2:50.224	0.730
23				17	BATE	56.553	23	89	ZANUTTO			

# BMCRC - MRO Championships 2023 - Rnd 3 @ Snetterton

## BMCRC Formula 400 & INTA Motorcycles Blue Haze GP 2-Stroke

### RACE 21 - STATISTICS

**Competitors Started** 23  
**Planned Start** 2023-05-07 @ 10:20:00.000  
**Actual Start** 2023-05-07 @ 10:29:13.847  
**Finish Time** 2023-05-07 @ 10:40:29.371  
**Track Length** 2.9689mi.  
**Total Laps** 106  
**Total Distance Covered** 314.7046mi.

#### Session Fastest Lap History

NO	CL	NAME	LAP TIME	TIME OF DAY	LAP	VEHICLE
5	GP	John LEA	<b>2:13.892</b>	10:33:45.232	2	Yamaha TZ 250
5	GP	John LEA	<b>2:13.877</b>	10:35:59.109	3	Yamaha TZ 250

#### Session Leader History

NO	CL	NAME	FROM LAP	LAPS LED	DISTANCE	VEHICLE
5	GP	John LEA	1	5	14.84 miles	Yamaha TZ 250

#### Flag History

TYPE	TIME OF DAY
GREEN	10:29:13.847
FINISH	10:40:29.371

#### Flag Statistics

TYPE	COUNT	TOTAL LAPS	TOTAL TIME
Green	1	5	13:53.836
Red	0	0	0.000
Safety Car	0	0	0.000
FCY	0	0	0.000



# BMCRC - MRO Championships 2023 - Rnd 3 @ Snetterton

## BMCRC Formula 400 & INTA Motorcycles Blue Haze GP 2-Stroke

### RACE 21 - STATISTICS

**CLASS : GP**

2 Starters

#### Fastest Lap History

NO	NAME	LAP TIME	TIME OF DAY	LAP	VEHICLE
5	John LEA	<b>2:13.892</b>	10:33:45.232	2	Yamaha TZ 250
5	John LEA	<b>2:13.877</b>	10:35:59.109	3	Yamaha TZ 250

#### Leader History

NO	NAME	FROM LAP	LAPS LED	DISTANCE	VEHICLE
5	John LEA	1	5	14.84 miles	Yamaha TZ 250

# BMCRC - MRO Championships 2023 - Rnd 3 @ Snetterton

## BMCRC Formula 400 & INTA Motorcycles Blue Haze GP 2-Stroke

### RACE 21 - STATISTICS

**CLASS : M**

5 Starters

#### Fastest Lap History

NO	NAME	LAP TIME	TIME OF DAY	LAP	VEHICLE
25	Haydon SMITH	2:23.754	10:34:08.485	2	Kawasaki ZXR400
25	Haydon SMITH	2:20.177	10:36:28.662	3	Kawasaki ZXR400
25	Haydon SMITH	2:20.128	10:38:48.791	4	Kawasaki ZXR400

#### Leader History

NO	NAME	FROM LAP	LAPS LED	DISTANCE	VEHICLE
25	Haydon SMITH	1	5	14.84 miles	Kawasaki ZXR400

# BMCRC - MRO Championships 2023 - Rnd 3 @ Snetterton

## BMCRC Formula 400 & INTA Motorcycles Blue Haze GP 2-Stroke

### RACE 21 - STATISTICS

**CLASS : R**

1 Starters

#### Fastest Lap History

NO	NAME	LAP TIME	TIME OF DAY	LAP	VEHICLE
17	Freddie BATE	<b>2:51.957</b>	10:35:02.836	2	Kawasaki NINJA 300
17	Freddie BATE	<b>2:50.224</b>	10:37:53.060	3	Kawasaki NINJA 300

#### Leader History

NO	NAME	FROM LAP	LAPS LED	DISTANCE	VEHICLE
17	Freddie BATE	1	4	11.87 miles	Kawasaki NINJA 300

# BMCRC - MRO Championships 2023 - Rnd 3 @ Snetterton

## BMCRC Formula 400 & INTA Motorcycles Blue Haze GP 2-Stroke

### RACE 21 - STATISTICS

CLASS : S

14 Starters

#### Fastest Lap History

NO	NAME	LAP TIME	TIME OF DAY	LAP	VEHICLE
151	Nick SMITH	2:24.476	10:34:05.885	2	Kawasaki ZXR400
16	Alan MAJOR	2:23.510	10:34:08.135	2	Kawasaki ZXR400
23	Joe ELLIS	2:22.739	10:34:10.664	2	Kawasaki EX 400
151	Nick SMITH	2:21.825	10:36:27.710	3	Kawasaki ZXR400
16	Alan MAJOR	2:19.971	10:36:28.106	3	Kawasaki ZXR400
23	Joe ELLIS	2:19.772	10:41:11.800	5	Kawasaki EX 400

#### Leader History

NO	NAME	FROM LAP	LAPS LED	DISTANCE	VEHICLE
151	Nick SMITH	1	5	14.84 miles	Kawasaki ZXR400

# BMCRC - MRO Championships 2023 - Rnd 3 @ Snetterton

## BMCRC Formula 400 & INTA Motorcycles Blue Haze GP 2-Stroke

### RACE 21 - STATISTICS

**CLASS : S/R**

1 Starters

#### Fastest Lap History

NO	NAME	LAP TIME	TIME OF DAY	LAP	VEHICLE
115	Jake DONKERSLEY	<b>2:22.881</b>	10:34:11.584	2	Honda VFR400 NC30
115	Jake DONKERSLEY	<b>2:22.230</b>	10:38:57.281	4	Honda VFR400 NC30
115	Jake DONKERSLEY	<b>2:22.206</b>	10:41:19.487	5	Honda VFR400 NC30

#### Leader History

NO	NAME	FROM LAP	LAPS LED	DISTANCE	VEHICLE
115	Jake DONKERSLEY	1	5	14.84 miles	Honda VFR400 NC30

# BMCRC - MRO Championships 2023 - Rnd 3 @ Snetterton

## BMCRC Formula 400 & INTA Motorcycles Blue Haze GP 2-Stroke

### RACE 10 - GRID (5 Laps)

ROW 12				34	<b>577</b> Richard BUCKHAM		
ROW 11		33	<b>70</b> Mike ARTER	32	<b>44</b> Liam ARMITAGE	31	<b>22</b> Rik BALLERINI
ROW 10	30	<b>199</b> Michael FROST	29	<b>170</b> Andrew BURSCOUGH	28	<b>8</b> Phil ATKINSON	
ROW 9		27	<b>9</b> William GRANT	26	<b>771</b> Maximus HARDY	25	<b>110</b> Mark HAIGH
ROW 8	24	<b>13</b> Doug EDMONDSON	23	<b>89</b> Phil ZANUTTO	22	<b>17</b> Freddie BATE	2:50.224
ROW 7		21	<b>88</b> Florentin STANCIU	20	<b>99</b> Jack WOLFF	19	<b>24</b> Harley GODZISZ
ROW 6	18	<b>27</b> Lucian Silviu SINCA	17	<b>97</b> Nicholas TAIG	16	<b>56</b> Phil MARSH	2:31.562
ROW 5		15	<b>57</b> John WILTON	14	<b>10</b> Mike BRUNSDON	13	<b>101</b> Francesco ROSSATO
ROW 4	12	<b>7</b> Roy DEWHURST	11	<b>65</b> Andrew MOXON	10	<b>39</b> Aaron MONK	2:25.418
ROW 3		9	<b>115</b> Jake DONKERSLEY	8	<b>95</b> Greg MARSHALL	7	<b>72</b> Samuel MUNSON
ROW 2	6	<b>3</b> Tom BARRETT	5	<b>151</b> Nick SMITH	4	<b>25</b> Haydon SMITH	2:20.128
ROW 1		3	<b>16</b> Alan MAJOR	2	<b>23</b> Joe ELLIS	1	<b>5</b> John LEA

**Pole**

Snetterton 300: 2.9689 miles

These results are provisional until the conclusion of any judicial and technical matters.

Clerk Of Course :	Stewards :	Timekeeper : Richard Evans
-------------------	------------	----------------------------

Results can be found at [www.tsl-timing.com](http://www.tsl-timing.com)

Printed - 10:46 Sunday, 07 May 2023



## BMCRC - MRO Championships 2023 - Rnd 3 @ Snetterton

### BMCRC Formula 400 & INTA Motorcycles Blue Haze GP 2-Stroke

#### RACE 10 - CLASSIFICATION

POS	NO	CL	PIC NAME	ENTRY	LAPS	TIME	GAP	DIFF	MPH	BEST	ON
1	5	GP	1 John LEA	Yamaha TZ 250 - P G & J Lea Plumbing & heating	3	6:32.770			81.63	2:09.233	2
2	8	GP	2 Phil ATKINSON	Yamaha TZ350 - ROSE MOT/Q Oil Treatments	3	6:40.164	7.394	7.394	80.12	2:07.904	3
3	13	GP	3 Doug EDMONDSON	Yamaha TZ 250 - Stan Stephens Tuning	3	6:45.744	12.974	5.580	79.02	2:11.249	2
4	151	S	1 Nick SMITH	Kawasaki ZXR400 - HI-Precision Engineering Ltd	3	6:50.810	18.040	5.066	78.05	2:13.679	2
5	25	M	1 Haydon SMITH	Kawasaki ZXR400 - HI-Precision Engineering Ltd	3	6:52.036	19.266	1.226	77.81	2:14.059	3
6	23	S	2 Joe ELLIS	Kawasaki EX 400 - Jpr	3	6:52.375	19.605	0.339	77.75	2:13.486	3
7	95	S	3 Greg MARSHALL	Kawasaki NINJA 400 - EBCBrakes ,HELPerformance	3	6:52.573	19.803	0.198	77.71	2:13.661	3
8	771	S	4 Maximus HARDY	Kawasaki NINJA 400 - DAD	3	6:53.202	20.432	0.629	77.59	2:14.082	3
9	3	GP	4 Tom BARRETT	Honda RS250 -	3	6:56.781	24.011	3.579	76.93	2:15.865	3
10	39	S	5 Aaron MONK	Kawasaki NINJA 400 - flyaspitfire.co.uk	3	6:57.716	24.946	0.935	76.76	2:16.100	3
11	72	S	6 Samuel MUNSON	Kawasaki NINJA 400 - Studio Creative Services	3	6:57.744	24.974	0.028	76.75	2:15.631	2
12	65	M	2 Andrew MOXON	Aprilia RS 250 - Vanguard motorsport Uckfield + DAF	3	7:05.504	32.734	7.760	75.35	2:19.104	3
13	16	S	7 Alan MAJOR	Kawasaki ZXR400 - Major Performance Developmer	3	7:19.706	46.936	14.202	72.92	2:21.718	3
14	56	M	3 Phil MARSH	Kawasaki ZXR400 - IMP Racing / CapsuleAI	3	7:19.803	47.033	0.097	72.90	2:23.090	3
15	101	S	8 Francesco ROSSATO	Kawasaki ZXR400 -	3	7:22.334	49.564	2.531	72.48	2:23.360	2
16	199	GP	5 Michael FROST	Yamaha TZ250 4DP -	3	7:29.205	56.435	6.871	71.37	2:25.388	3
17	57	S	9 John WILTON	Kawasaki ZXR400 -	3	7:30.901	58.131	1.696	71.11	2:26.927	2
18	27	S	10 Lucian Silviu SINCA	Kawasaki ZXR400 -	3	7:38.129	1:05.359	7.228	69.98	2:29.975	2
19	88	S	11 Florentin STANCIU	Kawasaki ZXR400 -	3	7:42.910	1:10.140	4.781	69.26	2:28.944	3
20	97	S	12 Nicholas TAIG	Honda VFR400 NC30 - RST, Bell Helmets UK	3	7:44.909	1:12.139	1.999	68.96	2:32.410	2
21	10	S	13 Mike BRUNSDON	Kawasaki NINJA 400 - Parts Europe	3	7:45.899	1:13.129	0.990	68.82	2:32.421	2
22	17	R	1 Freddie BATE	Kawasaki NINJA 300 - hartjay	2	5:22.926	1 Lap	1 Lap	66.19	2:38.174	2
23	24	S	14 Harley GODZISZ	Honda NC30 - SonicRacing.co.uk	2	7:38.558	1 Lap	2:15.632	46.61	2:29.127	2

NOT CLASSIFIED

DNF	115	S/R	Jake DONKERSLEY	Honda VFR400 NC30 -	3	7:05.821	33.051	0.000	75.29	2:18.536	3
-----	-----	-----	-----------------	---------------------	---	----------	--------	-------	-------	----------	---

NOT STARTED

NS	89	M	Phil ZANUTTO	Kawasaki ZXR400 -
----	----	---	--------------	-------------------

FASTEST LAP

8	GP	Phil ATKINSON	Yamaha TZ350 - ROSE MOT/Q Oil Treatments	3	2:07.904	83.56 mph	134.48 kph
23	S	Joe ELLIS	Kawasaki EX 400 - Jpr	3	2:13.486	80.06 mph	128.85 kph
25	M	Haydon SMITH	Kawasaki ZXR400 - HI-Precision Engineering Ltd	3	2:14.059	79.72 mph	128.30 kph
115	S/R	Jake DONKERSLEY	Honda VFR400 NC30 -	3	2:18.536	77.15 mph	124.16 kph
17	R	Freddie BATE	Kawasaki NINJA 300 - hartjay	2	2:38.174	67.57 mph	108.74 kph

Class GP - 92.5% of Race Speed = 75.50 mph

Class S - 92.5% of Race Speed = 72.19 mph

Class M - 92.5% of Race Speed = 71.97 mph

Class R - 92.5% of Race Speed = 61.22 mph

Red Flag (end of session): 14:06

Race Distance: 3 Laps / 8.90 miles

Snetterton 300: 2.9689 miles

Date: 07/05/2023 Start: 13:58 Finish: 14:03

Weather / Track : Bright / Dry

These results are provisional until the conclusion of any judicial and technical matters.

Clerk Of Course :	Stewards :	Timekeeper : Richard Evans
-------------------	------------	----------------------------

Results can be found at [www.tsl-timing.com](http://www.tsl-timing.com)

Printed - 14:11 Sunday, 07 May 2023

# BMCRC - MRO Championships 2023 - Rnd 3 @ Snetterton

## BMCRC Formula 400 & INTA Motorcycles Blue Haze GP 2-Stroke

### RACE 10 - LAP CHART

#### LAP 1 @ 14:00:35.126

NO	BEHIND	LAP TIME
5		2:13.620
25	8.502	2:22.122
13	8.655	2:22.275
8	9.109	2:22.729
151	9.300	2:22.920
23	9.551	2:23.171
95	10.207	2:23.827
771	10.251	2:23.871
72	10.689	2:24.309
3	11.149	2:24.769
39	11.364	2:24.984
65	13.563	2:27.183
115	14.339	2:27.959
16	19.654	2:33.274
56	19.955	2:33.575
101	20.912	2:34.532
57	22.950	2:36.570
27	23.786	2:37.406
199	23.931	2:37.551
97	25.437	2:39.057
10	26.738	2:40.358
88	29.880	2:43.500
17	31.132	2:44.752

39	24.946	2:16.100
72	24.974	2:17.804
65	32.734	2:19.104
115	33.051	2:18.536
16	46.936	2:21.718
56	47.033	2:23.090
101	49.564	2:24.442
199	56.435	2:25.388
57	58.131	2:27.404
27	1:05.359	2:30.748
24	1 Lap	2:29.127
88	1:10.140	2:28.944
97	1:12.139	2:33.442
10	1:13.129	2:33.120

#### LAP 2 @ 14:02:44.359

NO	BEHIND	LAP TIME
5		2:09.233
8	9.407	2:09.531
13	10.671	2:11.249
151	13.746	2:13.679
25	15.124	2:15.855
23	16.036	2:15.718
95	16.059	2:15.085
771	16.267	2:15.249
72	17.087	2:15.631
3	18.063	2:16.147
39	18.763	2:16.632
65	23.547	2:19.217
115	24.432	2:19.326
56	33.860	2:23.138
101	35.039	2:23.360
16	35.135	2:24.714
57	40.644	2:26.927
199	40.964	2:26.266
27	44.528	2:29.975
24	1 Lap	5:09.431
97	48.614	2:32.410
10	49.926	2:32.421
88	51.113	2:30.466
17	1:00.073	2:38.174

#### LAP 3 @ 14:04:54.276

NO	BEHIND	LAP TIME
5		2:09.917
8	7.394	2:07.904
13	12.974	2:12.220
151	18.040	2:14.211
25	19.266	2:14.059
23	19.605	2:13.486
95	19.803	2:13.661
771	20.432	2:14.082
3	24.011	2:15.865

Weather / Track : Bright / Dry

Results can be found at [www.tsl-timing.com](http://www.tsl-timing.com)

Snetterton 300: 2.9689 miles  
Date: 07/05/2023 Start: 13:58 Finish: 14:03

Printed - 14:12 Sunday, 07 May 2023



# BMCRC - MRO Championships 2023 - Rnd 3 @ Snetterton

## BMCRC Formula 400 & INTA Motorcycles Blue Haze GP 2-Stroke

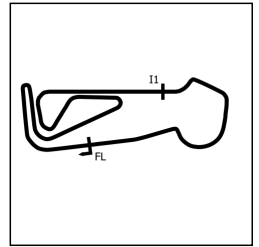
### RACE 10 - POSITION CHART

No	Name	Lap	1	2	3	4
		Pos				
5	LEA	1	5	5	5	
23	ELLIS	2	25	8	8	
16	MAJOR	3	13	13	13	
25	SMITH	4	8	151	151	
151	SMITH	5	151	25	25	
3	BARRETT	6	23	23	23	
72	MUNSON	7	95	95	95	
95	MARSHALL	8	771	771	771	
115	DONKERSLEY	9	72	72	3	
39	MONK	10	3	3	39	
65	MOXON	11	39	39	72	
101	ROSSATO	12	65	65	65	
10	BRUNSDON	13	115	115	115	
57	WILTON	14	16	56	16	
56	MARSH	15	56	101	56	
97	TAIG	16	101	16	101	
27	SINCA	17	57	57	199	
24	GODZISZ	18	27	199	57	
88	STANCIU	19	199	27	27	
17	BATE	20	97	97	88	
89	ZANUTTO	21	10	10	97	
13	EDMONDSON	22	88	88	10	
771	HARDY	23	17	17		
8	ATKINSON	24	24	24		
199	FROST	25				

# BMCRC - MRO Championships 2023 - Rnd 3 @ Snetterton

## BMCRC Formula 400 & INTA Motorcycles Blue Haze GP 2-Stroke

### RACE 10 - SECTOR ANALYSIS



SECTOR 1 = FL to I1, SECTOR 2 = I1 to FL, DIFF = Difference To Personal Best Lap, P = Crossed Finish Line in Pit Lane, D = Time Disallowed

P1		5 GP		John LEA		Yamaha TZ 250 - P G & J Lea Plumbing & heating	
IDEAL LAP TIME : 2:08.399		BEST LAP TIME : 2:09.233		DIFFERENCE : 0.834			
LAP	SECTOR 1	SECTOR 2	LAP TIME	MPH	DIFF	TIME OF DAY	
1 -		42.753	2:13.620	79.98	4.387	14:00:35.126	
2 -	<b>1:25.651</b>	43.582	<b>2:09.233 (1)</b>	<b>82.70</b>		<b>14:02:44.359</b>	
3 -	1:27.169	<b>42.748</b>	2:09.917 (2)	82.26	0.684	14:04:54.276	

P2		8 GP		Phil ATKINSON		Yamaha TZ350 - ROSE MOT/Q Oil Treatments	
IDEAL LAP TIME : 2:07.904		BEST LAP TIME : 2:07.904		DIFFERENCE : 0.000			
LAP	SECTOR 1	SECTOR 2	LAP TIME	MPH	DIFF	TIME OF DAY	
1 -		45.338	2:22.729	74.88	14.825	14:00:44.235	
2 -	1:26.937	42.594	2:09.531 (2)	82.51	1.627	14:02:53.766	
3 -	<b>1:25.654</b>	<b>42.250</b>	<b>2:07.904 (1)</b>	<b>83.56</b>		<b>14:05:01.670</b>	

P3		13 GP		Doug EDMONDSON		Yamaha TZ 250 - Stan Stephens Tuning	
IDEAL LAP TIME : 2:11.249		BEST LAP TIME : 2:11.249		DIFFERENCE : 0.000			
LAP	SECTOR 1	SECTOR 2	LAP TIME	MPH	DIFF	TIME OF DAY	
1 -		45.088	2:22.275	75.12	11.026	14:00:43.781	
2 -	<b>1:27.983</b>	<b>43.266</b>	<b>2:11.249 (1)</b>	<b>81.43</b>		<b>14:02:55.030</b>	
3 -	1:28.331	43.889	2:12.220 (2)	80.83	0.971	14:05:07.250	

P4		151 S		Nick SMITH		Kawasaki ZXR400 - Hi-Precision Engineering Ltd	
IDEAL LAP TIME : 2:13.078		BEST LAP TIME : 2:13.679		DIFFERENCE : 0.601			
LAP	SECTOR 1	SECTOR 2	LAP TIME	MPH	DIFF	TIME OF DAY	
1 -		46.365	2:22.920	74.78	9.241	14:00:44.426	
2 -	1:29.932	<b>43.747</b>	<b>2:13.679 (1)</b>	<b>79.95</b>		<b>14:02:58.105</b>	
3 -	<b>1:29.331</b>	44.880	2:14.211 (2)	79.63	0.532	14:05:12.316	

P5		25 M		Haydon SMITH		Kawasaki ZXR400 - HI-Precision Engineering Ltd	
IDEAL LAP TIME : 2:14.059		BEST LAP TIME : 2:14.059		DIFFERENCE : 0.000			
LAP	SECTOR 1	SECTOR 2	LAP TIME	MPH	DIFF	TIME OF DAY	
1 -		45.974	2:22.122	75.20	8.063	14:00:43.628	
2 -	1:31.160	44.695	2:15.855 (2)	78.67	1.796	14:02:59.483	
3 -	<b>1:29.447</b>	<b>44.612</b>	<b>2:14.059 (1)</b>	<b>79.72</b>		<b>14:05:13.542</b>	

P6		23 S		Joe ELLIS		Kawasaki EX 400 - Jpr	
IDEAL LAP TIME : 2:13.486		BEST LAP TIME : 2:13.486		DIFFERENCE : 0.000			
LAP	SECTOR 1	SECTOR 2	LAP TIME	MPH	DIFF	TIME OF DAY	
1 -		46.101	2:23.171	74.65	9.685	14:00:44.677	
2 -	1:30.646	45.072	2:15.718 (2)	78.75	2.232	14:03:00.395	
3 -	<b>1:29.566</b>	<b>43.920</b>	<b>2:13.486 (1)</b>	<b>80.06</b>		<b>14:05:13.881</b>	

P7		95 S		Greg MARSHALL		Kawasaki NINJA 400 - EBCBrakes ,HELPerformance, R&G	
IDEAL LAP TIME : 2:13.661		BEST LAP TIME : 2:13.661		DIFFERENCE : 0.000			
LAP	SECTOR 1	SECTOR 2	LAP TIME	MPH	DIFF	TIME OF DAY	
1 -		45.944	2:23.827	74.31	10.166	14:00:45.333	
2 -	1:30.424	44.661	2:15.085 (2)	79.12	1.424	14:03:00.418	
3 -	<b>1:29.583</b>	<b>44.078</b>	<b>2:13.661 (1)</b>	<b>79.96</b>		<b>14:05:14.079</b>	

P8		771 S		Maximus HARDY		Kawasaki NINJA 400 - DAD	
IDEAL LAP TIME : 2:14.082		BEST LAP TIME : 2:14.082		DIFFERENCE : 0.000			
LAP	SECTOR 1	SECTOR 2	LAP TIME	MPH	DIFF	TIME OF DAY	
1 -		44.960	2:23.871	74.28	9.789	14:00:45.377	
2 -	1:30.476	44.773	2:15.249 (2)	79.02	1.167	14:03:00.626	
3 -	<b>1:29.464</b>	<b>44.618</b>	<b>2:14.082 (1)</b>	<b>79.71</b>		<b>14:05:14.708</b>	

# BMCRC - MRO Championships 2023 - Rnd 3 @ Snetterton

## BMCRC Formula 400 & INTA Motorcycles Blue Haze GP 2-Stroke

### RACE 10 - SECTOR ANALYSIS



SECTOR 1 = FL to I1, SECTOR 2 = I1 to FL, DIFF = Difference To Personal Best Lap, P = Crossed Finish Line in Pit Lane, D = Time Disallowed

P9 3 GP Tom BARRETT		Honda RS250 -				
IDEAL LAP TIME : 2:15.865		BEST LAP TIME : 2:15.865		DIFFERENCE : 0.000		
LAP	SECTOR 1	SECTOR 2	LAP TIME	MPH	DIFF	TIME OF DAY
1 -		47.903	2:24.769	73.82	8.904	14:00:46.275
2 -	1:30.355	45.792	2:16.147 (2)	78.50	0.282	14:03:02.422
3 -	<b>1:30.188</b>	<b>45.677</b>	<b>2:15.865 (1)</b>	<b>78.66</b>		<b>14:05:18.287</b>

P10 39 S Aaron MONK		Kawasaki NINJA 400 - flyaspitfire.co.uk				
IDEAL LAP TIME : 2:15.727		BEST LAP TIME : 2:16.100		DIFFERENCE : 0.373		
LAP	SECTOR 1	SECTOR 2	LAP TIME	MPH	DIFF	TIME OF DAY
1 -		46.587	2:24.984	73.71	8.884	14:00:46.490
2 -	1:31.289	<b>45.343</b>	2:16.632 (2)	78.22	0.532	14:03:03.122
3 -	<b>1:30.384</b>	45.716	<b>2:16.100 (1)</b>	<b>78.53</b>		<b>14:05:19.222</b>

P11 72 S Samuel MUNSON		Kawazaki NINJA 400 - Studio Creative Services				
IDEAL LAP TIME : 2:15.631		BEST LAP TIME : 2:15.631		DIFFERENCE : 0.000		
LAP	SECTOR 1	SECTOR 2	LAP TIME	MPH	DIFF	TIME OF DAY
1 -		46.876	2:24.309	74.06	8.678	14:00:45.815
2 -	<b>1:30.333</b>	<b>45.298</b>	<b>2:15.631 (1)</b>	<b>78.80</b>		<b>14:03:01.446</b>
3 -	1:31.602	46.202	2:17.804 (2)	77.56	2.173	14:05:19.250

P12 65 M Andrew MOXON		Aprilia RS 250 - Vanguard motorsport Uckfield + DART Motorspr				
IDEAL LAP TIME : 2:18.716		BEST LAP TIME : 2:19.104		DIFFERENCE : 0.388		
LAP	SECTOR 1	SECTOR 2	LAP TIME	MPH	DIFF	TIME OF DAY
1 -		46.614	2:27.183	72.61	8.079	14:00:48.689
2 -	1:33.098	<b>46.119</b>	2:19.217 (2)	76.77	0.113	14:03:07.906
3 -	<b>1:32.597</b>	46.507	<b>2:19.104 (1)</b>	<b>76.83</b>		<b>14:05:27.010</b>

P13 16 S Alan MAJOR		Kawasaki ZXR400 - Major Performance Developments				
IDEAL LAP TIME : 2:21.718		BEST LAP TIME : 2:21.718		DIFFERENCE : 0.000		
LAP	SECTOR 1	SECTOR 2	LAP TIME	MPH	DIFF	TIME OF DAY
1 -		48.579	2:33.274	69.73	11.556	14:00:54.780
2 -	1:36.744	47.970	2:24.714 (2)	73.85	2.996	14:03:19.494
3 -	<b>1:34.516</b>	<b>47.202</b>	<b>2:21.718 (1)</b>	<b>75.41</b>		<b>14:05:41.212</b>

P14 56 M Phil MARSH		Kawasaki ZXR400 - IMP Racing / CapsuleAI				
IDEAL LAP TIME : 2:22.921		BEST LAP TIME : 2:23.090		DIFFERENCE : 0.169		
LAP	SECTOR 1	SECTOR 2	LAP TIME	MPH	DIFF	TIME OF DAY
1 -		48.781	2:33.575	69.59	10.485	14:00:55.081
2 -	<b>1:34.824</b>	48.314	2:23.138 (2)	74.66	0.048	14:03:18.219
3 -	1:34.993	<b>48.097</b>	<b>2:23.090 (1)</b>	<b>74.69</b>		<b>14:05:41.309</b>

P15 101 S Francesco ROSSATO		Kawasaki ZXR400 -				
IDEAL LAP TIME : 2:23.360		BEST LAP TIME : 2:23.360		DIFFERENCE : 0.000		
LAP	SECTOR 1	SECTOR 2	LAP TIME	MPH	DIFF	TIME OF DAY
1 -		48.111	2:34.532	69.16	11.172	14:00:56.038
2 -	<b>1:35.396</b>	<b>47.964</b>	<b>2:23.360 (1)</b>	<b>74.55</b>		<b>14:03:19.398</b>
3 -	1:35.999	48.443	2:24.442 (2)	73.99	1.082	14:05:43.840

P16 199 GP Michael FROST		Yamaha TZ250 4DP -				
IDEAL LAP TIME : 2:25.276		BEST LAP TIME : 2:25.388		DIFFERENCE : 0.112		
LAP	SECTOR 1	SECTOR 2	LAP TIME	MPH	DIFF	TIME OF DAY
1 -		48.963	2:37.551	67.83	12.163	14:00:59.057
2 -	1:37.875	<b>48.391</b>	2:26.266 (2)	73.07	0.878	14:03:25.323
3 -	<b>1:36.885</b>	48.503	<b>2:25.388 (1)</b>	<b>73.51</b>		<b>14:05:50.711</b>

# BMCRC - MRO Championships 2023 - Rnd 3 @ Snetterton

## BMCRC Formula 400 & INTA Motorcycles Blue Haze GP 2-Stroke

### RACE 10 - SECTOR ANALYSIS



SECTOR 1 = FL to I1, SECTOR 2 = I1 to FL, DIFF = Difference To Personal Best Lap, P = Crossed Finish Line in Pit Lane, D = Time Disallowed

<b>P17 57 S</b>		<b>John WILTON</b>		Kawasaki ZXR400 -			
IDEAL LAP TIME : 2:26.694		BEST LAP TIME : 2:26.927		DIFFERENCE : 0.233			
LAP	SECTOR 1	SECTOR 2	LAP TIME	MPH	DIFF	TIME OF DAY	
1 -		49.833	2:36.570	68.26	9.643	14:00:58.076	
2 -	<b>1:37.361</b>	49.566	<b>2:26.927 (1)</b>	<b>72.74</b>		<b>14:03:25.003</b>	
3 -	1:38.071	<b>49.333</b>	2:27.404 (2)	72.50	0.477	14:05:52.407	

<b>P18 27 S</b>		<b>Lucian Silviu SINCA</b>		Kawasaki ZXR400 -			
IDEAL LAP TIME : 2:29.323		BEST LAP TIME : 2:29.975		DIFFERENCE : 0.652			
LAP	SECTOR 1	SECTOR 2	LAP TIME	MPH	DIFF	TIME OF DAY	
1 -		<b>49.370</b>	2:37.406	67.90	7.431	14:00:58.912	
2 -	<b>1:39.953</b>	50.022	<b>2:29.975 (1)</b>	<b>71.26</b>		<b>14:03:28.887</b>	
3 -	1:40.294	50.454	2:30.748 (2)	70.90	0.773	14:05:59.635	

<b>P19 88 S</b>		<b>Florentin STANCIU</b>		Kawasaki ZXR400 -			
IDEAL LAP TIME : 2:28.944		BEST LAP TIME : 2:28.944		DIFFERENCE : 0.000			
LAP	SECTOR 1	SECTOR 2	LAP TIME	MPH	DIFF	TIME OF DAY	
1 -		52.275	2:43.500	65.37	14.556	14:01:05.006	
2 -	1:39.866	50.600	2:30.466 (2)	71.03	1.522	14:03:35.472	
3 -	<b>1:39.063</b>	<b>49.881</b>	<b>2:28.944 (1)</b>	<b>71.75</b>		<b>14:06:04.416</b>	

<b>P20 97 S</b>		<b>Nicholas TAIG</b>		Honda VFR400 NC30 - RST, Bell Helmets UK			
IDEAL LAP TIME : 2:31.862		BEST LAP TIME : 2:32.410		DIFFERENCE : 0.548			
LAP	SECTOR 1	SECTOR 2	LAP TIME	MPH	DIFF	TIME OF DAY	
1 -		<b>50.400</b>	2:39.057	67.19	6.647	14:01:00.563	
2 -	1:41.559	50.851	<b>2:32.410 (1)</b>	<b>70.12</b>		<b>14:03:32.973</b>	
3 -	<b>1:41.462</b>	51.980	2:33.442 (2)	69.65	1.032	14:06:06.415	

<b>P21 10 S</b>		<b>Mike BRUNSDON</b>		Kawasaki NINJA 400 - Parts Europe			
IDEAL LAP TIME : 2:32.421		BEST LAP TIME : 2:32.421		DIFFERENCE : 0.000			
LAP	SECTOR 1	SECTOR 2	LAP TIME	MPH	DIFF	TIME OF DAY	
1 -		51.070	2:40.358	66.65	7.937	14:01:01.864	
2 -	<b>1:41.360</b>	<b>51.061</b>	<b>2:32.421 (1)</b>	<b>70.12</b>		<b>14:03:34.285</b>	
3 -	1:41.922	51.198	2:33.120 (2)	69.80	0.699	14:06:07.405	

<b>P22 17 R</b>		<b>Freddie BATE</b>		Kawasaki NINJA 300 - hartjay			
IDEAL LAP TIME : 2:35.615		BEST LAP TIME : 2:38.174		DIFFERENCE : 2.559			
LAP	SECTOR 1	SECTOR 2	LAP TIME	MPH	DIFF	TIME OF DAY	
1 -		<b>51.476</b>	2:44.752	64.87	6.578	14:01:06.258	
2 -	<b>1:44.139</b>	54.035	<b>2:38.174 (1)</b>	<b>67.57</b>		<b>14:03:44.432</b>	

<b>P23 24 S</b>		<b>Harley GODZISZ</b>		Honda NC30 - SonicRacing.co.uk			
IDEAL LAP TIME : 2:27.747		BEST LAP TIME : 2:29.127		DIFFERENCE : 1.380			
LAP	SECTOR 1	SECTOR 2	LAP TIME	MPH	DIFF	TIME OF DAY	
1 -		<b>49.089</b>	5:09.431	34.54	2:40.304	14:03:30.937	
2 -	<b>1:38.658</b>	50.469	<b>2:29.127 (1)</b>	<b>71.67</b>		<b>14:06:00.064</b>	

<b>P24 115 S/R</b>		<b>Jake DONKERSLEY</b>		Honda VFR400 NC30 -			
IDEAL LAP TIME : 2:18.536		BEST LAP TIME : 2:18.536		DIFFERENCE : 0.000			
LAP	SECTOR 1	SECTOR 2	LAP TIME	MPH	DIFF	TIME OF DAY	
1 -		46.570	2:27.959	72.23	9.423	14:00:49.465	
2 -	1:32.825	46.501	2:19.326 (2)	76.71	0.790	14:03:08.791	
3 -	<b>1:32.107</b>	<b>46.429</b>	<b>2:18.536 (1)</b>	<b>77.15</b>		<b>14:05:27.327</b>	

# BMCRC - MRO Championships 2023 - Rnd 3 @ Snetterton

## BMCRC Formula 400 & INTA Motorcycles Blue Haze GP 2-Stroke

### RACE 10 - BEST SECTORS

SECTOR 1			SECTOR 2			IDEAL / BEST COMPARISON						
POS	NO	NAME	TIME	NO	NAME	TIME	POS	NO	NAME	IDEAL	BEST	DIFF
									<b>PERFECT LAP</b>	<b>2:07.901</b>		
1	5	LEA	1:25.651	8	ATKINSON	42.250	1	8	ATKINSON	2:07.904	2:07.904	0.000
2	8	ATKINSON	1:25.654	5	LEA	42.748	2	5	LEA	2:08.399	2:09.233	0.834
3	13	EDMONDSON	1:27.983	13	EDMONDSON	43.266	3	13	EDMONDSON	2:11.249	2:11.249	0.000
4	151	SMITH	1:29.331	151	SMITH	43.747	4	151	SMITH	2:13.078	2:13.679	0.601
5	25	SMITH	1:29.447	23	ELLIS	43.920	5	23	ELLIS	2:13.486	2:13.486	0.000
6	771	HARDY	1:29.464	95	MARSHALL	44.078	6	95	MARSHALL	2:13.661	2:13.661	0.000
7	23	ELLIS	1:29.566	25	SMITH	44.612	7	25	SMITH	2:14.059	2:14.059	0.000
8	95	MARSHALL	1:29.583	771	HARDY	44.618	8	771	HARDY	2:14.082	2:14.082	0.000
9	3	BARRETT	1:30.188	72	MUNSON	45.298	9	72	MUNSON	2:15.631	2:15.631	0.000
10	72	MUNSON	1:30.333	39	MONK	45.343	10	39	MONK	2:15.727	2:16.100	0.373
11	39	MONK	1:30.384	3	BARRETT	45.677	11	3	BARRETT	2:15.865	2:15.865	0.000
12	115	DONKERSLEY	1:32.107	65	MOXON	46.119	12	115	DONKERSLEY	2:18.536	2:18.536	0.000
13	65	MOXON	1:32.597	115	DONKERSLEY	46.429	13	65	MOXON	2:18.716	2:19.104	0.388
14	16	MAJOR	1:34.516	16	MAJOR	47.202	14	16	MAJOR	2:21.718	2:21.718	0.000
15	56	MARSH	1:34.824	101	ROSSATO	47.964	15	56	MARSH	2:22.921	2:23.090	0.169
16	101	ROSSATO	1:35.396	56	MARSH	48.097	16	101	ROSSATO	2:23.360	2:23.360	0.000
17	199	FROST	1:36.885	199	FROST	48.391	17	199	FROST	2:25.276	2:25.388	0.112
18	57	WILTON	1:37.361	24	GODZISZ	49.089	18	57	WILTON	2:26.694	2:26.927	0.233
19	24	GODZISZ	1:38.658	57	WILTON	49.333	19	24	GODZISZ	2:27.747	2:29.127	1.380
20	88	STANCIU	1:39.063	27	SINCA	49.370	20	88	STANCIU	2:28.944	2:28.944	0.000
21	27	SINCA	1:39.953	88	STANCIU	49.881	21	27	SINCA	2:29.323	2:29.975	0.652
22	10	BRUNSDON	1:41.360	97	TAIG	50.400	22	97	TAIG	2:31.862	2:32.410	0.548
23	97	TAIG	1:41.462	10	BRUNSDON	51.061	23	10	BRUNSDON	2:32.421	2:32.421	0.000
24	17	BATE	1:44.139	17	BATE	51.476	24	17	BATE	2:35.615	2:38.174	2.559

# BMCRC - MRO Championships 2023 - Rnd 3 @ Snetterton

## BMCRC Formula 400 & INTA Motorcycles Blue Haze GP 2-Stroke

### RACE 10 - STATISTICS

**Competitors Started** 24  
**Planned Start** 2023-05-07 @ 13:50:00.000  
**Actual Start** 2023-05-07 @ 13:58:21.505  
**Finish Time** 2023-05-07 @ 14:03:44.431  
**Track Length** 2.9689mi.  
**Total Laps** 70  
**Total Distance Covered** 207.8238mi.

#### Session Fastest Lap History

NO	CL	NAME	LAP TIME	TIME OF DAY	LAP	VEHICLE
5	GP	John LEA	2:09.233	14:02:44.374	2	Yamaha TZ 250
8	GP	Phil ATKINSON	2:07.904	14:05:01.674	3	Yamaha TZ350

#### Session Leader History

NO	CL	NAME	FROM LAP	LAPS LED	DISTANCE	VEHICLE
5	GP	John LEA	1	3	8.90 miles	Yamaha TZ 250

#### Flag History

TYPE	TIME OF DAY
GREEN	13:58:21.505
FINISH	14:03:44.431

#### Flag Statistics

TYPE	COUNT	TOTAL LAPS	TOTAL TIME
Green	1	3	9:58.873
Red	0	0	0.000
Safety Car	0	0	0.000
FCY	0	0	0.000

# BMCRC - MRO Championships 2023 - Rnd 3 @ Snetterton

## BMCRC Formula 400 & INTA Motorcycles Blue Haze GP 2-Stroke

### RACE 10 - STATISTICS

**CLASS : GP**

5 Starters

#### Fastest Lap History

NO	NAME	LAP TIME	TIME OF DAY	LAP	VEHICLE
5	John LEA	2:09.233	14:02:44.374	2	Yamaha TZ 250
8	Phil ATKINSON	2:07.904	14:05:01.674	3	Yamaha TZ350

#### Leader History

NO	NAME	FROM LAP	LAPS LED	DISTANCE	VEHICLE
5	John LEA	1	3	8.90 miles	Yamaha TZ 250

# BMCRC - MRO Championships 2023 - Rnd 3 @ Snetterton

## BMCRC Formula 400 & INTA Motorcycles Blue Haze GP 2-Stroke

### RACE 10 - STATISTICS

**CLASS : M**

3 Starters

#### Fastest Lap History

NO	NAME	LAP TIME	TIME OF DAY	LAP	VEHICLE
25	Haydon SMITH	<b>2:15.855</b>	14:02:59.488	2	Kawasaki ZXR400
25	Haydon SMITH	<b>2:14.059</b>	14:05:13.547	3	Kawasaki ZXR400

#### Leader History

NO	NAME	FROM LAP	LAPS LED	DISTANCE	VEHICLE
25	Haydon SMITH	1	3	8.90 miles	Kawasaki ZXR400



# BMCRC - MRO Championships 2023 - Rnd 3 @ Snetterton

## BMCRC Formula 400 & INTA Motorcycles Blue Haze GP 2-Stroke

### RACE 10 - STATISTICS

**CLASS : R**

1 Starters

#### Fastest Lap History

NO	NAME	LAP TIME	TIME OF DAY	LAP	VEHICLE
17	Freddie BATE	2:38.174	14:03:44.437	2	Kawasaki NINJA 300

#### Leader History

NO	NAME	FROM LAP	LAPS LED	DISTANCE	VEHICLE
17	Freddie BATE	1	2	5.93 miles	Kawasaki NINJA 300

# BMCRC - MRO Championships 2023 - Rnd 3 @ Snetterton

## BMCRC Formula 400 & INTA Motorcycles Blue Haze GP 2-Stroke

### RACE 10 - STATISTICS

**CLASS : S**

14 Starters

#### Fastest Lap History

NO	NAME	LAP TIME	TIME OF DAY	LAP	VEHICLE
151	Nick SMITH	<b>2:13.679</b>	14:02:58.110	2	Kawasaki ZXR400
23	Joe ELLIS	<b>2:13.486</b>	14:05:13.901	3	Kawasaki EX 400

#### Leader History

NO	NAME	FROM LAP	LAPS LED	DISTANCE	VEHICLE
151	Nick SMITH	1	3	8.90 miles	Kawasaki ZXR400

# BMCRC - MRO Championships 2023 - Rnd 3 @ Snetterton

## BMCRC Formula 400 & INTA Motorcycles Blue Haze GP 2-Stroke

### RACE 10 - STATISTICS

**CLASS : S/R**

1 Starters

#### Fastest Lap History

NO	NAME	LAP TIME	TIME OF DAY	LAP	VEHICLE
115	Jake DONKERSLEY	<b>2:19.326</b>	14:03:08.828	2	Honda VFR400 NC30
115	Jake DONKERSLEY	<b>2:18.536</b>	14:05:27.364	3	Honda VFR400 NC30

#### Leader History

NO	NAME	FROM LAP	LAPS LED	DISTANCE	VEHICLE
115	Jake DONKERSLEY	1	3	8.90 miles	Honda VFR400 NC30

# BMCRC - MRO Championships 2023 - Rnd 3 @ Snetterton

## BMCRC Formula 400 & INTA Motorcycles Blue Haze GP 2-Stroke

### RACE 21 - GRID (5 Laps)

ROW 12				34	<b>577</b> Richard BUCKHAM		
ROW 11		33	<b>70</b> Mike ARTER	32	<b>44</b> Liam ARMITAGE	31	<b>22</b> Rik BALLERINI
ROW 10	30	<b>170</b> Andrew BURSCOUGH	29	<b>9</b> William GRANT	28	<b>110</b> Mark HAIGH	
ROW 9		27	<b>99</b> Jack WOLFF	26	<b>7</b> Roy DEWHURST	25	<b>89</b> Phil ZANUTTO
ROW 8		24	<b>17</b> Freddie BATE 2:38.174	23	<b>10</b> Mike BRUNSDON 2:32.421	22	<b>97</b> Nicholas TAIG 2:32.410
ROW 7		21	<b>27</b> Lucian Silviu SINCA 2:29.975	20	<b>24</b> Harley GODZISZ 2:29.127	19	<b>88</b> Florentin STANCIU 2:28.944
ROW 6		18	<b>57</b> John WILTON 2:26.927	17	<b>199</b> Michael FROST 2:25.388	16	<b>101</b> Francesco ROSSATO 2:23.360
ROW 5		15	<b>56</b> Phil MARSH 2:23.090	14	<b>16</b> Alan MAJOR 2:21.718	13	<b>65</b> Andrew MOXON 2:19.104
ROW 4		12	<b>115</b> Jake DONKERSLEY 2:18.536	11	<b>39</b> Aaron MONK 2:16.100	10	<b>3</b> Tom BARRETT 2:15.865
ROW 3		9	<b>72</b> Samuel MUNSON 2:15.631	8	<b>771</b> Maximus HARDY 2:14.082	7	<b>25</b> Haydon SMITH 2:14.059
ROW 2		6	<b>151</b> Nick SMITH 2:13.679	5	<b>95</b> Greg MARSHALL 2:13.661	4	<b>23</b> Joe ELLIS 2:13.486
ROW 1		3	<b>13</b> Doug EDMONDSON 2:11.249	2	<b>5</b> John LEA 2:09.233	1	<b>8</b> Phil ATKINSON 2:07.904
<b>Pole</b>							

Snetterton 300: 2.9689 miles

These results are provisional until the conclusion of any judicial and technical matters.

Clerk Of Course :	Stewards :	Timekeeper : Richard Evans
-------------------	------------	----------------------------

Results can be found at [www.tsl-timing.com](http://www.tsl-timing.com)

Printed - 14:15 Sunday, 07 May 2023



## BMCRC - MRO Championships 2023 - Rnd 3 @ Snetterton

### BMCRC Formula 400 & INTA Motorcycles Blue Haze GP 2-Stroke

#### RACE 21 - CLASSIFICATION

POS	NO	CL	PIC NAME	ENTRY	LAPS	TIME	GAP	DIFF	MPH	BEST	ON
1	8	GP	1 Phil ATKINSON	Yamaha TZ350 - ROSE MOT/Q Oil Treatments	5	10:52.272			81.92	2:08.068	2
2	5	GP	2 John LEA	Yamaha TZ 250 - P G & J Lea Plumbing & heating	5	10:55.162	2.890	2.890	81.56	2:09.326	4
3	25	M	1 Haydon SMITH	Kawasaki ZXR400 - HI-Precision Engineering Ltd	5	11:11.830	19.558	16.668	79.54	2:12.652	5
4	151	S	1 Nick SMITH	Kawasaki ZXR400 - HI-Precision Engineering Ltd	5	11:12.238	19.966	0.408	79.49	2:11.985	4
5	771	S	2 Maximus HARDY	Kawasaki NINJA 400 - DAD	5	11:13.201	20.929	0.963	79.38	2:12.397	4
6	23	S	3 Joe ELLIS	Kawasaki EX 400 - Jpr	5	11:13.251	20.979	0.050	79.37	2:12.196	5
7	13	GP	3 Doug EDMONDSON	Yamaha TZ 250 - Stan Stephens Tuning	5	11:13.299	21.027	0.048	79.37	2:12.884	3
8	95	S	4 Greg MARSHALL	Kawasaki NINJA 400 - EBCBrakes ,HELPerformance	5	11:17.142	24.870	3.843	78.92	2:13.582	5
9	3	GP	4 Tom BARRETT	Honda RS250 -	5	11:30.962	38.690	13.820	77.34	2:16.015	2
10	72	S	5 Samuel MUNSON	Kawasaki NINJA 400 - Studio Creative Services	5	11:48.215	55.943	17.253	75.45	2:20.085	5
11	16	S	6 Alan MAJOR	Kawasaki ZXR400 - Major Performance Developmer	5	11:54.245	1:01.973	6.030	74.82	2:20.541	2
12	199	GP	5 Michael FROST	Yamaha TZ250 4DP -	5	12:14.359	1:22.087	20.114	72.77	2:24.280	3
13	101	S	7 Francesco ROSSATO	Kawasaki ZXR400 -	5	12:17.754	1:25.482	3.395	72.43	2:24.937	3
14	57	S	8 John WILTON	Kawasaki ZXR400 -	5	12:19.081	1:26.809	1.327	72.30	2:25.130	4
15	24	S	9 Harley GODZISZ	Honda NC30 - SonicRacing.co.uk	5	12:25.431	1:33.159	6.350	71.69	2:25.047	3
16	88	S	10 Florentin STANCIU	Kawasaki ZXR400 -	5	12:26.857	1:34.585	1.426	71.55	2:26.292	2
17	10	S	11 Mike BRUNSDON	Kawasaki NINJA 400 - Parts Europe	5	12:40.673	1:48.401	13.816	70.25	2:28.666	5
18	27	S	12 Lucian Silviu SINCA	Kawasaki ZXR400 -	5	12:41.722	1:49.450	1.049	70.15	2:30.513	4
19	97	S	13 Nicholas TAIG	Honda VFR400 NC30 - RST, Bell Helmets UK	5	12:53.137	2:00.865	11.415	69.12	2:30.680	2
20	17	R	1 Freddie BATE	Kawasaki NINJA 300 - hartjay	5	13:08.130	2:15.858	14.993	67.80	2:34.101	2

#### FASTEST LAP

8	GP	Phil ATKINSON	Yamaha TZ350 - ROSE MOT/Q Oil Treatments	2	2:08.068	83.45 mph	134.30 kph
151	S	Nick SMITH	Kawasaki ZXR400 - HI-Precision Engineering Ltd	4	2:11.985	80.97 mph	130.32 kph
25	M	Haydon SMITH	Kawasaki ZXR400 - HI-Precision Engineering Ltd	5	2:12.652	80.57 mph	129.66 kph
17	R	Freddie BATE	Kawasaki NINJA 300 - hartjay	2	2:34.101	69.35 mph	111.62 kph

Class GP - 92.5% of Race Speed = 75.77 mph

Class M - 92.5% of Race Speed = 73.57 mph

Class S - 92.5% of Race Speed = 73.52 mph

Class R - 92.5% of Race Speed = 62.71 mph

Weather / Track : Sunny / Dry

These results are provisional until the conclusion of any judicial and technical matters.

Race Distance: 5 Laps / 14.84 miles

Snetterton 300: 2.9689 miles

Date: 07/05/2023 Start: 17:30 Finish: 17:41

Clerk Of Course :	Stewards :	Timekeeper : Richard Evans
-------------------	------------	----------------------------

Results can be found at [www.tsl-timing.com](http://www.tsl-timing.com)

Printed - 17:44 Sunday, 07 May 2023



# BMCRC - MRO Championships 2023 - Rnd 3 @ Snetterton

## BMCRC Formula 400 & INTA Motorcycles Blue Haze GP 2-Stroke

### RACE 21 - LAP CHART

LAP 1 @ 17:32:41.149		
NO	BEHIND	LAP TIME

5		2:15.811
8	0.094	2:15.905
13	1.939	2:17.750
25	3.442	2:19.253
771	4.104	2:19.915
151	4.214	2:20.025
95	4.959	2:20.770
23	5.005	2:20.816
3	7.181	2:22.992
72	9.094	2:24.905
16	10.286	2:26.097
57	16.983	2:32.794
101	17.997	2:33.808
88	18.804	2:34.615
199	18.950	2:34.761
27	21.107	2:36.918
24	22.964	2:38.775
97	23.884	2:39.695
10	25.369	2:41.180
17	26.394	2:42.205

LAP 2 @ 17:34:49.311		
NO	BEHIND	LAP TIME

8		2:08.068
5	2.199	2:10.361
13	6.949	2:13.172
25	9.098	2:13.818
151	9.569	2:13.517
23	9.985	2:13.142
771	10.502	2:14.560
95	11.876	2:15.079
3	15.034	2:16.015
72	21.628	2:20.696
16	22.665	2:20.541
57	35.742	2:26.921
101	36.022	2:26.187
88	36.934	2:26.292
199	37.020	2:26.232
24	43.183	2:28.381
27	44.333	2:31.388
97	46.402	2:30.680
10	48.081	2:30.874
17	52.333	2:34.101

LAP 3 @ 17:36:58.432		
NO	BEHIND	LAP TIME

8		2:09.121
5	3.014	2:09.936
13	10.712	2:12.884
25	13.256	2:13.279
151	14.392	2:13.944
23	14.906	2:14.042
771	15.061	2:13.680
95	16.723	2:13.968
3	22.539	2:16.626
72	33.578	2:21.071
16	35.350	2:21.806
101	51.838	2:24.937
199	52.179	2:24.280
57	53.096	2:26.475
88	54.383	2:26.570
24	59.109	2:25.047

27	1:07.170	2:31.958
97	1:08.584	2:31.303
10	1:09.345	2:30.385
17	1:20.000	2:36.788

LAP 4 @ 17:39:06.628		
NO	BEHIND	LAP TIME

8		2:08.196
5	4.144	2:09.326
13	16.007	2:13.491
25	17.888	2:12.828
151	18.181	2:11.985
771	19.262	2:12.397
23	19.765	2:13.055
95	22.270	2:13.743
3	31.253	2:16.910
72	46.840	2:21.458
16	52.143	2:24.989
199	1:08.563	2:24.580
57	1:10.030	2:25.130
101	1:10.121	2:26.479
88	1:14.832	2:28.645
24	1:17.748	2:26.835
27	1:29.487	2:30.513
10	1:30.717	2:29.568
97	1:34.342	2:33.954
17	1:48.426	2:36.622

LAP 5 @ 17:41:17.610		
NO	BEHIND	LAP TIME

8		2:10.982
5	2.890	2:09.728
25	19.558	2:12.652
151	19.966	2:12.767
771	20.929	2:12.649
23	20.979	2:12.196
13	21.027	2:16.002
95	24.870	2:13.582
3	38.690	2:18.419
72	55.943	2:20.085
16	1:01.973	2:20.812
199	1:22.087	2:24.506
101	1:25.482	2:26.343
57	1:26.809	2:27.761
24	1:33.159	2:26.393
88	1:34.585	2:30.735
10	1:48.401	2:28.666
27	1:49.450	2:30.945
97	2:00.865	2:37.505
17	2:15.858	2:38.414

# BMCRC - MRO Championships 2023 - Rnd 3 @ Snetterton

## BMCRC Formula 400 & INTA Motorcycles Blue Haze GP 2-Stroke

### RACE 21 - POSITION CHART

No	Name	Lap Pos	Lap				
			1	2	3	4	5
8	ATKINSON	1	5	8	8	8	8
5	LEA	2	8	5	5	5	5
13	EDMONDSON	3	13	13	13	13	25
23	ELLIS	4	25	25	25	25	151
95	MARSHALL	5	771	151	151	151	771
151	SMITH	6	151	23	23	771	23
25	SMITH	7	95	771	771	23	13
771	HARDY	8	23	95	95	95	95
72	MUNSON	9	3	3	3	3	3
3	BARRETT	10	72	72	72	72	72
16	MAJOR	11	16	16	16	16	16
101	ROSSATO	12	57	57	101	199	199
199	FROST	13	101	101	199	57	101
57	WILTON	14	88	88	57	101	57
88	STANCIU	15	199	199	88	88	24
24	GODZISZ	16	27	24	24	24	88
27	SINCA	17	24	27	27	27	10
97	TAIG	18	97	97	97	10	27
10	BRUNSDON	19	10	10	10	97	97
17	BATE	20	17	17	17	17	17

# BMCRC - MRO Championships 2023 - Rnd 3 @ Snetterton

## BMCRC Formula 400 & INTA Motorcycles Blue Haze GP 2-Stroke

### RACE 21 - SECTOR ANALYSIS



SECTOR 1 = FL to I1, SECTOR 2 = I1 to FL, DIFF = Difference To Personal Best Lap, P = Crossed Finish Line in Pit Lane, D = Time Disallowed

P1		8 GP		Phil ATKINSON		Yamaha TZ350 - ROSE MOT/Q Oil Treatments	
IDEAL LAP TIME : 2:08.061		BEST LAP TIME : 2:08.068		DIFFERENCE : 0.007			
LAP	SECTOR 1	SECTOR 2	LAP TIME	MPH	DIFF	TIME OF DAY	
1 -		43.355	2:15.905	78.64	7.837	17:32:41.243	
2 -	<b>1:25.355</b>	42.713	<b>2:08.068 (1)</b>	<b>83.45</b>		<b>17:34:49.311</b>	
3 -	1:26.332	42.789	2:09.121 (3)	82.77	1.053	17:36:58.432	
4 -	1:25.490	<b>42.706</b>	2:08.196 (2)	83.37	0.128	17:39:06.628	
5 -	1:26.798	44.184	2:10.982	81.59	2.914	17:41:17.610	

P2		5 GP		John LEA		Yamaha TZ 250 - P G & J Lea Plumbing & heating	
IDEAL LAP TIME : 2:09.030		BEST LAP TIME : 2:09.326		DIFFERENCE : 0.296			
LAP	SECTOR 1	SECTOR 2	LAP TIME	MPH	DIFF	TIME OF DAY	
1 -		43.429	2:15.811	78.69	6.485	17:32:41.149	
2 -	1:27.149	43.212	2:10.361	81.98	1.035	17:34:51.510	
3 -	1:27.279	<b>42.657</b>	2:09.936 (3)	82.25	0.610	17:37:01.446	
4 -	<b>1:26.373</b>	42.953	<b>2:09.326 (1)</b>	<b>82.64</b>		<b>17:39:10.772</b>	
5 -	1:26.717	43.011	2:09.728 (2)	82.38	0.402	17:41:20.500	

P3		25 M		Haydon SMITH		Kawasaki ZXR400 - HI-Precision Engineering Ltd	
IDEAL LAP TIME : 2:12.406		BEST LAP TIME : 2:12.652		DIFFERENCE : 0.246			
LAP	SECTOR 1	SECTOR 2	LAP TIME	MPH	DIFF	TIME OF DAY	
1 -		44.866	2:19.253	76.75	6.601	17:32:44.591	
2 -	1:29.268	44.550	2:13.818	79.87	1.166	17:34:58.409	
3 -	1:29.032	44.247	2:13.279 (3)	80.19	0.627	17:37:11.688	
4 -	1:28.818	<b>44.010</b>	2:12.828 (2)	80.46	0.176	17:39:24.516	
5 -	<b>1:28.396</b>	44.256	<b>2:12.652 (1)</b>	<b>80.57</b>		<b>17:41:37.168</b>	

P4		151 S		Nick SMITH		Kawasaki ZXR400 - Hi-Precision Engineering Ltd	
IDEAL LAP TIME : 2:11.985		BEST LAP TIME : 2:11.985		DIFFERENCE : 0.000			
LAP	SECTOR 1	SECTOR 2	LAP TIME	MPH	DIFF	TIME OF DAY	
1 -		44.862	2:20.025	76.32	8.040	17:32:45.363	
2 -	1:28.533	44.984	2:13.517 (3)	80.05	1.532	17:34:58.880	
3 -	1:28.817	45.127	2:13.944	79.79	1.959	17:37:12.824	
4 -	<b>1:28.163</b>	<b>43.822</b>	<b>2:11.985 (1)</b>	<b>80.97</b>		<b>17:39:24.809</b>	
5 -	1:28.800	43.967	2:12.767 (2)	80.50	0.782	17:41:37.576	

P5		771 S		Maximus HARDY		Kawasaki NINJA 400 - DAD	
IDEAL LAP TIME : 2:12.115		BEST LAP TIME : 2:12.397		DIFFERENCE : 0.282			
LAP	SECTOR 1	SECTOR 2	LAP TIME	MPH	DIFF	TIME OF DAY	
1 -		44.455	2:19.915	76.38	7.518	17:32:45.253	
2 -	1:29.899	44.661	2:14.560	79.42	2.163	17:34:59.813	
3 -	1:28.963	44.717	2:13.680 (3)	79.95	1.283	17:37:13.493	
4 -	1:28.624	<b>43.773</b>	<b>2:12.397 (1)</b>	<b>80.72</b>		<b>17:39:25.890</b>	
5 -	<b>1:28.342</b>	44.307	2:12.649 (2)	80.57	0.252	17:41:38.539	

P6		23 S		Joe ELLIS		Kawasaki EX 400 - Jpr	
IDEAL LAP TIME : 2:12.012		BEST LAP TIME : 2:12.196		DIFFERENCE : 0.184			
LAP	SECTOR 1	SECTOR 2	LAP TIME	MPH	DIFF	TIME OF DAY	
1 -		45.404	2:20.816	75.90	8.620	17:32:46.154	
2 -	1:28.897	<b>44.245</b>	2:13.142 (3)	80.27	0.946	17:34:59.296	
3 -	1:28.727	45.315	2:14.042	79.73	1.846	17:37:13.338	
4 -	1:28.647	44.408	2:13.055 (2)	80.32	0.859	17:39:26.393	
5 -	<b>1:27.767</b>	44.429	<b>2:12.196 (1)</b>	<b>80.85</b>		<b>17:41:38.589</b>	



# BMCRC - MRO Championships 2023 - Rnd 3 @ Snetterton

## BMCRC Formula 400 & INTA Motorcycles Blue Haze GP 2-Stroke

### RACE 21 - SECTOR ANALYSIS



SECTOR 1 = FL to I1, SECTOR 2 = I1 to FL, DIFF = Difference To Personal Best Lap, P = Crossed Finish Line in Pit Lane, D = Time Disallowed

P7 13 GP		Doug EDMONDSON		Yamaha TZ 250 - Stan Stephens Tuning		
IDEAL LAP TIME : 2:12.884		BEST LAP TIME : 2:12.884		DIFFERENCE : 0.000		
LAP	SECTOR 1	SECTOR 2	LAP TIME	MPH	DIFF	TIME OF DAY
1 -		44.351	2:17.750	77.59	4.866	17:32:43.088
2 -	1:29.101	44.071	2:13.172 (2)	80.25	0.288	17:34:56.260
3 -	<b>1:28.908</b>	<b>43.976</b>	<b>2:12.884 (1)</b>	<b>80.43</b>		<b>17:37:09.144</b>
4 -	1:29.134	44.357	2:13.491 (3)	80.06	0.607	17:39:22.635
5 -	1:30.377	45.625	2:16.002	78.58	3.118	17:41:38.637

P8 95 S		Greg MARSHALL		Kawasaki NINJA 400 - EBCBrakes ,HELPerformance, R&G		
IDEAL LAP TIME : 2:13.496		BEST LAP TIME : 2:13.582		DIFFERENCE : 0.086		
LAP	SECTOR 1	SECTOR 2	LAP TIME	MPH	DIFF	TIME OF DAY
1 -		44.662	2:20.770	75.92	7.188	17:32:46.108
2 -	1:30.406	44.673	2:15.079	79.12	1.497	17:35:01.187
3 -	1:29.623	44.345	2:13.968 (3)	79.78	0.386	17:37:15.155
4 -	1:29.632	<b>44.111</b>	2:13.743 (2)	79.91	0.161	17:39:28.898
5 -	<b>1:29.385</b>	44.197	<b>2:13.582 (1)</b>	<b>80.01</b>		<b>17:41:42.480</b>

P9 3 GP		Tom BARRETT		Honda RS250 -		
IDEAL LAP TIME : 2:15.895		BEST LAP TIME : 2:16.015		DIFFERENCE : 0.120		
LAP	SECTOR 1	SECTOR 2	LAP TIME	MPH	DIFF	TIME OF DAY
1 -		<b>45.371</b>	2:22.992	74.74	6.977	17:32:48.330
2 -	<b>1:30.524</b>	45.491	<b>2:16.015 (1)</b>	<b>78.58</b>		<b>17:35:04.345</b>
3 -	1:30.762	45.864	2:16.626 (2)	78.22	0.611	17:37:20.971
4 -	1:31.055	45.855	2:16.910 (3)	78.06	0.895	17:39:37.881
5 -	1:31.787	46.632	2:18.419	77.21	2.404	17:41:56.300

P10 72 S		Samuel MUNSON		Kawazaki NINJA 400 - Studio Creative Services		
IDEAL LAP TIME : 2:19.582		BEST LAP TIME : 2:20.085		DIFFERENCE : 0.503		
LAP	SECTOR 1	SECTOR 2	LAP TIME	MPH	DIFF	TIME OF DAY
1 -		46.767	2:24.905	73.75	4.820	17:32:50.243
2 -	1:33.613	47.083	2:20.696 (2)	75.96	0.611	17:35:10.939
3 -	1:33.315	47.756	2:21.071 (3)	75.76	0.986	17:37:32.010
4 -	1:35.006	<b>46.452</b>	2:21.458	75.55	1.373	17:39:53.468
5 -	<b>1:33.130</b>	46.955	<b>2:20.085 (1)</b>	<b>76.29</b>		<b>17:42:13.553</b>

P11 16 S		Alan MAJOR		Kawasaki ZXR400 - Major Performance Developments		
IDEAL LAP TIME : 2:20.165		BEST LAP TIME : 2:20.541		DIFFERENCE : 0.376		
LAP	SECTOR 1	SECTOR 2	LAP TIME	MPH	DIFF	TIME OF DAY
1 -		<b>46.219</b>	2:26.097	73.15	5.556	17:32:51.435
2 -	<b>1:33.946</b>	46.595	<b>2:20.541 (1)</b>	<b>76.04</b>		<b>17:35:11.976</b>
3 -	1:34.651	47.155	2:21.806 (3)	75.37	1.265	17:37:33.782
4 -	1:37.558	47.431	2:24.989	73.71	4.448	17:39:58.771
5 -	1:34.179	46.633	2:20.812 (2)	75.90	0.271	17:42:19.583

P12 199 GP		Michael FROST		Yamaha TZ250 4DP -		
IDEAL LAP TIME : 2:23.281		BEST LAP TIME : 2:24.280		DIFFERENCE : 0.999		
LAP	SECTOR 1	SECTOR 2	LAP TIME	MPH	DIFF	TIME OF DAY
1 -		48.228	2:34.761	69.06	10.481	17:33:00.099
2 -	1:36.513	49.719	2:26.232	73.08	1.952	17:35:26.331
3 -	1:36.376	47.904	<b>2:24.280 (1)</b>	<b>74.07</b>		<b>17:37:50.611</b>
4 -	<b>1:35.815</b>	48.765	2:24.580 (3)	73.92	0.300	17:40:15.191
5 -	1:37.040	<b>47.466</b>	2:24.506 (2)	73.96	0.226	17:42:39.697

# BMCRC - MRO Championships 2023 - Rnd 3 @ Snetterton

## BMCRC Formula 400 & INTA Motorcycles Blue Haze GP 2-Stroke

### RACE 21 - SECTOR ANALYSIS



SECTOR 1 = FL to I1, SECTOR 2 = I1 to FL, DIFF = Difference To Personal Best Lap, P = Crossed Finish Line in Pit Lane, D = Time Disallowed

P13 101 S		Francesco ROSSATO		Kawasaki ZXR400 -		
IDEAL LAP TIME : 2:23.926		BEST LAP TIME : 2:24.937		DIFFERENCE : 1.011		
LAP	SECTOR 1	SECTOR 2	LAP TIME	MPH	DIFF	TIME OF DAY
1 -		48.797	2:33.808	69.48	8.871	17:32:59.146
2 -	1:37.177	49.010	2:26.187 (2)	73.11	1.250	17:35:25.333
3 -	1:36.887	<b>48.050</b>	<b>2:24.937 (1)</b>	<b>73.74</b>		<b>17:37:50.270</b>
4 -	<b>1:35.876</b>	50.603	2:26.479	72.96	1.542	17:40:16.749
5 -	1:37.710	48.633	2:26.343 (3)	73.03	1.406	17:42:43.092

P14 57 S		John WILTON		Kawasaki ZXR400 -		
IDEAL LAP TIME : 2:25.130		BEST LAP TIME : 2:25.130		DIFFERENCE : 0.000		
LAP	SECTOR 1	SECTOR 2	LAP TIME	MPH	DIFF	TIME OF DAY
1 -		49.247	2:32.794	69.95	7.664	17:32:58.132
2 -	1:38.044	48.877	2:26.921 (3)	72.74	1.791	17:35:25.053
3 -	1:37.678	48.797	2:26.475 (2)	72.96	1.345	17:37:51.528
4 -	<b>1:36.949</b>	<b>48.181</b>	<b>2:25.130 (1)</b>	<b>73.64</b>		<b>17:40:16.658</b>
5 -	1:37.729	50.032	2:27.761	72.33	2.631	17:42:44.419

P15 24 S		Harley GODZISZ		Honda NC30 - SonicRacing.co.uk		
IDEAL LAP TIME : 2:24.848		BEST LAP TIME : 2:25.047		DIFFERENCE : 0.199		
LAP	SECTOR 1	SECTOR 2	LAP TIME	MPH	DIFF	TIME OF DAY
1 -		49.726	2:38.775	67.31	13.728	17:33:04.113
2 -	1:38.898	49.483	2:28.381	72.03	3.334	17:35:32.494
3 -	<b>1:36.396</b>	48.651	<b>2:25.047 (1)</b>	<b>73.68</b>		<b>17:37:57.541</b>
4 -	1:38.090	48.745	2:26.835 (3)	72.78	1.788	17:40:24.376
5 -	1:37.941	<b>48.452</b>	2:26.393 (2)	73.00	1.346	17:42:50.769

P16 88 S		Florentin STANCIU		Kawasaki ZXR400 -		
IDEAL LAP TIME : 2:25.375		BEST LAP TIME : 2:26.292		DIFFERENCE : 0.917		
LAP	SECTOR 1	SECTOR 2	LAP TIME	MPH	DIFF	TIME OF DAY
1 -		49.141	2:34.615	69.12	8.323	17:32:59.953
2 -	<b>1:36.511</b>	49.781	<b>2:26.292 (1)</b>	<b>73.05</b>		<b>17:35:26.245</b>
3 -	1:37.706	<b>48.864</b>	2:26.570 (2)	72.92	0.278	17:37:52.815
4 -	1:38.404	50.241	2:28.645 (3)	71.90	2.353	17:40:21.460
5 -	1:40.656	50.079	2:30.735	70.90	4.443	17:42:52.195

P17 10 S		Mike BRUNSDON		Kawasaki NINJA 400 - Parts Europe		
IDEAL LAP TIME : 2:28.666		BEST LAP TIME : 2:28.666		DIFFERENCE : 0.000		
LAP	SECTOR 1	SECTOR 2	LAP TIME	MPH	DIFF	TIME OF DAY
1 -		50.731	2:41.180	66.31	12.514	17:33:06.518
2 -	1:40.260	50.614	2:30.874	70.84	2.208	17:35:37.392
3 -	1:40.243	50.142	2:30.385 (3)	71.07	1.719	17:38:07.777
4 -	1:39.456	50.112	2:29.568 (2)	71.45	0.902	17:40:37.345
5 -	<b>1:38.899</b>	<b>49.767</b>	<b>2:28.666 (1)</b>	<b>71.89</b>		<b>17:43:06.011</b>

P18 27 S		Lucian Silviu SINCA		Kawasaki ZXR400 -		
IDEAL LAP TIME : 2:29.949		BEST LAP TIME : 2:30.513		DIFFERENCE : 0.564		
LAP	SECTOR 1	SECTOR 2	LAP TIME	MPH	DIFF	TIME OF DAY
1 -		<b>49.926</b>	2:36.918	68.11	6.405	17:33:02.256
2 -	1:40.471	50.917	2:31.388 (3)	70.60	0.875	17:35:33.644
3 -	1:41.453	50.505	2:31.958	70.33	1.445	17:38:05.602
4 -	<b>1:40.023</b>	50.490	<b>2:30.513 (1)</b>	<b>71.01</b>		<b>17:40:36.115</b>
5 -	1:40.493	50.452	2:30.945 (2)	70.80	0.432	17:43:07.060

# BMCRC - MRO Championships 2023 - Rnd 3 @ Snetterton

## BMCRC Formula 400 & INTA Motorcycles Blue Haze GP 2-Stroke

### RACE 21 - SECTOR ANALYSIS



SECTOR 1 = FL to I1, SECTOR 2 = I1 to FL, DIFF = Difference To Personal Best Lap, P = Crossed Finish Line in Pit Lane, D = Time Disallowed

<b>P19 97 S</b>		<b>Nicholas TAIG</b>		Honda VFR400 NC30 - RST, Bell Helmets UK			
IDEAL LAP TIME : 2:30.680		BEST LAP TIME : 2:30.680		DIFFERENCE : 0.000			
LAP	SECTOR 1	SECTOR 2	LAP TIME	MPH	DIFF	TIME OF DAY	
1 -		51.010	2:39.695	66.92	9.015	17:33:05.033	
2 -	<b>1:40.250</b>	<b>50.430</b>	<b>2:30.680 (1)</b>	<b>70.93</b>		<b>17:35:35.713</b>	
3 -	1:40.568	50.735	2:31.303 (2)	70.64	0.623	17:38:07.016	
4 -	1:42.004	51.950	2:33.954 (3)	69.42	3.274	17:40:40.970	
5 -	1:41.803	55.702	2:37.505	67.85	6.825	17:43:18.475	

<b>P20 17 R</b>		<b>Freddie BATE</b>		Kawasaki NINJA 300 - hartjay			
IDEAL LAP TIME : 2:32.927		BEST LAP TIME : 2:34.101		DIFFERENCE : 1.174			
LAP	SECTOR 1	SECTOR 2	LAP TIME	MPH	DIFF	TIME OF DAY	
1 -		<b>50.979</b>	2:42.205	65.89	8.104	17:33:07.543	
2 -	<b>1:41.948</b>	52.153	<b>2:34.101 (1)</b>	<b>69.35</b>		<b>17:35:41.644</b>	
3 -	1:44.077	52.711	2:36.788 (3)	68.16	2.687	17:38:18.432	
4 -	1:43.978	52.644	2:36.622 (2)	68.24	2.521	17:40:55.054	
5 -	1:45.051	53.363	2:38.414	67.46	4.313	17:43:33.468	

# BMCRC - MRO Championships 2023 - Rnd 3 @ Snetterton

## BMCRC Formula 400 & INTA Motorcycles Blue Haze GP 2-Stroke

### RACE 21 - BEST SECTORS

SECTOR 1			SECTOR 2			IDEAL / BEST COMPARISON						
POS	NO	NAME	TIME	NO	NAME	TIME	POS	NO	NAME	IDEAL	BEST	DIFF
									<b>PERFECT LAP</b>	<b>2:08.012</b>		
1	8	ATKINSON	1:25.355	5	LEA	42.657	1	8	ATKINSON	2:08.061	2:08.068	0.007
2	5	LEA	1:26.373	8	ATKINSON	42.706	2	5	LEA	2:09.030	2:09.326	0.296
3	23	ELLIS	1:27.767	771	HARDY	43.773	3	151	SMITH	2:11.985	2:11.985	0.000
4	151	SMITH	1:28.163	151	SMITH	43.822	4	23	ELLIS	2:12.012	2:12.196	0.184
5	771	HARDY	1:28.342	13	EDMONDSON	43.976	5	771	HARDY	2:12.115	2:12.397	0.282
6	25	SMITH	1:28.396	25	SMITH	44.010	6	25	SMITH	2:12.406	2:12.652	0.246
7	13	EDMONDSON	1:28.908	95	MARSHALL	44.111	7	13	EDMONDSON	2:12.884	2:12.884	0.000
8	95	MARSHALL	1:29.385	23	ELLIS	44.245	8	95	MARSHALL	2:13.496	2:13.582	0.086
9	3	BARRETT	1:30.524	3	BARRETT	45.371	9	3	BARRETT	2:15.895	2:16.015	0.120
10	72	MUNSON	1:33.130	16	MAJOR	46.219	10	72	MUNSON	2:19.582	2:20.085	0.503
11	16	MAJOR	1:33.946	72	MUNSON	46.452	11	16	MAJOR	2:20.165	2:20.541	0.376
12	199	FROST	1:35.815	199	FROST	47.466	12	199	FROST	2:23.281	2:24.280	0.999
13	101	ROSSATO	1:35.876	101	ROSSATO	48.050	13	101	ROSSATO	2:23.926	2:24.937	1.011
14	24	GODZISZ	1:36.396	57	WILTON	48.181	14	24	GODZISZ	2:24.848	2:25.047	0.199
15	88	STANCIU	1:36.511	24	GODZISZ	48.452	15	57	WILTON	2:25.130	2:25.130	0.000
16	57	WILTON	1:36.949	88	STANCIU	48.864	16	88	STANCIU	2:25.375	2:26.292	0.917
17	10	BRUNSDON	1:38.899	10	BRUNSDON	49.767	17	10	BRUNSDON	2:28.666	2:28.666	0.000
18	27	SINCA	1:40.023	27	SINCA	49.926	18	27	SINCA	2:29.949	2:30.513	0.564
19	97	TAIG	1:40.250	97	TAIG	50.430	19	97	TAIG	2:30.680	2:30.680	0.000
20	17	BATE	1:41.948	17	BATE	50.979	20	17	BATE	2:32.927	2:34.101	1.174

# BMCRC - MRO Championships 2023 - Rnd 3 @ Snetterton

## BMCRC Formula 400 & INTA Motorcycles Blue Haze GP 2-Stroke

### RACE 21 - STATISTICS

**Competitors Started** 20  
**Planned Start** 2023-05-07 @ 17:30:00.000  
**Actual Start** 2023-05-07 @ 17:30:25.337  
**Finish Time** 2023-05-07 @ 17:41:17.609  
**Track Length** 2.9689mi.  
**Total Laps** 100  
**Total Distance Covered** 296.8911mi.

#### Session Fastest Lap History

NO	CL	NAME	LAP TIME	TIME OF DAY	LAP	VEHICLE
8	GP	Phil ATKINSON	2:08.068	17:34:49.314	2	Yamaha TZ350

#### Session Leader History

NO	CL	NAME	FROM LAP	LAPS LED	DISTANCE	VEHICLE
5	GP	John LEA	1	1	2.96 miles	Yamaha TZ 250
8	GP	Phil ATKINSON	2	4	11.87 miles	Yamaha TZ350

#### Flag History

TYPE	TIME OF DAY
GREEN	17:30:25.337
FINISH	17:41:17.609

#### Flag Statistics

TYPE	COUNT	TOTAL LAPS	TOTAL TIME
Green	1	5	13:20.717
Red	0	0	0.000
Safety Car	0	0	0.000
FCY	0	0	0.000

# BMCRC - MRO Championships 2023 - Rnd 3 @ Snetterton

## BMCRC Formula 400 & INTA Motorcycles Blue Haze GP 2-Stroke

### RACE 21 - STATISTICS

**CLASS : GP**

5 Starters

#### Fastest Lap History

NO	NAME	LAP TIME	TIME OF DAY	LAP	VEHICLE
8	Phil ATKINSON	2:08.068	17:34:49.314	2	Yamaha TZ350

#### Leader History

NO	NAME	FROM LAP	LAPS LED	DISTANCE	VEHICLE
5	John LEA	1	1	2.96 miles	Yamaha TZ 250
8	Phil ATKINSON	2	4	11.87 miles	Yamaha TZ350

**BMCRC - MRO Championships 2023 - Rnd 3 @ Snetterton**  
**BMCRC Formula 400 & INTA Motorcycles Blue Haze GP 2-Stroke**  
**RACE 21 - STATISTICS**

**CLASS : M**

1 Starters

**Fastest Lap History**

NO	NAME	LAP TIME	TIME OF DAY	LAP	VEHICLE
25	Haydon SMITH	<b>2:13.818</b>	17:34:58.414	2	Kawasaki ZXR400
25	Haydon SMITH	<b>2:13.279</b>	17:37:11.693	3	Kawasaki ZXR400
25	Haydon SMITH	<b>2:12.828</b>	17:39:24.522	4	Kawasaki ZXR400
25	Haydon SMITH	<b>2:12.652</b>	17:41:37.173	5	Kawasaki ZXR400

**Leader History**

NO	NAME	FROM LAP	LAPS LED	DISTANCE	VEHICLE
25	Haydon SMITH	1	5	14.84 miles	Kawasaki ZXR400

# BMCRC - MRO Championships 2023 - Rnd 3 @ Snetterton

## BMCRC Formula 400 & INTA Motorcycles Blue Haze GP 2-Stroke

### RACE 21 - STATISTICS

**CLASS : R**

1 Starters

#### Fastest Lap History

NO	NAME	LAP TIME	TIME OF DAY	LAP	VEHICLE
17	Freddie BATE	2:34.101	17:35:41.649	2	Kawasaki NINJA 300

#### Leader History

NO	NAME	FROM LAP	LAPS LED	DISTANCE	VEHICLE
17	Freddie BATE	1	5	14.84 miles	Kawasaki NINJA 300



# BMCRC - MRO Championships 2023 - Rnd 3 @ Snetterton

## BMCRC Formula 400 & INTA Motorcycles Blue Haze GP 2-Stroke

### RACE 21 - STATISTICS

**CLASS : S**

13 Starters

#### Fastest Lap History

NO	NAME	LAP TIME	TIME OF DAY	LAP	VEHICLE
151	Nick SMITH	2:13.517	17:34:58.885	2	Kawasaki ZXR400
23	Joe ELLIS	2:13.142	17:34:59.316	2	Kawasaki EX 400
151	Nick SMITH	2:11.985	17:39:24.813	4	Kawasaki ZXR400

#### Leader History

NO	NAME	FROM LAP	LAPS LED	DISTANCE	VEHICLE
771	Maximus HARDY	1	1	2.96 miles	Kawasaki NINJA 400
151	Nick SMITH	2	4	11.87 miles	Kawasaki ZXR400



# DART MOTORSPORT

## MRO 600 inc CLUBMAN & GP2/EVO CLASS



BMCRC-MRO Championships - Round 3

Snetterton 300

6<sup>th</sup> / 7<sup>th</sup> May 2023



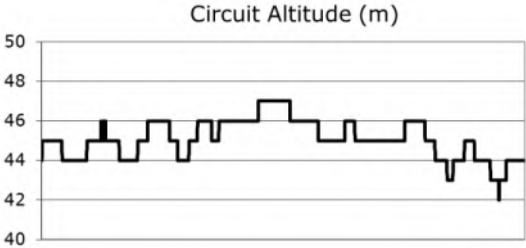
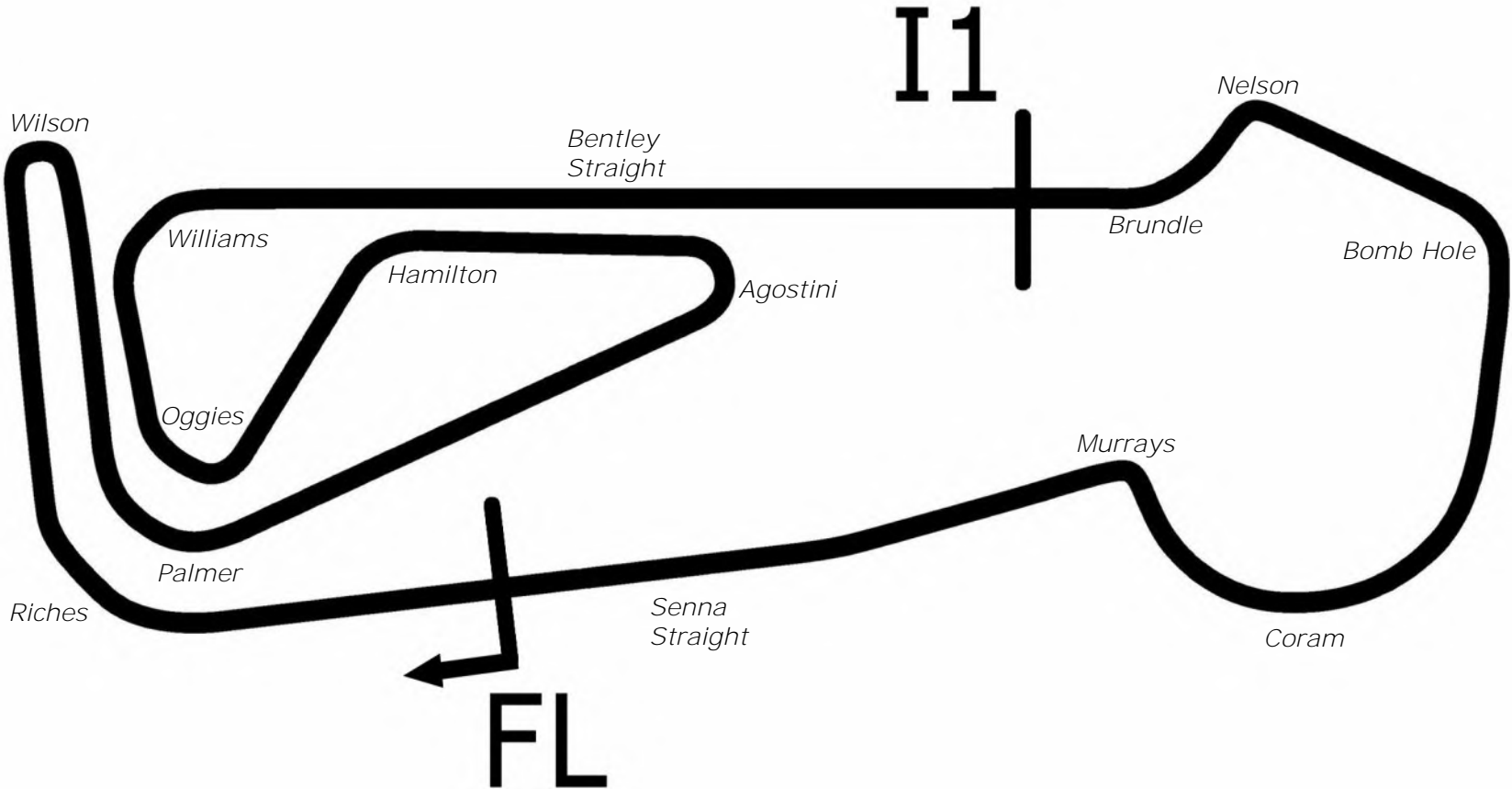
Timing & Results Provided by Timing Solutions Ltd

[www.tsl-timing.com](http://www.tsl-timing.com)

# Snetterton 300



**SPORTS TIMING**  
**TIMING SOLUTIONS LTD**



Length	2.9689 miles	4778.0 m	
FL		52.46340 N	0.94476 E
I1	3198m	52.46617 N	0.94964 E
Pit Entry	4572m	52.46364 N	0.94774 E
Pit Exit	40m after FL	52.46338 N	0.94420 E
Pit Entry-Pit Exit 246m, 17.7s @50kph, 14.7s @60kph			

# BMCRC - MRO Championships 2023 - Rnd 3 @ Snetterton



## DART Motorsport MRO 600 Inc Clubman 600 & GP2 / EVO

### QUALIFYING - CLASSIFICATION

POS	NO	CL	PIC NAME	ENTRY	TIME	ON	LAPS	GAP	DIFF	MPH
1	52		1 Kam DIXON	Kawasaki ZX636 - Delicious Race Wear	2:09.444	5	5			82.56
2	169		2 Harrison CROSBY	Kawasaki ZXR - Caddy Group	2:09.535	4	5	0.091	0.091	82.51
3	91	C	1 Sam HIRST	Kawasaki 636 - Team Valley Racing	2:10.608	4	5	1.164	1.073	81.83
4	226		3 Adam HARTGROVE	Yamaha R6 - adamhartgroveracing	2:10.738	5	5	1.294	0.130	81.75
5	51		4 Ross CLARKE	Kawasaki ZX600RR - Ross clarke Farriery	2:10.910	3	3	1.466	0.172	81.64
6	40	C	2 Henry ROSS	Yamaha R6 -	2:11.051	5	5	1.607	0.141	81.55
7	3		5 Joey LAMBDEN	Kawasaki ZX600 RBF -	2:12.167	3	5	2.723	1.116	80.86
8	49	EVO	1 Luke WALLINGTON	Triumph 765 -	2:12.568	5	5	3.124	0.401	80.62
9	80		6 Morgan CREASEY	Yamaha R6 - Warics Ltd	2:13.563	2	3	4.119	0.995	80.02
10	168	C	3 Aaron DALRYMPLE	Yamaha R6 - Feel That Noise	2:14.034	4	5	4.590	0.471	79.74
11	95		7 Grant ROBERTSON	Yamaha R6 - Westcountry Windings	2:14.060	5	5	4.616	0.026	79.72
12	128		8 Kelvin HOARE	Yamaha R6 - Southern and Country Roofing Ltd	2:14.069	5	5	4.625	0.009	79.72
13	87		9 Keith POVAH	Yamaha R6 - @crap.sack give us a follow!	2:14.571	4	4	5.127	0.502	79.42
14	212		10 Matt PALLETT	Yamaha R6 - BDA Chartered Architects	2:14.867	4	4	5.423	0.296	79.24
15	35		11 Kai DICKINSON	Kawasaki ZX636 -	2:15.842	4	5	6.398	0.975	78.68
16	14	C	4 Jack MUIR	Kawasaki ZX636 -	2:15.881	5	5	6.437	0.039	78.65
17	31		12 Dylan MELLOR	Kawasaki ZX6-R - BDS Motorcycles	2:16.024	3	4	6.580	0.143	78.57
18	29	C	5 Aaron DAYKIN	Yamaha R6 - AJB Transport (Hatton) Ltd	2:16.309	4	5	6.865	0.285	78.41
19	228	C	6 Paul McFADDEN	Yamaha R6 - T.McFadden Plant Ltd	2:16.978	5	5	7.534	0.669	78.02
20	36		13 Harry FOWLE	Yamaha R6 - HF Refinishing Racing	2:17.544	4	4	8.100	0.566	77.70
21	661	EVO	2 Cameron HARRIS	Triumph 675R - Harris / Tony Scott Motorsport	2:18.310	3	5	8.866	0.766	77.27
22	81		14 Fred McMULLAN	Kawasaki ZX636 - Orwell Motorcycles ipswich	2:19.127	4	4	9.683	0.817	76.82
23	96		15 Jack KIRSCH	Kawasaki ZX636 - RD Racing	2:20.343	2	4	10.899	1.216	76.15
24	39	C	7 Aaron MONK	Kawasaki NINJA 636 - flyaspitfire.co.uk	2:22.067	3	4	12.623	1.724	75.23
25	779	C	8 Terry BRIAN	Yamaha R6 - Two Techs Renault Specialist	2:22.338	4	4	12.894	0.271	75.08
26	100		16 Craig HOWTON	Kawasaki ZX6R - ME	2:22.370	4	4	12.926	0.032	75.07
27	58	C	9 Paul NICHOLAS	Yamaha YZF R6 - CITY DAMP SOLUTIONS LTD	2:22.574	4	4	13.130	0.204	74.96
28	129	C	10 David JAMES	Yamaha R6 -	2:23.037	4	4	13.593	0.463	74.72
29	120	C	11 James GOWER	Yamaha R6 - TeamRubyRacing	2:23.618	4	4	14.174	0.581	74.42
30	69	C	12 Simon WHALL	Yamaha R6 -	2:27.191	4	4	17.747	3.573	72.61
31	27	C	13 Timothy PETTS	Triumph Daytona 675 - Norfolk Triumph Racing Team	2:28.373	2	2	18.929	1.182	72.03
32	22	C	14 Toby TRUNDLE	Yamaha R6 - Harris Motorcycles / A. Harland Race Ser	2:31.485	4	4	22.041	3.112	70.55

Weather / Track : Cloudy / Drying

These results are provisional until the conclusion of any judicial and technical matters.

Snetterton 300: 2.9689 miles

Date: 06/05/2023 Start: 10:01 Finish: 10:11

Clerk Of Course :	Stewards :	Timekeeper : Richard Evans
-------------------	------------	----------------------------

Results can be found at [www.tsl-timing.com](http://www.tsl-timing.com)

Printed - 10:14 Saturday, 06 May 2023



# BMCRC - MRO Championships 2023 - Rnd 3 @ Snetterton

## DART Motorsport MRO 600 Inc Clubman 600 & GP2 / EVO

### QUALIFYING - SECTOR ANALYSIS



SECTOR 1 = FL to I1, SECTOR 2 = I1 to FL, DIFF = Difference To Personal Best Lap, P = Crossed Finish Line in Pit Lane, D = Time Disallowed

P1 52		Kam DIXON		Kawasaki ZX636 - Delicious Race Wear			
IDEAL LAP TIME : 2:09.444		BEST LAP TIME : 2:09.444		DIFFERENCE : 0.000			
LAP	SECTOR 1	SECTOR 2	LAP TIME	MPH	DIFF	TIME OF DAY	
1 -	1:36.186	47.194	2:23.380	74.54	13.936	10:04:24.592	
2 -	1:28.751	45.152	2:13.903	79.81	4.459	10:06:38.495	
3 -	1:28.193	44.970	2:13.163 (3)	80.26	3.719	10:08:51.658	
4 -	1:27.021	43.965	2:10.986 (2)	81.59	1.542	10:11:02.644	
5 -	<b>1:26.154</b>	<b>43.290</b>	<b>2:09.444 (1)</b>	<b>82.56</b>		<b>10:13:12.088</b>	

P2 169		Harrison CROSBY		Kawasaki ZXR - Caddy Group			
IDEAL LAP TIME : 2:09.314		BEST LAP TIME : 2:09.535		DIFFERENCE : 0.221			
LAP	SECTOR 1	SECTOR 2	LAP TIME	MPH	DIFF	TIME OF DAY	
1 -	1:35.703	46.337	2:22.040	75.24	12.505	10:04:26.184	
2 -	1:27.050	44.568	2:11.618 (3)	81.20	2.083	10:06:37.802	
3 -	1:25.518	<b>44.046</b>	2:09.564 (2)	82.49	0.029	10:08:47.366	
4 -	<b>1:25.268</b>	44.267	<b>2:09.535 (1)</b>	<b>82.51</b>		<b>10:10:56.901</b>	
5 -	1:46.359	44.137	2:30.496	71.01	20.961	10:13:27.397	

P3 91 C		Sam HIRST		Kawasaki 636 - Team Valley Racing			
IDEAL LAP TIME : 2:10.521		BEST LAP TIME : 2:10.608		DIFFERENCE : 0.087			
LAP	SECTOR 1	SECTOR 2	LAP TIME	MPH	DIFF	TIME OF DAY	
1 -	1:35.105	46.308	2:21.413	75.58	10.805	10:04:22.221	
2 -	1:29.001	44.702	2:13.703	79.93	3.095	10:06:35.924	
3 -	1:27.363	44.200	2:11.563 (3)	81.23	0.955	10:08:47.487	
4 -	<b>1:26.768</b>	43.840	<b>2:10.608 (1)</b>	<b>81.83</b>		<b>10:10:58.095</b>	
5 -	1:27.334	<b>43.753</b>	2:11.087 (2)	81.53	0.479	10:13:09.182	

P4 226		Adam HARTGROVE		Yamaha R6 - adamhartgroveracing			
IDEAL LAP TIME : 2:10.738		BEST LAP TIME : 2:10.738		DIFFERENCE : 0.000			
LAP	SECTOR 1	SECTOR 2	LAP TIME	MPH	DIFF	TIME OF DAY	
1 -	1:37.982	48.586	2:26.568	72.92	15.830	10:04:25.900	
2 -	1:33.819	47.502	2:21.321	75.62	10.583	10:06:47.221	
3 -	1:30.580	46.262	2:16.842 (3)	78.10	6.104	10:09:04.063	
4 -	1:28.315	44.893	2:13.208 (2)	80.23	2.470	10:11:17.271	
5 -	<b>1:26.713</b>	<b>44.025</b>	<b>2:10.738 (1)</b>	<b>81.75</b>		<b>10:13:28.009</b>	

P5 51		Ross CLARKE		Kawasaki ZX600RR - Ross clarke Farriery			
IDEAL LAP TIME : 2:10.910		BEST LAP TIME : 2:10.910		DIFFERENCE : 0.000			
LAP	SECTOR 1	SECTOR 2	LAP TIME	MPH	DIFF	TIME OF DAY	
1 -	OUTLAP	47.052	2:26.504	72.95	15.594	10:08:32.556	
2 -	1:31.924	45.669	2:17.593 (2)	77.67	6.683	10:10:50.149	
3 -	<b>1:26.769</b>	<b>44.141</b>	<b>2:10.910 (1)</b>	<b>81.64</b>		<b>10:13:01.059</b>	

P6 40 C		Henry ROSS		Yamaha R6 -			
IDEAL LAP TIME : 2:10.813		BEST LAP TIME : 2:11.051		DIFFERENCE : 0.238			
LAP	SECTOR 1	SECTOR 2	LAP TIME	MPH	DIFF	TIME OF DAY	
1 -	1:43.701	50.113	2:33.814	69.48	22.763	10:04:38.948	
2 -	1:34.157	45.691	2:19.848	76.42	8.797	10:06:58.796	
3 -	1:29.572	45.610	2:15.182 (3)	79.06	4.131	10:09:13.978	
4 -	<b>1:26.338</b>	45.597	2:11.935 (2)	81.01	0.884	10:11:25.913	
5 -	1:26.576	<b>44.475</b>	<b>2:11.051 (1)</b>	<b>81.55</b>		<b>10:13:36.964</b>	

# BMCRC - MRO Championships 2023 - Rnd 3 @ Snetterton

## DART Motorsport MRO 600 Inc Clubman 600 & GP2 / EVO

### QUALIFYING - SECTOR ANALYSIS



SECTOR 1 = FL to I1, SECTOR 2 = I1 to FL, DIFF = Difference To Personal Best Lap, P = Crossed Finish Line in Pit Lane, D = Time Disallowed

<b>P7 3</b>		<b>Joey LAMB DEN</b>		Kawasaki ZX600 RBF -			
IDEAL LAP TIME : 2:12.167		BEST LAP TIME : 2:12.167		DIFFERENCE : 0.000			
LAP	SECTOR 1	SECTOR 2	LAP TIME	MPH	DIFF	TIME OF DAY	
1 -	1:41.660	47.937	2:29.597	71.44	17.430	10:04:37.440	
2 -	1:31.178	46.210	2:17.388	77.79	5.221	10:06:54.828	
3 -	<b>1:27.490</b>	<b>44.677</b>	<b>2:12.167 (1)</b>	<b>80.86</b>		<b>10:09:06.995</b>	
4 -	1:28.287	46.093	2:14.380 (3)	79.53	2.213	10:11:21.375	
5 -	1:27.574	45.267	2:12.841 (2)	80.45	0.674	10:13:34.216	

<b>P8 49 EVO</b>		<b>Luke WALLINGTON</b>		Triumph 765 -			
IDEAL LAP TIME : 2:12.568		BEST LAP TIME : 2:12.568		DIFFERENCE : 0.000			
LAP	SECTOR 1	SECTOR 2	LAP TIME	MPH	DIFF	TIME OF DAY	
1 -	1:39.874	50.062	2:29.936	71.28	17.368	10:04:39.835	
2 -	1:31.264	46.491	2:17.755	77.58	5.187	10:06:57.590	
3 -	1:30.200	45.736	2:15.936 (3)	78.62	3.368	10:09:13.526	
4 -	<b>1:28.241</b>	45.317	2:13.558 (2)	80.02	0.990	10:11:27.084	
5 -	<b>1:28.241</b>	<b>44.327</b>	<b>2:12.568 (1)</b>	<b>80.62</b>		<b>10:13:39.652</b>	

<b>P9 80</b>		<b>Morgan CREASEY</b>		Yamaha R6 - Warics Ltd			
IDEAL LAP TIME : 2:13.563		BEST LAP TIME : 2:13.563		DIFFERENCE : 0.000			
LAP	SECTOR 1	SECTOR 2	LAP TIME	MPH	DIFF	TIME OF DAY	
1 -	1:43.894	48.513	2:32.407 (2)	70.12	18.844	10:04:43.856	
2 -	<b>1:28.721</b>	<b>44.842</b>	<b>2:13.563 (1)</b>	<b>80.02</b>		<b>10:06:57.419</b>	
3 -	1:50.526	58.466	2:48.992 (3)	63.24	35.429	10:09:46.411	

<b>P10 168 C</b>		<b>Aaron DALRYMPLE</b>		Yamaha R6 - Feel That Noise			
IDEAL LAP TIME : 2:13.734		BEST LAP TIME : 2:14.034		DIFFERENCE : 0.300			
LAP	SECTOR 1	SECTOR 2	LAP TIME	MPH	DIFF	TIME OF DAY	
1 -	1:41.912	47.778	2:29.690	71.40	15.656	10:04:35.261	
2 -	1:29.667	45.246	2:14.913 (3)	79.22	0.879	10:06:50.174	
3 -	<b>1:28.559</b>	46.640	2:15.199	79.05	1.165	10:09:05.373	
4 -	1:28.859	<b>45.175</b>	<b>2:14.034 (1)</b>	<b>79.74</b>		<b>10:11:19.407</b>	
5 -	1:28.871	45.675	2:14.546 (2)	79.43	0.512	10:13:33.953	

<b>P11 95</b>		<b>Grant ROBERTSON</b>		Yamaha R6 - Westcountry Windings			
IDEAL LAP TIME : 2:14.060		BEST LAP TIME : 2:14.060		DIFFERENCE : 0.000			
LAP	SECTOR 1	SECTOR 2	LAP TIME	MPH	DIFF	TIME OF DAY	
1 -	1:37.801	48.725	2:26.526	72.94	12.466	10:04:26.940	
2 -	1:32.477	47.147	2:19.624	76.54	5.564	10:06:46.564	
3 -	1:31.458	47.278	2:18.736 (3)	77.03	4.676	10:09:05.300	
4 -	1:29.776	45.655	2:15.431 (2)	78.91	1.371	10:11:20.731	
5 -	<b>1:29.150</b>	<b>44.910</b>	<b>2:14.060 (1)</b>	<b>79.72</b>		<b>10:13:34.791</b>	

<b>P12 128</b>		<b>Kelvin HOARE</b>		Yamaha R6 - Southern and Country Roofing Ltd			
IDEAL LAP TIME : 2:13.728		BEST LAP TIME : 2:14.069		DIFFERENCE : 0.341			
LAP	SECTOR 1	SECTOR 2	LAP TIME	MPH	DIFF	TIME OF DAY	
1 -	1:44.780	48.003	2:32.783	69.95	18.714	10:04:38.600	
2 -	1:29.653	46.171	2:15.824	78.69	1.755	10:06:54.424	
3 -	<b>1:28.912</b>	45.417	2:14.329 (3)	79.56	0.260	10:09:08.753	
4 -	1:29.046	45.268	2:14.314 (2)	79.57	0.245	10:11:23.067	
5 -	1:29.253	<b>44.816</b>	<b>2:14.069 (1)</b>	<b>79.72</b>		<b>10:13:37.136</b>	

# BMCRC - MRO Championships 2023 - Rnd 3 @ Snetterton

## DART Motorsport MRO 600 Inc Clubman 600 & GP2 / EVO

### QUALIFYING - SECTOR ANALYSIS



SECTOR 1 = FL to I1, SECTOR 2 = I1 to FL, DIFF = Difference To Personal Best Lap, P = Crossed Finish Line in Pit Lane, D = Time Disallowed

P13 87		Keith POVAH		Yamaha R6 - @crap.sack give us a follow!			
IDEAL LAP TIME : 2:14.571		BEST LAP TIME : 2:14.571		DIFFERENCE : 0.000			
LAP	SECTOR 1	SECTOR 2	LAP TIME	MPH	DIFF	TIME OF DAY	
1 -	1:37.785	47.503	2:25.288	73.56	10.717	10:04:27.577	
2 -	1:32.695	47.211	2:19.906 (3)	76.39	5.335	10:06:47.483	
3 -	1:31.322	46.116	2:17.438 (2)	77.76	2.867	10:09:04.921	
4 -	<b>1:29.142</b>	<b>45.429</b>	<b>2:14.571 (1)</b>	<b>79.42</b>		<b>10:11:19.492</b>	

P14 212		Matt PALLETT		Yamaha R6 - BDA Chartered Architects			
IDEAL LAP TIME : 2:14.867		BEST LAP TIME : 2:14.867		DIFFERENCE : 0.000			
LAP	SECTOR 1	SECTOR 2	LAP TIME	MPH	DIFF	TIME OF DAY	
1 -	1:44.028	50.155	2:34.183	69.32	19.316	10:04:58.530	
2 -	1:34.730	47.303	2:22.033 (3)	75.25	7.166	10:07:20.563	
3 -	1:32.854	46.478	2:19.332 (2)	76.70	4.465	10:09:39.895	
4 -	<b>1:29.269</b>	<b>45.598</b>	<b>2:14.867 (1)</b>	<b>79.24</b>		<b>10:11:54.762</b>	

P15 35		Kai DICKINSON		Kawasaki ZX636 -			
IDEAL LAP TIME : 2:15.842		BEST LAP TIME : 2:15.842		DIFFERENCE : 0.000			
LAP	SECTOR 1	SECTOR 2	LAP TIME	MPH	DIFF	TIME OF DAY	
1 -	1:42.438	49.431	2:31.869	70.37	16.027	10:04:34.941	
2 -	1:34.522	47.640	2:22.162	75.18	6.320	10:06:57.103	
3 -	1:31.622	46.566	2:18.188 (3)	77.34	2.346	10:09:15.291	
4 -	<b>1:29.867</b>	<b>45.975</b>	<b>2:15.842 (1)</b>	<b>78.68</b>		<b>10:11:31.133</b>	
5 -	1:30.137	47.950	2:18.087 (2)	77.40	2.245	10:13:49.220	

P16 14 C		Jack MUIR		Kawasaki ZX636 -			
IDEAL LAP TIME : 2:15.881		BEST LAP TIME : 2:15.881		DIFFERENCE : 0.000			
LAP	SECTOR 1	SECTOR 2	LAP TIME	MPH	DIFF	TIME OF DAY	
1 -	1:36.464	48.020	2:24.484	73.97	8.603	10:04:26.005	
2 -	1:31.732	47.484	2:19.216	76.77	3.335	10:06:45.221	
3 -	1:31.654	47.325	2:18.979 (3)	76.90	3.098	10:09:04.200	
4 -	1:31.772	46.163	2:17.935 (2)	77.48	2.054	10:11:22.135	
5 -	<b>1:31.109</b>	<b>44.772</b>	<b>2:15.881 (1)</b>	<b>78.65</b>		<b>10:13:38.016</b>	

P17 31		Dylan MELLOR		Kawasaki ZX6-R - BDS Motorcycles			
IDEAL LAP TIME : 2:16.012		BEST LAP TIME : 2:16.024		DIFFERENCE : 0.012			
LAP	SECTOR 1	SECTOR 2	LAP TIME	MPH	DIFF	TIME OF DAY	
1 -	1:40.168	49.693	2:29.861	71.31	13.837	10:04:33.818	
2 -	1:29.598	46.478	2:16.076 (2)	78.54	0.052	10:06:49.894	
3 -	1:29.550	<b>46.474</b>	<b>2:16.024 (1)</b>	<b>78.57</b>		<b>10:09:05.918</b>	
4 -	<b>1:29.538</b>	46.612	2:16.150 (3)	78.50	0.126	10:11:22.068	

P18 29 C		Aaron DAYKIN		Yamaha R6 - AJB Transport (Hatton) Ltd			
IDEAL LAP TIME : 2:16.309		BEST LAP TIME : 2:16.309		DIFFERENCE : 0.000			
LAP	SECTOR 1	SECTOR 2	LAP TIME	MPH	DIFF	TIME OF DAY	
1 -	1:38.256	50.047	2:28.303	72.06	11.994	10:04:34.094	
2 -	1:33.397	47.872	2:21.269	75.65	4.960	10:06:55.363	
3 -	1:31.520	47.261	2:18.781 (2)	77.01	2.472	10:09:14.144	
4 -	<b>1:29.739</b>	<b>46.570</b>	<b>2:16.309 (1)</b>	<b>78.41</b>		<b>10:11:30.453</b>	
5 -	1:30.617	48.317	2:18.934 (3)	76.92	2.625	10:13:49.387	

# BMCRC - MRO Championships 2023 - Rnd 3 @ Snetterton

## DART Motorsport MRO 600 Inc Clubman 600 & GP2 / EVO

### QUALIFYING - SECTOR ANALYSIS



SECTOR 1 = FL to I1, SECTOR 2 = I1 to FL, DIFF = Difference To Personal Best Lap, P = Crossed Finish Line in Pit Lane, D = Time Disallowed

<b>P19 228 C</b>		<b>Paul McFADDEN</b>		Yamaha R6 - T.McFadden Plant Ltd			
IDEAL LAP TIME : 2:16.978		BEST LAP TIME : 2:16.978		DIFFERENCE : 0.000			
LAP	SECTOR 1	SECTOR 2	LAP TIME	MPH	DIFF	TIME OF DAY	
1 -	1:42.454	48.286	2:30.740	70.90	13.762	10:04:35.281	
2 -	1:34.754	48.209	2:22.963	74.76	5.985	10:06:58.244	
3 -	1:33.427	46.248	2:19.675 (3)	76.52	2.697	10:09:17.919	
4 -	1:31.037	46.374	2:17.411 (2)	77.78	0.433	10:11:35.330	
5 -	<b>1:30.796</b>	<b>46.182</b>	<b>2:16.978 (1)</b>	<b>78.02</b>		<b>10:13:52.308</b>	

<b>P20 36</b>		<b>Harry FOWLE</b>		Yamaha R6 - HF Refinishing Racing			
IDEAL LAP TIME : 2:17.544		BEST LAP TIME : 2:17.544		DIFFERENCE : 0.000			
LAP	SECTOR 1	SECTOR 2	LAP TIME	MPH	DIFF	TIME OF DAY	
1 -	1:45.660	50.391	2:36.051	68.49	18.507	10:04:41.589	
2 -	1:36.753	48.670	2:25.423 (3)	73.49	7.879	10:07:07.012	
3 -	1:33.114	46.244	2:19.358 (2)	76.69	1.814	10:09:26.370	
4 -	<b>1:31.724</b>	<b>45.820</b>	<b>2:17.544 (1)</b>	<b>77.70</b>		<b>10:11:43.914</b>	

<b>P21 661 EVO</b>		<b>Cameron HARRIS</b>		Triumph 675R - Harris / Tony Scott Motorsport			
IDEAL LAP TIME : 2:18.310		BEST LAP TIME : 2:18.310		DIFFERENCE : 0.000			
LAP	SECTOR 1	SECTOR 2	LAP TIME	MPH	DIFF	TIME OF DAY	
1 -	1:37.990	48.933	2:26.923	72.74	8.613	10:04:28.818	
2 -	1:33.815	47.430	2:21.245 (3)	75.67	2.935	10:06:50.063	
3 -	<b>1:31.197</b>	<b>47.113</b>	<b>2:18.310 (1)</b>	<b>77.27</b>		<b>10:09:08.373</b>	
4 -	1:31.527	47.367	2:18.894 (2)	76.95	0.584	10:11:27.267	
5 -	1:31.585	49.810	2:21.395	75.59	3.085	10:13:48.662	

<b>P22 81</b>		<b>Fred McMULLAN</b>		Kawasaki ZX636 - Orwell Motorcycles ipswich			
IDEAL LAP TIME : 2:19.024		BEST LAP TIME : 2:19.127		DIFFERENCE : 0.103			
LAP	SECTOR 1	SECTOR 2	LAP TIME	MPH	DIFF	TIME OF DAY	
1 -	1:45.818	50.003	2:35.821	68.59	16.694	10:04:47.358	
2 -	1:36.430	48.269	2:24.699 (3)	73.86	5.572	10:07:12.057	
3 -	1:33.135	<b>47.000</b>	2:20.135 (2)	76.26	1.008	10:09:32.192	
4 -	<b>1:32.024</b>	47.103	<b>2:19.127 (1)</b>	<b>76.82</b>		<b>10:11:51.319</b>	

<b>P23 96</b>		<b>Jack KIRSCH</b>		Kawasaki ZX636 - RD Racing			
IDEAL LAP TIME : 2:20.343		BEST LAP TIME : 2:20.343		DIFFERENCE : 0.000			
LAP	SECTOR 1	SECTOR 2	LAP TIME	MPH	DIFF	TIME OF DAY	
1 -	1:42.940	49.113	2:32.053 (2)	70.29	11.710	10:05:03.611	
2 -	<b>1:32.844</b>	<b>47.499</b>	<b>2:20.343 (1)</b>	<b>76.15</b>		<b>10:07:23.954</b>	
3 -	1:38.957	IN PIT	3:50.557 P	46.35	1:30.214	10:11:14.511	
4 -	OUTLAP	50.212	2:36.689	68.21	16.346	10:13:51.200	

<b>P24 39 C</b>		<b>Aaron MONK</b>		Kawasaki NINJA 636 - flyaspitfire.co.uk			
IDEAL LAP TIME : 2:22.067		BEST LAP TIME : 2:22.067		DIFFERENCE : 0.000			
LAP	SECTOR 1	SECTOR 2	LAP TIME	MPH	DIFF	TIME OF DAY	
1 -	1:45.170	50.529	2:35.699	68.64	13.632	10:04:38.308	
2 -	1:35.381	48.218	2:23.599 (3)	74.43	1.532	10:07:01.907	
3 -	<b>1:34.072</b>	<b>47.995</b>	<b>2:22.067 (1)</b>	<b>75.23</b>		<b>10:09:23.974</b>	
4 -	1:34.504	48.277	2:22.781 (2)	74.85	0.714	10:11:46.755	

<b>P25 779 C</b>		<b>Terry BRIAN</b>		Yamaha R6 - Two Techs Renault Specialist			
IDEAL LAP TIME : 2:22.338		BEST LAP TIME : 2:22.338		DIFFERENCE : 0.000			
LAP	SECTOR 1	SECTOR 2	LAP TIME	MPH	DIFF	TIME OF DAY	
1 -	1:47.969	52.403	2:40.372	66.64	18.034	10:04:52.715	
2 -	1:38.146	49.124	2:27.270 (3)	72.57	4.932	10:07:19.985	
3 -	1:35.052	48.879	2:23.931 (2)	74.25	1.593	10:09:43.916	
4 -	<b>1:33.730</b>	<b>48.608</b>	<b>2:22.338 (1)</b>	<b>75.08</b>		<b>10:12:06.254</b>	



# BMCRC - MRO Championships 2023 - Rnd 3 @ Snetterton

## DART Motorsport MRO 600 Inc Clubman 600 & GP2 / EVO

### QUALIFYING - SECTOR ANALYSIS



SECTOR 1 = FL to I1, SECTOR 2 = I1 to FL, DIFF = Difference To Personal Best Lap, P = Crossed Finish Line in Pit Lane, D = Time Disallowed

P26 100		Craig HOWTON		Kawasaki ZX6R - ME			
IDEAL LAP TIME : 2:22.370		BEST LAP TIME : 2:22.370		DIFFERENCE : 0.000			
LAP	SECTOR 1	SECTOR 2	LAP TIME	MPH	DIFF	TIME OF DAY	
1 -	1:42.067	51.059	2:33.126	69.79	10.756	10:04:53.323	
2 -	1:36.857	48.317	2:25.174 (2)	73.62	2.804	10:07:18.497	
3 -	1:36.488	50.469	2:26.957 (3)	72.72	4.587	10:09:45.454	
4 -	<b>1:34.647</b>	<b>47.723</b>	<b>2:22.370 (1)</b>	<b>75.07</b>		<b>10:12:07.824</b>	

P27 58 C		Paul NICHOLAS		Yamaha YZF R6 - CITY DAMP SOLUTIONS LTD			
IDEAL LAP TIME : 2:22.574		BEST LAP TIME : 2:22.574		DIFFERENCE : 0.000			
LAP	SECTOR 1	SECTOR 2	LAP TIME	MPH	DIFF	TIME OF DAY	
1 -	1:48.029	51.855	2:39.884	66.84	17.310	10:04:49.443	
2 -	1:37.532	50.698	2:28.230 (2)	72.10	5.656	10:07:17.673	
3 -	1:37.919	51.199	2:29.118 (3)	71.67	6.544	10:09:46.791	
4 -	<b>1:34.977</b>	<b>47.597</b>	<b>2:22.574 (1)</b>	<b>74.96</b>		<b>10:12:09.365</b>	

P28 129 C		David JAMES		Yamaha R6 -			
IDEAL LAP TIME : 2:23.037		BEST LAP TIME : 2:23.037		DIFFERENCE : 0.000			
LAP	SECTOR 1	SECTOR 2	LAP TIME	MPH	DIFF	TIME OF DAY	
1 -	1:45.352	49.742	2:35.094	68.91	12.057	10:04:41.811	
2 -	1:35.511	49.073	2:24.584 (2)	73.92	1.547	10:07:06.395	
3 -	1:36.468	48.764	2:25.232 (3)	73.59	2.195	10:09:31.627	
4 -	<b>1:35.087</b>	<b>47.950</b>	<b>2:23.037 (1)</b>	<b>74.72</b>		<b>10:11:54.664</b>	

P29 120 C		James GOWER		Yamaha R6 - TeamRubyRacing			
IDEAL LAP TIME : 2:23.618		BEST LAP TIME : 2:23.618		DIFFERENCE : 0.000			
LAP	SECTOR 1	SECTOR 2	LAP TIME	MPH	DIFF	TIME OF DAY	
1 -	1:47.712	51.585	2:39.297	67.09	15.679	10:04:47.654	
2 -	1:38.243	49.812	2:28.055 (3)	72.18	4.437	10:07:15.709	
3 -	1:37.968	49.584	2:27.552 (2)	72.43	3.934	10:09:43.261	
4 -	<b>1:35.899</b>	<b>47.719</b>	<b>2:23.618 (1)</b>	<b>74.42</b>		<b>10:12:06.879</b>	

P30 69 C		Simon WHALL		Yamaha R6 -			
IDEAL LAP TIME : 2:26.948		BEST LAP TIME : 2:27.191		DIFFERENCE : 0.243			
LAP	SECTOR 1	SECTOR 2	LAP TIME	MPH	DIFF	TIME OF DAY	
1 -	1:48.282	50.660	2:38.942	67.24	11.751	10:04:44.269	
2 -	1:38.194	49.705	2:27.899 (3)	72.26	0.708	10:07:12.168	
3 -	1:38.131	<b>49.145</b>	2:27.276 (2)	72.57	0.085	10:09:39.444	
4 -	<b>1:37.803</b>	49.388	<b>2:27.191 (1)</b>	<b>72.61</b>		<b>10:12:06.635</b>	

P31 27 C		Timothy PETTS		Triumph Daytona 675 - Norfolk Triumph Racing Team			
IDEAL LAP TIME : 2:28.373		BEST LAP TIME : 2:28.373		DIFFERENCE : 0.000			
LAP	SECTOR 1	SECTOR 2	LAP TIME	MPH	DIFF	TIME OF DAY	
1 -	1:46.367	51.231	2:37.598 (2)	67.81	9.225	10:04:45.563	
2 -	<b>1:38.142</b>	<b>50.231</b>	<b>2:28.373 (1)</b>	<b>72.03</b>		<b>10:07:13.936</b>	

P32 22 C		Toby TRUNDLE		Yamaha R6 - Harris Motorcycles / A. Harland Race Services			
IDEAL LAP TIME : 2:31.485		BEST LAP TIME : 2:31.485		DIFFERENCE : 0.000			
LAP	SECTOR 1	SECTOR 2	LAP TIME	MPH	DIFF	TIME OF DAY	
1 -	1:49.839	55.338	2:45.177	64.70	13.692	10:04:55.341	
2 -	1:41.115	53.254	2:34.369 (3)	69.23	2.884	10:07:29.710	
3 -	1:40.598	53.158	2:33.756 (2)	69.51	2.271	10:10:03.466	
4 -	<b>1:39.369</b>	<b>52.116</b>	<b>2:31.485 (1)</b>	<b>70.55</b>		<b>10:12:34.951</b>	

# BMCRC - MRO Championships 2023 - Rnd 3 @ Snetterton

## DART Motorsport MRO 600 Inc Clubman 600 & GP2 / EVO

### QUALIFYING - BEST SECTORS

SECTOR 1				SECTOR 2				IDEAL / BEST COMPARISON				
POS	NO	NAME	TIME	NO	NAME	TIME	POS	NO	NAME	IDEAL	BEST	DIFF
									<b>PERFECT LAP</b>	<b>2:08.558</b>		
1	169	CROSBY	1:25.268	52	DIXON	43.290	1	169	CROSBY	2:09.314	2:09.535	0.221
2	52	DIXON	1:26.154	91	HIRST	43.753	2	52	DIXON	2:09.444	2:09.444	0.000
3	40	ROSS	1:26.338	226	HARTGROVE	44.025	3	91	HIRST	2:10.521	2:10.608	0.087
4	226	HARTGROVE	1:26.713	169	CROSBY	44.046	4	226	HARTGROVE	2:10.738	2:10.738	0.000
5	91	HIRST	1:26.768	51	CLARKE	44.141	5	40	ROSS	2:10.813	2:11.051	0.238
6	51	CLARKE	1:26.769	49	WALLINGTON	44.327	6	51	CLARKE	2:10.910	2:10.910	0.000
7	3	LAMBDEN	1:27.490	40	ROSS	44.475	7	3	LAMBDEN	2:12.167	2:12.167	0.000
8	49	WALLINGTON	1:28.241	3	LAMBDEN	44.677	8	49	WALLINGTON	2:12.568	2:12.568	0.000
9	168	DALRYMPLE	1:28.559	14	MUIR	44.772	9	80	CREASEY	2:13.563	2:13.563	0.000
10	80	CREASEY	1:28.721	128	HOARE	44.816	10	128	HOARE	2:13.728	2:14.069	0.341
11	128	HOARE	1:28.912	80	CREASEY	44.842	11	168	DALRYMPLE	2:13.734	2:14.034	0.300
12	87	POVAH	1:29.142	95	ROBERTSON	44.910	12	95	ROBERTSON	2:14.060	2:14.060	0.000
13	95	ROBERTSON	1:29.150	168	DALRYMPLE	45.175	13	87	POVAH	2:14.571	2:14.571	0.000
14	212	PALLET	1:29.269	87	POVAH	45.429	14	212	PALLET	2:14.867	2:14.867	0.000
15	31	MELLOR	1:29.538	212	PALLET	45.598	15	35	DICKINSON	2:15.842	2:15.842	0.000
16	29	DAYKIN	1:29.739	36	FOWLE	45.820	16	14	MUIR	2:15.881	2:15.881	0.000
17	35	DICKINSON	1:29.867	35	DICKINSON	45.975	17	31	MELLOR	2:16.012	2:16.024	0.012
18	228	McFADDEN	1:30.796	228	McFADDEN	46.182	18	29	DAYKIN	2:16.309	2:16.309	0.000
19	14	MUIR	1:31.109	31	MELLOR	46.474	19	228	McFADDEN	2:16.978	2:16.978	0.000
20	661	HARRIS	1:31.197	29	DAYKIN	46.570	20	36	FOWLE	2:17.544	2:17.544	0.000
21	36	FOWLE	1:31.724	81	McMULLAN	47.000	21	661	HARRIS	2:18.310	2:18.310	0.000
22	81	McMULLAN	1:32.024	661	HARRIS	47.113	22	81	McMULLAN	2:19.024	2:19.127	0.103
23	96	KIRSCH	1:32.844	96	KIRSCH	47.499	23	96	KIRSCH	2:20.343	2:20.343	0.000
24	779	BRIAN	1:33.730	58	NICHOLAS	47.597	24	39	MONK	2:22.067	2:22.067	0.000
25	39	MONK	1:34.072	120	GOWER	47.719	25	779	BRIAN	2:22.338	2:22.338	0.000
26	100	HOWTON	1:34.647	100	HOWTON	47.723	26	100	HOWTON	2:22.370	2:22.370	0.000
27	58	NICHOLAS	1:34.977	129	JAMES	47.950	27	58	NICHOLAS	2:22.574	2:22.574	0.000
28	129	JAMES	1:35.087	39	MONK	47.995	28	129	JAMES	2:23.037	2:23.037	0.000
29	120	GOWER	1:35.899	779	BRIAN	48.608	29	120	GOWER	2:23.618	2:23.618	0.000
30	69	WHALL	1:37.803	69	WHALL	49.145	30	69	WHALL	2:26.948	2:27.191	0.243
31	27	PETTS	1:38.142	27	PETTS	50.231	31	27	PETTS	2:28.373	2:28.373	0.000
32	22	TRUNDLE	1:39.369	22	TRUNDLE	52.116	32	22	TRUNDLE	2:31.485	2:31.485	0.000

# BMCRC - MRO Championships 2023 - Rnd 3 @ Snetterton

## DART Motorsport MRO 600 Inc Clubman 600 & GP2 / EVO

### QUALIFYING - STATISTICS

**Competitors Started** 32  
**Planned Start** 2023-05-06 @ 10:00:00.000  
**Actual Start** 2023-05-06 @ 10:01:48.642  
**Finish Time** 2023-05-06 @ 10:11:37.019  
**Track Length** 2.9689mi.  
**Total Laps** 139  
**Total Distance Covered** 412.6787mi.

### Session Fastest Lap History

NO	CL	NAME	LAP TIME	TIME OF DAY	LAP	VEHICLE
91	C	Sam HIRST	2:21.413	10:04:22.239	1	Kawasaki 636
91	C	Sam HIRST	2:13.703	10:06:35.942	2	Kawasaki 636
169		Harrison CROSBY	2:11.618	10:06:37.821	2	Kawasaki ZXR
169		Harrison CROSBY	2:09.564	10:08:47.385	3	Kawasaki ZXR
169		Harrison CROSBY	2:09.535	10:10:56.920	4	Kawasaki ZXR
52		Kam DIXON	2:09.444	10:13:12.106	5	Kawasaki ZX636

### Flag History

TYPE	TIME OF DAY
GREEN	10:01:48.642
FINISH	10:11:37.019

### Flag Statistics

TYPE	COUNT	TOTAL LAPS	TOTAL TIME
Green	1	5	12:52.445
Red	0	0	0.000
Safety Car	0	0	0.000
FCY	0	0	0.000

# BMCRC - MRO Championships 2023 - Rnd 3 @ Snetterton

## DART Motorsport MRO 600 Inc Clubman 600 & GP2 / EVO

### QUALIFYING - STATISTICS

CLASS :

16 Starters

#### Fastest Lap History

NO	NAME	LAP TIME	TIME OF DAY	LAP	VEHICLE
52	Kam DIXON	<b>2:23.380</b>	10:04:24.611	1	Kawasaki ZX636
169	Harrison CROSBY	<b>2:22.040</b>	10:04:26.202	1	Kawasaki ZXR
169	Harrison CROSBY	<b>2:11.618</b>	10:06:37.821	2	Kawasaki ZXR
169	Harrison CROSBY	<b>2:09.564</b>	10:08:47.385	3	Kawasaki ZXR
169	Harrison CROSBY	<b>2:09.535</b>	10:10:56.920	4	Kawasaki ZXR
52	Kam DIXON	<b>2:09.444</b>	10:13:12.106	5	Kawasaki ZX636

# BMCRC - MRO Championships 2023 - Rnd 3 @ Snetterton

## DART Motorsport MRO 600 Inc Clubman 600 & GP2 / EVO

### QUALIFYING - STATISTICS

CLASS : C

14 Starters

#### Fastest Lap History

NO	NAME	LAP TIME	TIME OF DAY	LAP	VEHICLE
91	Sam HIRST	2:21.413	10:04:22.239	1	Kawasaki 636
91	Sam HIRST	2:13.703	10:06:35.942	2	Kawasaki 636
91	Sam HIRST	2:11.563	10:08:47.505	3	Kawasaki 636
91	Sam HIRST	2:10.608	10:10:58.112	4	Kawasaki 636

**BMCRC - MRO Championships 2023 - Rnd 3 @ Snetterton**  
**DART Motorsport MRO 600 Inc Clubman 600 & GP2 / EVO**  
**QUALIFYING - STATISTICS**

**CLASS : EVO**

**2 Starters**

**Fastest Lap History**

NO	NAME	LAP TIME	TIME OF DAY	LAP	VEHICLE
661	Cameron HARRIS	<b>2:26.923</b>	10:04:28.822	1	Triumph 675R
661	Cameron HARRIS	<b>2:21.245</b>	10:06:50.066	2	Triumph 675R
49	Luke WALLINGTON	<b>2:17.755</b>	10:06:57.605	2	Triumph 765
49	Luke WALLINGTON	<b>2:15.936</b>	10:09:13.541	3	Triumph 765
49	Luke WALLINGTON	<b>2:13.558</b>	10:11:27.100	4	Triumph 765
49	Luke WALLINGTON	<b>2:12.568</b>	10:13:39.668	5	Triumph 765

# BMCRC - MRO Championships 2023 - Rnd 3 @ Snetterton



## DART Motorsport MRO 600 Inc Clubman 600 & GP2 / EVO

### RACE 5 - GRID (5 Laps)

ROW 13				37	<b>115</b> Eugene McMANUS		
ROW 12	36	<b>114</b> James McMANUS	35	<b>33</b> Darren DOWDS	34	<b>30</b> Lewis JONES	
ROW 11		33	<b>7</b> Taylor ROSE	32	<b>22</b> Toby TRUNDLE	31	<b>27</b> Timothy PETTS
ROW 10	30	<b>69</b> Simon WHALL	29	<b>120</b> James GOWER	28	<b>129</b> David JAMES	
ROW 9		27	<b>58</b> Paul NICHOLAS	26	<b>100</b> Craig HOWTON	25	<b>779</b> Terry BRIAN
ROW 8	24	<b>39</b> Aaron MONK	23	<b>96</b> Jack KIRSCH	22	<b>81</b> Fred McMULLAN	
ROW 7		21	<b>661</b> Cameron HARRIS	20	<b>36</b> Harry FOWLE	19	<b>228</b> Paul McFADDEN
ROW 6	18	<b>29</b> Aaron DAYKIN	17	<b>31</b> Dylan MELLOR	16	<b>14</b> Jack MUIR	
ROW 5		15	<b>35</b> Kai DICKINSON	14	<b>212</b> Matt PALLETT	13	<b>87</b> Keith POVAH
ROW 4	12	<b>128</b> Kelvin HOARE	11	<b>95</b> Grant ROBERTSON	10	<b>168</b> Aaron DALRYMPLE	
ROW 3		9	<b>80</b> Morgan CREASEY	8	<b>49</b> Luke WALLINGTON	7	<b>3</b> Joey LAMBDEN
ROW 2	6	<b>40</b> Henry ROSS	5	<b>51</b> Ross CLARKE	4	<b>226</b> Adam HARTGROVE	
ROW 1		3	<b>91</b> Sam HIRST	2	<b>169</b> Harrison CROSBY	1	<b>52</b> Kam DIXON
<b>Pole</b>							

Snetterton 300: 2.9689 miles

These results are provisional until the conclusion of any judicial and technical matters.

Clerk Of Course :	Stewards :	Timekeeper : Richard Evans
-------------------	------------	----------------------------

Results can be found at [www.tsl-timing.com](http://www.tsl-timing.com)

Printed - 10:16 Saturday, 06 May 2023



# BMCRC - MRO Championships 2023 - Rnd 3 @ Snetterton



## DART Motorsport MRO 600 Inc Clubman 600 & GP2 / EVO

### RACE 5 - CLASSIFICATION

POS	NO	CL	PIC NAME	ENTRY	LAPS	TIME	GAP	DIFF	MPH	BEST	ON
1	226		1 Adam HARTGROVE	Yamaha R6 - adamhartgroveracing	5	10:05.002			88.33	1:59.345	3
2	169		2 Harrison CROSBY	Kawasaki ZXR - Caddy Group	5	10:06.682	1.680	1.680	88.08	1:58.739	4
3	52		3 Kam DIXON	Kawasaki ZX636 - Delicious Race Wear	5	10:15.637	10.635	8.955	86.80	1:59.685	4
4	40	C	1 Henry ROSS	Yamaha R6 -	5	10:15.680	10.678	0.043	86.79	2:01.220	4
5	36		4 Harry FOWLE	Yamaha R6 - HF Refinishing Racing	5	10:19.985	14.983	4.305	86.19	2:01.301	4
6	212		5 Matt PALLETT	Yamaha R6 - BDA Chartered Architects	5	10:23.126	18.124	3.141	85.76	2:01.574	4
7	49	EVO	1 Luke WALLINGTON	Triumph 765 -	5	10:23.413	18.411	0.287	85.72	2:02.397	5
8	661	EVO	2 Cameron HARRIS	Triumph 675R - Harris / Tony Scott Motorsport	5	10:24.267	19.265	0.854	85.60	2:02.763	4
9	91	C	2 Sam HIRST	Kawasaki 636 - Team Valley Racing	5	10:25.509	20.507	1.242	85.43	2:02.986	4
10	96		6 Jack KIRSCH	Kawasaki ZX636 - RD Racing	5	10:27.157	22.155	1.648	85.21	2:01.763	5
11	779	C	3 Terry BRIAN	Yamaha R6 - Two Techs Renault Specialist	5	10:30.708	25.706	3.551	84.73	2:03.209	4
12	87		7 Keith POVAH	Yamaha R6 - @crap.sack give us a follow!	5	10:31.903	26.901	1.195	84.57	2:02.685	5
13	51		8 Ross CLARKE	Kawasaki ZX600RR - Ross clarke Farriery	5	10:32.773	27.771	0.870	84.45	2:03.454	4
14	80		9 Morgan CREASEY	Yamaha R6 - Warics Ltd	5	10:37.373	32.371	4.600	83.84	2:04.496	5
15	30		10 Lewis JONES	Yamaha R6 - 151 s	5	10:37.757	32.755	0.384	83.79	2:03.949	3
16	31		11 Dylan MELLOR	Kawasaki ZX6-R - BDS Motorcycles	5	10:37.934	32.932	0.177	83.77	2:04.609	5
17	168	C	4 Aaron DALRYMPLE	Yamaha R6 - Feel That Noise	5	10:37.974	32.972	0.040	83.76	2:04.583	5
18	35		12 Kai DICKINSON	Kawasaki ZX636 -	5	10:40.458	35.456	2.484	83.44	2:05.021	3
19	3		13 Joey LAMBDEN	Kawasaki ZX600 RBF -	5	10:42.555	37.553	2.097	83.16	2:05.962	4
20	100		14 Craig HOWTON	Kawasaki ZX6R - ME	5	10:43.301	38.299	0.746	83.07	2:06.255	3
21	14	C	5 Jack MUIR	Kawasaki ZX636 -	5	10:45.302	40.300	2.001	82.81	2:06.487	5
22	81		15 Fred McMULLAN	Kawasaki ZX636 - Orwell Motorcycles ipswich	5	10:49.106	44.104	3.804	82.32	2:06.983	5
23	39	C	6 Aaron MONK	Kawasaki NINJA 636 - flyaspitfire.co.uk	5	10:50.141	45.139	1.035	82.19	2:06.801	5
24	22	C	7 Toby TRUNDLE	Yamaha R6 - Harris Motorcycles / A. Harland Race	5	10:52.735	47.733	2.594	81.87	2:07.546	4
25	58	C	8 Paul NICHOLAS	Yamaha YZF R6 - CITY DAMP SOLUTIONS LTD	5	10:54.536	49.534	1.801	81.64	2:08.440	4
26	129	C	9 David JAMES	Yamaha R6 -	5	11:16.594	1:11.592	22.058	78.98	2:12.890	3
27	120	C	10 James GOWER	Yamaha R6 - TeamRubyRacing	5	11:19.530	1:14.528	2.936	78.64	2:12.431	5
28	228	C	11 Paul McFADDEN	Yamaha R6 - T.McFadden Plant Ltd	5	11:22.667	1:17.665	3.137	78.28	2:12.500	4
29	69	C	12 Simon WHALL	Yamaha R6 -	5	11:24.740	1:19.738	2.073	78.04	2:13.339	5
30	27	C	13 Timothy PETTS	Triumph Daytona 675 - Norfolk Triumph Racing Tear	5	11:42.217	1:37.215	17.477	76.10	2:16.233	2

#### NOT CLASSIFIED

DNF	128		Kelvin HOARE	Yamaha R6 - Southern and Country Roofing Ltd	3	6:13.425	2 Laps	2 Laps	85.86	2:01.143	2
DNF	95		Grant ROBERTSON	Yamaha R6 - Westcountry Windings	1	2:11.765	4 Laps	2 Laps	81.11		

#### FASTEST LAP

169			Harrison CROSBY	Kawasaki ZXR - Caddy Group	4	1:58.739	90.01 mph	144.86 kph
40	C		Henry ROSS	Yamaha R6 -	4	2:01.220	88.17 mph	141.89 kph
49	EVO		Luke WALLINGTON	Triumph 765 -	5	2:02.397	87.32 mph	140.53 kph

Class - 92.5% of Race Speed = 81.70 mph  
 Class C - 92.5% of Race Speed = 80.28 mph  
 Class EVO - 92.5% of Race Speed = 79.29 mph

Weather / Track : Cloudy / Dry

These results are provisional until the conclusion of any judicial and technical matters.

Race Distance: 5 Laps / 14.84 miles

Snetterton 300: 2.9689 miles

Date: 06/05/2023 Start: 12:50 Finish: 13:00

Clerk Of Course :	Stewards :	Timekeeper : Richard Evans
-------------------	------------	----------------------------

Results can be found at [www.tsl-timing.com](http://www.tsl-timing.com)

Printed - 13:02 Saturday, 06 May 2023





# BMCRC - MRO Championships 2023 - Rnd 3 @ Snetterton

## DART Motorsport MRO 600 Inc Clubman 600 & GP2 / EVO

### RACE 5 - LAP CHART

LAP 1 @ 12:52:27.979		
NO	BEHIND	LAP TIME

226		2:07.041
169	0.509	2:07.550
52	1.313	2:08.354
40	1.917	2:08.958
128	3.017	2:10.058
91	3.087	2:10.128
212	3.764	2:10.805
49	4.088	2:11.129
36	4.306	2:11.347
661	4.320	2:11.361
95	4.724	2:11.765
51	6.964	2:14.005
168	7.275	2:14.316
779	7.885	2:14.926
31	8.078	2:15.119
80	8.177	2:15.218
96	8.195	2:15.236
87	8.836	2:15.877
3	8.911	2:15.952
14	9.362	2:16.403
35	9.450	2:16.491
100	9.545	2:16.586
30	10.750	2:17.791
81	11.910	2:18.951
58	12.785	2:19.826
39	12.854	2:19.895
22	13.602	2:20.643
129	16.100	2:23.141
27	17.410	2:24.451
69	18.948	2:25.989
120	19.020	2:26.061
228	20.010	2:27.051

LAP 2 @ 12:54:27.813		
NO	BEHIND	LAP TIME

226		1:59.834
169	1.661	2:00.986
52	2.846	2:01.367
40	3.850	2:01.767
128	4.326	2:01.143
212	6.437	2:02.507
91	7.357	2:04.104
49	7.784	2:03.530
36	7.902	2:03.430
661	8.147	2:03.661
51	13.202	2:06.072
779	13.535	2:05.484
96	13.811	2:05.450
168	13.990	2:06.549
80	14.090	2:05.747
31	14.581	2:06.337
87	14.893	2:05.891
3	15.514	2:06.437
35	15.845	2:06.229
30	15.888	2:04.972
14	16.462	2:06.934
100	16.823	2:07.112
81	20.402	2:08.326
39	21.186	2:08.166
58	21.786	2:08.835
22	22.542	2:08.774
129	29.588	2:13.322
27	33.809	2:16.233

LAP 3 @ 12:56:27.158		
NO	BEHIND	LAP TIME

226		1:59.345
169	1.986	1:59.670
52	3.447	1:59.946
40	5.883	2:01.378
128	7.205	2:02.224
212	9.780	2:02.688
36	9.895	2:01.338
49	11.531	2:03.092
661	12.063	2:03.261
91	12.577	2:04.565
96	17.104	2:02.638
779	17.774	2:03.584
51	18.806	2:04.949
168	19.542	2:04.897
87	19.818	2:04.270
30	20.492	2:03.949
80	20.980	2:06.235
31	21.003	2:05.767
35	21.521	2:05.021
3	22.699	2:06.530
100	23.733	2:06.255
14	24.680	2:07.563
81	28.470	2:07.413
39	30.079	2:08.238
22	30.913	2:07.716
58	31.189	2:08.748
129	43.133	2:12.890
120	48.163	2:13.243
228	50.393	2:15.288
69	51.414	2:16.755
27	52.654	2:18.190

LAP 4 @ 12:58:26.506		
NO	BEHIND	LAP TIME

226		1:59.348
169	1.377	1:58.739
52	3.784	1:59.685
40	7.755	2:01.220
36	11.848	2:01.301
212	12.006	2:01.574
49	15.448	2:03.265
661	15.478	2:02.763
91	16.215	2:02.986
96	19.826	2:02.070
779	21.635	2:03.209
51	22.912	2:03.454
87	23.650	2:03.180
30	26.391	2:05.247
80	27.309	2:05.677
31	27.757	2:06.102
168	27.823	2:07.629
35	28.455	2:06.282
3	29.313	2:05.962
100	31.095	2:06.710
14	33.247	2:07.915
81	36.555	2:07.433
39	37.772	2:07.041
22	39.111	2:07.546
58	40.281	2:08.440

129	57.795	2:14.010
120	1:01.531	2:12.716
228	1:03.545	2:12.500
69	1:05.833	2:13.767
27	1:12.965	2:19.659

LAP 5 @ 13:00:25.940		
NO	BEHIND	LAP TIME

226		1:59.434
169	1.680	1:59.737
52	10.635	2:06.285
40	10.678	2:02.357
36	14.983	2:02.569
212	18.124	2:05.552
49	18.411	2:02.397
661	19.265	2:03.221
91	20.507	2:03.726
96	22.155	2:01.763
779	25.706	2:03.505
87	26.901	2:02.685
51	27.771	2:04.293
80	32.371	2:04.496
30	32.755	2:05.798
31	32.932	2:04.609
168	32.972	2:04.583
35	35.456	2:06.435
3	37.553	2:07.674
100	38.299	2:06.638
14	40.300	2:06.487
81	44.104	2:06.983
39	45.139	2:06.801
22	47.733	2:08.056
58	49.534	2:08.687
129	1:11.592	2:13.231
120	1:14.528	2:12.431
228	1:17.665	2:13.554
69	1:19.738	2:13.339
27	1:37.215	2:23.684

# BMCRC - MRO Championships 2023 - Rnd 3 @ Snetterton

## DART Motorsport MRO 600 Inc Clubman 600 & GP2 / EVO

### RACE 5 - POSITION CHART

No	Name	Lap Pos	Lap				
			1	2	3	4	5
52	DIXON	1	226	226	226	226	226
169	CROSBY	2	169	169	169	169	169
91	HIRST	3	52	52	52	52	52
226	HARTGROVE	4	40	40	40	40	40
51	CLARKE	5	128	128	128	36	36
40	ROSS	6	91	212	212	212	212
3	LAMB DEN	7	212	91	36	49	49
49	WALLINGTON	8	49	49	49	661	661
80	CREASEY	9	36	36	661	91	91
168	DALRYMPLE	10	661	661	91	96	96
95	ROBERTSON	11	95	51	96	779	779
128	HOARE	12	51	779	779	51	87
87	POVAH	13	168	96	51	87	51
212	PALLETT	14	779	168	168	30	80
35	DICKINSON	15	31	80	87	80	30
14	MUIR	16	80	31	30	31	31
31	MELLOR	17	96	87	80	168	168
228	McFADDEN	18	87	3	31	35	35
36	FOWLE	19	3	35	35	3	3
661	HARRIS	20	14	30	3	100	100
81	McMULLAN	21	35	14	100	14	14
96	KIRSCH	22	100	100	14	81	81
39	MONK	23	30	81	81	39	39
779	BRIAN	24	81	39	39	22	22
100	HOWTON	25	58	58	22	58	58
58	NICHOLAS	26	39	22	58	129	129
129	JAMES	27	22	129	129	120	120
120	GOWER	28	129	27	120	228	228
69	WHALL	29	27	69	228	69	69
27	PETTS	30	69	120	69	27	27
22	TRUNDLE	31	120	228	27		
30	JONES	32	228				

Weather / Track : Cloudy / Dry

Results can be found at [www.tsl-timing.com](http://www.tsl-timing.com)

Snetterton 300: 2.9689 miles  
Date: 06/05/2023 Start: 12:50 Finish: 13:00

Printed - 13:03 Saturday, 06 May 2023

# BMCRC - MRO Championships 2023 - Rnd 3 @ Snetterton

## DART Motorsport MRO 600 Inc Clubman 600 & GP2 / EVO

### RACE 5 - SECTOR ANALYSIS



SECTOR 1 = FL to I1, SECTOR 2 = I1 to FL, DIFF = Difference To Personal Best Lap, P = Crossed Finish Line in Pit Lane, D = Time Disallowed

P1 226		Adam HARTGROVE		Yamaha R6 - adamhartgroveracing		
IDEAL LAP TIME : 1:59.266		BEST LAP TIME : 1:59.345		DIFFERENCE : 0.079		
LAP	SECTOR 1	SECTOR 2	LAP TIME	MPH	DIFF	TIME OF DAY
1 -		40.325	2:07.041	84.13	7.696	12:52:27.979
2 -	1:19.931	39.903	1:59.834	89.19	0.489	12:54:27.813
3 -	1:19.639	39.706	<b>1:59.345 (1)</b>	<b>89.55</b>		<b>12:56:27.158</b>
4 -	1:19.653	<b>39.695</b>	1:59.348 (2)	89.55	0.003	12:58:26.506
5 -	<b>1:19.571</b>	39.863	1:59.434 (3)	89.48	0.089	13:00:25.940

P2 169		Harrison CROSBY		Kawasaki ZXR - Caddy Group		
IDEAL LAP TIME : 1:58.739		BEST LAP TIME : 1:58.739		DIFFERENCE : 0.000		
LAP	SECTOR 1	SECTOR 2	LAP TIME	MPH	DIFF	TIME OF DAY
1 -		40.968	2:07.550	83.79	8.811	12:52:28.488
2 -	1:20.477	40.509	2:00.986	88.34	2.247	12:54:29.474
3 -	1:19.539	40.131	1:59.670 (2)	89.31	0.931	12:56:29.144
4 -	<b>1:19.021</b>	<b>39.718</b>	<b>1:58.739 (1)</b>	<b>90.01</b>		<b>12:58:27.883</b>
5 -	1:19.915	39.822	1:59.737 (3)	89.26	0.998	13:00:27.620

P3 52		Kam DIXON		Kawasaki ZX636 - Delicious Race Wear		
IDEAL LAP TIME : 1:59.611		BEST LAP TIME : 1:59.685		DIFFERENCE : 0.074		
LAP	SECTOR 1	SECTOR 2	LAP TIME	MPH	DIFF	TIME OF DAY
1 -		40.705	2:08.354	83.27	8.669	12:52:29.292
2 -	1:20.639	40.728	2:01.367 (3)	88.06	1.682	12:54:30.659
3 -	1:20.105	39.841	1:59.946 (2)	89.10	0.261	12:56:30.605
4 -	1:19.906	<b>39.779</b>	<b>1:59.685 (1)</b>	<b>89.30</b>		<b>12:58:30.290</b>
5 -	<b>1:19.832</b>	46.453	2:06.285	84.63	6.600	13:00:36.575

P4 40 C		Henry ROSS		Yamaha R6 -		
IDEAL LAP TIME : 2:01.047		BEST LAP TIME : 2:01.220		DIFFERENCE : 0.173		
LAP	SECTOR 1	SECTOR 2	LAP TIME	MPH	DIFF	TIME OF DAY
1 -		40.738	2:08.958	82.88	7.738	12:52:29.896
2 -	1:21.048	40.719	2:01.767 (3)	87.77	0.547	12:54:31.663
3 -	1:20.955	<b>40.423</b>	2:01.378 (2)	88.05	0.158	12:56:33.041
4 -	<b>1:20.624</b>	40.596	<b>2:01.220 (1)</b>	<b>88.17</b>		<b>12:58:34.261</b>
5 -	1:20.671	41.686	2:02.357	87.35	1.137	13:00:36.618

P5 36		Harry FOWLE		Yamaha R6 - HF Refinishing Racing		
IDEAL LAP TIME : 2:01.090		BEST LAP TIME : 2:01.301		DIFFERENCE : 0.211		
LAP	SECTOR 1	SECTOR 2	LAP TIME	MPH	DIFF	TIME OF DAY
1 -		41.149	2:11.347	81.37	10.046	12:52:32.285
2 -	1:22.324	41.106	2:03.430	86.59	2.129	12:54:35.715
3 -	<b>1:20.738</b>	40.600	2:01.338 (2)	88.08	0.037	12:56:37.053
4 -	1:20.949	<b>40.352</b>	<b>2:01.301 (1)</b>	<b>88.11</b>		<b>12:58:38.354</b>
5 -	1:21.443	41.126	2:02.569 (3)	87.20	1.268	13:00:40.923

P6 212		Matt PALLETT		Yamaha R6 - BDA Chartered Architects		
IDEAL LAP TIME : 2:01.574		BEST LAP TIME : 2:01.574		DIFFERENCE : 0.000		
LAP	SECTOR 1	SECTOR 2	LAP TIME	MPH	DIFF	TIME OF DAY
1 -		41.242	2:10.805	81.70	9.231	12:52:31.743
2 -	1:21.525	40.982	2:02.507 (2)	87.24	0.933	12:54:34.250
3 -	1:21.560	41.128	2:02.688 (3)	87.11	1.114	12:56:36.938
4 -	<b>1:21.276</b>	<b>40.298</b>	<b>2:01.574 (1)</b>	<b>87.91</b>		<b>12:58:38.512</b>
5 -	1:23.759	41.793	2:05.552	85.12	3.978	13:00:44.064

# BMCRC - MRO Championships 2023 - Rnd 3 @ Snetterton

## DART Motorsport MRO 600 Inc Clubman 600 & GP2 / EVO

### RACE 5 - SECTOR ANALYSIS



SECTOR 1 = FL to I1, SECTOR 2 = I1 to FL, DIFF = Difference To Personal Best Lap, P = Crossed Finish Line in Pit Lane, D = Time Disallowed

P7 49 EVO Luke WALLINGTON		Triumph 765 -				
IDEAL LAP TIME : 2:02.397		BEST LAP TIME : 2:02.397		DIFFERENCE : 0.000		
LAP	SECTOR 1	SECTOR 2	LAP TIME	MPH	DIFF	TIME OF DAY
1 -		41.324	2:11.129	81.50	8.732	12:52:32.067
2 -	1:22.190	41.340	2:03.530	86.52	1.133	12:54:35.597
3 -	1:22.253	40.839	2:03.092 (2)	86.83	0.695	12:56:38.689
4 -	1:21.890	41.375	2:03.265 (3)	86.70	0.868	12:58:41.954
5 -	<b>1:21.644</b>	<b>40.753</b>	<b>2:02.397 (1)</b>	<b>87.32</b>		<b>13:00:44.351</b>

P8 661 EVO Cameron HARRIS		Triumph 675R - Harris / Tony Scott Motorsport				
IDEAL LAP TIME : 2:02.676		BEST LAP TIME : 2:02.763		DIFFERENCE : 0.087		
LAP	SECTOR 1	SECTOR 2	LAP TIME	MPH	DIFF	TIME OF DAY
1 -		41.116	2:11.361	81.36	8.598	12:52:32.299
2 -	1:22.017	41.644	2:03.661	86.43	0.898	12:54:35.960
3 -	1:22.254	<b>41.007</b>	2:03.261 (3)	86.71	0.498	12:56:39.221
4 -	<b>1:21.669</b>	41.094	<b>2:02.763 (1)</b>	<b>87.06</b>		<b>12:58:41.984</b>
5 -	1:21.719	41.502	2:03.221 (2)	86.73	0.458	13:00:45.205

P9 91 C Sam HIRST		Kawasaki 636 - Team Valley Racing				
IDEAL LAP TIME : 2:02.960		BEST LAP TIME : 2:02.986		DIFFERENCE : 0.026		
LAP	SECTOR 1	SECTOR 2	LAP TIME	MPH	DIFF	TIME OF DAY
1 -		<b>41.215</b>	2:10.128	82.13	7.142	12:52:31.066
2 -	1:22.689	41.415	2:04.104 (3)	86.12	1.118	12:54:35.170
3 -	1:23.059	41.506	2:04.565	85.80	1.579	12:56:39.735
4 -	<b>1:21.745</b>	41.241	<b>2:02.986 (1)</b>	<b>86.90</b>		<b>12:58:42.721</b>
5 -	1:22.249	41.477	2:03.726 (2)	86.38	0.740	13:00:46.447

P10 96 Jack KIRSCH		Kawasaki ZX636 - RD Racing				
IDEAL LAP TIME : 2:01.756		BEST LAP TIME : 2:01.763		DIFFERENCE : 0.007		
LAP	SECTOR 1	SECTOR 2	LAP TIME	MPH	DIFF	TIME OF DAY
1 -		43.219	2:15.236	79.03	13.473	12:52:36.174
2 -	1:23.224	42.226	2:05.450	85.19	3.687	12:54:41.624
3 -	1:21.676	40.962	2:02.638 (3)	87.15	0.875	12:56:44.262
4 -	1:21.394	<b>40.676</b>	2:02.070 (2)	87.55	0.307	12:58:46.332
5 -	<b>1:21.080</b>	40.683	<b>2:01.763 (1)</b>	<b>87.77</b>		<b>13:00:48.095</b>

P11 779 C Terry BRIAN		Yamaha R6 - Two Techs Renault Specialist				
IDEAL LAP TIME : 2:02.968		BEST LAP TIME : 2:03.209		DIFFERENCE : 0.241		
LAP	SECTOR 1	SECTOR 2	LAP TIME	MPH	DIFF	TIME OF DAY
1 -		43.146	2:14.926	79.21	11.717	12:52:35.864
2 -	1:23.240	42.244	2:05.484	85.17	2.275	12:54:41.348
3 -	1:21.967	41.617	2:03.584 (3)	86.48	0.375	12:56:44.932
4 -	1:21.883	<b>41.326</b>	<b>2:03.209 (1)</b>	<b>86.74</b>		<b>12:58:48.141</b>
5 -	<b>1:21.642</b>	41.863	2:03.505 (2)	86.53	0.296	13:00:51.646

P12 87 Keith POVAH		Yamaha R6 - @crap.sack give us a follow!				
IDEAL LAP TIME : 2:02.685		BEST LAP TIME : 2:02.685		DIFFERENCE : 0.000		
LAP	SECTOR 1	SECTOR 2	LAP TIME	MPH	DIFF	TIME OF DAY
1 -		41.884	2:15.877	78.65	13.192	12:52:36.815
2 -	1:24.159	41.732	2:05.891	84.89	3.206	12:54:42.706
3 -	1:22.860	41.410	2:04.270 (3)	86.00	1.585	12:56:46.976
4 -	1:21.992	41.188	2:03.180 (2)	86.76	0.495	12:58:50.156
5 -	<b>1:21.681</b>	<b>41.004</b>	<b>2:02.685 (1)</b>	<b>87.11</b>		<b>13:00:52.841</b>

# BMCRC - MRO Championships 2023 - Rnd 3 @ Snetterton

## DART Motorsport MRO 600 Inc Clubman 600 & GP2 / EVO

### RACE 5 - SECTOR ANALYSIS



SECTOR 1 = FL to I1, SECTOR 2 = I1 to FL, DIFF = Difference To Personal Best Lap, P = Crossed Finish Line in Pit Lane, D = Time Disallowed

P13 51		Ross CLARKE		Kawasaki ZX600RR - Ross clarke Farriery			
IDEAL LAP TIME : 2:03.026		BEST LAP TIME : 2:03.454		DIFFERENCE : 0.428			
LAP	SECTOR 1	SECTOR 2	LAP TIME	MPH	DIFF	TIME OF DAY	
1 -		42.626	2:14.005	79.75	10.551	12:52:34.943	
2 -	1:24.012	42.060	2:06.072	84.77	2.618	12:54:41.015	
3 -	1:23.167	41.782	2:04.949 (3)	85.53	1.495	12:56:45.964	
4 -	1:22.300	<b>41.154</b>	<b>2:03.454 (1)</b>	<b>86.57</b>		<b>12:58:49.418</b>	
5 -	<b>1:21.872</b>	42.421	2:04.293 (2)	85.99	0.839	13:00:53.711	

P14 80		Morgan CREASEY		Yamaha R6 - Warics Ltd			
IDEAL LAP TIME : 2:04.496		BEST LAP TIME : 2:04.496		DIFFERENCE : 0.000			
LAP	SECTOR 1	SECTOR 2	LAP TIME	MPH	DIFF	TIME OF DAY	
1 -		42.040	2:15.218	79.04	10.722	12:52:36.156	
2 -	1:23.796	41.951	2:05.747 (3)	84.99	1.251	12:54:41.903	
3 -	1:24.340	41.895	2:06.235	84.66	1.739	12:56:48.138	
4 -	1:22.836	42.841	2:05.677 (2)	85.04	1.181	12:58:53.815	
5 -	<b>1:22.726</b>	<b>41.770</b>	<b>2:04.496 (1)</b>	<b>85.85</b>		<b>13:00:58.311</b>	

P15 30		Lewis JONES		Yamaha R6 - 151 s			
IDEAL LAP TIME : 2:03.949		BEST LAP TIME : 2:03.949		DIFFERENCE : 0.000			
LAP	SECTOR 1	SECTOR 2	LAP TIME	MPH	DIFF	TIME OF DAY	
1 -		42.923	2:17.791	77.56	13.842	12:52:38.729	
2 -	1:22.976	41.996	2:04.972 (2)	85.52	1.023	12:54:43.701	
3 -	<b>1:22.538</b>	<b>41.411</b>	<b>2:03.949 (1)</b>	<b>86.22</b>		<b>12:56:47.650</b>	
4 -	1:22.669	42.578	2:05.247 (3)	85.33	1.298	12:58:52.897	
5 -	1:23.211	42.587	2:05.798	84.96	1.849	13:00:58.695	

P16 31		Dylan MELLOR		Kawasaki ZX6-R - BDS Motorcycles			
IDEAL LAP TIME : 2:03.983		BEST LAP TIME : 2:04.609		DIFFERENCE : 0.626			
LAP	SECTOR 1	SECTOR 2	LAP TIME	MPH	DIFF	TIME OF DAY	
1 -		43.436	2:15.119	79.10	10.510	12:52:36.057	
2 -	1:23.989	42.348	2:06.337	84.59	1.728	12:54:42.394	
3 -	1:24.243	<b>41.524</b>	2:05.767 (2)	84.98	1.158	12:56:48.161	
4 -	1:22.841	43.261	2:06.102 (3)	84.75	1.493	12:58:54.263	
5 -	<b>1:22.459</b>	42.150	<b>2:04.609 (1)</b>	<b>85.77</b>		<b>13:00:58.872</b>	

P17 168 C		Aaron DALRYMPLE		Yamaha R6 - Feel That Noise			
IDEAL LAP TIME : 2:03.870		BEST LAP TIME : 2:04.583		DIFFERENCE : 0.713			
LAP	SECTOR 1	SECTOR 2	LAP TIME	MPH	DIFF	TIME OF DAY	
1 -		42.551	2:14.316	79.57	9.733	12:52:35.254	
2 -	1:23.999	42.550	2:06.549 (3)	84.45	1.966	12:54:41.803	
3 -	1:22.959	<b>41.938</b>	2:04.897 (2)	85.57	0.314	12:56:46.700	
4 -	1:23.896	43.733	2:07.629	83.74	3.046	12:58:54.329	
5 -	<b>1:21.932</b>	42.651	<b>2:04.583 (1)</b>	<b>85.79</b>		<b>13:00:58.912</b>	

P18 35		Kai DICKINSON		Kawasaki ZX636 -			
IDEAL LAP TIME : 2:05.021		BEST LAP TIME : 2:05.021		DIFFERENCE : 0.000			
LAP	SECTOR 1	SECTOR 2	LAP TIME	MPH	DIFF	TIME OF DAY	
1 -		42.519	2:16.491	78.30	11.470	12:52:37.429	
2 -	1:23.788	42.441	2:06.229 (2)	84.67	1.208	12:54:43.658	
3 -	<b>1:23.303</b>	<b>41.718</b>	<b>2:05.021 (1)</b>	<b>85.49</b>		<b>12:56:48.679</b>	
4 -	1:23.896	42.386	2:06.282 (3)	84.63	1.261	12:58:54.961	
5 -	1:23.541	42.894	2:06.435	84.53	1.414	13:01:01.396	

# BMCRC - MRO Championships 2023 - Rnd 3 @ Snetterton

## DART Motorsport MRO 600 Inc Clubman 600 & GP2 / EVO

### RACE 5 - SECTOR ANALYSIS



SECTOR 1 = FL to I1, SECTOR 2 = I1 to FL, DIFF = Difference To Personal Best Lap, P = Crossed Finish Line in Pit Lane, D = Time Disallowed

P19		3		Joey LAMB DEN		Kawasaki ZX600 RBF -	
IDEAL LAP TIME : 2:05.093		BEST LAP TIME : 2:05.962		DIFFERENCE : 0.869			
LAP	SECTOR 1	SECTOR 2	LAP TIME	MPH	DIFF	TIME OF DAY	
1 -		43.072	2:15.952	78.61	9.990	12:52:36.890	
2 -	1:24.263	<b>42.174</b>	2:06.437 (2)	84.53	0.475	12:54:43.327	
3 -	1:24.285	42.245	2:06.530 (3)	84.47	0.568	12:56:49.857	
4 -	<b>1:22.919</b>	43.043	<b>2:05.962 (1)</b>	<b>84.85</b>		<b>12:58:55.819</b>	
5 -	1:25.446	42.228	2:07.674	83.71	1.712	13:01:03.493	

P20		100		Craig HOWTON		Kawasaki ZX6R - ME	
IDEAL LAP TIME : 2:06.186		BEST LAP TIME : 2:06.255		DIFFERENCE : 0.069			
LAP	SECTOR 1	SECTOR 2	LAP TIME	MPH	DIFF	TIME OF DAY	
1 -		42.434	2:16.586	78.25	10.331	12:52:37.524	
2 -	1:25.025	42.087	2:07.112	84.08	0.857	12:54:44.636	
3 -	1:24.286	<b>41.969</b>	<b>2:06.255 (1)</b>	<b>84.65</b>		<b>12:56:50.891</b>	
4 -	<b>1:24.217</b>	42.493	2:06.710 (3)	84.35	0.455	12:58:57.601	
5 -	1:24.591	42.047	2:06.638 (2)	84.39	0.383	13:01:04.239	

P21		14 C		Jack MUIR		Kawasaki ZX636 -	
IDEAL LAP TIME : 2:06.325		BEST LAP TIME : 2:06.487		DIFFERENCE : 0.162			
LAP	SECTOR 1	SECTOR 2	LAP TIME	MPH	DIFF	TIME OF DAY	
1 -		43.073	2:16.403	78.35	9.916	12:52:37.341	
2 -	1:24.659	42.275	2:06.934 (2)	84.20	0.447	12:54:44.275	
3 -	<b>1:24.128</b>	43.435	2:07.563 (3)	83.78	1.076	12:56:51.838	
4 -	1:25.137	42.778	2:07.915	83.55	1.428	12:58:59.753	
5 -	1:24.290	<b>42.197</b>	<b>2:06.487 (1)</b>	<b>84.49</b>		<b>13:01:06.240</b>	

P22		81		Fred McMULLAN		Kawasaki ZX636 - Orwell Motorcycles ipswich	
IDEAL LAP TIME : 2:06.781		BEST LAP TIME : 2:06.983		DIFFERENCE : 0.202			
LAP	SECTOR 1	SECTOR 2	LAP TIME	MPH	DIFF	TIME OF DAY	
1 -		43.406	2:18.951	76.91	11.968	12:52:39.889	
2 -	1:25.288	43.038	2:08.326	83.28	1.343	12:54:48.215	
3 -	1:24.572	42.841	2:07.413 (2)	83.88	0.430	12:56:55.628	
4 -	1:24.840	<b>42.593</b>	2:07.433 (3)	83.87	0.450	12:59:03.061	
5 -	<b>1:24.188</b>	42.795	<b>2:06.983 (1)</b>	<b>84.16</b>		<b>13:01:10.044</b>	

P23		39 C		Aaron MONK		Kawasaki NINJA 636 - flyaspitfire.co.uk	
IDEAL LAP TIME : 2:06.801		BEST LAP TIME : 2:06.801		DIFFERENCE : 0.000			
LAP	SECTOR 1	SECTOR 2	LAP TIME	MPH	DIFF	TIME OF DAY	
1 -		43.477	2:19.895	76.40	13.094	12:52:40.833	
2 -	1:25.180	42.986	2:08.166 (3)	83.39	1.365	12:54:48.999	
3 -	1:25.101	43.137	2:08.238	83.34	1.437	12:56:57.237	
4 -	1:24.148	42.893	2:07.041 (2)	84.13	0.240	12:59:04.278	
5 -	<b>1:23.943</b>	<b>42.858</b>	<b>2:06.801 (1)</b>	<b>84.29</b>		<b>13:01:11.079</b>	

P24		22 C		Toby TRUNDLE		Yamaha R6 - Harris Motorcycles / A. Harland Race Services	
IDEAL LAP TIME : 2:07.438		BEST LAP TIME : 2:07.546		DIFFERENCE : 0.108			
LAP	SECTOR 1	SECTOR 2	LAP TIME	MPH	DIFF	TIME OF DAY	
1 -		44.059	2:20.643	75.99	13.097	12:52:41.581	
2 -	1:25.191	43.583	2:08.774	82.99	1.228	12:54:50.355	
3 -	1:24.612	43.104	2:07.716 (2)	83.68	0.170	12:56:58.071	
4 -	1:24.622	<b>42.924</b>	<b>2:07.546 (1)</b>	<b>83.79</b>		<b>12:59:05.617</b>	
5 -	<b>1:24.514</b>	43.542	2:08.056 (3)	83.46	0.510	13:01:13.673	

# BMCRC - MRO Championships 2023 - Rnd 3 @ Snetterton

## DART Motorsport MRO 600 Inc Clubman 600 & GP2 / EVO

### RACE 5 - SECTOR ANALYSIS



SECTOR 1 = FL to I1, SECTOR 2 = I1 to FL, DIFF = Difference To Personal Best Lap, P = Crossed Finish Line in Pit Lane, D = Time Disallowed

P25 58 C		Paul NICHOLAS		Yamaha YZF R6 - CITY DAMP SOLUTIONS LTD			
IDEAL LAP TIME : 2:07.837		BEST LAP TIME : 2:08.440		DIFFERENCE : 0.603			
LAP	SECTOR 1	SECTOR 2	LAP TIME	MPH	DIFF	TIME OF DAY	
1 -		44.103	2:19.826	76.43	11.386	12:52:40.764	
2 -	1:25.755	43.080	2:08.835	82.95	0.395	12:54:49.599	
3 -	1:25.614	43.134	2:08.748 (3)	83.01	0.308	12:56:58.347	
4 -	1:25.464	<b>42.976</b>	<b>2:08.440 (1)</b>	<b>83.21</b>		<b>12:59:06.787</b>	
5 -	<b>1:24.861</b>	43.826	2:08.687 (2)	83.05	0.247	13:01:15.474	

P26 129 C		David JAMES		Yamaha R6 -			
IDEAL LAP TIME : 2:12.776		BEST LAP TIME : 2:12.890		DIFFERENCE : 0.114			
LAP	SECTOR 1	SECTOR 2	LAP TIME	MPH	DIFF	TIME OF DAY	
1 -		45.527	2:23.141	74.66	10.251	12:52:44.079	
2 -	1:28.202	45.120	2:13.322 (3)	80.16	0.432	12:54:57.401	
3 -	<b>1:27.983</b>	44.907	<b>2:12.890 (1)</b>	<b>80.42</b>		<b>12:57:10.291</b>	
4 -	1:28.802	45.208	2:14.010	79.75	1.120	12:59:24.301	
5 -	1:28.438	<b>44.793</b>	2:13.231 (2)	80.22	0.341	13:01:37.532	

P27 120 C		James GOWER		Yamaha R6 - TeamRubyRacing			
IDEAL LAP TIME : 2:12.323		BEST LAP TIME : 2:12.431		DIFFERENCE : 0.108			
LAP	SECTOR 1	SECTOR 2	LAP TIME	MPH	DIFF	TIME OF DAY	
1 -		45.545	2:26.061	73.17	13.630	12:52:46.999	
2 -	1:29.950	45.129	2:15.079	79.12	2.648	12:55:02.078	
3 -	1:28.492	44.751	2:13.243 (3)	80.21	0.812	12:57:15.321	
4 -	<b>1:27.745</b>	44.971	2:12.716 (2)	80.53	0.285	12:59:28.037	
5 -	1:27.853	<b>44.578</b>	<b>2:12.431 (1)</b>	<b>80.70</b>		<b>13:01:40.468</b>	

P28 228 C		Paul McFADDEN		Yamaha R6 - T.McFadden Plant Ltd			
IDEAL LAP TIME : 2:12.141		BEST LAP TIME : 2:12.500		DIFFERENCE : 0.359			
LAP	SECTOR 1	SECTOR 2	LAP TIME	MPH	DIFF	TIME OF DAY	
1 -		46.602	2:27.051	72.68	14.551	12:52:47.989	
2 -	1:29.521	44.753	2:14.274 (3)	79.59	1.774	12:55:02.263	
3 -	1:31.321	<b>43.967</b>	2:15.288	79.00	2.788	12:57:17.551	
4 -	<b>1:28.174</b>	44.326	<b>2:12.500 (1)</b>	<b>80.66</b>		<b>12:59:30.051</b>	
5 -	1:28.691	44.863	2:13.554 (2)	80.02	1.054	13:01:43.605	

P29 69 C		Simon WHALL		Yamaha R6 -			
IDEAL LAP TIME : 2:13.256		BEST LAP TIME : 2:13.339		DIFFERENCE : 0.083			
LAP	SECTOR 1	SECTOR 2	LAP TIME	MPH	DIFF	TIME OF DAY	
1 -		45.114	2:25.989	73.21	12.650	12:52:46.927	
2 -	<b>1:29.562</b>	45.328	2:14.890 (3)	79.23	1.551	12:55:01.817	
3 -	1:32.309	44.446	2:16.755	78.15	3.416	12:57:18.572	
4 -	1:29.656	44.111	2:13.767 (2)	79.90	0.428	12:59:32.339	
5 -	1:29.645	<b>43.694</b>	<b>2:13.339 (1)</b>	<b>80.15</b>		<b>13:01:45.678</b>	

P30 27 C		Timothy PETTS		Triumph Daytona 675 - Norfolk Triumph Racing Team			
IDEAL LAP TIME : 2:15.716		BEST LAP TIME : 2:16.233		DIFFERENCE : 0.517			
LAP	SECTOR 1	SECTOR 2	LAP TIME	MPH	DIFF	TIME OF DAY	
1 -		<b>45.381</b>	2:24.451	73.99	8.218	12:52:45.389	
2 -	<b>1:30.335</b>	45.898	<b>2:16.233 (1)</b>	<b>78.45</b>		<b>12:55:01.622</b>	
3 -	1:32.361	45.829	2:18.190 (2)	77.34	1.957	12:57:19.812	
4 -	1:32.564	47.095	2:19.659 (3)	76.52	3.426	12:59:39.471	
5 -	1:35.456	48.228	2:23.684	74.38	7.451	13:02:03.155	

# BMCRC - MRO Championships 2023 - Rnd 3 @ Snetterton

## DART Motorsport MRO 600 Inc Clubman 600 & GP2 / EVO

### RACE 5 - SECTOR ANALYSIS



SECTOR 1 = FL to I1, SECTOR 2 = I1 to FL, DIFF = Difference To Personal Best Lap, P = Crossed Finish Line in Pit Lane, D = Time Disallowed

<b>P31 128</b>		<b>Kelvin HOARE</b>		Yamaha R6 - Southern and Country Roofing Ltd			
IDEAL LAP TIME : 2:00.976		BEST LAP TIME : 2:01.143		DIFFERENCE : 0.167			
LAP	SECTOR 1	SECTOR 2	LAP TIME	MPH	DIFF	TIME OF DAY	
1 -		40.643	2:10.058	82.17	8.915	12:52:30.996	
2 -	1:20.725	<b>40.418</b>	<b>2:01.143 (1)</b>	<b>88.22</b>		<b>12:54:32.139</b>	
3 -	1:21.715	40.509	2:02.224 (2)	87.44	1.081	12:56:34.363	

<b>P32 95</b>		<b>Grant ROBERTSON</b>		Yamaha R6 - Westcountry Windings			
IDEAL LAP TIME :		BEST LAP TIME :		DIFFERENCE :			
LAP	SECTOR 1	SECTOR 2	LAP TIME	MPH	DIFF	TIME OF DAY	
1 -		<b>41.195</b>	2:11.765	81.11		12:52:32.703	



# BMCRC - MRO Championships 2023 - Rnd 3 @ Snetterton

## DART Motorsport MRO 600 Inc Clubman 600 & GP2 / EVO

### RACE 5 - BEST SECTORS

SECTOR 1				SECTOR 2				IDEAL / BEST COMPARISON				
POS	NO	NAME	TIME	NO	NAME	TIME	POS	NO	NAME	IDEAL	BEST	DIFF
									<b>PERFECT LAP</b>	<b>1:58.716</b>		
1	169	CROSBY	1:19.021	226	HARTGROVE	39.695	1	169	CROSBY	1:58.739	1:58.739	0.000
2	226	HARTGROVE	1:19.571	169	CROSBY	39.718	2	226	HARTGROVE	1:59.266	1:59.345	0.079
3	52	DIXON	1:19.832	52	DIXON	39.779	3	52	DIXON	1:59.611	1:59.685	0.074
4	128	HOARE	1:20.558	212	PALLET	40.298	4	128	HOARE	2:00.976	2:01.143	0.167
5	40	ROSS	1:20.624	36	FOWLE	40.352	5	40	ROSS	2:01.047	2:01.220	0.173
6	36	FOWLE	1:20.738	128	HOARE	40.418	6	36	FOWLE	2:01.090	2:01.301	0.211
7	96	KIRSCH	1:21.080	40	ROSS	40.423	7	212	PALLET	2:01.574	2:01.574	0.000
8	212	PALLET	1:21.276	96	KIRSCH	40.676	8	96	KIRSCH	2:01.756	2:01.763	0.007
9	779	BRIAN	1:21.642	49	WALLINGTON	40.753	9	49	WALLINGTON	2:02.397	2:02.397	0.000
10	49	WALLINGTON	1:21.644	87	POVAH	41.004	10	661	HARRIS	2:02.676	2:02.763	0.087
11	661	HARRIS	1:21.669	661	HARRIS	41.007	11	87	POVAH	2:02.685	2:02.685	0.000
12	87	POVAH	1:21.681	51	CLARKE	41.154	12	91	HIRST	2:02.960	2:02.986	0.026
13	91	HIRST	1:21.745	95	ROBERTSON	41.195	13	779	BRIAN	2:02.968	2:03.209	0.241
14	51	CLARKE	1:21.872	91	HIRST	41.215	14	51	CLARKE	2:03.026	2:03.454	0.428
15	168	DALRYMPLE	1:21.932	779	BRIAN	41.326	15	168	DALRYMPLE	2:03.870	2:04.583	0.713
16	31	MELLOR	1:22.459	30	JONES	41.411	16	30	JONES	2:03.949	2:03.949	0.000
17	30	JONES	1:22.538	31	MELLOR	41.524	17	31	MELLOR	2:03.983	2:04.609	0.626
18	80	CREASEY	1:22.726	35	DICKINSON	41.718	18	80	CREASEY	2:04.496	2:04.496	0.000
19	3	LAMBDEN	1:22.919	80	CREASEY	41.770	19	35	DICKINSON	2:05.021	2:05.021	0.000
20	35	DICKINSON	1:23.303	168	DALRYMPLE	41.938	20	3	LAMBDEN	2:05.093	2:05.962	0.869
21	39	MONK	1:23.943	100	HOWTON	41.969	21	100	HOWTON	2:06.186	2:06.255	0.069
22	14	MUIR	1:24.128	3	LAMBDEN	42.174	22	14	MUIR	2:06.325	2:06.487	0.162
23	81	McMULLAN	1:24.188	14	MUIR	42.197	23	81	McMULLAN	2:06.781	2:06.983	0.202
24	100	HOWTON	1:24.217	81	McMULLAN	42.593	24	39	MONK	2:06.801	2:06.801	0.000
25	22	TRUNDLE	1:24.514	39	MONK	42.858	25	22	TRUNDLE	2:07.438	2:07.546	0.108
26	58	NICHOLAS	1:24.861	22	TRUNDLE	42.924	26	58	NICHOLAS	2:07.837	2:08.440	0.603
27	120	GOWER	1:27.745	58	NICHOLAS	42.976	27	228	McFADDEN	2:12.141	2:12.500	0.359
28	129	JAMES	1:27.983	69	WHALL	43.694	28	120	GOWER	2:12.323	2:12.431	0.108
29	228	McFADDEN	1:28.174	228	McFADDEN	43.967	29	129	JAMES	2:12.776	2:12.890	0.114
30	69	WHALL	1:29.562	120	GOWER	44.578	30	69	WHALL	2:13.256	2:13.339	0.083
31	27	PETTS	1:30.335	129	JAMES	44.793	31	27	PETTS	2:15.716	2:16.233	0.517
32				27	PETTS	45.381	32	95	ROBERTSON			

# BMCRC - MRO Championships 2023 - Rnd 3 @ Snetterton

## DART Motorsport MRO 600 Inc Clubman 600 & GP2 / EVO

### RACE 5 - STATISTICS

**Competitors Started** 32  
**Planned Start** 2023-05-06 @ 12:55:00.000  
**Actual Start** 2023-05-06 @ 12:50:20.937  
**Finish Time** 2023-05-06 @ 13:00:25.939  
**Track Length** 2.9689mi.  
**Total Laps** 154  
**Total Distance Covered** 457.2123mi.

#### Session Fastest Lap History

NO	CL	NAME	LAP TIME	TIME OF DAY	LAP	VEHICLE
226		Adam HARTGROVE	<b>1:59.834</b>	12:54:27.831	2	Yamaha R6
226		Adam HARTGROVE	<b>1:59.345</b>	12:56:27.176	3	Yamaha R6
169		Harrison CROSBY	<b>1:58.739</b>	12:58:27.901	4	Kawasaki ZXR

#### Session Leader History

NO	CL	NAME	FROM LAP	LAPS LED	DISTANCE	VEHICLE
226		Adam HARTGROVE	1	5	14.84 miles	Yamaha R6

#### Flag History

TYPE	TIME OF DAY
GREEN	12:50:20.937
FINISH	13:00:25.939

#### Flag Statistics

TYPE	COUNT	TOTAL LAPS	TOTAL TIME
Green	1	5	11:53.541
Red	0	0	0.000
Safety Car	0	0	0.000
FCY	0	0	0.000

**BMCRC - MRO Championships 2023 - Rnd 3 @ Snetterton**  
**DART Motorsport MRO 600 Inc Clubman 600 & GP2 / EVO**  
**RACE 5 - STATISTICS**

**CLASS :**

17 Starters

**Fastest Lap History**

NO	NAME	LAP TIME	TIME OF DAY	LAP	VEHICLE
226	Adam HARTGROVE	1:59.834	12:54:27.831	2	Yamaha R6
226	Adam HARTGROVE	1:59.345	12:56:27.176	3	Yamaha R6
169	Harrison CROSBY	1:58.739	12:58:27.901	4	Kawasaki ZXR

**Leader History**

NO	NAME	FROM LAP	LAPS LED	DISTANCE	VEHICLE
226	Adam HARTGROVE	1	5	14.84 miles	Yamaha R6

# BMCRC - MRO Championships 2023 - Rnd 3 @ Snetterton

## DART Motorsport MRO 600 Inc Clubman 600 & GP2 / EVO

### RACE 5 - STATISTICS

**CLASS : C**

13 Starters

#### Fastest Lap History

NO	NAME	LAP TIME	TIME OF DAY	LAP	VEHICLE
40	Henry ROSS	<b>2:01.767</b>	12:54:31.680	2	Yamaha R6
40	Henry ROSS	<b>2:01.378</b>	12:56:33.059	3	Yamaha R6
40	Henry ROSS	<b>2:01.220</b>	12:58:34.278	4	Yamaha R6

#### Leader History

NO	NAME	FROM LAP	LAPS LED	DISTANCE	VEHICLE
40	Henry ROSS	1	5	14.84 miles	Yamaha R6

# BMCRC - MRO Championships 2023 - Rnd 3 @ Snetterton

## DART Motorsport MRO 600 Inc Clubman 600 & GP2 / EVO

### RACE 5 - STATISTICS

**CLASS : EVO**

2 Starters

#### Fastest Lap History

NO	NAME	LAP TIME	TIME OF DAY	LAP	VEHICLE
49	Luke WALLINGTON	2:03.530	12:54:35.612	2	Triumph 765
49	Luke WALLINGTON	2:03.092	12:56:38.704	3	Triumph 765
661	Cameron HARRIS	2:02.763	12:58:41.984	4	Triumph 675R
49	Luke WALLINGTON	2:02.397	13:00:44.366	5	Triumph 765

#### Leader History

NO	NAME	FROM LAP	LAPS LED	DISTANCE	VEHICLE
49	Luke WALLINGTON	1	5	14.84 miles	Triumph 765

# BMCRC - MRO Championships 2023 - Rnd 3 @ Snetterton



## DART Motorsport MRO 600 Inc Clubman 600 & GP2 / EVO

### RACE 16 - GRID (5 Laps)

ROW 13				37	<b>115</b> Eugene McMANUS			
ROW 12	36	<b>114</b> James McMANUS	35	<b>33</b> Darren DOWDS	34	<b>7</b> Taylor ROSE		
ROW 11			33	<b>29</b> Aaron DAYKIN	32	<b>27</b> Timothy PETTS 2:16.233	31	<b>69</b> Simon WHALL 2:13.339
ROW 10	30	<b>129</b> David JAMES 2:12.890	29	<b>228</b> Paul McFADDEN 2:12.500	28	<b>120</b> James GOWER 2:12.431		
ROW 9			27	<b>58</b> Paul NICHOLAS 2:08.440	26	<b>22</b> Toby TRUNDLE 2:07.546	25	<b>81</b> Fred McMULLAN 2:06.983
ROW 8	24	<b>39</b> Aaron MONK 2:06.801	23	<b>14</b> Jack MUIR 2:06.487	22	<b>100</b> Craig HOWTON 2:06.255		
ROW 7			21	<b>3</b> Joey LAMBDEN 2:05.962	20	<b>35</b> Kai DICKINSON 2:05.021	19	<b>31</b> Dylan MELLOR 2:04.609
ROW 6	18	<b>168</b> Aaron DALRYMPLE 2:04.583	17	<b>95</b> Grant ROBERTSON	16	<b>80</b> Morgan CREASEY 2:04.496		
ROW 5			15	<b>30</b> Lewis JONES 2:03.949	14	<b>51</b> Ross CLARKE 2:03.454	13	<b>779</b> Terry BRIAN 2:03.209
ROW 4	12	<b>91</b> Sam HIRST 2:02.986	11	<b>661</b> Cameron HARRIS 2:02.763	10	<b>87</b> Keith POVAH 2:02.685		
ROW 3			9	<b>49</b> Luke WALLINGTON 2:02.397	8	<b>96</b> Jack KIRSCH 2:01.763	7	<b>212</b> Matt PALLETT 2:01.574
ROW 2	6	<b>36</b> Harry FOWLE 2:01.301	5	<b>40</b> Henry ROSS 2:01.220	4	<b>128</b> Kelvin HOARE 2:01.143		
ROW 1			3	<b>52</b> Kam DIXON 1:59.685	2	<b>226</b> Adam HARTGROVE 1:59.345	1	<b>169</b> Harrison CROSBY 1:58.739
<b>Pole</b>								

Snetterton 300: 2.9689 miles

These results are provisional until the conclusion of any judicial and technical matters.

Clerk Of Course :	Stewards :	Timekeeper : Richard Evans
-------------------	------------	----------------------------

Results can be found at [www.tsl-timing.com](http://www.tsl-timing.com)

Printed - 13:05 Saturday, 06 May 2023



# BMCRC - MRO Championships 2023 - Rnd 3 @ Snetterton

## DART Motorsport MRO 600 Inc Clubman 600 & GP2 / EVO

### RACE 16 - LAP CHART

#### LAP 1 @ 17:50:30.248

NO	BEHIND	LAP TIME
169		2:32.975
36	5.796	2:38.771
51	6.273	2:39.248
80	8.069	2:41.044
31	8.087	2:41.062
100	8.264	2:41.239
661	9.727	2:42.702
3	9.800	2:42.775
87	9.923	2:42.898
91	10.292	2:43.267
14	10.901	2:43.876
58	11.405	2:44.380
40	11.483	2:44.458
29	12.206	2:45.181
168	12.903	2:45.878
22	15.200	2:48.175
120	17.030	2:50.005
35	17.974	2:50.949
129	18.912	2:51.887
69	21.342	2:54.317

129	41.107	2:37.433
69	41.703	2:35.448

#### LAP 4 @ 17:57:53.809

NO	BEHIND	LAP TIME
169		2:26.950
51	11.302	2:27.304
31	12.884	2:27.113
100	19.874	2:28.853
40	22.710	2:27.760
29	22.777	2:29.476
91	25.166	2:30.729
87	25.571	2:30.557
168	28.122	2:29.939
80	28.159	2:33.666
58	35.379	2:40.041
36	37.146	2:37.393
120	38.368	2:32.415
35	43.982	2:33.949
22	44.135	2:34.796
129	49.750	2:35.593
69	50.975	2:36.222

#### LAP 2 @ 17:52:58.594

NO	BEHIND	LAP TIME
169		2:28.346
51	9.439	2:31.512
31	10.532	2:30.791
100	13.215	2:33.297
36	14.907	2:37.457
3	15.696	2:34.242
80	15.987	2:36.264
87	16.008	2:34.431
91	16.151	2:34.205
29	16.570	2:32.710
14	16.700	2:34.145
40	16.967	2:33.830
58	17.710	2:34.651
168	18.938	2:34.381
22	27.144	2:40.290
120	27.450	2:38.766
35	28.608	2:38.980
129	31.939	2:41.373
69	34.520	2:41.524

#### LAP 5 @ 18:00:19.871

NO	BEHIND	LAP TIME
169		2:26.062
51	13.972	2:28.732
31	16.074	2:29.252
100	21.908	2:28.096
40	22.898	2:26.250
29	25.028	2:28.313
87	27.100	2:27.591
91	28.561	2:29.457
80	34.894	2:32.797
168	35.196	2:33.136
120	46.257	2:33.951
36	46.655	2:35.571
35	50.689	2:32.769
22	55.587	2:37.514
129	57.758	2:34.070
69	58.983	2:34.070
58	1:08.824	2:59.507

#### LAP 3 @ 17:55:26.859

NO	BEHIND	LAP TIME
169		2:28.265
51	10.948	2:29.774
31	12.721	2:30.454
3	17.008	2:29.577
100	17.971	2:33.021
29	20.251	2:31.946
91	21.387	2:33.501
80	21.443	2:33.721
40	21.900	2:33.198
87	21.964	2:34.221
58	22.288	2:32.843
14	22.434	2:33.999
168	25.133	2:34.460
36	26.703	2:40.061
120	32.903	2:33.718
22	36.289	2:37.410
35	36.983	2:36.640

Weather / Track : Rain / Wet

Results can be found at [www.tsl-timing.com](http://www.tsl-timing.com)

Snetterton 300: 2.9689 miles  
Date: 06/05/2023 Start: 17:47 Finish: 18:00

Printed - 18:03 Saturday, 06 May 2023

# BMCRC - MRO Championships 2023 - Rnd 3 @ Snetterton

## DART Motorsport MRO 600 Inc Clubman 600 & GP2 / EVO

### RACE 16 - POSITION CHART

No	Name	Lap	1	2	3	4	5
		Pos					
169	CROSBY	1	169	169	169	169	169
226	HARTGROVE	2	36	51	51	51	51
40	ROSS	3	51	31	31	31	31
36	FOWLE	4	80	100	3	100	100
212	PALLET	5	31	36	100	40	40
49	WALLINGTON	6	100	3	29	29	29
87	POVAH	7	661	80	91	91	87
661	HARRIS	8	3	87	80	87	91
91	HIRST	9	87	91	40	168	80
51	CLARKE	10	91	29	87	80	168
80	CREASEY	11	14	14	58	58	120
168	DALRYMPLE	12	58	40	14	36	36
31	MELLOR	13	40	58	168	120	35
35	DICKINSON	14	29	168	36	35	22
3	LAMB DEN	15	168	22	120	22	129
100	HOWTON	16	22	120	22	129	69
14	MUIR	17	120	35	35	69	58
81	McMULLAN	18	35	129	129		
22	TRUNDLE	19	129	69	69		
58	NICHOLAS	20	69				
120	GOWER	21					
129	JAMES	22					
69	WHALL	23					
29	DAYKIN	24					



# BMCRC - MRO Championships 2023 - Rnd 3 @ Snetterton

## DART Motorsport MRO 600 Inc Clubman 600 & GP2 / EVO

### RACE 16 - SECTOR ANALYSIS



SECTOR 1 = FL to I1, SECTOR 2 = I1 to FL, DIFF = Difference To Personal Best Lap, P = Crossed Finish Line in Pit Lane, D = Time Disallowed

P1 169		Harrison CROSBY		Kawasaki ZXR - Caddy Group		
IDEAL LAP TIME : 2:25.906		BEST LAP TIME : 2:26.062		DIFFERENCE : 0.156		
LAP	SECTOR 1	SECTOR 2	LAP TIME	MPH	DIFF	TIME OF DAY
1 -		50.503	2:32.975	69.86	6.913	17:50:30.248
2 -	1:38.359	49.987	2:28.346	72.04	2.284	17:52:58.594
3 -	1:37.926	50.339	2:28.265 (3)	72.08	2.203	17:55:26.859
4 -	1:37.558	<b>49.392</b>	2:26.950 (2)	72.73	0.888	17:57:53.809
5 -	<b>1:36.514</b>	49.548	<b>2:26.062 (1)</b>	<b>73.17</b>		<b>18:00:19.871</b>

P2 51		Ross CLARKE		Kawasaki ZX600RR - Ross clarke Farriery		
IDEAL LAP TIME : 2:27.304		BEST LAP TIME : 2:27.304		DIFFERENCE : 0.000		
LAP	SECTOR 1	SECTOR 2	LAP TIME	MPH	DIFF	TIME OF DAY
1 -		51.133	2:39.248	67.11	11.944	17:50:36.521
2 -	1:40.012	51.500	2:31.512	70.54	4.208	17:53:08.033
3 -	1:39.508	50.266	2:29.774 (3)	71.36	2.470	17:55:37.807
4 -	<b>1:38.108</b>	<b>49.196</b>	<b>2:27.304 (1)</b>	<b>72.55</b>		<b>17:58:05.111</b>
5 -	1:38.426	50.306	2:28.732 (2)	71.86	1.428	18:00:33.843

P3 31		Dylan MELLOR		Kawasaki ZX6-R - BDS Motorcycles		
IDEAL LAP TIME : 2:26.748		BEST LAP TIME : 2:27.113		DIFFERENCE : 0.365		
LAP	SECTOR 1	SECTOR 2	LAP TIME	MPH	DIFF	TIME OF DAY
1 -		52.250	2:41.062	66.35	13.949	17:50:38.335
2 -	1:40.134	50.657	2:30.791	70.88	3.678	17:53:09.126
3 -	1:41.173	<b>49.281</b>	2:30.454 (3)	71.03	3.341	17:55:39.580
4 -	<b>1:37.467</b>	49.646	<b>2:27.113 (1)</b>	<b>72.65</b>		<b>17:58:06.693</b>
5 -	1:39.698	49.554	2:29.252 (2)	71.61	2.139	18:00:35.945

P4 100		Craig HOWTON		Kawasaki ZX6R - ME		
IDEAL LAP TIME : 2:28.043		BEST LAP TIME : 2:28.096		DIFFERENCE : 0.053		
LAP	SECTOR 1	SECTOR 2	LAP TIME	MPH	DIFF	TIME OF DAY
1 -		52.582	2:41.239	66.28	13.143	17:50:38.512
2 -	1:41.397	51.900	2:33.297	69.72	5.201	17:53:11.809
3 -	1:42.019	51.002	2:33.021 (3)	69.84	4.925	17:55:44.830
4 -	1:39.182	<b>49.671</b>	2:28.853 (2)	71.80	0.757	17:58:13.683
5 -	<b>1:38.372</b>	49.724	<b>2:28.096 (1)</b>	<b>72.16</b>		<b>18:00:41.779</b>

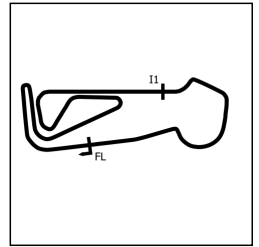
P5 40 C		Henry ROSS		Yamaha R6 -		
IDEAL LAP TIME : 2:26.250		BEST LAP TIME : 2:26.250		DIFFERENCE : 0.000		
LAP	SECTOR 1	SECTOR 2	LAP TIME	MPH	DIFF	TIME OF DAY
1 -		52.232	2:44.458	64.98	18.208	17:50:41.731
2 -	1:42.437	51.393	2:33.830	69.47	7.580	17:53:15.561
3 -	1:41.390	51.808	2:33.198 (3)	69.76	6.948	17:55:48.759
4 -	1:38.012	49.748	2:27.760 (2)	72.33	1.510	17:58:16.519
5 -	<b>1:36.632</b>	<b>49.618</b>	<b>2:26.250 (1)</b>	<b>73.08</b>		<b>18:00:42.769</b>

P6 29 C		Aaron DAYKIN		Yamaha R6 - AJB Transport (Hatton) Ltd		
IDEAL LAP TIME : 2:28.313		BEST LAP TIME : 2:28.313		DIFFERENCE : 0.000		
LAP	SECTOR 1	SECTOR 2	LAP TIME	MPH	DIFF	TIME OF DAY
1 -		51.546	2:45.181	64.70	16.868	17:50:42.454
2 -	1:41.510	51.200	2:32.710	69.98	4.397	17:53:15.164
3 -	1:41.196	50.750	2:31.946 (3)	70.34	3.633	17:55:47.110
4 -	1:39.302	50.174	2:29.476 (2)	71.50	1.163	17:58:16.586
5 -	<b>1:38.735</b>	<b>49.578</b>	<b>2:28.313 (1)</b>	<b>72.06</b>		<b>18:00:44.899</b>

# BMCRC - MRO Championships 2023 - Rnd 3 @ Snetterton

## DART Motorsport MRO 600 Inc Clubman 600 & GP2 / EVO

### RACE 16 - SECTOR ANALYSIS



SECTOR 1 = FL to I1, SECTOR 2 = I1 to FL, DIFF = Difference To Personal Best Lap, P = Crossed Finish Line in Pit Lane, D = Time Disallowed

P7 87		Keith POVAH		Yamaha R6 - @crap.sack give us a follow!		
IDEAL LAP TIME : 2:27.591		BEST LAP TIME : 2:27.591		DIFFERENCE : 0.000		
LAP	SECTOR 1	SECTOR 2	LAP TIME	MPH	DIFF	TIME OF DAY
1 -		51.682	2:42.898	65.61	15.307	17:50:40.171
2 -	1:41.472	52.959	2:34.431	69.20	6.840	17:53:14.602
3 -	1:42.581	51.640	2:34.221 (3)	69.30	6.630	17:55:48.823
4 -	1:40.510	50.047	2:30.557 (2)	70.99	2.966	17:58:19.380
5 -	<b>1:38.481</b>	<b>49.110</b>	<b>2:27.591 (1)</b>	<b>72.41</b>		<b>18:00:46.971</b>

P8 91 C		Sam HIRST		Kawasaki 636 - Team Valley Racing		
IDEAL LAP TIME : 2:29.457		BEST LAP TIME : 2:29.457		DIFFERENCE : 0.000		
LAP	SECTOR 1	SECTOR 2	LAP TIME	MPH	DIFF	TIME OF DAY
1 -		51.995	2:43.267	65.46	13.810	17:50:40.540
2 -	1:42.565	51.640	2:34.205	69.31	4.748	17:53:14.745
3 -	1:41.972	51.529	2:33.501 (3)	69.62	4.044	17:55:48.246
4 -	1:40.283	50.446	2:30.729 (2)	70.90	1.272	17:58:18.975
5 -	<b>1:39.481</b>	<b>49.976</b>	<b>2:29.457 (1)</b>	<b>71.51</b>		<b>18:00:48.432</b>

P9 80		Morgan CREASEY		Yamaha R6 - Warics Ltd		
IDEAL LAP TIME : 2:32.560		BEST LAP TIME : 2:32.797		DIFFERENCE : 0.237		
LAP	SECTOR 1	SECTOR 2	LAP TIME	MPH	DIFF	TIME OF DAY
1 -		52.913	2:41.044	66.36	8.247	17:50:38.317
2 -	1:42.611	53.653	2:36.264	68.39	3.467	17:53:14.581
3 -	1:41.704	52.017	2:33.721 (3)	69.52	0.924	17:55:48.302
4 -	1:41.869	<b>51.797</b>	2:33.666 (2)	69.55	0.869	17:58:21.968
5 -	<b>1:40.763</b>	52.034	<b>2:32.797 (1)</b>	<b>69.94</b>		<b>18:00:54.765</b>

P10 168 C		Aaron DALRYMPLE		Yamaha R6 - Feel That Noise		
IDEAL LAP TIME : 2:29.939		BEST LAP TIME : 2:29.939		DIFFERENCE : 0.000		
LAP	SECTOR 1	SECTOR 2	LAP TIME	MPH	DIFF	TIME OF DAY
1 -		51.950	2:45.878	64.43	15.939	17:50:43.151
2 -	1:42.641	51.740	2:34.381 (3)	69.23	4.442	17:53:17.532
3 -	1:42.642	51.818	2:34.460	69.19	4.521	17:55:51.992
4 -	<b>1:39.452</b>	<b>50.487</b>	<b>2:29.939 (1)</b>	<b>71.28</b>		<b>17:58:21.931</b>
5 -	1:41.673	51.463	2:33.136 (2)	69.79	3.197	18:00:55.067

P11 120 C		James GOWER		Yamaha R6 - TeamRubyRacing		
IDEAL LAP TIME : 2:32.130		BEST LAP TIME : 2:32.415		DIFFERENCE : 0.285		
LAP	SECTOR 1	SECTOR 2	LAP TIME	MPH	DIFF	TIME OF DAY
1 -		53.115	2:50.005	62.86	17.590	17:50:47.278
2 -	1:45.477	53.289	2:38.766	67.31	6.351	17:53:26.044
3 -	1:42.131	<b>51.587</b>	2:33.718 (2)	69.53	1.303	17:55:59.762
4 -	<b>1:40.543</b>	51.872	<b>2:32.415 (1)</b>	<b>70.12</b>		<b>17:58:32.177</b>
5 -	1:42.092	51.859	2:33.951 (3)	69.42	1.536	18:01:06.128

P12 36		Harry FOWLE		Yamaha R6 - HF Refinishing Racing		
IDEAL LAP TIME : 2:35.319		BEST LAP TIME : 2:35.571		DIFFERENCE : 0.252		
LAP	SECTOR 1	SECTOR 2	LAP TIME	MPH	DIFF	TIME OF DAY
1 -		<b>52.341</b>	2:38.771	67.31	3.200	17:50:36.044
2 -	1:43.674	53.783	2:37.457 (3)	67.87	1.886	17:53:13.501
3 -	1:46.305	53.756	2:40.061	66.77	4.490	17:55:53.562
4 -	1:44.450	52.943	2:37.393 (2)	67.90	1.822	17:58:30.955
5 -	<b>1:42.978</b>	52.593	<b>2:35.571 (1)</b>	<b>68.70</b>		<b>18:01:06.526</b>

# BMCRC - MRO Championships 2023 - Rnd 3 @ Snetterton

## DART Motorsport MRO 600 Inc Clubman 600 & GP2 / EVO

### RACE 16 - SECTOR ANALYSIS



SECTOR 1 = FL to I1, SECTOR 2 = I1 to FL, DIFF = Difference To Personal Best Lap, P = Crossed Finish Line in Pit Lane, D = Time Disallowed

P13 35		Kai DICKINSON		Kawasaki ZX636 -		
IDEAL LAP TIME : 2:32.769		BEST LAP TIME : 2:32.769		DIFFERENCE : 0.000		
LAP	SECTOR 1	SECTOR 2	LAP TIME	MPH	DIFF	TIME OF DAY
1 -		54.397	2:50.949	62.52	18.180	17:50:48.222
2 -	1:46.067	52.913	2:38.980	67.22	6.211	17:53:27.202
3 -	1:43.922	52.718	2:36.640 (3)	68.23	3.871	17:56:03.842
4 -	1:41.672	52.277	2:33.949 (2)	69.42	1.180	17:58:37.791
5 -	<b>1:40.903</b>	<b>51.866</b>	<b>2:32.769 (1)</b>	<b>69.96</b>		<b>18:01:10.560</b>

P14 22 C		Toby TRUNDLE		Yamaha R6 - Harris Motorcycles / A. Harland Race Services		
IDEAL LAP TIME : 2:34.796		BEST LAP TIME : 2:34.796		DIFFERENCE : 0.000		
LAP	SECTOR 1	SECTOR 2	LAP TIME	MPH	DIFF	TIME OF DAY
1 -		53.277	2:48.175	63.55	13.379	17:50:45.448
2 -	1:46.218	54.072	2:40.290	66.67	5.494	17:53:25.738
3 -	1:44.984	52.426	2:37.410 (2)	67.89	2.614	17:56:03.148
4 -	<b>1:42.754</b>	<b>52.042</b>	<b>2:34.796 (1)</b>	<b>69.04</b>		<b>17:58:37.944</b>
5 -	1:44.159	53.355	2:37.514 (3)	67.85	2.718	18:01:15.458

P15 129 C		David JAMES		Yamaha R6 -		
IDEAL LAP TIME : 2:34.070		BEST LAP TIME : 2:34.070		DIFFERENCE : 0.000		
LAP	SECTOR 1	SECTOR 2	LAP TIME	MPH	DIFF	TIME OF DAY
1 -		54.049	2:51.887	62.18	17.817	17:50:49.160
2 -	1:47.207	54.166	2:41.373	66.23	7.303	17:53:30.533
3 -	1:44.085	53.348	2:37.433 (3)	67.88	3.363	17:56:07.966
4 -	1:42.521	53.072	2:35.593 (2)	68.69	1.523	17:58:43.559
5 -	<b>1:41.360</b>	<b>52.710</b>	<b>2:34.070 (1)</b>	<b>69.37</b>		<b>18:01:17.629</b>

P16 69 C		Simon WHALL		Yamaha R6 -		
IDEAL LAP TIME : 2:33.954		BEST LAP TIME : 2:34.070		DIFFERENCE : 0.116		
LAP	SECTOR 1	SECTOR 2	LAP TIME	MPH	DIFF	TIME OF DAY
1 -		53.370	2:54.317	61.31	20.247	17:50:51.590
2 -	1:48.990	52.534	2:41.524	66.17	7.454	17:53:33.114
3 -	1:44.528	<b>50.920</b>	2:35.448 (2)	68.75	1.378	17:56:08.562
4 -	1:44.326	51.896	2:36.222 (3)	68.41	2.152	17:58:44.784
5 -	<b>1:43.034</b>	51.036	<b>2:34.070 (1)</b>	<b>69.37</b>		<b>18:01:18.854</b>

P17 58 C		Paul NICHOLAS		Yamaha YZF R6 - CITY DAMP SOLUTIONS LTD		
IDEAL LAP TIME : 2:31.487		BEST LAP TIME : 2:32.843		DIFFERENCE : 1.356		
LAP	SECTOR 1	SECTOR 2	LAP TIME	MPH	DIFF	TIME OF DAY
1 -		52.282	2:44.380	65.02	11.537	17:50:41.653
2 -	1:43.453	<b>51.198</b>	2:34.651 (2)	69.11	1.808	17:53:16.304
3 -	1:41.520	51.323	<b>2:32.843 (1)</b>	<b>69.92</b>		<b>17:55:49.147</b>
4 -	<b>1:40.289</b>	59.752	2:40.041 (3)	66.78	7.198	17:58:29.188
5 -	2:05.228	54.279	2:59.507	59.54	26.664	18:01:28.695

P18 3		Joey LAMBDEN		Kawasaki ZX600 RBF -		
IDEAL LAP TIME : 2:29.577		BEST LAP TIME : 2:29.577		DIFFERENCE : 0.000		
LAP	SECTOR 1	SECTOR 2	LAP TIME	MPH	DIFF	TIME OF DAY
1 -		52.550	2:42.775	65.66	13.198	17:50:40.048
2 -	1:41.343	52.899	2:34.242 (2)	69.29	4.665	17:53:14.290
3 -	<b>1:39.660</b>	<b>49.917</b>	<b>2:29.577 (1)</b>	<b>71.45</b>		<b>17:55:43.867</b>

# BMCRC - MRO Championships 2023 - Rnd 3 @ Snetterton

## DART Motorsport MRO 600 Inc Clubman 600 & GP2 / EVO

### RACE 16 - SECTOR ANALYSIS



SECTOR 1 = FL to I1, SECTOR 2 = I1 to FL, DIFF = Difference To Personal Best Lap, P = Crossed Finish Line in Pit Lane, D = Time Disallowed

<b>P19 14 C</b>		<b>Jack MUIR</b>		Kawasaki ZX636 -			
IDEAL LAP TIME : 2:31.706		BEST LAP TIME : 2:33.999		DIFFERENCE : 2.293			
LAP	SECTOR 1	SECTOR 2	LAP TIME	MPH	DIFF	TIME OF DAY	
1 -		52.523	2:43.876	65.22	9.877	17:50:41.149	
2 -	1:42.915	51.230	2:34.145 (2)	69.33	0.146	17:53:15.294	
3 -	1:42.866	<b>51.133</b>	<b>2:33.999 (1)</b>	<b>69.40</b>		<b>17:55:49.293</b>	

<b>P20 661 EVO</b>		<b>Cameron HARRIS</b>		Triumph 675R - Harris / Tony Scott Motorsport			
IDEAL LAP TIME : 2:37.004		BEST LAP TIME :		DIFFERENCE :			
LAP	SECTOR 1	SECTOR 2	LAP TIME	MPH	DIFF	TIME OF DAY	
1 -		<b>53.024</b>	2:42.702	65.69		17:50:39.975	

# BMCRC - MRO Championships 2023 - Rnd 3 @ Snetterton

## DART Motorsport MRO 600 Inc Clubman 600 & GP2 / EVO

### RACE 16 - BEST SECTORS

SECTOR 1			SECTOR 2			IDEAL / BEST COMPARISON						
POS	NO	NAME	TIME	NO	NAME	TIME	POS	NO	NAME	IDEAL	BEST	DIFF
									<b>PERFECT LAP</b>	<b>2:25.624</b>		
1	169	CROSBY	1:36.514	87	POVAH	49.110	1	169	CROSBY	2:25.906	2:26.062	0.156
2	40	ROSS	1:36.632	51	CLARKE	49.196	2	40	ROSS	2:26.250	2:26.250	0.000
3	31	MELLOR	1:37.467	31	MELLOR	49.281	3	31	MELLOR	2:26.748	2:27.113	0.365
4	51	CLARKE	1:38.108	169	CROSBY	49.392	4	51	CLARKE	2:27.304	2:27.304	0.000
5	100	HOWTON	1:38.372	29	DAYKIN	49.578	5	87	POVAH	2:27.591	2:27.591	0.000
6	87	POVAH	1:38.481	40	ROSS	49.618	6	100	HOWTON	2:28.043	2:28.096	0.053
7	29	DAYKIN	1:38.735	100	HOWTON	49.671	7	29	DAYKIN	2:28.313	2:28.313	0.000
8	168	DALRYMPLE	1:39.452	3	LAMBDEN	49.917	8	91	HIRST	2:29.457	2:29.457	0.000
9	91	HIRST	1:39.481	91	HIRST	49.976	9	3	LAMBDEN	2:29.577	2:29.577	0.000
10	3	LAMBDEN	1:39.660	168	DALRYMPLE	50.487	10	168	DALRYMPLE	2:29.939	2:29.939	0.000
11	58	NICHOLAS	1:40.289	69	WHALL	50.920	11	58	NICHOLAS	2:31.487	2:32.843	1.356
12	120	GOWER	1:40.543	14	MUIR	51.133	12	14	MUIR	2:31.706	2:33.999	2.293
13	14	MUIR	1:40.573	58	NICHOLAS	51.198	13	120	GOWER	2:32.130	2:32.415	0.285
14	80	CREASEY	1:40.763	120	GOWER	51.587	14	80	CREASEY	2:32.560	2:32.797	0.237
15	35	DICKINSON	1:40.903	80	CREASEY	51.797	15	35	DICKINSON	2:32.769	2:32.769	0.000
16	129	JAMES	1:41.360	35	DICKINSON	51.866	16	69	WHALL	2:33.954	2:34.070	0.116
17	22	TRUNDLE	1:42.754	22	TRUNDLE	52.042	17	129	JAMES	2:34.070	2:34.070	0.000
18	36	FOWLE	1:42.978	36	FOWLE	52.341	18	22	TRUNDLE	2:34.796	2:34.796	0.000
19	69	WHALL	1:43.034	129	JAMES	52.710	19	36	FOWLE	2:35.319	2:35.571	0.252
20	661	HARRIS	1:43.980	661	HARRIS	53.024	20	661	HARRIS	2:37.004		
21												
22												
23												
24												

# BMCRC - MRO Championships 2023 - Rnd 3 @ Snetterton



## DART Motorsport MRO 600 Inc Clubman 600 & GP2 / EVO

### RACE 16 - CLASSIFICATION

POS	NO	CL	PIC NAME	ENTRY	LAPS	TIME	GAP	DIFF	MPH	BEST	ON
1	169		1 Harrison CROSBY	Kawasaki ZXR - Caddy Group	5	12:22.598			71.96	2:26.062	5
2	51		2 Ross CLARKE	Kawasaki ZX600RR - Ross clarke Farriery	5	12:36.570	13.972	13.972	70.63	2:27.304	4
3	31		3 Dylan MELLOR	Kawasaki ZX6-R - BDS Motorcycles	5	12:38.672	16.074	2.102	70.43	2:27.113	4
4	100		4 Craig HOWTON	Kawasaki ZX6R - ME	5	12:44.506	21.908	5.834	69.90	2:28.096	5
5	40	C	1 Henry ROSS	Yamaha R6 -	5	12:45.496	22.898	0.990	69.81	2:26.250	5
6	29	C	2 Aaron DAYKIN	Yamaha R6 - AJB Transport (Hatton) Ltd	5	12:47.626	25.028	2.130	69.61	2:28.313	5
7	87		5 Keith POVAH	Yamaha R6 - @crap.sack give us a follow!	5	12:49.698	27.100	2.072	69.43	2:27.591	5
8	91	C	3 Sam HIRST	Kawasaki 636 - Team Valley Racing	5	12:51.159	28.561	1.461	69.29	2:29.457	5
9	80		6 Morgan CREASEY	Yamaha R6 - Warics Ltd	5	12:57.492	34.894	6.333	68.73	2:32.797	5
10	168	C	4 Aaron DALRYMPLE	Yamaha R6 - Feel That Noise	5	12:57.794	35.196	0.302	68.70	2:29.939	4
11	120	C	5 James GOWER	Yamaha R6 - TeamRubyRacing	5	13:08.855	46.257	11.061	67.74	2:32.415	4
12	36		7 Harry FOWLE	Yamaha R6 - HF Refinishing Racing	5	13:09.253	46.655	0.398	67.71	2:35.571	5
13	35		8 Kai DICKINSON	Kawasaki ZX636 -	5	13:13.287	50.689	4.034	67.36	2:32.769	5
14	22	C	6 Toby TRUNDLE	Yamaha R6 - Harris Motorcycles / A. Harland Race C	5	13:18.185	55.587	4.898	66.95	2:34.796	4
15	129	C	7 David JAMES	Yamaha R6 -	5	13:20.356	57.758	2.171	66.77	2:34.070	5
16	69	C	8 Simon WHALL	Yamaha R6 -	5	13:21.581	58.983	1.225	66.66	2:34.070	5
17	58	C	9 Paul NICHOLAS	Yamaha YZF R6 - CITY DAMP SOLUTIONS LTD	5	13:31.422	1:08.824	9.841	65.86	2:32.843	3

#### NOT CLASSIFIED

DNF	3		Joey LAMBDEN	Kawasaki ZX600 RBF -	3	7:46.594	2 Laps	2 Laps	68.71	2:29.577	3
DNF	14	C	Jack MUIR	Kawasaki ZX636 -	3	7:52.020	2 Laps	5.426	67.92	2:33.999	3
DNF	661	EVO	Cameron HARRIS	Triumph 675R - Harris / Tony Scott Motorsport	1	2:42.702	4 Laps	2 Laps	65.69		
DNF	226		Adam HARTGROVE	Yamaha R6 - adamhartgroveracing	0						
DNF	212		Matt PALLETT	Yamaha R6 - BDA Chartered Architects	0						
DNF	49	EVO	Luke WALLINGTON	Triumph 765 -	0						
DNF	81		Fred McMULLAN	Kawasaki ZX636 - Orwell Motorcycles ipswich	0						

#### FASTEST LAP

169		Harrison CROSBY	Kawasaki ZXR - Caddy Group	5	2:26.062	73.17 mph	117.76 kph
40	C	Henry ROSS	Yamaha R6 -	5	2:26.250	73.08 mph	117.61 kph

Class - 92.5% of Race Speed = 66.56 mph  
 Class C - 92.5% of Race Speed = 64.57 mph

Weather / Track : Rain / Wet

These results are provisional until the conclusion of any judicial and technical matters.

Race Distance: 5 Laps / 14.84 miles

Snetterton 300: 2.9689 miles

Date: 06/05/2023 Start: 17:47 Finish: 18:00

Clerk Of Course :	Stewards :	Timekeeper : Richard Evans
-------------------	------------	----------------------------

Results can be found at [www.tsl-timing.com](http://www.tsl-timing.com)

Printed - 18:02 Saturday, 06 May 2023



# BMCRC - MRO Championships 2023 - Rnd 3 @ Snetterton

## DART Motorsport MRO 600 Inc Clubman 600 & GP2 / EVO

### RACE 16 - STATISTICS

**Competitors Started** 21  
**Planned Start** 2023-05-06 @ 16:00:00.000  
**Actual Start** 2023-05-06 @ 17:47:57.272  
**Finish Time** 2023-05-06 @ 18:00:19.870  
**Track Length** 2.9689mi.  
**Total Laps** 92  
**Total Distance Covered** 273.1398mi.

#### Session Fastest Lap History

NO	CL	NAME	LAP TIME	TIME OF DAY	LAP	VEHICLE
169		Harrison CROSBY	<b>2:28.346</b>	17:52:58.612	2	Kawasaki ZXR
169		Harrison CROSBY	<b>2:28.265</b>	17:55:26.877	3	Kawasaki ZXR
169		Harrison CROSBY	<b>2:26.950</b>	17:57:53.827	4	Kawasaki ZXR
169		Harrison CROSBY	<b>2:26.062</b>	18:00:19.890	5	Kawasaki ZXR

#### Session Leader History

NO	CL	NAME	FROM LAP	LAPS LED	DISTANCE	VEHICLE
169		Harrison CROSBY	1	5	14.84 miles	Kawasaki ZXR

#### Flag History

TYPE	TIME OF DAY
GREEN	17:47:57.272
FINISH	18:00:19.870

#### Flag Statistics

TYPE	COUNT	TOTAL LAPS	TOTAL TIME
Green	1	5	13:54.468
Red	0	0	0.000
Safety Car	0	0	0.000
FCY	0	0	0.000

**BMCRC - MRO Championships 2023 - Rnd 3 @ Snetterton**  
**DART Motorsport MRO 600 Inc Clubman 600 & GP2 / EVO**  
**RACE 16 - STATISTICS**

**CLASS :**

10 Starters

**Fastest Lap History**

NO	NAME	LAP TIME	TIME OF DAY	LAP	VEHICLE
169	Harrison CROSBY	<b>2:28.346</b>	17:52:58.612	2	Kawasaki ZXR
169	Harrison CROSBY	<b>2:28.265</b>	17:55:26.877	3	Kawasaki ZXR
169	Harrison CROSBY	<b>2:26.950</b>	17:57:53.827	4	Kawasaki ZXR
169	Harrison CROSBY	<b>2:26.062</b>	18:00:19.890	5	Kawasaki ZXR

**Leader History**

NO	NAME	FROM LAP	LAPS LED	DISTANCE	VEHICLE
169	Harrison CROSBY	1	5	14.84 miles	Kawasaki ZXR



# BMCRC - MRO Championships 2023 - Rnd 3 @ Snetterton

## DART Motorsport MRO 600 Inc Clubman 600 & GP2 / EVO

### RACE 16 - STATISTICS

CLASS : C

10 Starters

#### Fastest Lap History

NO	NAME	LAP TIME	TIME OF DAY	LAP	VEHICLE
91	Sam HIRST	2:34.205	17:53:14.764	2	Kawasaki 636
29	Aaron DAYKIN	2:32.710	17:53:15.183	2	Yamaha R6
29	Aaron DAYKIN	2:31.946	17:55:47.129	3	Yamaha R6
40	Henry ROSS	2:27.760	17:58:16.539	4	Yamaha R6
40	Henry ROSS	2:26.250	18:00:42.787	5	Yamaha R6

#### Leader History

NO	NAME	FROM LAP	LAPS LED	DISTANCE	VEHICLE
91	Sam HIRST	1	2	5.93 miles	Kawasaki 636
29	Aaron DAYKIN	3	1	2.96 miles	Yamaha R6
40	Henry ROSS	4	2	5.93 miles	Yamaha R6

**BMCRC - MRO Championships 2023 - Rnd 3 @ Snetterton**  
**DART Motorsport MRO 600 Inc Clubman 600 & GP2 / EVO**  
**RACE 16 - STATISTICS**

**CLASS : EVO**

1 Starters

**Leader History**

NO	NAME	FROM LAP	LAPS LED	DISTANCE	VEHICLE
661	Cameron HARRIS	1	1	2.96 miles	Triumph 675R



# BMCRC - MRO Championships 2023 - Rnd 3 @ Snetterton



## DART Motorsport MRO 600 Inc Clubman 600 & GP2 / EVO

### RACE 5 - CLASSIFICATION

POS	NO	CL	PIC NAME	ENTRY	LAPS	TIME	GAP	DIFF	MPH	BEST	ON
1	169		Harrison CROSBY	Kawasaki ZXr - Caddy Group	5	10:07.581			87.95	1:59.335	5
2	36		Harry FOWLE	Yamaha R6 - HF Refinishing Racing	5	10:17.565	9.984	9.984	86.53	2:00.629	5
3	40	C	Henry ROSS	Yamaha R6 -	5	10:17.667	10.086	0.102	86.51	2:00.242	5
4	52		Kam DIXON	Kawasaki ZX636 - Delicious Race Wear	5	10:19.079	11.498	1.412	86.32	1:59.454	5
5	80		Morgan CREASEY	Yamaha R6 - Warics Ltd	5	10:24.532	16.951	5.453	85.56	2:01.776	4
6	96		Jack KIRSCH	Kawasaki ZX636 - RD Racing	5	10:24.943	17.362	0.411	85.51	2:01.442	4
7	31		Dylan MELLOR	Kawasaki ZX6-R - BDS Motorcycles	5	10:24.968	17.387	0.025	85.50	2:02.564	4
8	49	EVO	Luke WALLINGTON	Triumph 765 -	5	10:25.010	17.429	0.042	85.50	2:01.738	4
9	661	EVO	Cameron HARRIS	Triumph 675R - Harris / Tony Scott Motorsport	5	10:25.264	17.683	0.254	85.46	2:02.982	4
10	87		Keith POVAH	Yamaha R6 - @crap.sack give us a follow!	5	10:30.955	23.374	5.691	84.69	2:03.537	4
11	30		Lewis JONES	Yamaha R6 - 151 s	5	10:31.063	23.482	0.108	84.68	2:02.163	4
12	91	C	Sam HIRST	Kawasaki 636 - Team Valley Racing	5	10:32.225	24.644	1.162	84.52	2:03.565	5
13	779	C	Terry BRIAN	Yamaha R6 - Two Techs Renault Specialist	5	10:34.371	26.790	2.146	84.24	2:03.229	5
14	100		Craig HOWTON	Kawasaki ZX6R - ME	5	10:36.063	28.482	1.692	84.01	2:04.181	5
15	3		Joey LAMBDEN	Kawasaki ZX600 RBF -	5	10:36.222	28.641	0.159	83.99	2:04.445	5
16	81		Fred McMULLAN	Kawasaki ZX636 - Orwell Motorcycles Ipswich	5	10:37.907	30.326	1.685	83.77	2:04.333	4
17	35		Kai DICKINSON	Kawasaki ZX636 -	5	10:38.171	30.590	0.264	83.73	2:04.539	4
18	212		Matt PALLETT	Yamaha R6 - BDA Chartered Architects	5	10:38.312	30.731	0.141	83.72	2:04.704	3
19	29	C	Aaron DAYKIN	Yamaha R6 - AJB Transport (Hatton) Ltd	5	10:38.398	30.817	0.086	83.71	2:04.366	5
20	168	C	Aaron DALRYMPLE	Yamaha R6 - Feel That Noise	5	10:38.884	31.303	0.486	83.64	2:04.531	5
21	22	C	Toby TRUNDLE	Yamaha R6 - Harris Motorcycles / A. Harland Race C	5	10:44.545	36.964	5.661	82.91	2:05.873	5
22	58	C	Paul NICHOLAS	Yamaha YZF R6 - CITY DAMP SOLUTIONS LTD	5	11:04.204	56.623	19.659	80.45	2:10.267	4
23	129	C	David JAMES	Yamaha R6 -	5	11:04.326	56.745	0.122	80.44	2:10.451	3
24	120	C	James GOWER	Yamaha R6 - TeamRubyRacing	5	11:17.607	1:10.026	13.281	78.86	2:13.150	3
25	69	C	Simon WHALL	Yamaha R6 -	5	11:24.059	1:16.478	6.452	78.12	2:14.490	2
26	27	C	Timothy PETTS	Triumph Daytona 675 - Norfolk Triumph Racing Tear	5	11:45.834	1:38.253	21.775	75.71	2:17.730	2

#### NOT CLASSIFIED

DNF	39	C	Aaron MONK	Kawasaki NINJA 636 - flyaspitfire.co.uk	3	6:35.885	2 Laps	2 Laps	80.99	2:07.367	3
DNF	51		Ross CLARKE	Kawasaki ZX600RR - Ross clarke Farriery	1	2:11.038	4 Laps	2 Laps	81.56		

#### FASTEST LAP

169			Harrison CROSBY	Kawasaki ZXr - Caddy Group	5	1:59.335			89.56 mph	144.13 kph
40	C		Henry ROSS	Yamaha R6 -	5	2:00.242			88.88 mph	143.05 kph
49	EVO		Luke WALLINGTON	Triumph 765 -	4	2:01.738			87.79 mph	141.29 kph

Class - 92.5% of Race Speed = 81.35 mph  
 Class C - 92.5% of Race Speed = 80.02 mph  
 Class EVO - 92.5% of Race Speed = 79.08 mph

Weather / Track : Cloudy / Dry

These results are provisional until the conclusion of any judicial and technical matters.

Race Distance: 5 Laps / 14.84 miles

Snetterton 300: 2.9689 miles

Date: 07/05/2023 Start: 12:03 Finish: 12:13

Clerk Of Course :	Stewards :	Timekeeper : Richard Evans
-------------------	------------	----------------------------

Results can be found at [www.tsl-timing.com](http://www.tsl-timing.com)

Printed - 12:15 Sunday, 07 May 2023



# BMCRC - MRO Championships 2023 - Rnd 3 @ Snetterton

## DART Motorsport MRO 600 Inc Clubman 600 & GP2 / EVO

### RACE 5 - LAP CHART

#### LAP 1 @ 12:05:54.371

NO	BEHIND	LAP TIME
169		2:07.143
87	3.327	2:10.470
40	3.700	2:10.843
31	3.765	2:10.908
51	3.895	2:11.038
661	4.116	2:11.259
36	4.388	2:11.531
91	5.359	2:12.502
49	5.643	2:12.786
80	6.312	2:13.455
100	6.391	2:13.534
52	6.959	2:14.102
3	7.420	2:14.563
29	7.919	2:15.062
96	8.561	2:15.704
212	8.989	2:16.132
35	9.544	2:16.687
168	9.980	2:17.123
30	10.041	2:17.184
779	10.390	2:17.533
81	10.717	2:17.860
22	11.644	2:18.787
39	12.950	2:20.093
129	13.713	2:20.856
58	14.086	2:21.229
69	14.836	2:21.979
120	15.732	2:22.875
27	16.893	2:24.036

#### LAP 2 @ 12:07:54.613

NO	BEHIND	LAP TIME
169		2:00.242
40	7.126	2:03.668
36	7.303	2:03.157
661	8.076	2:04.202
31	8.767	2:05.244
49	10.043	2:04.642
80	10.352	2:04.282
52	10.426	2:03.709
91	11.050	2:05.933
87	11.239	2:08.154
96	11.500	2:03.181
100	13.191	2:07.042
3	13.873	2:06.695
29	14.179	2:06.502
212	14.745	2:05.998
779	15.388	2:05.240
30	15.740	2:05.941
35	15.766	2:06.464
81	16.442	2:05.967
168	17.457	2:07.719
22	18.943	2:07.541
39	21.133	2:08.425
129	24.734	2:11.263
58	25.056	2:11.212
69	29.084	2:14.490
120	29.342	2:13.852
27	34.381	2:17.730

#### LAP 3 @ 12:09:54.850

NO	BEHIND	LAP TIME
169		2:00.237

36	8.066	2:01.000	49	17.429	2:02.760
40	8.372	2:01.483	661	17.683	2:03.444
661	11.216	2:03.377	87	23.374	2:04.107
31	11.767	2:03.237	30	23.482	2:02.324
52	11.900	2:01.711	91	24.644	2:03.565
80	12.554	2:02.439	779	26.790	2:03.229
49	12.890	2:03.084	100	28.482	2:04.181
96	13.482	2:02.219	3	28.641	2:04.445
87	15.689	2:04.687	81	30.326	2:04.792
91	16.365	2:05.552	35	30.590	2:04.561
3	18.416	2:04.780	212	30.731	2:06.195
100	18.688	2:05.734	29	30.817	2:04.366
30	18.954	2:03.451	168	31.303	2:04.531
29	19.048	2:05.106	22	36.964	2:05.873
212	19.212	2:04.704	58	56.623	2:10.495
779	19.623	2:04.472	129	56.745	2:11.203
81	21.160	2:04.955	120	1:10.026	2:14.235
35	21.449	2:05.920	69	1:16.478	2:15.980
168	21.811	2:04.591	27	1:38.253	2:21.985
22	24.782	2:06.076			
39	28.263	2:07.367			
129	34.948	2:10.451			
58	35.820	2:11.001			
120	42.255	2:13.150			
69	44.106	2:15.259			
27	53.772	2:19.628			

#### LAP 4 @ 12:11:55.474

NO	BEHIND	LAP TIME
169		2:00.624
36	8.690	2:01.248
40	9.179	2:01.431
52	11.379	2:00.103
661	13.574	2:02.982
80	13.706	2:01.776
31	13.707	2:02.564
49	14.004	2:01.738
96	14.300	2:01.442
87	18.602	2:03.537
91	20.414	2:04.673
30	20.493	2:02.163
779	22.896	2:03.897
3	23.531	2:05.739
100	23.636	2:05.572
212	23.871	2:05.283
81	24.869	2:04.333
35	25.364	2:04.539
29	25.786	2:07.362
168	26.107	2:04.920
22	30.426	2:06.268
129	44.877	2:10.553
58	45.463	2:10.267
120	55.126	2:13.495
69	59.833	2:16.351
27	1:15.603	2:22.455

#### LAP 5 @ 12:13:54.809

NO	BEHIND	LAP TIME
169		1:59.335
36	9.984	2:00.629
40	10.086	2:00.242
52	11.498	1:59.454
80	16.951	2:02.580
96	17.362	2:02.397
31	17.387	2:03.015

# BMCRC - MRO Championships 2023 - Rnd 3 @ Snetterton

## DART Motorsport MRO 600 Inc Clubman 600 & GP2 / EVO

### RACE 5 - POSITION CHART

No	Name	Lap	1	2	3	4	5
		Pos					
169	CROSBY	1	169	169	169	169	169
40	ROSS	2	87	40	36	36	36
31	MELLOR	3	40	36	40	40	40
51	CLARKE	4	31	661	661	52	52
87	POVAH	5	51	31	31	661	80
100	HOWTON	6	661	49	52	80	96
29	DAYKIN	7	36	80	80	31	31
91	HIRST	8	91	52	49	49	49
3	LAMB DEN	9	49	91	96	96	661
168	DALRYMPLE	10	80	87	87	87	87
120	GOWER	11	100	96	91	91	30
35	DICKINSON	12	52	100	3	30	91
212	PALLET	13	3	3	100	779	779
80	CREASEY	14	29	29	30	3	100
58	NICHOLAS	15	96	212	29	100	3
661	HARRIS	16	212	779	212	212	81
129	JAMES	17	35	30	779	81	35
69	WHALL	18	168	35	81	35	212
22	TRUNDLE	19	30	81	35	29	29
36	FOWLE	20	779	168	168	168	168
49	WALLINGTON	21	81	22	22	22	22
81	McMULLAN	22	22	39	39	129	58
52	DIXON	23	39	129	129	58	129
96	KIRSCH	24	129	58	58	120	120
779	BRIAN	25	58	69	120	69	69
30	JONES	26	69	120	69	27	27
39	MONK	27	120	27	27		
27	PETTS	28	27				

# BMCRC - MRO Championships 2023 - Rnd 3 @ Snetterton

## DART Motorsport MRO 600 Inc Clubman 600 & GP2 / EVO

### RACE 5 - SECTOR ANALYSIS



SECTOR 1 = FL to I1, SECTOR 2 = I1 to FL, DIFF = Difference To Personal Best Lap, P = Crossed Finish Line in Pit Lane, D = Time Disallowed

P1 169		Harrison CROSBY		Kawasaki ZXR - Caddy Group		
IDEAL LAP TIME : 1:59.335		BEST LAP TIME : 1:59.335		DIFFERENCE : 0.000		
LAP	SECTOR 1	SECTOR 2	LAP TIME	MPH	DIFF	TIME OF DAY
1 -		40.922	2:07.143	84.06	7.808	12:05:54.371
2 -	1:19.932	40.310	2:00.242 (3)	88.88	0.907	12:07:54.613
3 -	1:19.856	40.381	2:00.237 (2)	88.89	0.902	12:09:54.850
4 -	1:19.426	41.198	2:00.624	88.60	1.289	12:11:55.474
5 -	<b>1:19.233</b>	<b>40.102</b>	<b>1:59.335 (1)</b>	<b>89.56</b>		<b>12:13:54.809</b>

P2 36		Harry FOWLE		Yamaha R6 - HF Refinishing Racing		
IDEAL LAP TIME : 2:00.629		BEST LAP TIME : 2:00.629		DIFFERENCE : 0.000		
LAP	SECTOR 1	SECTOR 2	LAP TIME	MPH	DIFF	TIME OF DAY
1 -		40.827	2:11.531	81.25	10.902	12:05:58.759
2 -	1:22.717	40.440	2:03.157	86.78	2.528	12:08:01.916
3 -	1:20.580	40.420	2:01.000 (2)	88.33	0.371	12:10:02.916
4 -	1:21.004	40.244	2:01.248 (3)	88.15	0.619	12:12:04.164
5 -	<b>1:20.456</b>	<b>40.173</b>	<b>2:00.629 (1)</b>	<b>88.60</b>		<b>12:14:04.793</b>

P3 40 C		Henry ROSS		Yamaha R6 -		
IDEAL LAP TIME : 2:00.242		BEST LAP TIME : 2:00.242		DIFFERENCE : 0.000		
LAP	SECTOR 1	SECTOR 2	LAP TIME	MPH	DIFF	TIME OF DAY
1 -		42.216	2:10.843	81.68	10.601	12:05:58.071
2 -	1:22.854	40.814	2:03.668	86.42	3.426	12:08:01.739
3 -	1:21.160	40.323	2:01.483 (3)	87.98	1.241	12:10:03.222
4 -	1:21.261	40.170	2:01.431 (2)	88.01	1.189	12:12:04.653
5 -	<b>1:20.339</b>	<b>39.903</b>	<b>2:00.242 (1)</b>	<b>88.88</b>		<b>12:14:04.895</b>

P4 52		Kam DIXON		Kawasaki ZX636 - Delicious Race Wear		
IDEAL LAP TIME : 1:59.454		BEST LAP TIME : 1:59.454		DIFFERENCE : 0.000		
LAP	SECTOR 1	SECTOR 2	LAP TIME	MPH	DIFF	TIME OF DAY
1 -		41.236	2:14.102	79.70	14.648	12:06:01.330
2 -	1:21.856	41.853	2:03.709	86.39	4.255	12:08:05.039
3 -	1:21.481	40.230	2:01.711 (3)	87.81	2.257	12:10:06.750
4 -	1:20.031	40.072	2:00.103 (2)	88.99	0.649	12:12:06.853
5 -	<b>1:19.595</b>	<b>39.859</b>	<b>1:59.454 (1)</b>	<b>89.47</b>		<b>12:14:06.307</b>

P5 80		Morgan CREASEY		Yamaha R6 - Warics Ltd		
IDEAL LAP TIME : 2:01.776		BEST LAP TIME : 2:01.776		DIFFERENCE : 0.000		
LAP	SECTOR 1	SECTOR 2	LAP TIME	MPH	DIFF	TIME OF DAY
1 -		41.899	2:13.455	80.08	11.679	12:06:00.683
2 -	1:22.102	42.180	2:04.282	85.99	2.506	12:08:04.965
3 -	1:21.514	40.925	2:02.439 (2)	87.29	0.663	12:10:07.404
4 -	<b>1:21.264</b>	<b>40.512</b>	<b>2:01.776 (1)</b>	<b>87.76</b>		<b>12:12:09.180</b>
5 -	1:21.750	40.830	2:02.580 (3)	87.19	0.804	12:14:11.760

P6 96		Jack KIRSCH		Kawasaki ZX636 - RD Racing		
IDEAL LAP TIME : 2:01.409		BEST LAP TIME : 2:01.442		DIFFERENCE : 0.033		
LAP	SECTOR 1	SECTOR 2	LAP TIME	MPH	DIFF	TIME OF DAY
1 -		42.450	2:15.704	78.76	14.262	12:06:02.932
2 -	1:21.837	41.344	2:03.181	86.76	1.739	12:08:06.113
3 -	1:21.686	<b>40.533</b>	2:02.219 (2)	87.45	0.777	12:10:08.332
4 -	<b>1:20.876</b>	40.566	<b>2:01.442 (1)</b>	<b>88.00</b>		<b>12:12:09.774</b>
5 -	1:21.242	41.155	2:02.397 (3)	87.32	0.955	12:14:12.171

# BMCRC - MRO Championships 2023 - Rnd 3 @ Snetterton

## DART Motorsport MRO 600 Inc Clubman 600 & GP2 / EVO

### RACE 5 - SECTOR ANALYSIS



SECTOR 1 = FL to I1, SECTOR 2 = I1 to FL, DIFF = Difference To Personal Best Lap, P = Crossed Finish Line in Pit Lane, D = Time Disallowed

<b>P7 31</b>		<b>Dylan MELLOR</b>		Kawasaki ZX6-R - BDS Motorcycles		
IDEAL LAP TIME : 2:02.564		BEST LAP TIME : 2:02.564		DIFFERENCE : 0.000		
LAP	SECTOR 1	SECTOR 2	LAP TIME	MPH	DIFF	TIME OF DAY
1 -		42.306	2:10.908	81.64	8.344	12:05:58.136
2 -	1:23.804	41.440	2:05.244	85.33	2.680	12:08:03.380
3 -	1:21.621	41.616	2:03.237 (3)	86.72	0.673	12:10:06.617
<b>4 -</b>	<b>1:21.441</b>	<b>41.123</b>	<b>2:02.564 (1)</b>	<b>87.20</b>		<b>12:12:09.181</b>
5 -	1:21.850	41.165	2:03.015 (2)	86.88	0.451	12:14:12.196

<b>P8 49 EVO</b>		<b>Luke WALLINGTON</b>		Triumph 765 -		
IDEAL LAP TIME : 2:01.738		BEST LAP TIME : 2:01.738		DIFFERENCE : 0.000		
LAP	SECTOR 1	SECTOR 2	LAP TIME	MPH	DIFF	TIME OF DAY
1 -		41.450	2:12.786	80.49	11.048	12:06:00.014
2 -	1:22.622	42.020	2:04.642	85.75	2.904	12:08:04.656
3 -	1:22.369	40.715	2:03.084 (3)	86.83	1.346	12:10:07.740
<b>4 -</b>	<b>1:21.415</b>	<b>40.323</b>	<b>2:01.738 (1)</b>	<b>87.79</b>		<b>12:12:09.478</b>
5 -	1:22.259	40.501	2:02.760 (2)	87.06	1.022	12:14:12.238

<b>P9 661 EVO</b>		<b>Cameron HARRIS</b>		Triumph 675R - Harris / Tony Scott Motorsport		
IDEAL LAP TIME : 2:02.982		BEST LAP TIME : 2:02.982		DIFFERENCE : 0.000		
LAP	SECTOR 1	SECTOR 2	LAP TIME	MPH	DIFF	TIME OF DAY
1 -		41.724	2:11.259	81.42	8.277	12:05:58.487
2 -	1:22.964	41.238	2:04.202	86.05	1.220	12:08:02.689
3 -	1:21.994	41.383	2:03.377 (2)	86.62	0.395	12:10:06.066
<b>4 -</b>	<b>1:21.876</b>	<b>41.106</b>	<b>2:02.982 (1)</b>	<b>86.90</b>		<b>12:12:09.048</b>
5 -	1:22.225	41.219	2:03.444 (3)	86.58	0.462	12:14:12.492

<b>P10 87</b>		<b>Keith POVAH</b>		Yamaha R6 - @crap.sack give us a follow!		
IDEAL LAP TIME : 2:03.438		BEST LAP TIME : 2:03.537		DIFFERENCE : 0.099		
LAP	SECTOR 1	SECTOR 2	LAP TIME	MPH	DIFF	TIME OF DAY
1 -		41.969	2:10.470	81.91	6.933	12:05:57.698
2 -	1:25.932	42.222	2:08.154	83.40	4.617	12:08:05.852
3 -	1:23.472	<b>41.215</b>	2:04.687 (3)	85.71	1.150	12:10:10.539
<b>4 -</b>	<b>1:22.223</b>	41.314	<b>2:03.537 (1)</b>	<b>86.51</b>		<b>12:12:14.076</b>
5 -	1:22.704	41.403	2:04.107 (2)	86.11	0.570	12:14:18.183

<b>P11 30</b>		<b>Lewis JONES</b>		Yamaha R6 - 151 s		
IDEAL LAP TIME : 2:02.163		BEST LAP TIME : 2:02.163		DIFFERENCE : 0.000		
LAP	SECTOR 1	SECTOR 2	LAP TIME	MPH	DIFF	TIME OF DAY
1 -		42.989	2:17.184	77.91	15.021	12:06:04.412
2 -	1:23.262	42.679	2:05.941	84.86	3.778	12:08:10.353
3 -	1:21.817	41.634	2:03.451 (3)	86.57	1.288	12:10:13.804
<b>4 -</b>	<b>1:21.060</b>	<b>41.103</b>	<b>2:02.163 (1)</b>	<b>87.49</b>		<b>12:12:15.967</b>
5 -	1:21.198	41.126	2:02.324 (2)	87.37	0.161	12:14:18.291

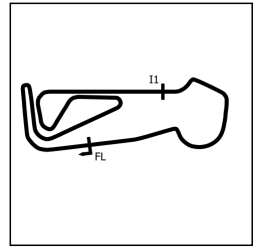
<b>P12 91 C</b>		<b>Sam HIRST</b>		Kawasaki 636 - Team Valley Racing		
IDEAL LAP TIME : 2:03.565		BEST LAP TIME : 2:03.565		DIFFERENCE : 0.000		
LAP	SECTOR 1	SECTOR 2	LAP TIME	MPH	DIFF	TIME OF DAY
1 -		41.661	2:12.502	80.66	8.937	12:05:59.730
2 -	1:23.700	42.233	2:05.933	84.87	2.368	12:08:05.663
3 -	1:23.615	41.937	2:05.552 (3)	85.12	1.987	12:10:11.215
4 -	1:22.945	41.728	2:04.673 (2)	85.72	1.108	12:12:15.888
<b>5 -</b>	<b>1:22.364</b>	<b>41.201</b>	<b>2:03.565 (1)</b>	<b>86.49</b>		<b>12:14:19.453</b>



# BMCRC - MRO Championships 2023 - Rnd 3 @ Snetterton

## DART Motorsport MRO 600 Inc Clubman 600 & GP2 / EVO

### RACE 5 - SECTOR ANALYSIS



SECTOR 1 = FL to I1, SECTOR 2 = I1 to FL, DIFF = Difference To Personal Best Lap, P = Crossed Finish Line in Pit Lane, D = Time Disallowed

P13 779 C Terry BRIAN		Yamaha R6 - Two Techs Renault Specialist				
IDEAL LAP TIME : 2:03.121		BEST LAP TIME : 2:03.229		DIFFERENCE : 0.108		
LAP	SECTOR 1	SECTOR 2	LAP TIME	MPH	DIFF	TIME OF DAY
1 -		42.956	2:17.533	77.71	14.304	12:06:04.761
2 -	1:22.774	42.466	2:05.240	85.34	2.011	12:08:10.001
3 -	1:22.616	41.856	2:04.472 (3)	85.86	1.243	12:10:14.473
4 -	1:22.657	<b>41.240</b>	2:03.897 (2)	86.26	0.668	12:12:18.370
5 -	<b>1:21.881</b>	41.348	<b>2:03.229 (1)</b>	<b>86.73</b>		<b>12:14:21.599</b>

P14 100 Craig HOWTON		Kawasaki ZX6R - ME				
IDEAL LAP TIME : 2:04.181		BEST LAP TIME : 2:04.181		DIFFERENCE : 0.000		
LAP	SECTOR 1	SECTOR 2	LAP TIME	MPH	DIFF	TIME OF DAY
1 -		42.350	2:13.534	80.04	9.353	12:06:00.762
2 -	1:24.675	42.367	2:07.042	84.13	2.861	12:08:07.804
3 -	1:23.768	41.966	2:05.734 (3)	85.00	1.553	12:10:13.538
4 -	1:23.768	41.804	2:05.572 (2)	85.11	1.391	12:12:19.110
5 -	<b>1:23.277</b>	<b>40.904</b>	<b>2:04.181 (1)</b>	<b>86.06</b>		<b>12:14:23.291</b>

P15 3 Joey LAMBDEN		Kawasaki ZX600 RBF -				
IDEAL LAP TIME : 2:04.422		BEST LAP TIME : 2:04.445		DIFFERENCE : 0.023		
LAP	SECTOR 1	SECTOR 2	LAP TIME	MPH	DIFF	TIME OF DAY
1 -		42.811	2:14.563	79.42	10.118	12:06:01.791
2 -	1:23.800	42.895	2:06.695	84.36	2.250	12:08:08.486
3 -	1:23.134	<b>41.646</b>	2:04.780 (2)	85.65	0.335	12:10:13.266
4 -	1:23.775	41.964	2:05.739 (3)	85.00	1.294	12:12:19.005
5 -	<b>1:22.776</b>	41.669	<b>2:04.445 (1)</b>	<b>85.88</b>		<b>12:14:23.450</b>

P16 81 Fred McMULLAN		Kawasaki ZX636 - Orwell Motorcycles ipswich				
IDEAL LAP TIME : 2:04.231		BEST LAP TIME : 2:04.333		DIFFERENCE : 0.102		
LAP	SECTOR 1	SECTOR 2	LAP TIME	MPH	DIFF	TIME OF DAY
1 -		42.897	2:17.860	77.52	13.527	12:06:05.088
2 -	1:23.785	42.182	2:05.967	84.84	1.634	12:08:11.055
3 -	1:22.652	42.303	2:04.955 (3)	85.53	0.622	12:10:16.010
4 -	<b>1:22.580</b>	41.753	<b>2:04.333 (1)</b>	<b>85.96</b>		<b>12:12:20.343</b>
5 -	1:23.141	<b>41.651</b>	2:04.792 (2)	85.64	0.459	12:14:25.135

P17 35 Kai DICKINSON		Kawasaki ZX636 -				
IDEAL LAP TIME : 2:04.465		BEST LAP TIME : 2:04.539		DIFFERENCE : 0.074		
LAP	SECTOR 1	SECTOR 2	LAP TIME	MPH	DIFF	TIME OF DAY
1 -		42.959	2:16.687	78.19	12.148	12:06:03.915
2 -	1:23.626	42.838	2:06.464	84.51	1.925	12:08:10.379
3 -	1:23.181	42.739	2:05.920 (3)	84.87	1.381	12:10:16.299
4 -	1:22.784	<b>41.755</b>	<b>2:04.539 (1)</b>	<b>85.82</b>		<b>12:12:20.838</b>
5 -	<b>1:22.710</b>	41.851	2:04.561 (2)	85.80	0.022	12:14:25.399

P18 212 Matt PALLETT		Yamaha R6 - BDA Chartered Architects				
IDEAL LAP TIME : 2:04.519		BEST LAP TIME : 2:04.704		DIFFERENCE : 0.185		
LAP	SECTOR 1	SECTOR 2	LAP TIME	MPH	DIFF	TIME OF DAY
1 -		43.184	2:16.132	78.51	11.428	12:06:03.360
2 -	1:23.208	42.790	2:05.998 (3)	84.82	1.294	12:08:09.358
3 -	<b>1:22.837</b>	41.867	<b>2:04.704 (1)</b>	<b>85.70</b>		<b>12:10:14.062</b>
4 -	1:23.601	<b>41.682</b>	2:05.283 (2)	85.31	0.579	12:12:19.345
5 -	1:23.950	42.245	2:06.195	84.69	1.491	12:14:25.540

# BMCRC - MRO Championships 2023 - Rnd 3 @ Snetterton

## DART Motorsport MRO 600 Inc Clubman 600 & GP2 / EVO

### RACE 5 - SECTOR ANALYSIS



SECTOR 1 = FL to I1, SECTOR 2 = I1 to FL, DIFF = Difference To Personal Best Lap, P = Crossed Finish Line in Pit Lane, D = Time Disallowed

<b>P19 29 C</b>		<b>Aaron DAYKIN</b>		Yamaha R6 - AJB Transport (Hatton) Ltd		
IDEAL LAP TIME : 2:04.328		BEST LAP TIME : 2:04.366		DIFFERENCE : 0.038		
LAP	SECTOR 1	SECTOR 2	LAP TIME	MPH	DIFF	TIME OF DAY
1 -		42.309	2:15.062	79.13	10.696	12:06:02.290
2 -	1:23.462	43.040	2:06.502 (3)	84.48	2.136	12:08:08.792
3 -	1:23.146	<b>41.960</b>	2:05.106 (2)	85.43	0.740	12:10:13.898
4 -	1:23.946	43.416	2:07.362	83.91	2.996	12:12:21.260
5 -	<b>1:22.368</b>	41.998	<b>2:04.366 (1)</b>	<b>85.94</b>		<b>12:14:25.626</b>

<b>P20 168 C</b>		<b>Aaron DALRYMPLE</b>		Yamaha R6 - Feel That Noise		
IDEAL LAP TIME : 2:04.359		BEST LAP TIME : 2:04.531		DIFFERENCE : 0.172		
LAP	SECTOR 1	SECTOR 2	LAP TIME	MPH	DIFF	TIME OF DAY
1 -		43.147	2:17.123	77.94	12.592	12:06:04.351
2 -	1:25.560	42.159	2:07.719	83.68	3.188	12:08:12.070
3 -	1:23.288	<b>41.303</b>	2:04.591 (2)	85.78	0.060	12:10:16.661
4 -	<b>1:23.056</b>	41.864	2:04.920 (3)	85.55	0.389	12:12:21.581
5 -	1:23.211	41.320	<b>2:04.531 (1)</b>	<b>85.82</b>		<b>12:14:26.112</b>

<b>P21 22 C</b>		<b>Toby TRUNDLE</b>		Yamaha R6 - Harris Motorcycles / A. Harland Race Services		
IDEAL LAP TIME : 2:05.873		BEST LAP TIME : 2:05.873		DIFFERENCE : 0.000		
LAP	SECTOR 1	SECTOR 2	LAP TIME	MPH	DIFF	TIME OF DAY
1 -		42.980	2:18.787	77.01	12.914	12:06:06.015
2 -	1:24.811	42.730	2:07.541	83.80	1.668	12:08:13.556
3 -	1:23.649	42.427	2:06.076 (2)	84.77	0.203	12:10:19.632
4 -	1:23.580	42.688	2:06.268 (3)	84.64	0.395	12:12:25.900
5 -	<b>1:23.497</b>	<b>42.376</b>	<b>2:05.873 (1)</b>	<b>84.91</b>		<b>12:14:31.773</b>

<b>P22 58 C</b>		<b>Paul NICHOLAS</b>		Yamaha YZF R6 - CITY DAMP SOLUTIONS LTD		
IDEAL LAP TIME : 2:10.034		BEST LAP TIME : 2:10.267		DIFFERENCE : 0.233		
LAP	SECTOR 1	SECTOR 2	LAP TIME	MPH	DIFF	TIME OF DAY
1 -		<b>43.348</b>	2:21.229	75.67	10.962	12:06:08.457
2 -	1:27.068	44.144	2:11.212	81.45	0.945	12:08:19.669
3 -	1:27.244	43.757	2:11.001 (3)	81.58	0.734	12:10:30.670
4 -	<b>1:26.686</b>	43.581	<b>2:10.267 (1)</b>	<b>82.04</b>		<b>12:12:40.937</b>
5 -	1:26.943	43.552	2:10.495 (2)	81.90	0.228	12:14:51.432

<b>P23 129 C</b>		<b>David JAMES</b>		Yamaha R6 -		
IDEAL LAP TIME : 2:10.375		BEST LAP TIME : 2:10.451		DIFFERENCE : 0.076		
LAP	SECTOR 1	SECTOR 2	LAP TIME	MPH	DIFF	TIME OF DAY
1 -		44.731	2:20.856	75.87	10.405	12:06:08.084
2 -	1:26.932	44.331	2:11.263	81.42	0.812	12:08:19.347
3 -	<b>1:26.484</b>	43.967	<b>2:10.451 (1)</b>	<b>81.93</b>		<b>12:10:29.798</b>
4 -	1:26.662	<b>43.891</b>	2:10.553 (2)	81.86	0.102	12:12:40.351
5 -	1:26.745	44.458	2:11.203 (3)	81.46	0.752	12:14:51.554

<b>P24 120 C</b>		<b>James GOWER</b>		Yamaha R6 - TeamRubyRacing		
IDEAL LAP TIME : 2:13.105		BEST LAP TIME : 2:13.150		DIFFERENCE : 0.045		
LAP	SECTOR 1	SECTOR 2	LAP TIME	MPH	DIFF	TIME OF DAY
1 -		<b>44.532</b>	2:22.875	74.80	9.725	12:06:10.103
2 -	1:29.247	44.605	2:13.852 (3)	79.84	0.702	12:08:23.955
3 -	<b>1:28.573</b>	44.577	<b>2:13.150 (1)</b>	<b>80.27</b>		<b>12:10:37.105</b>
4 -	1:28.676	44.819	2:13.495 (2)	80.06	0.345	12:12:50.600
5 -	1:29.179	45.056	2:14.235	79.62	1.085	12:15:04.835

# BMCRC - MRO Championships 2023 - Rnd 3 @ Snetterton

## DART Motorsport MRO 600 Inc Clubman 600 & GP2 / EVO

### RACE 5 - SECTOR ANALYSIS



SECTOR 1 = FL to I1, SECTOR 2 = I1 to FL, DIFF = Difference To Personal Best Lap, P = Crossed Finish Line in Pit Lane, D = Time Disallowed

<b>P25 69 C</b>		<b>Simon WHALL</b>		Yamaha R6 -		
IDEAL LAP TIME : 2:13.287		BEST LAP TIME : 2:14.490		DIFFERENCE : 1.203		
LAP	SECTOR 1	SECTOR 2	LAP TIME	MPH	DIFF	TIME OF DAY
1 -		<b>43.705</b>	2:21.979	75.27	7.489	12:06:09.207
2 -	<b>1:29.582</b>	44.908	<b>2:14.490 (1)</b>	<b>79.47</b>		<b>12:08:23.697</b>
3 -	1:29.911	45.348	2:15.259 (2)	79.01	0.769	12:10:38.956
4 -	1:31.698	44.653	2:16.351	78.38	1.861	12:12:55.307
5 -	1:31.268	44.712	2:15.980 (3)	78.60	1.490	12:15:11.287

<b>P26 27 C</b>		<b>Timothy PETTS</b>		Triumph Daytona 675 - Norfolk Triumph Racing Team		
IDEAL LAP TIME : 2:16.592		BEST LAP TIME : 2:17.730		DIFFERENCE : 1.138		
LAP	SECTOR 1	SECTOR 2	LAP TIME	MPH	DIFF	TIME OF DAY
1 -		<b>44.725</b>	2:24.036	74.20	6.306	12:06:11.264
2 -	<b>1:31.867</b>	45.863	<b>2:17.730 (1)</b>	<b>77.60</b>		<b>12:08:28.994</b>
3 -	1:33.271	46.357	2:19.628 (2)	76.54	1.898	12:10:48.622
4 -	1:35.032	47.423	2:22.455	75.02	4.725	12:13:11.077
5 -	1:34.837	47.148	2:21.985 (3)	75.27	4.255	12:15:33.062

<b>P27 39 C</b>		<b>Aaron MONK</b>		Kawasaki NINJA 636 - flyaspitfire.co.uk		
IDEAL LAP TIME : 2:07.367		BEST LAP TIME : 2:07.367		DIFFERENCE : 0.000		
LAP	SECTOR 1	SECTOR 2	LAP TIME	MPH	DIFF	TIME OF DAY
1 -		43.582	2:20.093	76.29	12.726	12:06:07.321
2 -	1:25.254	43.171	2:08.425 (2)	83.22	1.058	12:08:15.746
3 -	<b>1:24.493</b>	<b>42.874</b>	<b>2:07.367 (1)</b>	<b>83.91</b>		<b>12:10:23.113</b>

<b>P28 51</b>		<b>Ross CLARKE</b>		Kawasaki ZX600RR - Ross clarke Farriery		
IDEAL LAP TIME : 2:05.673		BEST LAP TIME :		DIFFERENCE :		
LAP	SECTOR 1	SECTOR 2	LAP TIME	MPH	DIFF	TIME OF DAY
1 -		<b>41.638</b>	2:11.038	81.56		12:05:58.266

# BMCRC - MRO Championships 2023 - Rnd 3 @ Snetterton

## DART Motorsport MRO 600 Inc Clubman 600 & GP2 / EVO

### RACE 5 - BEST SECTORS

SECTOR 1			SECTOR 2			IDEAL / BEST COMPARISON						
POS	NO	NAME	TIME	NO	NAME	TIME	POS	NO	NAME	IDEAL	BEST	DIFF
									<b>PERFECT LAP</b>	<b>1:59.092</b>		
1	169	CROSBY	1:19.233	52	DIXON	39.859	1	169	CROSBY	1:59.335	1:59.335	0.000
2	52	DIXON	1:19.595	40	ROSS	39.903	2	52	DIXON	1:59.454	1:59.454	0.000
3	40	ROSS	1:20.339	169	CROSBY	40.102	3	40	ROSS	2:00.242	2:00.242	0.000
4	36	FOWLE	1:20.456	36	FOWLE	40.173	4	36	FOWLE	2:00.629	2:00.629	0.000
5	96	KIRSCH	1:20.876	49	WALLINGTON	40.323	5	96	KIRSCH	2:01.409	2:01.442	0.033
6	30	JONES	1:21.060	80	CREASEY	40.512	6	49	WALLINGTON	2:01.738	2:01.738	0.000
7	80	CREASEY	1:21.264	96	KIRSCH	40.533	7	80	CREASEY	2:01.776	2:01.776	0.000
8	49	WALLINGTON	1:21.415	100	HOWTON	40.904	8	30	JONES	2:02.163	2:02.163	0.000
9	31	MELLOR	1:21.441	30	JONES	41.103	9	31	MELLOR	2:02.564	2:02.564	0.000
10	661	HARRIS	1:21.876	661	HARRIS	41.106	10	661	HARRIS	2:02.982	2:02.982	0.000
11	779	BRIAN	1:21.881	31	MELLOR	41.123	11	779	BRIAN	2:03.121	2:03.229	0.108
12	87	POVAH	1:22.223	91	HIRST	41.201	12	87	POVAH	2:03.438	2:03.537	0.099
13	91	HIRST	1:22.364	87	POVAH	41.215	13	91	HIRST	2:03.565	2:03.565	0.000
14	29	DAYKIN	1:22.368	779	BRIAN	41.240	14	100	HOWTON	2:04.181	2:04.181	0.000
15	81	McMULLAN	1:22.580	168	DALRYMPLE	41.303	15	81	McMULLAN	2:04.231	2:04.333	0.102
16	35	DICKINSON	1:22.710	51	CLARKE	41.638	16	29	DAYKIN	2:04.328	2:04.366	0.038
17	3	LAMBDEN	1:22.776	3	LAMBDEN	41.646	17	168	DALRYMPLE	2:04.359	2:04.531	0.172
18	212	PALLET	1:22.837	81	McMULLAN	41.651	18	3	LAMBDEN	2:04.422	2:04.445	0.023
19	168	DALRYMPLE	1:23.056	212	PALLET	41.682	19	35	DICKINSON	2:04.465	2:04.539	0.074
20	100	HOWTON	1:23.277	35	DICKINSON	41.755	20	212	PALLET	2:04.519	2:04.704	0.185
21	22	TRUNDLE	1:23.497	29	DAYKIN	41.960	21	51	CLARKE	2:05.673		
22	51	CLARKE	1:24.035	22	TRUNDLE	42.376	22	22	TRUNDLE	2:05.873	2:05.873	0.000
23	39	MONK	1:24.493	39	MONK	42.874	23	39	MONK	2:07.367	2:07.367	0.000
24	129	JAMES	1:26.484	58	NICHOLAS	43.348	24	58	NICHOLAS	2:10.034	2:10.267	0.233
25	58	NICHOLAS	1:26.686	69	WHALL	43.705	25	129	JAMES	2:10.375	2:10.451	0.076
26	120	GOWER	1:28.573	129	JAMES	43.891	26	120	GOWER	2:13.105	2:13.150	0.045
27	69	WHALL	1:29.582	120	GOWER	44.532	27	69	WHALL	2:13.287	2:14.490	1.203
28	27	PETTS	1:31.867	27	PETTS	44.725	28	27	PETTS	2:16.592	2:17.730	1.138

# BMCRC - MRO Championships 2023 - Rnd 3 @ Snetterton

## DART Motorsport MRO 600 Inc Clubman 600 & GP2 / EVO

### RACE 5 - STATISTICS

**Competitors Started** 28  
**Planned Start** 2023-05-07 @ 12:00:00.000  
**Actual Start** 2023-05-07 @ 12:03:47.228  
**Finish Time** 2023-05-07 @ 12:13:54.808  
**Track Length** 2.9689mi.  
**Total Laps** 134  
**Total Distance Covered** 397.8341mi.

#### Session Fastest Lap History

NO	CL	NAME	LAP TIME	TIME OF DAY	LAP	VEHICLE
169		Harrison CROSBY	<b>2:00.242</b>	12:07:54.630	2	Kawasaki ZXR
169		Harrison CROSBY	<b>2:00.237</b>	12:09:54.868	3	Kawasaki ZXR
52		Kam DIXON	<b>2:00.103</b>	12:12:06.871	4	Kawasaki ZX636
169		Harrison CROSBY	<b>1:59.335</b>	12:13:54.827	5	Kawasaki ZXR

#### Session Leader History

NO	CL	NAME	FROM LAP	LAPS LED	DISTANCE	VEHICLE
169		Harrison CROSBY	1	5	14.84 miles	Kawasaki ZXR

#### Flag History

TYPE	TIME OF DAY
GREEN	12:03:47.228
FINISH	12:13:54.808

#### Flag Statistics

TYPE	COUNT	TOTAL LAPS	TOTAL TIME
Green	1	5	11:55.683
Red	0	0	0.000
Safety Car	0	0	0.000
FCY	0	0	0.000

**BMCRC - MRO Championships 2023 - Rnd 3 @ Snetterton**  
**DART Motorsport MRO 600 Inc Clubman 600 & GP2 / EVO**  
**RACE 5 - STATISTICS**

**CLASS :**

14 Starters

**Fastest Lap History**

NO	NAME	LAP TIME	TIME OF DAY	LAP	VEHICLE
169	Harrison CROSBY	<b>2:00.242</b>	12:07:54.630	2	Kawasaki ZXR
169	Harrison CROSBY	<b>2:00.237</b>	12:09:54.868	3	Kawasaki ZXR
52	Kam DIXON	<b>2:00.103</b>	12:12:06.871	4	Kawasaki ZX636
169	Harrison CROSBY	<b>1:59.335</b>	12:13:54.827	5	Kawasaki ZXR

**Leader History**

NO	NAME	FROM LAP	LAPS LED	DISTANCE	VEHICLE
169	Harrison CROSBY	1	5	14.84 miles	Kawasaki ZXR

**BMCRC - MRO Championships 2023 - Rnd 3 @ Snetterton**  
**DART Motorsport MRO 600 Inc Clubman 600 & GP2 / EVO**  
**RACE 5 - STATISTICS**

**CLASS : C**

12 Starters

**Fastest Lap History**

NO	NAME	LAP TIME	TIME OF DAY	LAP	VEHICLE
40	Henry ROSS	<b>2:03.668</b>	12:08:01.757	2	Yamaha R6
40	Henry ROSS	<b>2:01.483</b>	12:10:03.240	3	Yamaha R6
40	Henry ROSS	<b>2:01.431</b>	12:12:04.671	4	Yamaha R6
40	Henry ROSS	<b>2:00.242</b>	12:14:04.912	5	Yamaha R6

**Leader History**

NO	NAME	FROM LAP	LAPS LED	DISTANCE	VEHICLE
40	Henry ROSS	1	5	14.84 miles	Yamaha R6

# BMCRC - MRO Championships 2023 - Rnd 3 @ Snetterton

## DART Motorsport MRO 600 Inc Clubman 600 & GP2 / EVO

### RACE 5 - STATISTICS

CLASS : EVO

2 Starters

#### Fastest Lap History

NO	NAME	LAP TIME	TIME OF DAY	LAP	VEHICLE
661	Cameron HARRIS	2:04.202	12:08:02.693	2	Triumph 675R
661	Cameron HARRIS	2:03.377	12:10:06.070	3	Triumph 675R
49	Luke WALLINGTON	2:03.084	12:10:07.755	3	Triumph 765
661	Cameron HARRIS	2:02.982	12:12:09.052	4	Triumph 675R
49	Luke WALLINGTON	2:01.738	12:12:09.492	4	Triumph 765

#### Leader History

NO	NAME	FROM LAP	LAPS LED	DISTANCE	VEHICLE
661	Cameron HARRIS	1	4	11.87 miles	Triumph 675R
49	Luke WALLINGTON	5	1	2.96 miles	Triumph 765



# BMCRC - MRO Championships 2023 - Rnd 3 @ Snetterton



## DART Motorsport MRO 600 Inc Clubman 600 & GP2 / EVO

### RACE 16 - GRID (5 Laps)

ROW 13				37	115 Eugene McMANUS			
ROW 12	36	114 James McMANUS	35	33 Darren DOWDS	34	7 Taylor ROSE		
ROW 11	33		228 Paul McFADDEN	32	95 Grant ROBERTSON	31	128 Kelvin HOARE	
ROW 10	30	226 Adam HARTGROVE	29	14 Jack MUIR	28	27 Timothy PETTS	2:17.730	
ROW 9	27		69 Simon WHALL	26	120 James GOWER	25	129 David JAMES	2:14.490 2:13.150 2:10.451
ROW 8	24	58 Paul NICHOLAS	23	39 Aaron MONK	22	22 Toby TRUNDLE	2:10.267 2:07.367 2:05.873	
ROW 7	21		212 Matt PALLETT	20	35 Kai DICKINSON	19	168 Aaron DALRYMPLE	2:04.704 2:04.539 2:04.531
ROW 6	18	3 Joey LAMBDEN	17	29 Aaron DAYKIN	16	81 Fred McMULLAN	2:04.445 2:04.366 2:04.333	
ROW 5	15		100 Craig HOWTON	14	91 Sam HIRST	13	87 Keith POVAH	2:04.181 2:03.565 2:03.537
ROW 4	12	779 Terry BRIAN	11	661 Cameron HARRIS	10	51 Ross CLARKE	2:03.229 2:02.982	
ROW 3	9		31 Dylan MELLOR	8	30 Lewis JONES	7	80 Morgan CREASEY	2:02.564 2:02.163 2:01.776
ROW 2	6	49 Luke WALLINGTON	5	96 Jack KIRSCH	4	36 Harry FOWLE	2:01.738 2:01.442 2:00.629	
ROW 1	3		40 Henry ROSS	2	52 Kam DIXON	1	169 Harrison CROSBY	2:00.242 1:59.454 1:59.335
<b>Pole</b>								

Snetterton 300: 2.9689 miles

These results are provisional until the conclusion of any judicial and technical matters.

Clerk Of Course :	Stewards :	Timekeeper : Richard Evans
-------------------	------------	----------------------------

Results can be found at [www.tsl-timing.com](http://www.tsl-timing.com)

Printed - 12:19 Sunday, 07 May 2023



# BMCRC - MRO Championships 2023 - Rnd 3 @ Snetterton



## DART Motorsport MRO 600 Inc Clubman 600 & GP2 / EVO

### RACE 16 - CLASSIFICATION

POS	NO	CL	PIC NAME	ENTRY	LAPS	TIME	GAP	DIFF	MPH	BEST	ON
1	169		1 Harrison CROSBY	Kawasaki ZXR - Caddy Group	5	9:56.721			89.55	1:57.740	5
2	52		2 Kam DIXON	Kawasaki ZX636 - Delicious Race Wear	5	10:03.916	7.195	7.195	88.48	1:58.841	4
3	30		3 Lewis JONES	Yamaha R6 - 151 s	5	10:07.378	10.657	3.462	87.98	1:59.361	3
4	49	EVO	1 Luke WALLINGTON	Triumph 765 -	5	10:07.660	10.939	0.282	87.94	1:59.395	4
5	36		4 Harry FOWLE	Yamaha R6 - HF Refinishing Racing	5	10:07.878	11.157	0.218	87.91	2:00.132	2
6	40	C	1 Henry ROSS	Yamaha R6 -	5	10:08.375	11.654	0.497	87.84	2:00.151	5
7	96		5 Jack KIRSCH	Kawasaki ZX636 - RD Racing	5	10:12.400	15.679	4.025	87.26	2:00.641	3
8	51		6 Ross CLARKE	Kawasaki ZX600RR - Ross clarke Farriery	5	10:17.039	20.318	4.639	86.60	2:01.349	4
9	80		7 Morgan CREASEY	Yamaha R6 - Warics Ltd	5	10:17.043	20.322	0.004	86.60	2:01.441	4
10	661	EVO	2 Cameron HARRIS	Triumph 675R - Harris / Tony Scott Motorsport	5	10:17.252	20.531	0.209	86.57	2:01.380	4
11	87		8 Keith POVAH	Yamaha R6 - @crap.sack give us a follow!	5	10:20.461	23.740	3.209	86.13	2:01.729	5
12	779	C	2 Terry BRIAN	Yamaha R6 - Two Techs Renault Specialist	5	10:21.032	24.311	0.571	86.05	2:01.809	2
13	212		9 Matt PALLETT	Yamaha R6 - BDA Chartered Architects	5	10:27.295	30.574	6.263	85.19	2:02.724	5
14	35		10 Kai DICKINSON	Kawasaki ZX636 -	5	10:29.409	32.688	2.114	84.90	2:03.497	3
15	100		11 Craig HOWTON	Kawasaki ZX6R - ME	5	10:33.281	36.560	3.872	84.38	2:04.404	5
16	81		12 Fred McMULLAN	Kawasaki ZX636 - Orwell Motorcycles ipswich	5	10:33.364	36.643	0.083	84.37	2:03.553	3
17	22	C	3 Toby TRUNDLE	Yamaha R6 - Harris Motorcycles / A. Harland Race	5	10:40.823	44.102	7.459	83.39	2:05.120	2
18	3		13 Joey LAMBDEN	Kawasaki ZX600 RBF -	5	10:41.241	44.520	0.418	83.33	2:04.989	3
19	39	C	4 Aaron MONK	Kawasaki NINJA 636 - flyaspitfire.co.uk	5	10:47.588	50.867	6.347	82.52	2:05.982	3
20	129	C	5 David JAMES	Yamaha R6 -	5	10:56.166	59.445	8.578	81.44	2:08.802	2
21	58	C	6 Paul NICHOLAS	Yamaha YZF R6 - CITY DAMP SOLUTIONS LTD	5	10:56.440	59.719	0.274	81.40	2:08.883	2
22	120	C	7 James GOWER	Yamaha R6 - TeamRubyRacing	5	11:18.242	1:21.521	21.802	78.79	2:13.449	5
23	69	C	8 Simon WHALL	Yamaha R6 -	5	11:22.409	1:25.688	4.167	78.31	2:13.026	2
24	27	C	9 Timothy PETTS	Triumph Daytona 675 - Norfolk Triumph Racing Tear	5	11:54.545	1:57.824	32.136	74.78	2:17.159	2

#### NOT CLASSIFIED

DNF	91	C	Sam HIRST	Kawasaki 636 - Team Valley Racing	4	8:26.999	1 Lap	1 Lap	84.32	2:04.159	3
DNF	31		Dylan MELLOR	Kawasaki ZX6-R - BDS Motorcycles	3	6:17.636	2 Laps	1 Lap	84.90	2:03.285	2
DNF	168	C	Aaron DALRYMPLE	Yamaha R6 - Feel That Noise	3	6:23.589	2 Laps	5.953	83.59	2:04.734	2

#### FASTEST LAP

169	Harrison CROSBY	Kawasaki ZXR - Caddy Group	5	1:57.740	90.77 mph	146.09 kph
49	EVO Luke WALLINGTON	Triumph 765 -	4	1:59.395	89.51 mph	144.06 kph
40	C Henry ROSS	Yamaha R6 -	5	2:00.151	88.95 mph	143.15 kph

Class - 92.5% of Race Speed = 82.83 mph  
 Class EVO - 92.5% of Race Speed = 81.34 mph  
 Class C - 92.5% of Race Speed = 81.25 mph

Weather / Track : Sunny / Dry

These results are provisional until the conclusion of any judicial and technical matters.

Race Distance: 5 Laps / 14.84 miles

Snetterton 300: 2.9689 miles

Date: 07/05/2023 Start: 16:01 Finish: 16:11

Clerk Of Course :	Stewards :	Timekeeper : Richard Evans
-------------------	------------	----------------------------

Results can be found at [www.tsl-timing.com](http://www.tsl-timing.com)

Printed - 16:13 Sunday, 07 May 2023



# BMCRC - MRO Championships 2023 - Rnd 3 @ Snetterton

## DART Motorsport MRO 600 Inc Clubman 600 & GP2 / EVO

### RACE 16 - LAP CHART

#### LAP 1 @ 16:03:10.608

NO	BEHIND	LAP TIME
169		2:03.250
52	1.441	2:04.691
36	2.173	2:05.423
40	3.111	2:06.361
49	3.442	2:06.692
30	4.113	2:07.363
96	4.393	2:07.643
661	5.269	2:08.519
31	5.714	2:08.964
80	5.747	2:08.997
51	6.959	2:10.209
87	7.463	2:10.713
35	8.529	2:11.779
91	8.608	2:11.858
779	8.788	2:12.038
212	9.263	2:12.513
3	9.571	2:12.821
100	9.633	2:12.883
81	9.974	2:13.224
168	10.574	2:13.824
22	11.482	2:14.732
39	13.001	2:16.251
129	14.009	2:17.259
58	14.367	2:17.617
120	17.773	2:21.023
27	21.215	2:24.465
69	21.763	2:25.013

#### LAP 2 @ 16:05:08.724

NO	BEHIND	LAP TIME
169		1:58.116
52	2.396	1:59.071
36	4.189	2:00.132
40	5.755	2:00.760
30	6.111	2:00.114
49	6.192	2:00.866
96	7.106	2:00.829
80	9.770	2:02.139
661	10.156	2:03.003
51	10.798	2:01.955
31	10.883	2:03.285
87	11.525	2:02.178
779	12.481	2:01.809
35	14.383	2:03.970
91	14.896	2:04.404
212	15.050	2:03.903
3	16.564	2:05.109
81	16.616	2:04.758
100	17.009	2:05.492
168	17.192	2:04.734
22	18.486	2:05.120
39	21.724	2:06.839
129	24.695	2:08.802
58	25.134	2:08.883
120	34.090	2:14.433
69	36.673	2:13.026
27	40.258	2:17.159

#### LAP 3 @ 16:07:07.571

NO	BEHIND	LAP TIME
169		1:58.847
52	2.558	1:59.009

36	5.991	2:00.649
30	6.625	1:59.361
49	7.409	2:00.064
40	7.504	2:00.596
96	8.900	2:00.641
80	12.845	2:01.922
661	13.022	2:01.713
51	13.508	2:01.557
87	15.615	2:02.937
779	16.194	2:02.560
31	17.423	2:05.387
35	19.033	2:03.497
212	19.474	2:03.271
91	20.208	2:04.159
81	21.322	2:03.553
3	22.706	2:04.989
168	23.376	2:05.031
100	23.406	2:05.244
22	25.252	2:05.613
39	28.859	2:05.982
129	35.305	2:09.457
58	35.529	2:09.242
120	49.937	2:14.694
69	52.834	2:15.008
27	1:01.449	2:20.038

#### LAP 4 @ 16:09:06.339

NO	BEHIND	LAP TIME
169		1:58.768
52	2.631	1:58.841
30	7.571	1:59.714
36	7.952	2:00.729
49	8.036	1:59.395
40	9.243	2:00.507
96	10.847	2:00.715
80	15.518	2:01.441
661	15.634	2:01.380
51	16.089	2:01.349
87	19.751	2:02.904
779	19.817	2:02.391
212	25.590	2:04.884
35	25.753	2:05.488
91	28.018	2:06.578
81	28.671	2:06.117
100	29.896	2:05.258
3	30.545	2:06.607
22	35.016	2:08.532
39	40.137	2:10.046
129	47.020	2:10.483
58	47.113	2:10.352
120	1:05.812	2:14.643
69	1:09.299	2:15.233
27	1:28.113	2:25.432

#### LAP 5 @ 16:11:04.079

NO	BEHIND	LAP TIME
169		1:57.740
52	7.195	2:02.304
30	10.657	2:00.826
49	10.939	2:00.643
36	11.157	2:00.945
40	11.654	2:00.151
96	15.679	2:02.572
51	20.318	2:01.969
80	20.322	2:02.544

# BMCRC - MRO Championships 2023 - Rnd 3 @ Snetterton

## DART Motorsport MRO 600 Inc Clubman 600 & GP2 / EVO

### RACE 16 - POSITION CHART

No	Name	Lap Pos	Lap				
			1	2	3	4	5
169	CROSBY	1	169	169	169	169	169
52	DIXON	2	52	52	52	52	52
40	ROSS	3	36	36	36	30	30
36	FOWLE	4	40	40	30	36	49
96	KIRSCH	5	49	30	49	49	36
49	WALLINGTON	6	30	49	40	40	40
80	CREASEY	7	96	96	96	96	96
30	JONES	8	661	80	80	80	51
31	MELLOR	9	31	661	661	661	80
51	CLARKE	10	80	51	51	51	661
661	HARRIS	11	51	31	87	87	87
779	BRIAN	12	87	87	779	779	779
87	POVAH	13	35	779	31	212	212
91	HIRST	14	91	35	35	35	35
100	HOWTON	15	779	91	212	91	100
81	McMULLAN	16	212	212	91	81	81
3	LAMB DEN	17	3	3	81	100	22
168	DALRYMPLE	18	100	81	3	3	3
35	DICKINSON	19	81	100	168	22	39
212	PALLETT	20	168	168	100	39	129
22	TRUNDLE	21	22	22	22	129	58
39	MONK	22	39	39	39	58	120
58	NICHOLAS	23	129	129	129	120	69
129	JAMES	24	58	58	58	69	27
120	GOWER	25	120	120	120	27	
69	WHALL	26	27	69	69		
27	PETTS	27	69	27	27		

# BMCRC - MRO Championships 2023 - Rnd 3 @ Snetterton

## DART Motorsport MRO 600 Inc Clubman 600 & GP2 / EVO

### RACE 16 - SECTOR ANALYSIS



SECTOR 1 = FL to I1, SECTOR 2 = I1 to FL, DIFF = Difference To Personal Best Lap, P = Crossed Finish Line in Pit Lane, D = Time Disallowed

P1 169		Harrison CROSBY		Kawasaki ZXR - Caddy Group		
IDEAL LAP TIME : 1:57.732		BEST LAP TIME : 1:57.740		DIFFERENCE : 0.008		
LAP	SECTOR 1	SECTOR 2	LAP TIME	MPH	DIFF	TIME OF DAY
1 -		39.730	2:03.250	86.71	5.510	16:03:10.608
2 -	1:18.489	39.627	1:58.116 (2)	90.48	0.376	16:05:08.724
3 -	1:19.277	<b>39.570</b>	1:58.847	89.93	1.107	16:07:07.571
4 -	1:18.858	39.910	1:58.768 (3)	89.99	1.028	16:09:06.339
5 -	<b>1:18.162</b>	39.578	<b>1:57.740 (1)</b>	<b>90.77</b>		<b>16:11:04.079</b>

P2 52		Kam DIXON		Kawasaki ZX636 - Delicious Race Wear		
IDEAL LAP TIME : 1:58.841		BEST LAP TIME : 1:58.841		DIFFERENCE : 0.000		
LAP	SECTOR 1	SECTOR 2	LAP TIME	MPH	DIFF	TIME OF DAY
1 -		40.306	2:04.691	85.71	5.850	16:03:12.049
2 -	1:19.241	39.830	1:59.071 (3)	89.76	0.230	16:05:11.120
3 -	1:19.224	39.785	1:59.009 (2)	89.80	0.168	16:07:10.129
4 -	<b>1:19.160</b>	<b>39.681</b>	<b>1:58.841 (1)</b>	<b>89.93</b>		<b>16:09:08.970</b>
5 -	1:21.750	40.554	2:02.304	87.38	3.463	16:11:11.274

P3 30		Lewis JONES		Yamaha R6 - 151 s		
IDEAL LAP TIME : 1:59.361		BEST LAP TIME : 1:59.361		DIFFERENCE : 0.000		
LAP	SECTOR 1	SECTOR 2	LAP TIME	MPH	DIFF	TIME OF DAY
1 -		40.907	2:07.363	83.91	8.002	16:03:14.721
2 -	1:19.805	40.309	2:00.114 (3)	88.98	0.753	16:05:14.835
3 -	<b>1:19.244</b>	<b>40.117</b>	<b>1:59.361 (1)</b>	<b>89.54</b>		<b>16:07:14.196</b>
4 -	1:19.284	40.430	1:59.714 (2)	89.28	0.353	16:09:13.910
5 -	1:20.281	40.545	2:00.826	88.45	1.465	16:11:14.736

P4 49 EVO		Luke WALLINGTON		Triumph 765 -		
IDEAL LAP TIME : 1:59.387		BEST LAP TIME : 1:59.395		DIFFERENCE : 0.008		
LAP	SECTOR 1	SECTOR 2	LAP TIME	MPH	DIFF	TIME OF DAY
1 -		40.216	2:06.692	84.36	7.297	16:03:14.050
2 -	1:20.507	40.359	2:00.866	88.42	1.471	16:05:14.916
3 -	1:20.056	<b>40.008</b>	2:00.064 (2)	89.01	0.669	16:07:14.980
4 -	<b>1:19.379</b>	40.016	<b>1:59.395 (1)</b>	<b>89.51</b>		<b>16:09:14.375</b>
5 -	1:20.027	40.616	2:00.643 (3)	88.59	1.248	16:11:15.018

P5 36		Harry FOWLE		Yamaha R6 - HF Refinishing Racing		
IDEAL LAP TIME : 1:59.956		BEST LAP TIME : 2:00.132		DIFFERENCE : 0.176		
LAP	SECTOR 1	SECTOR 2	LAP TIME	MPH	DIFF	TIME OF DAY
1 -		<b>40.244</b>	2:05.423	85.21	5.291	16:03:12.781
2 -	<b>1:19.712</b>	40.420	<b>2:00.132 (1)</b>	<b>88.96</b>		<b>16:05:12.913</b>
3 -	1:20.208	40.441	2:00.649 (2)	88.58	0.517	16:07:13.562
4 -	1:20.473	40.256	2:00.729 (3)	88.52	0.597	16:09:14.291
5 -	1:20.023	40.922	2:00.945	88.37	0.813	16:11:15.236

P6 40 C		Henry ROSS		Yamaha R6 -		
IDEAL LAP TIME : 2:00.017		BEST LAP TIME : 2:00.151		DIFFERENCE : 0.134		
LAP	SECTOR 1	SECTOR 2	LAP TIME	MPH	DIFF	TIME OF DAY
1 -		40.233	2:06.361	84.58	6.210	16:03:13.719
2 -	1:20.320	40.440	2:00.760	88.50	0.609	16:05:14.479
3 -	1:19.986	40.610	2:00.596 (3)	88.62	0.445	16:07:15.075
4 -	1:20.334	<b>40.173</b>	2:00.507 (2)	88.69	0.356	16:09:15.582
5 -	<b>1:19.844</b>	40.307	<b>2:00.151 (1)</b>	<b>88.95</b>		<b>16:11:15.733</b>

# BMCRC - MRO Championships 2023 - Rnd 3 @ Snetterton

## DART Motorsport MRO 600 Inc Clubman 600 & GP2 / EVO

### RACE 16 - SECTOR ANALYSIS



SECTOR 1 = FL to I1, SECTOR 2 = I1 to FL, DIFF = Difference To Personal Best Lap, P = Crossed Finish Line in Pit Lane, D = Time Disallowed

P7 96		Jack KIRSCH		Kawasaki ZX636 - RD Racing		
IDEAL LAP TIME : 2:00.546		BEST LAP TIME : 2:00.641		DIFFERENCE : 0.095		
LAP	SECTOR 1	SECTOR 2	LAP TIME	MPH	DIFF	TIME OF DAY
1 -		40.804	2:07.643	83.73	7.002	16:03:15.001
2 -	1:20.328	40.501	2:00.829 (3)	88.45	0.188	16:05:15.830
3 -	1:20.152	<b>40.489</b>	<b>2:00.641 (1)</b>	<b>88.59</b>		<b>16:07:16.471</b>
4 -	<b>1:20.057</b>	40.658	2:00.715 (2)	88.53	0.074	16:09:17.186
5 -	1:21.365	41.207	2:02.572	87.19	1.931	16:11:19.758

P8 51		Ross CLARKE		Kawasaki ZX600RR - Ross clarke Farriery		
IDEAL LAP TIME : 2:01.086		BEST LAP TIME : 2:01.349		DIFFERENCE : 0.263		
LAP	SECTOR 1	SECTOR 2	LAP TIME	MPH	DIFF	TIME OF DAY
1 -		40.982	2:10.209	82.08	8.860	16:03:17.567
2 -	1:20.844	41.111	2:01.955 (3)	87.63	0.606	16:05:19.522
3 -	<b>1:20.438</b>	41.119	2:01.557 (2)	87.92	0.208	16:07:21.079
4 -	1:20.701	<b>40.648</b>	<b>2:01.349 (1)</b>	<b>88.07</b>		<b>16:09:22.428</b>
5 -	1:21.176	40.793	2:01.969	87.62	0.620	16:11:24.397

P9 80		Morgan CREASEY		Yamaha R6 - Warics Ltd		
IDEAL LAP TIME : 2:01.225		BEST LAP TIME : 2:01.441		DIFFERENCE : 0.216		
LAP	SECTOR 1	SECTOR 2	LAP TIME	MPH	DIFF	TIME OF DAY
1 -		41.042	2:08.997	82.85	7.556	16:03:16.355
2 -	1:21.004	41.135	2:02.139 (3)	87.50	0.698	16:05:18.494
3 -	1:21.075	40.847	2:01.922 (2)	87.66	0.481	16:07:20.416
4 -	<b>1:20.594</b>	40.847	<b>2:01.441 (1)</b>	<b>88.01</b>		<b>16:09:21.857</b>
5 -	1:21.913	<b>40.631</b>	2:02.544	87.21	1.103	16:11:24.401

P10 661 EVO		Cameron HARRIS		Triumph 675R - Harris / Tony Scott Motorsport		
IDEAL LAP TIME : 2:01.359		BEST LAP TIME : 2:01.380		DIFFERENCE : 0.021		
LAP	SECTOR 1	SECTOR 2	LAP TIME	MPH	DIFF	TIME OF DAY
1 -		41.044	2:08.519	83.16	7.139	16:03:15.877
2 -	1:21.473	41.530	2:03.003	86.89	1.623	16:05:18.880
3 -	<b>1:20.949</b>	40.764	2:01.713 (2)	87.81	0.333	16:07:20.593
4 -	1:20.970	<b>40.410</b>	<b>2:01.380 (1)</b>	<b>88.05</b>		<b>16:09:21.973</b>
5 -	1:21.760	40.877	2:02.637 (3)	87.15	1.257	16:11:24.610

P11 87		Keith POVAH		Yamaha R6 - @crap.sack give us a follow!		
IDEAL LAP TIME : 2:01.726		BEST LAP TIME : 2:01.729		DIFFERENCE : 0.003		
LAP	SECTOR 1	SECTOR 2	LAP TIME	MPH	DIFF	TIME OF DAY
1 -		41.570	2:10.713	81.76	8.984	16:03:18.071
2 -	<b>1:21.069</b>	41.109	2:02.178 (2)	87.47	0.449	16:05:20.249
3 -	1:21.710	41.227	2:02.937	86.93	1.208	16:07:23.186
4 -	1:21.863	41.041	2:02.904 (3)	86.96	1.175	16:09:26.090
5 -	1:21.072	<b>40.657</b>	<b>2:01.729 (1)</b>	<b>87.80</b>		<b>16:11:27.819</b>

P12 779 C		Terry BRIAN		Yamaha R6 - Two Techs Renault Specialist		
IDEAL LAP TIME : 2:01.809		BEST LAP TIME : 2:01.809		DIFFERENCE : 0.000		
LAP	SECTOR 1	SECTOR 2	LAP TIME	MPH	DIFF	TIME OF DAY
1 -		41.580	2:12.038	80.94	10.229	16:03:19.396
2 -	<b>1:20.992</b>	<b>40.817</b>	<b>2:01.809 (1)</b>	<b>87.74</b>		<b>16:05:21.205</b>
3 -	1:21.542	41.018	2:02.560	87.20	0.751	16:07:23.765
4 -	1:21.409	40.982	2:02.391 (3)	87.32	0.582	16:09:26.156
5 -	1:21.254	40.980	2:02.234 (2)	87.43	0.425	16:11:28.390

# BMCRC - MRO Championships 2023 - Rnd 3 @ Snetterton

## DART Motorsport MRO 600 Inc Clubman 600 & GP2 / EVO

### RACE 16 - SECTOR ANALYSIS



SECTOR 1 = FL to I1, SECTOR 2 = I1 to FL, DIFF = Difference To Personal Best Lap, P = Crossed Finish Line in Pit Lane, D = Time Disallowed

P13 212		Matt PALLETT		Yamaha R6 - BDA Chartered Architects		
IDEAL LAP TIME : 2:02.416		BEST LAP TIME : 2:02.724		DIFFERENCE : 0.308		
LAP	SECTOR 1	SECTOR 2	LAP TIME	MPH	DIFF	TIME OF DAY
1 -		42.090	2:12.513	80.65	9.789	16:03:19.871
2 -	1:22.235	41.668	2:03.903 (3)	86.26	1.179	16:05:23.774
3 -	<b>1:21.622</b>	41.649	2:03.271 (2)	86.70	0.547	16:07:27.045
4 -	1:23.772	41.112	2:04.884	85.58	2.160	16:09:31.929
5 -	1:21.930	<b>40.794</b>	<b>2:02.724 (1)</b>	<b>87.09</b>		<b>16:11:34.653</b>

P14 35		Kai DICKINSON		Kawasaki ZX636 -		
IDEAL LAP TIME : 2:03.497		BEST LAP TIME : 2:03.497		DIFFERENCE : 0.000		
LAP	SECTOR 1	SECTOR 2	LAP TIME	MPH	DIFF	TIME OF DAY
1 -		42.055	2:11.779	81.10	8.282	16:03:19.137
2 -	1:21.902	42.068	2:03.970 (2)	86.21	0.473	16:05:23.107
3 -	<b>1:21.490</b>	<b>42.007</b>	<b>2:03.497 (1)</b>	<b>86.54</b>		<b>16:07:26.604</b>
4 -	1:23.375	42.113	2:05.488	85.17	1.991	16:09:32.092
5 -	1:22.369	42.306	2:04.675 (3)	85.72	1.178	16:11:36.767

P15 100		Craig HOWTON		Kawasaki ZX6R - ME		
IDEAL LAP TIME : 2:04.404		BEST LAP TIME : 2:04.404		DIFFERENCE : 0.000		
LAP	SECTOR 1	SECTOR 2	LAP TIME	MPH	DIFF	TIME OF DAY
1 -		41.997	2:12.883	80.43	8.479	16:03:20.241
2 -	1:23.573	41.919	2:05.492	85.16	1.088	16:05:25.733
3 -	1:23.258	41.986	2:05.244 (2)	85.33	0.840	16:07:30.977
4 -	1:23.451	41.807	2:05.258 (3)	85.32	0.854	16:09:36.235
5 -	<b>1:22.821</b>	<b>41.583</b>	<b>2:04.404 (1)</b>	<b>85.91</b>		<b>16:11:40.639</b>

P16 81		Fred McMULLAN		Kawasaki ZX636 - Orwell Motorcycles ipswich		
IDEAL LAP TIME : 2:03.228		BEST LAP TIME : 2:03.553		DIFFERENCE : 0.325		
LAP	SECTOR 1	SECTOR 2	LAP TIME	MPH	DIFF	TIME OF DAY
1 -		41.940	2:13.224	80.22	9.671	16:03:20.582
2 -	1:23.178	<b>41.580</b>	2:04.758 (2)	85.67	1.205	16:05:25.340
3 -	<b>1:21.648</b>	41.905	<b>2:03.553 (1)</b>	<b>86.50</b>		<b>16:07:28.893</b>
4 -	1:24.027	42.090	2:06.117	84.74	2.564	16:09:35.010
5 -	1:23.478	42.234	2:05.712 (3)	85.02	2.159	16:11:40.722

P17 22 C		Toby TRUNDLE		Yamaha R6 - Harris Motorcycles / A. Harland Race Services		
IDEAL LAP TIME : 2:04.993		BEST LAP TIME : 2:05.120		DIFFERENCE : 0.127		
LAP	SECTOR 1	SECTOR 2	LAP TIME	MPH	DIFF	TIME OF DAY
1 -		42.557	2:14.732	79.32	9.612	16:03:22.090
2 -	1:23.182	<b>41.938</b>	<b>2:05.120 (1)</b>	<b>85.42</b>		<b>16:05:27.210</b>
3 -	<b>1:23.055</b>	42.558	2:05.613 (2)	85.08	0.493	16:07:32.823
4 -	1:26.222	42.310	2:08.532	83.15	3.412	16:09:41.355
5 -	1:24.842	41.984	2:06.826 (3)	84.27	1.706	16:11:48.181

P18 3		Joey LAMBDEN		Kawasaki ZX600 RBF -		
IDEAL LAP TIME : 2:04.198		BEST LAP TIME : 2:04.989		DIFFERENCE : 0.791		
LAP	SECTOR 1	SECTOR 2	LAP TIME	MPH	DIFF	TIME OF DAY
1 -		<b>41.592</b>	2:12.821	80.46	7.832	16:03:20.179
2 -	<b>1:22.606</b>	42.503	2:05.109 (2)	85.43	0.120	16:05:25.288
3 -	1:22.608	42.381	<b>2:04.989 (1)</b>	<b>85.51</b>		<b>16:07:30.277</b>
4 -	1:24.823	41.784	2:06.607 (3)	84.41	1.618	16:09:36.884
5 -	1:26.950	44.765	2:11.715	81.14	6.726	16:11:48.599

# BMCRC - MRO Championships 2023 - Rnd 3 @ Snetterton

## DART Motorsport MRO 600 Inc Clubman 600 & GP2 / EVO

### RACE 16 - SECTOR ANALYSIS



SECTOR 1 = FL to I1, SECTOR 2 = I1 to FL, DIFF = Difference To Personal Best Lap, P = Crossed Finish Line in Pit Lane, D = Time Disallowed

P19 39 C		Aaron MONK		Kawasaki NINJA 636 - flyasptfire.co.uk		
IDEAL LAP TIME : 2:05.954		BEST LAP TIME : 2:05.982		DIFFERENCE : 0.028		
LAP	SECTOR 1	SECTOR 2	LAP TIME	MPH	DIFF	TIME OF DAY
1 -		43.313	2:16.251	78.44	10.269	16:03:23.609
2 -	1:24.145	42.694	2:06.839 (2)	84.26	0.857	16:05:30.448
3 -	<b>1:23.261</b>	42.721	<b>2:05.982 (1)</b>	<b>84.83</b>		<b>16:07:36.430</b>
4 -	1:26.961	43.085	2:10.046	82.18	4.064	16:09:46.476
5 -	1:25.777	<b>42.693</b>	2:08.470 (3)	83.19	2.488	16:11:54.946

P20 129 C		David JAMES		Yamaha R6 -		
IDEAL LAP TIME : 2:08.194		BEST LAP TIME : 2:08.802		DIFFERENCE : 0.608		
LAP	SECTOR 1	SECTOR 2	LAP TIME	MPH	DIFF	TIME OF DAY
1 -		43.766	2:17.259	77.86	8.457	16:03:24.617
2 -	<b>1:24.976</b>	43.826	<b>2:08.802 (1)</b>	<b>82.98</b>		<b>16:05:33.419</b>
3 -	1:25.739	43.718	2:09.457 (2)	82.56	0.655	16:07:42.876
4 -	1:26.683	43.800	2:10.483	81.91	1.681	16:09:53.359
5 -	1:26.947	<b>43.218</b>	2:10.165 (3)	82.11	1.363	16:12:03.524

P21 58 C		Paul NICHOLAS		Yamaha YZF R6 - CITY DAMP SOLUTIONS LTD		
IDEAL LAP TIME : 2:08.517		BEST LAP TIME : 2:08.883		DIFFERENCE : 0.366		
LAP	SECTOR 1	SECTOR 2	LAP TIME	MPH	DIFF	TIME OF DAY
1 -		43.702	2:17.617	77.66	8.734	16:03:24.975
2 -	<b>1:25.561</b>	43.322	<b>2:08.883 (1)</b>	<b>82.92</b>		<b>16:05:33.858</b>
3 -	1:25.896	43.346	2:09.242 (2)	82.69	0.359	16:07:43.100
4 -	1:26.804	43.548	2:10.352	81.99	1.469	16:09:53.452
5 -	1:27.390	<b>42.956</b>	2:10.346 (3)	81.99	1.463	16:12:03.798

P22 120 C		James GOWER		Yamaha R6 - TeamRubyRacing		
IDEAL LAP TIME : 2:13.292		BEST LAP TIME : 2:13.449		DIFFERENCE : 0.157		
LAP	SECTOR 1	SECTOR 2	LAP TIME	MPH	DIFF	TIME OF DAY
1 -		44.654	2:21.023	75.78	7.574	16:03:28.381
2 -	<b>1:29.328</b>	45.105	2:14.433 (2)	79.50	0.984	16:05:42.814
3 -	1:29.938	44.756	2:14.694	79.35	1.245	16:07:57.508
4 -	1:30.608	44.035	2:14.643 (3)	79.38	1.194	16:10:12.151
5 -	1:29.485	<b>43.964</b>	<b>2:13.449 (1)</b>	<b>80.09</b>		<b>16:12:25.600</b>

P23 69 C		Simon WHALL		Yamaha R6 -		
IDEAL LAP TIME : 2:13.026		BEST LAP TIME : 2:13.026		DIFFERENCE : 0.000		
LAP	SECTOR 1	SECTOR 2	LAP TIME	MPH	DIFF	TIME OF DAY
1 -		46.237	2:25.013	73.70	11.987	16:03:32.371
2 -	<b>1:29.267</b>	<b>43.759</b>	<b>2:13.026 (1)</b>	<b>80.34</b>		<b>16:05:45.397</b>
3 -	1:29.670	45.338	2:15.008 (3)	79.16	1.982	16:08:00.405
4 -	1:30.493	44.740	2:15.233	79.03	2.207	16:10:15.638
5 -	1:29.537	44.592	2:14.129 (2)	79.68	1.103	16:12:29.767

P24 27 C		Timothy PETTS		Triumph Daytona 675 - Norfolk Triumph Racing Team		
IDEAL LAP TIME : 2:17.159		BEST LAP TIME : 2:17.159		DIFFERENCE : 0.000		
LAP	SECTOR 1	SECTOR 2	LAP TIME	MPH	DIFF	TIME OF DAY
1 -		46.349	2:24.465	73.98	7.306	16:03:31.823
2 -	<b>1:31.108</b>	<b>46.051</b>	<b>2:17.159 (1)</b>	<b>77.92</b>		<b>16:05:48.982</b>
3 -	1:32.451	47.587	2:20.038 (2)	76.32	2.879	16:08:09.020
4 -	1:37.033	48.399	2:25.432 (3)	73.49	8.273	16:10:34.452
5 -	1:38.430	49.021	2:27.451	72.48	10.292	16:13:01.903



# BMCRC - MRO Championships 2023 - Rnd 3 @ Snetterton

## DART Motorsport MRO 600 Inc Clubman 600 & GP2 / EVO

### RACE 16 - SECTOR ANALYSIS



SECTOR 1 = FL to I1, SECTOR 2 = I1 to FL, DIFF = Difference To Personal Best Lap, P = Crossed Finish Line in Pit Lane, D = Time Disallowed

P25 91 C		Sam HIRST		Kawasaki 636 - Team Valley Racing			
IDEAL LAP TIME : 2:03.952		BEST LAP TIME : 2:04.159		DIFFERENCE : 0.207			
LAP	SECTOR 1	SECTOR 2	LAP TIME	MPH	DIFF	TIME OF DAY	
1 -		41.797	2:11.858	81.05	7.699	16:03:19.216	
2 -	1:22.463	41.941	2:04.404 (2)	85.91	0.245	16:05:23.620	
3 -	<b>1:22.429</b>	41.730	<b>2:04.159 (1)</b>	<b>86.08</b>		<b>16:07:27.779</b>	
4 -	1:25.055	<b>41.523</b>	2:06.578 (3)	84.43	2.419	16:09:34.357	

P26 31		Dylan MELLOR		Kawasaki ZX6-R - BDS Motorcycles			
IDEAL LAP TIME : 2:02.548		BEST LAP TIME : 2:03.285		DIFFERENCE : 0.737			
LAP	SECTOR 1	SECTOR 2	LAP TIME	MPH	DIFF	TIME OF DAY	
1 -		<b>41.230</b>	2:08.964	82.87	5.679	16:03:16.322	
2 -	<b>1:21.318</b>	41.967	<b>2:03.285 (1)</b>	<b>86.69</b>		<b>16:05:19.607</b>	
3 -	1:23.193	42.194	2:05.387 (2)	85.24	2.102	16:07:24.994	

P27 168 C		Aaron DALRYMPLE		Yamaha R6 - Feel That Noise			
IDEAL LAP TIME : 2:04.734		BEST LAP TIME : 2:04.734		DIFFERENCE : 0.000			
LAP	SECTOR 1	SECTOR 2	LAP TIME	MPH	DIFF	TIME OF DAY	
1 -		42.151	2:13.824	79.86	9.090	16:03:21.182	
2 -	<b>1:23.235</b>	<b>41.499</b>	<b>2:04.734 (1)</b>	<b>85.68</b>		<b>16:05:25.916</b>	
3 -	1:23.273	41.758	2:05.031 (2)	85.48	0.297	16:07:30.947	

# BMCRC - MRO Championships 2023 - Rnd 3 @ Snetterton

## DART Motorsport MRO 600 Inc Clubman 600 & GP2 / EVO

### RACE 16 - BEST SECTORS

SECTOR 1			SECTOR 2			IDEAL / BEST COMPARISON						
POS	NO	NAME	TIME	NO	NAME	TIME	POS	NO	NAME	IDEAL	BEST	DIFF
									<b>PERFECT LAP</b>	<b>1:57.732</b>		
1	169	CROSBY	1:18.162	169	CROSBY	39.570	1	169	CROSBY	1:57.732	1:57.740	0.008
2	52	DIXON	1:19.160	52	DIXON	39.681	2	52	DIXON	1:58.841	1:58.841	0.000
3	30	JONES	1:19.244	49	WALLINGTON	40.008	3	30	JONES	1:59.361	1:59.361	0.000
4	49	WALLINGTON	1:19.379	30	JONES	40.117	4	49	WALLINGTON	1:59.387	1:59.395	0.008
5	36	FOWLE	1:19.712	40	ROSS	40.173	5	36	FOWLE	1:59.956	2:00.132	0.176
6	40	ROSS	1:19.844	36	FOWLE	40.244	6	40	ROSS	2:00.017	2:00.151	0.134
7	96	KIRSCH	1:20.057	661	HARRIS	40.410	7	96	KIRSCH	2:00.546	2:00.641	0.095
8	51	CLARKE	1:20.438	96	KIRSCH	40.489	8	51	CLARKE	2:01.086	2:01.349	0.263
9	80	CREASEY	1:20.594	80	CREASEY	40.631	9	80	CREASEY	2:01.225	2:01.441	0.216
10	661	HARRIS	1:20.949	51	CLARKE	40.648	10	661	HARRIS	2:01.359	2:01.380	0.021
11	779	BRIAN	1:20.992	87	POVAH	40.657	11	87	POVAH	2:01.726	2:01.729	0.003
12	87	POVAH	1:21.069	212	PALLET	40.794	12	779	BRIAN	2:01.809	2:01.809	0.000
13	31	MELLOR	1:21.318	779	BRIAN	40.817	13	212	PALLET	2:02.416	2:02.724	0.308
14	35	DICKINSON	1:21.490	31	MELLOR	41.230	14	31	MELLOR	2:02.548	2:03.285	0.737
15	212	PALLET	1:21.622	168	DALRYMPLE	41.499	15	81	McMULLAN	2:03.228	2:03.553	0.325
16	81	McMULLAN	1:21.648	91	HIRST	41.523	16	35	DICKINSON	2:03.497	2:03.497	0.000
17	91	HIRST	1:22.429	81	McMULLAN	41.580	17	91	HIRST	2:03.952	2:04.159	0.207
18	3	LAMB DEN	1:22.606	100	HOWTON	41.583	18	3	LAMB DEN	2:04.198	2:04.989	0.791
19	100	HOWTON	1:22.821	3	LAMB DEN	41.592	19	100	HOWTON	2:04.404	2:04.404	0.000
20	22	TRUNDLE	1:23.055	22	TRUNDLE	41.938	20	168	DALRYMPLE	2:04.734	2:04.734	0.000
21	168	DALRYMPLE	1:23.235	35	DICKINSON	42.007	21	22	TRUNDLE	2:04.993	2:05.120	0.127
22	39	MONK	1:23.261	39	MONK	42.693	22	39	MONK	2:05.954	2:05.982	0.028
23	129	JAMES	1:24.976	58	NICHOLAS	42.956	23	129	JAMES	2:08.194	2:08.802	0.608
24	58	NICHOLAS	1:25.561	129	JAMES	43.218	24	58	NICHOLAS	2:08.517	2:08.883	0.366
25	69	WHALL	1:29.267	69	WHALL	43.759	25	69	WHALL	2:13.026	2:13.026	0.000
26	120	GOWER	1:29.328	120	GOWER	43.964	26	120	GOWER	2:13.292	2:13.449	0.157
27	27	PETTS	1:31.108	27	PETTS	46.051	27	27	PETTS	2:17.159	2:17.159	0.000

# BMCRC - MRO Championships 2023 - Rnd 3 @ Snetterton

## DART Motorsport MRO 600 Inc Clubman 600 & GP2 / EVO

### RACE 16 - STATISTICS

**Competitors Started** 27  
**Planned Start** 2023-05-07 @ 15:50:00.000  
**Actual Start** 2023-05-07 @ 16:01:07.357  
**Finish Time** 2023-05-07 @ 16:11:04.078  
**Track Length** 2.9689mi.  
**Total Laps** 130  
**Total Distance Covered** 385.9585mi.

#### Session Fastest Lap History

NO	CL	NAME	LAP TIME	TIME OF DAY	LAP	VEHICLE
169		Harrison CROSBY	1:58.116	16:05:08.741	2	Kawasaki ZXR
169		Harrison CROSBY	1:57.740	16:11:04.096	5	Kawasaki ZXR

#### Session Leader History

NO	CL	NAME	FROM LAP	LAPS LED	DISTANCE	VEHICLE
169		Harrison CROSBY	1	5	14.84 miles	Kawasaki ZXR

#### Flag History

TYPE	TIME OF DAY
GREEN	16:01:07.357
FINISH	16:11:04.078

#### Flag Statistics

TYPE	COUNT	TOTAL LAPS	TOTAL TIME
Green	1	5	12:00.196
Red	0	0	0.000
Safety Car	0	0	0.000
FCY	0	0	0.000

**BMCRC - MRO Championships 2023 - Rnd 3 @ Snetterton**  
**DART Motorsport MRO 600 Inc Clubman 600 & GP2 / EVO**  
**RACE 16 - STATISTICS**

**CLASS :**

14 Starters

**Fastest Lap History**

NO	NAME	LAP TIME	TIME OF DAY	LAP	VEHICLE
169	Harrison CROSBY	1:58.116	16:05:08.741	2	Kawasaki ZXR
169	Harrison CROSBY	1:57.740	16:11:04.096	5	Kawasaki ZXR

**Leader History**

NO	NAME	FROM LAP	LAPS LED	DISTANCE	VEHICLE
169	Harrison CROSBY	1	5	14.84 miles	Kawasaki ZXR

**BMCRC - MRO Championships 2023 - Rnd 3 @ Snetterton**  
**DART Motorsport MRO 600 Inc Clubman 600 & GP2 / EVO**  
**RACE 16 - STATISTICS**

**CLASS : C**

11 Starters

**Fastest Lap History**

NO	NAME	LAP TIME	TIME OF DAY	LAP	VEHICLE
40	Henry ROSS	<b>2:00.760</b>	16:05:14.496	2	Yamaha R6
40	Henry ROSS	<b>2:00.596</b>	16:07:15.075	3	Yamaha R6
40	Henry ROSS	<b>2:00.507</b>	16:09:15.600	4	Yamaha R6
40	Henry ROSS	<b>2:00.151</b>	16:11:15.750	5	Yamaha R6

**Leader History**

NO	NAME	FROM LAP	LAPS LED	DISTANCE	VEHICLE
40	Henry ROSS	1	5	14.84 miles	Yamaha R6

# BMCRC - MRO Championships 2023 - Rnd 3 @ Snetterton

## DART Motorsport MRO 600 Inc Clubman 600 & GP2 / EVO

### RACE 16 - STATISTICS

**CLASS : EVO**

2 Starters

#### Fastest Lap History

NO	NAME	LAP TIME	TIME OF DAY	LAP	VEHICLE
49	Luke WALLINGTON	<b>2:00.866</b>	16:05:14.916	2	Triumph 765
49	Luke WALLINGTON	<b>2:00.064</b>	16:07:14.995	3	Triumph 765
49	Luke WALLINGTON	<b>1:59.395</b>	16:09:14.375	4	Triumph 765

#### Leader History

NO	NAME	FROM LAP	LAPS LED	DISTANCE	VEHICLE
49	Luke WALLINGTON	1	5	14.84 miles	Triumph 765

**Properly  
Protected**

**.CO.UK**



# MRO MINITWINS & BMCRC ROOKIE MINITEINS

Supported by Properly Protected



BMCRC-MRO Championships - Round 3

Snetterton 300

6<sup>th</sup> / 7<sup>th</sup> May 2023



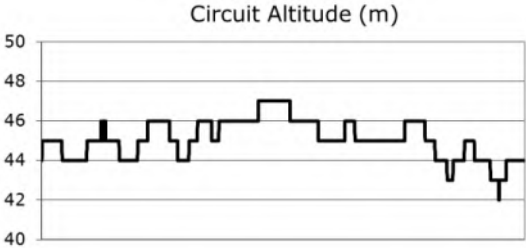
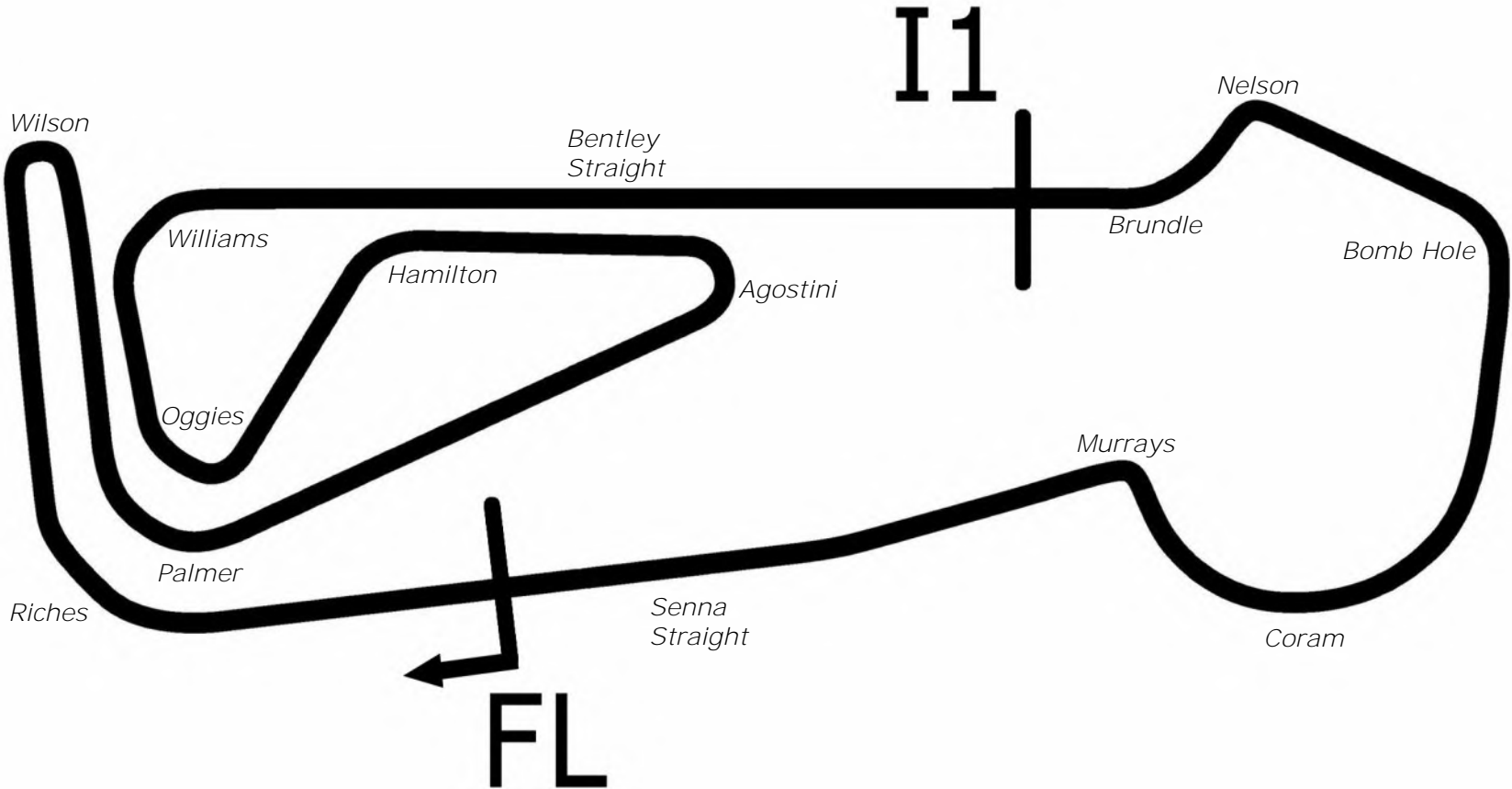
Timing & Results Provided by Timing Solutions Ltd

[www.tsl-timing.com](http://www.tsl-timing.com)

# Snetterton 300



**SPORTS TIMING**  
**TIMING SOLUTIONS LTD**



Length	2.9689 miles	4778.0 m	
FL		52.46340 N	0.94476 E
I1	3198m	52.46617 N	0.94964 E
Pit Entry	4572m	52.46364 N	0.94774 E
Pit Exit	40m after FL	52.46338 N	0.94420 E
Pit Entry-Pit Exit 246m, 17.7s @50kph, 14.7s @60kph			



# BMCRC - MRO Championships 2023 - Rnd 3 @ Snetterton



## MRO Minitwins & BMCRC Rookie Minitwins

### QUALIFYING - CLASSIFICATION

POS	NO	CL	PIC NAME	ENTRY	TIME	ON	LAPS	GAP	DIFF	MPH
1	22		1 Darren DOWDS	Suzuki SV650 - sublime dsg Ltd	2:25.025	3	4			73.69
2	19		2 Kevin LILLEY	Suzuki SV650 - Trafalgar Cleaning Eqpt. / Steve Jordar	2:25.458	3	4	0.433	0.433	73.47
3	3		3 Oliver ARBON	Suzuki SV650 - tt plumbing and heating	2:29.920	3	3	4.895	4.462	71.29
4	78		4 Tim FRAMPTON	Suzuki SV650 - K66	2:31.489	3	4	6.464	1.569	70.55
5	167	RMT	1 Terry SMITH	Suzuki SV650 - IMP Racing	2:34.922	3	4	9.897	3.433	68.99
6	34		5 Andrew JOHNSON	Suzuki SV650 - Rose & Charlie Racing	2:35.112	3	4	10.087	0.190	68.90
7	910	RMT	2 Harry GOWER	Suzuki SV650 - RightGear Motorcycles	2:35.748	3	3	10.723	0.636	68.62
8	66		6 Nik BAKER	Suzuki SV650 - K66, DMR customs	2:35.828	3	4	10.803	0.080	68.58
9	15	RMT	3 James SVENSEN	Suzuki SV650 S - Tom Svensen Racing	2:36.908	4	4	11.883	1.080	68.11
10	93*		7 Tony BOTTO	Suzuki SV650 - TB Motorcycles	2:37.193	3	3	12.168	0.285	67.99
11	40		8 Simon WILKINSON	Suzuki SV650 - S P Wilkinson Engineering Ltd	2:37.500	4	4	12.475	0.307	67.86
12	127	RMT	4 Matthew CHAM	Ducati MONSTER 696 - In development	2:40.233	3	4	15.208	2.733	66.70
13	59	RMT	5 Calvin GRIMES	Suzuki SV650 -	2:40.908	2	3	15.883	0.675	66.42
14	81		9 Malvern MAY	Suzuki SV650 - IMP racing	2:41.191	3	4	16.166	0.283	66.30
15	47		10 Tristan BOHANAN	Suzuki SV650 -	2:41.654	2	4	16.629	0.463	66.11
16	67	RMT	6 Simon HARVEY	Suzuki SV650 - Kids Inheritance (Sorry)	2:42.522	4	4	17.497	0.868	65.76
17	170		11 Darren CONNEELY	Suzuki SV650 -	2:50.093	2	2	25.068	7.571	62.83
18	58		12 Stacey KILLWORTH	Suzuki SV650 - Greenplant/Evems	2:51.191	3	3	26.166	1.098	62.43
19	5		13 Barry MANTELL	Suzuki SV650 S - Swedish car connection	2:56.426	1	2	31.401	5.235	60.58
20	777	RMT	7 Richard HIRST	Suzuki SV650 - Northern garage conversion	2:57.223	3	3	32.198	0.797	60.30
21	1		14 David TWYFORD	Suzuki SV650 - MHP, IMP Racing	2:58.987	1	1	33.962	1.764	59.71
22	38	RMT	8 Peter MOSS	Suzuki SV650 - CharlieMossRacing	2:59.095	2	2	34.070	0.108	59.67
23	138		15 Craig JARMIN	Suzuki SV650 - SK PreP	2:59.558	3	4	34.533	0.463	59.52
24	104	RMT	9 Jack GRIFFITHS	Suzuki SV650 -	3:00.105	2	3	35.080	0.547	59.34
25	73		16 Esteban LECOQ	Suzuki SV650 SK5 - Lifesafety Motorsport	3:00.209	2	2	35.184	0.104	59.30
26	8		17 Stuart ALBON	Suzuki SV650 - Winter Sun Skydiving	3:09.012	3	3	43.987	8.803	56.54
27	10	RMT	10 Ian LAURIE	Suzuki SV650 - S E Fire Safety	3:11.612	2	3	46.587	2.600	55.77
28	17	RMT	11 Alex BUCHANAN	Suzuki SV650 -	3:15.992	1	3	50.967	4.380	54.53
29	26		18 Piers DARBY	Suzuki SV650 - Darby Racing			0			
30	74		19 Daniel BLACK	Suzuki SV650 - DAD			0			

#93 - No working transponder, please fix for racing.

Weather / Track : Cloudy / Damp

These results are provisional until the conclusion of any judicial and technical matters.

Snetterton 300: 2.9689 miles

Date: 06/05/2023 Start: 08:59 Finish: 09:09

Clerk Of Course :	Stewards :	Timekeeper : Richard Evans
-------------------	------------	----------------------------

Results can be found at [www.tsl-timing.com](http://www.tsl-timing.com)

Printed - 09:13 Saturday, 06 May 2023



# BMCRC - MRO Championships 2023 - Rnd 3 @ Snetterton

## MRO Minitwins & BMCRC Rookie Minitwins

### QUALIFYING - SECTOR ANALYSIS



SECTOR 1 = FL to I1, SECTOR 2 = I1 to FL, DIFF = Difference To Personal Best Lap, P = Crossed Finish Line in Pit Lane, D = Time Disallowed

P1 22		Darren DOWDS		Suzuki SV650 - sublime dsg Ltd			
IDEAL LAP TIME : 2:25.025		BEST LAP TIME : 2:25.025		DIFFERENCE : 0.000			
LAP	SECTOR 1	SECTOR 2	LAP TIME	MPH	DIFF	TIME OF DAY	
1 -	1:42.469	51.202	2:33.671	69.55	8.646	09:02:11.488	
2 -	1:38.122	50.468	2:28.590 (3)	71.93	3.565	09:04:40.078	
3 -	<b>1:35.939</b>	<b>49.086</b>	<b>2:25.025 (1)</b>	<b>73.69</b>		<b>09:07:05.103</b>	
4 -	1:36.940	50.686	2:27.626 (2)	72.39	2.601	09:09:32.729	

P2 19		Kevin LILLEY		Suzuki SV650 - Trafalgar Cleaning Eqpt. / Steve Jordan Motorcy			
IDEAL LAP TIME : 2:25.458		BEST LAP TIME : 2:25.458		DIFFERENCE : 0.000			
LAP	SECTOR 1	SECTOR 2	LAP TIME	MPH	DIFF	TIME OF DAY	
1 -	1:41.858	51.150	2:33.008	69.85	7.550	09:02:11.655	
2 -	1:38.166	50.424	2:28.590 (3)	71.93	3.132	09:04:40.245	
3 -	<b>1:36.189</b>	<b>49.269</b>	<b>2:25.458 (1)</b>	<b>73.47</b>		<b>09:07:05.703</b>	
4 -	1:36.410	49.735	2:26.145 (2)	73.13	0.687	09:09:31.848	

P3 3		Oliver ARBON		Suzuki SV650 - tt plumbing and heating			
IDEAL LAP TIME : 2:29.920		BEST LAP TIME : 2:29.920		DIFFERENCE : 0.000			
LAP	SECTOR 1	SECTOR 2	LAP TIME	MPH	DIFF	TIME OF DAY	
1 -	1:46.888	53.304	2:40.192 (3)	66.72	10.272	09:02:35.851	
2 -	1:40.246	53.340	2:33.586 (2)	69.59	3.666	09:05:09.437	
3 -	<b>1:39.522</b>	<b>50.398</b>	<b>2:29.920 (1)</b>	<b>71.29</b>		<b>09:07:39.357</b>	

P4 78		Tim FRAMPTON		Suzuki SV650 - K66			
IDEAL LAP TIME : 2:31.489		BEST LAP TIME : 2:31.489		DIFFERENCE : 0.000			
LAP	SECTOR 1	SECTOR 2	LAP TIME	MPH	DIFF	TIME OF DAY	
1 -	1:55.449	53.701	2:49.150	63.18	17.661	09:02:34.149	
2 -	1:41.985	53.838	2:35.823 (3)	68.59	4.334	09:05:09.972	
3 -	<b>1:40.857</b>	<b>50.632</b>	<b>2:31.489 (1)</b>	<b>70.55</b>		<b>09:07:41.461</b>	
4 -	1:42.137	51.743	2:33.880 (2)	69.45	2.391	09:10:15.341	

P5 167 RMT		Terry SMITH		Suzuki SV650 - IMP Racing			
IDEAL LAP TIME : 2:34.922		BEST LAP TIME : 2:34.922		DIFFERENCE : 0.000			
LAP	SECTOR 1	SECTOR 2	LAP TIME	MPH	DIFF	TIME OF DAY	
1 -	1:55.065	54.803	2:49.868	62.91	14.946	09:02:31.940	
2 -	1:44.199	54.518	2:38.717 (2)	67.34	3.795	09:05:10.657	
3 -	<b>1:42.827</b>	<b>52.095</b>	<b>2:34.922 (1)</b>	<b>68.99</b>		<b>09:07:45.579</b>	
4 -	1:45.462	54.543	2:40.005 (3)	66.79	5.083	09:10:25.584	

P6 34		Andrew JOHNSON		Suzuki SV650 - Rose & Charlie Racing			
IDEAL LAP TIME : 2:35.112		BEST LAP TIME : 2:35.112		DIFFERENCE : 0.000			
LAP	SECTOR 1	SECTOR 2	LAP TIME	MPH	DIFF	TIME OF DAY	
1 -	1:48.089	55.638	2:43.727	65.27	8.615	09:02:44.495	
2 -	1:45.975	53.101	2:39.076 (2)	67.18	3.964	09:05:23.571	
3 -	<b>1:43.093</b>	<b>52.019</b>	<b>2:35.112 (1)</b>	<b>68.90</b>		<b>09:07:58.683</b>	
4 -	1:46.207	53.042	2:39.249 (3)	67.11	4.137	09:10:37.932	

P7 910 RMT		Harry GOWER		Suzuki SV650 - RightGear Motorcycles			
IDEAL LAP TIME : 2:34.833		BEST LAP TIME : 2:35.748		DIFFERENCE : 0.915			
LAP	SECTOR 1	SECTOR 2	LAP TIME	MPH	DIFF	TIME OF DAY	
1 -	1:48.700	<b>53.011</b>	2:41.711 (3)	66.09	5.963	09:02:24.009	
2 -	<b>1:41.822</b>	57.494	2:39.316 (2)	67.08	3.568	09:05:03.325	
3 -	1:42.178	53.570	<b>2:35.748 (1)</b>	<b>68.62</b>		<b>09:07:39.073</b>	

# BMCRC - MRO Championships 2023 - Rnd 3 @ Snetterton

## MRO Minitwins & BMCRC Rookie Minitwins

### QUALIFYING - SECTOR ANALYSIS



SECTOR 1 = FL to I1, SECTOR 2 = I1 to FL, DIFF = Difference To Personal Best Lap, P = Crossed Finish Line in Pit Lane, D = Time Disallowed

P8 66		Nik BAKER		Suzuki SV650 - K66, DMR customs			
IDEAL LAP TIME : 2:35.022		BEST LAP TIME : 2:35.828		DIFFERENCE : 0.806			
LAP	SECTOR 1	SECTOR 2	LAP TIME	MPH	DIFF	TIME OF DAY	
1 -	1:57.293	54.397	2:51.690	62.25	15.862	09:02:37.945	
2 -	1:43.698	54.964	2:38.662 (3)	67.36	2.834	09:05:16.607	
3 -	1:43.085	<b>52.743</b>	<b>2:35.828 (1)</b>	<b>68.58</b>		<b>09:07:52.435</b>	
4 -	<b>1:42.279</b>	55.070	2:37.349 (2)	67.92	1.521	09:10:29.784	

P9 15 RMT		James SVENSEN		Suzuki SV650 S - Tom Svensen Racing			
IDEAL LAP TIME : 2:36.533		BEST LAP TIME : 2:36.908		DIFFERENCE : 0.375			
LAP	SECTOR 1	SECTOR 2	LAP TIME	MPH	DIFF	TIME OF DAY	
1 -	1:56.507	54.424	2:50.931	62.52	14.023	09:02:30.983	
2 -	1:45.168	55.812	2:40.980 (3)	66.39	4.072	09:05:11.963	
3 -	1:44.063	<b>53.352</b>	2:37.415 (2)	67.89	0.507	09:07:49.378	
4 -	<b>1:43.181</b>	53.727	<b>2:36.908 (1)</b>	<b>68.11</b>		<b>09:10:26.286</b>	

P10 93		Tony BOTTO		Suzuki SV650 - TB Motorcycles			
IDEAL LAP TIME :		BEST LAP TIME : 2:37.193		DIFFERENCE :			
LAP	SECTOR 1	SECTOR 2	LAP TIME	MPH	DIFF	TIME OF DAY	
1 -			2:50.961 (3)	62.51	13.768	09:02:32.355	
2 -			2:40.461 (2)	66.60	3.268	09:05:12.816	
3 -			<b>2:37.193 (1)</b>	<b>67.99</b>		<b>09:07:50.009</b>	

P11 40		Simon WILKINSON		Suzuki SV650 - S P Wilkinson Engineering Ltd			
IDEAL LAP TIME : 2:35.521		BEST LAP TIME : 2:37.500		DIFFERENCE : 1.979			
LAP	SECTOR 1	SECTOR 2	LAP TIME	MPH	DIFF	TIME OF DAY	
1 -	1:53.826	54.798	2:48.624	63.38	11.124	09:02:29.669	
2 -	1:44.982	54.747	2:39.729 (3)	66.91	2.229	09:05:09.398	
3 -	1:46.427	<b>52.351</b>	2:38.778 (2)	67.31	1.278	09:07:48.176	
4 -	<b>1:43.170</b>	54.330	<b>2:37.500 (1)</b>	<b>67.86</b>		<b>09:10:25.676</b>	

P12 127 RMT		Matthew CHAM		Ducati MONSTER 696 - In development			
IDEAL LAP TIME : 2:40.165		BEST LAP TIME : 2:40.233		DIFFERENCE : 0.068			
LAP	SECTOR 1	SECTOR 2	LAP TIME	MPH	DIFF	TIME OF DAY	
1 -	1:55.475	55.360	2:50.835	62.56	10.602	09:02:33.487	
2 -	<b>1:45.539</b>	56.980	2:42.519 (2)	65.76	2.286	09:05:16.006	
3 -	1:45.607	<b>54.626</b>	<b>2:40.233 (1)</b>	<b>66.70</b>		<b>09:07:56.239</b>	
4 -	1:48.540	54.840	2:43.380 (3)	65.41	3.147	09:10:39.619	

P13 59 RMT		Calvin GRIMES		Suzuki SV650 -			
IDEAL LAP TIME : 2:37.572		BEST LAP TIME : 2:40.908		DIFFERENCE : 3.336			
LAP	SECTOR 1	SECTOR 2	LAP TIME	MPH	DIFF	TIME OF DAY	
1 -	1:49.800	<b>53.972</b>	2:43.772 (2)	65.26	2.864	09:02:23.916	
2 -	<b>1:43.600</b>	57.308	<b>2:40.908 (1)</b>	<b>66.42</b>		<b>09:05:04.824</b>	
3 -	1:51.991	58.083	2:50.074 (3)	62.84	9.166	09:07:54.898	

P14 81		Malvern MAY		Suzuki SV650 - IMP racing			
IDEAL LAP TIME : 2:40.018		BEST LAP TIME : 2:41.191		DIFFERENCE : 1.173			
LAP	SECTOR 1	SECTOR 2	LAP TIME	MPH	DIFF	TIME OF DAY	
1 -	2:00.141	56.496	2:56.637	60.50	15.446	09:02:41.446	
2 -	1:47.041	54.867	2:41.908 (3)	66.01	0.717	09:05:23.354	
3 -	<b>1:46.317</b>	54.874	<b>2:41.191 (1)</b>	<b>66.30</b>		<b>09:08:04.545</b>	
4 -	1:47.547	<b>53.701</b>	2:41.248 (2)	66.28	0.057	09:10:45.793	

# BMCRC - MRO Championships 2023 - Rnd 3 @ Snetterton

## MRO Minitwins & BMCRC Rookie Minitwins

### QUALIFYING - SECTOR ANALYSIS



SECTOR 1 = FL to I1, SECTOR 2 = I1 to FL, DIFF = Difference To Personal Best Lap, P = Crossed Finish Line in Pit Lane, D = Time Disallowed

P15 47		Tristan BOHANAN		Suzuki SV650 -		
IDEAL LAP TIME : 2:41.617		BEST LAP TIME : 2:41.654		DIFFERENCE : 0.037		
LAP	SECTOR 1	SECTOR 2	LAP TIME	MPH	DIFF	TIME OF DAY
1 -	1:55.117	59.608	2:54.725	61.17	13.071	09:02:53.341
2 -	<b>1:46.362</b>	55.292	<b>2:41.654 (1)</b>	<b>66.11</b>		<b>09:05:34.995</b>
3 -	1:48.836	<b>55.255</b>	2:44.091 (2)	65.13	2.437	09:08:19.086
4 -	1:48.617	56.686	2:45.303 (3)	64.65	3.649	09:11:04.389

P16 67 RMT		Simon HARVEY		Suzuki SV650 - Kids Inheritance (Sorry)		
IDEAL LAP TIME : 2:40.604		BEST LAP TIME : 2:42.522		DIFFERENCE : 1.918		
LAP	SECTOR 1	SECTOR 2	LAP TIME	MPH	DIFF	TIME OF DAY
1 -	2:06.466	58.821	3:05.287	57.68	22.765	09:02:47.025
2 -	1:48.199	56.299	2:44.498 (3)	64.97	1.976	09:05:31.523
3 -	<b>1:47.162</b>	55.636	2:42.798 (2)	65.65	0.276	09:08:14.321
4 -	1:49.080	<b>53.442</b>	<b>2:42.522 (1)</b>	<b>65.76</b>		<b>09:10:56.843</b>

P17 170		Darren CONNEELY		Suzuki SV650 -		
IDEAL LAP TIME : 2:49.401		BEST LAP TIME : 2:50.093		DIFFERENCE : 0.692		
LAP	SECTOR 1	SECTOR 2	LAP TIME	MPH	DIFF	TIME OF DAY
1 -	2:01.048	<b>57.711</b>	2:58.759 (2)	59.79	8.666	09:02:41.116
2 -	<b>1:51.690</b>	58.403	<b>2:50.093 (1)</b>	<b>62.83</b>		<b>09:05:31.209</b>

P18 58		Stacey KILLWORTH		Suzuki SV650 - Greenplant/Everns		
IDEAL LAP TIME : 2:51.191		BEST LAP TIME : 2:51.191		DIFFERENCE : 0.000		
LAP	SECTOR 1	SECTOR 2	LAP TIME	MPH	DIFF	TIME OF DAY
1 -	OUTLAP	1:00.645	3:00.564	59.19	9.373	09:03:23.916
2 -	1:52.103	59.502	2:51.605 (2)	62.28	0.414	09:06:15.521
3 -	<b>1:52.008</b>	<b>59.183</b>	<b>2:51.191 (1)</b>	<b>62.43</b>		<b>09:09:06.712</b>

P19 5		Barry MANTELL		Suzuki SV650 S - Swedish car connection		
IDEAL LAP TIME : 2:56.426		BEST LAP TIME : 2:56.426		DIFFERENCE : 0.000		
LAP	SECTOR 1	SECTOR 2	LAP TIME	MPH	DIFF	TIME OF DAY
1 -	<b>1:55.906</b>	<b>1:00.520</b>	<b>2:56.426 (1)</b>	<b>60.58</b>		<b>09:02:53.362</b>
2 -	1:58.819	1:01.586	3:00.405 (2)	59.24	3.979	09:05:53.767

P20 777 RMT		Richard HIRST		Suzuki SV650 - Northern garage conversion		
IDEAL LAP TIME : 2:57.223		BEST LAP TIME : 2:57.223		DIFFERENCE : 0.000		
LAP	SECTOR 1	SECTOR 2	LAP TIME	MPH	DIFF	TIME OF DAY
1 -	1:56.949	1:02.793	2:59.742 (2)	59.46	2.519	09:03:17.401
2 -	1:56.078	1:03.674	2:59.752 (3)	59.46	2.529	09:06:17.153
3 -	<b>1:55.970</b>	<b>1:01.253</b>	<b>2:57.223 (1)</b>	<b>60.30</b>		<b>09:09:14.376</b>

P21 1		David TWYFORD		Suzuki SV650 - MHP, IMP Racing		
IDEAL LAP TIME : 2:58.987		BEST LAP TIME : 2:58.987		DIFFERENCE : 0.000		
LAP	SECTOR 1	SECTOR 2	LAP TIME	MPH	DIFF	TIME OF DAY
1 -	<b>2:01.026</b>	<b>57.961</b>	<b>2:58.987 (1)</b>	<b>59.71</b>		<b>09:02:38.827</b>

P22 38 RMT		Peter MOSS		Suzuki SV650 - CharlieMossRacing		
IDEAL LAP TIME : 2:59.095		BEST LAP TIME : 2:59.095		DIFFERENCE : 0.000		
LAP	SECTOR 1	SECTOR 2	LAP TIME	MPH	DIFF	TIME OF DAY
1 -	2:05.357	1:01.414	3:06.771 (2)	57.22	7.676	09:02:49.870
2 -	<b>1:58.668</b>	<b>1:00.427</b>	<b>2:59.095 (1)</b>	<b>59.67</b>		<b>09:05:48.965</b>

# BMCRC - MRO Championships 2023 - Rnd 3 @ Snetterton

## MRO Minitwins & BMCRC Rookie Minitwins

### QUALIFYING - SECTOR ANALYSIS



SECTOR 1 = FL to I1, SECTOR 2 = I1 to FL, DIFF = Difference To Personal Best Lap, P = Crossed Finish Line in Pit Lane, D = Time Disallowed

<b>P23 138</b>		<b>Craig JARMIN</b>		Suzuki SV650 - SK PreP			
IDEAL LAP TIME : 2:57.600		BEST LAP TIME : 2:59.558		DIFFERENCE : 1.958			
LAP	SECTOR 1	SECTOR 2	LAP TIME	MPH	DIFF	TIME OF DAY	
1 -	<b>1:55.989</b>	1:05.651	3:01.640 (2)	58.84	2.082	09:03:00.862	
2 -	2:00.295	<b>1:01.611</b>	3:01.906 (3)	58.75	2.348	09:06:02.768	
3 -	1:57.551	1:02.007	<b>2:59.558 (1)</b>	<b>59.52</b>		<b>09:09:02.326</b>	
4 -	2:00.220	1:02.174	3:02.394	58.59	2.836	09:12:04.720	

<b>P24 104 RMT</b>		<b>Jack GRIFFITHS</b>		Suzuki SV650 -			
IDEAL LAP TIME : 2:59.969		BEST LAP TIME : 3:00.105		DIFFERENCE : 0.136			
LAP	SECTOR 1	SECTOR 2	LAP TIME	MPH	DIFF	TIME OF DAY	
1 -	2:07.672	1:02.384	3:10.056 (3)	56.23	9.951	09:03:10.353	
2 -	1:57.852	<b>1:02.253</b>	<b>3:00.105 (1)</b>	<b>59.34</b>		<b>09:06:10.458</b>	
3 -	<b>1:57.716</b>	1:02.831	3:00.547 (2)	59.19	0.442	09:09:11.005	

<b>P25 73</b>		<b>Esteban LECOQ</b>		Suzuki SV650 SK5 - Lifesafety Motorsport			
IDEAL LAP TIME : 2:58.217		BEST LAP TIME : 3:00.209		DIFFERENCE : 1.992			
LAP	SECTOR 1	SECTOR 2	LAP TIME	MPH	DIFF	TIME OF DAY	
1 -	2:04.533	<b>1:02.523</b>	3:07.056 (2)	57.13	6.847	09:03:16.399	
2 -	1:56.494	1:03.715	<b>3:00.209 (1)</b>	<b>59.30</b>		<b>09:06:16.608</b>	

<b>P26 8</b>		<b>Stuart ALBON</b>		Suzuki SV650 - Winter Sun Skydiving			
IDEAL LAP TIME : 3:09.012		BEST LAP TIME : 3:09.012		DIFFERENCE : 0.000			
LAP	SECTOR 1	SECTOR 2	LAP TIME	MPH	DIFF	TIME OF DAY	
1 -	2:16.124	1:09.099	3:25.223 (3)	52.08	16.211	09:03:25.195	
2 -	2:09.234	1:06.556	3:15.790 (2)	54.58	6.778	09:06:40.985	
3 -	<b>2:03.837</b>	<b>1:05.175</b>	<b>3:09.012 (1)</b>	<b>56.54</b>		<b>09:09:49.997</b>	

<b>P27 10 RMT</b>		<b>Ian LAURIE</b>		Suzuki SV650 - S E Fire Safety			
IDEAL LAP TIME : 3:11.612		BEST LAP TIME : 3:11.612		DIFFERENCE : 0.000			
LAP	SECTOR 1	SECTOR 2	LAP TIME	MPH	DIFF	TIME OF DAY	
1 -	2:07.772	1:07.364	3:15.136 (2)	54.77	3.524	09:03:03.030	
2 -	<b>2:06.625</b>	<b>1:04.987</b>	<b>3:11.612 (1)</b>	<b>55.77</b>		<b>09:06:14.642</b>	
3 -	2:18.709	1:10.237	3:28.946 (3)	51.15	17.334	09:09:43.588	

<b>P28 17 RMT</b>		<b>Alex BUCHANAN</b>		Suzuki SV650 -			
IDEAL LAP TIME : 3:15.290		BEST LAP TIME : 3:15.992		DIFFERENCE : 0.702			
LAP	SECTOR 1	SECTOR 2	LAP TIME	MPH	DIFF	TIME OF DAY	
1 -	2:08.095	1:07.897	<b>3:15.992 (1)</b>	<b>54.53</b>		<b>09:03:00.702</b>	
2 -	<b>2:08.058</b>	1:08.019	3:16.077 (2)	54.50	0.085	09:06:16.779	
3 -	2:11.606	<b>1:07.232</b>	3:18.838 (3)	53.75	2.846	09:09:35.617	

# BMCRC - MRO Championships 2023 - Rnd 3 @ Snetterton

## MRO Minitwins & BMCRC Rookie Minitwins

### QUALIFYING - BEST SECTORS

SECTOR 1				SECTOR 2				IDEAL / BEST COMPARISON				
POS	NO	NAME	TIME	NO	NAME	TIME	POS	NO	NAME	IDEAL	BEST	DIFF
									<b>PERFECT LAP</b>	<b>2:25.025</b>		
1	22	DOWDS	1:35.939	22	DOWDS	49.086	1	22	DOWDS	2:25.025	2:25.025	0.000
2	19	LILLEY	1:36.189	19	LILLEY	49.269	2	19	LILLEY	2:25.458	2:25.458	0.000
3	3	ARBON	1:39.522	3	ARBON	50.398	3	3	ARBON	2:29.920	2:29.920	0.000
4	78	FRAMPTON	1:40.857	78	FRAMPTON	50.632	4	78	FRAMPTON	2:31.489	2:31.489	0.000
5	910	GOWER	1:41.822	34	JOHNSON	52.019	5	910	GOWER	2:34.833	2:35.748	0.915
6	66	BAKER	1:42.279	167	SMITH	52.095	6	167	SMITH	2:34.922	2:34.922	0.000
7	167	SMITH	1:42.827	40	WILKINSON	52.351	7	66	BAKER	2:35.022	2:35.828	0.806
8	34	JOHNSON	1:43.093	66	BAKER	52.743	8	34	JOHNSON	2:35.112	2:35.112	0.000
9	40	WILKINSON	1:43.170	910	GOWER	53.011	9	40	WILKINSON	2:35.521	2:37.500	1.979
10	15	SVENSEN	1:43.181	15	SVENSEN	53.352	10	15	SVENSEN	2:36.533	2:36.908	0.375
11	59	GRIMES	1:43.600	67	HARVEY	53.442	11	59	GRIMES	2:37.572	2:40.908	3.336
12	127	CHAM	1:45.539	81	MAY	53.701	12	81	MAY	2:40.018	2:41.191	1.173
13	81	MAY	1:46.317	59	GRIMES	53.972	13	127	CHAM	2:40.165	2:40.233	0.068
14	47	BOHANAN	1:46.362	127	CHAM	54.626	14	67	HARVEY	2:40.604	2:42.522	1.918
15	67	HARVEY	1:47.162	47	BOHANAN	55.255	15	47	BOHANAN	2:41.617	2:41.654	0.037
16	170	CONNELY	1:51.690	170	CONNELY	57.711	16	170	CONNELY	2:49.401	2:50.093	0.692
17	58	KILLWORTH	1:52.008	1	TWYFORD	57.961	17	58	KILLWORTH	2:51.191	2:51.191	0.000
18	74	BLACK	1:53.693	58	KILLWORTH	59.183	18	5	MANTELL	2:56.426	2:56.426	0.000
19	73	LECOQ	1:55.694	38	MOSS	1:00.427	19	777	HIRST	2:57.223	2:57.223	0.000
20	5	MANTELL	1:55.906	5	MANTELL	1:00.520	20	138	JARMIN	2:57.600	2:59.558	1.958
21	777	HIRST	1:55.970	777	HIRST	1:01.253	21	73	LECOQ	2:58.217	3:00.209	1.992
22	138	JARMIN	1:55.989	138	JARMIN	1:01.611	22	1	TWYFORD	2:58.987	2:58.987	0.000
23	104	GRIFFITHS	1:57.716	104	GRIFFITHS	1:02.253	23	38	MOSS	2:59.095	2:59.095	0.000
24	38	MOSS	1:58.668	73	LECOQ	1:02.523	24	104	GRIFFITHS	2:59.969	3:00.105	0.136
25	1	TWYFORD	2:01.026	10	LAURIE	1:04.987	25	8	ALBON	3:09.012	3:09.012	0.000
26	8	ALBON	2:03.837	8	ALBON	1:05.175	26	10	LAURIE	3:11.612	3:11.612	0.000
27	10	LAURIE	2:06.625	17	BUCHANAN	1:07.232	27	17	BUCHANAN	3:15.290	3:15.992	0.702
28	17	BUCHANAN	2:08.058				28	93	BOTTO		2:37.193	
29	26	DARBY	2:11.664									
30												

# BMCRC - MRO Championships 2023 - Rnd 3 @ Snetterton

## MRO Minitwins & BMCRC Rookie Minitwins

### QUALIFYING - STATISTICS

**Competitors Started** 30  
**Planned Start** 2023-05-06 @ 09:00:00.000  
**Actual Start** 2023-05-06 @ 08:59:21.421  
**Finish Time** 2023-05-06 @ 09:09:16.933  
**Track Length** 2.9689mi.  
**Total Laps** 91  
**Total Distance Covered** 270.1709mi.

### Session Fastest Lap History

NO	CL	NAME	LAP TIME	TIME OF DAY	LAP	VEHICLE
22		Darren DOWDS	<b>2:33.671</b>	09:02:11.493	1	Suzuki SV650
19		Kevin LILLEY	<b>2:33.008</b>	09:02:11.672	1	Suzuki SV650
22		Darren DOWDS	<b>2:28.590</b>	09:04:40.083	2	Suzuki SV650
22		Darren DOWDS	<b>2:25.025</b>	09:07:05.108	3	Suzuki SV650

### Flag History

TYPE	TIME OF DAY
GREEN	08:59:21.421
FINISH	09:09:16.933

### Flag Statistics

TYPE	COUNT	TOTAL LAPS	TOTAL TIME
Green	1	4	13:49.313
Red	0	0	0.000
Safety Car	0	0	0.000
FCY	0	0	0.000

# BMCRC - MRO Championships 2023 - Rnd 3 @ Snetterton

## MRO Minitwins & BMCRC Rookie Minitwins

### QUALIFYING - STATISTICS

CLASS :

19 Starters

#### Fastest Lap History

NO	NAME	LAP TIME	TIME OF DAY	LAP	VEHICLE
22	Darren DOWDS	<b>2:33.671</b>	09:02:11.493	1	Suzuki SV650
19	Kevin LILLEY	<b>2:33.008</b>	09:02:11.672	1	Suzuki SV650
22	Darren DOWDS	<b>2:28.590</b>	09:04:40.083	2	Suzuki SV650
22	Darren DOWDS	<b>2:25.025</b>	09:07:05.108	3	Suzuki SV650



# BMCRC - MRO Championships 2023 - Rnd 3 @ Snetterton

## MRO Minitwins & BMCRC Rookie Minitwins

### QUALIFYING - STATISTICS

CLASS : RMT

11 Starters

#### Fastest Lap History

NO	NAME	LAP TIME	TIME OF DAY	LAP	VEHICLE
59	Calvin GRIMES	<b>2:43.772</b>	09:02:23.936	1	Suzuki SV650
910	Harry GOWER	<b>2:41.711</b>	09:02:24.032	1	Suzuki SV650
910	Harry GOWER	<b>2:39.316</b>	09:05:03.348	2	Suzuki SV650
167	Terry SMITH	<b>2:38.717</b>	09:05:10.675	2	Suzuki SV650
910	Harry GOWER	<b>2:35.748</b>	09:07:39.096	3	Suzuki SV650
167	Terry SMITH	<b>2:34.922</b>	09:07:45.598	3	Suzuki SV650

# BMCRC - MRO Championships 2023 - Rnd 3 @ Snetterton



## MRO Minitwins & BMCRC Rookie Minitwins

### RACE 1 - GRID (5 Laps)

ROW 12				34	<b>321</b> Illia ZHURAVEL			
ROW 11		33	<b>191</b> Justin GRACE	32	<b>158</b> Danny BRENNAN	31	<b>18</b> Stephen LANE	
ROW 10	30	<b>74</b> Daniel BLACK	29	<b>26</b> Piers DARBY	28	<b>17</b> Alex BUCHANAN	3:15.992	
ROW 9			27	<b>10</b> Ian LAURIE	26	<b>8</b> Stuart ALBON	25	<b>73</b> Esteban LECOQ
ROW 8	24	<b>104</b> Jack GRIFFITHS	23	<b>138</b> Craig JARMIN	22	<b>38</b> Peter MOSS	3:00.105	
ROW 7			21	<b>1</b> David TWYFORD	20	<b>777</b> Richard HIRST	19	<b>5</b> Barry MANTELL
ROW 6	18	<b>58</b> Stacey KILLWORTH	17	<b>170</b> Darren CONNEELY	16	<b>67</b> Simon HARVEY	2:58.987	
ROW 5			15	<b>47</b> Tristan BOHANAN	14	<b>81</b> Malvern MAY	13	<b>59</b> Calvin GRIMES
ROW 4	12	<b>127</b> Matthew CHAM	11	<b>40</b> Simon WILKINSON	10	<b>93</b> Tony BOTTO	2:51.191	
ROW 3			9	<b>15</b> James SVENSEN	8	<b>66</b> Nik BAKER	7	<b>910</b> Harry GOWER
ROW 2	6	<b>34</b> Andrew JOHNSON	5	<b>167</b> Terry SMITH	4	<b>78</b> Tim FRAMPTON	2:40.233	
ROW 1			3	<b>3</b> Oliver ARBON	2	<b>19</b> Kevin LILLEY	1	<b>22</b> Darren DOWDS
							<b>Pole</b>	

Snetterton 300: 2.9689 miles

These results are provisional until the conclusion of any judicial and technical matters.

Clerk Of Course :	Stewards :	Timekeeper : Richard Evans
-------------------	------------	----------------------------

Results can be found at [www.tsl-timing.com](http://www.tsl-timing.com)

Printed - 09:16 Saturday, 06 May 2023



# BMCRC - MRO Championships 2023 - Rnd 3 @ Snetterton



## MRO Minitwins & BMCRC Rookie Minitwins

### RACE 1 - CLASSIFICATION

POS	NO	CL	PIC NAME	ENTRY	LAPS	TIME	GAP	DIFF	MPH	BEST	ON
1	1		1 David TWYFORD	Suzuki SV650 - MHP, IMP Racing	5	11:04.185			80.46	2:09.362	2
2	22		2 Darren DOWDS	Suzuki SV650 - sublime dsg Ltd	5	11:06.416	2.231	2.231	80.19	2:11.163	4
3	19		3 Kevin LILLEY	Suzuki SV650 - Trafalgar Cleaning Eqpt. / Steve Jorc	5	11:07.228	3.043	0.812	80.09	2:10.987	4
4	58		4 Stacey KILLWORTH	Suzuki SV650 - Greenplant/Everns	5	11:08.715	4.530	1.487	79.91	2:10.927	4
5	34		5 Andrew JOHNSON	Suzuki SV650 - Rose & Charlie Racing	5	11:14.035	9.850	5.320	79.28	2:12.064	3
6	5		6 Barry MANTELL	Suzuki SV650 S - Swedish car connection	5	11:17.574	13.389	3.539	78.87	2:12.491	4
7	170		7 Darren CONNEELY	Suzuki SV650 -	5	11:17.755	13.570	0.181	78.84	2:11.813	4
8	66		8 Nik BAKER	Suzuki SV650 - K66, DMR customs	5	11:17.851	13.666	0.096	78.83	2:12.471	5
9	3		9 Oliver ARBON	Suzuki SV650 - tt plumbing and heating	5	11:20.817	16.632	2.966	78.49	2:13.097	4
10	15	RMT	1 James SVENSEN	Suzuki SV650 S - Tom Svensen Racing	5	11:36.708	32.523	15.891	76.70	2:16.207	4
11	74		10 Daniel BLACK	Suzuki SV650 - DAD	5	11:36.905	32.720	0.197	76.68	2:15.383	4
12	910	RMT	2 Harry GOWER	Suzuki SV650 - RightGear Motorcycles	5	11:38.111	33.926	1.206	76.54	2:16.056	5
13	81		11 Malvern MAY	Suzuki SV650 - IMP racing	5	11:44.402	40.217	6.291	75.86	2:17.107	5
14	78		12 Tim FRAMPTON	Suzuki SV650 - K66	5	11:47.019	42.834	2.617	75.58	2:19.091	4
15	93		13 Tony BOTTO	Suzuki SV650 - TB Motorcycles	5	11:48.595	44.410	1.576	75.41	2:18.986	4
16	73		14 Esteban LECOQ	Suzuki SV650 SK5 - Lifesafety Motorsport	5	11:48.990	44.805	0.395	75.37	2:17.815	5
17	138		15 Craig JARMIN	Suzuki SV650 - SK PreP	5	11:52.297	48.112	3.307	75.02	2:17.202	5
18	67	RMT	3 Simon HARVEY	Suzuki SV650 - Kids Inheritance (Sorry)	5	11:53.094	48.909	0.797	74.94	2:18.130	5
19	47		16 Tristan BOHANAN	Suzuki SV650 -	5	11:53.766	49.581	0.672	74.87	2:19.411	3
20	167	RMT	4 Terry SMITH	Suzuki SV650 - IMP Racing	5	11:54.557	50.372	0.791	74.78	2:18.979	5
21	26		17 Piers DARBY	Suzuki SV650 - Darby Racing	5	12:08.520	1:04.335	13.963	73.35	2:22.640	2
22	127	RMT	5 Matthew CHAM	Ducati MONSTER 696 - In development	5	12:08.575	1:04.390	0.055	73.34	2:21.292	3
23	59	RMT	6 Calvin GRIMES	Suzuki SV650 -	5	12:30.663	1:26.478	22.088	71.19	2:26.260	4
24	777	RMT	7 Richard HIRST	Suzuki SV650 - Northern garage conversion	5	12:39.634	1:35.449	8.971	70.35	2:27.161	3
25	10	RMT	8 Ian LAURIE	Suzuki SV650 - S E Fire Safety	5	13:06.193	2:02.008	26.559	67.97	2:31.901	2
26	38	RMT	9 Peter MOSS	Suzuki SV650 - CharlieMossRacing	4	11:05.923	1 Lap	1 Lap	64.20	2:43.809	4
27	17	RMT	10 Alex BUCHANAN	Suzuki SV650 -	4	11:10.894	1 Lap	4.971	63.72	2:43.759	2
28	8		18 Stuart ALBON	Suzuki SV650 - Winter Sun Skydiving	4	11:11.206	1 Lap	0.312	63.69	2:45.182	4

#### NOT CLASSIFIED

DNF	40		Simon WILKINSON	Suzuki SV650 - S P Wilkinson Engineering Ltd	3	7:16.139	2 Laps	1 Lap	73.51	2:20.820	3
DNF	104	RMT	Jack GRIFFITHS	Suzuki SV650 -	0						
DNF	321	RMT	Illia ZHURAVEL	Suzuki SV650 -	0						

#### FASTEST LAP

1			David TWYFORD	Suzuki SV650 - MHP, IMP Racing	2	2:09.362		82.62 mph		132.96 kph	
910	RMT		Harry GOWER	Suzuki SV650 - RightGear Motorcycles	5	2:16.056		78.55 mph		126.42 kph	

Class - 92.5% of Race Speed = 74.42 mph  
 Class RMT - 92.5% of Race Speed = 70.94 mph

Race Distance: 5 Laps / 14.84 miles  
 Snetterton 300: 2.9689 miles

Weather / Track : Cloudy / Dry

These results are provisional until the conclusion of any judicial and technical matters.

Date: 06/05/2023 Start: 11:29 Finish: 11:40

Clerk Of Course :	Stewards :	Timekeeper : Richard Evans
-------------------	------------	----------------------------

Results can be found at [www.tsl-timing.com](http://www.tsl-timing.com)

Printed - 11:43 Saturday, 06 May 2023



# BMCRC - MRO Championships 2023 - Rnd 3 @ Snetterton

## MRO Minitwins & BMCRC Rookie Minitwins

### RACE 1 - LAP CHART

LAP 1 @ 11:31:34.312			LAP 3 @ 11:35:59.847			LAP 2 @ 11:33:47.452			LAP 4 @ 11:38:09.947		
NO	BEHIND	LAP TIME	NO	BEHIND	LAP TIME	NO	BEHIND	LAP TIME	NO	BEHIND	LAP TIME
22		2:18.215	22		2:12.216	19		2:12.772	1		2:09.503
19	0.368	2:18.583	1	0.597	2:12.605	22	0.179	2:13.319	22	1.063	2:11.163
34	3.230	2:21.445	19	0.726	2:13.121	1	0.387	2:09.362	19	1.613	2:10.987
1	4.165	2:22.380	58	2.674	2:11.606	58	3.463	2:11.664	58	3.501	2:10.927
3	4.356	2:22.571	34	3.334	2:12.064	34	3.665	2:13.575	34	6.459	2:13.225
58	4.939	2:23.154	66	7.909	2:13.327	66	6.977	2:14.893	170	10.441	2:11.813
66	5.224	2:23.439	170	8.728	2:12.521	3	7.261	2:16.045	5	11.210	2:12.491
78	7.656	2:25.871	5	8.819	2:12.505	170	8.602	2:13.788	66	11.530	2:13.721
170	7.954	2:26.169	3	9.962	2:15.096	5	8.709	2:13.858	3	12.959	2:13.097
5	7.991	2:26.206	15	19.713	2:16.799	910	14.831	2:19.609	15	25.820	2:16.207
910	8.362	2:26.577	910	20.597	2:18.161	15	15.309	2:19.442	74	27.450	2:15.383
15	9.007	2:27.222	74	22.167	2:15.901	78	16.079	2:21.563	910	28.205	2:17.708
93	11.014	2:29.229	81	24.236	2:18.991	81	17.640	2:18.805	78	33.346	2:19.091
81	11.975	2:30.190	78	24.355	2:20.671	93	18.632	2:20.758	81	33.445	2:19.309
67	12.010	2:30.225	93	26.080	2:19.843	74	18.661	2:19.526	93	34.966	2:18.986
74	12.275	2:30.490	73	29.207	2:19.756	67	19.778	2:20.908	73	37.325	2:18.218
167	13.038	2:31.253	67	29.371	2:21.988	167	21.177	2:21.279	47	39.901	2:20.031
138	13.551	2:31.766	47	29.970	2:19.411	73	21.846	2:20.524	67	41.114	2:21.843
40	14.396	2:32.611	138	30.757	2:20.247	138	22.905	2:22.494	138	41.245	2:20.588
73	14.462	2:32.677	167	30.776	2:21.994	47	22.954	2:21.293	167	41.728	2:21.052
47	14.801	2:33.016	40	32.389	2:20.820	40	23.964	2:22.708	26	51.168	2:24.742
26	15.680	2:33.895	26	36.526	2:23.741	26	25.180	2:22.640	127	52.481	2:21.540
777	20.826	2:39.041	127	41.041	2:21.292	127	32.144	2:23.942	59	1:08.838	2:26.260
127	21.342	2:39.557	777	51.829	2:27.161	777	37.063	2:29.377	777	1:11.297	2:29.568
59	21.464	2:39.679	59	52.678	2:27.371	59	37.702	2:29.378	10	1:32.178	2:38.283
10	23.779	2:41.994	10	1:03.995	2:33.850	10	42.540	2:31.901			
38	33.610	2:51.825	38	1:38.364	2:45.453	38	1:05.306	2:44.836			
8	36.548	2:54.763	17	1:41.100	2:45.527	17	1:07.968	2:43.759			
17	37.349	2:55.564	8	1:42.274	2:45.517	8	1:09.152	2:45.744			

LAP 5 @ 11:40:20.282		
NO	BEHIND	LAP TIME
1		2:10.335
38	1 Lap	2:43.809

Weather / Track : Cloudy / Dry

Results can be found at [www.tsl-timing.com](http://www.tsl-timing.com)

Snetterton 300: 2.9689 miles  
Date: 06/05/2023 Start: 11:29 Finish: 11:40

Printed - 11:45 Saturday, 06 May 2023

# BMCRC - MRO Championships 2023 - Rnd 3 @ Snetterton

## MRO Minitwins & BMCRC Rookie Minitwins

### RACE 1 - POSITION CHART

No	Name	Lap Pos	Lap				
			1	2	3	4	5
22	DOWDS	1	22	19	22	1	1
19	LILLEY	2	19	22	1	22	22
3	ARBON	3	34	1	19	19	19
78	FRAMPTON	4	1	58	58	58	58
167	SMITH	5	3	34	34	34	34
34	JOHNSON	6	58	66	66	170	5
910	GOWER	7	66	3	170	5	170
66	BAKER	8	78	170	5	66	66
15	SVENSEN	9	170	5	3	3	3
93	BOTTO	10	5	910	15	15	15
40	WILKINSON	11	910	15	910	74	74
127	CHAM	12	15	78	74	910	910
59	GRIMES	13	93	81	81	78	81
81	MAY	14	81	93	78	81	78
47	BOHANAN	15	67	74	93	93	93
67	HARVEY	16	74	67	73	73	73
170	CONNELLY	17	167	167	67	47	138
58	KILLWORTH	18	138	73	47	67	67
5	MANTELL	19	40	138	138	138	47
777	HIRST	20	73	47	167	167	167
1	TWYFORD	21	47	40	40	26	26
38	MOSS	22	26	26	26	127	127
138	JARMIN	23	777	127	127	59	59
104	GRIFFITHS	24	127	777	777	777	777
73	LECOQ	25	59	59	59	10	10
8	ALBON	26	10	10	10	38	
10	LAURIE	27	38	38	38	17	
17	BUCHANAN	28	8	17	17	8	
26	DARBY	29	17	8	8		
74	BLACK	30					
321	ZHURAVEL	31					

# BMCRC - MRO Championships 2023 - Rnd 3 @ Snetterton

## MRO Minitwins & BMCRC Rookie Minitwins

### RACE 1 - SECTOR ANALYSIS



SECTOR 1 = FL to I1, SECTOR 2 = I1 to FL, DIFF = Difference To Personal Best Lap, P = Crossed Finish Line in Pit Lane, D = Time Disallowed

P1 1		David TWYFORD		Suzuki SV650 - MHP, IMP Racing		
IDEAL LAP TIME : 2:09.140		BEST LAP TIME : 2:09.362		DIFFERENCE : 0.222		
LAP	SECTOR 1	SECTOR 2	LAP TIME	MPH	DIFF	TIME OF DAY
1 -		43.813	2:22.380	75.06	13.018	11:31:38.477
2 -	<b>1:26.376</b>	42.986	<b>2:09.362 (1)</b>	<b>82.62</b>		<b>11:33:47.839</b>
3 -	1:28.367	44.238	2:12.605	80.60	3.243	11:36:00.444
4 -	1:26.739	<b>42.764</b>	2:09.503 (2)	82.53	0.141	11:38:09.947
5 -	1:26.432	43.903	2:10.335 (3)	82.00	0.973	11:40:20.282

P2 22		Darren DOWDS		Suzuki SV650 - sublime dsg Ltd		
IDEAL LAP TIME : 2:10.521		BEST LAP TIME : 2:11.163		DIFFERENCE : 0.642		
LAP	SECTOR 1	SECTOR 2	LAP TIME	MPH	DIFF	TIME OF DAY
1 -		44.485	2:18.215	77.32	7.052	11:31:34.312
2 -	1:28.921	44.398	2:13.319	80.16	2.156	11:33:47.631
3 -	1:28.528	43.688	2:12.216 (3)	80.83	1.053	11:35:59.847
4 -	1:27.497	<b>43.666</b>	<b>2:11.163 (1)</b>	<b>81.48</b>		<b>11:38:11.010</b>
5 -	<b>1:26.855</b>	44.648	2:11.503 (2)	81.27	0.340	11:40:22.513

P3 19		Kevin LILLEY		Suzuki SV650 - Trafalgar Cleaning Eqpt. / Steve Jordan Motorcy		
IDEAL LAP TIME : 2:10.279		BEST LAP TIME : 2:10.987		DIFFERENCE : 0.708		
LAP	SECTOR 1	SECTOR 2	LAP TIME	MPH	DIFF	TIME OF DAY
1 -		44.180	2:18.583	77.12	7.596	11:31:34.680
2 -	1:28.255	44.517	2:12.772 (3)	80.49	1.785	11:33:47.452
3 -	1:28.692	44.429	2:13.121	80.28	2.134	11:36:00.573
4 -	1:27.284	<b>43.703</b>	<b>2:10.987 (1)</b>	<b>81.59</b>		<b>11:38:11.560</b>
5 -	<b>1:26.576</b>	45.189	2:11.765 (2)	81.11	0.778	11:40:23.325

P4 58		Stacey KILLWORTH		Suzuki SV650 - Greenplant/Evems		
IDEAL LAP TIME : 2:10.927		BEST LAP TIME : 2:10.927		DIFFERENCE : 0.000		
LAP	SECTOR 1	SECTOR 2	LAP TIME	MPH	DIFF	TIME OF DAY
1 -		44.059	2:23.154	74.66	12.227	11:31:39.251
2 -	1:27.828	43.836	2:11.664	81.17	0.737	11:33:50.915
3 -	1:27.590	44.016	2:11.606 (3)	81.21	0.679	11:36:02.521
4 -	<b>1:27.189</b>	<b>43.738</b>	<b>2:10.927 (1)</b>	<b>81.63</b>		<b>11:38:13.448</b>
5 -	1:27.244	44.120	2:11.364 (2)	81.36	0.437	11:40:24.812

P5 34		Andrew JOHNSON		Suzuki SV650 - Rose & Charlie Racing		
IDEAL LAP TIME : 2:12.064		BEST LAP TIME : 2:12.064		DIFFERENCE : 0.000		
LAP	SECTOR 1	SECTOR 2	LAP TIME	MPH	DIFF	TIME OF DAY
1 -		45.014	2:21.445	75.56	9.381	11:31:37.542
2 -	1:29.291	44.284	2:13.575 (3)	80.01	1.511	11:33:51.117
3 -	<b>1:28.181</b>	<b>43.883</b>	<b>2:12.064 (1)</b>	<b>80.93</b>		<b>11:36:03.181</b>
4 -	1:28.758	44.467	2:13.225 (2)	80.22	1.161	11:38:16.406
5 -	1:29.211	44.515	2:13.726	79.92	1.662	11:40:30.132

P6 5		Barry MANTELL		Suzuki SV650 S - Swedish car connection		
IDEAL LAP TIME : 2:11.992		BEST LAP TIME : 2:12.491		DIFFERENCE : 0.499		
LAP	SECTOR 1	SECTOR 2	LAP TIME	MPH	DIFF	TIME OF DAY
1 -		45.730	2:26.206	73.10	13.715	11:31:42.303
2 -	1:29.894	43.964	2:13.858	79.84	1.367	11:33:56.161
3 -	<b>1:28.159</b>	44.346	2:12.505 (2)	80.66	0.014	11:36:08.666
4 -	1:28.658	<b>43.833</b>	<b>2:12.491 (1)</b>	<b>80.67</b>		<b>11:38:21.157</b>
5 -	1:28.265	44.249	2:12.514 (3)	80.65	0.023	11:40:33.671

# BMCRC - MRO Championships 2023 - Rnd 3 @ Snetterton

## MRO Minitwins & BMCRC Rookie Minitwins

### RACE 1 - SECTOR ANALYSIS



SECTOR 1 = FL to I1, SECTOR 2 = I1 to FL, DIFF = Difference To Personal Best Lap, P = Crossed Finish Line in Pit Lane, D = Time Disallowed

P7 170		Darren CONNEELY		Suzuki SV650 -		
IDEAL LAP TIME : 2:11.813		BEST LAP TIME : 2:11.813		DIFFERENCE : 0.000		
LAP	SECTOR 1	SECTOR 2	LAP TIME	MPH	DIFF	TIME OF DAY
1 -		46.229	2:26.169	73.12	14.356	11:31:42.266
2 -	1:29.543	44.245	2:13.788	79.88	1.975	11:33:56.054
3 -	1:28.257	44.264	2:12.521 (2)	80.65	0.708	11:36:08.575
4 -	<b>1:27.935</b>	<b>43.878</b>	<b>2:11.813 (1)</b>	<b>81.08</b>		<b>11:38:20.388</b>
5 -	1:28.862	44.602	2:13.464 (3)	80.08	1.651	11:40:33.852

P8 66		Nik BAKER		Suzuki SV650 - K66, DMR customs		
IDEAL LAP TIME : 2:12.394		BEST LAP TIME : 2:12.471		DIFFERENCE : 0.077		
LAP	SECTOR 1	SECTOR 2	LAP TIME	MPH	DIFF	TIME OF DAY
1 -		44.619	2:23.439	74.51	10.968	11:31:39.536
2 -	1:30.318	44.575	2:14.893	79.23	2.422	11:33:54.429
3 -	1:29.721	<b>43.606</b>	2:13.327 (2)	80.16	0.856	11:36:07.756
4 -	1:29.642	44.079	2:13.721 (3)	79.92	1.250	11:38:21.477
5 -	<b>1:28.788</b>	43.683	<b>2:12.471 (1)</b>	<b>80.68</b>		<b>11:40:33.948</b>

P9 3		Oliver ARBON		Suzuki SV650 - tt plumbing and heating		
IDEAL LAP TIME : 2:13.097		BEST LAP TIME : 2:13.097		DIFFERENCE : 0.000		
LAP	SECTOR 1	SECTOR 2	LAP TIME	MPH	DIFF	TIME OF DAY
1 -		45.603	2:22.571	74.96	9.474	11:31:38.668
2 -	1:31.028	45.017	2:16.045	78.56	2.948	11:33:54.713
3 -	1:29.755	45.341	2:15.096 (3)	79.11	1.999	11:36:09.809
4 -	<b>1:28.791</b>	<b>44.306</b>	<b>2:13.097 (1)</b>	<b>80.30</b>		<b>11:38:22.906</b>
5 -	1:28.914	45.094	2:14.008 (2)	79.75	0.911	11:40:36.914

P10 15 RMT		James SVENSEN		Suzuki SV650 S - Tom Svensen Racing		
IDEAL LAP TIME : 2:16.207		BEST LAP TIME : 2:16.207		DIFFERENCE : 0.000		
LAP	SECTOR 1	SECTOR 2	LAP TIME	MPH	DIFF	TIME OF DAY
1 -		46.967	2:27.222	72.59	11.015	11:31:43.319
2 -	1:32.871	46.571	2:19.442	76.64	3.235	11:34:02.761
3 -	1:30.898	45.901	2:16.799 (2)	78.12	0.592	11:36:19.560
4 -	<b>1:30.456</b>	<b>45.751</b>	<b>2:16.207 (1)</b>	<b>78.46</b>		<b>11:38:35.767</b>
5 -	1:31.163	45.875	2:17.038 (3)	77.99	0.831	11:40:52.805

P11 74		Daniel BLACK		Suzuki SV650 - DAD		
IDEAL LAP TIME : 2:14.337		BEST LAP TIME : 2:15.383		DIFFERENCE : 1.046		
LAP	SECTOR 1	SECTOR 2	LAP TIME	MPH	DIFF	TIME OF DAY
1 -		46.934	2:30.490	71.02	15.107	11:31:46.587
2 -	1:32.690	46.836	2:19.526	76.60	4.143	11:34:06.113
3 -	1:30.806	45.095	2:15.901 (3)	78.64	0.518	11:36:22.014
4 -	<b>1:29.774</b>	45.609	<b>2:15.383 (1)</b>	<b>78.94</b>		<b>11:38:37.397</b>
5 -	1:31.042	<b>44.563</b>	2:15.605 (2)	78.81	0.222	11:40:53.002

P12 910 RMT		Harry GOWER		Suzuki SV650 - RightGear Motorcycles		
IDEAL LAP TIME : 2:16.056		BEST LAP TIME : 2:16.056		DIFFERENCE : 0.000		
LAP	SECTOR 1	SECTOR 2	LAP TIME	MPH	DIFF	TIME OF DAY
1 -		47.611	2:26.577	72.91	10.521	11:31:42.674
2 -	1:32.990	46.619	2:19.609	76.55	3.553	11:34:02.283
3 -	1:31.958	46.203	2:18.161 (3)	77.35	2.105	11:36:20.444
4 -	1:31.018	46.690	2:17.708 (2)	77.61	1.652	11:38:38.152
5 -	<b>1:30.454</b>	<b>45.602</b>	<b>2:16.056 (1)</b>	<b>78.55</b>		<b>11:40:54.208</b>

# BMCRC - MRO Championships 2023 - Rnd 3 @ Snetterton

## MRO Minitwins & BMCRC Rookie Minitwins

### RACE 1 - SECTOR ANALYSIS



SECTOR 1 = FL to I1, SECTOR 2 = I1 to FL, DIFF = Difference To Personal Best Lap, P = Crossed Finish Line in Pit Lane, D = Time Disallowed

P13 81		Malvern MAY		Suzuki SV650 - IMP racing		
IDEAL LAP TIME : 2:17.107		BEST LAP TIME : 2:17.107		DIFFERENCE : 0.000		
LAP	SECTOR 1	SECTOR 2	LAP TIME	MPH	DIFF	TIME OF DAY
1 -		47.175	2:30.190	71.16	13.083	11:31:46.287
2 -	1:33.174	45.631	2:18.805 (2)	77.00	1.698	11:34:05.092
3 -	1:32.125	46.866	2:18.991 (3)	76.89	1.884	11:36:24.083
4 -	1:32.908	46.401	2:19.309	76.72	2.202	11:38:43.392
5 -	<b>1:31.508</b>	<b>45.599</b>	<b>2:17.107 (1)</b>	<b>77.95</b>		<b>11:41:00.499</b>

P14 78		Tim FRAMPTON		Suzuki SV650 - K66		
IDEAL LAP TIME : 2:19.091		BEST LAP TIME : 2:19.091		DIFFERENCE : 0.000		
LAP	SECTOR 1	SECTOR 2	LAP TIME	MPH	DIFF	TIME OF DAY
1 -		47.046	2:25.871	73.27	6.780	11:31:41.968
2 -	1:33.996	47.567	2:21.563	75.50	2.472	11:34:03.531
3 -	1:33.476	47.195	2:20.671 (3)	75.97	1.580	11:36:24.202
4 -	<b>1:32.554</b>	<b>46.537</b>	<b>2:19.091 (1)</b>	<b>76.84</b>		<b>11:38:43.293</b>
5 -	1:32.886	46.937	2:19.823 (2)	76.44	0.732	11:41:03.116

P15 93		Tony BOTTO		Suzuki SV650 - TB Motorcycles		
IDEAL LAP TIME : 2:18.768		BEST LAP TIME : 2:18.986		DIFFERENCE : 0.218		
LAP	SECTOR 1	SECTOR 2	LAP TIME	MPH	DIFF	TIME OF DAY
1 -		47.229	2:29.229	71.62	10.243	11:31:45.326
2 -	1:33.645	47.113	2:20.758	75.93	1.772	11:34:06.084
3 -	1:33.082	<b>46.761</b>	2:19.843 (3)	76.42	0.857	11:36:25.924
4 -	<b>1:32.007</b>	46.979	<b>2:18.986 (1)</b>	<b>76.90</b>		<b>11:38:44.913</b>
5 -	1:32.653	47.126	2:19.779 (2)	76.46	0.793	11:41:04.692

P16 73		Esteban LECOQ		Suzuki SV650 SK5 - Lifesafety Motorsport		
IDEAL LAP TIME : 2:17.815		BEST LAP TIME : 2:17.815		DIFFERENCE : 0.000		
LAP	SECTOR 1	SECTOR 2	LAP TIME	MPH	DIFF	TIME OF DAY
1 -		48.267	2:32.677	70.00	14.862	11:31:48.774
2 -	1:33.060	47.464	2:20.524	76.05	2.709	11:34:09.298
3 -	1:32.855	46.901	2:19.756 (3)	76.47	1.941	11:36:29.054
4 -	1:32.162	46.056	2:18.218 (2)	77.32	0.403	11:38:47.272
5 -	<b>1:32.001</b>	<b>45.814</b>	<b>2:17.815 (1)</b>	<b>77.55</b>		<b>11:41:05.087</b>

P17 138		Craig JARMIN		Suzuki SV650 - SK PreP		
IDEAL LAP TIME : 2:17.202		BEST LAP TIME : 2:17.202		DIFFERENCE : 0.000		
LAP	SECTOR 1	SECTOR 2	LAP TIME	MPH	DIFF	TIME OF DAY
1 -		47.739	2:31.766	70.42	14.564	11:31:47.863
2 -	1:34.480	48.014	2:22.494	75.00	5.292	11:34:10.357
3 -	1:33.840	46.407	2:20.247 (2)	76.20	3.045	11:36:30.604
4 -	1:33.338	47.250	2:20.588 (3)	76.02	3.386	11:38:51.192
5 -	<b>1:31.516</b>	<b>45.686</b>	<b>2:17.202 (1)</b>	<b>77.90</b>		<b>11:41:08.394</b>

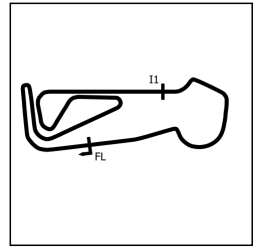
P18 67 RMT		Simon HARVEY		Suzuki SV650 - Kids Inheritance (Sorry)		
IDEAL LAP TIME : 2:18.130		BEST LAP TIME : 2:18.130		DIFFERENCE : 0.000		
LAP	SECTOR 1	SECTOR 2	LAP TIME	MPH	DIFF	TIME OF DAY
1 -		47.777	2:30.225	71.14	12.095	11:31:46.322
2 -	1:34.167	46.741	2:20.908 (2)	75.85	2.778	11:34:07.230
3 -	1:34.923	47.065	2:21.988	75.27	3.858	11:36:29.218
4 -	1:34.574	47.269	2:21.843 (3)	75.35	3.713	11:38:51.061
5 -	<b>1:31.654</b>	<b>46.476</b>	<b>2:18.130 (1)</b>	<b>77.37</b>		<b>11:41:09.191</b>



# BMCRC - MRO Championships 2023 - Rnd 3 @ Snetterton

## MRO Minitwins & BMCRC Rookie Minitwins

### RACE 1 - SECTOR ANALYSIS



SECTOR 1 = FL to I1, SECTOR 2 = I1 to FL, DIFF = Difference To Personal Best Lap, P = Crossed Finish Line in Pit Lane, D = Time Disallowed

P19 47		Tristan BOHANAN		Suzuki SV650 -		
IDEAL LAP TIME : 2:19.409		BEST LAP TIME : 2:19.411		DIFFERENCE : 0.002		
LAP	SECTOR 1	SECTOR 2	LAP TIME	MPH	DIFF	TIME OF DAY
1 -		47.195	2:33.016	69.84	13.605	11:31:49.113
2 -	1:34.252	47.041	2:21.293	75.64	1.882	11:34:10.406
3 -	1:32.829	<b>46.582</b>	<b>2:19.411 (1)</b>	<b>76.66</b>		<b>11:36:29.817</b>
4 -	1:33.204	46.827	2:20.031 (3)	76.32	0.620	11:38:49.848
5 -	<b>1:32.827</b>	47.188	2:20.015 (2)	76.33	0.604	11:41:09.863

P20 167 RMT		Terry SMITH		Suzuki SV650 - IMP Racing		
IDEAL LAP TIME : 2:18.979		BEST LAP TIME : 2:18.979		DIFFERENCE : 0.000		
LAP	SECTOR 1	SECTOR 2	LAP TIME	MPH	DIFF	TIME OF DAY
1 -		48.560	2:31.253	70.66	12.274	11:31:47.350
2 -	1:34.154	47.125	2:21.279 (3)	75.65	2.300	11:34:08.629
3 -	1:34.506	47.488	2:21.994	75.27	3.015	11:36:30.623
4 -	1:33.761	47.291	2:21.052 (2)	75.77	2.073	11:38:51.675
5 -	<b>1:31.993</b>	<b>46.986</b>	<b>2:18.979 (1)</b>	<b>76.90</b>		<b>11:41:10.654</b>

P21 26		Piers DARBY		Suzuki SV650 - Darby Racing		
IDEAL LAP TIME : 2:22.304		BEST LAP TIME : 2:22.640		DIFFERENCE : 0.336		
LAP	SECTOR 1	SECTOR 2	LAP TIME	MPH	DIFF	TIME OF DAY
1 -		48.262	2:33.895	69.45	11.255	11:31:49.992
2 -	<b>1:34.862</b>	47.778	<b>2:22.640 (1)</b>	<b>74.93</b>		<b>11:34:12.632</b>
3 -	1:35.446	48.295	2:23.741 (3)	74.35	1.101	11:36:36.373
4 -	1:36.502	48.240	2:24.742	73.84	2.102	11:39:01.115
5 -	1:36.060	<b>47.442</b>	2:23.502 (2)	74.48	0.862	11:41:24.617

P22 127 RMT		Matthew CHAM		Ducati MONSTER 696 - In development		
IDEAL LAP TIME : 2:21.052		BEST LAP TIME : 2:21.292		DIFFERENCE : 0.240		
LAP	SECTOR 1	SECTOR 2	LAP TIME	MPH	DIFF	TIME OF DAY
1 -		49.589	2:39.557	66.98	18.265	11:31:55.654
2 -	1:35.795	48.147	2:23.942	74.25	2.650	11:34:19.596
3 -	<b>1:33.714</b>	47.578	<b>2:21.292 (1)</b>	<b>75.64</b>		<b>11:36:40.888</b>
4 -	1:34.202	<b>47.338</b>	2:21.540 (2)	75.51	0.248	11:39:02.428
5 -	1:34.785	47.459	2:22.244 (3)	75.13	0.952	11:41:24.672

P23 59 RMT		Calvin GRIMES		Suzuki SV650 -		
IDEAL LAP TIME : 2:25.892		BEST LAP TIME : 2:26.260		DIFFERENCE : 0.368		
LAP	SECTOR 1	SECTOR 2	LAP TIME	MPH	DIFF	TIME OF DAY
1 -		50.125	2:39.679	66.93	13.419	11:31:55.776
2 -	1:39.569	49.809	2:29.378	71.55	3.118	11:34:25.154
3 -	1:38.867	<b>48.504</b>	2:27.371 (2)	72.52	1.111	11:36:52.525
4 -	<b>1:37.388</b>	48.872	<b>2:26.260 (1)</b>	<b>73.07</b>		<b>11:39:18.785</b>
5 -	1:38.465	49.510	2:27.975 (3)	72.22	1.715	11:41:46.760

P24 777 RMT		Richard HIRST		Suzuki SV650 - Northern garage conversion		
IDEAL LAP TIME : 2:26.950		BEST LAP TIME : 2:27.161		DIFFERENCE : 0.211		
LAP	SECTOR 1	SECTOR 2	LAP TIME	MPH	DIFF	TIME OF DAY
1 -		50.341	2:39.041	67.20	11.880	11:31:55.138
2 -	1:38.453	50.924	2:29.377 (2)	71.55	2.216	11:34:24.515
3 -	1:37.806	<b>49.355</b>	<b>2:27.161 (1)</b>	<b>72.62</b>		<b>11:36:51.676</b>
4 -	<b>1:37.595</b>	51.973	2:29.568 (3)	71.45	2.407	11:39:21.244
5 -	1:42.288	52.199	2:34.487	69.18	7.326	11:41:55.731

# BMCRC - MRO Championships 2023 - Rnd 3 @ Snetterton

## MRO Minitwins & BMCRC Rookie Minitwins

### RACE 1 - SECTOR ANALYSIS



SECTOR 1 = FL to I1, SECTOR 2 = I1 to FL, DIFF = Difference To Personal Best Lap, P = Crossed Finish Line in Pit Lane, D = Time Disallowed

<b>P25 10 RMT Ian LAURIE</b>		Suzuki SV650 - S E Fire Safety				
IDEAL LAP TIME : 2:31.901		BEST LAP TIME : 2:31.901		DIFFERENCE : 0.000		
LAP	SECTOR 1	SECTOR 2	LAP TIME	MPH	DIFF	TIME OF DAY
1 -		51.799	2:41.994	65.97	10.093	11:31:58.091
2 -	<b>1:40.921</b>	<b>50.980</b>	<b>2:31.901 (1)</b>	<b>70.36</b>		<b>11:34:29.992</b>
3 -	1:41.925	51.925	2:33.850 (2)	69.47	1.949	11:37:03.842
4 -	1:44.732	53.551	2:38.283 (3)	67.52	6.382	11:39:42.125
5 -	1:46.024	54.141	2:40.165	66.73	8.264	11:42:22.290

<b>P26 38 RMT Peter MOSS</b>		Suzuki SV650 - CharlieMossRacing				
IDEAL LAP TIME : 2:43.265		BEST LAP TIME : 2:43.809		DIFFERENCE : 0.544		
LAP	SECTOR 1	SECTOR 2	LAP TIME	MPH	DIFF	TIME OF DAY
1 -		54.772	2:51.825	62.20	8.016	11:32:07.922
2 -	1:50.719	<b>54.117</b>	2:44.836 (2)	64.84	1.027	11:34:52.758
3 -	1:50.576	54.877	2:45.453 (3)	64.59	1.644	11:37:38.211
4 -	<b>1:49.148</b>	54.661	<b>2:43.809 (1)</b>	<b>65.24</b>		<b>11:40:22.020</b>

<b>P27 17 RMT Alex BUCHANAN</b>		Suzuki SV650 -				
IDEAL LAP TIME : 2:43.698		BEST LAP TIME : 2:43.759		DIFFERENCE : 0.061		
LAP	SECTOR 1	SECTOR 2	LAP TIME	MPH	DIFF	TIME OF DAY
1 -		56.070	2:55.564	60.87	11.805	11:32:11.661
2 -	<b>1:48.353</b>	55.406	<b>2:43.759 (1)</b>	<b>65.26</b>		<b>11:34:55.420</b>
3 -	1:49.837	55.690	2:45.527 (2)	64.57	1.768	11:37:40.947
4 -	1:50.699	<b>55.345</b>	2:46.044 (3)	64.36	2.285	11:40:26.991

<b>P28 8 Stuart ALBON</b>		Suzuki SV650 - Winter Sun Skydiving				
IDEAL LAP TIME : 2:43.900		BEST LAP TIME : 2:45.182		DIFFERENCE : 1.282		
LAP	SECTOR 1	SECTOR 2	LAP TIME	MPH	DIFF	TIME OF DAY
1 -		55.829	2:54.763	61.15	9.581	11:32:10.860
2 -	1:50.769	54.975	2:45.744 (3)	64.48	0.562	11:34:56.604
3 -	<b>1:49.720</b>	55.797	2:45.517 (2)	64.57	0.335	11:37:42.121
4 -	1:51.002	<b>54.180</b>	<b>2:45.182 (1)</b>	<b>64.70</b>		<b>11:40:27.303</b>

<b>P29 40 Simon WILKINSON</b>		Suzuki SV650 - S P Wilkinson Engineering Ltd				
IDEAL LAP TIME : 2:20.820		BEST LAP TIME : 2:20.820		DIFFERENCE : 0.000		
LAP	SECTOR 1	SECTOR 2	LAP TIME	MPH	DIFF	TIME OF DAY
1 -		48.942	2:32.611	70.03	11.791	11:31:48.708
2 -	1:35.157	47.551	2:22.708 (2)	74.89	1.888	11:34:11.416
3 -	<b>1:33.453</b>	<b>47.367</b>	<b>2:20.820 (1)</b>	<b>75.89</b>		<b>11:36:32.236</b>

# BMCRC - MRO Championships 2023 - Rnd 3 @ Snetterton

## MRO Minitwins & BMCRC Rookie Minitwins

### RACE 1 - BEST SECTORS

SECTOR 1			SECTOR 2			IDEAL / BEST COMPARISON						
POS	NO	NAME	TIME	NO	NAME	TIME	POS	NO	NAME	IDEAL	BEST	DIFF
									<b>PERFECT LAP</b>	<b>2:09.140</b>		
1	1	TWYFORD	1:26.376	1	TWYFORD	42.764	1	1	TWYFORD	2:09.140	2:09.362	0.222
2	19	LILLEY	1:26.576	66	BAKER	43.606	2	19	LILLEY	2:10.279	2:10.987	0.708
3	22	DOWDS	1:26.855	22	DOWDS	43.666	3	22	DOWDS	2:10.521	2:11.163	0.642
4	58	KILLWORTH	1:27.189	19	LILLEY	43.703	4	58	KILLWORTH	2:10.927	2:10.927	0.000
5	170	CONNELY	1:27.935	58	KILLWORTH	43.738	5	170	CONNELY	2:11.813	2:11.813	0.000
6	5	MANTELL	1:28.159	5	MANTELL	43.833	6	5	MANTELL	2:11.992	2:12.491	0.499
7	34	JOHNSON	1:28.181	170	CONNELY	43.878	7	34	JOHNSON	2:12.064	2:12.064	0.000
8	66	BAKER	1:28.788	34	JOHNSON	43.883	8	66	BAKER	2:12.394	2:12.471	0.077
9	3	ARBON	1:28.791	3	ARBON	44.306	9	3	ARBON	2:13.097	2:13.097	0.000
10	74	BLACK	1:29.774	74	BLACK	44.563	10	74	BLACK	2:14.337	2:15.383	1.046
11	910	GOWER	1:30.454	81	MAY	45.599	11	910	GOWER	2:16.056	2:16.056	0.000
12	15	SVENSEN	1:30.456	910	GOWER	45.602	12	15	SVENSEN	2:16.207	2:16.207	0.000
13	81	MAY	1:31.508	138	JARMIN	45.686	13	81	MAY	2:17.107	2:17.107	0.000
14	138	JARMIN	1:31.516	15	SVENSEN	45.751	14	138	JARMIN	2:17.202	2:17.202	0.000
15	67	HARVEY	1:31.654	73	LECOQ	45.814	15	73	LECOQ	2:17.815	2:17.815	0.000
16	167	SMITH	1:31.993	67	HARVEY	46.476	16	67	HARVEY	2:18.130	2:18.130	0.000
17	73	LECOQ	1:32.001	78	FRAMPTON	46.537	17	93	BOTTO	2:18.768	2:18.986	0.218
18	93	BOTTO	1:32.007	47	BOHANAN	46.582	18	167	SMITH	2:18.979	2:18.979	0.000
19	78	FRAMPTON	1:32.554	93	BOTTO	46.761	19	78	FRAMPTON	2:19.091	2:19.091	0.000
20	47	BOHANAN	1:32.827	167	SMITH	46.986	20	47	BOHANAN	2:19.409	2:19.411	0.002
21	40	WILKINSON	1:33.453	127	CHAM	47.338	21	40	WILKINSON	2:20.820	2:20.820	0.000
22	127	CHAM	1:33.714	40	WILKINSON	47.367	22	127	CHAM	2:21.052	2:21.292	0.240
23	26	DARBY	1:34.862	26	DARBY	47.442	23	26	DARBY	2:22.304	2:22.640	0.336
24	59	GRIMES	1:37.388	59	GRIMES	48.504	24	59	GRIMES	2:25.892	2:26.260	0.368
25	777	HIRST	1:37.595	777	HIRST	49.355	25	777	HIRST	2:26.950	2:27.161	0.211
26	10	LAURIE	1:40.921	10	LAURIE	50.980	26	10	LAURIE	2:31.901	2:31.901	0.000
27	17	BUCHANAN	1:48.353	38	MOSS	54.117	27	38	MOSS	2:43.265	2:43.809	0.544
28	38	MOSS	1:49.148	8	ALBON	54.180	28	17	BUCHANAN	2:43.698	2:43.759	0.061
29	8	ALBON	1:49.720	17	BUCHANAN	55.345	29	8	ALBON	2:43.900	2:45.182	1.282
30												
31												

# BMCRC - MRO Championships 2023 - Rnd 3 @ Snetterton

## MRO Minitwins & BMCRC Rookie Minitwins

### RACE 1 - STATISTICS

**Competitors Started** 31  
**Planned Start** 2023-05-06 @ 11:35:00.000  
**Actual Start** 2023-05-06 @ 11:29:16.096  
**Finish Time** 2023-05-06 @ 11:40:20.281  
**Track Length** 2.9689mi.  
**Total Laps** 140  
**Total Distance Covered** 415.6476mi.

#### Session Fastest Lap History

NO	CL	NAME	LAP TIME	TIME OF DAY	LAP	VEHICLE
19		Kevin LILLEY	<b>2:12.772</b>	11:33:47.472	2	Suzuki SV650
1		David TWYFORD	<b>2:09.362</b>	11:33:47.855	2	Suzuki SV650

#### Session Leader History

NO	CL	NAME	FROM LAP	LAPS LED	DISTANCE	VEHICLE
22		Darren DOWDS	1	1	2.96 miles	Suzuki SV650
19		Kevin LILLEY	2	1	2.96 miles	Suzuki SV650
22		Darren DOWDS	3	1	2.96 miles	Suzuki SV650
1		David TWYFORD	4	2	5.93 miles	Suzuki SV650

#### Flag History

TYPE	TIME OF DAY
GREEN	11:29:16.096
FINISH	11:40:20.281

#### Flag Statistics

TYPE	COUNT	TOTAL LAPS	TOTAL TIME
Green	1	5	13:08.948
Red	0	0	0.000
Safety Car	0	0	0.000
FCY	0	0	0.000

# BMCRC - MRO Championships 2023 - Rnd 3 @ Snetterton

## MRO Minitwins & BMCRC Rookie Minitwins

### RACE 1 - STATISTICS

**CLASS :**

19 Starters

#### Fastest Lap History

NO	NAME	LAP TIME	TIME OF DAY	LAP	VEHICLE
19	Kevin LILLEY	<b>2:12.772</b>	11:33:47.472	2	Suzuki SV650
1	David TWYFORD	<b>2:09.362</b>	11:33:47.855	2	Suzuki SV650

#### Leader History

NO	NAME	FROM LAP	LAPS LED	DISTANCE	VEHICLE
22	Darren DOWDS	1	1	2.96 miles	Suzuki SV650
19	Kevin LILLEY	2	1	2.96 miles	Suzuki SV650
22	Darren DOWDS	3	1	2.96 miles	Suzuki SV650
1	David TWYFORD	4	2	5.93 miles	Suzuki SV650

# BMCRC - MRO Championships 2023 - Rnd 3 @ Snetterton

## MRO Minitwins & BMCRC Rookie Minitwins

### RACE 1 - STATISTICS

CLASS : RMT

12 Starters

#### Fastest Lap History

NO	NAME	LAP TIME	TIME OF DAY	LAP	VEHICLE
910	Harry GOWER	2:19.609	11:34:02.306	2	Suzuki SV650
15	James SVENSEN	2:19.442	11:34:02.765	2	Suzuki SV650 S
15	James SVENSEN	2:16.799	11:36:19.563	3	Suzuki SV650 S
15	James SVENSEN	2:16.207	11:38:35.771	4	Suzuki SV650 S
910	Harry GOWER	2:16.056	11:40:54.230	5	Suzuki SV650

#### Leader History

NO	NAME	FROM LAP	LAPS LED	DISTANCE	VEHICLE
910	Harry GOWER	1	2	5.93 miles	Suzuki SV650
15	James SVENSEN	3	3	8.90 miles	Suzuki SV650 S

# BMCRC - MRO Championships 2023 - Rnd 3 @ Snetterton



## MRO Minitwins & BMCRC Rookie Minitwins

### RACE 12 - GRID (5 Laps)

ROW 12				34	<b>191</b> Justin GRACE		
ROW 11		33	<b>158</b> Danny BRENNAN	32	<b>18</b> Stephen LANE	31	<b>321</b> Illia ZHURAVEL
ROW 10	30	<b>104</b> Jack GRIFFITHS	29	<b>8</b> Stuart ALBON	28	<b>38</b> Peter MOSS	
ROW 9		27	<b>17</b> Alex BUCHANAN	26	<b>10</b> Ian LAURIE	25	<b>777</b> Richard HIRST
ROW 8	24	<b>59</b> Calvin GRIMES	23	<b>26</b> Piers DARBY	22	<b>127</b> Matthew CHAM	
ROW 7		21	<b>40</b> Simon WILKINSON	20	<b>47</b> Tristan BOHANAN	19	<b>78</b> Tim FRAMPTON
ROW 6	18	<b>93</b> Tony BOTTO	17	<b>167</b> Terry SMITH	16	<b>67</b> Simon HARVEY	
ROW 5		15	<b>73</b> Esteban LECOQ	14	<b>138</b> Craig JARMIN	13	<b>81</b> Malvern MAY
ROW 4	12	<b>15</b> James SVENSEN	11	<b>910</b> Harry GOWER	10	<b>74</b> Daniel BLACK	
ROW 3		9	<b>3</b> Oliver ARBON	8	<b>5</b> Barry MANTELL	7	<b>66</b> Nik BAKER
ROW 2	6	<b>34</b> Andrew JOHNSON	5	<b>170</b> Darren CONNEELY	4	<b>22</b> Darren DOWDS	
ROW 1		3	<b>19</b> Kevin LILLEY	2	<b>58</b> Stacey KILLWORTH	1	<b>1</b> David TWYFORD
<b>Pole</b>							

Snetterton 300: 2.9689 miles

These results are provisional until the conclusion of any judicial and technical matters.

Clerk Of Course :	Stewards :	Timekeeper : Richard Evans
-------------------	------------	----------------------------

Results can be found at [www.tsl-timing.com](http://www.tsl-timing.com)

Printed - 11:45 Saturday, 06 May 2023



# BMCRC - MRO Championships 2023 - Rnd 3 @ Snetterton



## MRO Minitwins & BMCRC Rookie Minitwins

### RACE 12 - CLASSIFICATION

POS	NO	CL	PIC NAME	ENTRY	LAPS	TIME	GAP	DIFF	MPH	BEST	ON
1	22		1 Darren DOWDS	Suzuki SV650 - sublime dsg Ltd	5	12:41.151			70.20	2:26.735	5
2	170		2 Darren CONNEELY	Suzuki SV650 -	5	12:41.524	0.373	0.373	70.17	2:26.381	5
3	58		3 Stacey KILLWORTH	Suzuki SV650 - Greenplant/Everns	5	12:52.329	11.178	10.805	69.19	2:29.719	5
4	1		4 David TWYFORD	Suzuki SV650 - MHP, IMP Racing	5	12:57.134	15.983	4.805	68.76	2:32.819	4
5	19		5 Kevin LILLEY	Suzuki SV650 - Trafalgar Cleaning Eqpt. / Steve Jorr	5	12:57.171	16.020	0.037	68.76	2:32.651	5
6	3		6 Oliver ARBON	Suzuki SV650 - tt plumbing and heating	5	13:05.221	24.070	8.050	68.05	2:30.528	5
7	66		7 Nik BAKER	Suzuki SV650 - K66, DMR customs	5	13:07.977	26.826	2.756	67.81	2:35.040	5
8	5		8 Barry MANTELL	Suzuki SV650 S - Swedish car connection	5	13:08.177	27.026	0.200	67.80	2:34.914	2
9	81		9 Malvern MAY	Suzuki SV650 - IMP racing	5	13:16.725	35.574	8.548	67.07	2:34.123	5
10	74		10 Daniel BLACK	Suzuki SV650 - DAD	5	13:17.271	36.120	0.546	67.02	2:34.940	5
11	138		11 Craig JARMIN	Suzuki SV650 - SK PreP	5	13:30.880	49.729	13.609	65.90	2:38.413	2
12	40		12 Simon WILKINSON	Suzuki SV650 - S P Wilkinson Engineering Ltd	5	13:34.151	53.000	3.271	65.63	2:36.276	5
13	67	RMT	1 Simon HARVEY	Suzuki SV650 - Kids Inheritance (Sorry)	5	13:37.207	56.056	3.056	65.39	2:38.708	4
14	26		13 Piers DARBY	Suzuki SV650 - Darby Racing	5	13:39.269	58.118	2.062	65.22	2:38.766	4
15	34		14 Andrew JOHNSON	Suzuki SV650 - Rose & Charlie Racing	5	13:39.659	58.508	0.390	65.19	2:39.947	2
16	78		15 Tim FRAMPTON	Suzuki SV650 - K66	5	13:41.250	1:00.099	1.591	65.07	2:39.319	3
17	15	RMT	2 James SVENSEN	Suzuki SV650 S - Tom Svensen Racing	5	13:55.036	1:13.885	13.786	63.99	2:43.785	5
18	93		16 Tony BOTTO	Suzuki SV650 - TB Motorcycles	5	13:55.499	1:14.348	0.463	63.96	2:43.584	5
19	777	RMT	3 Richard HIRST	Suzuki SV650 - Northern garage conversion	5	14:35.312	1:54.161	39.813	61.05	2:50.204	3
20	38	RMT	4 Peter MOSS	Suzuki SV650 - CharlieMossRacing	5	14:53.960	2:12.809	18.648	59.77	2:53.183	4
21	73		17 Esteban LECOQ	Suzuki SV650 SK5 - Lifesafety Motorsport	5	14:54.808	2:13.657	0.848	59.72	2:54.161	5
22	59	RMT	5 Calvin GRIMES	Suzuki SV650 -	5	14:55.135	2:13.984	0.327	59.70	2:52.182	5
23	10	RMT	6 Ian LAURIE	Suzuki SV650 - S E Fire Safety	5	15:17.147	2:35.996	22.012	58.26	2:59.456	2
24	8		18 Stuart ALBON	Suzuki SV650 - Winter Sun Skydiving	4	12:44.496	1 Lap	1 Lap	55.92	3:05.554	4
25	104	RMT	7 Jack GRIFFITHS	Suzuki SV650 -	4	12:44.655	1 Lap	0.159	55.91	3:02.830	4

#### NOT CLASSIFIED

DNF	127	RMT	Matthew CHAM	Ducati MONSTER 696 - In development	4	10:55.865	1 Lap		65.18	2:37.547	4
DNF	910	RMT	Harry GOWER	Suzuki SV650 - RightGear Motorcycles	2	5:20.008	3 Laps	2 Laps	66.79	2:34.164	2
DNF	167	RMT	Terry SMITH	Suzuki SV650 - IMP Racing	2	5:41.062	3 Laps	21.054	62.67	2:44.444	2
DNF	17	RMT	Alex BUCHANAN	Suzuki SV650 -	1	3:38.554	4 Laps	1 Lap	48.90		
DNF	47		Tristan BOHANAN	Suzuki SV650 -	0						

#### FASTEST LAP

170			Darren CONNEELY	Suzuki SV650 -	5	2:26.381		73.01 mph		117.50 kph	
910	RMT		Harry GOWER	Suzuki SV650 - RightGear Motorcycles	2	2:34.164		69.32 mph		111.57 kph	

Class - 92.5% of Race Speed = 64.93 mph  
 Class RMT - 92.5% of Race Speed = 60.48 mph

Weather / Track : Rain / Wet

These results are provisional until the conclusion of any judicial and technical matters.

Race Distance: 5 Laps / 14.84 miles

Snetterton 300: 2.9689 miles

Date: 06/05/2023 Start: 16:13 Finish: 16:26

Clerk Of Course :	Stewards :	Timekeeper : Richard Evans
-------------------	------------	----------------------------

Results can be found at [www.tsl-timing.com](http://www.tsl-timing.com)

Printed - 16:29 Saturday, 06 May 2023





# BMCRC - MRO Championships 2023 - Rnd 3 @ Snetterton

## MRO Minitwins & BMCRC Rookie Minitwins

### RACE 12 - LAP CHART

#### LAP 1 @ 16:16:31.061

NO	BEHIND	LAP TIME
22		2:38.377
1	2.530	2:40.907
58	3.459	2:41.836
66	4.514	2:42.891
19	5.125	2:43.502
5	5.481	2:43.858
170	6.183	2:44.560
74	7.280	2:45.657
910	7.467	2:45.844
3	12.282	2:50.659
138	13.565	2:51.942
81	14.183	2:52.560
34	16.057	2:54.434
127	16.692	2:55.069
15	16.782	2:55.159
67	17.171	2:55.548
40	17.795	2:56.172
167	18.241	2:56.618
78	18.661	2:57.038
26	19.523	2:57.900
93	20.557	2:58.934
73	27.930	3:06.307
59	28.114	3:06.491
777	28.769	3:07.146
38	31.578	3:09.955
10	31.828	3:10.205
104	43.936	3:22.313
8	44.997	3:23.374
17	1:00.177	3:38.554

#### LAP 2 @ 16:19:05.547

NO	BEHIND	LAP TIME
22		2:34.486
1	4.014	2:35.970
58	4.680	2:35.707
19	4.943	2:34.304
170	4.994	2:33.297
66	5.660	2:35.632
5	5.909	2:34.914
910	7.145	2:34.164
74	13.510	2:40.716
3	15.254	2:37.458
138	17.492	2:38.413
81	18.014	2:38.317
34	21.518	2:39.947
67	22.833	2:40.148
127	24.139	2:41.933
15	26.129	2:43.833
78	27.140	2:42.965
40	27.957	2:44.648
167	28.199	2:44.444
26	28.256	2:43.219
93	30.263	2:44.192
777	49.279	2:54.996
73	49.376	2:55.932
38	52.748	2:55.656
10	56.798	2:59.456
59	1:01.196	3:07.568
104	1:18.918	3:09.468
8	1:19.343	3:08.832

#### LAP 3 @ 16:21:39.216

NO	BEHIND	LAP TIME
22		2:33.669
170	0.556	2:29.231
58	4.343	2:33.332
1	4.489	2:34.144
19	5.327	2:34.053
5	8.005	2:35.765
66	9.203	2:37.212
3	16.329	2:34.744
74	18.244	2:38.403
81	21.649	2:37.304
138	23.234	2:39.411
34	30.931	2:43.082
67	31.527	2:42.363
127	31.786	2:41.316
78	32.790	2:39.319
40	33.333	2:39.045
26	34.096	2:39.509
15	39.657	2:47.197
93	41.592	2:44.998
777	1:05.814	2:50.204
38	1:14.931	2:55.852
73	1:16.286	3:00.579
10	1:22.687	2:59.558
59	1:23.407	2:55.880
8	1:52.410	3:06.736
104	1:55.293	3:10.044

#### LAP 4 @ 16:24:07.100

NO	BEHIND	LAP TIME
22		2:27.884
170	0.727	2:28.055
58	8.194	2:31.735
1	9.424	2:32.819
19	10.104	2:32.661
5	16.706	2:36.585
66	18.521	2:37.202
3	20.277	2:31.832
74	27.915	2:37.555
81	28.186	2:34.421
138	34.812	2:39.462
127	41.449	2:37.547
67	42.351	2:38.708
40	43.459	2:38.010
34	43.840	2:40.793
26	44.978	2:38.766
78	46.813	2:41.907
15	56.835	2:45.062
93	57.499	2:43.791
777	1:28.849	2:50.919
38	1:40.230	2:53.183
73	1:46.231	2:57.829
59	1:48.537	2:53.014
10	1:55.667	3:00.864

#### LAP 5 @ 16:26:33.835

NO	BEHIND	LAP TIME
22		2:26.735
170	0.373	2:26.381
8	1 Lap	3:05.554
104	1 Lap	3:02.830
58	11.178	2:29.719
1	15.983	2:33.294

19	16.020	2:32.651
3	24.070	2:30.528
66	26.826	2:35.040
5	27.026	2:37.055
81	35.574	2:34.123
74	36.120	2:34.940
138	49.729	2:41.652
40	53.000	2:36.276
67	56.056	2:40.440
26	58.118	2:39.875
34	58.508	2:41.403
78	1:00.099	2:40.021
15	1:13.885	2:43.785
93	1:14.348	2:43.584
777	1:54.161	2:52.047
38	2:12.809	2:59.314
73	2:13.657	2:54.161
59	2:13.984	2:52.182
10	2:35.996	3:07.064

# BMCRC - MRO Championships 2023 - Rnd 3 @ Snetterton

## MRO Minitwins & BMCRC Rookie Minitwins

### RACE 12 - POSITION CHART

No	Name	Lap Pos	Lap				
			1	2	3	4	5
1	TWYFORD	1	22	22	22	22	22
58	KILLWORTH	2	1	1	170	170	170
19	LILLEY	3	58	58	58	58	58
22	DOWDS	4	66	19	1	1	1
170	CONNELY	5	19	170	19	19	19
34	JOHNSON	6	5	66	5	5	3
66	BAKER	7	170	5	66	66	66
5	MANTELL	8	74	910	3	3	5
3	ARBON	9	910	74	74	74	81
74	BLACK	10	3	3	81	81	74
910	GOWER	11	138	138	138	138	138
15	SVENSEN	12	81	81	34	127	40
81	MAY	13	34	34	67	67	67
138	JARMIN	14	127	67	127	40	26
73	LECOQ	15	15	127	78	34	34
67	HARVEY	16	67	15	40	26	78
167	SMITH	17	40	78	26	78	15
93	BOTTO	18	167	40	15	15	93
78	FRAMPTON	19	78	167	93	93	777
47	BOHANAN	20	26	26	777	777	38
40	WILKINSON	21	93	93	38	38	73
127	CHAM	22	73	777	73	73	59
26	DARBY	23	59	73	10	59	10
59	GRIMES	24	777	38	59	10	
777	HIRST	25	38	10	8	8	
10	LAURIE	26	10	59	104	104	
17	BUCHANAN	27	104	104			
38	MOSS	28	8	8			
8	ALBON	29	17				
104	GRIFFITHS	30					

# BMCRC - MRO Championships 2023 - Rnd 3 @ Snetterton

## MRO Minitwins & BMCRC Rookie Minitwins

### RACE 12 - SECTOR ANALYSIS



SECTOR 1 = FL to I1, SECTOR 2 = I1 to FL, DIFF = Difference To Personal Best Lap, P = Crossed Finish Line in Pit Lane, D = Time Disallowed

P1 22		Darren DOWDS		Suzuki SV650 - sublime dsg Ltd		
IDEAL LAP TIME : 2:26.735		BEST LAP TIME : 2:26.735		DIFFERENCE : 0.000		
LAP	SECTOR 1	SECTOR 2	LAP TIME	MPH	DIFF	TIME OF DAY
1 -		52.339	2:38.377	67.48	11.642	16:16:31.061
2 -	1:41.342	53.144	2:34.486	69.18	7.751	16:19:05.547
3 -	1:40.892	52.777	2:33.669 (3)	69.55	6.934	16:21:39.216
4 -	1:36.992	50.892	2:27.884 (2)	72.27	1.149	16:24:07.100
5 -	<b>1:36.518</b>	<b>50.217</b>	<b>2:26.735 (1)</b>	<b>72.83</b>		<b>16:26:33.835</b>

P2 170		Darren CONNEELY		Suzuki SV650 -		
IDEAL LAP TIME : 2:26.381		BEST LAP TIME : 2:26.381		DIFFERENCE : 0.000		
LAP	SECTOR 1	SECTOR 2	LAP TIME	MPH	DIFF	TIME OF DAY
1 -		52.357	2:44.560	64.94	18.179	16:16:37.244
2 -	1:40.812	52.485	2:33.297	69.72	6.916	16:19:10.541
3 -	1:39.262	49.969	2:29.231 (3)	71.62	2.850	16:21:39.772
4 -	1:37.802	50.253	2:28.055 (2)	72.18	1.674	16:24:07.827
5 -	<b>1:36.847</b>	<b>49.534</b>	<b>2:26.381 (1)</b>	<b>73.01</b>		<b>16:26:34.208</b>

P3 58		Stacey KILLWORTH		Suzuki SV650 - Greenplant/Everns		
IDEAL LAP TIME : 2:29.719		BEST LAP TIME : 2:29.719		DIFFERENCE : 0.000		
LAP	SECTOR 1	SECTOR 2	LAP TIME	MPH	DIFF	TIME OF DAY
1 -		52.082	2:41.836	66.04	12.117	16:16:34.520
2 -	1:42.480	53.227	2:35.707	68.64	5.988	16:19:10.227
3 -	1:42.667	50.665	2:33.332 (3)	69.70	3.613	16:21:43.559
4 -	1:41.310	50.425	2:31.735 (2)	70.43	2.016	16:24:15.294
5 -	<b>1:39.542</b>	<b>50.177</b>	<b>2:29.719 (1)</b>	<b>71.38</b>		<b>16:26:45.013</b>

P4 1		David TWYFORD		Suzuki SV650 - MHP, IMP Racing		
IDEAL LAP TIME : 2:32.561		BEST LAP TIME : 2:32.819		DIFFERENCE : 0.258		
LAP	SECTOR 1	SECTOR 2	LAP TIME	MPH	DIFF	TIME OF DAY
1 -		52.514	2:40.907	66.42	8.088	16:16:33.591
2 -	1:42.901	53.069	2:35.970	68.52	3.151	16:19:09.561
3 -	1:42.989	<b>51.155</b>	2:34.144 (3)	69.33	1.325	16:21:43.705
4 -	<b>1:41.406</b>	51.413	<b>2:32.819 (1)</b>	<b>69.93</b>		<b>16:24:16.524</b>
5 -	1:41.411	51.883	2:33.294 (2)	69.72	0.475	16:26:49.818

P5 19		Kevin LILLEY		Suzuki SV650 - Trafalgar Cleaning Eqpt. / Steve Jordan Motorcy		
IDEAL LAP TIME : 2:32.156		BEST LAP TIME : 2:32.651		DIFFERENCE : 0.495		
LAP	SECTOR 1	SECTOR 2	LAP TIME	MPH	DIFF	TIME OF DAY
1 -		52.901	2:43.502	65.36	10.851	16:16:36.186
2 -	<b>1:41.391</b>	52.913	2:34.304	69.26	1.653	16:19:10.490
3 -	1:43.076	50.977	2:34.053 (3)	69.37	1.402	16:21:44.543
4 -	1:41.896	<b>50.765</b>	2:32.661 (2)	70.01	0.010	16:24:17.204
5 -	1:41.475	51.176	<b>2:32.651 (1)</b>	<b>70.01</b>		<b>16:26:49.855</b>

P6 3		Oliver ARBON		Suzuki SV650 - tt plumbing and heating		
IDEAL LAP TIME : 2:30.528		BEST LAP TIME : 2:30.528		DIFFERENCE : 0.000		
LAP	SECTOR 1	SECTOR 2	LAP TIME	MPH	DIFF	TIME OF DAY
1 -		53.236	2:50.659	62.62	20.131	16:16:43.343
2 -	1:44.577	52.881	2:37.458	67.87	6.930	16:19:20.801
3 -	1:42.812	51.932	2:34.744 (3)	69.06	4.216	16:21:55.545
4 -	1:40.759	51.073	2:31.832 (2)	70.39	1.304	16:24:27.377
5 -	<b>1:40.355</b>	<b>50.173</b>	<b>2:30.528 (1)</b>	<b>71.00</b>		<b>16:26:57.905</b>

# BMCRC - MRO Championships 2023 - Rnd 3 @ Snetterton

## MRO Minitwins & BMCRC Rookie Minitwins

### RACE 12 - SECTOR ANALYSIS



SECTOR 1 = FL to I1, SECTOR 2 = I1 to FL, DIFF = Difference To Personal Best Lap, P = Crossed Finish Line in Pit Lane, D = Time Disallowed

P7 66		Nik BAKER		Suzuki SV650 - K66, DMR customs			
IDEAL LAP TIME : 2:34.072		BEST LAP TIME : 2:35.040		DIFFERENCE : 0.968			
LAP	SECTOR 1	SECTOR 2	LAP TIME	MPH	DIFF	TIME OF DAY	
1 -		52.602	2:42.891	65.61	7.851	16:16:35.575	
2 -	<b>1:42.139</b>	53.493	2:35.632 (2)	68.67	0.592	16:19:11.207	
3 -	1:44.218	52.994	2:37.212	67.98	2.172	16:21:48.419	
4 -	1:43.716	53.486	2:37.202 (3)	67.98	2.162	16:24:25.621	
5 -	1:43.107	<b>51.933</b>	<b>2:35.040 (1)</b>	<b>68.93</b>		<b>16:27:00.661</b>	

P8 5		Barry MANTELL		Suzuki SV650 S - Swedish car connection			
IDEAL LAP TIME : 2:34.058		BEST LAP TIME : 2:34.914		DIFFERENCE : 0.856			
LAP	SECTOR 1	SECTOR 2	LAP TIME	MPH	DIFF	TIME OF DAY	
1 -		51.821	2:43.858	65.22	8.944	16:16:36.542	
2 -	1:43.607	<b>51.307</b>	<b>2:34.914 (1)</b>	<b>68.99</b>		<b>16:19:11.456</b>	
3 -	<b>1:42.751</b>	53.014	2:35.765 (2)	68.61	0.851	16:21:47.221	
4 -	1:44.154	52.431	2:36.585 (3)	68.25	1.671	16:24:23.806	
5 -	1:44.473	52.582	2:37.055	68.05	2.141	16:27:00.861	

P9 81		Malvern MAY		Suzuki SV650 - IMP racing			
IDEAL LAP TIME : 2:32.782		BEST LAP TIME : 2:34.123		DIFFERENCE : 1.341			
LAP	SECTOR 1	SECTOR 2	LAP TIME	MPH	DIFF	TIME OF DAY	
1 -		54.027	2:52.560	61.93	18.437	16:16:45.244	
2 -	1:46.215	52.102	2:38.317	67.51	4.194	16:19:23.561	
3 -	1:45.256	52.048	2:37.304 (3)	67.94	3.181	16:22:00.865	
4 -	<b>1:42.352</b>	52.069	2:34.421 (2)	69.21	0.298	16:24:35.286	
5 -	1:43.693	<b>50.430</b>	<b>2:34.123 (1)</b>	<b>69.34</b>		<b>16:27:09.409</b>	

P10 74		Daniel BLACK		Suzuki SV650 - DAD			
IDEAL LAP TIME : 2:34.940		BEST LAP TIME : 2:34.940		DIFFERENCE : 0.000			
LAP	SECTOR 1	SECTOR 2	LAP TIME	MPH	DIFF	TIME OF DAY	
1 -		53.593	2:45.657	64.51	10.717	16:16:38.341	
2 -	1:46.441	54.275	2:40.716	66.50	5.776	16:19:19.057	
3 -	1:45.207	53.196	2:38.403 (3)	67.47	3.463	16:21:57.460	
4 -	1:44.908	52.647	2:37.555 (2)	67.83	2.615	16:24:35.015	
5 -	<b>1:43.611</b>	<b>51.329</b>	<b>2:34.940 (1)</b>	<b>68.98</b>		<b>16:27:09.955</b>	

P11 138		Craig JARMIN		Suzuki SV650 - SK PreP			
IDEAL LAP TIME : 2:38.413		BEST LAP TIME : 2:38.413		DIFFERENCE : 0.000			
LAP	SECTOR 1	SECTOR 2	LAP TIME	MPH	DIFF	TIME OF DAY	
1 -		54.312	2:51.942	62.16	13.529	16:16:44.626	
2 -	<b>1:45.052</b>	<b>53.361</b>	<b>2:38.413 (1)</b>	<b>67.46</b>		<b>16:19:23.039</b>	
3 -	1:45.685	53.726	2:39.411 (2)	67.04	0.998	16:22:02.450	
4 -	1:45.629	53.833	2:39.462 (3)	67.02	1.049	16:24:41.912	
5 -	1:47.963	53.689	2:41.652	66.11	3.239	16:27:23.564	

P12 40		Simon WILKINSON		Suzuki SV650 - S P Wilkinson Engineering Ltd			
IDEAL LAP TIME : 2:36.276		BEST LAP TIME : 2:36.276		DIFFERENCE : 0.000			
LAP	SECTOR 1	SECTOR 2	LAP TIME	MPH	DIFF	TIME OF DAY	
1 -		57.949	2:56.172	60.66	19.896	16:16:48.856	
2 -	1:48.801	55.847	2:44.648	64.91	8.372	16:19:33.504	
3 -	1:45.335	53.710	2:39.045 (3)	67.20	2.769	16:22:12.549	
4 -	1:44.790	53.220	2:38.010 (2)	67.64	1.734	16:24:50.559	
5 -	<b>1:43.084</b>	<b>53.192</b>	<b>2:36.276 (1)</b>	<b>68.39</b>		<b>16:27:26.835</b>	

# BMCRC - MRO Championships 2023 - Rnd 3 @ Snetterton

## MRO Minitwins & BMCRC Rookie Minitwins

### RACE 12 - SECTOR ANALYSIS



SECTOR 1 = FL to I1, SECTOR 2 = I1 to FL, DIFF = Difference To Personal Best Lap, P = Crossed Finish Line in Pit Lane, D = Time Disallowed

P13 67 RMT		Simon HARVEY		Suzuki SV650 - Kids Inheritance (Sorry)		
IDEAL LAP TIME : 2:36.458		BEST LAP TIME : 2:38.708		DIFFERENCE : 2.250		
LAP	SECTOR 1	SECTOR 2	LAP TIME	MPH	DIFF	TIME OF DAY
1 -		56.535	2:55.548	60.88	16.840	16:16:48.232
2 -	1:46.797	53.351	2:40.148 (2)	66.73	1.440	16:19:28.380
3 -	1:47.332	55.031	2:42.363	65.82	3.655	16:22:10.743
4 -	1:46.079	<b>52.629</b>	<b>2:38.708 (1)</b>	<b>67.34</b>		<b>16:24:49.451</b>
5 -	<b>1:43.829</b>	56.611	2:40.440 (3)	66.61	1.732	16:27:29.891

P14 26		Piers DARBY		Suzuki SV650 - Darby Racing		
IDEAL LAP TIME : 2:38.398		BEST LAP TIME : 2:38.766		DIFFERENCE : 0.368		
LAP	SECTOR 1	SECTOR 2	LAP TIME	MPH	DIFF	TIME OF DAY
1 -		58.227	2:57.900	60.07	19.134	16:16:50.584
2 -	1:48.457	54.762	2:43.219	65.48	4.453	16:19:33.803
3 -	1:45.508	54.001	2:39.509 (2)	67.00	0.743	16:22:13.312
4 -	<b>1:45.109</b>	53.657	<b>2:38.766 (1)</b>	<b>67.31</b>		<b>16:24:52.078</b>
5 -	1:46.586	<b>53.289</b>	2:39.875 (3)	66.85	1.109	16:27:31.953

P15 34		Andrew JOHNSON		Suzuki SV650 - Rose & Charlie Racing		
IDEAL LAP TIME : 2:39.662		BEST LAP TIME : 2:39.947		DIFFERENCE : 0.285		
LAP	SECTOR 1	SECTOR 2	LAP TIME	MPH	DIFF	TIME OF DAY
1 -		56.627	2:54.434	61.27	14.487	16:16:47.118
2 -	<b>1:46.737</b>	53.210	<b>2:39.947 (1)</b>	<b>66.82</b>		<b>16:19:27.065</b>
3 -	1:48.137	54.945	2:43.082	65.53	3.135	16:22:10.147
4 -	1:47.868	<b>52.925</b>	2:40.793 (2)	66.47	0.846	16:24:50.940
5 -	1:47.742	53.661	2:41.403 (3)	66.21	1.456	16:27:32.343

P16 78		Tim FRAMPTON		Suzuki SV650 - K66		
IDEAL LAP TIME : 2:38.936		BEST LAP TIME : 2:39.319		DIFFERENCE : 0.383		
LAP	SECTOR 1	SECTOR 2	LAP TIME	MPH	DIFF	TIME OF DAY
1 -		55.573	2:57.038	60.37	17.719	16:16:49.722
2 -	1:48.037	54.928	2:42.965	65.58	3.646	16:19:32.687
3 -	1:45.920	<b>53.399</b>	<b>2:39.319 (1)</b>	<b>67.08</b>		<b>16:22:12.006</b>
4 -	1:47.240	54.667	2:41.907 (3)	66.01	2.588	16:24:53.913
5 -	<b>1:45.537</b>	54.484	2:40.021 (2)	66.79	0.702	16:27:33.934

P17 15 RMT		James SVENSEN		Suzuki SV650 S - Tom Svensen Racing		
IDEAL LAP TIME : 2:42.390		BEST LAP TIME : 2:43.785		DIFFERENCE : 1.395		
LAP	SECTOR 1	SECTOR 2	LAP TIME	MPH	DIFF	TIME OF DAY
1 -		57.754	2:55.159	61.01	11.374	16:16:47.843
2 -	1:49.276	<b>54.557</b>	2:43.833 (2)	65.23	0.048	16:19:31.676
3 -	1:50.113	57.084	2:47.197	63.92	3.412	16:22:18.873
4 -	1:49.110	55.952	2:45.062 (3)	64.75	1.277	16:25:03.935
5 -	<b>1:47.833</b>	55.952	<b>2:43.785 (1)</b>	<b>65.25</b>		<b>16:27:47.720</b>

P18 93		Tony BOTTO		Suzuki SV650 - TB Motorcycles		
IDEAL LAP TIME : 2:42.406		BEST LAP TIME : 2:43.584		DIFFERENCE : 1.178		
LAP	SECTOR 1	SECTOR 2	LAP TIME	MPH	DIFF	TIME OF DAY
1 -		57.383	2:58.934	59.73	15.350	16:16:51.618
2 -	1:49.329	<b>54.863</b>	2:44.192 (3)	65.09	0.608	16:19:35.810
3 -	1:48.267	56.731	2:44.998	64.77	1.414	16:22:20.808
4 -	1:48.140	55.651	2:43.791 (2)	65.25	0.207	16:25:04.599
5 -	<b>1:47.543</b>	56.041	<b>2:43.584 (1)</b>	<b>65.33</b>		<b>16:27:48.183</b>

# BMCRC - MRO Championships 2023 - Rnd 3 @ Snetterton

## MRO Minitwins & BMCRC Rookie Minitwins

### RACE 12 - SECTOR ANALYSIS



SECTOR 1 = FL to I1, SECTOR 2 = I1 to FL, DIFF = Difference To Personal Best Lap, P = Crossed Finish Line in Pit Lane, D = Time Disallowed

P19 777 RMT Richard HIRST		Suzuki SV650 - Northern garage conversion				
IDEAL LAP TIME : 2:50.204		BEST LAP TIME : 2:50.204		DIFFERENCE : 0.000		
LAP	SECTOR 1	SECTOR 2	LAP TIME	MPH	DIFF	TIME OF DAY
1 -		1:00.314	3:07.146	57.11	16.942	16:16:59.830
2 -	1:55.987	59.009	2:54.996	61.07	4.792	16:19:54.826
3 -	<b>1:52.032</b>	<b>58.172</b>	<b>2:50.204 (1)</b>	<b>62.79</b>		<b>16:22:45.030</b>
4 -	1:52.163	58.756	2:50.919 (2)	62.53	0.715	16:25:35.949
5 -	1:53.699	58.348	2:52.047 (3)	62.12	1.843	16:28:27.996

P20 38 RMT Peter MOSS		Suzuki SV650 - CharlieMossRacing				
IDEAL LAP TIME : 2:52.694		BEST LAP TIME : 2:53.183		DIFFERENCE : 0.489		
LAP	SECTOR 1	SECTOR 2	LAP TIME	MPH	DIFF	TIME OF DAY
1 -		1:00.539	3:09.955	56.26	16.772	16:17:02.639
2 -	1:57.630	<b>58.026</b>	2:55.656 (2)	60.84	2.473	16:19:58.295
3 -	1:56.598	59.254	2:55.852 (3)	60.77	2.669	16:22:54.147
4 -	<b>1:54.668</b>	58.515	<b>2:53.183 (1)</b>	<b>61.71</b>		<b>16:25:47.330</b>
5 -	2:00.023	59.291	2:59.314	59.60	6.131	16:28:46.644

P21 73 Esteban LECOQ		Suzuki SV650 SK5 - Lifesafety Motorsport				
IDEAL LAP TIME : 2:54.161		BEST LAP TIME : 2:54.161		DIFFERENCE : 0.000		
LAP	SECTOR 1	SECTOR 2	LAP TIME	MPH	DIFF	TIME OF DAY
1 -		1:00.388	3:06.307	57.36	12.146	16:16:58.991
2 -	1:56.291	59.641	2:55.932 (2)	60.75	1.771	16:19:54.923
3 -	1:58.982	1:01.597	3:00.579	59.18	6.418	16:22:55.502
4 -	1:57.308	1:00.521	2:57.829 (3)	60.10	3.668	16:25:53.331
5 -	<b>1:55.519</b>	<b>58.642</b>	<b>2:54.161 (1)</b>	<b>61.36</b>		<b>16:28:47.492</b>

P22 59 RMT Calvin GRIMES		Suzuki SV650 -				
IDEAL LAP TIME : 2:52.115		BEST LAP TIME : 2:52.182		DIFFERENCE : 0.067		
LAP	SECTOR 1	SECTOR 2	LAP TIME	MPH	DIFF	TIME OF DAY
1 -		58.742	3:06.491	57.31	14.309	16:16:59.175
2 -	2:09.687	57.881	3:07.568	56.98	15.386	16:20:06.743
3 -	1:56.615	59.265	2:55.880 (3)	60.76	3.698	16:23:02.623
4 -	1:56.261	<b>56.753</b>	2:53.014 (2)	61.77	0.832	16:25:55.637
5 -	<b>1:55.362</b>	56.820	<b>2:52.182 (1)</b>	<b>62.07</b>		<b>16:28:47.819</b>

P23 10 RMT Ian LAURIE		Suzuki SV650 - S E Fire Safety				
IDEAL LAP TIME : 2:58.227		BEST LAP TIME : 2:59.456		DIFFERENCE : 1.229		
LAP	SECTOR 1	SECTOR 2	LAP TIME	MPH	DIFF	TIME OF DAY
1 -		1:00.827	3:10.205	56.19	10.749	16:17:02.889
2 -	1:58.940	<b>1:00.516</b>	<b>2:59.456 (1)</b>	<b>59.55</b>		<b>16:20:02.345</b>
3 -	<b>1:57.711</b>	1:01.847	2:59.558 (2)	59.52	0.102	16:23:01.903
4 -	1:59.106	1:01.758	3:00.864 (3)	59.09	1.408	16:26:02.767
5 -	2:02.977	1:04.087	3:07.064	57.13	7.608	16:29:09.831

P24 8 Stuart ALBON		Suzuki SV650 - Winter Sun Skydiving				
IDEAL LAP TIME : 3:04.105		BEST LAP TIME : 3:05.554		DIFFERENCE : 1.449		
LAP	SECTOR 1	SECTOR 2	LAP TIME	MPH	DIFF	TIME OF DAY
1 -		1:04.385	3:23.374	52.55	17.820	16:17:16.058
2 -	<b>2:03.810</b>	1:05.022	3:08.832 (3)	56.60	3.278	16:20:24.890
3 -	2:04.003	1:02.733	3:06.736 (2)	57.23	1.182	16:23:31.626
4 -	2:05.259	<b>1:00.295</b>	<b>3:05.554 (1)</b>	<b>57.60</b>		<b>16:26:37.180</b>

# BMCRC - MRO Championships 2023 - Rnd 3 @ Snetterton

## MRO Minitwins & BMCRC Rookie Minitwins

### RACE 12 - SECTOR ANALYSIS



SECTOR 1 = FL to I1, SECTOR 2 = I1 to FL, DIFF = Difference To Personal Best Lap, P = Crossed Finish Line in Pit Lane, D = Time Disallowed

P25 104 RMT Jack GRIFFITHS		Suzuki SV650 -				
IDEAL LAP TIME : 3:02.830		BEST LAP TIME : 3:02.830		DIFFERENCE : 0.000		
LAP	SECTOR 1	SECTOR 2	LAP TIME	MPH	DIFF	TIME OF DAY
1 -		1:04.391	3:22.313	52.82	19.483	16:17:14.997
2 -	2:04.284	1:05.184	3:09.468 (2)	56.41	6.638	16:20:24.465
3 -	2:05.471	1:04.573	3:10.044 (3)	56.24	7.214	16:23:34.509
4 -	<b>2:01.743</b>	<b>1:01.087</b>	<b>3:02.830 (1)</b>	<b>58.45</b>		<b>16:26:37.339</b>

P26 127 RMT Matthew CHAM		Ducati MONSTER 696 - In development				
IDEAL LAP TIME : 2:37.547		BEST LAP TIME : 2:37.547		DIFFERENCE : 0.000		
LAP	SECTOR 1	SECTOR 2	LAP TIME	MPH	DIFF	TIME OF DAY
1 -		56.370	2:55.069	61.05	17.522	16:16:47.753
2 -	1:48.344	53.589	2:41.933 (3)	66.00	4.386	16:19:29.686
3 -	1:46.448	54.868	2:41.316 (2)	66.25	3.769	16:22:11.002
4 -	<b>1:44.851</b>	<b>52.696</b>	<b>2:37.547 (1)</b>	<b>67.84</b>		<b>16:24:48.549</b>

P27 910 RMT Harry GOWER		Suzuki SV650 - RightGear Motorcycles				
IDEAL LAP TIME : 2:33.565		BEST LAP TIME : 2:34.164		DIFFERENCE : 0.599		
LAP	SECTOR 1	SECTOR 2	LAP TIME	MPH	DIFF	TIME OF DAY
1 -		53.102	2:45.844	64.44	11.680	16:16:38.528
2 -	1:41.837	<b>52.327</b>	<b>2:34.164 (1)</b>	<b>69.32</b>		<b>16:19:12.692</b>

P28 167 RMT Terry SMITH		Suzuki SV650 - IMP Racing				
IDEAL LAP TIME : 2:44.444		BEST LAP TIME : 2:44.444		DIFFERENCE : 0.000		
LAP	SECTOR 1	SECTOR 2	LAP TIME	MPH	DIFF	TIME OF DAY
1 -		57.069	2:56.618	60.51	12.174	16:16:49.302
2 -	<b>1:49.098</b>	<b>55.346</b>	<b>2:44.444 (1)</b>	<b>64.99</b>		<b>16:19:33.746</b>

P29 17 RMT Alex BUCHANAN		Suzuki SV650 -				
IDEAL LAP TIME :		BEST LAP TIME :		DIFFERENCE :		
LAP	SECTOR 1	SECTOR 2	LAP TIME	MPH	DIFF	TIME OF DAY
1 -		<b>1:09.934</b>	3:38.554	48.90		16:17:31.238

# BMCRC - MRO Championships 2023 - Rnd 3 @ Snetterton

## MRO Minitwins & BMCRC Rookie Minitwins

### RACE 12 - BEST SECTORS

SECTOR 1			SECTOR 2			IDEAL / BEST COMPARISON						
POS	NO	NAME	TIME	NO	NAME	TIME	POS	NO	NAME	IDEAL	BEST	DIFF
									<b>PERFECT LAP</b>	<b>2:26.052</b>		
1	22	DOWDS	1:36.518	170	CONNELY	49.534	1	170	CONNELY	2:26.381	2:26.381	0.000
2	170	CONNELY	1:36.847	3	ARBON	50.173	2	22	DOWDS	2:26.735	2:26.735	0.000
3	58	KILLWORTH	1:39.542	58	KILLWORTH	50.177	3	58	KILLWORTH	2:29.719	2:29.719	0.000
4	3	ARBON	1:40.355	22	DOWDS	50.217	4	3	ARBON	2:30.528	2:30.528	0.000
5	910	GOWER	1:41.238	81	MAY	50.430	5	19	LILLEY	2:32.156	2:32.651	0.495
6	19	LILLEY	1:41.391	19	LILLEY	50.765	6	1	TWYFORD	2:32.561	2:32.819	0.258
7	1	TWYFORD	1:41.406	1	TWYFORD	51.155	7	81	MAY	2:32.782	2:34.123	1.341
8	66	BAKER	1:42.139	5	MANTELL	51.307	8	910	GOWER	2:33.565	2:34.164	0.599
9	81	MAY	1:42.352	74	BLACK	51.329	9	5	MANTELL	2:34.058	2:34.914	0.856
10	5	MANTELL	1:42.751	66	BAKER	51.933	10	66	BAKER	2:34.072	2:35.040	0.968
11	40	WILKINSON	1:43.084	910	GOWER	52.327	11	74	BLACK	2:34.940	2:34.940	0.000
12	74	BLACK	1:43.611	67	HARVEY	52.629	12	40	WILKINSON	2:36.276	2:36.276	0.000
13	67	HARVEY	1:43.829	127	CHAM	52.696	13	67	HARVEY	2:36.458	2:38.708	2.250
14	127	CHAM	1:44.851	34	JOHNSON	52.925	14	127	CHAM	2:37.547	2:37.547	0.000
15	138	JARMIN	1:45.052	40	WILKINSON	53.192	15	26	DARBY	2:38.398	2:38.766	0.368
16	26	DARBY	1:45.109	26	DARBY	53.289	16	138	JARMIN	2:38.413	2:38.413	0.000
17	78	FRAMPTON	1:45.537	138	JARMIN	53.361	17	78	FRAMPTON	2:38.936	2:39.319	0.383
18	34	JOHNSON	1:46.737	78	FRAMPTON	53.399	18	34	JOHNSON	2:39.662	2:39.947	0.285
19	93	BOTTO	1:47.543	15	SVENSEN	54.557	19	15	SVENSEN	2:42.390	2:43.785	1.395
20	15	SVENSEN	1:47.833	93	BOTTO	54.863	20	93	BOTTO	2:42.406	2:43.584	1.178
21	167	SMITH	1:49.098	167	SMITH	55.346	21	167	SMITH	2:44.444	2:44.444	0.000
22	777	HIRST	1:52.032	59	GRIMES	56.753	22	777	HIRST	2:50.204	2:50.204	0.000
23	38	MOSS	1:54.668	38	MOSS	58.026	23	59	GRIMES	2:52.115	2:52.182	0.067
24	59	GRIMES	1:55.362	777	HIRST	58.172	24	38	MOSS	2:52.694	2:53.183	0.489
25	73	LECOQ	1:55.519	73	LECOQ	58.642	25	73	LECOQ	2:54.161	2:54.161	0.000
26	10	LAURIE	1:57.711	8	ALBON	1:00.295	26	10	LAURIE	2:58.227	2:59.456	1.229
27	104	GRIFFITHS	2:01.743	10	LAURIE	1:00.516	27	104	GRIFFITHS	3:02.830	3:02.830	0.000
28	8	ALBON	2:03.810	104	GRIFFITHS	1:01.087	28	8	ALBON	3:04.105	3:05.554	1.449
29				17	BUCHANAN	1:09.934	29	17	BUCHANAN			
30												



# BMCRC - MRO Championships 2023 - Rnd 3 @ Snetterton

## MRO Minitwins & BMCRC Rookie Minitwins

### RACE 12 - STATISTICS

Competitors Started	30
Planned Start	2023-05-06 @ 15:00:00.000
Actual Start	2023-05-06 @ 16:13:52.683
Finish Time	2023-05-06 @ 16:26:33.834
Track Length	2.9689mi.
Total Laps	132
Total Distance Covered	391.8963mi.

#### Session Fastest Lap History

NO	CL	NAME	LAP TIME	TIME OF DAY	LAP	VEHICLE
22		Darren DOWDS	2:34.486	16:19:05.552	2	Suzuki SV650
19		Kevin LILLEY	2:34.304	16:19:10.505	2	Suzuki SV650
170		Darren CONNEELY	2:33.297	16:19:10.541	2	Suzuki SV650
170		Darren CONNEELY	2:29.231	16:21:39.795	3	Suzuki SV650
22		Darren DOWDS	2:27.884	16:24:07.106	4	Suzuki SV650
22		Darren DOWDS	2:26.735	16:26:33.840	5	Suzuki SV650
170		Darren CONNEELY	2:26.381	16:26:34.231	5	Suzuki SV650

#### Session Leader History

NO	CL	NAME	FROM LAP	LAPS LED	DISTANCE	VEHICLE
22		Darren DOWDS	1	5	14.84 miles	Suzuki SV650

#### Flag History

TYPE	TIME OF DAY
GREEN	16:13:52.683
FINISH	16:26:33.834

#### Flag Statistics

TYPE	COUNT	TOTAL LAPS	TOTAL TIME
Green	1	5	15:27.780
Red	0	0	0.000
Safety Car	0	0	0.000
FCY	0	0	0.000

# BMCRC - MRO Championships 2023 - Rnd 3 @ Snetterton

## MRO Minitwins & BMCRC Rookie Minitwins

### RACE 12 - STATISTICS

CLASS :

19 Starters

#### Fastest Lap History

NO	NAME	LAP TIME	TIME OF DAY	LAP	VEHICLE
22	Darren DOWDS	<b>2:34.486</b>	16:19:05.552	2	Suzuki SV650
19	Kevin LILLEY	<b>2:34.304</b>	16:19:10.505	2	Suzuki SV650
170	Darren CONNEELY	<b>2:33.297</b>	16:19:10.541	2	Suzuki SV650
170	Darren CONNEELY	<b>2:29.231</b>	16:21:39.795	3	Suzuki SV650
22	Darren DOWDS	<b>2:27.884</b>	16:24:07.106	4	Suzuki SV650
22	Darren DOWDS	<b>2:26.735</b>	16:26:33.840	5	Suzuki SV650
170	Darren CONNEELY	<b>2:26.381</b>	16:26:34.231	5	Suzuki SV650

#### Leader History

NO	NAME	FROM LAP	LAPS LED	DISTANCE	VEHICLE
22	Darren DOWDS	1	5	14.84 miles	Suzuki SV650

# BMCRC - MRO Championships 2023 - Rnd 3 @ Snetterton

## MRO Minitwins & BMCRC Rookie Minitwins

### RACE 12 - STATISTICS

**CLASS : RMT**

11 Starters

#### Fastest Lap History

NO	NAME	LAP TIME	TIME OF DAY	LAP	VEHICLE
910	Harry GOWER	<b>2:34.164</b>	16:19:12.715	2	Suzuki SV650

#### Leader History

NO	NAME	FROM LAP	LAPS LED	DISTANCE	VEHICLE
910	Harry GOWER	1	2	5.93 miles	Suzuki SV650
67	Simon HARVEY	3	1	2.96 miles	Suzuki SV650
127	Matthew CHAM	4	1	2.96 miles	Ducati MONSTER 696
67	Simon HARVEY	5	1	2.96 miles	Suzuki SV650

# BMCRC - MRO Championships 2023 - Rnd 3 @ Snetterton



## MRO Minitwins & BMCRC Rookie Minitwins

### RACE 1 - GRID (6 Laps)

ROW 12				34	<b>191</b> Justin GRACE			
ROW 11		33	<b>158</b> Danny BRENNAN	32	<b>18</b> Stephen LANE	31	<b>321</b> Illia ZHURAVEL	
ROW 10	30	<b>17</b> Alex BUCHANAN		29	<b>8</b> Stuart ALBON	28	<b>104</b> Jack GRIFFITHS	
ROW 9			27	<b>10</b> Ian LAURIE	26	<b>47</b> Tristan BOHANAN	25	<b>73</b> Esteban LECOQ
ROW 8	24	<b>38</b> Peter MOSS		23	<b>59</b> Calvin GRIMES	22	<b>777</b> Richard HIRST	
ROW 7			21	<b>167</b> Terry SMITH	20	<b>15</b> James SVENSEN	19	<b>93</b> Tony BOTTO
ROW 6	18	<b>34</b> Andrew JOHNSON		17	<b>78</b> Tim FRAMPTON	16	<b>26</b> Piers DARBY	
ROW 5			15	<b>67</b> Simon HARVEY	14	<b>138</b> Craig JARMIN	13	<b>127</b> Matthew CHAM
ROW 4	12	<b>40</b> Simon WILKINSON		11	<b>66</b> Nik BAKER	10	<b>74</b> Daniel BLACK	
ROW 3			9	<b>5</b> Barry MANTELL	8	<b>910</b> Harry GOWER	7	<b>81</b> Malvern MAY
ROW 2	6	<b>1</b> David TWYFORD		5	<b>19</b> Kevin LILLEY	4	<b>3</b> Oliver ARBON	
ROW 1			3	<b>58</b> Stacey KILLWORTH	2	<b>22</b> Darren DOWDS	1	<b>170</b> Darren CONNEELY
<b>Pole</b>								

Snetterton 300: 2.9689 miles

These results are provisional until the conclusion of any judicial and technical matters.

Clerk Of Course :	Stewards :	Timekeeper : Richard Evans
-------------------	------------	----------------------------

Results can be found at [www.tsl-timing.com](http://www.tsl-timing.com)

Printed - 16:32 Saturday, 06 May 2023



# BMCRC - MRO Championships 2023 - Rnd 3 @ Snetterton



## MRO Minitwins & BMCRC Rookie Minitwins

### RACE 1 - CLASSIFICATION

POS	NO	CL	PIC NAME	ENTRY	LAPS	TIME	GAP	DIFF	MPH	BEST	ON
1	22		1 Darren DOWDS	Suzuki SV650 - sublime dsg Ltd	5	11:14.205			79.26	2:12.849	4
2	19		2 Kevin LILLEY	Suzuki SV650 - Trafalgar Cleaning Eqpt. / Steve Jorr	5	11:16.395	2.190	2.190	79.00	2:13.778	5
3	5		3 Barry MANTELL	Suzuki SV650 S - Swedish car connection	5	11:16.435	2.230	0.040	79.00	2:12.974	3
4	58		4 Stacey KILLWORTH	Suzuki SV650 - Greenplant/Everns	5	11:23.816	9.611	7.381	78.15	2:12.828	5
5	1		5 David TWYFORD	Suzuki SV650 - MHP, IMP Racing	5	11:24.194	9.989	0.378	78.10	2:13.482	4
6	74		6 Daniel BLACK	Suzuki SV650 - DAD	5	11:30.423	16.218	6.229	77.40	2:15.208	4
7	3		7 Oliver ARBON	Suzuki SV650 - tt plumbing and heating	5	11:30.515	16.310	0.092	77.39	2:15.521	4
8	34		8 Andrew JOHNSON	Suzuki SV650 - Rose & Charlie Racing	5	11:41.308	27.103	10.793	76.20	2:16.102	5
9	15	RMT	1 James SVENSEN	Suzuki SV650 S - Tom Svensen Racing	5	11:46.253	32.048	4.945	75.66	2:19.257	4
10	66*		9 Nik BAKER	Suzuki SV650 - K66, DMR customs	5	11:49.064	34.859	2.811	75.36	2:16.935	3
11	81		10 Malvern MAY	Suzuki SV650 - IMP racing	5	11:50.242	36.037	1.178	75.24	2:16.582	5
12	73		11 Esteban LECOQ	Suzuki SV650 SK5 - Lifesafety Motorsport	5	11:51.579	37.374	1.337	75.10	2:18.231	5
13	40		12 Simon WILKINSON	Suzuki SV650 - S P Wilkinson Engineering Ltd	5	11:51.937	37.732	0.358	75.06	2:17.416	5
14	93		13 Tony BOTTO	Suzuki SV650 - TB Motorcycles	5	12:08.534	54.329	16.597	73.35	2:21.755	2
15	127	RMT	2 Matthew CHAM	Ducati MONSTER 696 - In development	5	12:14.456	1:00.251	5.922	72.76	2:24.163	3
16	138		14 Craig JARMIN	Suzuki SV650 - SK PreP	5	12:20.054	1:05.849	5.598	72.21	2:24.297	5
17	78		15 Tim FRAMPTON	Suzuki SV650 - K66	5	12:26.802	1:12.597	6.748	71.55	2:25.730	4
18	67	RMT	3 Simon HARVEY	Suzuki SV650 - Kids Inheritance (Sorry)	5	12:45.119	1:30.914	18.317	69.84	2:27.272	5
19	167	RMT	4 Terry SMITH	Suzuki SV650 - IMP Racing	5	12:47.698	1:33.493	2.579	69.61	2:28.964	2
20	10	RMT	5 Ian LAURIE	Suzuki SV650 - S E Fire Safety	5	12:47.960	1:33.755	0.262	69.58	2:29.012	5
21	777	RMT	6 Richard HIRST	Suzuki SV650 - Northern garage conversion	5	12:48.043	1:33.838	0.083	69.57	2:29.767	5
22	104	RMT	7 Jack GRIFFITHS	Suzuki SV650 -	5	13:41.547	2:27.342	53.504	65.04	2:39.711	4
23	38	RMT	8 Peter MOSS	Suzuki SV650 - CharlieMossRacing	4	11:35.034	1 Lap	1 Lap	61.51	2:45.639	4
24	8		16 Stuart ALBON	Suzuki SV650 - Winter Sun Skydiving	4	11:36.551	1 Lap	1.517	61.37	2:48.644	4
25	17	RMT	9 Alex BUCHANAN	Suzuki SV650 -	4	11:44.548	1 Lap	7.997	60.68	2:53.507	4

#### NOT CLASSIFIED

DNF	910	RMT	Harry GOWER	Suzuki SV650 - RightGear Motorcycles	2	5:01.798	3 Laps	2 Laps	70.82	2:28.516	2
DNF	47		Tristan BOHANAN	Suzuki SV650 -	1	2:38.379	4 Laps	1 Lap	67.48		
DNF	26		Piers DARBY	Suzuki SV650 - Darby Racing	0						

#### NOT STARTED

NS	321	RMT	Illia ZHURAVEL	Suzuki SV650 -							
----	-----	-----	----------------	----------------	--	--	--	--	--	--	--

#### FASTEST LAP

58	Stacey KILLWORTH	Suzuki SV650 - Greenplant/Everns	5	2:12.828	80.46 mph	129.49 kph
15	RMT James SVENSEN	Suzuki SV650 S - Tom Svensen Racing	4	2:19.257	76.75 mph	123.51 kph

#66 - 10 Second penalty - Jump Start.

Class - 92.5% of Race Speed = 73.31 mph

Class RMT - 92.5% of Race Speed = 69.98 mph

Weather / Track : Cloudy / Drying

These results are provisional until the conclusion of any judicial and technical matters.

Race Distance: 5 Laps / 14.84 miles

Snetterton 300: 2.9689 miles

Date: 07/05/2023 Start: 10:47 Finish: 10:59

Clerk Of Course :	Stewards :	Timekeeper : Richard Evans
-------------------	------------	----------------------------

Results can be found at [www.tsl-timing.com](http://www.tsl-timing.com)

Printed - 11:02 Sunday, 07 May 2023



# BMCRC - MRO Championships 2023 - Rnd 3 @ Snetterton

## MRO Minitwins & BMCRC Rookie Minitwins

### RACE 1 - LAP CHART

#### LAP 1 @ 10:50:15.150

NO	BEHIND	LAP TIME
22		2:18.469
19	1.354	2:19.823
5	2.791	2:21.260
3	4.056	2:22.525
1	4.499	2:22.968
66	7.523	2:25.992
74	7.796	2:26.265
58	9.230	2:27.699
15	9.909	2:28.378
34	11.825	2:30.294
127	12.058	2:30.527
81	14.396	2:32.865
910	14.813	2:33.282
40	15.150	2:33.619
73	15.615	2:34.084
93	16.546	2:35.015
138	17.199	2:35.668
78	19.353	2:37.822
47	19.910	2:38.379
167	21.240	2:39.709
10	22.414	2:40.883
777	24.678	2:43.147
67	27.275	2:45.744
104	34.377	2:52.846
17	42.242	3:00.711
8	43.092	3:01.561
38	44.454	3:02.923

#### LAP 2 @ 10:52:28.401

NO	BEHIND	LAP TIME
22		2:13.251
19	2.301	2:14.198
5	4.249	2:14.709
3	7.637	2:16.832
1	8.258	2:17.010
66	11.367	2:17.095
74	11.409	2:16.864
58	11.837	2:15.858
15	15.965	2:19.307
34	17.639	2:19.065
40	23.472	2:21.573
73	23.858	2:21.494
127	24.269	2:25.462
81	24.496	2:23.351
93	25.050	2:21.755
138	29.921	2:25.973
910	30.078	2:28.516
78	33.024	2:26.922
167	36.953	2:28.964
10	41.152	2:31.989
777	44.333	2:32.906
67	47.350	2:33.326
104	1:05.627	2:44.501
17	1:23.639	2:54.648
8	1:24.148	2:54.307
38	1:24.566	2:53.363

#### LAP 3 @ 10:54:42.237

NO	BEHIND	LAP TIME
22		2:13.836
19	2.768	2:14.303
5	3.387	2:12.974

1	9.948	2:15.526	40	37.732	2:17.416
3	10.535	2:16.734	93	54.329	2:24.526
58	12.452	2:14.451	127	1:00.251	2:27.630
74	13.994	2:16.421	138	1:05.849	2:24.297
66	14.466	2:16.935	78	1:12.597	2:30.157
15	21.685	2:19.556	67	1:30.914	2:27.272
34	22.612	2:18.809	167	1:33.493	2:36.811
73	28.494	2:18.472	10	1:33.755	2:29.012
81	29.028	2:18.368	777	1:33.838	2:29.767
40	30.016	2:20.380	104	2:27.342	2:42.254
127	34.596	2:24.163			
93	34.788	2:23.574			
138	44.601	2:28.516			
78	45.359	2:26.171			
167	53.522	2:30.405			
777	1:01.634	2:31.137			
10	1:01.843	2:34.527			
67	1:05.013	2:31.499			
104	1:34.026	2:42.235			
8	2:02.351	2:52.039			
38	2:03.839	2:53.109			
17	2:05.485	2:55.682			

#### LAP 4 @ 10:56:55.086

NO	BEHIND	LAP TIME
22		2:12.849
19	4.212	2:14.293
5	4.368	2:13.830
1	10.581	2:13.482
58	12.583	2:12.980
3	13.207	2:15.521
74	16.353	2:15.208
66	20.594	2:18.977
34	26.801	2:17.038
15	28.093	2:19.257
73	34.943	2:19.298
81	35.255	2:19.076
40	36.116	2:18.949
93	45.603	2:23.664
127	48.421	2:26.674
138	57.352	2:25.600
78	58.240	2:25.730
167	1:12.482	2:31.809
67	1:19.442	2:27.278
777	1:19.871	2:31.086
10	1:20.543	2:31.549
104	2:00.888	2:39.711

#### LAP 5 @ 10:59:10.886

NO	BEHIND	LAP TIME
22		2:15.800
19	2.190	2:13.778
5	2.230	2:13.662
58	9.611	2:12.828
1	9.989	2:15.208
74	16.218	2:15.665
3	16.310	2:18.903
38	1 Lap	2:45.639
8	1 Lap	2:48.644
66	24.859	2:20.065
34	27.103	2:16.102
17	1 Lap	2:53.507
15	32.048	2:19.755
81	36.037	2:16.582
73	37.374	2:18.231

Weather / Track : Cloudy / Drying

Results can be found at [www.tsl-timing.com](http://www.tsl-timing.com)

Snetterton 300: 2.9689 miles  
Date: 07/05/2023 Start: 10:47 Finish: 10:59

Printed - 11:02 Sunday, 07 May 2023

# BMCRC - MRO Championships 2023 - Rnd 3 @ Snetterton

## MRO Minitwins & BMCRC Rookie Minitwins

### RACE 1 - POSITION CHART

No	Name	Lap Pos	Lap				
			1	2	3	4	5
22	DOWDS	1	22	22	22	22	22
58	KILLWORTH	2	19	19	19	19	19
3	ARBON	3	5	5	5	5	5
19	LILLEY	4	3	3	1	1	58
1	TWYFORD	5	1	1	3	58	1
81	MAY	6	66	66	58	3	74
910	GOWER	7	74	74	74	74	3
5	MANTELL	8	58	58	66	66	66
74	BLACK	9	15	15	15	34	34
66	BAKER	10	34	34	34	15	15
40	WILKINSON	11	127	40	73	73	81
127	CHAM	12	81	73	81	81	73
138	JARMIN	13	910	127	40	40	40
67	HARVEY	14	40	81	127	93	93
26	DARBY	15	73	93	93	127	127
78	FRAMPTON	16	93	138	138	138	138
34	JOHNSON	17	138	910	78	78	78
93	BOTTO	18	78	78	167	167	67
15	SVENSEN	19	47	167	777	67	167
167	SMITH	20	167	10	10	777	10
777	HIRST	21	10	777	67	10	777
38	MOSS	22	777	67	104	104	104
73	LECOQ	23	67	104	8	38	
47	BOHANAN	24	104	17	38	8	
10	LAURIE	25	17	8	17	17	
104	GRIFFITHS	26	8	38			
8	ALBON	27	38				
17	BUCHANAN	28					
321	ZHURAVEL	29					

# BMCRC - MRO Championships 2023 - Rnd 3 @ Snetterton

## MRO Minitwins & BMCRC Rookie Minitwins

### RACE 1 - SECTOR ANALYSIS



SECTOR 1 = FL to I1, SECTOR 2 = I1 to FL, DIFF = Difference To Personal Best Lap, P = Crossed Finish Line in Pit Lane, D = Time Disallowed

<b>P1 22</b>		<b>Darren DOWDS</b>		Suzuki SV650 - sublime dsg Ltd		
IDEAL LAP TIME : 2:12.849		BEST LAP TIME : 2:12.849		DIFFERENCE : 0.000		
LAP	SECTOR 1	SECTOR 2	LAP TIME	MPH	DIFF	TIME OF DAY
1 -		44.542	2:18.469	77.18	5.620	10:50:15.150
2 -	1:28.620	44.631	2:13.251 (2)	80.21	0.402	10:52:28.401
3 -	1:28.798	45.038	2:13.836 (3)	79.85	0.987	10:54:42.237
4 -	<b>1:28.548</b>	<b>44.301</b>	<b>2:12.849 (1)</b>	<b>80.45</b>		<b>10:56:55.086</b>
5 -	1:29.409	46.391	2:15.800	78.70	2.951	10:59:10.886

<b>P2 19</b>		<b>Kevin LILLEY</b>		Suzuki SV650 - Trafalgar Cleaning Eqpt. / Steve Jordan Motorcy		
IDEAL LAP TIME : 2:13.778		BEST LAP TIME : 2:13.778		DIFFERENCE : 0.000		
LAP	SECTOR 1	SECTOR 2	LAP TIME	MPH	DIFF	TIME OF DAY
1 -		45.265	2:19.823	76.43	6.045	10:50:16.504
2 -	1:29.537	44.661	2:14.198 (2)	79.64	0.420	10:52:30.702
3 -	1:29.551	44.752	2:14.303	79.58	0.525	10:54:45.005
4 -	1:29.463	44.830	2:14.293 (3)	79.58	0.515	10:56:59.298
5 -	<b>1:29.301</b>	<b>44.477</b>	<b>2:13.778 (1)</b>	<b>79.89</b>		<b>10:59:13.076</b>

<b>P3 5</b>		<b>Barry MANTELL</b>		Suzuki SV650 S - Swedish car connection		
IDEAL LAP TIME : 2:12.974		BEST LAP TIME : 2:12.974		DIFFERENCE : 0.000		
LAP	SECTOR 1	SECTOR 2	LAP TIME	MPH	DIFF	TIME OF DAY
1 -		44.762	2:21.260	75.66	8.286	10:50:17.941
2 -	1:30.142	44.567	2:14.709	79.34	1.735	10:52:32.650
3 -	<b>1:29.101</b>	<b>43.873</b>	<b>2:12.974 (1)</b>	<b>80.37</b>		<b>10:54:45.624</b>
4 -	1:29.417	44.413	2:13.830 (3)	79.86	0.856	10:56:59.454
5 -	1:29.425	44.237	2:13.662 (2)	79.96	0.688	10:59:13.116

<b>P4 58</b>		<b>Stacey KILLWORTH</b>		Suzuki SV650 - Greenplant/Evems		
IDEAL LAP TIME : 2:12.390		BEST LAP TIME : 2:12.828		DIFFERENCE : 0.438		
LAP	SECTOR 1	SECTOR 2	LAP TIME	MPH	DIFF	TIME OF DAY
1 -		45.521	2:27.699	72.36	14.871	10:50:24.380
2 -	1:30.721	45.137	2:15.858	78.67	3.030	10:52:40.238
3 -	1:30.433	44.018	2:14.451 (3)	79.49	1.623	10:54:54.689
4 -	<b>1:28.491</b>	44.489	2:12.980 (2)	80.37	0.152	10:57:07.669
5 -	1:28.929	<b>43.899</b>	<b>2:12.828 (1)</b>	<b>80.46</b>		<b>10:59:20.497</b>

<b>P5 1</b>		<b>David TWYFORD</b>		Suzuki SV650 - MHP, IMP Racing		
IDEAL LAP TIME : 2:13.454		BEST LAP TIME : 2:13.482		DIFFERENCE : 0.028		
LAP	SECTOR 1	SECTOR 2	LAP TIME	MPH	DIFF	TIME OF DAY
1 -		45.844	2:22.968	74.75	9.486	10:50:19.649
2 -	1:30.970	46.040	2:17.010	78.00	3.528	10:52:36.659
3 -	1:30.506	45.020	2:15.526 (3)	78.86	2.044	10:54:52.185
4 -	<b>1:28.966</b>	44.516	<b>2:13.482 (1)</b>	<b>80.07</b>		<b>10:57:05.667</b>
5 -	1:30.720	<b>44.488</b>	2:15.208 (2)	79.04	1.726	10:59:20.875

<b>P6 74</b>		<b>Daniel BLACK</b>		Suzuki SV650 - DAD		
IDEAL LAP TIME : 2:15.208		BEST LAP TIME : 2:15.208		DIFFERENCE : 0.000		
LAP	SECTOR 1	SECTOR 2	LAP TIME	MPH	DIFF	TIME OF DAY
1 -		46.568	2:26.265	73.07	11.057	10:50:22.946
2 -	1:31.490	45.374	2:16.864	78.09	1.656	10:52:39.810
3 -	1:30.829	45.592	2:16.421 (3)	78.34	1.213	10:54:56.231
4 -	<b>1:30.131</b>	<b>45.077</b>	<b>2:15.208 (1)</b>	<b>79.04</b>		<b>10:57:11.439</b>
5 -	1:30.222	45.443	2:15.665 (2)	78.78	0.457	10:59:27.104



# BMCRC - MRO Championships 2023 - Rnd 3 @ Snetterton

## MRO Minitwins & BMCRC Rookie Minitwins

### RACE 1 - SECTOR ANALYSIS



SECTOR 1 = FL to I1, SECTOR 2 = I1 to FL, DIFF = Difference To Personal Best Lap, P = Crossed Finish Line in Pit Lane, D = Time Disallowed

P7 3		Oliver ARBON		Suzuki SV650 - tt plumbing and heating		
IDEAL LAP TIME : 2:15.521		BEST LAP TIME : 2:15.521		DIFFERENCE : 0.000		
LAP	SECTOR 1	SECTOR 2	LAP TIME	MPH	DIFF	TIME OF DAY
1 -		45.665	2:22.525	74.99	7.004	10:50:19.206
2 -	1:31.404	45.428	2:16.832 (3)	78.11	1.311	10:52:36.038
3 -	1:31.236	45.498	2:16.734 (2)	78.16	1.213	10:54:52.772
4 -	<b>1:30.110</b>	<b>45.411</b>	<b>2:15.521 (1)</b>	<b>78.86</b>		<b>10:57:08.293</b>
5 -	1:31.385	47.518	2:18.903	76.94	3.382	10:59:27.196

P8 34		Andrew JOHNSON		Suzuki SV650 - Rose & Charlie Racing		
IDEAL LAP TIME : 2:16.102		BEST LAP TIME : 2:16.102		DIFFERENCE : 0.000		
LAP	SECTOR 1	SECTOR 2	LAP TIME	MPH	DIFF	TIME OF DAY
1 -		46.684	2:30.294	71.11	14.192	10:50:26.975
2 -	1:32.727	46.338	2:19.065	76.85	2.963	10:52:46.040
3 -	1:33.286	45.523	2:18.809 (3)	76.99	2.707	10:55:04.849
4 -	1:31.102	45.936	2:17.038 (2)	77.99	0.936	10:57:21.887
5 -	<b>1:30.583</b>	<b>45.519</b>	<b>2:16.102 (1)</b>	<b>78.52</b>		<b>10:59:37.989</b>

P9 15 RMT		James SVENSEN		Suzuki SV650 S - Tom Svensen Racing		
IDEAL LAP TIME : 2:18.658		BEST LAP TIME : 2:19.257		DIFFERENCE : 0.599		
LAP	SECTOR 1	SECTOR 2	LAP TIME	MPH	DIFF	TIME OF DAY
1 -		46.834	2:28.378	72.03	9.121	10:50:25.059
2 -	1:32.244	47.063	2:19.307 (2)	76.72	0.050	10:52:44.366
3 -	1:32.664	46.892	2:19.556 (3)	76.58	0.299	10:55:03.922
4 -	1:32.638	<b>46.619</b>	<b>2:19.257 (1)</b>	<b>76.75</b>		<b>10:57:23.179</b>
5 -	<b>1:32.039</b>	47.716	2:19.755	76.47	0.498	10:59:42.934

P10 66		Nik BAKER		Suzuki SV650 - K66, DMR customs		
IDEAL LAP TIME : 2:16.935		BEST LAP TIME : 2:16.935		DIFFERENCE : 0.000		
LAP	SECTOR 1	SECTOR 2	LAP TIME	MPH	DIFF	TIME OF DAY
1 -		46.423	2:25.992	73.20	9.057	10:50:22.673
2 -	1:31.643	45.452	2:17.095 (2)	77.96	0.160	10:52:39.768
3 -	<b>1:31.488</b>	<b>45.447</b>	<b>2:16.935 (1)</b>	<b>78.05</b>		<b>10:54:56.703</b>
4 -	1:32.513	46.464	2:18.977 (3)	76.90	2.042	10:57:15.680
5 -	1:32.877	47.188	2:20.065	76.30	3.130	10:59:35.745

P11 81		Malvern MAY		Suzuki SV650 - IMP racing		
IDEAL LAP TIME : 2:16.582		BEST LAP TIME : 2:16.582		DIFFERENCE : 0.000		
LAP	SECTOR 1	SECTOR 2	LAP TIME	MPH	DIFF	TIME OF DAY
1 -		48.329	2:32.865	69.91	16.283	10:50:29.546
2 -	1:35.578	47.773	2:23.351	74.55	6.769	10:52:52.897
3 -	1:32.615	45.753	2:18.368 (2)	77.24	1.786	10:55:11.265
4 -	1:32.886	46.190	2:19.076 (3)	76.85	2.494	10:57:30.341
5 -	<b>1:31.483</b>	<b>45.099</b>	<b>2:16.582 (1)</b>	<b>78.25</b>		<b>10:59:46.923</b>

P12 73		Esteban LECOQ		Suzuki SV650 SK5 - Lifesafety Motorsport		
IDEAL LAP TIME : 2:18.119		BEST LAP TIME : 2:18.231		DIFFERENCE : 0.112		
LAP	SECTOR 1	SECTOR 2	LAP TIME	MPH	DIFF	TIME OF DAY
1 -		48.151	2:34.084	69.36	15.853	10:50:30.765
2 -	1:33.262	48.232	2:21.494	75.53	3.263	10:52:52.259
3 -	<b>1:31.815</b>	46.657	2:18.472 (2)	77.18	0.241	10:55:10.731
4 -	1:32.787	46.511	2:19.298 (3)	76.72	1.067	10:57:30.029
5 -	1:31.927	<b>46.304</b>	<b>2:18.231 (1)</b>	<b>77.32</b>		<b>10:59:48.260</b>

# BMCRC - MRO Championships 2023 - Rnd 3 @ Snetterton

## MRO Minitwins & BMCRC Rookie Minitwins

### RACE 1 - SECTOR ANALYSIS



SECTOR 1 = FL to I1, SECTOR 2 = I1 to FL, DIFF = Difference To Personal Best Lap, P = Crossed Finish Line in Pit Lane, D = Time Disallowed

P13 40		Simon WILKINSON		Suzuki SV650 - S P Wilkinson Engineering Ltd		
IDEAL LAP TIME : 2:17.416		BEST LAP TIME : 2:17.416		DIFFERENCE : 0.000		
LAP	SECTOR 1	SECTOR 2	LAP TIME	MPH	DIFF	TIME OF DAY
1 -		49.218	2:33.619	69.57	16.203	10:50:30.300
2 -	1:33.267	48.306	2:21.573	75.49	4.157	10:52:51.873
3 -	1:33.095	47.285	2:20.380 (3)	76.13	2.964	10:55:12.253
4 -	1:32.286	46.663	2:18.949 (2)	76.92	1.533	10:57:31.202
5 -	<b>1:31.586</b>	<b>45.830</b>	<b>2:17.416 (1)</b>	<b>77.77</b>		<b>10:59:48.618</b>

P14 93		Tony BOTTO		Suzuki SV650 - TB Motorcycles		
IDEAL LAP TIME : 2:21.755		BEST LAP TIME : 2:21.755		DIFFERENCE : 0.000		
LAP	SECTOR 1	SECTOR 2	LAP TIME	MPH	DIFF	TIME OF DAY
1 -		47.872	2:35.015	68.94	13.260	10:50:31.696
2 -	<b>1:33.995</b>	<b>47.760</b>	<b>2:21.755 (1)</b>	<b>75.39</b>		<b>10:52:53.451</b>
3 -	1:35.494	48.080	2:23.574 (2)	74.44	1.819	10:55:17.025
4 -	1:35.171	48.493	2:23.664 (3)	74.39	1.909	10:57:40.689
5 -	1:36.465	48.061	2:24.526	73.95	2.771	11:00:05.215

P15 127 RMT		Matthew CHAM		Ducati MONSTER 696 - In development		
IDEAL LAP TIME : 2:23.777		BEST LAP TIME : 2:24.163		DIFFERENCE : 0.386		
LAP	SECTOR 1	SECTOR 2	LAP TIME	MPH	DIFF	TIME OF DAY
1 -		<b>48.287</b>	2:30.527	71.00	6.364	10:50:27.208
2 -	1:35.569	49.893	2:25.462 (2)	73.47	1.299	10:52:52.670
3 -	<b>1:35.490</b>	48.673	<b>2:24.163 (1)</b>	<b>74.13</b>		<b>10:55:16.833</b>
4 -	1:37.198	49.476	2:26.674 (3)	72.86	2.511	10:57:43.507
5 -	1:38.201	49.429	2:27.630	72.39	3.467	11:00:11.137

P16 138		Craig JARMIN		Suzuki SV650 - SK PreP		
IDEAL LAP TIME : 2:24.297		BEST LAP TIME : 2:24.297		DIFFERENCE : 0.000		
LAP	SECTOR 1	SECTOR 2	LAP TIME	MPH	DIFF	TIME OF DAY
1 -		48.704	2:35.668	68.65	11.371	10:50:32.349
2 -	1:36.648	49.325	2:25.973 (3)	73.21	1.676	10:52:58.322
3 -	1:39.084	49.432	2:28.516	71.96	4.219	10:55:26.838
4 -	1:37.083	48.517	2:25.600 (2)	73.40	1.303	10:57:52.438
5 -	<b>1:36.218</b>	<b>48.079</b>	<b>2:24.297 (1)</b>	<b>74.07</b>		<b>11:00:16.735</b>

P17 78		Tim FRAMPTON		Suzuki SV650 - K66		
IDEAL LAP TIME : 2:25.666		BEST LAP TIME : 2:25.730		DIFFERENCE : 0.064		
LAP	SECTOR 1	SECTOR 2	LAP TIME	MPH	DIFF	TIME OF DAY
1 -		49.686	2:37.822	67.72	12.092	10:50:34.503
2 -	1:37.833	<b>49.089</b>	2:26.922 (3)	72.74	1.192	10:53:01.425
3 -	1:36.620	49.551	2:26.171 (2)	73.12	0.441	10:55:27.596
4 -	<b>1:36.577</b>	49.153	<b>2:25.730 (1)</b>	<b>73.34</b>		<b>10:57:53.326</b>
5 -	1:38.693	51.464	2:30.157	71.17	4.427	11:00:23.483

P18 67 RMT		Simon HARVEY		Suzuki SV650 - Kids Inheritance (Sorry)		
IDEAL LAP TIME : 2:26.480		BEST LAP TIME : 2:27.272		DIFFERENCE : 0.792		
LAP	SECTOR 1	SECTOR 2	LAP TIME	MPH	DIFF	TIME OF DAY
1 -		52.311	2:45.744	64.48	18.472	10:50:42.425
2 -	1:42.774	50.552	2:33.326	69.70	6.054	10:53:15.751
3 -	1:41.519	49.980	2:31.499 (3)	70.54	4.227	10:55:47.250
4 -	1:37.736	<b>49.542</b>	2:27.278 (2)	72.57	0.006	10:58:14.528
5 -	<b>1:36.938</b>	50.334	<b>2:27.272 (1)</b>	<b>72.57</b>		<b>11:00:41.800</b>

# BMCRC - MRO Championships 2023 - Rnd 3 @ Snetterton

## MRO Minitwins & BMCRC Rookie Minitwins

### RACE 1 - SECTOR ANALYSIS



SECTOR 1 = FL to I1, SECTOR 2 = I1 to FL, DIFF = Difference To Personal Best Lap, P = Crossed Finish Line in Pit Lane, D = Time Disallowed

P19 167 RMT Terry SMITH		Suzuki SV650 - IMP Racing				
IDEAL LAP TIME : 2:28.619		BEST LAP TIME : 2:28.964		DIFFERENCE : 0.345		
LAP	SECTOR 1	SECTOR 2	LAP TIME	MPH	DIFF	TIME OF DAY
1 -		<b>49.967</b>	2:39.709	66.92	10.745	10:50:36.390
2 -	<b>1:38.652</b>	50.312	<b>2:28.964 (1)</b>	<b>71.74</b>		<b>10:53:05.354</b>
3 -	1:39.571	50.834	2:30.405 (2)	71.06	1.441	10:55:35.759
4 -	1:41.115	50.694	2:31.809 (3)	70.40	2.845	10:58:07.568
5 -	1:41.308	55.503	2:36.811	68.15	7.847	11:00:44.379

P20 10 RMT Ian LAURIE		Suzuki SV650 - S E Fire Safety				
IDEAL LAP TIME : 2:28.929		BEST LAP TIME : 2:29.012		DIFFERENCE : 0.083		
LAP	SECTOR 1	SECTOR 2	LAP TIME	MPH	DIFF	TIME OF DAY
1 -		51.632	2:40.883	66.43	11.871	10:50:37.564
2 -	1:40.565	51.424	2:31.989 (3)	70.32	2.977	10:53:09.553
3 -	1:42.288	52.239	2:34.527	69.16	5.515	10:55:44.080
4 -	1:41.285	<b>50.264</b>	2:31.549 (2)	70.52	2.537	10:58:15.629
5 -	<b>1:38.665</b>	50.347	<b>2:29.012 (1)</b>	<b>71.72</b>		<b>11:00:44.641</b>

P21 777 RMT Richard HIRST		Suzuki SV650 - Northern garage conversion				
IDEAL LAP TIME : 2:29.767		BEST LAP TIME : 2:29.767		DIFFERENCE : 0.000		
LAP	SECTOR 1	SECTOR 2	LAP TIME	MPH	DIFF	TIME OF DAY
1 -		51.325	2:43.147	65.51	13.380	10:50:39.828
2 -	1:41.404	51.502	2:32.906	69.89	3.139	10:53:12.734
3 -	1:40.230	50.907	2:31.137 (3)	70.71	1.370	10:55:43.871
4 -	1:39.329	51.757	2:31.086 (2)	70.74	1.319	10:58:14.957
5 -	<b>1:38.911</b>	<b>50.856</b>	<b>2:29.767 (1)</b>	<b>71.36</b>		<b>11:00:44.724</b>

P22 104 RMT Jack GRIFFITHS		Suzuki SV650 -				
IDEAL LAP TIME : 2:39.711		BEST LAP TIME : 2:39.711		DIFFERENCE : 0.000		
LAP	SECTOR 1	SECTOR 2	LAP TIME	MPH	DIFF	TIME OF DAY
1 -		54.719	2:52.846	61.83	13.135	10:50:49.527
2 -	1:49.266	55.235	2:44.501	64.97	4.790	10:53:34.028
3 -	1:48.135	54.100	2:42.235 (2)	65.88	2.524	10:56:16.263
4 -	<b>1:45.674</b>	<b>54.037</b>	<b>2:39.711 (1)</b>	<b>66.92</b>		<b>10:58:55.974</b>
5 -	1:47.430	54.824	2:42.254 (3)	65.87	2.543	11:01:38.228

P23 38 RMT Peter MOSS		Suzuki SV650 - CharlieMossRacing				
IDEAL LAP TIME : 2:45.639		BEST LAP TIME : 2:45.639		DIFFERENCE : 0.000		
LAP	SECTOR 1	SECTOR 2	LAP TIME	MPH	DIFF	TIME OF DAY
1 -		58.553	3:02.923	58.42	17.284	10:50:59.604
2 -	1:55.680	57.683	2:53.363 (3)	61.65	7.724	10:53:52.967
3 -	1:55.517	57.592	2:53.109 (2)	61.74	7.470	10:56:46.076
4 -	<b>1:51.187</b>	<b>54.452</b>	<b>2:45.639 (1)</b>	<b>64.52</b>		<b>10:59:31.715</b>

P24 8 Stuart ALBON		Suzuki SV650 - Winter Sun Skydiving				
IDEAL LAP TIME : 2:48.644		BEST LAP TIME : 2:48.644		DIFFERENCE : 0.000		
LAP	SECTOR 1	SECTOR 2	LAP TIME	MPH	DIFF	TIME OF DAY
1 -		58.804	3:01.561	58.86	12.917	10:50:58.242
2 -	1:54.247	1:00.060	2:54.307 (3)	61.31	5.663	10:53:52.549
3 -	1:55.092	56.947	2:52.039 (2)	62.12	3.395	10:56:44.588
4 -	<b>1:53.264</b>	<b>55.380</b>	<b>2:48.644 (1)</b>	<b>63.37</b>		<b>10:59:33.232</b>

# BMCRC - MRO Championships 2023 - Rnd 3 @ Snetterton

## MRO Minitwins & BMCRC Rookie Minitwins

### RACE 1 - SECTOR ANALYSIS



SECTOR 1 = FL to I1, SECTOR 2 = I1 to FL, DIFF = Difference To Personal Best Lap, P = Crossed Finish Line in Pit Lane, D = Time Disallowed

<b>P25 17 RMT Alex BUCHANAN</b>		Suzuki SV650 -				
IDEAL LAP TIME : 2:53.507		BEST LAP TIME : 2:53.507		DIFFERENCE : 0.000		
LAP	SECTOR 1	SECTOR 2	LAP TIME	MPH	DIFF	TIME OF DAY
1 -		58.759	3:00.711	59.14	7.204	10:50:57.392
2 -	1:56.140	58.508	2:54.648 (2)	61.19	1.141	10:53:52.040
3 -	1:56.074	59.608	2:55.682 (3)	60.83	2.175	10:56:47.722
4 -	<b>1:55.125</b>	<b>58.382</b>	<b>2:53.507 (1)</b>	<b>61.60</b>		<b>10:59:41.229</b>

<b>P26 910 RMT Harry GOWER</b>		Suzuki SV650 - RightGear Motorcycles				
IDEAL LAP TIME : 2:27.336		BEST LAP TIME : 2:28.516		DIFFERENCE : 1.180		
LAP	SECTOR 1	SECTOR 2	LAP TIME	MPH	DIFF	TIME OF DAY
1 -		<b>49.418</b>	2:33.282	69.72	4.766	10:50:29.963
2 -	<b>1:37.918</b>	50.598	<b>2:28.516 (1)</b>	<b>71.96</b>		<b>10:52:58.479</b>

<b>P27 47 Tristan BOHANAN</b>		Suzuki SV650 -				
IDEAL LAP TIME : 2:30.436		BEST LAP TIME :		DIFFERENCE :		
LAP	SECTOR 1	SECTOR 2	LAP TIME	MPH	DIFF	TIME OF DAY
1 -		<b>49.806</b>	2:38.379	67.48		10:50:35.060

# BMCRC - MRO Championships 2023 - Rnd 3 @ Snetterton

## MRO Minitwins & BMCRC Rookie Minitwins

### RACE 1 - BEST SECTORS

SECTOR 1			SECTOR 2			IDEAL / BEST COMPARISON						
POS	NO	NAME	TIME	NO	NAME	TIME	POS	NO	NAME	IDEAL	BEST	DIFF
									<b>PERFECT LAP</b>	<b>2:12.364</b>		
1	58	KILLWORTH	1:28.491	5	MANTELL	43.873	1	58	KILLWORTH	2:12.390	2:12.828	0.438
2	22	DOWDS	1:28.548	58	KILLWORTH	43.899	2	22	DOWDS	2:12.849	2:12.849	0.000
3	1	TWYFORD	1:28.966	22	DOWDS	44.301	3	5	MANTELL	2:12.974	2:12.974	0.000
4	5	MANTELL	1:29.101	19	LILLEY	44.477	4	1	TWYFORD	2:13.454	2:13.482	0.028
5	19	LILLEY	1:29.301	1	TWYFORD	44.488	5	19	LILLEY	2:13.778	2:13.778	0.000
6	3	ARBON	1:30.110	74	BLACK	45.077	6	74	BLACK	2:15.208	2:15.208	0.000
7	74	BLACK	1:30.131	81	MAY	45.099	7	3	ARBON	2:15.521	2:15.521	0.000
8	34	JOHNSON	1:30.583	3	ARBON	45.411	8	34	JOHNSON	2:16.102	2:16.102	0.000
9	81	MAY	1:31.483	66	BAKER	45.447	9	81	MAY	2:16.582	2:16.582	0.000
10	66	BAKER	1:31.488	34	JOHNSON	45.519	10	66	BAKER	2:16.935	2:16.935	0.000
11	40	WILKINSON	1:31.586	40	WILKINSON	45.830	11	40	WILKINSON	2:17.416	2:17.416	0.000
12	73	LECOQ	1:31.815	73	LECOQ	46.304	12	73	LECOQ	2:18.119	2:18.231	0.112
13	15	SVENSEN	1:32.039	15	SVENSEN	46.619	13	15	SVENSEN	2:18.658	2:19.257	0.599
14	93	BOTTO	1:33.995	93	BOTTO	47.760	14	93	BOTTO	2:21.755	2:21.755	0.000
15	127	CHAM	1:35.490	138	JARMIN	48.079	15	127	CHAM	2:23.777	2:24.163	0.386
16	138	JARMIN	1:36.218	127	CHAM	48.287	16	138	JARMIN	2:24.297	2:24.297	0.000
17	78	FRAMPTON	1:36.577	78	FRAMPTON	49.089	17	78	FRAMPTON	2:25.666	2:25.730	0.064
18	67	HARVEY	1:36.938	910	GOWER	49.418	18	67	HARVEY	2:26.480	2:27.272	0.792
19	910	GOWER	1:37.918	67	HARVEY	49.542	19	910	GOWER	2:27.336	2:28.516	1.180
20	167	SMITH	1:38.652	47	BOHANAN	49.806	20	167	SMITH	2:28.619	2:28.964	0.345
21	10	LAURIE	1:38.665	167	SMITH	49.967	21	10	LAURIE	2:28.929	2:29.012	0.083
22	777	HIRST	1:38.911	10	LAURIE	50.264	22	777	HIRST	2:29.767	2:29.767	0.000
23	47	BOHANAN	1:40.630	777	HIRST	50.856	23	47	BOHANAN	2:30.436		
24	104	GRIFFITHS	1:45.674	104	GRIFFITHS	54.037	24	104	GRIFFITHS	2:39.711	2:39.711	0.000
25	38	MOSS	1:51.187	38	MOSS	54.452	25	38	MOSS	2:45.639	2:45.639	0.000
26	8	ALBON	1:53.264	8	ALBON	55.380	26	8	ALBON	2:48.644	2:48.644	0.000
27	17	BUCHANAN	1:55.125	17	BUCHANAN	58.382	27	17	BUCHANAN	2:53.507	2:53.507	0.000
28												

# BMCRC - MRO Championships 2023 - Rnd 3 @ Snetterton

## MRO Minitwins & BMCRC Rookie Minitwins

### RACE 1 - STATISTICS

**Competitors Started** 28  
**Planned Start** 2023-05-07 @ 10:40:00.000  
**Actual Start** 2023-05-07 @ 10:47:56.680  
**Finish Time** 2023-05-07 @ 10:59:10.885  
**Track Length** 2.9689mi.  
**Total Laps** 125  
**Total Distance Covered** 371.1139mi.

#### Session Fastest Lap History

NO	CL	NAME	LAP TIME	TIME OF DAY	LAP	VEHICLE
22		Darren DOWDS	<b>2:13.251</b>	10:52:28.406	2	Suzuki SV650
5		Barry MANTELL	<b>2:12.974</b>	10:54:45.643	3	Suzuki SV650 S
22		Darren DOWDS	<b>2:12.849</b>	10:56:55.090	4	Suzuki SV650
58		Stacey KILLWORTH	<b>2:12.828</b>	10:59:20.503	5	Suzuki SV650

#### Session Leader History

NO	CL	NAME	FROM LAP	LAPS LED	DISTANCE	VEHICLE
22		Darren DOWDS	1	5	14.84 miles	Suzuki SV650

#### Flag History

TYPE	TIME OF DAY
GREEN	10:47:56.680
FINISH	10:59:10.885

#### Flag Statistics

TYPE	COUNT	TOTAL LAPS	TOTAL TIME
Green	1	5	13:49.556
Red	0	0	0.000
Safety Car	0	0	0.000
FCY	0	0	0.000

# BMCRC - MRO Championships 2023 - Rnd 3 @ Snetterton

## MRO Minitwins & BMCRC Rookie Minitwins

### RACE 1 - STATISTICS

**CLASS :**

18 Starters

#### Fastest Lap History

NO	NAME	LAP TIME	TIME OF DAY	LAP	VEHICLE
22	Darren DOWDS	2:13.251	10:52:28.406	2	Suzuki SV650
5	Barry MANTELL	2:12.974	10:54:45.643	3	Suzuki SV650 S
22	Darren DOWDS	2:12.849	10:56:55.090	4	Suzuki SV650
58	Stacey KILLWORTH	2:12.828	10:59:20.503	5	Suzuki SV650

#### Leader History

NO	NAME	FROM LAP	LAPS LED	DISTANCE	VEHICLE
22	Darren DOWDS	1	5	14.84 miles	Suzuki SV650

# BMCRC - MRO Championships 2023 - Rnd 3 @ Snetterton

## MRO Minitwins & BMCRC Rookie Minitwins

### RACE 1 - STATISTICS

**CLASS : RMT**

10 Starters

#### Fastest Lap History

NO	NAME	LAP TIME	TIME OF DAY	LAP	VEHICLE
15	James SVENSEN	2:19.307	10:52:44.371	2	Suzuki SV650 S
15	James SVENSEN	2:19.257	10:57:23.184	4	Suzuki SV650 S

#### Leader History

NO	NAME	FROM LAP	LAPS LED	DISTANCE	VEHICLE
15	James SVENSEN	1	5	14.84 miles	Suzuki SV650 S



# BMCRC - MRO Championships 2023 - Rnd 3 @ Snetterton



## MRO Minitwins & BMCRC Rookie Minitwins

### RACE 12 - GRID (5 Laps)

ROW 12				34	<b>191</b> Justin GRACE		
ROW 11		33	<b>158</b> Danny BRENNAN	32	<b>18</b> Stephen LANE	31	<b>59</b> Calvin GRIMES
ROW 10	30	<b>321</b> Illia ZHURAVEL	29	<b>170</b> Darren CONNEELY	28	<b>26</b> Piers DARBY	
ROW 9		27	<b>47</b> Tristan BOHANAN	26	<b>17</b> Alex BUCHANAN	25	<b>8</b> Stuart ALBON
ROW 8		24	<b>38</b> Peter MOSS	23	<b>104</b> Jack GRIFFITHS	22	<b>777</b> Richard HIRST
ROW 7		21	<b>10</b> Ian LAURIE	20	<b>167</b> Terry SMITH	19	<b>910</b> Harry GOWER
ROW 6		18	<b>67</b> Simon HARVEY	17	<b>78</b> Tim FRAMPTON	16	<b>138</b> Craig JARMIN
ROW 5		15	<b>127</b> Matthew CHAM	14	<b>93</b> Tony BOTTO	13	<b>15</b> James SVENSEN
ROW 4		12	<b>73</b> Esteban LECOQ	11	<b>40</b> Simon WILKINSON	10	<b>66</b> Nik BAKER
ROW 3		9	<b>81</b> Malvern MAY	8	<b>34</b> Andrew JOHNSON	7	<b>3</b> Oliver ARBON
ROW 2		6	<b>74</b> Daniel BLACK	5	<b>19</b> Kevin LILLEY	4	<b>1</b> David TWYFORD
ROW 1		3	<b>5</b> Barry MANTELL	2	<b>22</b> Darren DOWDS	1	<b>58</b> Stacey KILLWORTH
<b>Pole</b>							

Snetterton 300: 2.9689 miles

These results are provisional until the conclusion of any judicial and technical matters.

Clerk Of Course :	Stewards :	Timekeeper : Richard Evans
-------------------	------------	----------------------------

Results can be found at [www.tsl-timing.com](http://www.tsl-timing.com)

Printed - 11:07 Sunday, 07 May 2023



# BMCRC - MRO Championships 2023 - Rnd 3 @ Snetterton



## MRO Minitwins & BMCRC Rookie Minitwins

### RACE 12 - CLASSIFICATION

POS	NO	CL	PIC NAME	ENTRY	LAPS	TIME	GAP	DIFF	MPH	BEST	ON
1	1		1 David TWYFORD	Suzuki SV650 - MHP, IMP Racing	5	10:47.625			82.51	2:07.597	2
2	22		2 Darren DOWDS	Suzuki SV650 - sublime dsg Ltd	5	10:53.261	5.636	5.636	81.80	2:09.058	5
3	5		3 Barry MANTELL	Suzuki SV650 S - Swedish car connection	5	10:55.394	7.769	2.133	81.53	2:09.383	3
4	58		4 Stacey KILLWORTH	Suzuki SV650 - Greenplant/Everns	5	10:57.824	10.199	2.430	81.23	2:09.559	5
5	19		5 Kevin LILLEY	Suzuki SV650 - Trafalgar Cleaning Eqpt. / Steve Jorr	5	10:58.391	10.766	0.567	81.16	2:09.873	2
6	74		6 Daniel BLACK	Suzuki SV650 - DAD	5	11:21.918	34.293	23.527	78.36	2:14.796	2
7	66		7 Nik BAKER	Suzuki SV650 - K66, DMR customs	5	11:24.924	37.299	3.006	78.02	2:13.671	5
8	81		8 Malvern MAY	Suzuki SV650 - IMP racing	5	11:25.243	37.618	0.319	77.98	2:13.830	5
9	34		9 Andrew JOHNSON	Suzuki SV650 - Rose & Charlie Racing	5	11:28.708	41.083	3.465	77.59	2:15.356	4
10	15	RMT	1 James SVENSEN	Suzuki SV650 S - Tom Svensen Racing	5	11:32.377	44.752	3.669	77.18	2:16.819	3
11	3		10 Oliver ARBON	Suzuki SV650 - tt plumbing and heating	5	11:32.594	44.969	0.217	77.15	2:12.857	5
12	40		11 Simon WILKINSON	Suzuki SV650 - S P Wilkinson Engineering Ltd	5	11:39.601	51.976	7.007	76.38	2:17.543	5
13	127	RMT	2 Matthew CHAM	Ducati MONSTER 696 - In development	5	11:46.404	58.779	6.803	75.65	2:19.208	2
14	93		12 Tony BOTTO	Suzuki SV650 - TB Motorcycles	5	11:48.204	1:00.579	1.800	75.45	2:18.778	4
15	138		13 Craig JARMIN	Suzuki SV650 - SK PreP	5	11:48.233	1:00.608	0.029	75.45	2:19.106	4
16	26		14 Piers DARBY	Suzuki SV650 - Darby Racing	5	11:48.582	1:00.957	0.349	75.41	2:18.740	4
17	67	RMT	3 Simon HARVEY	Suzuki SV650 - Kids Inheritance (Sorry)	5	11:55.026	1:07.401	6.444	74.73	2:20.964	2
18	78		15 Tim FRAMPTON	Suzuki SV650 - K66	5	12:07.871	1:20.246	12.845	73.42	2:23.305	2
19	167	RMT	4 Terry SMITH	Suzuki SV650 - IMP Racing	5	12:16.745	1:29.120	8.874	72.53	2:24.193	3
20	777	RMT	5 Richard HIRST	Suzuki SV650 - Northern garage conversion	5	12:22.411	1:34.786	5.666	71.98	2:26.785	2
21	10	RMT	6 Ian LAURIE	Suzuki SV650 - S E Fire Safety	5	12:42.846	1:55.221	20.435	70.05	2:29.627	2
22	104	RMT	7 Jack GRIFFITHS	Suzuki SV650 -	5	12:51.305	2:03.680	8.459	69.28	2:31.948	3
23	910	RMT	8 Harry GOWER	Suzuki SV650 - RightGear Motorcycles	4	10:54.730	1 Lap	1 Lap	65.29	2:38.564	2
24	38	RMT	9 Peter MOSS	Suzuki SV650 - CharlieMossRacing	4	11:22.208	1 Lap	27.478	62.66	2:45.741	3
25	8		16 Stuart ALBON	Suzuki SV650 - Winter Sun Skydiving	4	11:24.067	1 Lap	1.859	62.49	2:45.800	4
26	17	RMT	10 Alex BUCHANAN	Suzuki SV650 -	4	12:15.191	1 Lap	51.124	58.15	2:59.275	4

NOT CLASSIFIED

DNF	73		Esteban LECOQ	Suzuki SV650 SK5 - Lifesafety Motorsport	4	9:10.662	1 Lap		77.63	2:15.874	3
-----	----	--	---------------	--	---	----------	-------	--	-------	----------	---

NOT STARTED

NS	59	RMT	Calvin GRIMES	Suzuki SV650 -							
----	----	-----	---------------	----------------	--	--	--	--	--	--	--

FASTEST LAP

	1		David TWYFORD	Suzuki SV650 - MHP, IMP Racing	2	2:07.597			83.76 mph	134.80 kph	
	15	RMT	James SVENSEN	Suzuki SV650 S - Tom Svensen Racing	3	2:16.819			78.11 mph	125.71 kph	

Class - 92.5% of Race Speed = 76.32 mph

Class RMT - 92.5% of Race Speed = 71.39 mph

Race Distance: 5 Laps / 14.84 miles

Snetterton 300: 2.9689 miles

Date: 07/05/2023 Start: 14:41 Finish: 14:52

Weather / Track : Sunny / Dry

These results are provisional until the conclusion of any judicial and technical matters.

Clerk Of Course :	Stewards :	Timekeeper : Richard Evans
-------------------	------------	----------------------------

Results can be found at [www.tsl-timing.com](http://www.tsl-timing.com)

Printed - 14:54 Sunday, 07 May 2023



# BMCRC - MRO Championships 2023 - Rnd 3 @ Snetterton

## MRO Minitwins & BMCRC Rookie Minitwins

### RACE 12 - LAP CHART

#### LAP 1 @ 14:44:04.074

NO	BEHIND	LAP TIME
1		2:14.679
22	0.842	2:15.521
5	0.983	2:15.662
19	2.183	2:16.862
58	2.366	2:17.045
74	5.115	2:19.794
73	7.659	2:22.338
81	7.915	2:22.594
34	8.155	2:22.834
66	8.414	2:23.093
15	8.739	2:23.418
127	10.493	2:25.172
40	11.558	2:26.237
93	12.924	2:27.603
67	13.463	2:28.142
138	13.868	2:28.547
26	14.828	2:29.507
167	16.464	2:31.143
78	17.404	2:32.083
777	19.822	2:34.501
10	21.291	2:35.970
3	21.847	2:36.526
104	27.225	2:41.904
910	28.052	2:42.731
38	41.574	2:56.253
8	42.198	2:56.877
17	54.234	3:08.913

#### LAP 2 @ 14:46:11.671

NO	BEHIND	LAP TIME
1		2:07.597
22	3.111	2:09.866
5	3.546	2:10.160
19	4.459	2:09.873
58	4.982	2:10.213
74	12.314	2:14.796
66	15.511	2:14.694
73	16.597	2:16.535
81	16.728	2:16.410
34	16.785	2:16.227
15	18.864	2:17.722
127	22.104	2:19.208
40	23.148	2:19.187
93	25.430	2:20.103
67	26.830	2:20.964
138	27.118	2:20.847
26	28.027	2:20.796
3	28.830	2:14.580
78	33.112	2:23.305
167	34.241	2:25.374
777	39.010	2:26.785
10	43.321	2:29.627
104	51.858	2:32.230
910	59.019	2:38.564
38	1:20.473	2:46.496
8	1:22.158	2:47.557
17	1:51.307	3:04.670

#### LAP 3 @ 14:48:19.425

NO	BEHIND	LAP TIME
1		2:07.754
22	4.706	2:09.349

5	5.175	2:09.383	34	41.083	2:18.080
19	6.844	2:10.139	15	44.752	2:16.925
58	7.097	2:09.869	3	44.969	2:12.857
74	19.515	2:14.955	40	51.976	2:17.543
73	24.717	2:15.874	127	58.779	2:21.747
34	25.242	2:16.211	93	1:00.579	2:22.539
66	25.383	2:17.626	138	1:00.608	2:19.239
81	25.398	2:16.424	26	1:00.957	2:19.222
15	27.929	2:16.819	67	1:07.401	2:23.225
40	33.941	2:18.547	78	1:20.246	2:24.735
127	34.475	2:20.125	17	1 Lap	2:59.275
3	35.732	2:14.656	167	1:29.120	2:29.349
93	36.857	2:19.181	777	1:34.786	2:27.223
138	39.858	2:20.494	10	1:55.221	2:33.153
67	40.328	2:21.252	104	2:03.680	2:32.003
26	40.590	2:20.317			
78	49.302	2:23.944			
167	50.680	2:24.193			
777	58.253	2:26.997			
10	1:08.777	2:33.210			
104	1:16.052	2:31.948			
910	1:34.685	2:43.420			
38	1:58.460	2:45.741			
8	2:08.237	2:53.833			

#### LAP 4 @ 14:50:27.999

NO	BEHIND	LAP TIME
1		2:08.574
22	5.599	2:09.467
5	6.333	2:09.732
19	9.382	2:11.112
58	9.661	2:11.138
74	26.420	2:15.479
34	32.024	2:15.356
73	32.058	2:15.915
66	32.649	2:15.840
81	32.809	2:15.985
15	36.848	2:17.493
17	1 Lap	3:02.333
3	41.133	2:13.975
40	43.454	2:18.087
127	46.053	2:20.152
93	47.061	2:18.778
138	50.390	2:19.106
26	50.756	2:18.740
67	53.197	2:21.443
78	1:04.532	2:23.804
167	1:08.792	2:26.686
777	1:16.584	2:26.905
10	1:31.089	2:30.886
104	1:40.698	2:33.220

#### LAP 5 @ 14:52:37.020

NO	BEHIND	LAP TIME
1		2:09.021
22	5.636	2:09.058
910	1 Lap	2:50.015
5	7.769	2:10.457
58	10.199	2:09.559
19	10.766	2:10.405
74	34.293	2:16.894
38	1 Lap	2:53.718
8	1 Lap	2:45.800
66	37.299	2:13.671
81	37.618	2:13.830

Weather / Track : Sunny / Dry

Results can be found at [www.tsl-timing.com](http://www.tsl-timing.com)

Snetterton 300: 2.9689 miles  
Date: 07/05/2023 Start: 14:41 Finish: 14:52

Printed - 14:55 Sunday, 07 May 2023

# BMCRC - MRO Championships 2023 - Rnd 3 @ Snetterton

## MRO Minitwins & BMCRC Rookie Minitwins

### RACE 12 - POSITION CHART

No	Name	Lap Pos	Lap					
			1	2	3	4	5	6
58	KILLWORTH	1	1	1	1	1	1	
22	DOWDS	2	22	22	22	22	22	
5	MANTELL	3	5	5	5	5	5	
1	TWYFORD	4	19	19	19	19	58	
19	LILLEY	5	58	58	58	58	19	
74	BLACK	6	74	74	74	74	74	
3	ARBON	7	73	66	73	34	66	
34	JOHNSON	8	81	73	34	73	81	
81	MAY	9	34	81	66	66	34	
66	BAKER	10	66	34	81	81	15	
40	WILKINSON	11	15	15	15	15	3	
73	LECOQ	12	127	127	40	3	40	
15	SVENSEN	13	40	40	127	40	127	
93	BOTTO	14	93	93	3	127	93	
127	CHAM	15	67	67	93	93	138	
138	JARMIN	16	138	138	138	138	26	
78	FRAMPTON	17	26	26	67	26	67	
67	HARVEY	18	167	3	26	67	78	
910	GOWER	19	78	78	78	78	167	
167	SMITH	20	777	167	167	167	777	
10	LAURIE	21	10	777	777	777	10	
777	HIRST	22	3	10	10	10	104	
104	GRIFFITHS	23	104	104	104	104		
38	MOSS	24	910	910	910	910		
8	ALBON	25	38	38	38	38		
17	BUCHANAN	26	8	8	8	8		
26	DARBY	27	17	17	17	17		
59	GRIMES	28						

# BMCRC - MRO Championships 2023 - Rnd 3 @ Snetterton

## MRO Minitwins & BMCRC Rookie Minitwins

### RACE 12 - SECTOR ANALYSIS



SECTOR 1 = FL to I1, SECTOR 2 = I1 to FL, DIFF = Difference To Personal Best Lap, P = Crossed Finish Line in Pit Lane, D = Time Disallowed

P1 1		David TWYFORD		Suzuki SV650 - MHP, IMP Racing		
IDEAL LAP TIME : 2:07.406		BEST LAP TIME : 2:07.597		DIFFERENCE : 0.191		
LAP	SECTOR 1	SECTOR 2	LAP TIME	MPH	DIFF	TIME OF DAY
1 -		42.641	2:14.679	79.35	7.082	14:44:04.074
2 -	<b>1:25.115</b>	42.482	<b>2:07.597 (1)</b>	<b>83.76</b>		<b>14:46:11.671</b>
3 -	1:25.463	<b>42.291</b>	2:07.754 (2)	83.66	0.157	14:48:19.425
4 -	1:26.279	42.295	2:08.574 (3)	83.12	0.977	14:50:27.999
5 -	1:25.813	43.208	2:09.021	82.83	1.424	14:52:37.020

P2 22		Darren DOWDS		Suzuki SV650 - sublime dsg Ltd		
IDEAL LAP TIME : 2:09.058		BEST LAP TIME : 2:09.058		DIFFERENCE : 0.000		
LAP	SECTOR 1	SECTOR 2	LAP TIME	MPH	DIFF	TIME OF DAY
1 -		43.424	2:15.521	78.86	6.463	14:44:04.916
2 -	1:26.318	43.548	2:09.866	82.30	0.808	14:46:14.782
3 -	1:26.340	43.009	2:09.349 (2)	82.62	0.291	14:48:24.131
4 -	1:26.212	43.255	2:09.467 (3)	82.55	0.409	14:50:33.598
5 -	<b>1:26.123</b>	<b>42.935</b>	<b>2:09.058 (1)</b>	<b>82.81</b>		<b>14:52:42.656</b>

P3 5		Barry MANTELL		Suzuki SV650 S - Swedish car connection		
IDEAL LAP TIME : 2:09.196		BEST LAP TIME : 2:09.383		DIFFERENCE : 0.187		
LAP	SECTOR 1	SECTOR 2	LAP TIME	MPH	DIFF	TIME OF DAY
1 -		43.121	2:15.662	78.78	6.279	14:44:05.057
2 -	1:26.863	43.297	2:10.160 (3)	82.11	0.777	14:46:15.217
3 -	<b>1:26.391</b>	42.992	<b>2:09.383 (1)</b>	<b>82.60</b>		<b>14:48:24.600</b>
4 -	1:26.927	<b>42.805</b>	2:09.732 (2)	82.38	0.349	14:50:34.332
5 -	1:27.089	43.368	2:10.457	81.92	1.074	14:52:44.789

P4 58		Stacey KILLWORTH		Suzuki SV650 - Greenplant/Evems		
IDEAL LAP TIME : 2:09.319		BEST LAP TIME : 2:09.559		DIFFERENCE : 0.240		
LAP	SECTOR 1	SECTOR 2	LAP TIME	MPH	DIFF	TIME OF DAY
1 -		44.123	2:17.045	77.98	7.486	14:44:06.440
2 -	1:27.090	43.123	2:10.213 (3)	82.08	0.654	14:46:16.653
3 -	<b>1:26.496</b>	43.373	2:09.869 (2)	82.29	0.310	14:48:26.522
4 -	1:27.530	43.608	2:11.138	81.50	1.579	14:50:37.660
5 -	1:26.736	<b>42.823</b>	<b>2:09.559 (1)</b>	<b>82.49</b>		<b>14:52:47.219</b>

P5 19		Kevin LILLEY		Suzuki SV650 - Trafalgar Cleaning Eqpt. / Steve Jordan Motorcy		
IDEAL LAP TIME : 2:09.873		BEST LAP TIME : 2:09.873		DIFFERENCE : 0.000		
LAP	SECTOR 1	SECTOR 2	LAP TIME	MPH	DIFF	TIME OF DAY
1 -		43.851	2:16.862	78.09	6.989	14:44:06.257
2 -	<b>1:26.793</b>	<b>43.080</b>	<b>2:09.873 (1)</b>	<b>82.29</b>		<b>14:46:16.130</b>
3 -	1:26.876	43.263	2:10.139 (2)	82.12	0.266	14:48:26.269
4 -	1:27.827	43.285	2:11.112	81.51	1.239	14:50:37.381
5 -	1:27.066	43.339	2:10.405 (3)	81.96	0.532	14:52:47.786

P6 74		Daniel BLACK		Suzuki SV650 - DAD		
IDEAL LAP TIME : 2:14.132		BEST LAP TIME : 2:14.796		DIFFERENCE : 0.664		
LAP	SECTOR 1	SECTOR 2	LAP TIME	MPH	DIFF	TIME OF DAY
1 -		44.481	2:19.794	76.45	4.998	14:44:09.189
2 -	1:30.337	<b>44.459</b>	<b>2:14.796 (1)</b>	<b>79.29</b>		<b>14:46:23.985</b>
3 -	1:30.073	44.882	2:14.955 (2)	79.19	0.159	14:48:38.940
4 -	<b>1:29.673</b>	45.806	2:15.479 (3)	78.89	0.683	14:50:54.419
5 -	1:30.853	46.041	2:16.894	78.07	2.098	14:53:11.313

# BMCRC - MRO Championships 2023 - Rnd 3 @ Snetterton

## MRO Minitwins & BMCRC Rookie Minitwins

### RACE 12 - SECTOR ANALYSIS



SECTOR 1 = FL to I1, SECTOR 2 = I1 to FL, DIFF = Difference To Personal Best Lap, P = Crossed Finish Line in Pit Lane, D = Time Disallowed

P7 66		Nik BAKER		Suzuki SV650 - K66, DMR customs			
IDEAL LAP TIME : 2:13.671		BEST LAP TIME : 2:13.671		DIFFERENCE : 0.000			
LAP	SECTOR 1	SECTOR 2	LAP TIME	MPH	DIFF	TIME OF DAY	
1 -		45.904	2:23.093	74.69	9.422	14:44:12.488	
2 -	1:30.492	44.202	2:14.694 (2)	79.35	1.023	14:46:27.182	
3 -	1:32.515	45.111	2:17.626	77.66	3.955	14:48:44.808	
4 -	1:30.703	45.137	2:15.840 (3)	78.68	2.169	14:51:00.648	
5 -	<b>1:29.968</b>	<b>43.703</b>	<b>2:13.671 (1)</b>	<b>79.95</b>		<b>14:53:14.319</b>	

P8 81		Malvern MAY		Suzuki SV650 - IMP racing			
IDEAL LAP TIME : 2:13.830		BEST LAP TIME : 2:13.830		DIFFERENCE : 0.000			
LAP	SECTOR 1	SECTOR 2	LAP TIME	MPH	DIFF	TIME OF DAY	
1 -		45.533	2:22.594	74.95	8.764	14:44:11.989	
2 -	1:31.862	44.548	2:16.410 (3)	78.35	2.580	14:46:28.399	
3 -	1:30.638	45.786	2:16.424	78.34	2.594	14:48:44.823	
4 -	1:30.789	45.196	2:15.985 (2)	78.59	2.155	14:51:00.808	
5 -	<b>1:29.918</b>	<b>43.912</b>	<b>2:13.830 (1)</b>	<b>79.86</b>		<b>14:53:14.638</b>	

P9 34		Andrew JOHNSON		Suzuki SV650 - Rose & Charlie Racing			
IDEAL LAP TIME : 2:15.001		BEST LAP TIME : 2:15.356		DIFFERENCE : 0.355			
LAP	SECTOR 1	SECTOR 2	LAP TIME	MPH	DIFF	TIME OF DAY	
1 -		45.557	2:22.834	74.82	7.478	14:44:12.229	
2 -	1:31.217	45.010	2:16.227 (3)	78.45	0.871	14:46:28.456	
3 -	1:31.221	<b>44.990</b>	2:16.211 (2)	78.46	0.855	14:48:44.667	
4 -	<b>1:30.011</b>	45.345	<b>2:15.356 (1)</b>	<b>78.96</b>		<b>14:51:00.023</b>	
5 -	1:32.927	45.153	2:18.080	77.40	2.724	14:53:18.103	

P10 15 RMT		James SVENSEN		Suzuki SV650 S - Tom Svensen Racing			
IDEAL LAP TIME : 2:16.399		BEST LAP TIME : 2:16.819		DIFFERENCE : 0.420			
LAP	SECTOR 1	SECTOR 2	LAP TIME	MPH	DIFF	TIME OF DAY	
1 -		46.114	2:23.418	74.52	6.599	14:44:12.813	
2 -	1:31.465	46.257	2:17.722	77.60	0.903	14:46:30.535	
3 -	1:30.948	<b>45.871</b>	<b>2:16.819 (1)</b>	<b>78.11</b>		<b>14:48:47.354</b>	
4 -	<b>1:30.528</b>	46.965	2:17.493 (3)	77.73	0.674	14:51:04.847	
5 -	1:30.930	45.995	2:16.925 (2)	78.05	0.106	14:53:21.772	

P11 3		Oliver ARBON		Suzuki SV650 - tt plumbing and heating			
IDEAL LAP TIME : 2:12.743		BEST LAP TIME : 2:12.857		DIFFERENCE : 0.114			
LAP	SECTOR 1	SECTOR 2	LAP TIME	MPH	DIFF	TIME OF DAY	
1 -		1:00.272	2:36.526	68.28	23.669	14:44:25.921	
2 -	1:30.166	44.414	2:14.580 (3)	79.41	1.723	14:46:40.501	
3 -	1:30.006	44.650	2:14.656	79.37	1.799	14:48:55.157	
4 -	1:30.255	<b>43.720</b>	2:13.975 (2)	79.77	1.118	14:51:09.132	
5 -	<b>1:29.023</b>	43.834	<b>2:12.857 (1)</b>	<b>80.44</b>		<b>14:53:21.989</b>	

P12 40		Simon WILKINSON		Suzuki SV650 - S P Wilkinson Engineering Ltd			
IDEAL LAP TIME : 2:17.523		BEST LAP TIME : 2:17.543		DIFFERENCE : 0.020			
LAP	SECTOR 1	SECTOR 2	LAP TIME	MPH	DIFF	TIME OF DAY	
1 -		46.670	2:26.237	73.08	8.694	14:44:15.632	
2 -	1:32.777	46.410	2:19.187	76.78	1.644	14:46:34.819	
3 -	1:32.401	46.146	2:18.547 (3)	77.14	1.004	14:48:53.366	
4 -	1:32.275	<b>45.812</b>	2:18.087 (2)	77.40	0.544	14:51:11.453	
5 -	<b>1:31.711</b>	45.832	<b>2:17.543 (1)</b>	<b>77.70</b>		<b>14:53:28.996</b>	

# BMCRC - MRO Championships 2023 - Rnd 3 @ Snetterton

## MRO Minitwins & BMCRC Rookie Minitwins

### RACE 12 - SECTOR ANALYSIS



SECTOR 1 = FL to I1, SECTOR 2 = I1 to FL, DIFF = Difference To Personal Best Lap, P = Crossed Finish Line in Pit Lane, D = Time Disallowed

P13 127 RMT		Matthew CHAM		Ducati MONSTER 696 - In development		
IDEAL LAP TIME : 2:18.574		BEST LAP TIME : 2:19.208		DIFFERENCE : 0.634		
LAP	SECTOR 1	SECTOR 2	LAP TIME	MPH	DIFF	TIME OF DAY
1 -		<b>46.299</b>	2:25.172	73.62	5.964	14:44:14.567
2 -	<b>1:32.275</b>	46.933	<b>2:19.208 (1)</b>	<b>76.77</b>		<b>14:46:33.775</b>
3 -	1:33.395	46.730	2:20.125 (2)	76.27	0.917	14:48:53.900
4 -	1:33.164	46.988	2:20.152 (3)	76.26	0.944	14:51:14.052
5 -	1:34.135	47.612	2:21.747	75.40	2.539	14:53:35.799

P14 93		Tony BOTTO		Suzuki SV650 - TB Motorcycles		
IDEAL LAP TIME : 2:18.752		BEST LAP TIME : 2:18.778		DIFFERENCE : 0.026		
LAP	SECTOR 1	SECTOR 2	LAP TIME	MPH	DIFF	TIME OF DAY
1 -		47.534	2:27.603	72.41	8.825	14:44:16.998
2 -	1:33.088	47.015	2:20.103 (3)	76.28	1.325	14:46:37.101
3 -	1:32.432	<b>46.749</b>	2:19.181 (2)	76.79	0.403	14:48:56.282
4 -	<b>1:32.003</b>	46.775	<b>2:18.778 (1)</b>	<b>77.01</b>		<b>14:51:15.060</b>
5 -	1:35.541	46.998	2:22.539	74.98	3.761	14:53:37.599

P15 138		Craig JARMIN		Suzuki SV650 - SK PreP		
IDEAL LAP TIME : 2:18.654		BEST LAP TIME : 2:19.106		DIFFERENCE : 0.452		
LAP	SECTOR 1	SECTOR 2	LAP TIME	MPH	DIFF	TIME OF DAY
1 -		46.828	2:28.547	71.95	9.441	14:44:17.942
2 -	1:34.265	46.582	2:20.847	75.88	1.741	14:46:38.789
3 -	1:34.066	46.428	2:20.494 (3)	76.07	1.388	14:48:59.283
4 -	<b>1:32.506</b>	46.600	<b>2:19.106 (1)</b>	<b>76.83</b>		<b>14:51:18.389</b>
5 -	1:33.091	<b>46.148</b>	2:19.239 (2)	76.76	0.133	14:53:37.628

P16 26		Piers DARBY		Suzuki SV650 - Darby Racing		
IDEAL LAP TIME : 2:18.423		BEST LAP TIME : 2:18.740		DIFFERENCE : 0.317		
LAP	SECTOR 1	SECTOR 2	LAP TIME	MPH	DIFF	TIME OF DAY
1 -		47.305	2:29.507	71.48	10.767	14:44:18.902
2 -	1:33.402	47.394	2:20.796	75.91	2.056	14:46:39.698
3 -	1:33.646	46.671	2:20.317 (3)	76.17	1.577	14:49:00.015
4 -	<b>1:31.967</b>	46.773	<b>2:18.740 (1)</b>	<b>77.03</b>		<b>14:51:18.755</b>
5 -	1:32.766	<b>46.456</b>	2:19.222 (2)	76.77	0.482	14:53:37.977

P17 67 RMT		Simon HARVEY		Suzuki SV650 - Kids Inheritance (Sorry)		
IDEAL LAP TIME : 2:20.900		BEST LAP TIME : 2:20.964		DIFFERENCE : 0.064		
LAP	SECTOR 1	SECTOR 2	LAP TIME	MPH	DIFF	TIME OF DAY
1 -		46.975	2:28.142	72.14	7.178	14:44:17.537
2 -	<b>1:33.971</b>	46.993	<b>2:20.964 (1)</b>	<b>75.82</b>		<b>14:46:38.501</b>
3 -	1:34.323	<b>46.929</b>	2:21.252 (2)	75.66	0.288	14:48:59.753
4 -	1:34.323	47.120	2:21.443 (3)	75.56	0.479	14:51:21.196
5 -	1:35.827	47.398	2:23.225	74.62	2.261	14:53:44.421

P18 78		Tim FRAMPTON		Suzuki SV650 - K66		
IDEAL LAP TIME : 2:22.997		BEST LAP TIME : 2:23.305		DIFFERENCE : 0.308		
LAP	SECTOR 1	SECTOR 2	LAP TIME	MPH	DIFF	TIME OF DAY
1 -		48.335	2:32.083	70.27	8.778	14:44:21.478
2 -	1:35.239	<b>48.066</b>	<b>2:23.305 (1)</b>	<b>74.58</b>		<b>14:46:44.783</b>
3 -	1:35.657	48.287	2:23.944 (3)	74.25	0.639	14:49:08.727
4 -	<b>1:34.931</b>	48.873	2:23.804 (2)	74.32	0.499	14:51:32.531
5 -	1:35.248	49.487	2:24.735	73.84	1.430	14:53:57.266

# BMCRC - MRO Championships 2023 - Rnd 3 @ Snetterton

## MRO Minitwins & BMCRC Rookie Minitwins

### RACE 12 - SECTOR ANALYSIS



SECTOR 1 = FL to I1, SECTOR 2 = I1 to FL, DIFF = Difference To Personal Best Lap, P = Crossed Finish Line in Pit Lane, D = Time Disallowed

P19 167 RMT Terry SMITH		Suzuki SV650 - IMP Racing				
IDEAL LAP TIME : 2:24.185		BEST LAP TIME : 2:24.193		DIFFERENCE : 0.008		
LAP	SECTOR 1	SECTOR 2	LAP TIME	MPH	DIFF	TIME OF DAY
1 -		48.983	2:31.143	70.71	6.950	14:44:20.538
2 -	1:36.723	<b>48.651</b>	2:25.374 (2)	73.52	1.181	14:46:45.912
3 -	<b>1:35.534</b>	48.659	<b>2:24.193 (1)</b>	<b>74.12</b>		<b>14:49:10.105</b>
4 -	1:37.112	49.574	2:26.686 (3)	72.86	2.493	14:51:36.791
5 -	1:38.868	50.481	2:29.349	71.56	5.156	14:54:06.140

P20 777 RMT Richard HIRST		Suzuki SV650 - Northern garage conversion				
IDEAL LAP TIME : 2:26.420		BEST LAP TIME : 2:26.785		DIFFERENCE : 0.365		
LAP	SECTOR 1	SECTOR 2	LAP TIME	MPH	DIFF	TIME OF DAY
1 -		49.293	2:34.501	69.17	7.716	14:44:23.896
2 -	<b>1:37.450</b>	49.335	<b>2:26.785 (1)</b>	<b>72.81</b>		<b>14:46:50.681</b>
3 -	1:37.806	49.191	2:26.997 (3)	72.70	0.212	14:49:17.678
4 -	1:37.935	<b>48.970</b>	2:26.905 (2)	72.75	0.120	14:51:44.583
5 -	1:37.631	49.592	2:27.223	72.59	0.438	14:54:11.806

P21 10 RMT Ian LAURIE		Suzuki SV650 - S E Fire Safety				
IDEAL LAP TIME : 2:28.667		BEST LAP TIME : 2:29.627		DIFFERENCE : 0.960		
LAP	SECTOR 1	SECTOR 2	LAP TIME	MPH	DIFF	TIME OF DAY
1 -		<b>49.714</b>	2:35.970	68.52	6.343	14:44:25.365
2 -	<b>1:38.953</b>	50.674	<b>2:29.627 (1)</b>	<b>71.43</b>		<b>14:46:54.992</b>
3 -	1:42.054	51.156	2:33.210	69.76	3.583	14:49:28.202
4 -	1:39.652	51.234	2:30.886 (2)	70.83	1.259	14:51:59.088
5 -	1:41.957	51.196	2:33.153 (3)	69.78	3.526	14:54:32.241

P22 104 RMT Jack GRIFFITHS		Suzuki SV650 -				
IDEAL LAP TIME : 2:31.474		BEST LAP TIME : 2:31.948		DIFFERENCE : 0.474		
LAP	SECTOR 1	SECTOR 2	LAP TIME	MPH	DIFF	TIME OF DAY
1 -		51.603	2:41.904	66.01	9.956	14:44:31.299
2 -	<b>1:40.252</b>	51.978	2:32.230 (3)	70.21	0.282	14:47:03.529
3 -	1:40.726	<b>51.222</b>	<b>2:31.948 (1)</b>	<b>70.34</b>		<b>14:49:35.477</b>
4 -	1:41.698	51.522	2:33.220	69.75	1.272	14:52:08.697
5 -	1:40.352	51.651	2:32.003 (2)	70.31	0.055	14:54:40.700

P23 910 RMT Harry GOWER		Suzuki SV650 - RightGear Motorcycles				
IDEAL LAP TIME : 2:37.671		BEST LAP TIME : 2:38.564		DIFFERENCE : 0.893		
LAP	SECTOR 1	SECTOR 2	LAP TIME	MPH	DIFF	TIME OF DAY
1 -		<b>52.676</b>	2:42.731	65.67	4.167	14:44:32.126
2 -	<b>1:44.995</b>	53.569	<b>2:38.564 (1)</b>	<b>67.40</b>		<b>14:47:10.690</b>
3 -	1:48.329	55.091	2:43.420 (2)	65.40	4.856	14:49:54.110
4 -	1:52.826	57.189	2:50.015 (3)	62.86	11.451	14:52:44.125

P24 38 RMT Peter MOSS		Suzuki SV650 - CharlieMossRacing				
IDEAL LAP TIME : 2:45.741		BEST LAP TIME : 2:45.741		DIFFERENCE : 0.000		
LAP	SECTOR 1	SECTOR 2	LAP TIME	MPH	DIFF	TIME OF DAY
1 -		56.761	2:56.253	60.64	10.512	14:44:45.648
2 -	1:50.794	55.702	2:46.496 (2)	64.19	0.755	14:47:32.144
3 -	<b>1:50.738</b>	<b>55.003</b>	<b>2:45.741 (1)</b>	<b>64.48</b>		<b>14:50:17.885</b>
4 -	1:56.581	57.137	2:53.718 (3)	61.52	7.977	14:53:11.603



# BMCRC - MRO Championships 2023 - Rnd 3 @ Snetterton

## MRO Minitwins & BMCRC Rookie Minitwins

### RACE 12 - SECTOR ANALYSIS



SECTOR 1 = FL to I1, SECTOR 2 = I1 to FL, DIFF = Difference To Personal Best Lap, P = Crossed Finish Line in Pit Lane, D = Time Disallowed

<b>P25 8</b>		<b>Stuart ALBON</b>		Suzuki SV650 - Winter Sun Skydiving			
IDEAL LAP TIME : 2:45.800		BEST LAP TIME : 2:45.800		DIFFERENCE : 0.000			
LAP	SECTOR 1	SECTOR 2	LAP TIME	MPH	DIFF	TIME OF DAY	
1 -		57.099	2:56.877	60.42	11.077	14:44:46.272	
2 -	1:51.481	56.076	2:47.557 (2)	63.78	1.757	14:47:33.829	
3 -	1:57.399	56.434	2:53.833 (3)	61.48	8.033	14:50:27.662	
4 -	<b>1:51.303</b>	<b>54.497</b>	<b>2:45.800 (1)</b>	<b>64.46</b>		<b>14:53:13.462</b>	

<b>P26 17 RMT</b>		<b>Alex BUCHANAN</b>		Suzuki SV650 -			
IDEAL LAP TIME : 2:59.275		BEST LAP TIME : 2:59.275		DIFFERENCE : 0.000			
LAP	SECTOR 1	SECTOR 2	LAP TIME	MPH	DIFF	TIME OF DAY	
1 -		1:01.673	3:08.913	56.57	9.638	14:44:58.308	
2 -	2:02.228	1:02.442	3:04.670 (3)	57.87	5.395	14:48:02.978	
3 -	2:00.954	1:01.379	3:02.333 (2)	58.61	3.058	14:51:05.311	
4 -	<b>1:59.558</b>	<b>59.717</b>	<b>2:59.275 (1)</b>	<b>59.61</b>		<b>14:54:04.586</b>	

<b>P27 73</b>		<b>Esteban LECOQ</b>		Suzuki SV650 SK5 - Lifesafety Motorsport			
IDEAL LAP TIME : 2:15.192		BEST LAP TIME : 2:15.874		DIFFERENCE : 0.682			
LAP	SECTOR 1	SECTOR 2	LAP TIME	MPH	DIFF	TIME OF DAY	
1 -		45.653	2:22.338	75.08	6.464	14:44:11.733	
2 -	1:31.466	<b>45.069</b>	2:16.535 (3)	78.28	0.661	14:46:28.268	
3 -	1:30.391	45.483	<b>2:15.874 (1)</b>	<b>78.66</b>		<b>14:48:44.142</b>	
4 -	<b>1:30.123</b>	45.792	2:15.915 (2)	78.63	0.041	14:51:00.057	

# BMCRC - MRO Championships 2023 - Rnd 3 @ Snetterton

## MRO Minitwins & BMCRC Rookie Minitwins

### RACE 12 - BEST SECTORS

SECTOR 1			SECTOR 2			IDEAL / BEST COMPARISON						
POS	NO	NAME	TIME	NO	NAME	TIME	POS	NO	NAME	IDEAL	BEST	DIFF
									<b>PERFECT LAP</b>	<b>2:07.406</b>		
1	1	TWYFORD	1:25.115	1	TWYFORD	42.291	1	1	TWYFORD	2:07.406	2:07.597	0.191
2	22	DOWDS	1:26.123	5	MANTELL	42.805	2	22	DOWDS	2:09.058	2:09.058	0.000
3	5	MANTELL	1:26.391	58	KILLWORTH	42.823	3	5	MANTELL	2:09.196	2:09.383	0.187
4	58	KILLWORTH	1:26.496	22	DOWDS	42.935	4	58	KILLWORTH	2:09.319	2:09.559	0.240
5	19	LILLEY	1:26.793	19	LILLEY	43.080	5	19	LILLEY	2:09.873	2:09.873	0.000
6	3	ARBON	1:29.023	66	BAKER	43.703	6	3	ARBON	2:12.743	2:12.857	0.114
7	74	BLACK	1:29.673	3	ARBON	43.720	7	66	BAKER	2:13.671	2:13.671	0.000
8	81	MAY	1:29.918	81	MAY	43.912	8	81	MAY	2:13.830	2:13.830	0.000
9	66	BAKER	1:29.968	74	BLACK	44.459	9	74	BLACK	2:14.132	2:14.796	0.664
10	34	JOHNSON	1:30.011	34	JOHNSON	44.990	10	34	JOHNSON	2:15.001	2:15.356	0.355
11	73	LECOQ	1:30.123	73	LECOQ	45.069	11	73	LECOQ	2:15.192	2:15.874	0.682
12	15	SVENSEN	1:30.528	40	WILKINSON	45.812	12	15	SVENSEN	2:16.399	2:16.819	0.420
13	40	WILKINSON	1:31.711	15	SVENSEN	45.871	13	40	WILKINSON	2:17.523	2:17.543	0.020
14	26	DARBY	1:31.967	138	JARMIN	46.148	14	26	DARBY	2:18.423	2:18.740	0.317
15	93	BOTTO	1:32.003	127	CHAM	46.299	15	127	CHAM	2:18.574	2:19.208	0.634
16	127	CHAM	1:32.275	26	DARBY	46.456	16	138	JARMIN	2:18.654	2:19.106	0.452
17	138	JARMIN	1:32.506	93	BOTTO	46.749	17	93	BOTTO	2:18.752	2:18.778	0.026
18	67	HARVEY	1:33.971	67	HARVEY	46.929	18	67	HARVEY	2:20.900	2:20.964	0.064
19	78	FRAMPTON	1:34.931	78	FRAMPTON	48.066	19	78	FRAMPTON	2:22.997	2:23.305	0.308
20	167	SMITH	1:35.534	167	SMITH	48.651	20	167	SMITH	2:24.185	2:24.193	0.008
21	777	HIRST	1:37.450	777	HIRST	48.970	21	777	HIRST	2:26.420	2:26.785	0.365
22	10	LAURIE	1:38.953	10	LAURIE	49.714	22	10	LAURIE	2:28.667	2:29.627	0.960
23	104	GRIFFITHS	1:40.252	104	GRIFFITHS	51.222	23	104	GRIFFITHS	2:31.474	2:31.948	0.474
24	910	GOWER	1:44.995	910	GOWER	52.676	24	910	GOWER	2:37.671	2:38.564	0.893
25	38	MOSS	1:50.738	8	ALBON	54.497	25	38	MOSS	2:45.741	2:45.741	0.000
26	8	ALBON	1:51.303	38	MOSS	55.003	26	8	ALBON	2:45.800	2:45.800	0.000
27	17	BUCHANAN	1:59.558	17	BUCHANAN	59.717	27	17	BUCHANAN	2:59.275	2:59.275	0.000

# BMCRC - MRO Championships 2023 - Rnd 3 @ Snetterton

## MRO Minitwins & BMCRC Rookie Minitwins

### RACE 12 - STATISTICS

**Competitors Started** 27  
**Planned Start** 2023-05-07 @ 14:30:00.000  
**Actual Start** 2023-05-07 @ 14:41:49.394  
**Finish Time** 2023-05-07 @ 14:52:37.019  
**Track Length** 2.9689mi.  
**Total Laps** 130  
**Total Distance Covered** 385.9585mi.

#### Session Fastest Lap History

NO	CL	NAME	LAP TIME	TIME OF DAY	LAP	VEHICLE
1		David TWYFORD	2:07.597	14:46:11.688	2	Suzuki SV650

#### Session Leader History

NO	CL	NAME	FROM LAP	LAPS LED	DISTANCE	VEHICLE
1		David TWYFORD	1	5	14.84 miles	Suzuki SV650

#### Flag History

TYPE	TIME OF DAY
GREEN	14:41:49.394
FINISH	14:52:37.019

#### Flag Statistics

TYPE	COUNT	TOTAL LAPS	TOTAL TIME
Green	1	5	13:00.342
Red	0	0	0.000
Safety Car	0	0	0.000
FCY	0	0	0.000

# BMCRC - MRO Championships 2023 - Rnd 3 @ Snetterton

## MRO Minitwins & BMCRC Rookie Minitwins

### RACE 12 - STATISTICS

**CLASS :**

17 Starters

#### Fastest Lap History

NO	NAME	LAP TIME	TIME OF DAY	LAP	VEHICLE
1	David TWYFORD	<b>2:07.597</b>	14:46:11.688	2	Suzuki SV650

#### Leader History

NO	NAME	FROM LAP	LAPS LED	DISTANCE	VEHICLE
1	David TWYFORD	1	5	14.84 miles	Suzuki SV650

# BMCRC - MRO Championships 2023 - Rnd 3 @ Snetterton

## MRO Minitwins & BMCRC Rookie Minitwins

### RACE 12 - STATISTICS

CLASS : RMT

10 Starters

#### Fastest Lap History

NO	NAME	LAP TIME	TIME OF DAY	LAP	VEHICLE
15	James SVENSEN	2:17.722	14:46:30.539	2	Suzuki SV650 S
15	James SVENSEN	2:16.819	14:48:47.358	3	Suzuki SV650 S

#### Leader History

NO	NAME	FROM LAP	LAPS LED	DISTANCE	VEHICLE
15	James SVENSEN	1	5	14.84 miles	Suzuki SV650 S

# Kawasaki

*Team  
Green*  
**JUNIOR CUP**

## ACU TEAM GREEN JUNIOR CUP & SENIOR NINJA SERIES



BMCRC-MRO Championships - Round 3

Snetterton 300

6<sup>th</sup> / 7<sup>th</sup> May 2023



Timing & Results Provided by Timing Solutions Ltd

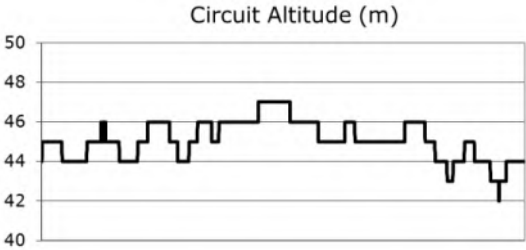
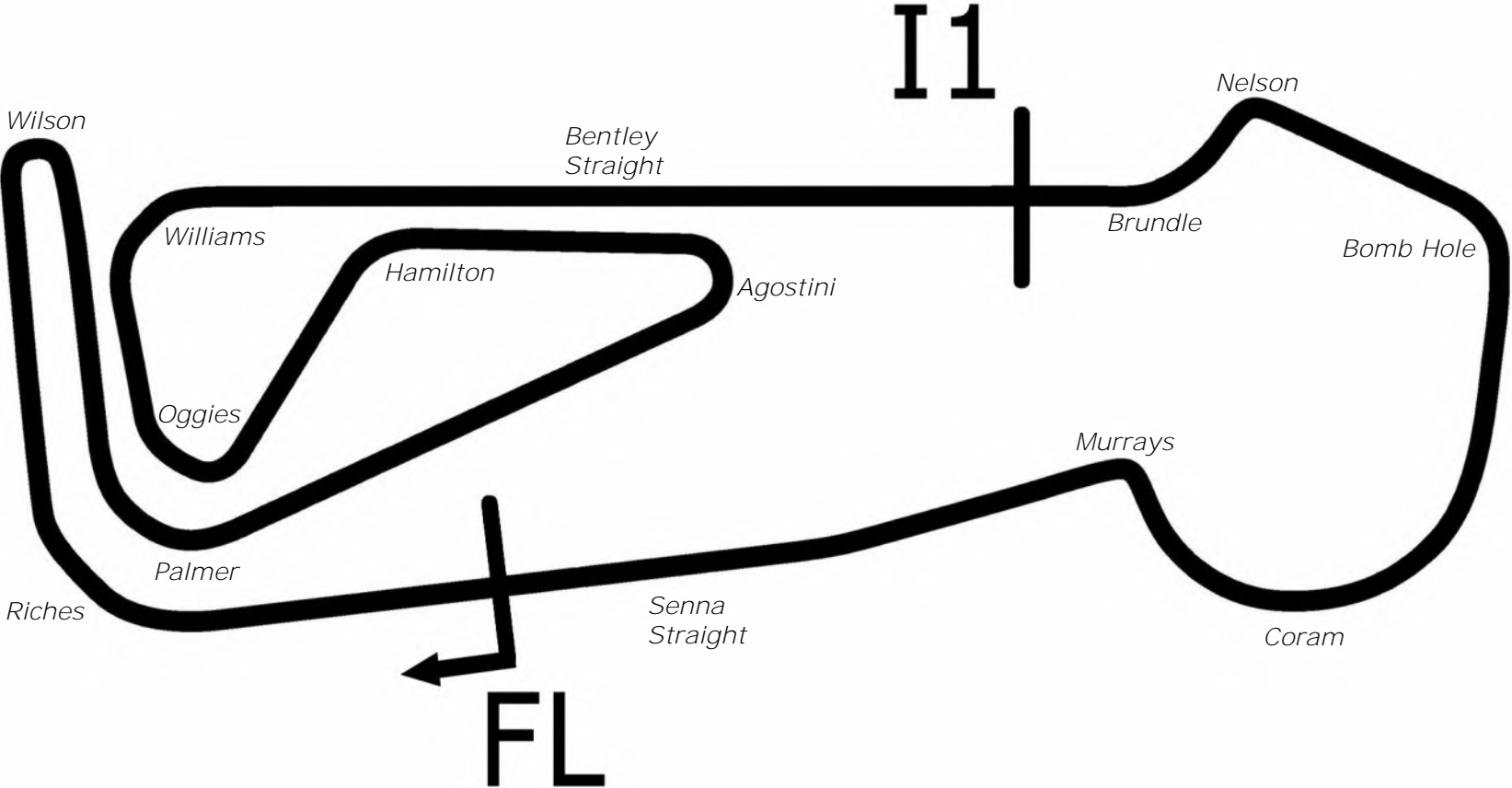
[www.tsl-timing.com](http://www.tsl-timing.com)

# Snetterton 300



SPORTS TIMING

TIMING SOLUTIONS LTD



Length	2.9689 miles	4778.0 m	
FL		52.46340 N	0.94476 E
I1	3198m	52.46617 N	0.94964 E
Pit Entry	4572m	52.46364 N	0.94774 E
Pit Exit	40m after FL	52.46338 N	0.94420 E
Pit Entry-Pit Exit 246m, 17.7s @50kph, 14.7s @60kph			

# BMCRC - MRO Championships 2023 - Rnd 3 @ Snetterton

## ACU Team Green Junior Cup & Senior Ninja Series

### QUALIFYING - CLASSIFICATION



# Kawasaki

POS	NO	CL	PIC NAME	ENTRY	TIME	ON	LAPS	GAP	DIFF	MPH
1	1	S	1 Phil ATKINSON	Kawasaki NINJA 400 - ROSE MOT/Q Oil Treatments	2:23.841	4	4			74.30
2	35	J	1 Zack WESTON	Kawasaki NINJA 400 - NW Racing	2:24.195	4	4	0.354	0.354	74.12
3	18	J	2 George HIGGINS	Kawasaki NINJA 400 - Aztec Racing	2:25.736	3	4	1.895	1.541	73.33
4	191	J	3 Craig DANCE	Kawasaki NINJA - 2 brothers scaffolding	2:26.483	4	4	2.642	0.747	72.96
5	477	J	4 Kade WATT	Kawasaki NINJA 400 - JMF Contracts	2:26.535	4	4	2.694	0.052	72.93
6	31	J	5 Robbie PARK	Kawasaki NINJA - The Biltong Banter Box	2:26.897	2	4	3.056	0.362	72.75
7	65	S	2 Konrad BREESE	Kawasaki NINJA 400 - STIHL Racing	2:27.155	4	4	3.314	0.258	72.63
8	77	S	3 Joe WHITE	Kawasaki NINJA 400 - Just In Graphics /MZ CONTRAC	2:27.233	4	4	3.392	0.078	72.59
9	34	S	4 Oliver ARBON	Kawasaki NINJA 400 - TT Plumbing and Heating	2:28.844	4	4	5.003	1.611	71.80
10	27	S	5 Ben BROWN	Kawasaki NINJA - Hunts Motorcycles	2:29.455	3	4	5.614	0.611	71.51
11	19	S	6 Daniel FISHER	Kawasaki NINJA -	2:29.632	4	4	5.791	0.177	71.42
12	277	S	7 Richard HAYWARD	Kawasaki NINJA 300 - GForce/Hayward R Ltd/SnapOn	2:31.705	3	4	7.864	2.073	70.45
13	99	S	8 Jack WOLFF	Kawasaki NINJA 300 - Nym Technologies Racing	2:32.541	4	4	8.700	0.836	70.06
14	10	S	9 Mike BRUNSDON	Kawasaki NINJA 400 - Parts Europe	2:32.754	4	4	8.913	0.213	69.96
15	145	S	10 Phil ELLIS	Kawasaki NINJA 300 - Jim Holt Racing	2:32.891	4	4	9.050	0.137	69.90
16	0	S	11 Dan ATKINSON	Kawasaki NINJA 400 -	2:36.050	3	4	12.209	3.159	68.49
17	400	S	12 Stuart THURTLE	Kawasaki NINJA 400 - TeamTortoise Racing	2:36.569	4	4	12.728	0.519	68.26
18	33	J	6 Patrick KLINGE	Kawasaki NINJA 300 - Klingklong Racing	2:37.664	4	4	13.823	1.095	67.79
19	54	S	13 Ben SCOTT	Kawasaki NINJA 250 - GI Landscapes VampTech	2:39.758	4	4	15.917	2.094	66.90
20	12	J	7 Kees RAMSEY	Kawasaki NINJA 400 -	2:39.915	3	4	16.074	0.157	66.83
21	87	J	8 Sam ATKINSON	Kawasaki NINJA - Major Heat	2:40.397	3	4	16.556	0.482	66.63
22	11	J	9 Freddie BATE	Kawasaki NINJA 300 - hartjay	2:51.402	3	4	27.561	11.005	62.35
23	135	J	10 Jack NEWTON	Kawasaki NINJA 300 -	2:51.682	2	4	27.841	0.280	62.25

Weather / Track : Cloudy / Dry

These results are provisional until the conclusion of any judicial and technical matters.

Snetterton 300: 2.9689 miles

Date: 06/05/2023 Start: 10:29 Finish: 10:39

Clerk Of Course :	Stewards :	Timekeeper : Richard Evans
-------------------	------------	----------------------------

Results can be found at [www.tsl-timing.com](http://www.tsl-timing.com)

Printed - 10:41 Saturday, 06 May 2023





# BMCRC - MRO Championships 2023 - Rnd 3 @ Snetterton

## ACU Team Green Junior Cup & Senior Ninja Series

### QUALIFYING - SECTOR ANALYSIS



SECTOR 1 = FL to I1, SECTOR 2 = I1 to FL, DIFF = Difference To Personal Best Lap, P = Crossed Finish Line in Pit Lane, D = Time Disallowed

P1		1 S		Phil ATKINSON		Kawasaki NINJA 400 - ROSE MOT/Q Oil Treatments	
IDEAL LAP TIME : 2:23.841		BEST LAP TIME : 2:23.841		DIFFERENCE : 0.000			
LAP	SECTOR 1	SECTOR 2	LAP TIME	MPH	DIFF	TIME OF DAY	
1 -	1:43.350	49.927	2:33.277	69.73	9.436	10:32:18.385	
2 -	1:38.179	48.737	2:26.916 (3)	72.74	3.075	10:34:45.301	
3 -	1:37.182	48.046	2:25.228 (2)	73.59	1.387	10:37:10.529	
4 -	<b>1:36.284</b>	<b>47.557</b>	<b>2:23.841 (1)</b>	<b>74.30</b>		<b>10:39:34.370</b>	

P2		35 J		Zack WESTON		Kawasaki NINJA 400 - NW Racing	
IDEAL LAP TIME : 2:24.195		BEST LAP TIME : 2:24.195		DIFFERENCE : 0.000			
LAP	SECTOR 1	SECTOR 2	LAP TIME	MPH	DIFF	TIME OF DAY	
1 -	1:46.363	49.854	2:36.217	68.41	12.022	10:32:26.177	
2 -	1:38.867	49.109	2:27.976 (3)	72.22	3.781	10:34:54.153	
3 -	1:37.321	48.725	2:26.046 (2)	73.18	1.851	10:37:20.199	
4 -	<b>1:36.304</b>	<b>47.891</b>	<b>2:24.195 (1)</b>	<b>74.12</b>		<b>10:39:44.394</b>	

P3		18 J		George HIGGINS		Kawasaki NINJA 400 - Aztec Racing	
IDEAL LAP TIME : 2:25.534		BEST LAP TIME : 2:25.736		DIFFERENCE : 0.202			
LAP	SECTOR 1	SECTOR 2	LAP TIME	MPH	DIFF	TIME OF DAY	
1 -	1:46.317	52.874	2:39.191	67.13	13.455	10:32:25.039	
2 -	1:40.521	49.340	2:29.861 (3)	71.31	4.125	10:34:54.900	
3 -	1:37.334	<b>48.402</b>	<b>2:25.736 (1)</b>	<b>73.33</b>		<b>10:37:20.636</b>	
4 -	<b>1:37.132</b>	48.642	2:25.774 (2)	73.31	0.038	10:39:46.410	

P4		191 J		Craig DANCE		Kawasaki NINJA - 2 brothers scaffolding	
IDEAL LAP TIME : 2:26.483		BEST LAP TIME : 2:26.483		DIFFERENCE : 0.000			
LAP	SECTOR 1	SECTOR 2	LAP TIME	MPH	DIFF	TIME OF DAY	
1 -	1:46.547	52.030	2:38.577	67.39	12.094	10:32:24.060	
2 -	1:38.369	49.182	2:27.551 (3)	72.43	1.068	10:34:51.611	
3 -	1:38.318	48.997	2:27.315 (2)	72.55	0.832	10:37:18.926	
4 -	<b>1:37.717</b>	<b>48.766</b>	<b>2:26.483 (1)</b>	<b>72.96</b>		<b>10:39:45.409</b>	

P5		477 J		Kade WATT		Kawasaki NINJA 400 - JMF Contracts	
IDEAL LAP TIME : 2:26.505		BEST LAP TIME : 2:26.535		DIFFERENCE : 0.030			
LAP	SECTOR 1	SECTOR 2	LAP TIME	MPH	DIFF	TIME OF DAY	
1 -	1:48.600	53.480	2:42.080	65.94	15.545	10:32:30.985	
2 -	1:39.252	49.595	2:28.847 (3)	71.80	2.312	10:34:59.832	
3 -	1:38.120	<b>48.913</b>	2:27.033 (2)	72.69	0.498	10:37:26.865	
4 -	<b>1:37.592</b>	48.943	<b>2:26.535 (1)</b>	<b>72.93</b>		<b>10:39:53.400</b>	

P6		31 J		Robbie PARK		Kawasaki NINJA - The Biltong Banter Box	
IDEAL LAP TIME : 2:26.011		BEST LAP TIME : 2:26.897		DIFFERENCE : 0.886			
LAP	SECTOR 1	SECTOR 2	LAP TIME	MPH	DIFF	TIME OF DAY	
1 -	1:46.896	51.685	2:38.581	67.39	11.684	10:32:24.254	
2 -	<b>1:38.253</b>	48.644	<b>2:26.897 (1)</b>	<b>72.75</b>		<b>10:34:51.151</b>	
3 -	1:39.016	49.089	2:28.105 (3)	72.16	1.208	10:37:19.256	
4 -	1:39.837	<b>47.758</b>	2:27.595 (2)	72.41	0.698	10:39:46.851	

P7		65 S		Konrad BREESE		Kawasaki NINJA 400 - STIHL Racing	
IDEAL LAP TIME : 2:27.155		BEST LAP TIME : 2:27.155		DIFFERENCE : 0.000			
LAP	SECTOR 1	SECTOR 2	LAP TIME	MPH	DIFF	TIME OF DAY	
1 -	1:49.750	52.064	2:41.814	66.05	14.659	10:32:29.464	
2 -	1:39.670	49.566	2:29.236 (3)	71.61	2.081	10:34:58.700	
3 -	1:39.491	49.586	2:29.077 (2)	71.69	1.922	10:37:27.777	
4 -	<b>1:38.418</b>	<b>48.737</b>	<b>2:27.155 (1)</b>	<b>72.63</b>		<b>10:39:54.932</b>	

# BMCRC - MRO Championships 2023 - Rnd 3 @ Snetterton

## ACU Team Green Junior Cup & Senior Ninja Series

### QUALIFYING - SECTOR ANALYSIS



SECTOR 1 = FL to I1, SECTOR 2 = I1 to FL, DIFF = Difference To Personal Best Lap, P = Crossed Finish Line in Pit Lane, D = Time Disallowed

P8 77 S		Joe WHITE		Kawasaki NINJA 400 - Just In Graphics /MZ CONTRACTS/ Silver			
IDEAL LAP TIME : 2:27.233		BEST LAP TIME : 2:27.233		DIFFERENCE : 0.000			
LAP	SECTOR 1	SECTOR 2	LAP TIME	MPH	DIFF	TIME OF DAY	
1 -	1:50.879	51.904	2:42.783	65.65	15.550	10:32:28.211	
2 -	1:42.943	49.627	2:32.570 (3)	70.05	5.337	10:35:00.781	
3 -	1:39.894	48.812	2:28.706 (2)	71.87	1.473	10:37:29.487	
4 -	<b>1:38.698</b>	<b>48.535</b>	<b>2:27.233 (1)</b>	<b>72.59</b>		<b>10:39:56.720</b>	

P9 34 S		Oliver ARBON		Kawasaki NINJA 400 - TT Plumbing and Heating			
IDEAL LAP TIME : 2:28.844		BEST LAP TIME : 2:28.844		DIFFERENCE : 0.000			
LAP	SECTOR 1	SECTOR 2	LAP TIME	MPH	DIFF	TIME OF DAY	
1 -	1:45.643	51.444	2:37.087	68.03	8.243	10:32:24.488	
2 -	1:41.222	49.500	2:30.722 (3)	70.91	1.878	10:34:55.210	
3 -	1:40.887	49.128	2:30.015 (2)	71.24	1.171	10:37:25.225	
4 -	<b>1:40.003</b>	<b>48.841</b>	<b>2:28.844 (1)</b>	<b>71.80</b>		<b>10:39:54.069</b>	

P10 27 S		Ben BROWN		Kawasaki NINJA - Hunts Motorcycles			
IDEAL LAP TIME : 2:29.455		BEST LAP TIME : 2:29.455		DIFFERENCE : 0.000			
LAP	SECTOR 1	SECTOR 2	LAP TIME	MPH	DIFF	TIME OF DAY	
1 -	1:49.628	53.905	2:43.533	65.35	14.078	10:32:31.056	
2 -	1:40.205	50.415	2:30.620 (2)	70.96	1.165	10:35:01.676	
3 -	<b>1:39.453</b>	<b>50.002</b>	<b>2:29.455 (1)</b>	<b>71.51</b>		<b>10:37:31.131</b>	
4 -	1:41.285	51.126	2:32.411 (3)	70.12	2.956	10:40:03.542	

P11 19 S		Daniel FISHER		Kawasaki NINJA -			
IDEAL LAP TIME : 2:29.632		BEST LAP TIME : 2:29.632		DIFFERENCE : 0.000			
LAP	SECTOR 1	SECTOR 2	LAP TIME	MPH	DIFF	TIME OF DAY	
1 -	1:58.011	54.513	2:52.524	61.95	22.892	10:32:48.135	
2 -	1:42.013	51.208	2:33.221 (2)	69.75	3.589	10:35:21.356	
3 -	1:42.516	52.542	2:35.058 (3)	68.92	5.426	10:37:56.414	
4 -	<b>1:40.038</b>	<b>49.594</b>	<b>2:29.632 (1)</b>	<b>71.42</b>		<b>10:40:26.046</b>	

P12 277 S		Richard HAYWARD		Kawasaki NINJA 300 - GForce/Hayward R Ltd/SnapOn			
IDEAL LAP TIME : 2:31.596		BEST LAP TIME : 2:31.705		DIFFERENCE : 0.109			
LAP	SECTOR 1	SECTOR 2	LAP TIME	MPH	DIFF	TIME OF DAY	
1 -	1:52.547	54.658	2:47.205	63.92	15.500	10:32:41.161	
2 -	1:44.429	53.661	2:38.090 (3)	67.60	6.385	10:35:19.251	
3 -	<b>1:40.463</b>	51.242	<b>2:31.705 (1)</b>	<b>70.45</b>		<b>10:37:50.956</b>	
4 -	1:42.010	<b>51.133</b>	2:33.143 (2)	69.79	1.438	10:40:24.099	

P13 99 S		Jack WOLFF		Kawasaki NINJA 300 - Nym Technologies Racing			
IDEAL LAP TIME : 2:32.541		BEST LAP TIME : 2:32.541		DIFFERENCE : 0.000			
LAP	SECTOR 1	SECTOR 2	LAP TIME	MPH	DIFF	TIME OF DAY	
1 -	1:52.657	55.394	2:48.051	63.60	15.510	10:32:38.278	
2 -	1:47.126	54.334	2:41.460 (3)	66.19	8.919	10:35:19.738	
3 -	1:43.949	52.576	2:36.525 (2)	68.28	3.984	10:37:56.263	
4 -	<b>1:41.730</b>	<b>50.811</b>	<b>2:32.541 (1)</b>	<b>70.06</b>		<b>10:40:28.804</b>	

P14 10 S		Mike BRUNSDON		Kawasaki NINJA 400 - Parts Europe			
IDEAL LAP TIME : 2:32.754		BEST LAP TIME : 2:32.754		DIFFERENCE : 0.000			
LAP	SECTOR 1	SECTOR 2	LAP TIME	MPH	DIFF	TIME OF DAY	
1 -	1:53.138	55.776	2:48.914	63.27	16.160	10:32:32.784	
2 -	1:45.271	52.442	2:37.713 (3)	67.76	4.959	10:35:10.497	
3 -	1:42.453	51.206	2:33.659 (2)	69.55	0.905	10:37:44.156	
4 -	<b>1:42.121</b>	<b>50.633</b>	<b>2:32.754 (1)</b>	<b>69.96</b>		<b>10:40:16.910</b>	

# BMCRC - MRO Championships 2023 - Rnd 3 @ Snetterton

## ACU Team Green Junior Cup & Senior Ninja Series

### QUALIFYING - SECTOR ANALYSIS



SECTOR 1 = FL to I1, SECTOR 2 = I1 to FL, DIFF = Difference To Personal Best Lap, P = Crossed Finish Line in Pit Lane, D = Time Disallowed

P15		145 S		Phil ELLIS		Kawasaki NINJA 300 - Jim Holt Racing	
IDEAL LAP TIME : 2:32.891		BEST LAP TIME : 2:32.891		DIFFERENCE : 0.000			
LAP	SECTOR 1	SECTOR 2	LAP TIME	MPH	DIFF	TIME OF DAY	
1 -	1:51.082	56.166	2:47.248	63.90	14.357	10:32:33.916	
2 -	1:44.508	52.422	2:36.930 (3)	68.10	4.039	10:35:10.846	
3 -	1:43.835	51.424	2:35.259 (2)	68.84	2.368	10:37:46.105	
4 -	<b>1:41.802</b>	<b>51.089</b>	<b>2:32.891 (1)</b>	<b>69.90</b>		<b>10:40:18.996</b>	

P16		0 S		Dan ATKINSON		Kawasaki NINJA 400 -	
IDEAL LAP TIME : 2:35.378		BEST LAP TIME : 2:36.050		DIFFERENCE : 0.672			
LAP	SECTOR 1	SECTOR 2	LAP TIME	MPH	DIFF	TIME OF DAY	
1 -	1:58.020	55.040	2:53.060	61.75	17.010	10:32:48.013	
2 -	1:45.279	55.901	2:41.180 (3)	66.31	5.130	10:35:29.193	
3 -	<b>1:43.310</b>	52.740	<b>2:36.050 (1)</b>	<b>68.49</b>		<b>10:38:05.243</b>	
4 -	1:44.985	<b>52.068</b>	2:37.053 (2)	68.05	1.003	10:40:42.296	

P17		400 S		Stuart THURTLÉ		Kawasaki NINJA 400 - TeamTortoise Racing	
IDEAL LAP TIME : 2:36.569		BEST LAP TIME : 2:36.569		DIFFERENCE : 0.000			
LAP	SECTOR 1	SECTOR 2	LAP TIME	MPH	DIFF	TIME OF DAY	
1 -	1:52.281	55.887	2:48.168	63.55	11.599	10:32:33.235	
2 -	1:46.501	53.720	2:40.221 (3)	66.70	3.652	10:35:13.456	
3 -	1:45.397	53.280	2:38.677 (2)	67.35	2.108	10:37:52.133	
4 -	<b>1:44.357</b>	<b>52.212</b>	<b>2:36.569 (1)</b>	<b>68.26</b>		<b>10:40:28.702</b>	

P18		33 J		Patrick KLINGE		Kawasaki NINJA 300 - Klingklong Racing	
IDEAL LAP TIME : 2:37.664		BEST LAP TIME : 2:37.664		DIFFERENCE : 0.000			
LAP	SECTOR 1	SECTOR 2	LAP TIME	MPH	DIFF	TIME OF DAY	
1 -	1:53.621	55.425	2:49.046	63.22	11.382	10:32:37.861	
2 -	1:47.411	54.102	2:41.513 (3)	66.17	3.849	10:35:19.374	
3 -	1:45.019	53.451	2:38.470 (2)	67.44	0.806	10:37:57.844	
4 -	<b>1:44.974</b>	<b>52.690</b>	<b>2:37.664 (1)</b>	<b>67.79</b>		<b>10:40:35.508</b>	

P19		54 S		Ben SCOTT		Kawasaki NINJA 250 - GI Landscapes VampTech	
IDEAL LAP TIME : 2:39.758		BEST LAP TIME : 2:39.758		DIFFERENCE : 0.000			
LAP	SECTOR 1	SECTOR 2	LAP TIME	MPH	DIFF	TIME OF DAY	
1 -	2:02.355	57.743	3:00.098	59.34	20.340	10:32:53.794	
2 -	1:47.568	53.374	2:40.942 (2)	66.40	1.184	10:35:34.736	
3 -	1:51.323	54.393	2:45.716 (3)	64.49	5.958	10:38:20.452	
4 -	<b>1:47.432</b>	<b>52.326</b>	<b>2:39.758 (1)</b>	<b>66.90</b>		<b>10:41:00.210</b>	

P20		12 J		Kees RAMSEY		Kawasaki NINJA 400 -	
IDEAL LAP TIME : 2:39.058		BEST LAP TIME : 2:39.915		DIFFERENCE : 0.857			
LAP	SECTOR 1	SECTOR 2	LAP TIME	MPH	DIFF	TIME OF DAY	
1 -	1:53.891	55.754	2:49.645	63.00	9.730	10:32:40.350	
2 -	1:48.621	54.513	2:43.134 (2)	65.51	3.219	10:35:23.484	
3 -	<b>1:46.064</b>	53.851	<b>2:39.915 (1)</b>	<b>66.83</b>		<b>10:38:03.399</b>	
4 -	1:54.618	<b>52.994</b>	2:47.612 (3)	63.76	7.697	10:40:51.011	

P21		87 J		Sam ATKINSON		Kawasaki NINJA - Major Heat	
IDEAL LAP TIME : 2:40.008		BEST LAP TIME : 2:40.397		DIFFERENCE : 0.389			
LAP	SECTOR 1	SECTOR 2	LAP TIME	MPH	DIFF	TIME OF DAY	
1 -	1:55.058	56.429	2:51.487	62.32	11.090	10:32:44.380	
2 -	1:47.248	54.502	2:41.750 (3)	66.07	1.353	10:35:26.130	
3 -	<b>1:45.546</b>	54.851	<b>2:40.397 (1)</b>	<b>66.63</b>		<b>10:38:06.527</b>	
4 -	1:46.469	<b>54.462</b>	2:40.931 (2)	66.41	0.534	10:40:47.458	

# BMCRC - MRO Championships 2023 - Rnd 3 @ Snetterton

## ACU Team Green Junior Cup & Senior Ninja Series

### QUALIFYING - SECTOR ANALYSIS



SECTOR 1 = FL to I1, SECTOR 2 = I1 to FL, DIFF = Difference To Personal Best Lap, P = Crossed Finish Line in Pit Lane, D = Time Disallowed

P22		11 J		Freddie BATE		Kawasaki NINJA 300 - hartjay	
IDEAL LAP TIME : 2:51.067		BEST LAP TIME : 2:51.402		DIFFERENCE : 0.335			
LAP	SECTOR 1	SECTOR 2	LAP TIME	MPH	DIFF	TIME OF DAY	
1 -	2:01.798	58.560	3:00.358	59.26	8.956	10:32:53.694	
2 -	<b>1:54.043</b>	57.673	2:51.716 (2)	62.24	0.314	10:35:45.410	
3 -	1:54.378	<b>57.024</b>	<b>2:51.402 (1)</b>	<b>62.35</b>		<b>10:38:36.812</b>	
4 -	1:55.031	58.538	2:53.569 (3)	61.57	2.167	10:41:30.381	

P23		135 J		Jack NEWTON		Kawasaki NINJA 300 -	
IDEAL LAP TIME : 2:51.682		BEST LAP TIME : 2:51.682		DIFFERENCE : 0.000			
LAP	SECTOR 1	SECTOR 2	LAP TIME	MPH	DIFF	TIME OF DAY	
1 -	2:02.441	57.885	3:00.326	59.27	8.644	10:32:55.457	
2 -	<b>1:53.884</b>	<b>57.798</b>	<b>2:51.682 (1)</b>	<b>62.25</b>		<b>10:35:47.139</b>	
3 -	1:54.614	58.848	2:53.462 (3)	61.61	1.780	10:38:40.601	
4 -	1:53.999	57.932	2:51.931 (2)	62.16	0.249	10:41:32.532	

# BMCRC - MRO Championships 2023 - Rnd 3 @ Snetterton

## ACU Team Green Junior Cup & Senior Ninja Series

### QUALIFYING - BEST SECTORS

SECTOR 1			SECTOR 2			IDEAL / BEST COMPARISON						
POS	NO	NAME	TIME	NO	NAME	TIME	POS	NO	NAME	IDEAL	BEST	DIFF
									<b>PERFECT LAP</b>	<b>2:23.841</b>		
1	1	ATKINSON	1:36.284	1	ATKINSON	47.557	1	1	ATKINSON	2:23.841	2:23.841	0.000
2	35	WESTON	1:36.304	31	PARK	47.758	2	35	WESTON	2:24.195	2:24.195	0.000
3	18	HIGGINS	1:37.132	35	WESTON	47.891	3	18	HIGGINS	2:25.534	2:25.736	0.202
4	477	WATT	1:37.592	18	HIGGINS	48.402	4	31	PARK	2:26.011	2:26.897	0.886
5	191	DANCE	1:37.717	77	WHITE	48.535	5	191	DANCE	2:26.483	2:26.483	0.000
6	31	PARK	1:38.253	65	BREESE	48.737	6	477	WATT	2:26.505	2:26.535	0.030
7	65	BREESE	1:38.418	191	DANCE	48.766	7	65	BREESE	2:27.155	2:27.155	0.000
8	77	WHITE	1:38.698	34	ARBON	48.841	8	77	WHITE	2:27.233	2:27.233	0.000
9	27	BROWN	1:39.453	477	WATT	48.913	9	34	ARBON	2:28.844	2:28.844	0.000
10	34	ARBON	1:40.003	19	FISHER	49.594	10	27	BROWN	2:29.455	2:29.455	0.000
11	19	FISHER	1:40.038	27	BROWN	50.002	11	19	FISHER	2:29.632	2:29.632	0.000
12	277	HAYWARD	1:40.463	10	BRUNSDON	50.633	12	277	HAYWARD	2:31.596	2:31.705	0.109
13	99	WOLFF	1:41.730	99	WOLFF	50.811	13	99	WOLFF	2:32.541	2:32.541	0.000
14	145	ELLIS	1:41.802	145	ELLIS	51.089	14	10	BRUNSDON	2:32.754	2:32.754	0.000
15	10	BRUNSDON	1:42.121	277	HAYWARD	51.133	15	145	ELLIS	2:32.891	2:32.891	0.000
16	0	ATKINSON	1:43.310	0	ATKINSON	52.068	16	0	ATKINSON	2:35.378	2:36.050	0.672
17	400	THURTL	1:44.357	400	THURTL	52.212	17	400	THURTL	2:36.569	2:36.569	0.000
18	33	KLINGE	1:44.974	54	SCOTT	52.326	18	33	KLINGE	2:37.664	2:37.664	0.000
19	87	ATKINSON	1:45.546	33	KLINGE	52.690	19	12	RAMSEY	2:39.058	2:39.915	0.857
20	12	RAMSEY	1:46.064	12	RAMSEY	52.994	20	54	SCOTT	2:39.758	2:39.758	0.000
21	54	SCOTT	1:47.432	87	ATKINSON	54.462	21	87	ATKINSON	2:40.008	2:40.397	0.389
22	135	NEWTON	1:53.884	11	BATE	57.024	22	11	BATE	2:51.067	2:51.402	0.335
23	11	BATE	1:54.043	135	NEWTON	57.798	23	135	NEWTON	2:51.682	2:51.682	0.000

# BMCRC - MRO Championships 2023 - Rnd 3 @ Snetterton

## ACU Team Green Junior Cup & Senior Ninja Series

### QUALIFYING - STATISTICS

**Competitors Started** 23  
**Planned Start** 2023-05-06 @ 10:30:00.000  
**Actual Start** 2023-05-06 @ 10:29:32.723  
**Finish Time** 2023-05-06 @ 10:39:25.844  
**Track Length** 2.9689mi.  
**Total Laps** 92  
**Total Distance Covered** 273.1398mi.

### Session Fastest Lap History

NO	CL	NAME	LAP TIME	TIME OF DAY	LAP	VEHICLE
1	S	Phil ATKINSON	<b>2:33.277</b>	10:32:18.391	1	Kawasaki NINJA 400
1	S	Phil ATKINSON	<b>2:26.916</b>	10:34:45.306	2	Kawasaki NINJA 400
31	J	Robbie PARK	<b>2:26.897</b>	10:34:51.156	2	Kawasaki NINJA
1	S	Phil ATKINSON	<b>2:25.228</b>	10:37:10.534	3	Kawasaki NINJA 400
1	S	Phil ATKINSON	<b>2:23.841</b>	10:39:34.375	4	Kawasaki NINJA 400

### Flag History

TYPE	TIME OF DAY
GREEN	10:29:32.723
FINISH	10:39:25.844

### Flag Statistics

TYPE	COUNT	TOTAL LAPS	TOTAL TIME
Green	1	4	12:03.460
Red	0	0	0.000
Safety Car	0	0	0.000
FCY	0	0	0.000

# BMCRC - MRO Championships 2023 - Rnd 3 @ Snetterton

## ACU Team Green Junior Cup & Senior Ninja Series

### QUALIFYING - STATISTICS

CLASS : J

10 Starters

#### Fastest Lap History

NO	NAME	LAP TIME	TIME OF DAY	LAP	VEHICLE
191	Craig DANCE	<b>2:38.577</b>	10:32:24.089	1	Kawasaki NINJA
35	Zack WESTON	<b>2:36.217</b>	10:32:26.188	1	Kawasaki NINJA 400
31	Robbie PARK	<b>2:26.897</b>	10:34:51.156	2	Kawasaki NINJA
35	Zack WESTON	<b>2:26.046</b>	10:37:20.209	3	Kawasaki NINJA 400
18	George HIGGINS	<b>2:25.736</b>	10:37:20.645	3	Kawasaki NINJA 400
35	Zack WESTON	<b>2:24.195</b>	10:39:44.405	4	Kawasaki NINJA 400

# BMCRC - MRO Championships 2023 - Rnd 3 @ Snetterton

## ACU Team Green Junior Cup & Senior Ninja Series

### QUALIFYING - STATISTICS

CLASS : S

13 Starters

#### Fastest Lap History

NO	NAME	LAP TIME	TIME OF DAY	LAP	VEHICLE
1	Phil ATKINSON	<b>2:33.277</b>	10:32:18.391	1	Kawasaki NINJA 400
1	Phil ATKINSON	<b>2:26.916</b>	10:34:45.306	2	Kawasaki NINJA 400
1	Phil ATKINSON	<b>2:25.228</b>	10:37:10.534	3	Kawasaki NINJA 400
1	Phil ATKINSON	<b>2:23.841</b>	10:39:34.375	4	Kawasaki NINJA 400



# BMCRC - MRO Championships 2023 - Rnd 3 @ Snetterton

## ACU Team Green Junior Cup & Senior Ninja Series

### RACE 7 - GRID (5 Laps)



# Kawasaki

ROW 9				25	<b>55</b> Brandon BAKER
ROW 8	24	<b>45</b> Marley MACKENZIE	2:51.682	23	<b>135</b> Jack NEWTON
				22	<b>11</b> Freddie BATE
ROW 7			2:40.397	21	<b>87</b> Sam ATKINSON
				20	<b>12</b> Kees RAMSEY
				19	<b>54</b> Ben SCOTT
ROW 6	18	<b>33</b> Patrick KLINGE	2:37.664	17	<b>400</b> Stuart THURTL
			2:36.569	16	<b>0</b> Dan ATKINSON
ROW 5			2:32.891	15	<b>145</b> Phil ELLIS
				14	<b>10</b> Mike BRUNSDON
				13	<b>99</b> Jack WOLFF
ROW 4	12	<b>277</b> Richard HAYWARD	2:31.705	11	<b>19</b> Daniel FISHER
			2:29.632	10	<b>27</b> Ben BROWN
ROW 3			2:28.844	9	<b>34</b> Oliver ARBON
				8	<b>77</b> Joe WHITE
				7	<b>65</b> Konrad BREESE
ROW 2	6	<b>31</b> Robbie PARK	2:26.897	5	<b>477</b> Kade WATT
			2:26.535	4	<b>191</b> Craig DANCE
ROW 1			2:25.736	3	<b>18</b> George HIGGINS
				2	<b>35</b> Zack WESTON
				1	<b>1</b> Phil ATKINSON
					<b>Pole</b>

Snetterton 300: 2.9689 miles

These results are provisional until the conclusion of any judicial and technical matters.

Clerk Of Course :	Stewards :	Timekeeper : Richard Evans
-------------------	------------	----------------------------

Results can be found at [www.tsl-timing.com](http://www.tsl-timing.com)

Printed - 10:43 Saturday, 06 May 2023



# BMCRC - MRO Championships 2023 - Rnd 3 @ Snetterton

## ACU Team Green Junior Cup & Senior Ninja Series

### RACE 7 - CLASSIFICATION



# Kawasaki

POS	NO	CL	PIC NAME	ENTRY	LAPS	TIME	GAP	DIFF	MPH	BEST	ON
1	191	J	1 Craig DANCE	Kawasaki NINJA - 2 brothers scaffolding	4	11:09.247			63.88	2:46.649	2
2	145	S	1 Phil ELLIS	Kawasaki NINJA 300 - Jim Holt Racing	4	11:27.865	18.618	18.618	62.15	2:49.858	3
3	10	S	2 Mike BRUNSDON	Kawasaki NINJA 400 - Parts Europe	4	11:34.982	25.735	7.117	61.51	2:50.436	3
4	400	S	3 Stuart THURTLE	Kawasaki NINJA 400 - TeamTortoise Racing	4	11:39.302	30.055	4.320	61.13	2:50.890	4
5	27	S	4 Ben BROWN	Kawasaki NINJA - Hunts Motorcycles	4	11:48.564	39.317	9.262	60.33	2:56.288	3
6	65	S	5 Konrad BREESE	Kawasaki NINJA 400 - STIHL Racing	4	12:05.071	55.824	16.507	58.96	2:58.618	3
7	77	S	6 Joe WHITE	Kawasaki NINJA 400 - Just In Graphics /MZ CONTR	4	12:14.268	1:05.021	9.197	58.22	3:00.468	3
8	0	S	7 Dan ATKINSON	Kawasaki NINJA 400 -	4	12:34.502	1:25.255	20.234	56.66	3:04.009	3
9	54	S	8 Ben SCOTT	Kawasaki NINJA 250 - GI Landscapes VampTech	4	12:34.616	1:25.369	0.114	56.65	3:06.903	3
10	1	S	9 Phil ATKINSON	Kawasaki NINJA 400 - ROSE MOT/Q Oil Treatment	4	12:48.889	1:39.642	14.273	55.60	3:09.502	3
11	31	J	2 Robbie PARK	Kawasaki NINJA - The Biltong Banter Box	4	12:55.596	1:46.349	6.707	55.12	3:09.887	4
12	87	J	3 Sam ATKINSON	Kawasaki NINJA - Major Heat	4	12:59.824	1:50.577	4.228	54.82	3:13.707	3
13	135	J	4 Jack NEWTON	Kawasaki NINJA 300 -	4	13:07.654	1:58.407	7.830	54.27	3:14.719	3

#### NOT CLASSIFIED

DNF	34	S	Oliver ARBON	Kawasaki NINJA 400 - TT Plumbing and Heating	0
DNF	277	S	Richard HAYWARD	Kawasaki NINJA 300 - GForce/Hayward R Ltd/Snap	0

#### FASTEST LAP

191	J	Craig DANCE	Kawasaki NINJA - 2 brothers scaffolding	2	2:46.649	64.13 mph	103.21 kph
145	S	Phil ELLIS	Kawasaki NINJA 300 - Jim Holt Racing	3	2:49.858	62.92 mph	101.26 kph

Class J - 92.5% of Race Speed = 59.08 mph

Class S - 92.5% of Race Speed = 57.48 mph

Weather / Track : Rain / Damp

These results are provisional until the conclusion of any judicial and technical matters.

Race Distance: 4 Laps / 11.87 miles

Snetterton 300: 2.9689 miles

Date: 06/05/2023 Start: 14:17 Finish: 14:29

Clerk Of Course :	Stewards :	Timekeeper : Richard Evans
-------------------	------------	----------------------------

Results can be found at [www.tsl-timing.com](http://www.tsl-timing.com)

Printed - 14:31 Saturday, 06 May 2023



# BMCRC - MRO Championships 2023 - Rnd 3 @ Snetterton

## ACU Team Green Junior Cup & Senior Ninja Series

### RACE 7 - LAP CHART

#### LAP 1 @ 14:20:46.201

NO	BEHIND	LAP TIME
191		2:47.346
27	8.498	2:55.844
145	8.674	2:56.020
65	14.736	3:02.082
10	14.836	3:02.182
400	15.143	3:02.489
77	21.274	3:08.620
54	22.933	3:10.279
0	29.234	3:16.580
87	30.404	3:17.750
1	31.057	3:18.403
135	32.248	3:19.594
31	32.600	3:19.946

#### LAP 2 @ 14:23:32.850

NO	BEHIND	LAP TIME
191		2:46.649
145	13.444	2:51.419
27	18.464	2:56.615
10	19.534	2:51.347
400	20.640	2:52.146
65	29.795	3:01.708
77	37.057	3:02.432
54	44.957	3:08.673
0	51.021	3:08.436
1	55.297	3:10.889
87	57.836	3:14.081
31	58.845	3:12.894
135	1:01.354	3:15.755

#### LAP 3 @ 14:26:20.905

NO	BEHIND	LAP TIME
191		2:48.055
145	15.247	2:49.858
10	21.915	2:50.436
400	26.362	2:53.777
27	26.697	2:56.288
65	40.358	2:58.618
77	49.470	3:00.468
54	1:03.805	3:06.903
0	1:06.975	3:04.009
1	1:16.744	3:09.502
87	1:23.488	3:13.707
31	1:23.659	3:12.869
135	1:28.018	3:14.719

#### LAP 4 @ 14:29:08.102

NO	BEHIND	LAP TIME
191		2:47.197
145	18.618	2:50.568
10	25.735	2:51.017
400	30.055	2:50.890
27	39.317	2:59.817
65	55.824	3:02.663
77	1:05.021	3:02.748
0	1:25.255	3:05.477
54	1:25.369	3:08.761
1	1:39.642	3:10.095
31	1:46.349	3:09.887
87	1:50.577	3:14.286
135	1:58.407	3:17.586

Weather / Track : Rain / Damp

Results can be found at [www.tsl-timing.com](http://www.tsl-timing.com)

Snetterton 300: 2.9689 miles  
Date: 06/05/2023 Start: 14:17 Finish: 14:29

Printed - 14:31 Saturday, 06 May 2023

# BMCRC - MRO Championships 2023 - Rnd 3 @ Snetterton

## ACU Team Green Junior Cup & Senior Ninja Series

### RACE 7 - POSITION CHART

No	Name	Lap Pos	Lap			
			1	2	3	4
1	ATKINSON	1	191	191	191	191
191	DANCE	2	27	145	145	145
31	PARK	3	145	27	10	10
65	BREESE	4	65	10	400	400
77	WHITE	5	10	400	27	27
34	ARBON	6	400	65	65	65
27	BROWN	7	77	77	77	77
277	HAYWARD	8	54	54	54	0
10	BRUNSDON	9	0	0	0	54
145	ELLIS	10	87	1	1	1
0	ATKINSON	11	1	87	87	31
400	THURTL	12	135	31	31	87
54	SCOTT	13	31	135	135	135
87	ATKINSON	14				
135	NEWTON	15				

# BMCRC - MRO Championships 2023 - Rnd 3 @ Snetterton

## ACU Team Green Junior Cup & Senior Ninja Series

### RACE 7 - BEST SECTORS

SECTOR 1			SECTOR 2			IDEAL / BEST COMPARISON						
POS	NO	NAME	TIME	NO	NAME	TIME	POS	NO	NAME	IDEAL	BEST	DIFF
									<b>PERFECT LAP</b>	<b>2:45.964</b>		
1	191	DANCE	<b>1:51.565</b>	191	DANCE	<b>54.399</b>	1	191	DANCE	2:45.964	2:46.649	<b>0.685</b>
2	145	ELLIS	<b>1:52.491</b>	10	BRUNSDON	<b>56.257</b>	2	145	ELLIS	2:49.071	2:49.858	<b>0.787</b>
3	400	THURTL	<b>1:53.461</b>	145	ELLIS	<b>56.580</b>	3	400	THURTL	2:50.337	2:50.890	<b>0.553</b>
4	10	BRUNSDON	<b>1:54.179</b>	400	THURTL	<b>56.876</b>	4	10	BRUNSDON	2:50.436	2:50.436	<b>0.000</b>
5	27	BROWN	<b>1:57.269</b>	27	BROWN	<b>57.821</b>	5	27	BROWN	2:55.090	2:56.288	<b>1.198</b>
6	65	BREESE	<b>1:59.146</b>	77	WHITE	<b>59.347</b>	6	65	BREESE	2:58.618	2:58.618	<b>0.000</b>
7	77	WHITE	<b>2:00.988</b>	65	BREESE	<b>59.472</b>	7	77	WHITE	3:00.335	3:00.468	<b>0.133</b>
8	0	ATKINSON	<b>2:02.496</b>	0	ATKINSON	<b>1:01.513</b>	8	0	ATKINSON	3:04.009	3:04.009	<b>0.000</b>
9	54	SCOTT	<b>2:05.040</b>	54	SCOTT	<b>1:01.730</b>	9	54	SCOTT	3:06.770	3:06.903	<b>0.133</b>
10	1	ATKINSON	<b>2:05.589</b>	31	PARK	<b>1:02.267</b>	10	1	ATKINSON	3:09.056	3:09.502	<b>0.446</b>
11	31	PARK	<b>2:07.546</b>	1	ATKINSON	<b>1:03.467</b>	11	31	PARK	3:09.813	3:09.887	<b>0.074</b>
12	87	ATKINSON	<b>2:07.552</b>	135	NEWTON	<b>1:04.389</b>	12	87	ATKINSON	3:12.311	3:13.707	<b>1.396</b>
13	135	NEWTON	<b>2:09.635</b>	87	ATKINSON	<b>1:04.759</b>	13	135	NEWTON	3:14.024	3:14.719	<b>0.695</b>
14												
15												

# BMCRC - MRO Championships 2023 - Rnd 3 @ Snetterton

## ACU Team Green Junior Cup & Senior Ninja Series

### RACE 7 - SECTOR ANALYSIS



SECTOR 1 = FL to I1, SECTOR 2 = I1 to FL, DIFF = Difference To Personal Best Lap, P = Crossed Finish Line in Pit Lane, D = Time Disallowed

P1 191 J		Craig DANCE		Kawasaki NINJA - 2 brothers scaffolding		
IDEAL LAP TIME : 2:45.964		BEST LAP TIME : 2:46.649		DIFFERENCE : 0.685		
LAP	SECTOR 1	SECTOR 2	LAP TIME	MPH	DIFF	TIME OF DAY
1 -		<b>54.399</b>	2:47.346	63.86	0.697	14:20:46.201
2 -	1:51.983	54.666	<b>2:46.649 (1)</b>	<b>64.13</b>		<b>14:23:32.850</b>
3 -	1:52.167	55.888	2:48.055 (3)	63.59	1.406	14:26:20.905
4 -	<b>1:51.565</b>	55.632	2:47.197 (2)	63.92	0.548	14:29:08.102

P2 145 S		Phil ELLIS		Kawasaki NINJA 300 - Jim Holt Racing		
IDEAL LAP TIME : 2:49.071		BEST LAP TIME : 2:49.858		DIFFERENCE : 0.787		
LAP	SECTOR 1	SECTOR 2	LAP TIME	MPH	DIFF	TIME OF DAY
1 -		<b>56.580</b>	2:56.020	60.72	6.162	14:20:54.875
2 -	1:54.198	57.221	2:51.419 (3)	62.35	1.561	14:23:46.294
3 -	<b>1:52.491</b>	57.367	<b>2:49.858 (1)</b>	<b>62.92</b>		<b>14:26:36.152</b>
4 -	1:53.096	57.472	2:50.568 (2)	62.66	0.710	14:29:26.720

P3 10 S		Mike BRUNSDON		Kawasaki NINJA 400 - Parts Europe		
IDEAL LAP TIME : 2:50.436		BEST LAP TIME : 2:50.436		DIFFERENCE : 0.000		
LAP	SECTOR 1	SECTOR 2	LAP TIME	MPH	DIFF	TIME OF DAY
1 -		57.567	3:02.182	58.66	11.746	14:21:01.037
2 -	1:54.926	56.421	2:51.347 (3)	62.37	0.911	14:23:52.384
3 -	<b>1:54.179</b>	<b>56.257</b>	<b>2:50.436 (1)</b>	<b>62.71</b>		<b>14:26:42.820</b>
4 -	1:54.199	56.818	2:51.017 (2)	62.49	0.581	14:29:33.837

P4 400 S		Stuart THURTL		Kawasaki NINJA 400 - TeamTortoise Racing		
IDEAL LAP TIME : 2:50.337		BEST LAP TIME : 2:50.890		DIFFERENCE : 0.553		
LAP	SECTOR 1	SECTOR 2	LAP TIME	MPH	DIFF	TIME OF DAY
1 -		57.138	3:02.489	58.56	11.599	14:21:01.344
2 -	1:55.270	<b>56.876</b>	2:52.146 (2)	62.08	1.256	14:23:53.490
3 -	1:55.316	58.461	2:53.777 (3)	61.50	2.887	14:26:47.267
4 -	<b>1:53.461</b>	57.429	<b>2:50.890 (1)</b>	<b>62.54</b>		<b>14:29:38.157</b>

P5 27 S		Ben BROWN		Kawasaki NINJA - Hunts Motorcycles		
IDEAL LAP TIME : 2:55.090		BEST LAP TIME : 2:56.288		DIFFERENCE : 1.198		
LAP	SECTOR 1	SECTOR 2	LAP TIME	MPH	DIFF	TIME OF DAY
1 -		<b>57.821</b>	2:55.844	60.78		14:20:54.699
2 -	1:57.298	59.317	2:56.615 (2)	60.51	0.327	14:23:51.314
3 -	<b>1:57.269</b>	59.019	<b>2:56.288 (1)</b>	<b>60.62</b>		<b>14:26:47.602</b>
4 -	1:58.444	1:01.373	2:59.817 (3)	59.43	3.529	14:29:47.419

P6 65 S		Konrad BREESE		Kawasaki NINJA 400 - STIHL Racing		
IDEAL LAP TIME : 2:58.618		BEST LAP TIME : 2:58.618		DIFFERENCE : 0.000		
LAP	SECTOR 1	SECTOR 2	LAP TIME	MPH	DIFF	TIME OF DAY
1 -		1:00.263	3:02.082	58.69	3.464	14:21:00.937
2 -	2:02.080	59.628	3:01.708 (2)	58.82	3.090	14:24:02.645
3 -	<b>1:59.146</b>	<b>59.472</b>	<b>2:58.618 (1)</b>	<b>59.83</b>		<b>14:27:01.263</b>
4 -	2:01.407	1:01.256	3:02.663 (3)	58.51	4.045	14:30:03.926

P7 77 S		Joe WHITE		Kawasaki NINJA 400 - Just In Graphics /MZ CONTRACTS/ Silve		
IDEAL LAP TIME : 3:00.335		BEST LAP TIME : 3:00.468		DIFFERENCE : 0.133		
LAP	SECTOR 1	SECTOR 2	LAP TIME	MPH	DIFF	TIME OF DAY
1 -		1:02.365	3:08.620	56.66	8.152	14:21:07.475
2 -	<b>2:00.988</b>	1:01.444	3:02.432 (2)	58.58	1.964	14:24:09.907
3 -	2:01.121	<b>59.347</b>	<b>3:00.468 (1)</b>	<b>59.22</b>		<b>14:27:10.375</b>
4 -	2:01.891	1:00.857	3:02.748 (3)	58.48	2.280	14:30:13.123

# BMCRC - MRO Championships 2023 - Rnd 3 @ Snetterton

## ACU Team Green Junior Cup & Senior Ninja Series

### RACE 7 - SECTOR ANALYSIS



SECTOR 1 = FL to I1, SECTOR 2 = I1 to FL, DIFF = Difference To Personal Best Lap, P = Crossed Finish Line in Pit Lane, D = Time Disallowed

P8		0 S	Dan ATKINSON		Kawasaki NINJA 400 -		
IDEAL LAP TIME : 3:04.009		BEST LAP TIME : 3:04.009		DIFFERENCE : 0.000			
LAP	SECTOR 1	SECTOR 2	LAP TIME	MPH	DIFF	TIME OF DAY	
1 -		1:05.230	3:16.580	54.37	12.571	14:21:15.435	
2 -	2:05.576	1:02.860	3:08.436 (3)	56.71	4.427	14:24:23.871	
3 -	<b>2:02.496</b>	<b>1:01.513</b>	<b>3:04.009 (1)</b>	<b>58.08</b>		<b>14:27:27.880</b>	
4 -	2:03.541	1:01.936	3:05.477 (2)	57.62	1.468	14:30:33.357	

P9		54 S	Ben SCOTT		Kawasaki NINJA 250 - GI Landscapes VampTech		
IDEAL LAP TIME : 3:06.770		BEST LAP TIME : 3:06.903		DIFFERENCE : 0.133			
LAP	SECTOR 1	SECTOR 2	LAP TIME	MPH	DIFF	TIME OF DAY	
1 -		1:03.011	3:10.279	56.17	3.376	14:21:09.134	
2 -	2:06.557	1:02.116	3:08.673 (2)	56.64	1.770	14:24:17.807	
3 -	<b>2:05.040</b>	1:01.863	<b>3:06.903 (1)</b>	<b>57.18</b>		<b>14:27:24.710</b>	
4 -	2:07.031	<b>1:01.730</b>	3:08.761 (3)	56.62	1.858	14:30:33.471	

P10		1 S	Phil ATKINSON		Kawasaki NINJA 400 - ROSE MOT/Q Oil Treatments		
IDEAL LAP TIME : 3:09.056		BEST LAP TIME : 3:09.502		DIFFERENCE : 0.446			
LAP	SECTOR 1	SECTOR 2	LAP TIME	MPH	DIFF	TIME OF DAY	
1 -		1:05.592	3:18.403	53.87	8.901	14:21:17.258	
2 -	2:07.422	<b>1:03.467</b>	3:10.889 (3)	55.99	1.387	14:24:28.147	
3 -	<b>2:05.589</b>	1:03.913	<b>3:09.502 (1)</b>	<b>56.40</b>		<b>14:27:37.649</b>	
4 -	2:06.071	1:04.024	3:10.095 (2)	56.22	0.593	14:30:47.744	

P11		31 J	Robbie PARK		Kawasaki NINJA - The Biltong Banter Box		
IDEAL LAP TIME : 3:09.813		BEST LAP TIME : 3:09.887		DIFFERENCE : 0.074			
LAP	SECTOR 1	SECTOR 2	LAP TIME	MPH	DIFF	TIME OF DAY	
1 -		1:05.051	3:19.946	53.45	10.059	14:21:18.801	
2 -	2:08.711	1:04.183	3:12.894 (3)	55.40	3.007	14:24:31.695	
3 -	<b>2:07.546</b>	1:05.323	3:12.869 (2)	55.41	2.982	14:27:44.564	
4 -	2:07.620	<b>1:02.267</b>	<b>3:09.887 (1)</b>	<b>56.28</b>		<b>14:30:54.451</b>	

P12		87 J	Sam ATKINSON		Kawasaki NINJA - Major Heat		
IDEAL LAP TIME : 3:12.311		BEST LAP TIME : 3:13.707		DIFFERENCE : 1.396			
LAP	SECTOR 1	SECTOR 2	LAP TIME	MPH	DIFF	TIME OF DAY	
1 -		1:05.969	3:17.750	54.04	4.043	14:21:16.605	
2 -	2:09.322	<b>1:04.759</b>	3:14.081 (2)	55.07	0.374	14:24:30.686	
3 -	<b>2:07.552</b>	1:06.155	<b>3:13.707 (1)</b>	<b>55.17</b>		<b>14:27:44.393</b>	
4 -	2:08.371	1:05.915	3:14.286 (3)	55.01	0.579	14:30:58.679	

P13		135 J	Jack NEWTON		Kawasaki NINJA 300 -		
IDEAL LAP TIME : 3:14.024		BEST LAP TIME : 3:14.719		DIFFERENCE : 0.695			
LAP	SECTOR 1	SECTOR 2	LAP TIME	MPH	DIFF	TIME OF DAY	
1 -		1:05.910	3:19.594	53.54	4.875	14:21:18.449	
2 -	2:11.366	<b>1:04.389</b>	3:15.755 (2)	54.59	1.036	14:24:34.204	
3 -	<b>2:09.635</b>	1:05.084	<b>3:14.719 (1)</b>	<b>54.88</b>		<b>14:27:48.923</b>	
4 -	2:11.238	1:06.348	3:17.586 (3)	54.09	2.867	14:31:06.509	

# BMCRC - MRO Championships 2023 - Rnd 3 @ Snetterton

## ACU Team Green Junior Cup & Senior Ninja Series

### RACE 7 - STATISTICS

**Competitors Started** 14  
**Planned Start** 2023-05-06 @ 13:25:00.000  
**Actual Start** 2023-05-06 @ 14:17:58.855  
**Finish Time** 2023-05-06 @ 14:29:08.101  
**Track Length** 2.9689mi.  
**Total Laps** 52  
**Total Distance Covered** 154.3834mi.

#### Session Fastest Lap History

NO	CL	NAME	LAP TIME	TIME OF DAY	LAP	VEHICLE
191	J	Craig DANCE	<b>2:46.649</b>	14:23:32.880	2	Kawasaki NINJA

#### Session Leader History

NO	CL	NAME	FROM LAP	LAPS LED	DISTANCE	VEHICLE
191	J	Craig DANCE	1	4	11.87 miles	Kawasaki NINJA

#### Flag History

TYPE	TIME OF DAY
GREEN	14:17:58.855
FINISH	14:29:08.101

#### Flag Statistics

TYPE	COUNT	TOTAL LAPS	TOTAL TIME
Green	1	4	13:13.278
Red	0	0	0.000
Safety Car	0	0	0.000
FCY	0	0	0.000



# BMCRC - MRO Championships 2023 - Rnd 3 @ Snetterton

## ACU Team Green Junior Cup & Senior Ninja Series

### RACE 7 - STATISTICS

**CLASS : J**

4 Starters

#### Fastest Lap History

NO	NAME	LAP TIME	TIME OF DAY	LAP	VEHICLE
191	Craig DANCE	<b>2:46.649</b>	14:23:32.880	2	Kawasaki NINJA

#### Leader History

NO	NAME	FROM LAP	LAPS LED	DISTANCE	VEHICLE
191	Craig DANCE	1	4	11.87 miles	Kawasaki NINJA

# BMCRC - MRO Championships 2023 - Rnd 3 @ Snetterton

## ACU Team Green Junior Cup & Senior Ninja Series

### RACE 7 - STATISTICS

**CLASS : S**

10 Starters

#### Fastest Lap History

NO	NAME	LAP TIME	TIME OF DAY	LAP	VEHICLE
145	Phil ELLIS	<b>2:51.419</b>	14:23:46.300	2	Kawasaki NINJA 300
10	Mike BRUNSDON	<b>2:51.347</b>	14:23:52.394	2	Kawasaki NINJA 400
145	Phil ELLIS	<b>2:49.858</b>	14:26:36.158	3	Kawasaki NINJA 300

#### Leader History

NO	NAME	FROM LAP	LAPS LED	DISTANCE	VEHICLE
27	Ben BROWN	1	1	2.96 miles	Kawasaki NINJA
145	Phil ELLIS	2	3	8.90 miles	Kawasaki NINJA 300

# BMCRC - MRO Championships 2023 - Rnd 3 @ Snetterton

## ACU Team Green Junior Cup & Senior Ninja Series

### RACE 18 - GRID (5 Laps)



# Kawasaki

ROW 9				25	<b>55</b> Brandon BAKER		
ROW 8	24	<b>45</b> Marley MACKENZIE	23	<b>11</b> Freddie BATE	22	<b>12</b> Kees RAMSEY	
ROW 7		21	<b>33</b> Patrick KLINGE	20	<b>99</b> Jack WOLFF	19	<b>19</b> Daniel FISHER
ROW 6	18	<b>477</b> Kade WATT	17	<b>18</b> George HIGGINS	16	<b>35</b> Zack WESTON	
ROW 5		15	<b>277</b> Richard HAYWARD	14	<b>34</b> Oliver ARBON	13	<b>135</b> Jack NEWTON
ROW 4	12	<b>87</b> Sam ATKINSON	11	<b>31</b> Robbie PARK	10	<b>1</b> Phil ATKINSON	
ROW 3		9	<b>54</b> Ben SCOTT	8	<b>0</b> Dan ATKINSON	7	<b>77</b> Joe WHITE
ROW 2	6	<b>65</b> Konrad BREESE	5	<b>27</b> Ben BROWN	4	<b>400</b> Stuart THURTLE	
ROW 1		3	<b>10</b> Mike BRUNSDON	2	<b>145</b> Phil ELLIS	1	<b>191</b> Craig DANCE
<b>Pole</b>							

Snetterton 300: 2.9689 miles

These results are provisional until the conclusion of any judicial and technical matters.

Clerk Of Course :	Stewards :	Timekeeper : Richard Evans
-------------------	------------	----------------------------

Results can be found at [www.tsl-timing.com](http://www.tsl-timing.com)

Printed - 14:36 Saturday, 06 May 2023



# BMCRC - MRO Championships 2023 - Rnd 3 @ Snetterton

## ACU Team Green Junior Cup & Senior Ninja Series

### RACE 18 - CLASSIFICATION



# Kawasaki

POS	NO	CL	PIC NAME	ENTRY	LAPS	TIME	GAP	DIFF	MPH	BEST	ON
1	1	S	1 Phil ATKINSON	Kawasaki NINJA 400 - ROSE MOT/Q Oil Treatment	5	12:39.743			70.34	2:28.321	4
2	34	S	2 Oliver ARBON	Kawasaki NINJA 400 - TT Plumbing and Heating	5	12:41.382	1.639	1.639	70.18	2:27.096	5
3	191	J	1 Craig DANCE	Kawasaki NINJA - 2 brothers scaffolding	5	12:43.234	3.491	1.852	70.01	2:29.270	5
4	31	J	2 Robbie PARK	Kawasaki NINJA - The Biltong Banter Box	5	12:43.370	3.627	0.136	70.00	2:29.166	5
5	65	S	3 Konrad BREESE	Kawasaki NINJA 400 - STIHL Racing	5	13:07.006	27.263	23.636	67.90	2:34.771	3
6	477	J	3 Kade WATT	Kawasaki NINJA 400 - JMF Contracts	5	13:17.955	38.212	10.949	66.97	2:35.809	3
7	35	J	4 Zack WESTON	Kawasaki NINJA 400 - NW Racing	5	13:18.041	38.298	0.086	66.96	2:35.980	3
8	27	S	4 Ben BROWN	Kawasaki NINJA - Hunts Motorcycles	5	13:18.464	38.721	0.423	66.92	2:36.613	5
9	10	S	5 Mike BRUNSDON	Kawasaki NINJA 400 - Parts Europe	5	13:25.069	45.326	6.605	66.37	2:37.002	4
10	400	S	6 Stuart THURTL	Kawasaki NINJA 400 - TeamTortoise Racing	5	13:27.753	48.010	2.684	66.15	2:39.633	5
11	77	S	7 Joe WHITE	Kawasaki NINJA 400 - Just In Graphics /MZ CONTR	5	13:29.737	49.994	1.984	65.99	2:37.708	4
12	99	S	8 Jack WOLFF	Kawasaki NINJA 300 - Nym Technologies Racing	5	13:37.326	57.583	7.589	65.38	2:39.005	5
13	145	S	9 Phil ELLIS	Kawasaki NINJA 300 - Jim Holt Racing	5	13:38.058	58.315	0.732	65.32	2:39.643	5
14	54	S	10 Ben SCOTT	Kawasaki NINJA 250 - GI Landscapes VampTech	5	13:39.981	1:00.238	1.923	65.17	2:40.795	3
15	19	S	11 Daniel FISHER	Kawasaki NINJA -	5	13:58.362	1:18.619	18.381	63.74	2:42.690	4
16	0	S	12 Dan ATKINSON	Kawasaki NINJA 400 -	5	13:58.407	1:18.664	0.045	63.74	2:41.758	4
17	87	J	5 Sam ATKINSON	Kawasaki NINJA - Major Heat	5	14:23.739	1:43.996	25.332	61.87	2:48.404	4
18	277	S	13 Richard HAYWARD	Kawasaki NINJA 300 - GForce/Hayward R Ltd/Snap	5	14:23.825	1:44.082	0.086	61.86	2:49.843	3
19	33	J	6 Patrick KLINGE	Kawasaki NINJA 300 - Klingklong Racing	5	15:11.263	2:31.520	47.438	58.64	2:56.634	5
20	135	J	7 Jack NEWTON	Kawasaki NINJA 300 -	5	15:16.836	2:37.093	5.573	58.28	3:00.131	5
21	11	J	8 Freddie BATE	Kawasaki NINJA 300 - hartjay	5	15:25.603	2:45.860	8.767	57.73	3:01.860	3

#### NOT CLASSIFIED

DNF	18	J	George HIGGINS	Kawasaki NINJA 400 - Aztec Racing	4	10:13.613	1 Lap	1 Lap	69.67	2:29.147	4
DNF	12	J	Kees RAMSEY	Kawasaki NINJA 400 -	0						

#### FASTEST LAP

	34	S	Oliver ARBON	Kawasaki NINJA 400 - TT Plumbing and Heating	5	2:27.096			72.66 mph	116.93 kph	
	18	J	George HIGGINS	Kawasaki NINJA 400 - Aztec Racing	4	2:29.147			71.66 mph	115.32 kph	

Class S - 92.5% of Race Speed = 65.06 mph

Class J - 92.5% of Race Speed = 64.75 mph

Race Distance: 5 Laps / 14.84 miles

Snetterton 300: 2.9689 miles

Date: 07/05/2023 Start: 09:29 Finish: 09:41

Weather / Track : Cloudy / Dry

These results are provisional until the conclusion of any judicial and technical matters.

Clerk Of Course :	Stewards :	Timekeeper : Richard Evans
-------------------	------------	----------------------------

Results can be found at [www.tsl-timing.com](http://www.tsl-timing.com)

Printed - 09:44 Sunday, 07 May 2023



# BMCRC - MRO Championships 2023 - Rnd 3 @ Snetterton

## ACU Team Green Junior Cup & Senior Ninja Series

### RACE 18 - LAP CHART

#### LAP 1 @ 09:31:53.148

NO	BEHIND	LAP TIME
1		2:38.870
191	0.353	2:39.223
31	2.195	2:41.065
34	2.927	2:41.797
18	5.323	2:44.193
65	5.421	2:44.291
27	6.710	2:45.580
400	7.680	2:46.550
35	9.857	2:48.727
77	10.972	2:49.842
10	12.157	2:51.027
477	12.757	2:51.627
145	12.786	2:51.656
54	13.378	2:52.248
99	13.791	2:52.661
277	17.108	2:55.978
0	18.056	2:56.926
87	20.647	2:59.517
19	20.956	2:59.826
135	32.749	3:11.619
33	34.259	3:13.129
11	36.752	3:15.622

#### LAP 2 @ 09:34:24.985

NO	BEHIND	LAP TIME
191		2:31.484
1	0.164	2:32.001
31	2.134	2:31.776
34	2.621	2:31.531
18	3.675	2:30.189
65	9.575	2:35.991
27	14.927	2:40.054
35	17.360	2:39.340
400	17.570	2:41.727
477	18.086	2:37.166
10	19.652	2:39.332
77	22.028	2:42.893
99	23.493	2:41.539
145	23.643	2:42.694
54	23.758	2:42.217
0	34.221	2:48.002
19	35.480	2:46.361
277	36.762	2:51.491
87	41.351	2:52.541
135	1:02.431	3:01.519
33	1:05.096	3:02.674
11	1:08.943	3:04.028

#### LAP 3 @ 09:36:56.440

NO	BEHIND	LAP TIME
1		2:31.291
191	1.228	2:32.683
34	1.392	2:30.226
31	1.642	2:30.963
18	2.304	2:30.084
65	12.891	2:34.771
35	21.885	2:35.980
27	22.356	2:38.884
477	22.440	2:35.809
400	26.289	2:40.174
10	26.705	2:38.508
99	31.309	2:39.271

77	31.803	2:41.230
54	33.098	2:40.795
145	33.917	2:41.729
19	49.764	2:45.739
0	50.299	2:47.533
277	55.150	2:49.843
87	1:01.639	2:51.743
135	1:32.707	3:01.731
33	1:34.215	3:00.574
11	1:39.348	3:01.860

#### LAP 4 @ 09:39:24.761

NO	BEHIND	LAP TIME
1		2:28.321
18	3.130	2:29.147
191	3.481	2:30.574
31	3.721	2:30.400
34	3.803	2:30.732
65	19.393	2:34.823
35	31.093	2:37.529
27	31.368	2:37.333
477	31.436	2:37.317
10	35.386	2:37.002
400	37.637	2:39.669
77	41.190	2:37.708
54	47.116	2:42.339
99	47.838	2:44.850
145	47.932	2:42.336
0	1:03.736	2:41.758
19	1:04.133	2:42.690
277	1:20.135	2:53.306
87	1:21.722	2:48.404
33	2:04.146	2:58.252
135	2:06.222	3:01.836
11	2:13.107	3:02.080

#### LAP 5 @ 09:41:54.021

NO	BEHIND	LAP TIME
1		2:29.260
34	1.639	2:27.096
191	3.491	2:29.270
31	3.627	2:29.166
65	27.263	2:37.130
477	38.212	2:36.036
35	38.298	2:36.465
27	38.721	2:36.613
10	45.326	2:39.200
400	48.010	2:39.633
77	49.994	2:38.064
99	57.583	2:39.005
145	58.315	2:39.643
54	1:00.238	2:42.382
19	1:18.619	2:43.746
0	1:18.664	2:44.188
87	1:43.996	2:51.534
277	1:44.082	2:53.207
33	2:31.520	2:56.634
135	2:37.093	3:00.131
11	2:45.860	3:02.013

# BMCRC - MRO Championships 2023 - Rnd 3 @ Snetterton

## ACU Team Green Junior Cup & Senior Ninja Series

### RACE 18 - POSITION CHART

No	Name	Lap Pos	Lap				
			1	2	3	4	5
191	DANCE	1	1	191	1	1	1
145	ELLIS	2	191	1	191	18	34
10	BRUNSDON	3	31	31	34	191	191
400	THURTLÉ	4	34	34	31	31	31
27	BROWN	5	18	18	18	34	65
65	BREESE	6	65	65	65	65	477
77	WHITE	7	27	27	35	35	35
0	ATKINSON	8	400	35	27	27	27
54	SCOTT	9	35	400	477	477	10
1	ATKINSON	10	77	477	400	10	400
31	PARK	11	10	10	10	400	77
87	ATKINSON	12	477	77	99	77	99
135	NEWTON	13	145	99	77	54	145
34	ARBON	14	54	145	54	99	54
277	HAYWARD	15	99	54	145	145	19
35	WESTON	16	277	0	19	0	0
18	HIGGINS	17	0	19	0	19	87
477	WATT	18	87	277	277	277	277
19	FISHER	19	19	87	87	87	33
99	WOLFF	20	135	135	135	33	135
33	KLINGE	21	33	33	33	135	11
12	RAMSEY	22	11	11	11	11	
11	BATE	23					

# BMCRC - MRO Championships 2023 - Rnd 3 @ Snetterton

## ACU Team Green Junior Cup & Senior Ninja Series

### RACE 18 - SECTOR ANALYSIS



SECTOR 1 = FL to I1, SECTOR 2 = I1 to FL, DIFF = Difference To Personal Best Lap, P = Crossed Finish Line in Pit Lane, D = Time Disallowed

P1		1 S		Phil ATKINSON		Kawasaki NINJA 400 - ROSE MOT/Q Oil Treatments	
IDEAL LAP TIME : 2:28.321		BEST LAP TIME : 2:28.321		DIFFERENCE : 0.000			
LAP	SECTOR 1	SECTOR 2	LAP TIME	MPH	DIFF	TIME OF DAY	
1 -		50.721	2:38.870	67.27	10.549	09:31:53.148	
2 -	1:41.373	50.628	2:32.001	70.31	3.680	09:34:25.149	
3 -	1:41.577	49.714	2:31.291 (3)	70.64	2.970	09:36:56.440	
4 -	<b>1:39.273</b>	<b>49.048</b>	<b>2:28.321 (1)</b>	<b>72.06</b>		<b>09:39:24.761</b>	
5 -	1:39.643	49.617	2:29.260 (2)	71.60	0.939	09:41:54.021	

P2		34 S		Oliver ARBON		Kawasaki NINJA 400 - TT Plumbing and Heating	
IDEAL LAP TIME : 2:27.096		BEST LAP TIME : 2:27.096		DIFFERENCE : 0.000			
LAP	SECTOR 1	SECTOR 2	LAP TIME	MPH	DIFF	TIME OF DAY	
1 -		50.720	2:41.797	66.05	14.701	09:31:56.075	
2 -	1:41.459	50.072	2:31.531	70.53	4.435	09:34:27.606	
3 -	1:40.558	49.668	2:30.226 (2)	71.14	3.130	09:36:57.832	
4 -	1:39.266	51.466	2:30.732 (3)	70.90	3.636	09:39:28.564	
5 -	<b>1:38.515</b>	<b>48.581</b>	<b>2:27.096 (1)</b>	<b>72.66</b>		<b>09:41:55.660</b>	

P3		191 J		Craig DANCE		Kawasaki NINJA - 2 brothers scaffolding	
IDEAL LAP TIME : 2:28.480		BEST LAP TIME : 2:29.270		DIFFERENCE : 0.790			
LAP	SECTOR 1	SECTOR 2	LAP TIME	MPH	DIFF	TIME OF DAY	
1 -		51.454	2:39.223	67.12	9.953	09:31:53.501	
2 -	1:40.609	50.875	2:31.484 (3)	70.55	2.214	09:34:24.985	
3 -	1:41.432	51.251	2:32.683	70.00	3.413	09:36:57.668	
4 -	<b>1:38.351</b>	52.223	2:30.574 (2)	70.98	1.304	09:39:28.242	
5 -	1:39.141	<b>50.129</b>	<b>2:29.270 (1)</b>	<b>71.60</b>		<b>09:41:57.512</b>	

P4		31 J		Robbie PARK		Kawasaki NINJA - The Biltong Banter Box	
IDEAL LAP TIME : 2:29.166		BEST LAP TIME : 2:29.166		DIFFERENCE : 0.000			
LAP	SECTOR 1	SECTOR 2	LAP TIME	MPH	DIFF	TIME OF DAY	
1 -		51.813	2:41.065	66.35	11.899	09:31:55.343	
2 -	1:41.453	50.323	2:31.776	70.42	2.610	09:34:27.119	
3 -	1:40.699	50.264	2:30.963 (3)	70.79	1.797	09:36:58.082	
4 -	1:39.876	50.524	2:30.400 (2)	71.06	1.234	09:39:28.482	
5 -	<b>1:39.542</b>	<b>49.624</b>	<b>2:29.166 (1)</b>	<b>71.65</b>		<b>09:41:57.648</b>	

P5		65 S		Konrad BREESE		Kawasaki NINJA 400 - STIHL Racing	
IDEAL LAP TIME : 2:34.662		BEST LAP TIME : 2:34.771		DIFFERENCE : 0.109			
LAP	SECTOR 1	SECTOR 2	LAP TIME	MPH	DIFF	TIME OF DAY	
1 -		52.951	2:44.291	65.05	9.520	09:31:58.569	
2 -	1:44.234	51.757	2:35.991 (3)	68.51	1.220	09:34:34.560	
3 -	<b>1:43.174</b>	51.597	<b>2:34.771 (1)</b>	<b>69.05</b>		<b>09:37:09.331</b>	
4 -	1:43.335	<b>51.488</b>	2:34.823 (2)	69.03	0.052	09:39:44.154	
5 -	1:44.488	52.642	2:37.130	68.02	2.359	09:42:21.284	

P6		477 J		Kade WATT		Kawasaki NINJA 400 - JMF Contracts	
IDEAL LAP TIME : 2:34.953		BEST LAP TIME : 2:35.809		DIFFERENCE : 0.856			
LAP	SECTOR 1	SECTOR 2	LAP TIME	MPH	DIFF	TIME OF DAY	
1 -		54.039	2:51.627	62.27	15.818	09:32:05.905	
2 -	1:45.379	51.787	2:37.166 (3)	68.00	1.357	09:34:43.071	
3 -	<b>1:43.436</b>	52.373	<b>2:35.809 (1)</b>	<b>68.59</b>		<b>09:37:18.880</b>	
4 -	1:44.394	52.923	2:37.317	67.93	1.508	09:39:56.197	
5 -	1:44.519	<b>51.517</b>	2:36.036 (2)	68.49	0.227	09:42:32.233	

# BMCRC - MRO Championships 2023 - Rnd 3 @ Snetterton

## ACU Team Green Junior Cup & Senior Ninja Series

### RACE 18 - SECTOR ANALYSIS



SECTOR 1 = FL to I1, SECTOR 2 = I1 to FL, DIFF = Difference To Personal Best Lap, P = Crossed Finish Line in Pit Lane, D = Time Disallowed

P7 35 J		Zack WESTON		Kawasaki NINJA 400 - NW Racing			
IDEAL LAP TIME : 2:35.267		BEST LAP TIME : 2:35.980		DIFFERENCE : 0.713			
LAP	SECTOR 1	SECTOR 2	LAP TIME	MPH	DIFF	TIME OF DAY	
1 -		52.860	2:48.727	63.34	12.747	09:32:03.005	
2 -	1:45.209	54.131	2:39.340	67.07	3.360	09:34:42.345	
3 -	<b>1:43.632</b>	52.348	<b>2:35.980 (1)</b>	<b>68.52</b>		<b>09:37:18.325</b>	
4 -	1:44.761	52.768	2:37.529 (3)	67.84	1.549	09:39:55.854	
5 -	1:44.830	<b>51.635</b>	2:36.465 (2)	68.30	0.485	09:42:32.319	

P8 27 S		Ben BROWN		Kawasaki NINJA - Hunts Motorcycles			
IDEAL LAP TIME : 2:36.613		BEST LAP TIME : 2:36.613		DIFFERENCE : 0.000			
LAP	SECTOR 1	SECTOR 2	LAP TIME	MPH	DIFF	TIME OF DAY	
1 -		52.990	2:45.580	64.54	8.967	09:31:59.858	
2 -	1:46.199	53.855	2:40.054	66.77	3.441	09:34:39.912	
3 -	1:46.112	52.772	2:38.884 (3)	67.26	2.271	09:37:18.796	
4 -	1:44.394	52.939	2:37.333 (2)	67.93	0.720	09:39:56.129	
5 -	<b>1:44.174</b>	<b>52.439</b>	<b>2:36.613 (1)</b>	<b>68.24</b>		<b>09:42:32.742</b>	

P9 10 S		Mike BRUNSDON		Kawasaki NINJA 400 - Parts Europe			
IDEAL LAP TIME : 2:37.002		BEST LAP TIME : 2:37.002		DIFFERENCE : 0.000			
LAP	SECTOR 1	SECTOR 2	LAP TIME	MPH	DIFF	TIME OF DAY	
1 -		54.697	2:51.027	62.49	14.025	09:32:05.305	
2 -	1:46.200	53.132	2:39.332	67.08	2.330	09:34:44.637	
3 -	1:44.862	53.646	2:38.508 (2)	67.42	1.506	09:37:23.145	
4 -	<b>1:44.490</b>	<b>52.512</b>	<b>2:37.002 (1)</b>	<b>68.07</b>		<b>09:40:00.147</b>	
5 -	1:45.457	53.743	2:39.200 (3)	67.13	2.198	09:42:39.347	

P10 400 S		Stuart THURTLÉ		Kawasaki NINJA 400 - TeamTortoise Racing			
IDEAL LAP TIME : 2:39.212		BEST LAP TIME : 2:39.633		DIFFERENCE : 0.421			
LAP	SECTOR 1	SECTOR 2	LAP TIME	MPH	DIFF	TIME OF DAY	
1 -		<b>53.377</b>	2:46.550	64.17	6.917	09:32:00.828	
2 -	1:46.646	55.081	2:41.727	66.08	2.094	09:34:42.555	
3 -	1:46.417	53.757	2:40.174 (3)	66.72	0.541	09:37:22.729	
4 -	1:45.928	53.741	2:39.669 (2)	66.93	0.036	09:40:02.398	
5 -	<b>1:45.835</b>	53.798	<b>2:39.633 (1)</b>	<b>66.95</b>		<b>09:42:42.031</b>	

P11 77 S		Joe WHITE		Kawasaki NINJA 400 - Just In Graphics /MZ CONTRACTS/ Silve			
IDEAL LAP TIME : 2:37.708		BEST LAP TIME : 2:37.708		DIFFERENCE : 0.000			
LAP	SECTOR 1	SECTOR 2	LAP TIME	MPH	DIFF	TIME OF DAY	
1 -		54.028	2:49.842	62.92	12.134	09:32:04.120	
2 -	1:48.980	53.913	2:42.893	65.61	5.185	09:34:47.013	
3 -	1:47.153	54.077	2:41.230 (3)	66.29	3.522	09:37:28.243	
4 -	<b>1:45.463</b>	<b>52.245</b>	<b>2:37.708 (1)</b>	<b>67.77</b>		<b>09:40:05.951</b>	
5 -	1:45.784	52.280	2:38.064 (2)	67.61	0.356	09:42:44.015	

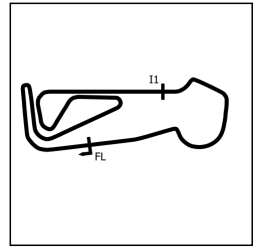
P12 99 S		Jack WOLFF		Kawasaki NINJA 300 - Nym Technologies Racing			
IDEAL LAP TIME : 2:38.846		BEST LAP TIME : 2:39.005		DIFFERENCE : 0.159			
LAP	SECTOR 1	SECTOR 2	LAP TIME	MPH	DIFF	TIME OF DAY	
1 -		54.728	2:52.661	61.90	13.656	09:32:06.939	
2 -	1:47.159	54.380	2:41.539 (3)	66.16	2.534	09:34:48.478	
3 -	<b>1:45.833</b>	53.438	2:39.271 (2)	67.10	0.266	09:37:27.749	
4 -	1:46.907	57.943	2:44.850	64.83	5.845	09:40:12.599	
5 -	1:45.992	<b>53.013</b>	<b>2:39.005 (1)</b>	<b>67.21</b>		<b>09:42:51.604</b>	



# BMCRC - MRO Championships 2023 - Rnd 3 @ Snetterton

## ACU Team Green Junior Cup & Senior Ninja Series

### RACE 18 - SECTOR ANALYSIS



SECTOR 1 = FL to I1, SECTOR 2 = I1 to FL, DIFF = Difference To Personal Best Lap, P = Crossed Finish Line in Pit Lane, D = Time Disallowed

P13 145 S		Phil ELLIS		Kawasaki NINJA 300 - Jim Holt Racing		
IDEAL LAP TIME : 2:39.643		BEST LAP TIME : 2:39.643		DIFFERENCE : 0.000		
LAP	SECTOR 1	SECTOR 2	LAP TIME	MPH	DIFF	TIME OF DAY
1 -		54.844	2:51.656	62.26	12.013	09:32:05.934
2 -	1:47.593	55.101	2:42.694	65.69	3.051	09:34:48.628
3 -	1:47.229	54.500	2:41.729 (2)	66.08	2.086	09:37:30.357
4 -	1:47.255	55.081	2:42.336 (3)	65.83	2.693	09:40:12.693
5 -	<b>1:46.483</b>	<b>53.160</b>	<b>2:39.643 (1)</b>	<b>66.94</b>		<b>09:42:52.336</b>

P14 54 S		Ben SCOTT		Kawasaki NINJA 250 - GI Landscapes VampTech		
IDEAL LAP TIME : 2:40.649		BEST LAP TIME : 2:40.795		DIFFERENCE : 0.146		
LAP	SECTOR 1	SECTOR 2	LAP TIME	MPH	DIFF	TIME OF DAY
1 -		54.455	2:52.248	62.05	11.453	09:32:06.526
2 -	1:47.219	54.998	2:42.217 (2)	65.88	1.422	09:34:48.743
3 -	<b>1:46.727</b>	54.068	<b>2:40.795 (1)</b>	<b>66.47</b>		<b>09:37:29.538</b>
4 -	1:47.866	54.473	2:42.339 (3)	65.83	1.544	09:40:11.877
5 -	1:48.460	<b>53.922</b>	2:42.382	65.82	1.587	09:42:54.259

P15 19 S		Daniel FISHER		Kawasaki NINJA -		
IDEAL LAP TIME : 2:42.257		BEST LAP TIME : 2:42.690		DIFFERENCE : 0.433		
LAP	SECTOR 1	SECTOR 2	LAP TIME	MPH	DIFF	TIME OF DAY
1 -		57.528	2:59.826	59.43	17.136	09:32:14.104
2 -	1:49.180	57.181	2:46.361	64.24	3.671	09:35:00.465
3 -	1:50.413	55.326	2:45.739 (3)	64.48	3.049	09:37:46.204
4 -	<b>1:47.442</b>	55.248	<b>2:42.690 (1)</b>	<b>65.69</b>		<b>09:40:28.894</b>
5 -	1:48.931	<b>54.815</b>	2:43.746 (2)	65.27	1.056	09:43:12.640

P16 0 S		Dan ATKINSON		Kawasaki NINJA 400 -		
IDEAL LAP TIME : 2:40.991		BEST LAP TIME : 2:41.758		DIFFERENCE : 0.767		
LAP	SECTOR 1	SECTOR 2	LAP TIME	MPH	DIFF	TIME OF DAY
1 -		57.176	2:56.926	60.40	15.168	09:32:11.204
2 -	1:51.515	56.487	2:48.002	63.61	6.244	09:34:59.206
3 -	1:52.014	55.519	2:47.533 (3)	63.79	5.775	09:37:46.739
4 -	<b>1:46.851</b>	54.907	<b>2:41.758 (1)</b>	<b>66.07</b>		<b>09:40:28.497</b>
5 -	1:50.048	<b>54.140</b>	2:44.188 (2)	65.09	2.430	09:43:12.685

P17 87 J		Sam ATKINSON		Kawasaki NINJA - Major Heat		
IDEAL LAP TIME : 2:48.404		BEST LAP TIME : 2:48.404		DIFFERENCE : 0.000		
LAP	SECTOR 1	SECTOR 2	LAP TIME	MPH	DIFF	TIME OF DAY
1 -		57.770	2:59.517	59.53	11.113	09:32:13.795
2 -	1:54.123	58.418	2:52.541	61.94	4.137	09:35:06.336
3 -	1:53.896	57.847	2:51.743 (3)	62.23	3.339	09:37:58.079
4 -	<b>1:51.432</b>	<b>56.972</b>	<b>2:48.404 (1)</b>	<b>63.46</b>		<b>09:40:46.483</b>
5 -	1:53.061	58.473	2:51.534 (2)	62.30	3.130	09:43:38.017

P18 277 S		Richard HAYWARD		Kawasaki NINJA 300 - GForce/Hayward R Ltd/SnapOn		
IDEAL LAP TIME : 2:47.860		BEST LAP TIME : 2:49.843		DIFFERENCE : 1.983		
LAP	SECTOR 1	SECTOR 2	LAP TIME	MPH	DIFF	TIME OF DAY
1 -		<b>56.289</b>	2:55.978	60.73	6.135	09:32:10.256
2 -	<b>1:51.571</b>	59.920	2:51.491 (2)	62.32	1.648	09:35:01.747
3 -	1:52.613	57.230	<b>2:49.843 (1)</b>	<b>62.92</b>		<b>09:37:51.590</b>
4 -	1:53.814	59.492	2:53.306	61.67	3.463	09:40:44.896
5 -	1:54.108	59.099	2:53.207 (3)	61.70	3.364	09:43:38.103

# BMCRC - MRO Championships 2023 - Rnd 3 @ Snetterton

## ACU Team Green Junior Cup & Senior Ninja Series

### RACE 18 - SECTOR ANALYSIS



SECTOR 1 = FL to I1, SECTOR 2 = I1 to FL, DIFF = Difference To Personal Best Lap, P = Crossed Finish Line in Pit Lane, D = Time Disallowed

<b>P19 33 J Patrick KLINGE</b>		Kawasaki NINJA 300 - Klingklong Racing				
IDEAL LAP TIME : 2:56.634		BEST LAP TIME : 2:56.634		DIFFERENCE : 0.000		
LAP	SECTOR 1	SECTOR 2	LAP TIME	MPH	DIFF	TIME OF DAY
1 -		1:02.318	3:13.129	55.34	16.495	09:32:27.407
2 -	2:01.918	1:00.756	3:02.674	58.50	6.040	09:35:30.081
3 -	2:00.621	59.953	3:00.574 (3)	59.18	3.940	09:38:30.655
4 -	1:58.405	59.847	2:58.252 (2)	59.96	1.618	09:41:28.907
5 -	<b>1:57.432</b>	<b>59.202</b>	<b>2:56.634 (1)</b>	<b>60.50</b>		<b>09:44:25.541</b>

<b>P20 135 J Jack NEWTON</b>		Kawasaki NINJA 300 -				
IDEAL LAP TIME : 2:59.753		BEST LAP TIME : 3:00.131		DIFFERENCE : 0.378		
LAP	SECTOR 1	SECTOR 2	LAP TIME	MPH	DIFF	TIME OF DAY
1 -		1:01.632	3:11.619	55.77	11.488	09:32:25.897
2 -	1:59.478	1:02.041	3:01.519 (2)	58.88	1.388	09:35:27.416
3 -	2:01.040	<b>1:00.691</b>	3:01.731 (3)	58.81	1.600	09:38:29.147
4 -	1:59.910	1:01.926	3:01.836	58.77	1.705	09:41:30.983
5 -	<b>1:59.062</b>	1:01.069	<b>3:00.131 (1)</b>	<b>59.33</b>		<b>09:44:31.114</b>

<b>P21 11 J Freddie BATE</b>		Kawasaki NINJA 300 - hartjay				
IDEAL LAP TIME : 3:01.074		BEST LAP TIME : 3:01.860		DIFFERENCE : 0.786		
LAP	SECTOR 1	SECTOR 2	LAP TIME	MPH	DIFF	TIME OF DAY
1 -		1:02.557	3:15.622	54.63	13.762	09:32:29.900
2 -	2:02.932	1:01.096	3:04.028	58.07	2.168	09:35:33.928
3 -	2:00.878	1:00.982	<b>3:01.860 (1)</b>	<b>58.77</b>		<b>09:38:35.788</b>
4 -	2:01.374	<b>1:00.706</b>	3:02.080 (3)	58.69	0.220	09:41:37.868
5 -	<b>2:00.368</b>	1:01.645	3:02.013 (2)	58.72	0.153	09:44:39.881

<b>P22 18 J George HIGGINS</b>		Kawasaki NINJA 400 - Aztec Racing				
IDEAL LAP TIME : 2:28.695		BEST LAP TIME : 2:29.147		DIFFERENCE : 0.452		
LAP	SECTOR 1	SECTOR 2	LAP TIME	MPH	DIFF	TIME OF DAY
1 -		51.636	2:44.193	65.09	15.046	09:31:58.471
2 -	1:39.849	50.340	2:30.189 (3)	71.16	1.042	09:34:28.660
3 -	1:40.428	<b>49.656</b>	2:30.084 (2)	71.21	0.937	09:36:58.744
4 -	<b>1:39.039</b>	50.108	<b>2:29.147 (1)</b>	<b>71.66</b>		<b>09:39:27.891</b>

# BMCRC - MRO Championships 2023 - Rnd 3 @ Snetterton

## ACU Team Green Junior Cup & Senior Ninja Series

### RACE 18 - BEST SECTORS

SECTOR 1			SECTOR 2			IDEAL / BEST COMPARISON						
POS	NO	NAME	TIME	NO	NAME	TIME	POS	NO	NAME	IDEAL	BEST	DIFF
									<b>PERFECT LAP</b>	<b>2:26.932</b>		
1	191	DANCE	1:38.351	34	ARBON	48.581	1	34	ARBON	2:27.096	2:27.096	0.000
2	34	ARBON	1:38.515	1	ATKINSON	49.048	2	1	ATKINSON	2:28.321	2:28.321	0.000
3	18	HIGGINS	1:39.039	31	PARK	49.624	3	191	DANCE	2:28.480	2:29.270	0.790
4	1	ATKINSON	1:39.273	18	HIGGINS	49.656	4	18	HIGGINS	2:28.695	2:29.147	0.452
5	31	PARK	1:39.542	191	DANCE	50.129	5	31	PARK	2:29.166	2:29.166	0.000
6	65	BREESE	1:43.174	65	BREESE	51.488	6	65	BREESE	2:34.662	2:34.771	0.109
7	477	WATT	1:43.436	477	WATT	51.517	7	477	WATT	2:34.953	2:35.809	0.856
8	35	WESTON	1:43.632	35	WESTON	51.635	8	35	WESTON	2:35.267	2:35.980	0.713
9	27	BROWN	1:44.174	77	WHITE	52.245	9	27	BROWN	2:36.613	2:36.613	0.000
10	10	BRUNSDON	1:44.490	27	BROWN	52.439	10	10	BRUNSDON	2:37.002	2:37.002	0.000
11	77	WHITE	1:45.463	10	BRUNSDON	52.512	11	77	WHITE	2:37.708	2:37.708	0.000
12	99	WOLFF	1:45.833	99	WOLFF	53.013	12	99	WOLFF	2:38.846	2:39.005	0.159
13	400	THURTL	1:45.835	145	ELLIS	53.160	13	400	THURTL	2:39.212	2:39.633	0.421
14	145	ELLIS	1:46.483	400	THURTL	53.377	14	145	ELLIS	2:39.643	2:39.643	0.000
15	54	SCOTT	1:46.727	54	SCOTT	53.922	15	54	SCOTT	2:40.649	2:40.795	0.146
16	0	ATKINSON	1:46.851	0	ATKINSON	54.140	16	0	ATKINSON	2:40.991	2:41.758	0.767
17	19	FISHER	1:47.442	19	FISHER	54.815	17	19	FISHER	2:42.257	2:42.690	0.433
18	87	ATKINSON	1:51.432	277	HAYWARD	56.289	18	277	HAYWARD	2:47.860	2:49.843	1.983
19	277	HAYWARD	1:51.571	87	ATKINSON	56.972	19	87	ATKINSON	2:48.404	2:48.404	0.000
20	33	KLINGE	1:57.432	33	KLINGE	59.202	20	33	KLINGE	2:56.634	2:56.634	0.000
21	135	NEWTON	1:59.062	135	NEWTON	1:00.691	21	135	NEWTON	2:59.753	3:00.131	0.378
22	11	BATE	2:00.368	11	BATE	1:00.706	22	11	BATE	3:01.074	3:01.860	0.786
23												

# BMCRC - MRO Championships 2023 - Rnd 3 @ Snetterton

## ACU Team Green Junior Cup & Senior Ninja Series

### RACE 18 - STATISTICS

<b>Competitors Started</b>	23
<b>Planned Start</b>	2023-05-07 @ 09:20:00.000
<b>Actual Start</b>	2023-05-07 @ 09:29:14.277
<b>Finish Time</b>	2023-05-07 @ 09:41:54.020
<b>Track Length</b>	2.9689mi.
<b>Total Laps</b>	109
<b>Total Distance Covered</b>	323.6113mi.

#### Session Fastest Lap History

NO	CL	NAME	LAP TIME	TIME OF DAY	LAP	VEHICLE
191	J	Craig DANCE	<b>2:31.484</b>	09:34:25.014	2	Kawasaki NINJA
18	J	George HIGGINS	<b>2:30.189</b>	09:34:28.669	2	Kawasaki NINJA 400
18	J	George HIGGINS	<b>2:30.084</b>	09:36:58.753	3	Kawasaki NINJA 400
1	S	Phil ATKINSON	<b>2:28.321</b>	09:39:24.766	4	Kawasaki NINJA 400
34	S	Oliver ARBON	<b>2:27.096</b>	09:41:55.686	5	Kawasaki NINJA 400

#### Session Leader History

NO	CL	NAME	FROM LAP	LAPS LED	DISTANCE	VEHICLE
1	S	Phil ATKINSON	1	1	2.96 miles	Kawasaki NINJA 400
191	J	Craig DANCE	2	1	2.96 miles	Kawasaki NINJA
1	S	Phil ATKINSON	3	3	8.90 miles	Kawasaki NINJA 400

#### Flag History

TYPE	TIME OF DAY
GREEN	09:29:14.277
FINISH	09:41:54.020

#### Flag Statistics

TYPE	COUNT	TOTAL LAPS	TOTAL TIME
Green	1	5	15:30.229
Red	0	0	0.000
Safety Car	0	0	0.000
FCY	0	0	0.000

# BMCRC - MRO Championships 2023 - Rnd 3 @ Snetterton

## ACU Team Green Junior Cup & Senior Ninja Series

### RACE 18 - STATISTICS

CLASS : J

10 Starters

#### Fastest Lap History

NO	NAME	LAP TIME	TIME OF DAY	LAP	VEHICLE
191	Craig DANCE	2:31.484	09:34:25.014	2	Kawasaki NINJA
18	George HIGGINS	2:30.189	09:34:28.669	2	Kawasaki NINJA 400
18	George HIGGINS	2:30.084	09:36:58.753	3	Kawasaki NINJA 400
18	George HIGGINS	2:29.147	09:39:27.901	4	Kawasaki NINJA 400

#### Leader History

NO	NAME	FROM LAP	LAPS LED	DISTANCE	VEHICLE
191	Craig DANCE	1	3	8.90 miles	Kawasaki NINJA
18	George HIGGINS	4	1	2.96 miles	Kawasaki NINJA 400
191	Craig DANCE	5	1	2.96 miles	Kawasaki NINJA

# BMCRC - MRO Championships 2023 - Rnd 3 @ Snetterton

## ACU Team Green Junior Cup & Senior Ninja Series

### RACE 18 - STATISTICS

**CLASS : S**

13 Starters

#### Fastest Lap History

NO	NAME	LAP TIME	TIME OF DAY	LAP	VEHICLE
1	Phil ATKINSON	<b>2:32.001</b>	09:34:25.154	2	Kawasaki NINJA 400
34	Oliver ARBON	<b>2:31.531</b>	09:34:27.631	2	Kawasaki NINJA 400
1	Phil ATKINSON	<b>2:31.291</b>	09:36:56.445	3	Kawasaki NINJA 400
34	Oliver ARBON	<b>2:30.226</b>	09:36:57.859	3	Kawasaki NINJA 400
1	Phil ATKINSON	<b>2:28.321</b>	09:39:24.766	4	Kawasaki NINJA 400
34	Oliver ARBON	<b>2:27.096</b>	09:41:55.686	5	Kawasaki NINJA 400

#### Leader History

NO	NAME	FROM LAP	LAPS LED	DISTANCE	VEHICLE
1	Phil ATKINSON	1	5	14.84 miles	Kawasaki NINJA 400

# BMCRC - MRO Championships 2023 - Rnd 3 @ Snetterton

## ACU Team Green Junior Cup & Senior Ninja Series

### RACE 7 - GRID (5 Laps)



# Kawasaki

ROW 9				25	<b>55</b> Brandon BAKER
ROW 8	24	<b>45</b> Marley MACKENZIE	23	<b>12</b> Kees RAMSEY	3:01.860
ROW 7			22	<b>11</b> Freddie BATE	
ROW 7			21	<b>135</b> Jack NEWTON	3:00.131
ROW 7			20	<b>33</b> Patrick KLINGE	2:56.634
ROW 7			19	<b>277</b> Richard HAYWARD	2:49.843
ROW 6	18	<b>87</b> Sam ATKINSON	17	<b>19</b> Daniel FISHER	2:42.690
ROW 6			16	<b>0</b> Dan ATKINSON	2:41.758
ROW 5			15	<b>54</b> Ben SCOTT	2:40.795
ROW 5			14	<b>145</b> Phil ELLIS	2:39.643
ROW 5			13	<b>400</b> Stuart THURTLÉ	2:39.633
ROW 4	12	<b>99</b> Jack WOLFF	11	<b>77</b> Joe WHITE	2:37.708
ROW 4			10	<b>10</b> Mike BRUNSDON	2:37.002
ROW 3			9	<b>27</b> Ben BROWN	2:36.613
ROW 3			8	<b>35</b> Zack WESTON	2:35.980
ROW 3			7	<b>477</b> Kade WATT	2:35.809
ROW 2	6	<b>65</b> Konrad BREESE	5	<b>191</b> Craig DANCE	2:29.270
ROW 2			4	<b>31</b> Robbie PARK	2:29.166
ROW 1			3	<b>18</b> George HIGGINS	2:29.147
ROW 1			2	<b>1</b> Phil ATKINSON	2:28.321
ROW 1			1	<b>34</b> Oliver ARBON	2:27.096
<b>Pole</b>					

Snetterton 300: 2.9689 miles

These results are provisional until the conclusion of any judicial and technical matters.

Clerk Of Course :	Stewards :	Timekeeper : Richard Evans
-------------------	------------	----------------------------

Results can be found at [www.tsl-timing.com](http://www.tsl-timing.com)

Printed - 09:47 Sunday, 07 May 2023



# BMCRC - MRO Championships 2023 - Rnd 3 @ Snetterton

## ACU Team Green Junior Cup & Senior Ninja Series

### RACE 7 - CLASSIFICATION



# Kawasaki

POS	NO	CL	PIC NAME	ENTRY	LAPS	TIME	GAP	DIFF	MPH	BEST	ON
1	1	S	1 Phil ATKINSON	Kawasaki NINJA 400 - ROSE MOT/Q Oil Treatment	5	11:39.905			76.35	2:18.653	2
2	34	S	2 Oliver ARBON	Kawasaki NINJA 400 - TT Plumbing and Heating	5	11:41.753	1.848	1.848	76.15	2:17.865	5
3	35	J	1 Zack WESTON	Kawasaki NINJA 400 - NW Racing	5	11:43.313	3.408	1.560	75.98	2:18.575	3
4	31	J	2 Robbie PARK	Kawasaki NINJA - The Biltong Banter Box	5	11:54.509	14.604	11.196	74.79	2:21.303	5
5	191	J	3 Craig DANCE	Kawasaki NINJA - 2 brothers scaffolding	5	11:56.360	16.455	1.851	74.59	2:21.478	3
6	65	S	3 Konrad BREESE	Kawasaki NINJA 400 - STIHL Racing	5	11:56.709	16.804	0.349	74.56	2:21.439	4
7	77	S	4 Joe WHITE	Kawasaki NINJA 400 - Just In Graphics /MZ CONTR	5	12:00.363	20.458	3.654	74.18	2:22.259	5
8	18	J	4 George HIGGINS	Kawasaki NINJA 400 - Aztec Racing	5	12:01.459	21.554	1.096	74.07	2:22.744	4
9	27	S	5 Ben BROWN	Kawasaki NINJA - Hunts Motorcycles	5	12:14.548	34.643	13.089	72.75	2:24.857	5
10	477	J	5 Kade WATT	Kawasaki NINJA 400 - JMF Contracts	5	12:14.635	34.730	0.087	72.74	2:24.843	5
11	10	S	6 Mike BRUNSDON	Kawasaki NINJA 400 - Parts Europe	5	12:15.671	35.766	1.036	72.64	2:24.450	4
12	277	S	7 Richard HAYWARD	Kawasaki NINJA 300 - GForce/Hayward R Ltd/Snap	5	12:20.492	40.587	4.821	72.16	2:25.393	3
13	0	S	8 Dan ATKINSON	Kawasaki NINJA 400 -	5	12:42.040	1:02.135	21.548	70.12	2:29.373	5
14	400	S	9 Stuart THURTL	Kawasaki NINJA 400 - TeamTortoise Racing	5	12:42.669	1:02.764	0.629	70.07	2:30.342	5
15	19	S	10 Daniel FISHER	Kawasaki NINJA -	5	12:42.929	1:03.024	0.260	70.04	2:29.360	3
16	54	S	11 Ben SCOTT	Kawasaki NINJA 250 - GI Landscapes VampTech	5	12:43.035	1:03.130	0.106	70.03	2:29.562	5
17	145	S	12 Phil ELLIS	Kawasaki NINJA 300 - Jim Holt Racing	5	12:43.795	1:03.890	0.760	69.96	2:29.837	5
18	33	J	6 Patrick KLINGE	Kawasaki NINJA 300 - Klingklong Racing	5	13:29.016	1:49.111	45.221	66.05	2:37.612	5
19	11	J	7 Freddie BATE	Kawasaki NINJA 300 - hartjay	5	13:29.739	1:49.834	0.723	65.99	2:37.554	5
20	87	J	8 Sam ATKINSON	Kawasaki NINJA - Major Heat	5	13:40.818	2:00.913	11.079	65.10	2:41.570	3

#### NOT CLASSIFIED

DNF	99	S	Jack WOLFF	Kawasaki NINJA 300 - Nym Technologies Racing	1	2:32.552	4 Laps	4 Laps	70.06		
DNF	135	J	Jack NEWTON	Kawasaki NINJA 300 -	0						

#### NOT STARTED

NS	12	J	Kees RAMSEY	Kawasaki NINJA 400 -							
----	----	---	-------------	----------------------	--	--	--	--	--	--	--

#### FASTEST LAP

	34	S	Oliver ARBON	Kawasaki NINJA 400 - TT Plumbing and Heating	5	2:17.865		77.52 mph	124.76 kph		
	35	J	Zack WESTON	Kawasaki NINJA 400 - NW Racing	3	2:18.575		77.12 mph	124.12 kph		

Class S - 92.5% of Race Speed = 70.62 mph

Class J - 92.5% of Race Speed = 70.28 mph

Weather / Track : Cloudy / Dry

These results are provisional until the conclusion of any judicial and technical matters.

Race Distance: 5 Laps / 14.84 miles

Snetterton 300: 2.9689 miles

Date: 07/05/2023 Start: 12:38 Finish: 12:50

Clerk Of Course :	Stewards :	Timekeeper : Richard Evans
-------------------	------------	----------------------------

Results can be found at [www.tsl-timing.com](http://www.tsl-timing.com)

Printed - 12:53 Sunday, 07 May 2023





# BMCRC - MRO Championships 2023 - Rnd 3 @ Snetterton

## ACU Team Green Junior Cup & Senior Ninja Series

### RACE 7 - LAP CHART

LAP 1 @ 12:40:56.259		
NO	BEHIND	LAP TIME

1		2:23.838
34	1.919	2:25.757
35	3.198	2:27.036
31	4.187	2:28.025
191	4.344	2:28.182
65	5.733	2:29.571
18	6.045	2:29.883
77	6.586	2:30.424
27	8.318	2:32.156
477	8.378	2:32.216
99	8.714	2:32.552
10	9.212	2:33.050
277	9.651	2:33.489
400	14.922	2:38.760
145	15.241	2:39.079
54	16.856	2:40.694
19	17.460	2:41.298
0	17.616	2:41.454
33	25.279	2:49.117
87	26.005	2:49.843
11	26.837	2:50.675

LAP 2 @ 12:43:14.912		
NO	BEHIND	LAP TIME

1		2:18.653
34	3.790	2:20.524
35	4.187	2:19.642
31	7.731	2:22.197
191	8.530	2:22.839
65	8.899	2:21.819
18	10.590	2:23.198
77	10.618	2:22.685
477	16.022	2:26.297
27	16.224	2:26.559
10	18.563	2:28.004
277	19.928	2:28.930
400	28.690	2:32.421
145	29.242	2:32.654
54	29.962	2:31.759
0	30.450	2:31.487
19	30.992	2:32.185
33	48.198	2:41.572
11	49.008	2:40.824
87	49.767	2:42.415

LAP 3 @ 12:45:34.307		
NO	BEHIND	LAP TIME

1		2:19.395
34	3.151	2:18.756
35	3.367	2:18.575
31	9.860	2:21.524
191	10.613	2:21.478
65	11.161	2:21.657
77	13.628	2:22.405
18	14.052	2:22.857
477	22.224	2:25.597
27	22.418	2:25.589
10	23.939	2:24.771
277	25.926	2:25.393
400	39.775	2:30.480
145	40.276	2:30.429
54	40.307	2:29.740

0	40.753	2:29.698
19	40.957	2:29.360
33	1:09.426	2:40.623
11	1:09.905	2:40.292
87	1:11.942	2:41.570

LAP 4 @ 12:47:53.196		
NO	BEHIND	LAP TIME

1		2:18.889
34	3.113	2:18.851
35	3.423	2:18.945
31	12.431	2:21.460
191	13.621	2:21.897
65	13.711	2:21.439
77	17.329	2:22.590
18	17.907	2:22.744
27	28.916	2:25.387
477	29.017	2:25.682
10	29.500	2:24.450
277	32.861	2:25.824
400	51.552	2:30.666
0	51.892	2:30.028
19	52.479	2:30.411
54	52.698	2:31.280
145	53.183	2:31.796
33	1:30.629	2:40.092
11	1:31.410	2:40.394
87	1:36.133	2:43.080

LAP 5 @ 12:50:12.326		
NO	BEHIND	LAP TIME

1		2:19.130
34	1.848	2:17.865
35	3.408	2:19.115
31	14.604	2:21.303
191	16.455	2:21.964
65	16.804	2:22.223
77	20.458	2:22.259
18	21.554	2:22.777
27	34.643	2:24.857
477	34.730	2:24.843
10	35.766	2:25.396
277	40.587	2:26.856
0	1:02.135	2:29.373
400	1:02.764	2:30.342
19	1:03.024	2:29.675
54	1:03.130	2:29.562
145	1:03.890	2:29.837
33	1:49.111	2:37.612
11	1:49.834	2:37.554
87	2:00.913	2:43.910

# BMCRC - MRO Championships 2023 - Rnd 3 @ Snetterton

## ACU Team Green Junior Cup & Senior Ninja Series

### RACE 7 - POSITION CHART

No	Name	Lap					
		Pos	1	2	3	4	5
34	ARBON	1	1	1	1	1	1
1	ATKINSON	2	34	34	34	34	34
18	HIGGINS	3	35	35	35	35	35
31	PARK	4	31	31	31	31	31
191	DANCE	5	191	191	191	191	191
65	BREESE	6	65	65	65	65	65
477	WATT	7	18	18	77	77	77
35	WESTON	8	77	77	18	18	18
27	BROWN	9	27	477	477	27	27
10	BRUNSDON	10	477	27	27	477	477
77	WHITE	11	99	10	10	10	10
99	WOLFF	12	10	277	277	277	277
400	THURTLÉ	13	277	400	400	400	0
145	ELLIS	14	400	145	145	0	400
54	SCOTT	15	145	54	54	19	19
0	ATKINSON	16	54	0	0	54	54
19	FISHER	17	19	19	19	145	145
87	ATKINSON	18	0	33	33	33	33
277	HAYWARD	19	33	11	11	11	11
33	KLINGE	20	87	87	87	87	87
135	NEWTON	21	11				
11	BATE	22					
12	RAMSEY	23					

# BMCRC - MRO Championships 2023 - Rnd 3 @ Snetterton

## ACU Team Green Junior Cup & Senior Ninja Series

### RACE 7 - SECTOR ANALYSIS



SECTOR 1 = FL to I1, SECTOR 2 = I1 to FL, DIFF = Difference To Personal Best Lap, P = Crossed Finish Line in Pit Lane, D = Time Disallowed

P1		1 S	Phil ATKINSON		Kawasaki NINJA 400 - ROSE MOT/Q Oil Treatments		
IDEAL LAP TIME : 2:18.639		BEST LAP TIME : 2:18.653		DIFFERENCE : 0.014			
LAP	SECTOR 1	SECTOR 2	LAP TIME	MPH	DIFF	TIME OF DAY	
1 -		<b>45.685</b>	2:23.838	74.30	5.185	12:40:56.259	
2 -	<b>1:32.954</b>	45.699	<b>2:18.653 (1)</b>	<b>77.08</b>		<b>12:43:14.912</b>	
3 -	1:33.469	45.926	2:19.395	76.67	0.742	12:45:34.307	
4 -	1:33.124	45.765	2:18.889 (2)	76.95	0.236	12:47:53.196	
5 -	1:33.240	45.890	2:19.130 (3)	76.82	0.477	12:50:12.326	

P2		34 S	Oliver ARBON		Kawasaki NINJA 400 - TT Plumbing and Heating		
IDEAL LAP TIME : 2:17.865		BEST LAP TIME : 2:17.865		DIFFERENCE : 0.000			
LAP	SECTOR 1	SECTOR 2	LAP TIME	MPH	DIFF	TIME OF DAY	
1 -		47.406	2:25.757	73.32	7.892	12:40:58.178	
2 -	1:34.227	46.297	2:20.524	76.05	2.659	12:43:18.702	
3 -	1:32.558	46.198	2:18.756 (2)	77.02	0.891	12:45:37.458	
4 -	1:32.955	45.896	2:18.851 (3)	76.97	0.986	12:47:56.309	
5 -	<b>1:32.039</b>	<b>45.826</b>	<b>2:17.865 (1)</b>	<b>77.52</b>		<b>12:50:14.174</b>	

P3		35 J	Zack WESTON		Kawasaki NINJA 400 - NW Racing		
IDEAL LAP TIME : 2:18.575		BEST LAP TIME : 2:18.575		DIFFERENCE : 0.000			
LAP	SECTOR 1	SECTOR 2	LAP TIME	MPH	DIFF	TIME OF DAY	
1 -		46.508	2:27.036	72.69	8.461	12:40:59.457	
2 -	1:33.440	46.202	2:19.642	76.53	1.067	12:43:19.099	
3 -	<b>1:32.570</b>	<b>46.005</b>	<b>2:18.575 (1)</b>	<b>77.12</b>		<b>12:45:37.674</b>	
4 -	1:32.837	46.108	2:18.945 (2)	76.92	0.370	12:47:56.619	
5 -	1:32.923	46.192	2:19.115 (3)	76.82	0.540	12:50:15.734	

P4		31 J	Robbie PARK		Kawasaki NINJA - The Biltong Banter Box		
IDEAL LAP TIME : 2:21.113		BEST LAP TIME : 2:21.303		DIFFERENCE : 0.190			
LAP	SECTOR 1	SECTOR 2	LAP TIME	MPH	DIFF	TIME OF DAY	
1 -		47.347	2:28.025	72.20	6.722	12:41:00.446	
2 -	1:35.498	46.699	2:22.197	75.16	0.894	12:43:22.643	
3 -	<b>1:34.829</b>	46.695	2:21.524 (3)	75.52	0.221	12:45:44.167	
4 -	1:34.981	46.479	2:21.460 (2)	75.55	0.157	12:48:05.627	
5 -	1:35.019	<b>46.284</b>	<b>2:21.303 (1)</b>	<b>75.63</b>		<b>12:50:26.930</b>	

P5		191 J	Craig DANCE		Kawasaki NINJA - 2 brothers scaffolding		
IDEAL LAP TIME : 2:21.190		BEST LAP TIME : 2:21.478		DIFFERENCE : 0.288			
LAP	SECTOR 1	SECTOR 2	LAP TIME	MPH	DIFF	TIME OF DAY	
1 -		47.631	2:28.182	72.12	6.704	12:41:00.603	
2 -	1:35.173	47.666	2:22.839	74.82	1.361	12:43:23.442	
3 -	1:34.625	<b>46.853</b>	<b>2:21.478 (1)</b>	<b>75.54</b>		<b>12:45:44.920</b>	
4 -	<b>1:34.337</b>	47.560	2:21.897 (2)	75.32	0.419	12:48:06.817	
5 -	1:34.551	47.413	2:21.964 (3)	75.28	0.486	12:50:28.781	

P6		65 S	Konrad BREESE		Kawasaki NINJA 400 - STIHL Racing		
IDEAL LAP TIME : 2:20.961		BEST LAP TIME : 2:21.439		DIFFERENCE : 0.478			
LAP	SECTOR 1	SECTOR 2	LAP TIME	MPH	DIFF	TIME OF DAY	
1 -		47.644	2:29.571	71.45	8.132	12:41:01.992	
2 -	1:34.485	47.334	2:21.819 (3)	75.36	0.380	12:43:23.811	
3 -	1:34.789	<b>46.868</b>	2:21.657 (2)	75.45	0.218	12:45:45.468	
4 -	<b>1:34.093</b>	47.346	<b>2:21.439 (1)</b>	<b>75.56</b>		<b>12:48:06.907</b>	
5 -	1:34.466	47.757	2:22.223	75.15	0.784	12:50:29.130	

# BMCRC - MRO Championships 2023 - Rnd 3 @ Snetterton

## ACU Team Green Junior Cup & Senior Ninja Series

### RACE 7 - SECTOR ANALYSIS



SECTOR 1 = FL to I1, SECTOR 2 = I1 to FL, DIFF = Difference To Personal Best Lap, P = Crossed Finish Line in Pit Lane, D = Time Disallowed

P7 77 S		Joe WHITE		Kawasaki NINJA 400 - Just In Graphics /MZ CONTRACTS/ Silver			
IDEAL LAP TIME : 2:21.908		BEST LAP TIME : 2:22.259		DIFFERENCE : 0.351			
LAP	SECTOR 1	SECTOR 2	LAP TIME	MPH	DIFF	TIME OF DAY	
1 -		47.205	2:30.424	71.05	8.165	12:41:02.845	
2 -	1:35.462	47.223	2:22.685	74.90	0.426	12:43:25.530	
3 -	<b>1:35.268</b>	47.137	2:22.405 (2)	75.05	0.146	12:45:47.935	
4 -	1:35.604	46.986	2:22.590 (3)	74.95	0.331	12:48:10.525	
5 -	1:35.619	<b>46.640</b>	<b>2:22.259 (1)</b>	<b>75.13</b>		<b>12:50:32.784</b>	

P8 18 J		George HIGGINS		Kawasaki NINJA 400 - Aztec Racing			
IDEAL LAP TIME : 2:22.175		BEST LAP TIME : 2:22.744		DIFFERENCE : 0.569			
LAP	SECTOR 1	SECTOR 2	LAP TIME	MPH	DIFF	TIME OF DAY	
1 -		47.884	2:29.883	71.30	7.139	12:41:02.304	
2 -	1:35.582	47.616	2:23.198	74.63	0.454	12:43:25.502	
3 -	1:35.925	<b>46.932</b>	2:22.857 (3)	74.81	0.113	12:45:48.359	
4 -	<b>1:35.243</b>	47.501	<b>2:22.744 (1)</b>	<b>74.87</b>		<b>12:48:11.103</b>	
5 -	1:35.651	47.126	2:22.777 (2)	74.85	0.033	12:50:33.880	

P9 27 S		Ben BROWN		Kawasaki NINJA - Hunts Motorcycles			
IDEAL LAP TIME : 2:24.553		BEST LAP TIME : 2:24.857		DIFFERENCE : 0.304			
LAP	SECTOR 1	SECTOR 2	LAP TIME	MPH	DIFF	TIME OF DAY	
1 -		48.858	2:32.156	70.24	7.299	12:41:04.577	
2 -	1:38.068	48.491	2:26.559	72.92	1.702	12:43:31.136	
3 -	1:37.316	48.273	2:25.589 (3)	73.41	0.732	12:45:56.725	
4 -	1:37.626	<b>47.761</b>	2:25.387 (2)	73.51	0.530	12:48:22.112	
5 -	<b>1:36.792</b>	48.065	<b>2:24.857 (1)</b>	<b>73.78</b>		<b>12:50:46.969</b>	

P10 477 J		Kade WATT		Kawasaki NINJA 400 - JMF Contracts			
IDEAL LAP TIME : 2:24.843		BEST LAP TIME : 2:24.843		DIFFERENCE : 0.000			
LAP	SECTOR 1	SECTOR 2	LAP TIME	MPH	DIFF	TIME OF DAY	
1 -		48.588	2:32.216	70.21	7.373	12:41:04.637	
2 -	1:38.040	48.257	2:26.297	73.05	1.454	12:43:30.934	
3 -	1:37.236	48.361	2:25.597 (2)	73.40	0.754	12:45:56.531	
4 -	1:37.330	48.352	2:25.682 (3)	73.36	0.839	12:48:22.213	
5 -	<b>1:36.693</b>	<b>48.150</b>	<b>2:24.843 (1)</b>	<b>73.79</b>		<b>12:50:47.056</b>	

P11 10 S		Mike BRUNSDON		Kawasaki NINJA 400 - Parts Europe			
IDEAL LAP TIME : 2:24.414		BEST LAP TIME : 2:24.450		DIFFERENCE : 0.036			
LAP	SECTOR 1	SECTOR 2	LAP TIME	MPH	DIFF	TIME OF DAY	
1 -		48.421	2:33.050	69.83	8.600	12:41:05.471	
2 -	1:40.119	47.885	2:28.004	72.21	3.554	12:43:33.475	
3 -	1:36.893	<b>47.878</b>	2:24.771 (2)	73.82	0.321	12:45:58.246	
4 -	<b>1:36.536</b>	47.914	<b>2:24.450 (1)</b>	<b>73.99</b>		<b>12:48:22.696</b>	
5 -	1:36.857	48.539	2:25.396 (3)	73.51	0.946	12:50:48.092	

P12 277 S		Richard HAYWARD		Kawasaki NINJA 300 - GForce/Hayward R Ltd/SnapOn			
IDEAL LAP TIME : 2:25.393		BEST LAP TIME : 2:25.393		DIFFERENCE : 0.000			
LAP	SECTOR 1	SECTOR 2	LAP TIME	MPH	DIFF	TIME OF DAY	
1 -		48.189	2:33.489	69.63	8.096	12:41:05.910	
2 -	1:40.595	48.335	2:28.930	71.76	3.537	12:43:34.840	
3 -	<b>1:37.482</b>	<b>47.911</b>	<b>2:25.393 (1)</b>	<b>73.51</b>		<b>12:46:00.233</b>	
4 -	1:37.508	48.316	2:25.824 (2)	73.29	0.431	12:48:26.057	
5 -	1:37.893	48.963	2:26.856 (3)	72.77	1.463	12:50:52.913	

# BMCRC - MRO Championships 2023 - Rnd 3 @ Snetterton

## ACU Team Green Junior Cup & Senior Ninja Series

### RACE 7 - SECTOR ANALYSIS



SECTOR 1 = FL to I1, SECTOR 2 = I1 to FL, DIFF = Difference To Personal Best Lap, P = Crossed Finish Line in Pit Lane, D = Time Disallowed

P13		0 S	Dan ATKINSON		Kawasaki NINJA 400 -		
IDEAL LAP TIME : 2:29.255		BEST LAP TIME : 2:29.373		DIFFERENCE : 0.118			
LAP	SECTOR 1	SECTOR 2	LAP TIME	MPH	DIFF	TIME OF DAY	
1 -		50.803	2:41.454	66.19	12.081	12:41:13.875	
2 -	1:40.959	50.528	2:31.487	70.55	2.114	12:43:45.362	
3 -	1:39.580	50.118	2:29.698 (2)	71.39	0.325	12:46:15.060	
4 -	<b>1:39.515</b>	50.513	2:30.028 (3)	71.24	0.655	12:48:45.088	
5 -	1:39.633	<b>49.740</b>	<b>2:29.373 (1)</b>	<b>71.55</b>		<b>12:51:14.461</b>	

P14		400 S	Stuart THURTLE		Kawasaki NINJA 400 - TeamTortoise Racing		
IDEAL LAP TIME : 2:30.178		BEST LAP TIME : 2:30.342		DIFFERENCE : 0.164			
LAP	SECTOR 1	SECTOR 2	LAP TIME	MPH	DIFF	TIME OF DAY	
1 -		50.723	2:38.760	67.32	8.418	12:41:11.181	
2 -	1:41.306	51.115	2:32.421	70.12	2.079	12:43:43.602	
3 -	1:40.249	<b>50.231</b>	2:30.480 (2)	71.02	0.138	12:46:14.082	
4 -	1:40.234	50.432	2:30.666 (3)	70.93	0.324	12:48:44.748	
5 -	<b>1:39.947</b>	50.395	<b>2:30.342 (1)</b>	<b>71.09</b>		<b>12:51:15.090</b>	

P15		19 S	Daniel FISHER		Kawasaki NINJA -		
IDEAL LAP TIME : 2:29.148		BEST LAP TIME : 2:29.360		DIFFERENCE : 0.212			
LAP	SECTOR 1	SECTOR 2	LAP TIME	MPH	DIFF	TIME OF DAY	
1 -		51.053	2:41.298	66.26	11.938	12:41:13.719	
2 -	1:41.854	50.331	2:32.185	70.23	2.825	12:43:45.904	
3 -	1:39.413	49.947	<b>2:29.360 (1)</b>	<b>71.55</b>		<b>12:46:15.264</b>	
4 -	1:40.485	<b>49.926</b>	2:30.411 (3)	71.05	1.051	12:48:45.675	
5 -	<b>1:39.222</b>	50.453	2:29.675 (2)	71.40	0.315	12:51:15.350	

P16		54 S	Ben SCOTT		Kawasaki NINJA 250 - GI Landscapes VampTech		
IDEAL LAP TIME : 2:29.351		BEST LAP TIME : 2:29.562		DIFFERENCE : 0.211			
LAP	SECTOR 1	SECTOR 2	LAP TIME	MPH	DIFF	TIME OF DAY	
1 -		50.607	2:40.694	66.51	11.132	12:41:13.115	
2 -	1:41.417	50.342	2:31.759	70.42	2.197	12:43:44.874	
3 -	1:39.861	<b>49.879</b>	2:29.740 (2)	71.37	0.178	12:46:14.614	
4 -	1:39.824	51.456	2:31.280 (3)	70.65	1.718	12:48:45.894	
5 -	<b>1:39.472</b>	50.090	<b>2:29.562 (1)</b>	<b>71.46</b>		<b>12:51:15.456</b>	

P17		145 S	Phil ELLIS		Kawasaki NINJA 300 - Jim Holt Racing		
IDEAL LAP TIME : 2:29.823		BEST LAP TIME : 2:29.837		DIFFERENCE : 0.014			
LAP	SECTOR 1	SECTOR 2	LAP TIME	MPH	DIFF	TIME OF DAY	
1 -		<b>49.959</b>	2:39.079	67.18	9.242	12:41:11.500	
2 -	1:41.355	51.299	2:32.654	70.01	2.817	12:43:44.154	
3 -	1:40.280	50.149	2:30.429 (2)	71.05	0.592	12:46:14.583	
4 -	1:41.135	50.661	2:31.796 (3)	70.41	1.959	12:48:46.379	
5 -	<b>1:39.864</b>	49.973	<b>2:29.837 (1)</b>	<b>71.33</b>		<b>12:51:16.216</b>	

P18		33 J	Patrick KLINGE		Kawasaki NINJA 300 - Klingklong Racing		
IDEAL LAP TIME : 2:37.612		BEST LAP TIME : 2:37.612		DIFFERENCE : 0.000			
LAP	SECTOR 1	SECTOR 2	LAP TIME	MPH	DIFF	TIME OF DAY	
1 -		54.444	2:49.117	63.19	11.505	12:41:21.538	
2 -	1:47.354	54.218	2:41.572	66.15	3.960	12:44:03.110	
3 -	1:46.838	53.785	2:40.623 (3)	66.54	3.011	12:46:43.733	
4 -	1:47.011	53.081	2:40.092 (2)	66.76	2.480	12:49:23.825	
5 -	<b>1:45.064</b>	<b>52.548</b>	<b>2:37.612 (1)</b>	<b>67.81</b>		<b>12:52:01.437</b>	

# BMCRC - MRO Championships 2023 - Rnd 3 @ Snetterton

## ACU Team Green Junior Cup & Senior Ninja Series

### RACE 7 - SECTOR ANALYSIS



SECTOR 1 = FL to I1, SECTOR 2 = I1 to FL, DIFF = Difference To Personal Best Lap, P = Crossed Finish Line in Pit Lane, D = Time Disallowed

P19		11 J		Freddie BATE		Kawasaki NINJA 300 - hartjay	
IDEAL LAP TIME : 2:37.554		BEST LAP TIME : 2:37.554		DIFFERENCE : 0.000			
LAP	SECTOR 1	SECTOR 2	LAP TIME	MPH	DIFF	TIME OF DAY	
1 -		54.572	2:50.675	62.62	13.121	12:41:23.096	
2 -	1:46.693	54.131	2:40.824	66.45	3.270	12:44:03.920	
3 -	1:46.272	54.020	2:40.292 (2)	66.67	2.738	12:46:44.212	
4 -	1:46.756	53.638	2:40.394 (3)	66.63	2.840	12:49:24.606	
5 -	<b>1:44.803</b>	<b>52.751</b>	<b>2:37.554 (1)</b>	<b>67.83</b>		<b>12:52:02.160</b>	

P20		87 J		Sam ATKINSON		Kawasaki NINJA - Major Heat	
IDEAL LAP TIME : 2:40.751		BEST LAP TIME : 2:41.570		DIFFERENCE : 0.819			
LAP	SECTOR 1	SECTOR 2	LAP TIME	MPH	DIFF	TIME OF DAY	
1 -		54.383	2:49.843	62.92	8.273	12:41:22.264	
2 -	1:48.109	<b>54.306</b>	2:42.415 (2)	65.80	0.845	12:44:04.679	
3 -	<b>1:46.445</b>	55.125	<b>2:41.570 (1)</b>	<b>66.15</b>		<b>12:46:46.249</b>	
4 -	1:47.683	55.397	2:43.080 (3)	65.53	1.510	12:49:29.329	
5 -	1:48.328	55.582	2:43.910	65.20	2.340	12:52:13.239	

P21		99 S		Jack WOLFF		Kawasaki NINJA 300 - Nym Technologies Racing	
IDEAL LAP TIME :		BEST LAP TIME :		DIFFERENCE :			
LAP	SECTOR 1	SECTOR 2	LAP TIME	MPH	DIFF	TIME OF DAY	
1 -		<b>48.440</b>	2:32.552	70.06		12:41:04.973	

# BMCRC - MRO Championships 2023 - Rnd 3 @ Snetterton

## ACU Team Green Junior Cup & Senior Ninja Series

### RACE 7 - BEST SECTORS

SECTOR 1			SECTOR 2			IDEAL / BEST COMPARISON						
POS	NO	NAME	TIME	NO	NAME	TIME	POS	NO	NAME	IDEAL	BEST	DIFF
									<b>PERFECT LAP</b>	<b>2:17.724</b>		
1	34	ARBON	1:32.039	1	ATKINSON	45.685	1	34	ARBON	2:17.865	2:17.865	0.000
2	35	WESTON	1:32.570	34	ARBON	45.826	2	35	WESTON	2:18.575	2:18.575	0.000
3	1	ATKINSON	1:32.954	35	WESTON	46.005	3	1	ATKINSON	2:18.639	2:18.653	0.014
4	65	BREESE	1:34.093	31	PARK	46.284	4	65	BREESE	2:20.961	2:21.439	0.478
5	191	DANCE	1:34.337	77	WHITE	46.640	5	31	PARK	2:21.113	2:21.303	0.190
6	31	PARK	1:34.829	191	DANCE	46.853	6	191	DANCE	2:21.190	2:21.478	0.288
7	18	HIGGINS	1:35.243	65	BREESE	46.868	7	77	WHITE	2:21.908	2:22.259	0.351
8	77	WHITE	1:35.268	18	HIGGINS	46.932	8	18	HIGGINS	2:22.175	2:22.744	0.569
9	10	BRUNSDON	1:36.536	27	BROWN	47.761	9	10	BRUNSDON	2:24.414	2:24.450	0.036
10	477	WATT	1:36.693	10	BRUNSDON	47.878	10	27	BROWN	2:24.553	2:24.857	0.304
11	27	BROWN	1:36.792	277	HAYWARD	47.911	11	477	WATT	2:24.843	2:24.843	0.000
12	277	HAYWARD	1:37.482	477	WATT	48.150	12	277	HAYWARD	2:25.393	2:25.393	0.000
13	19	FISHER	1:39.222	99	WOLFF	48.440	13	19	FISHER	2:29.148	2:29.360	0.212
14	54	SCOTT	1:39.472	0	ATKINSON	49.740	14	0	ATKINSON	2:29.255	2:29.373	0.118
15	0	ATKINSON	1:39.515	54	SCOTT	49.879	15	54	SCOTT	2:29.351	2:29.562	0.211
16	145	ELLIS	1:39.864	19	FISHER	49.926	16	145	ELLIS	2:29.823	2:29.837	0.014
17	400	THURTL	1:39.947	145	ELLIS	49.959	17	400	THURTL	2:30.178	2:30.342	0.164
18	11	BATE	1:44.803	400	THURTL	50.231	18	11	BATE	2:37.554	2:37.554	0.000
19	33	KLINGE	1:45.064	33	KLINGE	52.548	19	33	KLINGE	2:37.612	2:37.612	0.000
20	87	ATKINSON	1:46.445	11	BATE	52.751	20	87	ATKINSON	2:40.751	2:41.570	0.819
21				87	ATKINSON	54.306	21	99	WOLFF			
22												

# BMCRC - MRO Championships 2023 - Rnd 3 @ Snetterton

## ACU Team Green Junior Cup & Senior Ninja Series

### RACE 7 - STATISTICS

**Competitors Started** 22  
**Planned Start** 2023-05-07 @ 12:40:00.000  
**Actual Start** 2023-05-07 @ 12:38:32.420  
**Finish Time** 2023-05-07 @ 12:50:12.325  
**Track Length** 2.9689mi.  
**Total Laps** 101  
**Total Distance Covered** 299.8600mi.

#### Session Fastest Lap History

NO	CL	NAME	LAP TIME	TIME OF DAY	LAP	VEHICLE
1	S	Phil ATKINSON	<b>2:18.653</b>	12:43:14.917	2	Kawasaki NINJA 400
35	J	Zack WESTON	<b>2:18.575</b>	12:45:37.685	3	Kawasaki NINJA 400
34	S	Oliver ARBON	<b>2:17.865</b>	12:50:14.201	5	Kawasaki NINJA 400

#### Session Leader History

NO	CL	NAME	FROM LAP	LAPS LED	DISTANCE	VEHICLE
1	S	Phil ATKINSON	1	5	14.84 miles	Kawasaki NINJA 400

#### Flag History

TYPE	TIME OF DAY
GREEN	12:38:32.420
FINISH	12:50:12.325

#### Flag Statistics

TYPE	COUNT	TOTAL LAPS	TOTAL TIME
Green	1	5	13:47.854
Red	0	0	0.000
Safety Car	0	0	0.000
FCY	0	0	0.000



# BMCRC - MRO Championships 2023 - Rnd 3 @ Snetterton

## ACU Team Green Junior Cup & Senior Ninja Series

### RACE 7 - STATISTICS

CLASS : J

9 Starters

#### Fastest Lap History

NO	NAME	LAP TIME	TIME OF DAY	LAP	VEHICLE
35	Zack WESTON	<b>2:19.642</b>	12:43:19.110	2	Kawasaki NINJA 400
35	Zack WESTON	<b>2:18.575</b>	12:45:37.685	3	Kawasaki NINJA 400

#### Leader History

NO	NAME	FROM LAP	LAPS LED	DISTANCE	VEHICLE
35	Zack WESTON	1	5	14.84 miles	Kawasaki NINJA 400

# BMCRC - MRO Championships 2023 - Rnd 3 @ Snetterton

## ACU Team Green Junior Cup & Senior Ninja Series

### RACE 7 - STATISTICS

**CLASS : S**

13 Starters

#### Fastest Lap History

NO	NAME	LAP TIME	TIME OF DAY	LAP	VEHICLE
1	Phil ATKINSON	<b>2:18.653</b>	12:43:14.917	2	Kawasaki NINJA 400
34	Oliver ARBON	<b>2:17.865</b>	12:50:14.201	5	Kawasaki NINJA 400

#### Leader History

NO	NAME	FROM LAP	LAPS LED	DISTANCE	VEHICLE
1	Phil ATKINSON	1	5	14.84 miles	Kawasaki NINJA 400

# BMCRC - MRO Championships 2023 - Rnd 3 @ Snetterton

## ACU Team Green Junior Cup & Senior Ninja Series

### RACE 18 - GRID (5 Laps)



# Kawasaki

ROW 9				25	<b>55</b> Brandon BAKER					
ROW 8	24	<b>45</b> Marley MACKENZIE	23	<b>12</b> Kees RAMSEY	22	<b>135</b> Jack NEWTON				
ROW 7		2:41.570	21	<b>87</b> Sam ATKINSON	2:37.612	20	<b>33</b> Patrick KLINGE	2:37.554	19	<b>11</b> Freddie BATE
ROW 6	18	<b>99</b> Jack WOLFF	2:30.342	17	<b>400</b> Stuart THURTLÉ	2:29.837	16	<b>145</b> Phil ELLIS		
ROW 5		2:29.562	15	<b>54</b> Ben SCOTT	2:29.373	14	<b>0</b> Dan ATKINSON	2:29.360	13	<b>19</b> Daniel FISHER
ROW 4		2:25.393	12	<b>277</b> Richard HAYWARD	2:24.857	11	<b>27</b> Ben BROWN	2:24.843	10	<b>477</b> Kade WATT
ROW 3		2:24.450	9	<b>10</b> Mike BRUNSDON	2:22.744	8	<b>18</b> George HIGGINS	2:22.259	7	<b>77</b> Joe WHITE
ROW 2		2:21.478	6	<b>191</b> Craig DANCE	2:21.439	5	<b>65</b> Konrad BREESE	2:21.303	4	<b>31</b> Robbie PARK
ROW 1		2:18.653	3	<b>1</b> Phil ATKINSON	2:18.575	2	<b>35</b> Zack WESTON	2:17.865	1	<b>34</b> Oliver ARBON
<b>Pole</b>										

Snetterton 300: 2.9689 miles

These results are provisional until the conclusion of any judicial and technical matters.

Clerk Of Course :	Stewards :	Timekeeper : Richard Evans
-------------------	------------	----------------------------

Results can be found at [www.tsl-timing.com](http://www.tsl-timing.com)

Printed - 12:56 Sunday, 07 May 2023



# BMCRC - MRO Championships 2023 - Rnd 3 @ Snetterton

## ACU Team Green Junior Cup & Senior Ninja Series

### RACE 18 - CLASSIFICATION



# Kawasaki

POS	NO	CL	PIC NAME	ENTRY	LAPS	TIME	GAP	DIFF	MPH	BEST	ON
1	34	S	1 Oliver ARBON	Kawasaki NINJA 400 - TT Plumbing and Heating	5	11:40.989			76.23	2:17.961	4
2	1	S	2 Phil ATKINSON	Kawasaki NINJA 400 - ROSE MOT/Q Oil Treatment	5	11:41.858	0.869	0.869	76.14	2:18.138	4
3	35	J	1 Zack WESTON	Kawasaki NINJA 400 - NW Racing	5	11:46.460	5.471	4.602	75.64	2:19.379	5
4	31	J	2 Robbie PARK	Kawasaki NINJA - The Biltong Banter Box	5	11:46.586	5.597	0.126	75.63	2:18.751	4
5	191	J	3 Craig DANCE	Kawasaki NINJA - 2 brothers scaffolding	5	11:52.064	11.075	5.478	75.04	2:20.344	3
6	65	S	3 Konrad BREESE	Kawasaki NINJA 400 - STIHL Racing	5	11:59.785	18.796	7.721	74.24	2:22.180	2
7	77	S	4 Joe WHITE	Kawasaki NINJA 400 - Just In Graphics /MZ CONTR	5	12:03.717	22.728	3.932	73.84	2:22.510	2
8	18	J	4 George HIGGINS	Kawasaki NINJA 400 - Aztec Racing	5	12:03.989	23.000	0.272	73.81	2:22.711	3
9	27	S	5 Ben BROWN	Kawasaki NINJA - Hunts Motorcycles	5	12:14.863	33.874	10.874	72.72	2:25.209	5
10	10	S	6 Mike BRUNSDON	Kawasaki NINJA 400 - Parts Europe	5	12:17.965	36.976	3.102	72.41	2:25.251	2
11	19	S	7 Daniel FISHER	Kawasaki NINJA -	5	12:28.386	47.397	10.421	71.40	2:27.825	4
12	54	S	8 Ben SCOTT	Kawasaki NINJA 250 - GI Landscapes VampTech	5	12:37.604	56.615	9.218	70.53	2:28.565	4
13	400	S	9 Stuart THURTLÉ	Kawasaki NINJA 400 - TeamTortoise Racing	5	12:39.511	58.522	1.907	70.36	2:29.245	5
14	0	S	10 Dan ATKINSON	Kawasaki NINJA 400 -	5	12:41.142	1:00.153	1.631	70.21	2:29.959	5
15	11	J	5 Freddie BATE	Kawasaki NINJA 300 - hartjay	5	13:12.931	1:31.942	31.789	67.39	2:37.211	2
16	33	J	6 Patrick KLINGE	Kawasaki NINJA 300 - Klingklong Racing	5	13:33.517	1:52.528	20.586	65.69	2:39.317	3
17	87	J	7 Sam ATKINSON	Kawasaki NINJA - Major Heat	5	13:40.483	1:59.494	6.966	65.13	2:41.534	3
18	135	J	8 Jack NEWTON	Kawasaki NINJA 300 -	5	14:03.520	2:22.531	23.037	63.35	2:44.232	3

#### NOT CLASSIFIED

DNF	477	J	Kade WATT	Kawasaki NINJA 400 - JMF Contracts	1	2:29.273	4 Laps	4 Laps	71.60		
-----	-----	---	-----------	------------------------------------	---	----------	--------	--------	-------	--	--

#### FASTEST LAP

	34	S	Oliver ARBON	Kawasaki NINJA 400 - TT Plumbing and Heating	4	2:17.961		77.47 mph		124.67 kph	
	31	J	Robbie PARK	Kawasaki NINJA - The Biltong Banter Box	4	2:18.751		77.03 mph		123.96 kph	

Class S - 92.5% of Race Speed = 70.51 mph

Class J - 92.5% of Race Speed = 69.96 mph

Weather / Track : Sunny / Dry

These results are provisional until the conclusion of any judicial and technical matters.

Race Distance: 5 Laps / 14.84 miles

Snetterton 300: 2.9689 miles

Date: 07/05/2023 Start: 16:37 Finish: 16:49

Clerk Of Course :	Stewards :	Timekeeper : Richard Evans
-------------------	------------	----------------------------

Results can be found at [www.tsl-timing.com](http://www.tsl-timing.com)

Printed - 16:52 Sunday, 07 May 2023



# BMCRC - MRO Championships 2023 - Rnd 3 @ Snetterton

## ACU Team Green Junior Cup & Senior Ninja Series

### RACE 18 - LAP CHART

LAP 1 @ 16:40:09.384			LAP 4 @ 16:47:05.650		
NO	BEHIND	LAP TIME	NO	BEHIND	LAP TIME

34		2:25.673	34		2:17.961
1	0.333	2:26.006	1	0.388	2:18.138
191	1.572	2:27.245	35	5.142	2:19.612
31	1.716	2:27.389	31	5.251	2:18.751
35	1.733	2:27.406	191	6.776	2:20.441
65	2.252	2:27.925	65	13.156	2:22.457
477	3.600	2:29.273	77	18.723	2:23.550
18	5.136	2:30.809	18	19.244	2:24.152
77	5.242	2:30.915	27	27.715	2:26.111
27	7.006	2:32.679	10	28.218	2:25.961
10	7.764	2:33.437	19	38.529	2:27.825
19	10.293	2:35.966	54	46.219	2:28.565
400	11.462	2:37.135	400	48.327	2:30.757
54	12.675	2:38.348	0	49.244	2:31.503
0	12.961	2:38.634	11	1:13.147	2:37.887
11	15.982	2:41.655	33	1:27.832	2:42.427
33	21.522	2:47.195	87	1:33.546	2:43.235
87	23.198	2:48.871	135	1:54.969	2:54.025
135	27.330	2:53.003			

LAP 2 @ 16:42:28.501			LAP 5 @ 16:49:24.700		
NO	BEHIND	LAP TIME	NO	BEHIND	LAP TIME

34		2:19.117	34		2:19.050
1	0.163	2:18.947	1	0.869	2:19.531
35	2.581	2:19.965	35	5.471	2:19.379
191	3.140	2:20.685	31	5.597	2:19.396
31	3.351	2:20.752	191	11.075	2:23.349
65	5.315	2:22.180	65	18.796	2:24.690
77	8.635	2:22.510	77	22.728	2:23.055
18	9.530	2:23.511	18	23.000	2:22.806
27	13.414	2:25.525	27	33.874	2:25.209
10	13.898	2:25.251	10	36.976	2:27.808
19	19.889	2:28.713	19	47.397	2:27.918
400	23.116	2:30.771	54	56.615	2:29.446
0	23.975	2:30.131	400	58.522	2:29.245
54	24.562	2:31.004	0	1:00.153	2:29.959
11	34.076	2:37.211	11	1:31.942	2:37.845
33	43.237	2:40.832	33	1:52.528	2:43.746
87	45.926	2:41.845	87	1:59.494	2:44.998
135	53.861	2:45.648	135	2:22.531	2:46.612

LAP 3 @ 16:44:47.689		
NO	BEHIND	LAP TIME

34		2:19.188
1	0.211	2:19.236
35	3.491	2:20.098
191	4.296	2:20.344
31	4.461	2:20.298
65	8.660	2:22.533
18	13.053	2:22.711
77	13.134	2:23.687
27	19.565	2:25.339
10	20.218	2:25.508
19	28.665	2:27.964
400	35.531	2:31.603
54	35.615	2:30.241
0	35.702	2:30.915
11	53.221	2:38.333
33	1:03.366	2:39.317
87	1:08.272	2:41.534
135	1:18.905	2:44.232

# BMCRC - MRO Championships 2023 - Rnd 3 @ Snetterton

## ACU Team Green Junior Cup & Senior Ninja Series

### RACE 18 - POSITION CHART

No	Name	Lap					
		Pos	1	2	3	4	5
34	ARBON	1	34	34	34	34	34
35	WESTON	2	1	1	1	1	1
1	ATKINSON	3	191	35	35	35	35
31	PARK	4	31	191	191	31	31
65	BREESE	5	35	31	31	191	191
191	DANCE	6	65	65	65	65	65
77	WHITE	7	477	77	18	77	77
18	HIGGINS	8	18	18	77	18	18
10	BRUNSDON	9	77	27	27	27	27
477	WATT	10	27	10	10	10	10
27	BROWN	11	10	19	19	19	19
19	FISHER	12	19	400	400	54	54
0	ATKINSON	13	400	0	54	400	400
54	SCOTT	14	54	54	0	0	0
400	THURTL	15	0	11	11	11	11
11	BATE	16	11	33	33	33	33
33	KLINGE	17	33	87	87	87	87
87	ATKINSON	18	87	135	135	135	135
135	NEWTON	19	135				

# BMCRC - MRO Championships 2023 - Rnd 3 @ Snetterton

## ACU Team Green Junior Cup & Senior Ninja Series

### RACE 18 - SECTOR ANALYSIS



SECTOR 1 = FL to I1, SECTOR 2 = I1 to FL, DIFF = Difference To Personal Best Lap, P = Crossed Finish Line in Pit Lane, D = Time Disallowed

P1		34 S		Oliver ARBON		Kawasaki NINJA 400 - TT Plumbing and Heating	
IDEAL LAP TIME : 2:17.605		BEST LAP TIME : 2:17.961		DIFFERENCE : 0.356			
LAP	SECTOR 1	SECTOR 2	LAP TIME	MPH	DIFF	TIME OF DAY	
1 -		46.980	2:25.673	73.37	7.712	16:40:09.384	
2 -	<b>1:32.733</b>	46.384	2:19.117 (3)	76.82	1.156	16:42:28.501	
3 -	1:32.965	46.223	2:19.188	76.78	1.227	16:44:47.689	
4 -	1:33.089	<b>44.872</b>	<b>2:17.961 (1)</b>	<b>77.47</b>		<b>16:47:05.650</b>	
5 -	1:32.737	46.313	2:19.050 (2)	76.86	1.089	16:49:24.700	

P2		1 S		Phil ATKINSON		Kawasaki NINJA 400 - ROSE MOT/Q Oil Treatments	
IDEAL LAP TIME : 2:18.138		BEST LAP TIME : 2:18.138		DIFFERENCE : 0.000			
LAP	SECTOR 1	SECTOR 2	LAP TIME	MPH	DIFF	TIME OF DAY	
1 -		46.137	2:26.006	73.20	7.868	16:40:09.717	
2 -	1:32.639	46.308	2:18.947 (2)	76.92	0.809	16:42:28.664	
3 -	1:33.209	46.027	2:19.236 (3)	76.76	1.098	16:44:47.900	
4 -	<b>1:32.499</b>	<b>45.639</b>	<b>2:18.138 (1)</b>	<b>77.37</b>		<b>16:47:06.038</b>	
5 -	1:32.631	46.900	2:19.531	76.60	1.393	16:49:25.569	

P3		35 J		Zack WESTON		Kawasaki NINJA 400 - NW Racing	
IDEAL LAP TIME : 2:19.275		BEST LAP TIME : 2:19.379		DIFFERENCE : 0.104			
LAP	SECTOR 1	SECTOR 2	LAP TIME	MPH	DIFF	TIME OF DAY	
1 -		47.484	2:27.406	72.50	8.027	16:40:11.117	
2 -	1:33.731	46.234	2:19.965 (3)	76.36	0.586	16:42:31.082	
3 -	1:34.220	<b>45.878</b>	2:20.098	76.29	0.719	16:44:51.180	
4 -	1:33.428	46.184	2:19.612 (2)	76.55	0.233	16:47:10.792	
5 -	<b>1:33.397</b>	45.982	<b>2:19.379 (1)</b>	<b>76.68</b>		<b>16:49:30.171</b>	

P4		31 J		Robbie PARK		Kawasaki NINJA - The Biltong Banter Box	
IDEAL LAP TIME : 2:18.751		BEST LAP TIME : 2:18.751		DIFFERENCE : 0.000			
LAP	SECTOR 1	SECTOR 2	LAP TIME	MPH	DIFF	TIME OF DAY	
1 -		47.453	2:27.389	72.51	8.638	16:40:11.100	
2 -	1:33.829	46.923	2:20.752	75.93	2.001	16:42:31.852	
3 -	1:33.610	46.688	2:20.298 (3)	76.18	1.547	16:44:52.150	
4 -	<b>1:33.147</b>	<b>45.604</b>	<b>2:18.751 (1)</b>	<b>77.03</b>		<b>16:47:10.901</b>	
5 -	1:33.325	46.071	2:19.396 (2)	76.67	0.645	16:49:30.297	

P5		191 J		Craig DANCE		Kawasaki NINJA - 2 brothers scaffolding	
IDEAL LAP TIME : 2:20.293		BEST LAP TIME : 2:20.344		DIFFERENCE : 0.051			
LAP	SECTOR 1	SECTOR 2	LAP TIME	MPH	DIFF	TIME OF DAY	
1 -		47.490	2:27.245	72.58	6.901	16:40:10.956	
2 -	1:33.852	46.833	2:20.685 (3)	75.97	0.341	16:42:31.641	
3 -	<b>1:33.725</b>	46.619	<b>2:20.344 (1)</b>	<b>76.15</b>		<b>16:44:51.985</b>	
4 -	1:33.873	<b>46.568</b>	2:20.441 (2)	76.10	0.097	16:47:12.426	
5 -	1:35.118	48.231	2:23.349	74.55	3.005	16:49:35.775	

P6		65 S		Konrad BREESE		Kawasaki NINJA 400 - STIHL Racing	
IDEAL LAP TIME : 2:21.893		BEST LAP TIME : 2:22.180		DIFFERENCE : 0.287			
LAP	SECTOR 1	SECTOR 2	LAP TIME	MPH	DIFF	TIME OF DAY	
1 -		<b>46.819</b>	2:27.925	72.25	5.745	16:40:11.636	
2 -	1:35.225	46.955	<b>2:22.180 (1)</b>	<b>75.17</b>		<b>16:42:33.816</b>	
3 -	1:35.256	47.277	2:22.533 (3)	74.98	0.353	16:44:56.349	
4 -	<b>1:35.074</b>	47.383	2:22.457 (2)	75.02	0.277	16:47:18.806	
5 -	1:36.633	48.057	2:24.690	73.86	2.510	16:49:43.496	

# BMCRC - MRO Championships 2023 - Rnd 3 @ Snetterton

## ACU Team Green Junior Cup & Senior Ninja Series

### RACE 18 - SECTOR ANALYSIS



SECTOR 1 = FL to I1, SECTOR 2 = I1 to FL, DIFF = Difference To Personal Best Lap, P = Crossed Finish Line in Pit Lane, D = Time Disallowed

P7 77 S		Joe WHITE		Kawasaki NINJA 400 - Just In Graphics /MZ CONTRACTS/ Silver			
IDEAL LAP TIME : 2:22.510		BEST LAP TIME : 2:22.510		DIFFERENCE : 0.000			
LAP	SECTOR 1	SECTOR 2	LAP TIME	MPH	DIFF	TIME OF DAY	
1 -		47.433	2:30.915	70.82	8.405	16:40:14.626	
2 -	<b>1:35.510</b>	<b>47.000</b>	<b>2:22.510 (1)</b>	<b>74.99</b>		<b>16:42:37.136</b>	
3 -	1:35.733	47.954	2:23.687	74.38	1.177	16:45:00.823	
4 -	1:36.505	47.045	2:23.550 (3)	74.45	1.040	16:47:24.373	
5 -	1:35.773	47.282	2:23.055 (2)	74.71	0.545	16:49:47.428	

P8 18 J		George HIGGINS		Kawasaki NINJA 400 - Aztec Racing			
IDEAL LAP TIME : 2:22.223		BEST LAP TIME : 2:22.711		DIFFERENCE : 0.488			
LAP	SECTOR 1	SECTOR 2	LAP TIME	MPH	DIFF	TIME OF DAY	
1 -		48.135	2:30.809	70.87	8.098	16:40:14.520	
2 -	1:36.214	47.297	2:23.511 (3)	74.47	0.800	16:42:38.031	
3 -	<b>1:34.975</b>	47.736	<b>2:22.711 (1)</b>	<b>74.89</b>		<b>16:45:00.742</b>	
4 -	1:36.668	47.484	2:24.152	74.14	1.441	16:47:24.894	
5 -	1:35.558	<b>47.248</b>	2:22.806 (2)	74.84	0.095	16:49:47.700	

P9 27 S		Ben BROWN		Kawasaki NINJA - Hunts Motorcycles			
IDEAL LAP TIME : 2:24.923		BEST LAP TIME : 2:25.209		DIFFERENCE : 0.286			
LAP	SECTOR 1	SECTOR 2	LAP TIME	MPH	DIFF	TIME OF DAY	
1 -		48.310	2:32.679	70.00	7.470	16:40:16.390	
2 -	1:36.891	48.634	2:25.525 (3)	73.44	0.316	16:42:41.915	
3 -	<b>1:36.779</b>	48.560	2:25.339 (2)	73.53	0.130	16:45:07.254	
4 -	1:37.481	48.630	2:26.111	73.15	0.902	16:47:33.365	
5 -	1:37.065	<b>48.144</b>	<b>2:25.209 (1)</b>	<b>73.60</b>		<b>16:49:58.574</b>	

P10 10 S		Mike BRUNSDON		Kawasaki NINJA 400 - Parts Europe			
IDEAL LAP TIME : 2:25.201		BEST LAP TIME : 2:25.251		DIFFERENCE : 0.050			
LAP	SECTOR 1	SECTOR 2	LAP TIME	MPH	DIFF	TIME OF DAY	
1 -		49.097	2:33.437	69.65	8.186	16:40:17.148	
2 -	1:36.678	<b>48.573</b>	<b>2:25.251 (1)</b>	<b>73.58</b>		<b>16:42:42.399</b>	
3 -	<b>1:36.628</b>	48.880	2:25.508 (2)	73.45	0.257	16:45:07.907	
4 -	1:36.791	49.170	2:25.961 (3)	73.22	0.710	16:47:33.868	
5 -	1:36.679	51.129	2:27.808	72.31	2.557	16:50:01.676	

P11 19 S		Daniel FISHER		Kawasaki NINJA -			
IDEAL LAP TIME : 2:27.737		BEST LAP TIME : 2:27.825		DIFFERENCE : 0.088			
LAP	SECTOR 1	SECTOR 2	LAP TIME	MPH	DIFF	TIME OF DAY	
1 -		49.279	2:35.966	68.52	8.141	16:40:19.677	
2 -	1:39.267	49.446	2:28.713	71.87	0.888	16:42:48.390	
3 -	1:38.583	49.381	2:27.964 (3)	72.23	0.139	16:45:16.354	
4 -	<b>1:38.564</b>	49.261	<b>2:27.825 (1)</b>	<b>72.30</b>		<b>16:47:44.179</b>	
5 -	1:38.745	<b>49.173</b>	2:27.918 (2)	72.25	0.093	16:50:12.097	

P12 54 S		Ben SCOTT		Kawasaki NINJA 250 - GI Landscapes VampTech			
IDEAL LAP TIME : 2:28.565		BEST LAP TIME : 2:28.565		DIFFERENCE : 0.000			
LAP	SECTOR 1	SECTOR 2	LAP TIME	MPH	DIFF	TIME OF DAY	
1 -		50.352	2:38.348	67.49	9.783	16:40:22.059	
2 -	1:40.392	50.612	2:31.004	70.78	2.439	16:42:53.063	
3 -	1:39.750	50.491	2:30.241 (3)	71.13	1.676	16:45:23.304	
4 -	<b>1:39.229</b>	<b>49.336</b>	<b>2:28.565 (1)</b>	<b>71.94</b>		<b>16:47:51.869</b>	
5 -	1:39.582	49.864	2:29.446 (2)	71.51	0.881	16:50:21.315	



# BMCRC - MRO Championships 2023 - Rnd 3 @ Snetterton

## ACU Team Green Junior Cup & Senior Ninja Series

### RACE 18 - SECTOR ANALYSIS



SECTOR 1 = FL to I1, SECTOR 2 = I1 to FL, DIFF = Difference To Personal Best Lap, P = Crossed Finish Line in Pit Lane, D = Time Disallowed

P13 400 S		Stuart THURTLÉ		Kawasaki NINJA 400 - TeamTortoise Racing		
IDEAL LAP TIME : 2:29.196		BEST LAP TIME : 2:29.245		DIFFERENCE : 0.049		
LAP	SECTOR 1	SECTOR 2	LAP TIME	MPH	DIFF	TIME OF DAY
1 -		50.431	2:37.135	68.01	7.890	16:40:20.846
2 -	1:40.331	50.440	2:30.771 (3)	70.88	1.526	16:42:51.617
3 -	1:40.849	50.754	2:31.603	70.50	2.358	16:45:23.220
4 -	1:41.011	<b>49.746</b>	2:30.757 (2)	70.89	1.512	16:47:53.977
5 -	<b>1:39.450</b>	49.795	<b>2:29.245 (1)</b>	<b>71.61</b>		<b>16:50:23.222</b>

P14 0 S		Dan ATKINSON		Kawasaki NINJA 400 -		
IDEAL LAP TIME : 2:29.530		BEST LAP TIME : 2:29.959		DIFFERENCE : 0.429		
LAP	SECTOR 1	SECTOR 2	LAP TIME	MPH	DIFF	TIME OF DAY
1 -		<b>49.834</b>	2:38.634	67.37	8.675	16:40:22.345
2 -	1:40.155	49.976	2:30.131 (2)	71.19	0.172	16:42:52.476
3 -	1:40.118	50.797	2:30.915 (3)	70.82	0.956	16:45:23.391
4 -	1:41.338	50.165	2:31.503	70.54	1.544	16:47:54.894
5 -	<b>1:39.696</b>	50.263	<b>2:29.959 (1)</b>	<b>71.27</b>		<b>16:50:24.853</b>

P15 11 J		Freddie BATE		Kawasaki NINJA 300 - hartjay		
IDEAL LAP TIME : 2:35.454		BEST LAP TIME : 2:37.211		DIFFERENCE : 1.757		
LAP	SECTOR 1	SECTOR 2	LAP TIME	MPH	DIFF	TIME OF DAY
1 -		<b>51.627</b>	2:41.655	66.11	4.444	16:40:25.366
2 -	1:44.223	52.988	<b>2:37.211 (1)</b>	<b>67.98</b>		<b>16:43:02.577</b>
3 -	1:45.083	53.250	2:38.333	67.50	1.122	16:45:40.910
4 -	1:45.094	52.793	2:37.887 (3)	67.69	0.676	16:48:18.797
5 -	<b>1:43.827</b>	54.018	2:37.845 (2)	67.71	0.634	16:50:56.642

P16 33 J		Patrick KLINGE		Kawasaki NINJA 300 - Klingklong Racing		
IDEAL LAP TIME : 2:39.317		BEST LAP TIME : 2:39.317		DIFFERENCE : 0.000		
LAP	SECTOR 1	SECTOR 2	LAP TIME	MPH	DIFF	TIME OF DAY
1 -		53.588	2:47.195	63.92	7.878	16:40:30.906
2 -	1:47.329	53.503	2:40.832 (2)	66.45	1.515	16:43:11.738
3 -	<b>1:46.365</b>	<b>52.952</b>	<b>2:39.317 (1)</b>	<b>67.08</b>		<b>16:45:51.055</b>
4 -	1:48.096	54.331	2:42.427 (3)	65.80	3.110	16:48:33.482
5 -	1:49.081	54.665	2:43.746	65.27	4.429	16:51:17.228

P17 87 J		Sam ATKINSON		Kawasaki NINJA - Major Heat		
IDEAL LAP TIME : 2:40.501		BEST LAP TIME : 2:41.534		DIFFERENCE : 1.033		
LAP	SECTOR 1	SECTOR 2	LAP TIME	MPH	DIFF	TIME OF DAY
1 -		<b>54.020</b>	2:48.871	63.29	7.337	16:40:32.582
2 -	1:47.043	54.802	2:41.845 (2)	66.03	0.311	16:43:14.427
3 -	<b>1:46.481</b>	55.053	<b>2:41.534 (1)</b>	<b>66.16</b>		<b>16:45:55.961</b>
4 -	1:47.876	55.359	2:43.235 (3)	65.47	1.701	16:48:39.196
5 -	1:49.107	55.891	2:44.998	64.77	3.464	16:51:24.194

P18 135 J		Jack NEWTON		Kawasaki NINJA 300 -		
IDEAL LAP TIME : 2:44.232		BEST LAP TIME : 2:44.232		DIFFERENCE : 0.000		
LAP	SECTOR 1	SECTOR 2	LAP TIME	MPH	DIFF	TIME OF DAY
1 -		55.359	2:53.003	61.77	8.771	16:40:36.714
2 -	1:49.823	55.825	2:45.648 (2)	64.52	1.416	16:43:22.362
3 -	<b>1:49.262</b>	<b>54.970</b>	<b>2:44.232 (1)</b>	<b>65.07</b>		<b>16:46:06.594</b>
4 -	1:50.526	1:03.499	2:54.025	61.41	9.793	16:49:00.619
5 -	1:50.872	55.740	2:46.612 (3)	64.14	2.380	16:51:47.231

# BMCRC - MRO Championships 2023 - Rnd 3 @ Snetterton

## ACU Team Green Junior Cup & Senior Ninja Series

### RACE 18 - SECTOR ANALYSIS



SECTOR 1 = FL to I1, SECTOR 2 = I1 to FL, DIFF = Difference To Personal Best Lap, P = Crossed Finish Line in Pit Lane, D = Time Disallowed

<b>P19</b>	<b>477 J</b>	<b>Kade WATT</b>	Kawasaki NINJA 400 - JMF Contracts			
IDEAL LAP TIME :		BEST LAP TIME :		DIFFERENCE :		
LAP	SECTOR 1	SECTOR 2	LAP TIME	MPH	DIFF	TIME OF DAY
1 -		<b>47.512</b>	2:29.273	71.60		16:40:12.984

# BMCRC - MRO Championships 2023 - Rnd 3 @ Snetterton

## ACU Team Green Junior Cup & Senior Ninja Series

### RACE 18 - BEST SECTORS

SECTOR 1			SECTOR 2			IDEAL / BEST COMPARISON						
POS	NO	NAME	TIME	NO	NAME	TIME	POS	NO	NAME	IDEAL	BEST	DIFF
									<b>PERFECT LAP</b>	<b>2:17.371</b>		
1	1	ATKINSON	<b>1:32.499</b>	34	ARBON	<b>44.872</b>	1	34	ARBON	2:17.605	2:17.961	<b>0.356</b>
2	34	ARBON	<b>1:32.733</b>	31	PARK	<b>45.604</b>	2	1	ATKINSON	2:18.138	2:18.138	<b>0.000</b>
3	31	PARK	<b>1:33.147</b>	1	ATKINSON	<b>45.639</b>	3	31	PARK	2:18.751	2:18.751	<b>0.000</b>
4	35	WESTON	<b>1:33.397</b>	35	WESTON	<b>45.878</b>	4	35	WESTON	2:19.275	2:19.379	<b>0.104</b>
5	191	DANCE	<b>1:33.725</b>	191	DANCE	<b>46.568</b>	5	191	DANCE	2:20.293	2:20.344	<b>0.051</b>
6	18	HIGGINS	<b>1:34.975</b>	65	BREESE	<b>46.819</b>	6	65	BREESE	2:21.893	2:22.180	<b>0.287</b>
7	65	BREESE	<b>1:35.074</b>	77	WHITE	<b>47.000</b>	7	18	HIGGINS	2:22.223	2:22.711	<b>0.488</b>
8	77	WHITE	<b>1:35.510</b>	18	HIGGINS	<b>47.248</b>	8	77	WHITE	2:22.510	2:22.510	<b>0.000</b>
9	10	BRUNSDON	<b>1:36.628</b>	477	WATT	<b>47.512</b>	9	27	BROWN	2:24.923	2:25.209	<b>0.286</b>
10	27	BROWN	<b>1:36.779</b>	27	BROWN	<b>48.144</b>	10	10	BRUNSDON	2:25.201	2:25.251	<b>0.050</b>
11	19	FISHER	<b>1:38.564</b>	10	BRUNSDON	<b>48.573</b>	11	19	FISHER	2:27.737	2:27.825	<b>0.088</b>
12	54	SCOTT	<b>1:39.229</b>	19	FISHER	<b>49.173</b>	12	54	SCOTT	2:28.565	2:28.565	<b>0.000</b>
13	400	THURTL	<b>1:39.450</b>	54	SCOTT	<b>49.336</b>	13	400	THURTL	2:29.196	2:29.245	<b>0.049</b>
14	0	ATKINSON	<b>1:39.696</b>	400	THURTL	<b>49.746</b>	14	0	ATKINSON	2:29.530	2:29.959	<b>0.429</b>
15	11	BATE	<b>1:43.827</b>	0	ATKINSON	<b>49.834</b>	15	11	BATE	2:35.454	2:37.211	<b>1.757</b>
16	33	KLINGE	<b>1:46.365</b>	11	BATE	<b>51.627</b>	16	33	KLINGE	2:39.317	2:39.317	<b>0.000</b>
17	87	ATKINSON	<b>1:46.481</b>	33	KLINGE	<b>52.952</b>	17	87	ATKINSON	2:40.501	2:41.534	<b>1.033</b>
18	135	NEWTON	<b>1:49.262</b>	87	ATKINSON	<b>54.020</b>	18	135	NEWTON	2:44.232	2:44.232	<b>0.000</b>
19				135	NEWTON	<b>54.970</b>	19	477	WATT			

# BMCRC - MRO Championships 2023 - Rnd 3 @ Snetterton

## ACU Team Green Junior Cup & Senior Ninja Series

### RACE 18 - STATISTICS

**Competitors Started** 19  
**Planned Start** 2023-05-07 @ 16:30:00.000  
**Actual Start** 2023-05-07 @ 16:37:43.710  
**Finish Time** 2023-05-07 @ 16:49:24.699  
**Track Length** 2.9689mi.  
**Total Laps** 91  
**Total Distance Covered** 270.1709mi.

#### Session Fastest Lap History

NO	CL	NAME	LAP TIME	TIME OF DAY	LAP	VEHICLE
34	S	Oliver ARBON	<b>2:19.117</b>	16:42:28.527	2	Kawasaki NINJA 400
1	S	Phil ATKINSON	<b>2:18.947</b>	16:42:28.669	2	Kawasaki NINJA 400
34	S	Oliver ARBON	<b>2:17.961</b>	16:47:05.677	4	Kawasaki NINJA 400

#### Session Leader History

NO	CL	NAME	FROM LAP	LAPS LED	DISTANCE	VEHICLE
34	S	Oliver ARBON	1	5	14.84 miles	Kawasaki NINJA 400

#### Flag History

TYPE	TIME OF DAY
GREEN	16:37:43.710
FINISH	16:49:24.699

#### Flag Statistics

TYPE	COUNT	TOTAL LAPS	TOTAL TIME
Green	1	5	14:08.973
Red	0	0	0.000
Safety Car	0	0	0.000
FCY	0	0	0.000

# BMCRC - MRO Championships 2023 - Rnd 3 @ Snetterton

## ACU Team Green Junior Cup & Senior Ninja Series

### RACE 18 - STATISTICS

CLASS : J

9 Starters

#### Fastest Lap History

NO	NAME	LAP TIME	TIME OF DAY	LAP	VEHICLE
35	Zack WESTON	<b>2:19.965</b>	16:42:31.093	2	Kawasaki NINJA 400
35	Zack WESTON	<b>2:19.612</b>	16:47:10.803	4	Kawasaki NINJA 400
31	Robbie PARK	<b>2:18.751</b>	16:47:10.907	4	Kawasaki NINJA

#### Leader History

NO	NAME	FROM LAP	LAPS LED	DISTANCE	VEHICLE
191	Craig DANCE	1	1	2.96 miles	Kawasaki NINJA
35	Zack WESTON	2	4	11.87 miles	Kawasaki NINJA 400

# BMCRC - MRO Championships 2023 - Rnd 3 @ Snetterton

## ACU Team Green Junior Cup & Senior Ninja Series

### RACE 18 - STATISTICS

**CLASS : S**

10 Starters

#### Fastest Lap History

NO	NAME	LAP TIME	TIME OF DAY	LAP	VEHICLE
34	Oliver ARBON	<b>2:19.117</b>	16:42:28.527	2	Kawasaki NINJA 400
1	Phil ATKINSON	<b>2:18.947</b>	16:42:28.669	2	Kawasaki NINJA 400
34	Oliver ARBON	<b>2:17.961</b>	16:47:05.677	4	Kawasaki NINJA 400

#### Leader History

NO	NAME	FROM LAP	LAPS LED	DISTANCE	VEHICLE
34	Oliver ARBON	1	5	14.84 miles	Kawasaki NINJA 400



# REACTIVE PARTS MRO POWERBIKES inc CIGMA RACING CLUBMAN 1000



BMCRC-MRO Championships - Round 3  
Snetterton 300  
6<sup>th</sup> / 7<sup>th</sup> May 2023



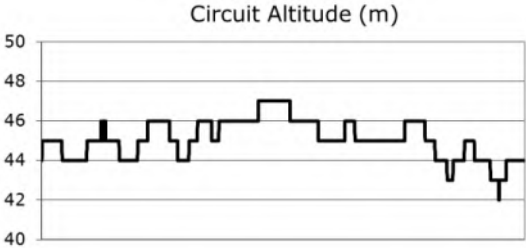
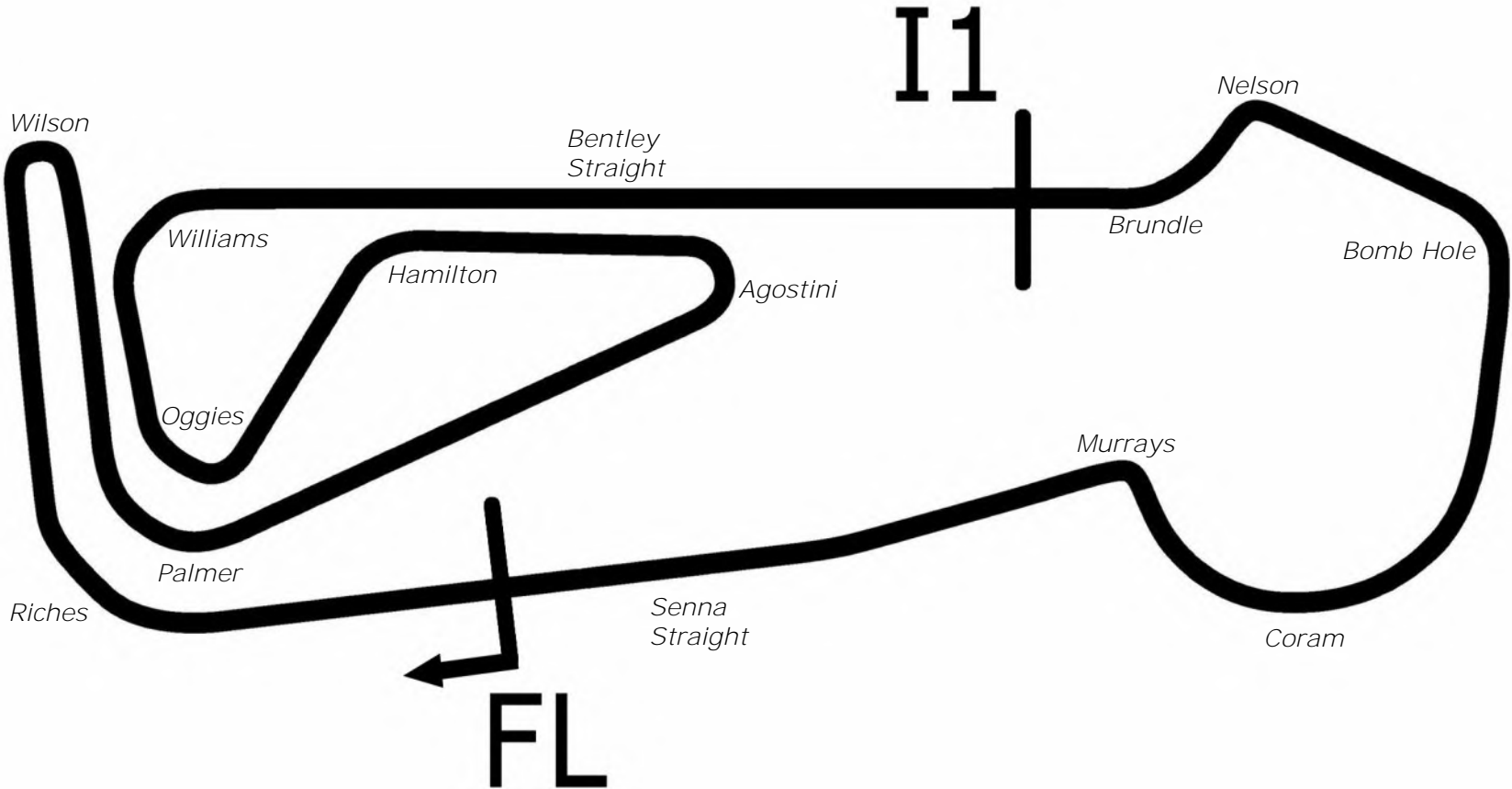
Timing & Results Provided by Timing Solutions Ltd

[www.tsl-timing.com](http://www.tsl-timing.com)

# Snetterton 300



**SPORTS TIMING**  
**TIMING SOLUTIONS LTD**



Length	2.9689 miles	4778.0 m		
FL		52.46340 N	0.94476 E	
I1	3198m	52.46617 N	0.94964 E	
Pit Entry	4572m	52.46364 N	0.94774 E	
Pit Exit	40m after FL	52.46338 N	0.94420 E	
Pit Entry-Pit Exit 246m, 17.7s @50kph, 14.7s @60kph				





# BMCRC - MRO Championships 2023 - Rnd 3 @ Snetterton

## Reactive Parts MRO Powerbikes inc Clubman 1000 / Thunderbike Ultra QUALIFYING - CLASSIFICATION



POS	NO	CL	PIC NAME	ENTRY	TIME	ON	LAPS	GAP	DIFF	MPH
1	26		1 Josh WAINWRIGHT	Honda CBR1000RR - JW MOT Centre	1:58.036	5	5			90.54
2	48		2 Nicky WILSON	Suzuki GSXR 1000 - Demon GP/Haslemere Motorcycle	2:01.354	3	5	3.318	3.318	88.07
3	2		3 Peter BAKER	Kawasaki ZX10 -	2:02.828	4	5	4.792	1.474	87.01
4	21		4 Jack CROUCHER	Kawasaki ZX10R - Trendy lofts / croucher carpentry / pr	2:03.179	2	2	5.143	0.351	86.76
5	53		5 Seamus McGLYNN	Yamaha R1 - S and d build and design Ltd	2:03.274	3	5	5.238	0.095	86.70
6	224	C	1 Lee HEALEY	Suzuki GSXR 1000R - Wilvin UK Ltd / Uniq3 Projects Li	2:06.074	4	5	8.038	2.800	84.77
7	60		6 Jack YOUNGE	Kawasaki ZX10R - Chase Timber products	2:06.759	4	5	8.723	0.685	84.31
8	78	U	1 Jamie THOMAS	Suzuki GSXR 1000 - Team RubyRacing DART Motorsp	2:07.493	5	5	9.457	0.734	83.83
9	37	C	2 Clayton GROVER	Yamaha R1 - Grover stunts	2:08.062	4	5	10.026	0.569	83.46
10	5	U	2 Stacey KILLWORTH	Suzuki GSXR 1000 - Greenplant/Everns	2:09.700	5	5	11.664	1.638	82.40
11	87	C	3 Karl THOMPSON	Yamaha R1 - #Teamrace	2:09.948	4	4	11.912	0.248	82.24
12	58	U	3 Michael ALLEN	Kawasaki ZX10R -	2:09.975	5	5	11.939	0.027	82.23
13	22		7 Phil ROOKE	Kawasaki ZX10RR - Fly a Spitfire Biggin Hill	2:10.380	2	2	12.344	0.405	81.97
14	91	C	4 Chris TAYLOR	BMW S1000RR - Cam Civils and Landscaping LTD	2:10.689	3	4	12.653	0.309	81.78
15	800	U	4 Morgan CREASEY	Suzuki GSXR 1000 K7 - Warics Ltd	2:12.146	4	4	14.110	1.457	80.88
16	23	U	5 Justin ROSE	Yamaha R1 -	2:12.606	4	4	14.570	0.460	80.60
17	18	C	5 Sigitas CERNAUSKAS	Yamaha R1 - SC MOTO	2:14.213	4	4	16.177	1.607	79.63
18	165	U	6 Richard BUTT	Suzuki GSXR1000 - Michelle Harvey	2:14.922	2	3	16.886	0.709	79.21
19	129	C	6 Cecil DINSMORE	Suzuki GSXR 1000 - KnC Motorsport	2:15.616	4	4	17.580	0.694	78.81
20	188		8 Dawid KRAWIECKI	Yamaha R1 - Code Blue LTD & D A East Electrical	2:16.075	1	4	18.039	0.459	78.54
21	30	C	7 Alex PENRICE	Yamaha R1 - AP Motorcycles	2:16.376	2	3	18.340	0.301	78.37
22	169	U	7 Cory SMITH	Suzuki 1000 -	2:16.383	4	4	18.347	0.007	78.36
23	96	U	8 Pete SCOTT	Suzuki GSXR1000K5 - South Hill MOT Centre	2:16.691	4	4	18.655	0.308	78.19
24	184	C	8 Martyn DELLOW	Suzuki GSXR1000 - Kirdford Shotblasting	2:16.728	4	5	18.692	0.037	78.17
25	28		9 Louis O'REGAN	Aprilia RSV4 -	2:17.041	2	2	19.005	0.313	77.99
26	63		10 Matthew WREN	Suzuki GSXR - TBR performance	2:17.350	3	3	19.314	0.309	77.81
27	46	C	9 Simon GATES	Yamaha YZF R1 - T.A Roden LTD / Canine Plus Hydro	2:18.335	4	4	20.299	0.985	77.26
28	7	C	10 Seb JENKINS	Suzuki GSX-R 1000 K6 - Long hours and hard graft	2:18.596	1	1	20.560	0.261	77.11
29	19	U	11 Tyler DONOVAN	Kawasaki ZX10R - Tinder Corp	2:19.101	4	4	21.065	0.505	76.83
30	281	C	11 Daniel FARLEY	Suzuki GSXR - F-TECH FIRE & ELECTRICAL LTD	2:19.463	3	3	21.427	0.362	76.63
31	34	C	12 Ben CHEESEMAN	Kawasaki ZX10RR - BCH Services Kent Ltd	2:20.403	4	4	22.367	0.940	76.12
32	4	C	13 Remi MATUZAS	Yamaha R1 - B INTERIORS	2:20.831	3	3	22.795	0.428	75.89
33	261	C	14 Roberto DI GREGORIO	Ducati 899 PANIGALE - Physio Healthy	2:21.466	2	4	23.430	0.635	75.55
34	274	C	15 Stewart LATIMER	Suzuki GSXR1000 R - Fat Bloke Racing RR	2:21.954	3	3	23.918	0.488	75.29
35	4	U	12 Hayden KILLWORTH	Kawasaki ZX10R - A&S Killworth / H11xy	2:21.976	3	4	23.940	0.022	75.28
36	82	U	13 Matt HINNELLS	Yamaha R1 - BD Racing	2:22.270	3	4	24.234	0.294	75.12
37	24	U	14 Mark REYNOLDS	Yamaha R1 4C8 -	2:22.810	4	4	24.774	0.540	74.84
38	41		11 Colin THOMPSON	Suzuki GSXR1000 - Grp Motorsport	2:22.973	3	4	24.937	0.163	74.75
39	66		12 Stephen HARVEY	Kawasaki ZX10 -	2:23.711	3	3	25.675	0.738	74.37
40	21	U	15 Danny BRENNAN	Suzuki GSXR 1000 -	2:23.845	2	2	25.809	0.134	74.30
41	20	U	16 Connor SWYER	SUZUKI GSXR 1000 K6 - WSC Performance & Ieithyr fa	2:23.994	4	4	25.958	0.149	74.22
42	910	U	17 Michael JARVIS	Suzuki GSXR 1000 -	2:25.000	2	4	26.964	1.006	73.71
43	17	U	18 Jordan KILLWORTH	Kawasaki ZX10R - BK Racing / Rabbit	2:25.849	3	3	27.813	0.849	73.28
44	40	U	19 Malcolm BATE	Suzuki GSXR1000 - Hartjay	2:29.180	2	3	31.144	3.331	71.64
45	333		13 Andrew HOUGHTON	BMW S1000RR - Bahnstomer BMW	2:31.101	2	2	33.065	1.921	70.73
46	888	C	16 Paul FAGG	Yamaha R1 4C8 - -OnlyFans-	2:34.830	2	3	36.794	3.729	69.03

Weather / Track : Cloudy / Dry

These results are provisional until the conclusion of any judicial and technical matters.

Snetterton 300: 2.9689 miles

Date: 06/05/2023 Start: 10:42 Finish: 10:52

Clerk Of Course :	Stewards :	Timekeeper : Richard Evans
-------------------	------------	----------------------------

Results can be found at [www.tsl-timing.com](http://www.tsl-timing.com)

Printed - 10:56 Saturday, 06 May 2023



# BMCRC - MRO Championships 2023 - Rnd 3 @ Snetterton

## Reactive Parts MRO Powerbikes inc Clubman 1000 / Thunderbike Ultra

### QUALIFYING - SECTOR ANALYSIS



SECTOR 1 = FL to I1, SECTOR 2 = I1 to FL, DIFF = Difference To Personal Best Lap, P = Crossed Finish Line in Pit Lane, D = Time Disallowed

<b>P1 26</b>		<b>Josh WAINWRIGHT</b>		Honda CBR1000RR - JW MOT Centre			
IDEAL LAP TIME : 1:58.036		BEST LAP TIME : 1:58.036		DIFFERENCE : 0.000			
LAP	SECTOR 1	SECTOR 2	LAP TIME	MPH	DIFF	TIME OF DAY	
1 -	1:26.093	41.947	2:08.040 (3)	83.47	10.004	10:45:17.310	
2 -	1:20.340	40.122	2:00.462 (2)	88.72	2.426	10:47:17.772	
3 -	1:21.087	IN PIT	2:51.811 P	62.20	53.775	10:50:09.583	
4 -	OUTLAP	40.826	2:06.820	84.27	8.784	10:52:16.403	
5 -	<b>1:18.262</b>	<b>39.774</b>	<b>1:58.036 (1)</b>	<b>90.54</b>		<b>10:54:14.439</b>	

<b>P2 48</b>		<b>Nicky WILSON</b>		Suzuki GSXR 1000 - Demon GP/Haslemere Motorcycles			
IDEAL LAP TIME : 2:01.354		BEST LAP TIME : 2:01.354		DIFFERENCE : 0.000			
LAP	SECTOR 1	SECTOR 2	LAP TIME	MPH	DIFF	TIME OF DAY	
1 -	1:32.156	44.650	2:16.806	78.12	15.452	10:45:26.981	
2 -	1:21.894	41.680	2:03.574	86.49	2.220	10:47:30.555	
3 -	<b>1:20.908</b>	<b>40.446</b>	<b>2:01.354 (1)</b>	<b>88.07</b>		<b>10:49:31.909</b>	
4 -	1:20.910	40.487	2:01.397 (2)	88.04	0.043	10:51:33.306	
5 -	1:21.419	41.073	2:02.492 (3)	87.25	1.138	10:53:35.798	

<b>P3 2</b>		<b>Peter BAKER</b>		Kawasaki ZX10 -			
IDEAL LAP TIME : 2:02.828		BEST LAP TIME : 2:02.828		DIFFERENCE : 0.000			
LAP	SECTOR 1	SECTOR 2	LAP TIME	MPH	DIFF	TIME OF DAY	
1 -	1:37.952	45.696	2:23.648	74.40	20.820	10:45:43.017	
2 -	1:26.084	42.840	2:08.924	82.90	6.096	10:47:51.941	
3 -	1:24.203	43.249	2:07.452 (3)	83.85	4.624	10:49:59.393	
4 -	<b>1:21.505</b>	<b>41.323</b>	<b>2:02.828 (1)</b>	<b>87.01</b>		<b>10:52:02.221</b>	
5 -	1:22.507	41.508	2:04.015 (2)	86.18	1.187	10:54:06.236	

<b>P4 21</b>		<b>Jack CROUCHER</b>		Kawasaki ZX10R - Trendy lofts / croucher carpentry / palmer per			
IDEAL LAP TIME : 2:03.179		BEST LAP TIME : 2:03.179		DIFFERENCE : 0.000			
LAP	SECTOR 1	SECTOR 2	LAP TIME	MPH	DIFF	TIME OF DAY	
1 -	1:26.607	41.773	2:08.380 (2)	83.25	5.201	10:45:16.661	
2 -	<b>1:22.183</b>	<b>40.996</b>	<b>2:03.179 (1)</b>	<b>86.76</b>		<b>10:47:19.840</b>	

<b>P5 53</b>		<b>Seamus McGLYNN</b>		Yamaha R1 - S and d build and design Ltd			
IDEAL LAP TIME : 2:03.274		BEST LAP TIME : 2:03.274		DIFFERENCE : 0.000			
LAP	SECTOR 1	SECTOR 2	LAP TIME	MPH	DIFF	TIME OF DAY	
1 -	1:31.733	44.295	2:16.028	78.57	12.754	10:45:26.414	
2 -	1:22.371	41.458	2:03.829 (2)	86.31	0.555	10:47:30.243	
3 -	<b>1:22.051</b>	<b>41.223</b>	<b>2:03.274 (1)</b>	<b>86.70</b>		<b>10:49:33.517</b>	
4 -	1:22.476	42.559	2:05.035 (3)	85.48	1.761	10:51:38.552	
5 -	1:22.913	43.323	2:06.236	84.66	2.962	10:53:44.788	

<b>P6 224 C</b>		<b>Lee HEALEY</b>		Suzuki GSXR 1000R - Wilvin UK Ltd / UniQ3 Projects Ltd			
IDEAL LAP TIME : 2:06.074		BEST LAP TIME : 2:06.074		DIFFERENCE : 0.000			
LAP	SECTOR 1	SECTOR 2	LAP TIME	MPH	DIFF	TIME OF DAY	
1 -	1:42.720	46.934	2:29.654	71.41	23.580	10:45:42.364	
2 -	1:26.162	44.548	2:10.710	81.76	4.636	10:47:53.074	
3 -	1:26.091	43.068	2:09.159 (3)	82.75	3.085	10:50:02.233	
4 -	<b>1:23.815</b>	<b>42.259</b>	<b>2:06.074 (1)</b>	<b>84.77</b>		<b>10:52:08.307</b>	
5 -	1:24.076	42.335	2:06.411 (2)	84.55	0.337	10:54:14.718	

# BMCRC - MRO Championships 2023 - Rnd 3 @ Snetterton

## Reactive Parts MRO Powerbikes inc Clubman 1000 / Thunderbike Ultra

### QUALIFYING - SECTOR ANALYSIS



SECTOR 1 = FL to I1, SECTOR 2 = I1 to FL, DIFF = Difference To Personal Best Lap, P = Crossed Finish Line in Pit Lane, D = Time Disallowed

P7 60		Jack YOUNGE		Kawasaki ZX10R - Chase Timber products			
IDEAL LAP TIME : 2:06.759		BEST LAP TIME : 2:06.759		DIFFERENCE : 0.000			
LAP	SECTOR 1	SECTOR 2	LAP TIME	MPH	DIFF	TIME OF DAY	
1 -	1:41.356	46.825	2:28.181	72.12	21.422	10:45:40.176	
2 -	1:27.867	43.173	2:11.040 (3)	81.56	4.281	10:47:51.216	
3 -	1:24.879	43.557	2:08.436 (2)	83.21	1.677	10:49:59.652	
4 -	<b>1:24.579</b>	<b>42.180</b>	<b>2:06.759 (1)</b>	<b>84.31</b>		<b>10:52:06.411</b>	
5 -	1:28.822	46.101	2:14.923	79.21	8.164	10:54:21.334	

P8 78 U		Jamie THOMAS		Suzuki GSXR 1000 - Team RubyRacing DART Motorsport			
IDEAL LAP TIME : 2:07.493		BEST LAP TIME : 2:07.493		DIFFERENCE : 0.000			
LAP	SECTOR 1	SECTOR 2	LAP TIME	MPH	DIFF	TIME OF DAY	
1 -	1:38.789	46.397	2:25.186	73.61	17.693	10:45:39.938	
2 -	1:27.364	43.938	2:11.302	81.40	3.809	10:47:51.240	
3 -	1:27.411	43.676	2:11.087 (3)	81.53	3.594	10:50:02.327	
4 -	1:25.419	42.985	2:08.404 (2)	83.23	0.911	10:52:10.731	
5 -	<b>1:24.680</b>	<b>42.813</b>	<b>2:07.493 (1)</b>	<b>83.83</b>		<b>10:54:18.224</b>	

P9 37 C		Clayton GROVER		Yamaha R1 - Grover stunts			
IDEAL LAP TIME : 2:07.244		BEST LAP TIME : 2:08.062		DIFFERENCE : 0.818			
LAP	SECTOR 1	SECTOR 2	LAP TIME	MPH	DIFF	TIME OF DAY	
1 -	1:32.172	45.301	2:17.473	77.74	9.411	10:45:27.653	
2 -	1:26.148	43.552	2:09.700	82.40	1.638	10:47:37.353	
3 -	1:25.025	43.343	2:08.368 (2)	83.26	0.306	10:49:45.721	
4 -	1:25.193	<b>42.869</b>	<b>2:08.062 (1)</b>	<b>83.46</b>		<b>10:51:53.783</b>	
5 -	<b>1:24.375</b>	44.090	2:08.465 (3)	83.19	0.403	10:54:02.248	

P10 5 U		Stacey KILLWORTH		Suzuki GSXR 1000 - Greenplant/Evers			
IDEAL LAP TIME : 2:09.700		BEST LAP TIME : 2:09.700		DIFFERENCE : 0.000			
LAP	SECTOR 1	SECTOR 2	LAP TIME	MPH	DIFF	TIME OF DAY	
1 -	1:40.221	47.359	2:27.580	72.42	17.880	10:45:41.974	
2 -	1:28.862	45.089	2:13.951	79.79	4.251	10:47:55.925	
3 -	1:26.935	46.879	2:13.814 (3)	79.87	4.114	10:50:09.739	
4 -	1:27.249	45.940	2:13.189 (2)	80.24	3.489	10:52:22.928	
5 -	<b>1:25.661</b>	<b>44.039</b>	<b>2:09.700 (1)</b>	<b>82.40</b>		<b>10:54:32.628</b>	

P11 87 C		Karl THOMPSON		Yamaha R1 - #Teamrace			
IDEAL LAP TIME : 2:09.928		BEST LAP TIME : 2:09.948		DIFFERENCE : 0.020			
LAP	SECTOR 1	SECTOR 2	LAP TIME	MPH	DIFF	TIME OF DAY	
1 -	1:50.080	51.245	2:41.325	66.25	31.377	10:45:59.422	
2 -	1:34.031	46.950	2:20.981 (3)	75.81	11.033	10:48:20.403	
3 -	1:31.321	<b>43.534</b>	2:14.855 (2)	79.25	4.907	10:50:35.258	
4 -	<b>1:26.394</b>	43.554	<b>2:09.948 (1)</b>	<b>82.24</b>		<b>10:52:45.206</b>	

P12 58 U		Michael ALLEN		Kawasaki ZX10R -			
IDEAL LAP TIME : 2:09.962		BEST LAP TIME : 2:09.975		DIFFERENCE : 0.013			
LAP	SECTOR 1	SECTOR 2	LAP TIME	MPH	DIFF	TIME OF DAY	
1 -	1:39.588	46.712	2:26.300	73.05	16.325	10:45:40.861	
2 -	1:29.057	44.165	2:13.222	80.22	3.247	10:47:54.083	
3 -	1:27.864	44.697	2:12.561 (3)	80.62	2.586	10:50:06.644	
4 -	<b>1:26.709</b>	43.533	2:10.242 (2)	82.06	0.267	10:52:16.886	
5 -	1:26.722	<b>43.253</b>	<b>2:09.975 (1)</b>	<b>82.23</b>		<b>10:54:26.861</b>	

# BMCRC - MRO Championships 2023 - Rnd 3 @ Snetterton

## Reactive Parts MRO Powerbikes inc Clubman 1000 / Thunderbike Ultra

### QUALIFYING - SECTOR ANALYSIS



SECTOR 1 = FL to I1, SECTOR 2 = I1 to FL, DIFF = Difference To Personal Best Lap, P = Crossed Finish Line in Pit Lane, D = Time Disallowed

<b>P13</b>	<b>22</b>	<b>Phil ROOKE</b>	Kawasaki ZX10RR - Fly a Spitfire Biggin Hill			
IDEAL LAP TIME : 2:07.352		BEST LAP TIME : 2:10.380	DIFFERENCE : 3.028			
LAP	SECTOR 1	SECTOR 2	LAP TIME	MPH	DIFF	TIME OF DAY
1 -	1:39.964	47.483	2:27.447 (2)	72.48	17.067	10:45:39.610
2 -	1:27.122	<b>43.258</b>	<b>2:10.380 (1)</b>	<b>81.97</b>		<b>10:47:49.990</b>

<b>P14</b>	<b>91 C</b>	<b>Chris TAYLOR</b>	BMW S1000RR - Cam Civils and Landscaping LTD			
IDEAL LAP TIME : 2:10.353		BEST LAP TIME : 2:10.689	DIFFERENCE : 0.336			
LAP	SECTOR 1	SECTOR 2	LAP TIME	MPH	DIFF	TIME OF DAY
1 -	1:48.762	50.914	2:39.676	66.93	28.987	10:45:55.413
2 -	1:32.204	43.593	2:15.797 (3)	78.70	5.108	10:48:11.210
3 -	1:28.012	<b>42.677</b>	<b>2:10.689 (1)</b>	<b>81.78</b>		<b>10:50:21.899</b>
4 -	<b>1:27.676</b>	43.373	2:11.049 (2)	81.55	0.360	10:52:32.948

<b>P15</b>	<b>800 U</b>	<b>Morgan CREASEY</b>	Suzuki GSXR 1000 K7 - Warics Ltd			
IDEAL LAP TIME : 2:12.146		BEST LAP TIME : 2:12.146	DIFFERENCE : 0.000			
LAP	SECTOR 1	SECTOR 2	LAP TIME	MPH	DIFF	TIME OF DAY
1 -	1:47.734	50.812	2:38.546	67.41	26.400	10:45:55.921
2 -	1:34.692	49.496	2:24.188 (3)	74.12	12.042	10:48:20.109
3 -	1:32.722	46.303	2:19.025 (2)	76.87	6.879	10:50:39.134
4 -	<b>1:28.168</b>	<b>43.978</b>	<b>2:12.146 (1)</b>	<b>80.88</b>		<b>10:52:51.280</b>

<b>P16</b>	<b>23 U</b>	<b>Justin ROSE</b>	Yamaha R1 -			
IDEAL LAP TIME : 2:12.315		BEST LAP TIME : 2:12.606	DIFFERENCE : 0.291			
LAP	SECTOR 1	SECTOR 2	LAP TIME	MPH	DIFF	TIME OF DAY
1 -	1:47.260	51.182	2:38.442	67.45	25.836	10:45:56.796
2 -	1:32.871	49.460	2:22.331 (3)	75.09	9.725	10:48:19.127
3 -	1:32.779	<b>44.087</b>	2:16.866 (2)	78.09	4.260	10:50:35.993
4 -	<b>1:28.228</b>	44.378	<b>2:12.606 (1)</b>	<b>80.60</b>		<b>10:52:48.599</b>

<b>P17</b>	<b>18 C</b>	<b>Sigitas CERNIAUSKAS</b>	Yamaha R1 - SC MOTO			
IDEAL LAP TIME : 2:13.687		BEST LAP TIME : 2:14.213	DIFFERENCE : 0.526			
LAP	SECTOR 1	SECTOR 2	LAP TIME	MPH	DIFF	TIME OF DAY
1 -	1:45.398	51.120	2:36.518	68.28	22.305	10:45:56.361
2 -	1:32.681	49.714	2:22.395 (3)	75.05	8.182	10:48:18.756
3 -	<b>1:28.970</b>	45.869	2:14.839 (2)	79.26	0.626	10:50:33.595
4 -	1:29.496	<b>44.717</b>	<b>2:14.213 (1)</b>	<b>79.63</b>		<b>10:52:47.808</b>

<b>P18</b>	<b>165 U</b>	<b>Richard BUTT</b>	Suzuki GSXR1000 - Michelle Harvey			
IDEAL LAP TIME : 2:14.500		BEST LAP TIME : 2:14.922	DIFFERENCE : 0.422			
LAP	SECTOR 1	SECTOR 2	LAP TIME	MPH	DIFF	TIME OF DAY
1 -	1:40.270	46.744	2:27.014 (3)	72.70	12.092	10:45:38.054
2 -	1:29.248	<b>45.674</b>	<b>2:14.922 (1)</b>	<b>79.21</b>		<b>10:47:52.976</b>
3 -	1:29.030	45.946	2:14.976 (2)	79.18	0.054	10:50:07.952

<b>P19</b>	<b>129 C</b>	<b>Cecil DINSMORE</b>	Suzuki GSXR 1000 - KnC Motorsport			
IDEAL LAP TIME : 2:15.616		BEST LAP TIME : 2:15.616	DIFFERENCE : 0.000			
LAP	SECTOR 1	SECTOR 2	LAP TIME	MPH	DIFF	TIME OF DAY
1 -	1:46.040	52.193	2:38.233	67.54	22.617	10:46:00.658
2 -	1:34.982	46.961	2:21.943 (2)	75.29	6.327	10:48:22.601
3 -	1:42.134	47.695	2:29.829 (3)	71.33	14.213	10:50:52.430
4 -	<b>1:29.380</b>	<b>46.236</b>	<b>2:15.616 (1)</b>	<b>78.81</b>		<b>10:53:08.046</b>

# BMCRC - MRO Championships 2023 - Rnd 3 @ Snetterton

## Reactive Parts MRO Powerbikes inc Clubman 1000 / Thunderbike Ultra

### QUALIFYING - SECTOR ANALYSIS



SECTOR 1 = FL to I1, SECTOR 2 = I1 to FL, DIFF = Difference To Personal Best Lap, P = Crossed Finish Line in Pit Lane, D = Time Disallowed

P20 188		Dawid KRAWIECKI		Yamaha R1 - Code Blue LTD & D A East Electrical		
IDEAL LAP TIME : 2:14.686		BEST LAP TIME : 2:16.075		DIFFERENCE : 1.389		
LAP	SECTOR 1	SECTOR 2	LAP TIME	MPH	DIFF	TIME OF DAY
1 -	1:31.313	<b>44.762</b>	<b>2:16.075 (1)</b>	<b>78.54</b>		<b>10:46:11.922</b>
2 -	1:30.977	46.223	2:17.200 (2)	77.90	1.125	10:48:29.122
3 -	<b>1:29.924</b>	IN PIT	2:35.847 P	68.58	19.772	10:51:04.969
4 -	OUTLAP	44.900	2:17.130	77.94	1.055	10:53:22.099

P21 30 C		Alex PENRICE		Yamaha R1 - AP Motorcycles		
IDEAL LAP TIME : 2:16.251		BEST LAP TIME : 2:16.376		DIFFERENCE : 0.125		
LAP	SECTOR 1	SECTOR 2	LAP TIME	MPH	DIFF	TIME OF DAY
1 -	1:35.499	<b>46.365</b>	2:21.864 (3)	75.34	5.488	10:45:31.908
2 -	<b>1:29.886</b>	46.490	<b>2:16.376 (1)</b>	<b>78.37</b>		<b>10:47:48.284</b>
3 -	1:33.450	47.514	2:20.964 (2)	75.82	4.588	10:50:09.248

P22 169 U		Cory SMITH		Suzuki 1000 -		
IDEAL LAP TIME : 2:16.383		BEST LAP TIME : 2:16.383		DIFFERENCE : 0.000		
LAP	SECTOR 1	SECTOR 2	LAP TIME	MPH	DIFF	TIME OF DAY
1 -	1:45.847	49.719	2:35.566	68.70	19.183	10:46:08.284
2 -	1:35.192	47.288	2:22.480 (3)	75.01	6.097	10:48:30.764
3 -	1:35.519	46.806	2:22.325 (2)	75.09	5.942	10:50:53.089
4 -	<b>1:29.707</b>	<b>46.676</b>	<b>2:16.383 (1)</b>	<b>78.36</b>		<b>10:53:09.472</b>

P23 96 U		Pete SCOTT		Suzuki GSXR1000K5 - South Hill MOT Centre		
IDEAL LAP TIME : 2:16.691		BEST LAP TIME : 2:16.691		DIFFERENCE : 0.000		
LAP	SECTOR 1	SECTOR 2	LAP TIME	MPH	DIFF	TIME OF DAY
1 -	1:46.036	51.032	2:37.068	68.04	20.377	10:45:57.731
2 -	1:36.183	47.931	2:24.114 (2)	74.16	7.423	10:48:21.845
3 -	1:37.527	47.758	2:25.285 (3)	73.56	8.594	10:50:47.130
4 -	<b>1:30.447</b>	<b>46.244</b>	<b>2:16.691 (1)</b>	<b>78.19</b>		<b>10:53:03.821</b>

P24 184 C		Martyn DELLOW		Suzuki GSXR1000 - Kirdford Shotblasting		
IDEAL LAP TIME : 2:16.653		BEST LAP TIME : 2:16.728		DIFFERENCE : 0.075		
LAP	SECTOR 1	SECTOR 2	LAP TIME	MPH	DIFF	TIME OF DAY
1 -	1:41.044	49.753	2:30.797	70.87	14.069	10:45:46.255
2 -	1:32.255	45.984	2:18.239 (3)	77.31	1.511	10:48:04.494
3 -	<b>1:31.107</b>	45.697	2:16.804 (2)	78.12	0.076	10:50:21.298
4 -	1:31.182	<b>45.546</b>	<b>2:16.728 (1)</b>	<b>78.17</b>		<b>10:52:38.026</b>
5 -	1:33.483	46.453	2:19.936	76.37	3.208	10:54:57.962

P25 28		Louis O'REGAN		Aprilia RSV4 -		
IDEAL LAP TIME : 2:17.041		BEST LAP TIME : 2:17.041		DIFFERENCE : 0.000		
LAP	SECTOR 1	SECTOR 2	LAP TIME	MPH	DIFF	TIME OF DAY
1 -	OUTLAP	49.942	2:42.257	65.87	25.216	10:51:44.832
2 -	<b>1:31.183</b>	<b>45.858</b>	<b>2:17.041 (1)</b>	<b>77.99</b>		<b>10:54:01.873</b>

P26 63		Matthew WREN		Suzuki GSXR - TBR performance		
IDEAL LAP TIME : 2:15.771		BEST LAP TIME : 2:17.350		DIFFERENCE : 1.579		
LAP	SECTOR 1	SECTOR 2	LAP TIME	MPH	DIFF	TIME OF DAY
1 -	1:44.114	47.888	2:32.002 (3)	70.31	14.652	10:45:52.540
2 -	1:32.738	<b>45.281</b>	2:18.019 (2)	77.43	0.669	10:48:10.559
3 -	<b>1:30.490</b>	46.860	<b>2:17.350 (1)</b>	<b>77.81</b>		<b>10:50:27.909</b>

# BMCRC - MRO Championships 2023 - Rnd 3 @ Snetterton

## Reactive Parts MRO Powerbikes inc Clubman 1000 / Thunderbike Ultra

### QUALIFYING - SECTOR ANALYSIS



SECTOR 1 = FL to I1, SECTOR 2 = I1 to FL, DIFF = Difference To Personal Best Lap, P = Crossed Finish Line in Pit Lane, D = Time Disallowed

P27 46 C		Simon GATES		Yamaha YZF R1 - T.A Roden LTD / Canine Plus Hydro			
IDEAL LAP TIME : 2:17.938		BEST LAP TIME : 2:18.335		DIFFERENCE : 0.397			
LAP	SECTOR 1	SECTOR 2	LAP TIME	MPH	DIFF	TIME OF DAY	
1 -	1:48.582	51.530	2:40.112 (2)	66.75	21.777	10:45:58.364	
2 -	1:35.750	IN PIT	2:55.731 P	60.82	37.396	10:48:54.095	
3 -	OUTLAP	<b>46.992</b>	2:20.831	75.89	2.496	10:51:14.926	
4 -	<b>1:30.946</b>	47.389	<b>2:18.335 (1)</b>	<b>77.26</b>		<b>10:53:33.261</b>	

P28 7 C		Seb JENKINS		Suzuki GSX-R 1000 K6 - Long hours and hard graft			
IDEAL LAP TIME : 2:15.445		BEST LAP TIME : 2:18.596		DIFFERENCE : 3.151			
LAP	SECTOR 1	SECTOR 2	LAP TIME	MPH	DIFF	TIME OF DAY	
1 -	1:32.004	<b>46.592</b>	<b>2:18.596 (1)</b>	<b>77.11</b>		<b>10:46:30.330</b>	

P29 19 U		Tyler DONOVAN		Kawasaki ZX10R - Tinder Corp			
IDEAL LAP TIME : 2:18.517		BEST LAP TIME : 2:19.101		DIFFERENCE : 0.584			
LAP	SECTOR 1	SECTOR 2	LAP TIME	MPH	DIFF	TIME OF DAY	
1 -	1:44.064	51.528	2:35.592	68.69	16.491	10:46:02.818	
2 -	1:34.009	47.256	2:21.265 (3)	75.65	2.164	10:48:24.083	
3 -	1:33.739	<b>46.500</b>	2:20.239 (2)	76.21	1.138	10:50:44.322	
4 -	<b>1:32.017</b>	47.084	<b>2:19.101 (1)</b>	<b>76.83</b>		<b>10:53:03.423</b>	

P30 281 C		Daniel FARLEY		Suzuki GSXR - F-TECH FIRE & ELECTRICAL LTD			
IDEAL LAP TIME : 2:19.463		BEST LAP TIME : 2:19.463		DIFFERENCE : 0.000			
LAP	SECTOR 1	SECTOR 2	LAP TIME	MPH	DIFF	TIME OF DAY	
1 -	1:42.494	51.146	2:33.640 (3)	69.56	14.177	10:45:47.292	
2 -	1:32.930	47.912	2:20.842 (2)	75.88	1.379	10:48:08.134	
3 -	<b>1:32.226</b>	<b>47.237</b>	<b>2:19.463 (1)</b>	<b>76.63</b>		<b>10:50:27.597</b>	

P31 34 C		Ben CHEESEMAN		Kawasaki ZX10RR - BCH Services Kent Ltd			
IDEAL LAP TIME : 2:20.403		BEST LAP TIME : 2:20.403		DIFFERENCE : 0.000			
LAP	SECTOR 1	SECTOR 2	LAP TIME	MPH	DIFF	TIME OF DAY	
1 -	1:46.405	50.290	2:36.695	68.20	16.292	10:45:53.583	
2 -	1:35.021	53.262	2:28.283 (2)	72.07	7.880	10:48:21.866	
3 -	1:44.199	50.236	2:34.435 (3)	69.20	14.032	10:50:56.301	
4 -	<b>1:33.579</b>	<b>46.824</b>	<b>2:20.403 (1)</b>	<b>76.12</b>		<b>10:53:16.704</b>	

P32 4 C		Remi MATUZAS		Yamaha R1 - B INTERIORS			
IDEAL LAP TIME : 2:20.219		BEST LAP TIME : 2:20.831		DIFFERENCE : 0.612			
LAP	SECTOR 1	SECTOR 2	LAP TIME	MPH	DIFF	TIME OF DAY	
1 -	1:46.284	51.306	2:37.590 (3)	67.82	16.759	10:45:56.212	
2 -	<b>1:33.192</b>	50.252	2:23.444 (2)	74.51	2.613	10:48:19.656	
3 -	1:33.804	<b>47.027</b>	<b>2:20.831 (1)</b>	<b>75.89</b>		<b>10:50:40.487</b>	

P33 261 C		Roberto DI GREGORIO		Ducati 899 PANIGALE - Physio Healthy			
IDEAL LAP TIME : 2:19.851		BEST LAP TIME : 2:21.466		DIFFERENCE : 1.615			
LAP	SECTOR 1	SECTOR 2	LAP TIME	MPH	DIFF	TIME OF DAY	
1 -	1:46.830	50.389	2:37.219	67.98	15.753	10:46:00.936	
2 -	1:33.756	47.710	<b>2:21.466 (1)</b>	<b>75.55</b>		<b>10:48:22.402</b>	
3 -	1:35.754	<b>46.965</b>	2:22.719 (3)	74.88	1.253	10:50:45.121	
4 -	<b>1:32.886</b>	48.833	2:21.719 (2)	75.41	0.253	10:53:06.840	

# BMCRC - MRO Championships 2023 - Rnd 3 @ Snetterton

## Reactive Parts MRO Powerbikes inc Clubman 1000 / Thunderbike Ultra

### QUALIFYING - SECTOR ANALYSIS



SECTOR 1 = FL to I1, SECTOR 2 = I1 to FL, DIFF = Difference To Personal Best Lap, P = Crossed Finish Line in Pit Lane, D = Time Disallowed

P34 274 C		Stewart LATIMER		Suzuki GSXR1000 R - Fat Bloke Racing RR		
IDEAL LAP TIME : 2:21.119		BEST LAP TIME : 2:21.954		DIFFERENCE : 0.835		
LAP	SECTOR 1	SECTOR 2	LAP TIME	MPH	DIFF	TIME OF DAY
1 -	1:45.723	51.642	2:37.365 (3)	67.91	15.411	10:46:01.158
2 -	1:34.779	47.551	2:22.330 (2)	75.09	0.376	10:48:23.488
3 -	1:35.337	<b>46.617</b>	<b>2:21.954 (1)</b>	<b>75.29</b>		<b>10:50:45.442</b>

P35 4 U		Hayden KILLWORTH		Kawasaki ZX10R - A&S Killworth / H11xy		
IDEAL LAP TIME : 2:20.053		BEST LAP TIME : 2:21.976		DIFFERENCE : 1.923		
LAP	SECTOR 1	SECTOR 2	LAP TIME	MPH	DIFF	TIME OF DAY
1 -	1:50.292	51.467	2:41.759	66.07	19.783	10:45:55.708
2 -	1:38.050	47.948	2:25.998 (3)	73.20	4.022	10:48:21.706
3 -	1:35.457	<b>46.519</b>	<b>2:21.976 (1)</b>	<b>75.28</b>		<b>10:50:43.682</b>
4 -	<b>1:33.534</b>	49.436	2:22.970 (2)	74.75	0.994	10:53:06.652

P36 82 U		Matt HINNELLS		Yamaha R1 - BD Racing		
IDEAL LAP TIME : 2:22.270		BEST LAP TIME : 2:22.270		DIFFERENCE : 0.000		
LAP	SECTOR 1	SECTOR 2	LAP TIME	MPH	DIFF	TIME OF DAY
1 -	1:45.456	50.440	2:35.896	68.55	13.626	10:45:50.767
2 -	1:37.842	50.208	2:28.050 (3)	72.19	5.780	10:48:18.817
3 -	<b>1:33.649</b>	<b>48.621</b>	<b>2:22.270 (1)</b>	<b>75.12</b>		<b>10:50:41.087</b>
4 -	1:35.641	49.570	2:25.211 (2)	73.60	2.941	10:53:06.298

P37 24 U		Mark REYNOLDS		Yamaha R1 4C8 -		
IDEAL LAP TIME : 2:22.711		BEST LAP TIME : 2:22.810		DIFFERENCE : 0.099		
LAP	SECTOR 1	SECTOR 2	LAP TIME	MPH	DIFF	TIME OF DAY
1 -	1:46.288	49.693	2:35.981	68.52	13.171	10:45:49.846
2 -	1:38.664	50.267	2:28.931 (3)	71.76	6.121	10:48:18.777
3 -	<b>1:34.893</b>	48.156	2:23.049 (2)	74.71	0.239	10:50:41.826
4 -	1:34.992	<b>47.818</b>	<b>2:22.810 (1)</b>	<b>74.84</b>		<b>10:53:04.636</b>

P38 41		Colin THOMPSON		Suzuki GSXR1000 - Grp Motorsport		
IDEAL LAP TIME : 2:22.973		BEST LAP TIME : 2:22.973		DIFFERENCE : 0.000		
LAP	SECTOR 1	SECTOR 2	LAP TIME	MPH	DIFF	TIME OF DAY
1 -	1:43.709	49.434	2:33.143	69.79	10.170	10:46:34.312
2 -	1:36.164	48.343	2:24.507 (2)	73.96	1.534	10:48:58.819
3 -	<b>1:35.690</b>	<b>47.283</b>	<b>2:22.973 (1)</b>	<b>74.75</b>		<b>10:51:21.792</b>
4 -	1:37.045	47.723	2:24.768 (3)	73.82	1.795	10:53:46.560

P39 66		Stephen HARVEY		Kawasaki ZX10 -		
IDEAL LAP TIME : 2:22.355		BEST LAP TIME : 2:23.711		DIFFERENCE : 1.356		
LAP	SECTOR 1	SECTOR 2	LAP TIME	MPH	DIFF	TIME OF DAY
1 -	1:46.244	51.600	2:37.844 (3)	67.71	14.133	10:46:02.465
2 -	1:37.655	<b>47.503</b>	2:25.158 (2)	73.63	1.447	10:48:27.623
3 -	<b>1:34.852</b>	48.859	<b>2:23.711 (1)</b>	<b>74.37</b>		<b>10:50:51.334</b>

P40 21 U		Danny BRENNAN		Susuki GSXR 1000 -		
IDEAL LAP TIME : 2:23.845		BEST LAP TIME : 2:23.845		DIFFERENCE : 0.000		
LAP	SECTOR 1	SECTOR 2	LAP TIME	MPH	DIFF	TIME OF DAY
1 -	1:48.428	51.219	2:39.647 (2)	66.94	15.802	10:45:56.651
2 -	<b>1:34.634</b>	<b>49.211</b>	<b>2:23.845 (1)</b>	<b>74.30</b>		<b>10:48:20.496</b>

# BMCRC - MRO Championships 2023 - Rnd 3 @ Snetterton

## Reactive Parts MRO Powerbikes inc Clubman 1000 / Thunderbike Ultra

### QUALIFYING - SECTOR ANALYSIS



SECTOR 1 = FL to I1, SECTOR 2 = I1 to FL, DIFF = Difference To Personal Best Lap, P = Crossed Finish Line in Pit Lane, D = Time Disallowed

P41		20 U		Connor SWYER		SUZUKI GSXR 1000 K6 - WSC Performace & lleithyr farm & dac	
IDEAL LAP TIME : 2:23.994		BEST LAP TIME : 2:23.994		DIFFERENCE : 0.000			
LAP	SECTOR 1	SECTOR 2	LAP TIME	MPH	DIFF	TIME OF DAY	
1 -	1:50.954	51.753	2:42.707	65.68	18.713	10:46:01.818	
2 -	1:38.598	49.366	2:27.964 (3)	72.23	3.970	10:48:29.782	
3 -	1:37.228	49.038	2:26.266 (2)	73.07	2.272	10:50:56.048	
4 -	<b>1:35.854</b>	<b>48.140</b>	<b>2:23.994 (1)</b>	<b>74.22</b>		<b>10:53:20.042</b>	

P42		910 U		Michael JARVIS		Suzuki GSXR 1000 -	
IDEAL LAP TIME : 2:24.642		BEST LAP TIME : 2:25.000		DIFFERENCE : 0.358			
LAP	SECTOR 1	SECTOR 2	LAP TIME	MPH	DIFF	TIME OF DAY	
1 -	1:47.577	51.437	2:39.014	67.21	14.014	10:46:05.360	
2 -	1:36.225	<b>48.775</b>	<b>2:25.000 (1)</b>	<b>73.71</b>		<b>10:48:30.360</b>	
3 -	1:37.796	49.178	2:26.974 (3)	72.72	1.974	10:50:57.334	
4 -	<b>1:35.867</b>	49.679	2:25.546 (2)	73.43	0.546	10:53:22.880	

P43		17 U		Jordan KILLWORTH		Kawasaki ZX10R - BK Racing / Rabbit	
IDEAL LAP TIME : 2:25.849		BEST LAP TIME : 2:25.849		DIFFERENCE : 0.000			
LAP	SECTOR 1	SECTOR 2	LAP TIME	MPH	DIFF	TIME OF DAY	
1 -	OUTLAP	IN PIT	2:47.013 P	63.99	21.164	10:48:55.098	
2 -	OUTLAP	50.313	2:38.368	67.48	12.519	10:51:33.466	
3 -	<b>1:36.878</b>	<b>48.971</b>	<b>2:25.849 (1)</b>	<b>73.28</b>		<b>10:53:59.315</b>	

P44		40 U		Malcolm BATE		Suzuki GSXR1000 - Hartjay	
IDEAL LAP TIME : 2:23.150		BEST LAP TIME : 2:29.180		DIFFERENCE : 6.030			
LAP	SECTOR 1	SECTOR 2	LAP TIME	MPH	DIFF	TIME OF DAY	
1 -	1:47.139	51.562	2:38.701 (3)	67.34	9.521	10:46:10.926	
2 -	1:38.102	51.078	<b>2:29.180 (1)</b>	<b>71.64</b>		<b>10:48:40.106</b>	
3 -	1:40.834	<b>48.431</b>	2:29.265 (2)	71.60	0.085	10:51:09.371	

P45		333		Andrew HOUGHTON		BMW S1000RR - Bahnstormer BMW	
IDEAL LAP TIME : 2:31.101		BEST LAP TIME : 2:31.101		DIFFERENCE : 0.000			
LAP	SECTOR 1	SECTOR 2	LAP TIME	MPH	DIFF	TIME OF DAY	
1 -	OUTLAP	52.453	2:39.011	67.21	7.910	10:45:48.152	
2 -	<b>1:39.994</b>	<b>51.107</b>	<b>2:31.101 (1)</b>	<b>70.73</b>		<b>10:48:19.253</b>	

P46		888 C		Paul FAGG		Yamaha R1 4C8 - -OnlyFans-	
IDEAL LAP TIME : 2:34.676		BEST LAP TIME : 2:34.830		DIFFERENCE : 0.154			
LAP	SECTOR 1	SECTOR 2	LAP TIME	MPH	DIFF	TIME OF DAY	
1 -	1:48.053	51.543	2:39.596 (3)	66.96	4.766	10:46:04.872	
2 -	1:43.550	<b>51.280</b>	<b>2:34.830 (1)</b>	<b>69.03</b>		<b>10:48:39.702</b>	
3 -	1:43.514	53.533	2:37.047 (2)	68.05	2.217	10:51:16.749	



# BMCRC - MRO Championships 2023 - Rnd 3 @ Snetterton

## Reactive Parts MRO Powerbikes inc Clubman 1000 / Thunderbike Ultra

### QUALIFYING - BEST SECTORS

SECTOR 1			SECTOR 2			IDEAL / BEST COMPARISON						
POS	NO	NAME	TIME	NO	NAME	TIME	POS	NO	NAME	IDEAL	BEST	DIFF
									<b>PERFECT LAP</b>	<b>1:58.036</b>		
1	26	WAINWRIGHT	1:18.262	26	WAINWRIGHT	39.774	1	26	WAINWRIGHT	1:58.036	1:58.036	0.000
2	48	WILSON	1:20.908	48	WILSON	40.446	2	48	WILSON	2:01.354	2:01.354	0.000
3	2	BAKER	1:21.505	21	CROUCHER	40.996	3	2	BAKER	2:02.828	2:02.828	0.000
4	53	McGLYNN	1:22.051	53	McGLYNN	41.223	4	21	CROUCHER	2:03.179	2:03.179	0.000
5	21	CROUCHER	1:22.183	2	BAKER	41.323	5	53	McGLYNN	2:03.274	2:03.274	0.000
6	224	HEALEY	1:23.815	60	YOUNGE	42.180	6	224	HEALEY	2:06.074	2:06.074	0.000
7	22	ROOKE	1:24.094	224	HEALEY	42.259	7	60	YOUNGE	2:06.759	2:06.759	0.000
8	37	GROVER	1:24.375	91	TAYLOR	42.677	8	37	GROVER	2:07.244	2:08.062	0.818
9	60	YOUNGE	1:24.579	78	THOMAS	42.813	9	22	ROOKE	2:07.352	2:10.380	3.028
10	78	THOMAS	1:24.680	37	GROVER	42.869	10	78	THOMAS	2:07.493	2:07.493	0.000
11	5	KILLWORTH	1:25.661	58	ALLEN	43.253	11	5	KILLWORTH	2:09.700	2:09.700	0.000
12	87	THOMPSON	1:26.394	22	ROOKE	43.258	12	87	THOMPSON	2:09.928	2:09.948	0.020
13	58	ALLEN	1:26.709	87	THOMPSON	43.534	13	58	ALLEN	2:09.962	2:09.975	0.013
14	91	TAYLOR	1:27.676	800	CREASEY	43.978	14	91	TAYLOR	2:10.353	2:10.689	0.336
15	800	CREASEY	1:28.168	5	KILLWORTH	44.039	15	800	CREASEY	2:12.146	2:12.146	0.000
16	23	ROSE	1:28.228	23	ROSE	44.087	16	23	ROSE	2:12.315	2:12.606	0.291
17	165	BUTT	1:28.826	18	CERNIAUSKAS	44.717	17	18	CERNIAUSKAS	2:13.687	2:14.213	0.526
18	7	JENKINS	1:28.853	188	KRAWIECKI	44.762	18	165	BUTT	2:14.500	2:14.922	0.422
19	18	CERNIAUSKAS	1:28.970	63	WREN	45.281	19	188	KRAWIECKI	2:14.686	2:16.075	1.389
20	129	DINSMORE	1:29.380	184	DELLOW	45.546	20	7	JENKINS	2:15.445	2:18.596	3.151
21	169	SMITH	1:29.707	165	BUTT	45.674	21	129	DINSMORE	2:15.616	2:15.616	0.000
22	30	PENRICE	1:29.886	28	O'REGAN	45.858	22	63	WREN	2:15.771	2:17.350	1.579
23	188	KRAWIECKI	1:29.924	129	DINSMORE	46.236	23	30	PENRICE	2:16.251	2:16.376	0.125
24	96	SCOTT	1:30.447	96	SCOTT	46.244	24	169	SMITH	2:16.383	2:16.383	0.000
25	63	WREN	1:30.490	30	PENRICE	46.365	25	184	DELLOW	2:16.653	2:16.728	0.075
26	46	GATES	1:30.946	19	DONOVAN	46.500	26	96	SCOTT	2:16.691	2:16.691	0.000
27	184	DELLOW	1:31.107	4	KILLWORTH	46.519	27	28	O'REGAN	2:17.041	2:17.041	0.000
28	28	O'REGAN	1:31.183	7	JENKINS	46.592	28	46	GATES	2:17.938	2:18.335	0.397
29	19	DONOVAN	1:32.017	274	LATIMER	46.617	29	19	DONOVAN	2:18.517	2:19.101	0.584
30	281	FARLEY	1:32.226	169	SMITH	46.676	30	281	FARLEY	2:19.463	2:19.463	0.000
31	261	DI GREGORIO	1:32.886	34	CHEESEMAN	46.824	31	261	DI GREGORIO	2:19.851	2:21.466	1.615
32	4	MATUZAS	1:33.192	261	DI GREGORIO	46.965	32	4	KILLWORTH	2:20.053	2:21.976	1.923
33	4	KILLWORTH	1:33.534	46	GATES	46.992	33	4	MATUZAS	2:20.219	2:20.831	0.612
34	34	CHEESEMAN	1:33.579	4	MATUZAS	47.027	34	34	CHEESEMAN	2:20.403	2:20.403	0.000
35	82	HINNELLS	1:33.649	281	FARLEY	47.237	35	274	LATIMER	2:21.119	2:21.954	0.835
36	274	LATIMER	1:34.502	41	THOMPSON	47.283	36	82	HINNELLS	2:22.270	2:22.270	0.000
37	21	BRENNAN	1:34.634	66	HARVEY	47.503	37	66	HARVEY	2:22.355	2:23.711	1.356
38	40	BATE	1:34.719	24	REYNOLDS	47.818	38	24	REYNOLDS	2:22.711	2:22.810	0.099
39	66	HARVEY	1:34.852	20	SWYER	48.140	39	41	THOMPSON	2:22.973	2:22.973	0.000
40	24	REYNOLDS	1:34.893	40	BATE	48.431	40	40	BATE	2:23.150	2:29.180	6.030
41	41	THOMPSON	1:35.690	82	HINNELLS	48.621	41	21	BRENNAN	2:23.845	2:23.845	0.000
42	20	SWYER	1:35.854	910	JARVIS	48.775	42	20	SWYER	2:23.994	2:23.994	0.000
43	910	JARVIS	1:35.867	17	KILLWORTH	48.971	43	910	JARVIS	2:24.642	2:25.000	0.358
44	17	KILLWORTH	1:36.878	21	BRENNAN	49.211	44	17	KILLWORTH	2:25.849	2:25.849	0.000
45	333	HOUGHTON	1:39.994	333	HOUGHTON	51.107	45	333	HOUGHTON	2:31.101	2:31.101	0.000
46	888	FAGG	1:43.396	888	FAGG	51.280	46	888	FAGG	2:34.676	2:34.830	0.154

# BMCRC - MRO Championships 2023 - Rnd 3 @ Snetterton

Reactive Parts MRO Powerbikes inc Clubman 1000 / Thunderbike Ultra

## QUALIFYING - STATISTICS

**Competitors Started** 46  
**Planned Start** 2023-05-06 @ 10:45:00.000  
**Actual Start** 2023-05-06 @ 10:42:53.772  
**Finish Time** 2023-05-06 @ 10:52:44.380  
**Track Length** 2.9689mi.  
**Total Laps** 172  
**Total Distance Covered** 510.6527mi.

### Session Fastest Lap History

NO	CL	NAME	LAP TIME	TIME OF DAY	LAP	VEHICLE
21		Jack CROUCHER	<b>2:08.380</b>	10:45:16.678	1	Kawasaki ZX10R
26		Josh WAINWRIGHT	<b>2:08.040</b>	10:45:17.328	1	Honda CBR1000RR
26		Josh WAINWRIGHT	<b>2:00.462</b>	10:47:17.790	2	Honda CBR1000RR
26		Josh WAINWRIGHT	<b>1:58.036</b>	10:54:14.456	5	Honda CBR1000RR

### Flag History

TYPE	TIME OF DAY
GREEN	10:42:53.772
FINISH	10:52:44.380

### Flag Statistics

TYPE	COUNT	TOTAL LAPS	TOTAL TIME
Green	1	5	13:15.788
Red	0	0	0.000
Safety Car	0	0	0.000
FCY	0	0	0.000

# BMCRC - MRO Championships 2023 - Rnd 3 @ Snetterton

Reactive Parts MRO Powerbikes inc Clubman 1000 / Thunderbike Ultra

## QUALIFYING - STATISTICS

CLASS :

13 Starters

### Fastest Lap History

NO	NAME	LAP TIME	TIME OF DAY	LAP	VEHICLE
21	Jack CROUCHER	<b>2:08.380</b>	10:45:16.678	1	Kawasaki ZX10R
26	Josh WAINWRIGHT	<b>2:08.040</b>	10:45:17.328	1	Honda CBR1000RR
26	Josh WAINWRIGHT	<b>2:00.462</b>	10:47:17.790	2	Honda CBR1000RR
26	Josh WAINWRIGHT	<b>1:58.036</b>	10:54:14.456	5	Honda CBR1000RR

# BMCRC - MRO Championships 2023 - Rnd 3 @ Snetterton

Reactive Parts MRO Powerbikes inc Clubman 1000 / Thunderbike Ultra

## QUALIFYING - STATISTICS

CLASS : C

16 Starters

### Fastest Lap History

NO	NAME	LAP TIME	TIME OF DAY	LAP	VEHICLE
37	Clayton GROVER	<b>2:17.473</b>	10:45:27.657	1	Yamaha R1
37	Clayton GROVER	<b>2:09.700</b>	10:47:37.356	2	Yamaha R1
37	Clayton GROVER	<b>2:08.368</b>	10:49:45.725	3	Yamaha R1
37	Clayton GROVER	<b>2:08.062</b>	10:51:53.788	4	Yamaha R1
224	Lee HEALEY	<b>2:06.074</b>	10:52:08.323	4	Suzuki GSXR 1000R

# BMCRC - MRO Championships 2023 - Rnd 3 @ Snetterton

Reactive Parts MRO Powerbikes inc Clubman 1000 / Thunderbike Ultra

## QUALIFYING - STATISTICS

CLASS : U

19 Starters

### Fastest Lap History

NO	NAME	LAP TIME	TIME OF DAY	LAP	VEHICLE
165	Richard BUTT	2:27.014	10:45:38.073	1	Suzuki GSXR1000
78	Jamie THOMAS	2:25.186	10:45:39.961	1	Suzuki GSXR 1000
7	Seb JENKINS	2:18.596	10:46:30.337	1	Suzuki GSX-R 1000 K6
78	Jamie THOMAS	2:11.302	10:47:51.240	2	Suzuki GSXR 1000
78	Jamie THOMAS	2:11.087	10:50:02.351	3	Suzuki GSXR 1000
78	Jamie THOMAS	2:08.404	10:52:10.756	4	Suzuki GSXR 1000
78	Jamie THOMAS	2:07.493	10:54:18.249	5	Suzuki GSXR 1000



# BMCRC - MRO Championships 2023 - Rnd 3 @ Snetterton

## Reactive Parts MRO Powerbikes inc Clubman 1000

### RACE 11 - GRID (8 Laps)



ROW 11			32	<b>263</b> Riccardo BIGUZZI		31	<b>175</b> Arlindo PESTANA
ROW 10	30	<b>17</b> Phil BAKER		2:34.830		29	<b>888</b> Paul FAGG
						28	<b>333</b> Andrew HOUGHTON
ROW 9			27	<b>66</b> Stephen HARVEY		26	<b>41</b> Colin THOMPSON
						25	<b>274</b> Stewart LATIMER
ROW 8	24	<b>261</b> Roberto DI GREGORIO		2:21.466		23	<b>4</b> Remi MATUZAS
						22	<b>34</b> Ben CHEESEMAN
ROW 7			21	<b>281</b> Daniel FARLEY		20	<b>7</b> Seb JENKINS
						19	<b>46</b> Simon GATES
ROW 6	18	<b>63</b> Matthew WREN		2:17.350		17	<b>28</b> Louis O'REGAN
						16	<b>184</b> Martyn DELLOW
ROW 5			15	<b>30</b> Alex PENRICE		14	<b>188</b> Dawid KRAWIECKI
						13	<b>129</b> Cecil DINSMORE
ROW 4	12	<b>18</b> Sigitas CERNIAUSKAS		2:14.213		11	<b>91</b> Chris TAYLOR
						10	<b>22</b> Phil ROOKE
ROW 3			9	<b>87</b> Karl THOMPSON		8	<b>37</b> Clayton GROVER
						7	<b>60</b> Jack YOUNGE
ROW 2	6	<b>224</b> Lee HEALEY		2:06.074		5	<b>53</b> Seamus McGLYNN
						4	<b>21</b> Jack CROUCHER
ROW 1			3	<b>2</b> Peter BAKER		2	<b>48</b> Nicky WILSON
						1	<b>26</b> Josh WAINWRIGHT
							<b>Pole</b>

Snetterton 300: 2.9689 miles

These results are provisional until the conclusion of any judicial and technical matters.

Clerk Of Course :	Stewards :	Timekeeper : Richard Evans
-------------------	------------	----------------------------

Results can be found at [www.tsl-timing.com](http://www.tsl-timing.com)

Printed - 10:58 Saturday, 06 May 2023





# BMCRC - MRO Championships 2023 - Rnd 3 @ Snetterton

## Reactive Parts MRO Powerbikes inc Clubman 1000

### RACE 11 - CLASSIFICATION



POS	NO	CL	PIC NAME	ENTRY	LAPS	TIME	GAP	DIFF	MPH	BEST	ON
1	48*	1	Nicky WILSON	Suzuki GSXR 1000 - Demon GP/Haslemere Motorcy	8	19:09.177			74.40	2:18.881	2
2	2	2	Peter BAKER	Kawasaki ZX10 -	8	19:12.492	3.315	3.315	74.19	2:21.362	7
3	188	3	Dawid KRAWIECKI	Yamaha R1 - Code Blue LTD & D A East Electrical	8	19:35.356	26.179	22.864	72.74	2:20.654	2
4	60	4	Jack YOUNGE	Kawasaki ZX10R - Chase Timber products	8	19:56.472	47.295	21.116	71.46	2:25.335	6
5	37	C	Clayton GROVER	Yamaha R1 - Grover stunts	8	19:56.662	47.485	0.190	71.45	2:24.531	7
6	30	C	Alex PENRICE	Yamaha R1 - AP Motorcycles	8	20:17.170	1:07.993	20.508	70.24	2:29.516	4
7	28	5	Louis O'REGAN	Aprilia RSV4 -	8	20:51.386	1:42.209	34.216	68.32	2:31.784	4
8	224	C	Lee HEALEY	Suzuki GSXR 1000R - Wilvin UK Ltd / Uniq3 Project	8	21:11.390	2:02.213	20.004	67.25	2:33.531	2
9	333	6	Andrew HOUGHTON	BMW S1000RR - Bahnstomer BMW	8	21:15.841	2:06.664	4.451	67.01	2:32.559	8
10	63	7	Matthew WREN	Suzuki GSXR - TBR performance	8	21:17.690	2:08.513	1.849	66.92	2:34.635	6
11	34	C	Ben CHEESEMAN	Kawasaki ZX10RR - BCH Services Kent Ltd	7	19:06.020	1 Lap	1 Lap	65.28	2:32.765	6
12	281	C	Daniel FARLEY	Suzuki GSXR - F-TECH FIRE & ELECTRICAL LTD	7	19:19.046	1 Lap	13.026	64.55	2:39.547	7
13	4	C	Remi MATUZAS	Yamaha R1 - B INTERIORS	7	19:20.533	1 Lap	1.487	64.46	2:40.143	5
14	66	8	Stephen HARVEY	Kawasaki ZX10 -	7	19:56.610	1 Lap	36.077	62.52	2:46.937	5
15	41	9	Colin THOMPSON	Suzuki GSXR1000 - Grp Motorsport	7	20:26.421	1 Lap	29.811	61.00	2:50.866	6

#### NOT CLASSIFIED

DNF	261	C	Roberto DI GREGORIO	Ducati 899 PANIGALE - Physio Healthy	6	16:43.767	2 Laps	1 Lap	63.88	2:41.730	6
DNF	26		Josh WAINWRIGHT	Honda CBR1000RR - JW MOT Centre	4	9:29.042	4 Laps	2 Laps	75.13	2:18.421	4
DNF	87	C	Karl THOMPSON	Yamaha R1 - #Teamrace	3	7:44.649	5 Laps	1 Lap	69.00	2:29.702	3
DNF	91	C	Chris TAYLOR	BMW S1000RR - Cam Civils and Landscaping LTD	2	5:38.757	6 Laps	1 Lap	63.10	2:43.645	2
DNF	21		Jack CROUCHER	Kawasaki ZX10R - Trendy lofts / croucher carpentry	0						
DNF	53		Seamus McGLYNN	Yamaha R1 - S and d build and design Ltd	0						
DNF	22		Phil ROOKE	Kawasaki ZX10RR - Fly a Spitfire Biggin Hill	0						
DNF	18	C	Sigitas CERNAUSKAS	Yamaha R1 - SC MOTO	0						
DNF	129	C	Cecil DINSMORE	Suzuki GSXR 1000 - KnC Motorsport	0						
DNF	184	C	Martyn DELLOW	Suzuki GSXR1000 - Kirdford Shotblasting	0						
DNF	274	C	Stewart LATIMER	Suzuki GSXR1000 R - Fat Bloke Racing RR	0						
DNF	888	C	Paul FAGG	Yamaha R1 4C8 - -OnlyFans-	0						

#### FASTEST LAP

26	Josh WAINWRIGHT	Honda CBR1000RR - JW MOT Centre	4	2:18.421	77.21 mph	124.26 kph
37	Clayton GROVER	Yamaha R1 - Grover stunts	7	2:24.531	73.95 mph	119.01 kph

#48 - 10 Second penalty - Jump Start.

Class - 92.5% of Race Speed = 68.82 mph  
Class C - 92.5% of Race Speed = 66.09 mph

Weather / Track : Rain / Wet

These results are provisional until the conclusion of any judicial and technical matters.

Race Distance: 8 Laps / 23.75 miles

Snetterton 300: 2.9689 miles

Date: 06/05/2023 Start: 15:43 Finish: 16:02

Clerk Of Course :	Stewards :	Timekeeper : Richard Evans
-------------------	------------	----------------------------

Results can be found at [www.tsl-timing.com](http://www.tsl-timing.com)

Printed - 16:09 Saturday, 06 May 2023



# BMCRC - MRO Championships 2023 - Rnd 3 @ Snetterton

## Reactive Parts MRO Powerbikes inc Clubman 1000

### RACE 11 - LAP CHART

#### LAP 1 @ 15:45:42.745

NO	BEHIND	LAP TIME
48		2:28.270
188	0.118	2:28.388
26	1.890	2:30.160
2	6.139	2:34.409
30	10.974	2:39.244
60	12.077	2:40.347
37	12.712	2:40.982
224	14.396	2:42.666
87	15.343	2:43.613
28	20.745	2:49.015
333	25.268	2:53.538
91	26.842	2:55.112
63	27.020	2:55.290
281	31.230	2:59.500
261	32.723	3:00.993
4	33.281	3:01.551
66	37.397	3:05.667
41	39.353	3:07.623
34	42.882	3:11.152

#### LAP 2 @ 15:48:01.626

NO	BEHIND	LAP TIME
48		2:18.881
188	1.891	2:20.654
26	3.702	2:20.693
2	11.630	2:24.372
30	24.344	2:32.251
60	24.746	2:31.550
37	27.543	2:33.712
87	27.796	2:31.334
224	29.046	2:33.531
28	36.811	2:34.947
333	49.879	2:43.492
63	50.496	2:42.357
91	51.606	2:43.645
281	59.968	2:47.619
4	1:00.055	2:45.655
261	1:01.842	2:48.000
66	1:10.017	2:51.501
34	1:11.119	2:47.118
41	1:13.004	2:52.532

#### LAP 3 @ 15:50:20.967

NO	BEHIND	LAP TIME
48		2:19.341
26	4.129	2:19.768
188	6.573	2:24.023
2	14.390	2:22.101
60	34.403	2:28.998
30	35.633	2:30.630
37	37.059	2:28.857
87	38.157	2:29.702
224	43.326	2:33.621
28	49.924	2:32.454
63	1:09.707	2:38.552
333	1:10.741	2:40.203
4	1:24.008	2:43.294
281	1:27.165	2:46.538
261	1:29.112	2:46.611
34	1:37.031	2:45.253
66	1:40.340	2:49.664
41	1:47.416	2:53.753

#### LAP 4 @ 15:52:40.406

NO	BEHIND	LAP TIME
48		2:19.439
26	3.111	2:18.421
188	13.473	2:26.339
2	17.727	2:22.776
60	43.966	2:29.002
37	44.356	2:26.736
30	45.710	2:29.516
224	1:01.798	2:37.911
28	1:02.269	2:31.784
333	1:29.610	2:38.308
63	1:29.977	2:39.709
4	1:46.465	2:41.896
281	1:52.956	2:45.230
261	1:54.164	2:44.491
34	1:56.590	2:38.998
66	2:09.200	2:48.299

#### LAP 5 @ 15:55:02.647

NO	BEHIND	LAP TIME
48		2:22.241
41	1 Lap	2:56.719
188	16.533	2:25.301
2	17.247	2:21.761
60	50.141	2:28.416
37	50.328	2:28.213
30	55.379	2:31.910
28	1:13.758	2:33.730
224	1:20.062	2:40.505
333	1:42.951	2:35.582
63	1:44.320	2:36.584
4	2:04.367	2:40.143
281	2:11.491	2:40.776
34	2:11.508	2:37.159
261	2:13.865	2:41.942

#### LAP 6 @ 15:57:22.372

NO	BEHIND	LAP TIME
48		2:19.725
66	1 Lap	2:46.937
2	20.413	2:22.891
188	30.254	2:33.446
41	1 Lap	2:53.203
60	55.751	2:25.335
37	58.394	2:27.791
30	1:07.347	2:31.693
28	1:27.785	2:33.752
224	1:43.774	2:43.437
333	1:59.037	2:35.811
63	1:59.230	2:34.635
34	2:24.548	2:32.765

#### LAP 7 @ 15:59:47.292

NO	BEHIND	LAP TIME
48		2:24.920
4	1 Lap	2:44.412
281	1 Lap	2:39.836
261	1 Lap	2:41.730
2	16.855	2:21.362
188	33.061	2:27.727
66	1 Lap	2:47.310

60	57.301	2:26.470
37	58.005	2:24.531
41	1 Lap	2:50.866
30	1:13.463	2:31.036
28	1:40.087	2:37.222
224	1:59.604	2:40.750
63	2:09.908	2:35.598
333	2:10.465	2:36.348

#### LAP 8 @ 16:02:13.652

NO	BEHIND	LAP TIME
48		2:26.360
34	1 Lap	2:33.575
2	13.315	2:22.820
281	1 Lap	2:39.547
4	1 Lap	2:43.582
188	36.179	2:29.478
60	57.295	2:26.354
66	1 Lap	2:47.232
37	57.485	2:25.840
30	1:17.993	2:30.890
41	1 Lap	2:51.725
28	1:52.209	2:38.482
224	2:12.213	2:38.969
333	2:16.664	2:32.559
63	2:18.513	2:34.965



# BMCRC - MRO Championships 2023 - Rnd 3 @ Snetterton

## Reactive Parts MRO Powerbikes inc Clubman 1000

### RACE 11 - POSITION CHART

No	Name	Lap								
		Pos	1	2	3	4	5	6	7	8
26	WAINWRIGHT	1	48	48	48	48	48	48	48	48
48	WILSON	2	188	188	26	26	188	2	2	2
2	BAKER	3	26	26	188	188	2	188	188	188
21	CROUCHER	4	2	2	2	2	60	60	60	60
53	McGLYNN	5	30	30	60	60	37	37	37	37
224	HEALEY	6	60	60	30	37	30	30	30	30
60	YOUNGE	7	37	37	37	30	28	28	28	28
37	GROVER	8	224	87	87	224	224	224	224	224
87	THOMPSON	9	87	224	224	28	333	333	63	333
22	ROOKE	10	28	28	28	333	63	63	333	63
91	TAYLOR	11	333	333	63	63	4	34	34	
18	CERNIAUSKAS	12	91	63	333	4	281	4	281	
129	DINSMORE	13	63	91	4	281	34	281	4	
188	KRAWIECKI	14	281	281	281	261	261	261	66	
30	PENRICE	15	261	4	261	34	66	66	41	
184	DELLOW	16	4	261	34	66	41	41		
28	O'REGAN	17	66	66	66	41				
63	WREN	18	41	34	41					
281	FARLEY	19	34	41						
34	CHEESEMAN	20								
4	MATUZAS	21								
261	DI GREGORIO	22								
274	LATIMER	23								
41	THOMPSON	24								
66	HARVEY	25								
333	HOUGHTON	26								
888	FAGG	27								

# BMCRC - MRO Championships 2023 - Rnd 3 @ Snetterton

## Reactive Parts MRO Powerbikes inc Clubman 1000

### RACE 11 - SECTOR ANALYSIS



SECTOR 1 = FL to I1, SECTOR 2 = I1 to FL, DIFF = Difference To Personal Best Lap, P = Crossed Finish Line in Pit Lane, D = Time Disallowed

P1 48		Nicky WILSON		Suzuki GSXR 1000 - Demon GP/Haslemere Motorcycles			
IDEAL LAP TIME : 2:18.881		BEST LAP TIME : 2:18.881		DIFFERENCE : 0.000			
LAP	SECTOR 1	SECTOR 2	LAP TIME	MPH	DIFF	TIME OF DAY	
1 -		48.017	2:28.270	72.08	9.389	15:45:42.745	
2 -	<b>1:32.306</b>	<b>46.575</b>	<b>2:18.881 (1)</b>	<b>76.95</b>		<b>15:48:01.626</b>	
3 -	1:32.321	47.020	2:19.341 (2)	76.70	0.460	15:50:20.967	
4 -	1:32.796	46.643	2:19.439 (3)	76.65	0.558	15:52:40.406	
5 -	1:34.157	48.084	2:22.241	75.14	3.360	15:55:02.647	
6 -	1:33.013	46.712	2:19.725	76.49	0.844	15:57:22.372	
7 -	1:36.039	48.881	2:24.920	73.75	6.039	15:59:47.292	
8 -	1:35.362	50.998	2:26.360	73.02	7.479	16:02:13.652	

P2 2		Peter BAKER		Kawasaki ZX10 -			
IDEAL LAP TIME : 2:21.346		BEST LAP TIME : 2:21.362		DIFFERENCE : 0.016			
LAP	SECTOR 1	SECTOR 2	LAP TIME	MPH	DIFF	TIME OF DAY	
1 -		50.435	2:34.409	69.21	13.047	15:45:48.884	
2 -	1:34.859	49.513	2:24.372	74.03	3.010	15:48:13.256	
3 -	1:33.997	48.104	2:22.101 (3)	75.21	0.739	15:50:35.357	
4 -	1:34.477	48.299	2:22.776	74.85	1.414	15:52:58.133	
5 -	1:34.104	47.657	2:21.761 (2)	75.39	0.399	15:55:19.894	
6 -	1:34.956	47.935	2:22.891	74.79	1.529	15:57:42.785	
7 -	<b>1:33.741</b>	47.621	<b>2:21.362 (1)</b>	<b>75.60</b>		<b>16:00:04.147</b>	
8 -	1:35.215	<b>47.605</b>	2:22.820	74.83	1.458	16:02:26.967	

P3 188		Dawid KRAWIECKI		Yamaha R1 - Code Blue LTD & D A East Electrical			
IDEAL LAP TIME : 2:20.654		BEST LAP TIME : 2:20.654		DIFFERENCE : 0.000			
LAP	SECTOR 1	SECTOR 2	LAP TIME	MPH	DIFF	TIME OF DAY	
1 -		47.574	2:28.388	72.02	7.734	15:45:42.863	
2 -	<b>1:33.195</b>	<b>47.459</b>	<b>2:20.654 (1)</b>	<b>75.98</b>		<b>15:48:03.517</b>	
3 -	1:35.131	48.892	2:24.023 (2)	74.21	3.369	15:50:27.540	
4 -	1:37.230	49.109	2:26.339	73.03	5.685	15:52:53.879	
5 -	1:36.491	48.810	2:25.301 (3)	73.55	4.647	15:55:19.180	
6 -	1:35.613	57.833	2:33.446	69.65	12.792	15:57:52.626	
7 -	1:37.414	50.313	2:27.727	72.35	7.073	16:00:20.353	
8 -	1:38.796	50.682	2:29.478	71.50	8.824	16:02:49.831	

P4 60		Jack YOUNGE		Kawasaki ZX10R - Chase Timber products			
IDEAL LAP TIME : 2:25.335		BEST LAP TIME : 2:25.335		DIFFERENCE : 0.000			
LAP	SECTOR 1	SECTOR 2	LAP TIME	MPH	DIFF	TIME OF DAY	
1 -		52.130	2:40.347	66.65	15.012	15:45:54.822	
2 -	1:39.837	51.713	2:31.550	70.52	6.215	15:48:26.372	
3 -	1:38.888	50.110	2:28.998	71.73	3.663	15:50:55.370	
4 -	1:39.097	49.905	2:29.002	71.73	3.667	15:53:24.372	
5 -	1:37.861	50.555	2:28.416	72.01	3.081	15:55:52.788	
6 -	<b>1:36.108</b>	<b>49.227</b>	<b>2:25.335 (1)</b>	<b>73.54</b>		<b>15:58:18.123</b>	
7 -	1:36.733	49.737	2:26.470 (3)	72.97	1.135	16:00:44.593	
8 -	1:36.368	49.986	2:26.354 (2)	73.02	1.019	16:03:10.947	

P5 37 C		Clayton GROVER		Yamaha R1 - Grover stunts			
IDEAL LAP TIME : 2:24.531		BEST LAP TIME : 2:24.531		DIFFERENCE : 0.000			
LAP	SECTOR 1	SECTOR 2	LAP TIME	MPH	DIFF	TIME OF DAY	
1 -		53.424	2:40.982	66.39	16.451	15:45:55.457	
2 -	1:41.230	52.482	2:33.712	69.53	9.181	15:48:29.169	
3 -	1:38.348	50.509	2:28.857	71.80	4.326	15:50:58.026	
4 -	1:37.576	49.160	2:26.736 (3)	72.83	2.205	15:53:24.762	
5 -	1:37.213	51.000	2:28.213	72.11	3.682	15:55:52.975	
6 -	1:38.695	49.096	2:27.791	72.31	3.260	15:58:20.766	
7 -	<b>1:35.557</b>	<b>48.974</b>	<b>2:24.531 (1)</b>	<b>73.95</b>		<b>16:00:45.297</b>	
8 -	1:36.227	49.613	2:25.840 (2)	73.28	1.309	16:03:11.137	

# BMCRC - MRO Championships 2023 - Rnd 3 @ Snetterton

## Reactive Parts MRO Powerbikes inc Clubman 1000

### RACE 11 - SECTOR ANALYSIS



SECTOR 1 = FL to I1, SECTOR 2 = I1 to FL, DIFF = Difference To Personal Best Lap, P = Crossed Finish Line in Pit Lane, D = Time Disallowed

P6 30 C		Alex PENRICE		Yamaha R1 - AP Motorcycles			
IDEAL LAP TIME : 2:29.516		BEST LAP TIME : 2:29.516		DIFFERENCE : 0.000			
LAP	SECTOR 1	SECTOR 2	LAP TIME	MPH	DIFF	TIME OF DAY	
1 -		51.778	2:39.244	67.11	9.728	15:45:53.719	
2 -	1:40.309	51.942	2:32.251	70.20	2.735	15:48:25.970	
3 -	1:39.908	50.722	2:30.630 (2)	70.95	1.114	15:50:56.600	
4 -	<b>1:38.822</b>	<b>50.694</b>	<b>2:29.516 (1)</b>	<b>71.48</b>		<b>15:53:26.116</b>	
5 -	1:40.321	51.589	2:31.910	70.35	2.394	15:55:58.026	
6 -	1:40.043	51.650	2:31.693	70.45	2.177	15:58:29.719	
7 -	1:39.216	51.820	2:31.036	70.76	1.520	16:01:00.755	
8 -	1:39.993	50.897	2:30.890 (3)	70.83	1.374	16:03:31.645	

P7 28		Louis O'REGAN		Aprilia RSV4 -			
IDEAL LAP TIME : 2:31.311		BEST LAP TIME : 2:31.784		DIFFERENCE : 0.473			
LAP	SECTOR 1	SECTOR 2	LAP TIME	MPH	DIFF	TIME OF DAY	
1 -		54.029	2:49.015	63.23	17.231	15:46:03.490	
2 -	1:42.833	52.114	2:34.947	68.97	3.163	15:48:38.437	
3 -	1:40.646	<b>51.808</b>	2:32.454 (2)	70.10	0.670	15:51:10.891	
4 -	<b>1:39.503</b>	52.281	<b>2:31.784 (1)</b>	<b>70.41</b>		<b>15:53:42.675</b>	
5 -	1:41.071	52.659	2:33.730 (3)	69.52	1.946	15:56:16.405	
6 -	1:41.499	52.253	2:33.752	69.51	1.968	15:58:50.157	
7 -	1:43.977	53.245	2:37.222	67.98	5.438	16:01:27.379	
8 -	1:44.496	53.986	2:38.482	67.44	6.698	16:04:05.861	

P8 224 C		Lee HEALEY		Suzuki GSXR 1000R - Wilvin UK Ltd / Uniq3 Projects Ltd			
IDEAL LAP TIME : 2:32.293		BEST LAP TIME : 2:33.531		DIFFERENCE : 1.238			
LAP	SECTOR 1	SECTOR 2	LAP TIME	MPH	DIFF	TIME OF DAY	
1 -		52.839	2:42.666	65.70	9.135	15:45:57.141	
2 -	1:41.423	<b>52.108</b>	<b>2:33.531 (1)</b>	<b>69.61</b>		<b>15:48:30.672</b>	
3 -	<b>1:40.185</b>	53.436	2:33.621 (2)	69.57	0.090	15:51:04.293	
4 -	1:44.115	53.796	2:37.911 (3)	67.68	4.380	15:53:42.204	
5 -	1:46.073	54.432	2:40.505	66.59	6.974	15:56:22.709	
6 -	1:48.175	55.262	2:43.437	65.39	9.906	15:59:06.146	
7 -	1:46.973	53.777	2:40.750	66.48	7.219	16:01:46.896	
8 -	1:45.337	53.632	2:38.969	67.23	5.438	16:04:25.865	

P9 333		Andrew HOUGHTON		BMW S1000RR - Bahnstormer BMW			
IDEAL LAP TIME : 2:32.559		BEST LAP TIME : 2:32.559		DIFFERENCE : 0.000			
LAP	SECTOR 1	SECTOR 2	LAP TIME	MPH	DIFF	TIME OF DAY	
1 -		56.058	2:53.538	61.58	20.979	15:46:08.013	
2 -	1:48.553	54.939	2:43.492	65.37	10.933	15:48:51.505	
3 -	1:46.872	53.331	2:40.203	66.71	7.644	15:51:31.708	
4 -	1:45.563	52.745	2:38.308	67.51	5.749	15:54:10.016	
5 -	1:42.866	52.716	2:35.582 (2)	68.69	3.023	15:56:45.598	
6 -	1:43.146	52.665	2:35.811 (3)	68.59	3.252	15:59:21.409	
7 -	1:42.885	53.463	2:36.348	68.36	3.789	16:01:57.757	
8 -	<b>1:41.534</b>	<b>51.025</b>	<b>2:32.559 (1)</b>	<b>70.05</b>		<b>16:04:30.316</b>	

P10 63		Matthew WREN		Suzuki GSXR - TBR performance			
IDEAL LAP TIME : 2:34.347		BEST LAP TIME : 2:34.635		DIFFERENCE : 0.288			
LAP	SECTOR 1	SECTOR 2	LAP TIME	MPH	DIFF	TIME OF DAY	
1 -		54.717	2:55.290	60.97	20.655	15:46:09.765	
2 -	1:46.993	55.364	2:42.357	65.83	7.722	15:48:52.122	
3 -	1:44.983	53.569	2:38.552	67.41	3.917	15:51:30.674	
4 -	1:46.815	52.894	2:39.709	66.92	5.074	15:54:10.383	
5 -	1:43.925	52.659	2:36.584	68.25	1.949	15:56:46.967	
6 -	<b>1:42.395</b>	52.240	<b>2:34.635 (1)</b>	<b>69.11</b>		<b>15:59:21.602</b>	
7 -	1:42.437	53.161	2:35.598 (3)	68.69	0.963	16:01:57.200	
8 -	1:43.013	<b>51.952</b>	2:34.965 (2)	68.97	0.330	16:04:32.165	

# BMCRC - MRO Championships 2023 - Rnd 3 @ Snetterton

## Reactive Parts MRO Powerbikes inc Clubman 1000

### RACE 11 - SECTOR ANALYSIS



SECTOR 1 = FL to I1, SECTOR 2 = I1 to FL, DIFF = Difference To Personal Best Lap, P = Crossed Finish Line in Pit Lane, D = Time Disallowed

P11 34 C		Ben CHEESEMAN		Kawasaki ZX10RR - BCH Services Kent Ltd			
IDEAL LAP TIME : 2:32.765		BEST LAP TIME : 2:32.765		DIFFERENCE : 0.000			
LAP	SECTOR 1	SECTOR 2	LAP TIME	MPH	DIFF	TIME OF DAY	
1 -		1:02.025	3:11.152	55.91	38.387	15:46:25.627	
2 -	1:50.528	56.590	2:47.118	63.95	14.353	15:49:12.745	
3 -	1:49.823	55.430	2:45.253	64.67	12.488	15:51:57.998	
4 -	1:45.708	53.290	2:38.998	67.22	6.233	15:54:36.996	
5 -	1:43.358	53.801	2:37.159 (3)	68.00	4.394	15:57:14.155	
6 -	<b>1:41.153</b>	<b>51.612</b>	<b>2:32.765 (1)</b>	<b>69.96</b>		<b>15:59:46.920</b>	
7 -	1:41.564	52.011	2:33.575 (2)	69.59	0.810	16:02:20.495	

P12 281 C		Daniel FARLEY		Suzuki GSXR - F-TECH FIRE & ELECTRICAL LTD			
IDEAL LAP TIME : 2:38.238		BEST LAP TIME : 2:39.547		DIFFERENCE : 1.309			
LAP	SECTOR 1	SECTOR 2	LAP TIME	MPH	DIFF	TIME OF DAY	
1 -		58.293	2:59.500	59.54	19.953	15:46:13.975	
2 -	1:51.128	56.491	2:47.619	63.76	8.072	15:49:01.594	
3 -	1:51.776	54.762	2:46.538	64.17	6.991	15:51:48.132	
4 -	1:49.850	55.380	2:45.230	64.68	5.683	15:54:33.362	
5 -	1:46.214	54.562	2:40.776 (3)	66.47	1.229	15:57:14.138	
6 -	<b>1:44.668</b>	55.168	2:39.836 (2)	66.86	0.289	15:59:53.974	
7 -	1:45.977	<b>53.570</b>	<b>2:39.547 (1)</b>	<b>66.99</b>		<b>16:02:33.521</b>	

P13 4 C		Remi MATUZAS		Yamaha R1 - B INTERIORS			
IDEAL LAP TIME : 2:40.143		BEST LAP TIME : 2:40.143		DIFFERENCE : 0.000			
LAP	SECTOR 1	SECTOR 2	LAP TIME	MPH	DIFF	TIME OF DAY	
1 -		56.536	3:01.551	58.87	21.408	15:46:16.026	
2 -	1:50.070	55.585	2:45.655	64.52	5.512	15:49:01.681	
3 -	1:47.186	56.108	2:43.294 (3)	65.45	3.151	15:51:44.975	
4 -	1:46.546	55.350	2:41.896 (2)	66.01	1.753	15:54:26.871	
5 -	<b>1:45.775</b>	<b>54.368</b>	<b>2:40.143 (1)</b>	<b>66.74</b>		<b>15:57:07.014</b>	
6 -	1:48.285	56.127	2:44.412	65.00	4.269	15:59:51.426	
7 -	1:49.126	54.456	2:43.582	65.33	3.439	16:02:35.008	

P14 66		Stephen HARVEY		Kawasaki ZX10 -			
IDEAL LAP TIME : 2:46.352		BEST LAP TIME : 2:46.937		DIFFERENCE : 0.585			
LAP	SECTOR 1	SECTOR 2	LAP TIME	MPH	DIFF	TIME OF DAY	
1 -		57.929	3:05.667	57.56	18.730	15:46:20.142	
2 -	1:53.896	57.605	2:51.501	62.32	4.564	15:49:11.643	
3 -	1:53.276	56.388	2:49.664	62.99	2.727	15:52:01.307	
4 -	1:52.185	56.114	2:48.299	63.50	1.362	15:54:49.606	
5 -	1:51.165	<b>55.772</b>	<b>2:46.937 (1)</b>	<b>64.02</b>		<b>15:57:36.543</b>	
6 -	<b>1:50.580</b>	56.730	2:47.310 (3)	63.88	0.373	16:00:23.853	
7 -	1:51.197	56.035	2:47.232 (2)	63.91	0.295	16:03:11.085	

P15 41		Colin THOMPSON		Suzuki GSXR1000 - Grp Motorsport			
IDEAL LAP TIME : 2:50.656		BEST LAP TIME : 2:50.866		DIFFERENCE : 0.210			
LAP	SECTOR 1	SECTOR 2	LAP TIME	MPH	DIFF	TIME OF DAY	
1 -		58.657	3:07.623	56.96	16.757	15:46:22.098	
2 -	1:54.262	58.270	2:52.532 (3)	61.94	1.666	15:49:14.630	
3 -	1:55.346	58.407	2:53.753	61.51	2.887	15:52:08.383	
4 -	1:58.743	57.976	2:56.719	60.48	5.853	15:55:05.102	
5 -	1:54.211	58.992	2:53.203	61.70	2.337	15:57:58.305	
6 -	<b>1:53.865</b>	57.001	<b>2:50.866 (1)</b>	<b>62.55</b>		<b>16:00:49.171</b>	
7 -	1:54.934	<b>56.791</b>	2:51.725 (2)	62.23	0.859	16:03:40.896	

# BMCRC - MRO Championships 2023 - Rnd 3 @ Snetterton

## Reactive Parts MRO Powerbikes inc Clubman 1000

### RACE 11 - SECTOR ANALYSIS



SECTOR 1 = FL to I1, SECTOR 2 = I1 to FL, DIFF = Difference To Personal Best Lap, P = Crossed Finish Line in Pit Lane, D = Time Disallowed

<b>P16 261 C</b>		<b>Roberto DI GREGORIO</b>		Ducati 899 PANIGALE - Physio Healthy		
IDEAL LAP TIME : 2:41.178		BEST LAP TIME : 2:41.730		DIFFERENCE : 0.552		
LAP	SECTOR 1	SECTOR 2	LAP TIME	MPH	DIFF	TIME OF DAY
1 -		57.374	3:00.993	59.05	19.263	15:46:15.468
2 -	1:50.931	57.069	2:48.000	63.61	6.270	15:49:03.468
3 -	1:50.759	55.852	2:46.611	64.14	4.881	15:51:50.079
4 -	1:48.449	56.042	2:44.491 (3)	64.97	2.761	15:54:34.570
5 -	<b>1:46.474</b>	55.468	2:41.942 (2)	65.99	0.212	15:57:16.512
6 -	1:47.026	<b>54.704</b>	<b>2:41.730 (1)</b>	<b>66.08</b>		<b>15:59:58.242</b>

<b>P17 26</b>		<b>Josh WAINWRIGHT</b>		Honda CBR1000RR - JW MOT Centre		
IDEAL LAP TIME : 2:18.421		BEST LAP TIME : 2:18.421		DIFFERENCE : 0.000		
LAP	SECTOR 1	SECTOR 2	LAP TIME	MPH	DIFF	TIME OF DAY
1 -		48.674	2:30.160	71.17	11.739	15:45:44.635
2 -	1:33.776	46.917	2:20.693 (3)	75.96	2.272	15:48:05.328
3 -	1:32.963	46.805	2:19.768 (2)	76.47	1.347	15:50:25.096
4 -	<b>1:31.776</b>	<b>46.645</b>	<b>2:18.421 (1)</b>	<b>77.21</b>		<b>15:52:43.517</b>

<b>P18 87 C</b>		<b>Karl THOMPSON</b>		Yamaha R1 - #Teamrace		
IDEAL LAP TIME : 2:29.702		BEST LAP TIME : 2:29.702		DIFFERENCE : 0.000		
LAP	SECTOR 1	SECTOR 2	LAP TIME	MPH	DIFF	TIME OF DAY
1 -		52.728	2:43.613	65.32	13.911	15:45:58.088
2 -	1:39.352	51.982	2:31.334 (2)	70.62	1.632	15:48:29.422
3 -	<b>1:38.984</b>	<b>50.718</b>	<b>2:29.702 (1)</b>	<b>71.39</b>		<b>15:50:59.124</b>

<b>P19 91 C</b>		<b>Chris TAYLOR</b>		BMW S1000RR - Cam Civils and Landscaping LTD		
IDEAL LAP TIME : 2:43.645		BEST LAP TIME : 2:43.645		DIFFERENCE : 0.000		
LAP	SECTOR 1	SECTOR 2	LAP TIME	MPH	DIFF	TIME OF DAY
1 -		56.071	2:55.112	61.03	11.467	15:46:09.587
2 -	<b>1:48.117</b>	<b>55.528</b>	<b>2:43.645 (1)</b>	<b>65.31</b>		<b>15:48:53.232</b>

# BMCRC - MRO Championships 2023 - Rnd 3 @ Snetterton

## Reactive Parts MRO Powerbikes inc Clubman 1000

### RACE 11 - BEST SECTORS

SECTOR 1			SECTOR 2			IDEAL / BEST COMPARISON						
POS	NO	NAME	TIME	NO	NAME	TIME	POS	NO	NAME	IDEAL	BEST	DIFF
									<b>PERFECT LAP</b>	<b>2:18.351</b>		
1	26	WAINWRIGHT	1:31.776	48	WILSON	46.575	1	26	WAINWRIGHT	2:18.421	2:18.421	0.000
2	48	WILSON	1:32.306	26	WAINWRIGHT	46.645	2	48	WILSON	2:18.881	2:18.881	0.000
3	188	KRAWIECKI	1:33.195	188	KRAWIECKI	47.459	3	188	KRAWIECKI	2:20.654	2:20.654	0.000
4	2	BAKER	1:33.741	2	BAKER	47.605	4	2	BAKER	2:21.346	2:21.362	0.016
5	37	GROVER	1:35.557	37	GROVER	48.974	5	37	GROVER	2:24.531	2:24.531	0.000
6	60	YOUNGE	1:36.108	60	YOUNGE	49.227	6	60	YOUNGE	2:25.335	2:25.335	0.000
7	30	PENRICE	1:38.822	30	PENRICE	50.694	7	30	PENRICE	2:29.516	2:29.516	0.000
8	87	THOMPSON	1:38.984	87	THOMPSON	50.718	8	87	THOMPSON	2:29.702	2:29.702	0.000
9	28	O'REGAN	1:39.503	333	HOUGHTON	51.025	9	28	O'REGAN	2:31.311	2:31.784	0.473
10	224	HEALEY	1:40.185	34	CHEESEMAN	51.612	10	224	HEALEY	2:32.293	2:33.531	1.238
11	34	CHEESEMAN	1:41.153	28	O'REGAN	51.808	11	333	HOUGHTON	2:32.559	2:32.559	0.000
12	333	HOUGHTON	1:41.534	63	WREN	51.952	12	34	CHEESEMAN	2:32.765	2:32.765	0.000
13	63	WREN	1:42.395	224	HEALEY	52.108	13	63	WREN	2:34.347	2:34.635	0.288
14	281	FARLEY	1:44.668	281	FARLEY	53.570	14	281	FARLEY	2:38.238	2:39.547	1.309
15	4	MATUZAS	1:45.775	4	MATUZAS	54.368	15	4	MATUZAS	2:40.143	2:40.143	0.000
16	261	DI GREGORIO	1:46.474	261	DI GREGORIO	54.704	16	261	DI GREGORIO	2:41.178	2:41.730	0.552
17	91	TAYLOR	1:48.117	91	TAYLOR	55.528	17	91	TAYLOR	2:43.645	2:43.645	0.000
18	66	HARVEY	1:50.580	66	HARVEY	55.772	18	66	HARVEY	2:46.352	2:46.937	0.585
19	41	THOMPSON	1:53.865	41	THOMPSON	56.791	19	41	THOMPSON	2:50.656	2:50.866	0.210
20												
21												
22												
23												
24												
25												
26												
27												

# BMCRC - MRO Championships 2023 - Rnd 3 @ Snetterton

## Reactive Parts MRO Powerbikes inc Clubman 1000

### RACE 11 - STATISTICS

**Competitors Started** 24  
**Planned Start** 2023-05-06 @ 14:40:00.000  
**Actual Start** 2023-05-06 @ 15:43:14.474  
**Finish Time** 2023-05-06 @ 16:02:13.651  
**Track Length** 2.9689mi.  
**Total Laps** 130  
**Total Distance Covered** 385.9585mi.

#### Session Fastest Lap History

NO	CL	NAME	LAP TIME	TIME OF DAY	LAP	VEHICLE
48		Nicky WILSON	<b>2:18.881</b>	15:48:01.631	2	Suzuki GSXR 1000
26		Josh WAINWRIGHT	<b>2:18.421</b>	15:52:43.536	4	Honda CBR1000RR

#### Session Leader History

NO	CL	NAME	FROM LAP	LAPS LED	DISTANCE	VEHICLE
48		Nicky WILSON	1	8	23.75 miles	Suzuki GSXR 1000

#### Flag History

TYPE	TIME OF DAY
GREEN	15:43:14.474
FINISH	16:02:13.651

#### Flag Statistics

TYPE	COUNT	TOTAL LAPS	TOTAL TIME
Green	1	8	21:28.053
Red	0	0	0.000
Safety Car	0	0	0.000
FCY	0	0	0.000

# BMCRC - MRO Championships 2023 - Rnd 3 @ Snetterton

Reactive Parts MRO Powerbikes inc Clubman 1000

## RACE 11 - STATISTICS

CLASS :

12 Starters

### Fastest Lap History

NO	NAME	LAP TIME	TIME OF DAY	LAP	VEHICLE
48	Nicky WILSON	2:18.881	15:48:01.631	2	Suzuki GSXR 1000
26	Josh WAINWRIGHT	2:18.421	15:52:43.536	4	Honda CBR1000RR

### Leader History

NO	NAME	FROM LAP	LAPS LED	DISTANCE	VEHICLE
48	Nicky WILSON	1	8	23.75 miles	Suzuki GSXR 1000



# BMCRC - MRO Championships 2023 - Rnd 3 @ Snetterton

Reactive Parts MRO Powerbikes inc Clubman 1000

## RACE 11 - STATISTICS

CLASS : C

12 Starters

### Fastest Lap History

NO	NAME	LAP TIME	TIME OF DAY	LAP	VEHICLE
30	Alex PENRICE	2:32.251	15:48:25.975	2	Yamaha R1
87	Karl THOMPSON	2:31.334	15:48:29.427	2	Yamaha R1
30	Alex PENRICE	2:30.630	15:50:56.605	3	Yamaha R1
37	Clayton GROVER	2:28.857	15:50:58.030	3	Yamaha R1
37	Clayton GROVER	2:26.736	15:53:24.766	4	Yamaha R1
37	Clayton GROVER	2:24.531	16:00:45.301	7	Yamaha R1

### Leader History

NO	NAME	FROM LAP	LAPS LED	DISTANCE	VEHICLE
30	Alex PENRICE	1	3	8.90 miles	Yamaha R1
37	Clayton GROVER	4	5	14.84 miles	Yamaha R1



# BMCRC - MRO Championships 2023 - Rnd 3 @ Snetterton

## Reactive Parts MRO Powerbikes inc Clubman 1000

### RACE 11 - GRID (7 Laps)



ROW 11		32	<b>263</b> Riccardo BIGUZZI	31	<b>175</b> Arlindo PESTANA		
ROW 10	30	<b>17</b> Phil BAKER	29	<b>7</b> Seb JENKINS	28	<b>46</b> Simon GATES	
ROW 9		27	<b>888</b> Paul FAGG	26	<b>184</b> Martyn DELLOW	25	<b>53</b> Seamus McGLYNN
ROW 8	24	<b>274</b> Stewart LATIMER	23	2:50.866 <b>41</b> Colin THOMPSON	22	2:46.937 <b>66</b> Stephen HARVEY	
ROW 7		21	2:43.645 <b>91</b> Chris TAYLOR	20	2:41.730 <b>261</b> Roberto DI GREGORIO	19	<b>129</b> Cecil DINSMORE
ROW 6	18	<b>18</b> Sigitas CERNIAUSKAS	17	2:40.143 <b>4</b> Remi MATUZAS	16	<b>22</b> Phil ROOKE	
ROW 5		15	2:39.547 <b>281</b> Daniel FARLEY	14	2:34.635 <b>63</b> Matthew WREN	13	2:33.531 <b>224</b> Lee HEALEY
ROW 4	12	2:32.765 <b>34</b> Ben CHEESEMAN	11	2:32.559 <b>333</b> Andrew HOUGHTON	10	<b>21</b> Jack CROUCHER	
ROW 3		9	2:31.784 <b>28</b> Louis O'REGAN	8	2:29.702 <b>87</b> Karl THOMPSON	7	2:29.516 <b>30</b> Alex PENRICE
ROW 2	6	2:25.335 <b>60</b> Jack YOUNGE	5	2:24.531 <b>37</b> Clayton GROVER	4	2:21.362 <b>2</b> Peter BAKER	
ROW 1		3	2:20.654 <b>188</b> Dawid KRAWIECKI	2	2:18.881 <b>48</b> Nicky WILSON	1	2:18.421 <b>26</b> Josh WAINWRIGHT
<b>Pole</b>							

Snetterton 300: 2.9689 miles

These results are provisional until the conclusion of any judicial and technical matters.

Clerk Of Course :	Stewards :	Timekeeper : Richard Evans
-------------------	------------	----------------------------

Results can be found at [www.tsl-timing.com](http://www.tsl-timing.com)

Printed - 16:08 Saturday, 06 May 2023





# BMCRC - MRO Championships 2023 - Rnd 3 @ Snetterton

## Reactive Parts MRO Powerbikes inc Clubman 1000

### RACE 11 - CLASSIFICATION



POS	NO	CL	PIC NAME	ENTRY	LAPS	TIME	GAP	DIFF	MPH	BEST	ON
1	26		1 Josh WAINWRIGHT	Honda CBR1000RR - JW MOT Centre	7	13:49.591			90.18	1:56.373	4
2	48		2 Nicky WILSON	Suzuki GSXR 1000 - Demon GP/Haslemere Motorcy	7	14:02.661	13.070	13.070	88.78	1:57.530	3
3	21		3 Jack CROUCHER	Kawasaki ZX10R - Trendy lofts / croucher carpentry	7	14:15.887	26.296	13.226	87.41	2:00.326	6
4	188		4 Dawid KRAWIECKI	Yamaha R1 - Code Blue LTD & D A East Electrical	7	14:16.235	26.644	0.348	87.37	2:00.617	6
5	2		5 Peter BAKER	Kawasaki ZX10 -	7	14:16.323	27.732	0.088	87.36	2:00.900	6
6	53		6 Seamus McGLYNN	Yamaha R1 - S and d build and design Ltd	7	14:17.066	27.475	0.743	87.29	2:00.599	5
7	37	C	1 Clayton GROVER	Yamaha R1 - Grover stunts	7	14:25.068	35.477	8.002	86.48	2:01.847	5
8	60		7 Jack YOUNGE	Kawasaki ZX10R - Chase Timber products	7	14:30.205	40.614	5.137	85.97	2:02.068	2
9	30	C	2 Alex PENRICE	Yamaha R1 - AP Motorcycles	7	14:34.136	44.545	3.931	85.58	2:02.284	7
10	63		8 Matthew WREN	Suzuki GSXR - TBR performance	7	14:34.915	45.324	0.779	85.51	2:02.294	7
11	224	C	3 Lee HEALEY	Suzuki GSXR 1000R - Wilvin UK Ltd / Uniq3 Project	7	14:42.014	52.423	7.099	84.82	2:04.294	4
12	4	C	4 Remi MATUZAS	Yamaha R1 - B INTERIORS	7	15:04.639	1:15.048	22.625	82.70	2:05.497	7
13	333		9 Andrew HOUGHTON	BMW S1000RR - Bahnstormer BMW	7	15:05.187	1:15.596	0.548	82.65	2:03.201	7
14	46	C	5 Simon GATES	Yamaha YZF R1 - T.A Roden LTD / Canine Plus Hyc	7	15:11.854	1:22.263	6.667	82.04	2:07.273	7
15	22		10 Phil ROOKE	Kawasaki ZX10RR - Fly a Spitfire Biggin Hill	7	15:13.889	1:24.298	2.035	81.86	2:04.595	7
16	281	C	6 Daniel FARLEY	Suzuki GSXR - F-TECH FIRE & ELECTRICAL LTD	7	15:14.523	1:24.932	0.634	81.80	2:08.469	4
17	8		11 Liam McCARTER	Ducati 1098 - Katie McCarter	7	15:25.905	1:36.314	11.382	80.80	2:08.460	7
18	41		12 Colin THOMPSON	Suzuki GSXR1000 - Grp Motorsport	7	15:27.679	1:38.088	1.774	80.64	2:10.250	6
19	34	C	7 Ben CHEESEMAN	Kawasaki ZX10RR - BCH Services Kent Ltd	7	15:28.241	1:38.650	0.562	80.60	2:07.776	7
20	184	C	8 Martyn DELLOW	Suzuki GSXR1000 - Kirdford Shotblasting	7	15:32.500	1:42.909	4.259	80.23	2:10.926	7
21	261	C	9 Roberto DI GREGORIO	Ducati 899 PANIGALE - Physio Healthy	7	15:41.650	1:52.059	9.150	79.45	2:10.374	6
22	274	C	10 Stewart LATIMER	Suzuki GSXR1000 R - Fat Bloke Racing RR	7	16:03.571	2:13.980	21.921	77.64	2:15.176	3
23	66		13 Stephen HARVEY	Kawasaki ZX10 -	7	16:03.963	2:14.372	0.392	77.61	2:13.942	6
24	888	C	11 Paul FAGG	Yamaha R1 4C8 - -OnlyFans-	6	13:51.576	1 Lap	1 Lap	77.11	2:15.695	3
25	56	C	12 Paul HARRIS	Kawasaki ZX10R -	6	13:52.110	1 Lap	0.534	77.06	2:14.809	3

NOT CLASSIFIED

DNF	18	C	Sigitas CERNIAUSKAS	Yamaha R1 - SC MOTO	0						
DNF	49		James BULL	Triumph 765 -	0						

NOT STARTED

NS	28		Louis O'REGAN	Aprilia RSV4 -							
----	----	--	---------------	----------------	--	--	--	--	--	--	--

FASTEST LAP

26			Josh WAINWRIGHT	Honda CBR1000RR - JW MOT Centre	4	1:56.373	91.84 mph	147.80 kph			
37	C		Clayton GROVER	Yamaha R1 - Grover stunts	5	2:01.847	87.71 mph	141.16 kph			

Class - 92.5% of Race Speed = 83.41 mph  
Class C - 92.5% of Race Speed = 79.99 mph

Race Distance: 7 Laps / 20.78 miles  
Snetterton 300: 2.9689 miles

Weather / Track : Sunny / Dry

These results are provisional until the conclusion of any judicial and technical matters.

Date: 07/05/2023 Start: 14:20 Finish: 14:34

Clerk Of Course :	Stewards :	Timekeeper : Richard Evans
-------------------	------------	----------------------------

Results can be found at [www.tsl-timing.com](http://www.tsl-timing.com)

Printed - 14:36 Sunday, 07 May 2023



# BMCRC - MRO Championships 2023 - Rnd 3 @ Snetterton

## Reactive Parts MRO Powerbikes inc Clubman 1000

### RACE 11 - LAP CHART

#### LAP 1 @ 14:22:32.238

NO	BEHIND	LAP TIME
26		2:03.405
48	1.196	2:04.601
188	2.943	2:06.348
37	3.575	2:06.980
21	3.634	2:07.039
2	4.468	2:07.873
53	4.992	2:08.397
60	5.019	2:08.424
30	8.631	2:12.036
63	8.646	2:12.051
224	9.451	2:12.856
281	13.137	2:16.542
46	14.262	2:17.667
4	17.747	2:21.152
34	18.232	2:21.637
333	18.339	2:21.744
41	18.739	2:22.144
184	19.589	2:22.994
274	20.989	2:24.394
8	21.260	2:24.665
66	23.292	2:26.697
261	23.325	2:26.730
888	25.684	2:29.089
56	27.258	2:30.663
22	29.146	2:32.551

#### LAP 2 @ 14:24:30.503

NO	BEHIND	LAP TIME
26		1:58.265
48	1.068	1:58.137
21	7.265	2:01.896
37	7.382	2:02.072
188	7.720	2:03.042
2	8.023	2:01.820
53	8.281	2:01.554
60	8.822	2:02.068
30	14.248	2:03.882
63	15.807	2:05.426
224	16.126	2:04.940
281	25.697	2:10.825
4	26.535	2:07.053
46	26.616	2:10.619
333	27.157	2:07.083
41	31.994	2:11.520
34	32.608	2:12.641
184	32.979	2:11.655
8	33.781	2:10.786
274	39.367	2:16.643
261	40.721	2:15.661
22	42.040	2:11.159
66	43.136	2:18.109
888	45.352	2:17.933
56	47.880	2:18.887

#### LAP 3 @ 14:26:27.357

NO	BEHIND	LAP TIME
26		1:56.854
48	1.744	1:57.530
21	12.421	2:02.010
2	12.669	2:01.500
53	13.056	2:01.629
37	13.131	2:02.603

188	13.514	2:02.648
60	14.181	2:02.213
30	21.540	2:04.146
63	24.387	2:05.434
224	24.521	2:05.249
281	38.656	2:09.813
4	39.434	2:09.753
333	39.619	2:09.316
46	39.701	2:09.939
41	45.625	2:10.485
184	48.794	2:12.669
34	49.330	2:13.576
8	50.060	2:13.133
22	52.208	2:07.022
274	57.689	2:15.176
261	58.199	2:14.332
66	1:03.010	2:16.728
888	1:04.193	2:15.695
56	1:05.835	2:14.809

#### LAP 4 @ 14:28:23.730

NO	BEHIND	LAP TIME
26		1:56.373
48	3.529	1:58.158
2	18.128	2:01.832
21	18.940	2:02.892
53	19.077	2:02.394
188	19.350	2:02.209
37	19.780	2:03.022
60	20.503	2:02.695
30	29.141	2:03.974
63	32.081	2:04.067
224	32.442	2:04.294
281	50.752	2:08.469
4	51.022	2:07.961
333	51.156	2:07.910
46	51.841	2:08.513
41	1:00.849	2:11.597
22	1:02.103	2:06.268
184	1:03.931	2:11.510
8	1:04.362	2:10.675
34	1:05.326	2:12.369
261	1:15.285	2:13.459
274	1:18.140	2:16.824
66	1:23.471	2:16.834
888	1:24.317	2:16.497
56	1:26.486	2:17.024

#### LAP 5 @ 14:30:20.933

NO	BEHIND	LAP TIME
26		1:57.203
48	5.751	1:59.425
2	22.356	2:01.431
21	22.453	2:00.716
53	22.473	2:00.599
188	22.891	2:00.744
37	24.424	2:01.847
60	26.065	2:02.765
30	35.775	2:03.837
63	38.112	2:03.234
224	40.237	2:04.998
4	1:01.214	2:07.395
281	1:02.400	2:08.851
333	1:02.627	2:08.674
46	1:02.916	2:08.278

22	1:11.416	2:06.516
41	1:14.406	2:10.760
8	1:15.936	2:08.777
184	1:18.302	2:11.574
34	1:18.755	2:10.632
261	1:28.538	2:10.456
274	1:37.923	2:16.986
66	1:41.340	2:15.072
888	1:43.421	2:16.307
56	1:44.342	2:15.059

#### LAP 6 @ 14:32:18.931

NO	BEHIND	LAP TIME
26		1:57.998
48	8.698	2:00.945
21	24.781	2:00.326
2	25.258	2:00.900
53	25.353	2:00.878
188	25.510	2:00.617
37	29.698	2:03.272
60	32.643	2:04.576
30	41.754	2:03.977
63	42.523	2:02.409
224	46.894	2:04.655
4	1:09.044	2:05.828
333	1:11.888	2:07.259
281	1:14.163	2:09.761
46	1:14.483	2:09.565
22	1:19.196	2:05.778
41	1:26.658	2:10.250
8	1:27.347	2:09.409
34	1:30.367	2:09.610
184	1:31.476	2:11.172
261	1:40.914	2:10.374
274	1:56.076	2:16.151
66	1:57.284	2:13.942

#### LAP 7 @ 14:34:18.424

NO	BEHIND	LAP TIME
26		1:59.493
888	1 Lap	2:16.055
56	1 Lap	2:15.668
48	13.070	2:03.865
21	26.296	2:01.008
188	26.644	2:00.627
2	26.732	2:00.967
53	27.475	2:01.615
37	35.477	2:05.272
60	40.614	2:07.464
30	44.545	2:02.284
63	45.324	2:02.294
224	52.423	2:05.022
4	1:15.048	2:05.497
333	1:15.596	2:03.201
46	1:22.263	2:07.273
22	1:24.298	2:04.595
281	1:24.932	2:10.262
8	1:36.314	2:08.460
41	1:38.088	2:10.923
34	1:38.650	2:07.776
184	1:42.909	2:10.926
261	1:52.059	2:10.638
274	2:13.980	2:17.397
66	2:14.372	2:16.581

Weather / Track : Sunny / Dry

Results can be found at [www.tsl-timing.com](http://www.tsl-timing.com)

Snetterton 300: 2.9689 miles  
Date: 07/05/2023 Start: 14:20 Finish: 14:34

Printed - 14:37 Sunday, 07 May 2023

# BMCRC - MRO Championships 2023 - Rnd 3 @ Snetterton

## Reactive Parts MRO Powerbikes inc Clubman 1000

### RACE 11 - POSITION CHART

No	Name	Lap Pos	Lap						
			1	2	3	4	5	6	7
26	WAINWRIGHT	1	26	26	26	26	26	26	26
48	WILSON	2	48	48	48	48	48	48	48
188	KRAWIECKI	3	188	21	21	2	2	21	21
2	BAKER	4	37	37	2	21	21	2	188
37	GROVER	5	21	188	53	53	53	53	2
60	YOUNGE	6	2	2	37	188	188	188	53
30	PENRICE	7	53	53	188	37	37	37	37
28	O'REGAN	8	60	60	60	60	60	60	60
21	CROUCHER	9	30	30	30	30	30	30	30
333	HOUGHTON	10	63	63	63	63	63	63	63
34	CHEESEMAN	11	224	224	224	224	224	224	224
224	HEALEY	12	281	281	281	281	4	4	4
63	WREN	13	46	4	4	4	281	333	333
281	FARLEY	14	4	46	333	333	333	281	46
22	ROOKE	15	34	333	46	46	46	46	22
4	MATUZAS	16	333	41	41	41	22	22	281
18	CERNIAUSKAS	17	41	34	184	22	41	41	8
261	DI GREGORIO	18	184	184	34	184	8	8	41
66	HARVEY	19	274	8	8	8	184	34	34
41	THOMPSON	20	8	274	22	34	34	184	184
274	LATIMER	21	66	261	274	261	261	261	261
53	McGLYNN	22	261	22	261	274	274	274	274
184	DELLOW	23	888	66	66	66	66	66	66
888	FAGG	24	56	888	888	888	888	888	888
46	GATES	25	22	56	56	56	56	56	
8	McCARTER	26							
49	BULL	27							
56	HARRIS	28							

# BMCRC - MRO Championships 2023 - Rnd 3 @ Snetterton

## Reactive Parts MRO Powerbikes inc Clubman 1000

### RACE 11 - SECTOR ANALYSIS



SECTOR 1 = FL to I1, SECTOR 2 = I1 to FL, DIFF = Difference To Personal Best Lap, P = Crossed Finish Line in Pit Lane, D = Time Disallowed

<b>P1 26</b>		<b>Josh WAINWRIGHT</b>		Honda CBR1000RR - JW MOT Centre		
IDEAL LAP TIME : 1:56.307		BEST LAP TIME : 1:56.373		DIFFERENCE : 0.066		
LAP	SECTOR 1	SECTOR 2	LAP TIME	MPH	DIFF	TIME OF DAY
1 -		39.527	2:03.405	86.60	7.032	14:22:32.238
2 -	1:18.529	39.736	1:58.265	90.37	1.892	14:24:30.503
3 -	1:17.922	<b>38.932</b>	1:56.854 (2)	91.46	0.481	14:26:27.357
<b>4 -</b>	<b>1:17.375</b>	38.998	<b>1:56.373 (1)</b>	<b>91.84</b>		<b>14:28:23.730</b>
5 -	1:18.082	39.121	1:57.203 (3)	91.19	0.830	14:30:20.933
6 -	1:18.550	39.448	1:57.998	90.57	1.625	14:32:18.931
7 -	1:18.882	40.611	1:59.493	89.44	3.120	14:34:18.424

<b>P2 48</b>		<b>Nicky WILSON</b>		Suzuki GSXR 1000 - Demon GP/Haslemere Motorcycles		
IDEAL LAP TIME : 1:57.530		BEST LAP TIME : 1:57.530		DIFFERENCE : 0.000		
LAP	SECTOR 1	SECTOR 2	LAP TIME	MPH	DIFF	TIME OF DAY
1 -		39.530	2:04.601	85.77	7.071	14:22:33.434
2 -	1:18.721	39.416	1:58.137 (2)	90.47	0.607	14:24:31.571
<b>3 -</b>	<b>1:18.257</b>	<b>39.273</b>	<b>1:57.530 (1)</b>	<b>90.93</b>		<b>14:26:29.101</b>
4 -	1:18.794	39.364	1:58.158 (3)	90.45	0.628	14:28:27.259
5 -	1:19.521	39.904	1:59.425	89.49	1.895	14:30:26.684
6 -	1:20.512	40.433	2:00.945	88.37	3.415	14:32:27.629
7 -	1:21.932	41.933	2:03.865	86.28	6.335	14:34:31.494

<b>P3 21</b>		<b>Jack CROUCHER</b>		Kawasaki ZX10R - Trendy lofts / croucher carpentry / palmer per		
IDEAL LAP TIME : 2:00.086		BEST LAP TIME : 2:00.326		DIFFERENCE : 0.240		
LAP	SECTOR 1	SECTOR 2	LAP TIME	MPH	DIFF	TIME OF DAY
1 -		<b>40.232</b>	2:07.039	84.13	6.713	14:22:35.872
2 -	1:20.379	41.517	2:01.896	87.68	1.570	14:24:37.768
3 -	1:20.776	41.234	2:02.010	87.60	1.684	14:26:39.778
4 -	1:21.928	40.964	2:02.892	86.97	2.566	14:28:42.670
5 -	1:19.948	40.768	2:00.716 (2)	88.53	0.390	14:30:43.386
<b>6 -</b>	<b>1:19.854</b>	40.472	<b>2:00.326 (1)</b>	<b>88.82</b>		<b>14:32:43.712</b>
7 -	1:20.273	40.735	2:01.008 (3)	88.32	0.682	14:34:44.720

<b>P4 188</b>		<b>Dawid KRAWIECKI</b>		Yamaha R1 - Code Blue LTD & D A East Electrical		
IDEAL LAP TIME : 2:00.236		BEST LAP TIME : 2:00.617		DIFFERENCE : 0.381		
LAP	SECTOR 1	SECTOR 2	LAP TIME	MPH	DIFF	TIME OF DAY
1 -		40.300	2:06.348	84.59	5.731	14:22:35.181
2 -	1:21.002	42.040	2:03.042	86.86	2.425	14:24:38.223
3 -	1:21.984	40.664	2:02.648	87.14	2.031	14:26:40.871
4 -	1:21.307	40.902	2:02.209	87.45	1.592	14:28:43.080
5 -	1:20.242	40.502	2:00.744 (3)	88.51	0.127	14:30:43.824
<b>6 -</b>	<b>1:20.547</b>	<b>40.070</b>	<b>2:00.617 (1)</b>	<b>88.61</b>		<b>14:32:44.441</b>
7 -	<b>1:20.166</b>	40.461	2:00.627 (2)	88.60	0.010	14:34:45.068

<b>P5 2</b>		<b>Peter BAKER</b>		Kawasaki ZX10 -		
IDEAL LAP TIME : 2:00.513		BEST LAP TIME : 2:00.900		DIFFERENCE : 0.387		
LAP	SECTOR 1	SECTOR 2	LAP TIME	MPH	DIFF	TIME OF DAY
1 -		40.443	2:07.873	83.58	6.973	14:22:36.706
2 -	<b>1:20.219</b>	41.601	2:01.820	87.73	0.920	14:24:38.526
3 -	1:20.615	40.885	2:01.500	87.96	0.600	14:26:40.026
4 -	1:21.538	<b>40.294</b>	2:01.832	87.72	0.932	14:28:41.858
5 -	1:20.766	40.665	2:01.431 (3)	88.01	0.531	14:30:43.289
<b>6 -</b>	<b>1:20.535</b>	40.365	<b>2:00.900 (1)</b>	<b>88.40</b>		<b>14:32:44.189</b>
7 -	1:20.403	40.564	2:00.967 (2)	88.35	0.067	14:34:45.156

# BMCRC - MRO Championships 2023 - Rnd 3 @ Snetterton

## Reactive Parts MRO Powerbikes inc Clubman 1000

### RACE 11 - SECTOR ANALYSIS



SECTOR 1 = FL to I1, SECTOR 2 = I1 to FL, DIFF = Difference To Personal Best Lap, P = Crossed Finish Line in Pit Lane, D = Time Disallowed

<b>P6 53</b>		<b>Seamus McGLYNN</b>		Yamaha R1 - S and d build and design Ltd		
IDEAL LAP TIME : 1:59.681		BEST LAP TIME : 2:00.599		DIFFERENCE : 0.918		
LAP	SECTOR 1	SECTOR 2	LAP TIME	MPH	DIFF	TIME OF DAY
1 -		40.527	2:08.397	83.24	7.798	14:22:37.230
2 -	<b>1:19.543</b>	42.011	2:01.554 (3)	87.92	0.955	14:24:38.784
3 -	1:20.673	40.956	2:01.629	87.87	1.030	14:26:40.413
4 -	1:21.373	41.021	2:02.394	87.32	1.795	14:28:42.807
5 -	1:20.028	40.571	<b>2:00.599 (1)</b>	<b>88.62</b>		<b>14:30:43.406</b>
6 -	1:20.740	<b>40.138</b>	2:00.878 (2)	88.42	0.279	14:32:44.284
7 -	1:21.413	40.202	2:01.615	87.88	1.016	14:34:45.899

<b>P7 37 C</b>		<b>Clayton GROVER</b>		Yamaha R1 - Grover stunts		
IDEAL LAP TIME : 2:00.859		BEST LAP TIME : 2:01.847		DIFFERENCE : 0.988		
LAP	SECTOR 1	SECTOR 2	LAP TIME	MPH	DIFF	TIME OF DAY
1 -		<b>40.656</b>	2:06.980	84.17	5.133	14:22:35.813
2 -	<b>1:20.203</b>	41.869	2:02.072 (2)	87.55	0.225	14:24:37.885
3 -	1:20.898	41.705	2:02.603 (3)	87.17	0.756	14:26:40.488
4 -	1:22.013	41.009	2:03.022	86.87	1.175	14:28:43.510
5 -	1:20.946	40.901	<b>2:01.847 (1)</b>	<b>87.71</b>		<b>14:30:45.357</b>
6 -	1:21.788	41.484	2:03.272	86.70	1.425	14:32:48.629
7 -	1:22.833	42.439	2:05.272	85.31	3.425	14:34:53.901

<b>P8 60</b>		<b>Jack YOUNGE</b>		Kawasaki ZX10R - Chase Timber products		
IDEAL LAP TIME : 2:01.574		BEST LAP TIME : 2:02.068		DIFFERENCE : 0.494		
LAP	SECTOR 1	SECTOR 2	LAP TIME	MPH	DIFF	TIME OF DAY
1 -		41.121	2:08.424	83.22	6.356	14:22:37.257
2 -	<b>1:21.151</b>	40.917	<b>2:02.068 (1)</b>	<b>87.55</b>		<b>14:24:39.325</b>
3 -	1:21.790	<b>40.423</b>	2:02.213 (2)	87.45	0.145	14:26:41.538
4 -	1:21.812	40.883	2:02.695 (3)	87.11	0.627	14:28:44.233
5 -	1:21.760	41.005	2:02.765	87.06	0.697	14:30:46.998
6 -	1:22.943	41.633	2:04.576	85.79	2.508	14:32:51.574
7 -	1:24.550	42.914	2:07.464	83.85	5.396	14:34:59.038

<b>P9 30 C</b>		<b>Alex PENRICE</b>		Yamaha R1 - AP Motorcycles		
IDEAL LAP TIME : 2:02.284		BEST LAP TIME : 2:02.284		DIFFERENCE : 0.000		
LAP	SECTOR 1	SECTOR 2	LAP TIME	MPH	DIFF	TIME OF DAY
1 -		42.443	2:12.036	80.94	9.752	14:22:40.869
2 -	1:22.453	41.429	2:03.882 (3)	86.27	1.598	14:24:44.751
3 -	1:22.504	41.642	2:04.146	86.09	1.862	14:26:48.897
4 -	1:22.551	41.423	2:03.974	86.21	1.690	14:28:52.871
5 -	1:22.559	41.278	2:03.837 (2)	86.30	1.553	14:30:56.708
6 -	1:22.689	41.288	2:03.977	86.21	1.693	14:33:00.685
7 -	<b>1:21.532</b>	<b>40.752</b>	<b>2:02.284 (1)</b>	<b>87.40</b>		<b>14:35:02.969</b>

<b>P10 63</b>		<b>Matthew WREN</b>		Suzuki GSXR - TBR performance		
IDEAL LAP TIME : 2:02.254		BEST LAP TIME : 2:02.294		DIFFERENCE : 0.040		
LAP	SECTOR 1	SECTOR 2	LAP TIME	MPH	DIFF	TIME OF DAY
1 -		42.331	2:12.051	80.93	9.757	14:22:40.884
2 -	1:22.882	42.544	2:05.426	85.21	3.132	14:24:46.310
3 -	1:23.056	42.378	2:05.434	85.20	3.140	14:26:51.744
4 -	1:22.093	41.974	2:04.067	86.14	1.773	14:28:55.811
5 -	1:21.402	41.832	2:03.234 (3)	86.72	0.940	14:30:59.045
6 -	<b>1:21.109</b>	41.300	2:02.409 (2)	87.31	0.115	14:33:01.454
7 -	1:21.149	<b>41.145</b>	<b>2:02.294 (1)</b>	<b>87.39</b>		<b>14:35:03.748</b>

# BMCRC - MRO Championships 2023 - Rnd 3 @ Snetterton

## Reactive Parts MRO Powerbikes inc Clubman 1000

### RACE 11 - SECTOR ANALYSIS



SECTOR 1 = FL to I1, SECTOR 2 = I1 to FL, DIFF = Difference To Personal Best Lap, P = Crossed Finish Line in Pit Lane, D = Time Disallowed

<b>P11</b>	<b>224 C</b>	<b>Lee HEALEY</b>	Suzuki GSXR 1000R - Wilvin UK Ltd / Uniq3 Projects Ltd			
IDEAL LAP TIME : 2:03.959		BEST LAP TIME : 2:04.294	DIFFERENCE : 0.335			

LAP	SECTOR 1	SECTOR 2	LAP TIME	MPH	DIFF	TIME OF DAY
1 -		42.001	2:12.856	80.44	8.562	14:22:41.689
2 -	1:23.641	<b>41.299</b>	2:04.940 (3)	85.54	0.646	14:24:46.629
3 -	1:23.032	42.217	2:05.249	85.33	0.955	14:26:51.878
<b>4 -</b>	<b>1:22.660</b>	41.634	<b>2:04.294 (1)</b>	<b>85.99</b>		<b>14:28:56.172</b>
5 -	1:23.188	41.810	2:04.998	85.50	0.704	14:31:01.170
6 -	1:22.977	41.678	2:04.655 (2)	85.74	0.361	14:33:05.825
7 -	1:23.182	41.840	2:05.022	85.48	0.728	14:35:10.847

<b>P12</b>	<b>4 C</b>	<b>Remi MATUZAS</b>	Yamaha R1 - B INTERIORS			
IDEAL LAP TIME : 2:05.478		BEST LAP TIME : 2:05.497	DIFFERENCE : 0.019			

LAP	SECTOR 1	SECTOR 2	LAP TIME	MPH	DIFF	TIME OF DAY
1 -		44.194	2:21.152	75.72	15.655	14:22:49.985
2 -	<b>1:23.743</b>	43.310	2:07.053 (3)	84.12	1.556	14:24:57.038
3 -	1:26.217	43.536	2:09.753	82.37	4.256	14:27:06.791
4 -	1:25.051	42.910	2:07.961	83.52	2.464	14:29:14.752
5 -	1:25.600	41.795	2:07.395	83.89	1.898	14:31:22.147
6 -	1:24.007	41.821	2:05.828 (2)	84.94	0.331	14:33:27.975
7 -	1:23.762	<b>41.735</b>	<b>2:05.497 (1)</b>	<b>85.16</b>		<b>14:35:33.472</b>

<b>P13</b>	<b>333</b>	<b>Andrew HOUGHTON</b>	BMW S1000RR - Bahnstomer BMW			
IDEAL LAP TIME : 2:03.201		BEST LAP TIME : 2:03.201	DIFFERENCE : 0.000			

LAP	SECTOR 1	SECTOR 2	LAP TIME	MPH	DIFF	TIME OF DAY
1 -		44.607	2:21.744	75.40	18.543	14:22:50.577
2 -	1:24.738	42.345	2:07.083 (2)	84.10	3.882	14:24:57.660
3 -	1:25.955	43.361	2:09.316	82.65	6.115	14:27:06.976
4 -	1:25.001	42.909	2:07.910	83.55	4.709	14:29:14.886
5 -	1:25.891	42.783	2:08.674	83.06	5.473	14:31:23.560
6 -	1:25.772	41.487	2:07.259 (3)	83.98	4.058	14:33:30.819
7 -	<b>1:22.259</b>	<b>40.942</b>	<b>2:03.201 (1)</b>	<b>86.75</b>		<b>14:35:34.020</b>

<b>P14</b>	<b>46 C</b>	<b>Simon GATES</b>	Yamaha YZF R1 - T.A Roden LTD / Canine Plus Hydro			
IDEAL LAP TIME : 2:07.273		BEST LAP TIME : 2:07.273	DIFFERENCE : 0.000			

LAP	SECTOR 1	SECTOR 2	LAP TIME	MPH	DIFF	TIME OF DAY
1 -		42.569	2:17.667	77.63	10.394	14:22:46.500
2 -	1:25.966	44.653	2:10.619	81.82	3.346	14:24:57.119
3 -	1:26.093	43.846	2:09.939	82.25	2.666	14:27:07.058
4 -	1:25.570	42.943	2:08.513 (3)	83.16	1.240	14:29:15.571
5 -	1:25.491	42.787	2:08.278 (2)	83.31	1.005	14:31:23.849
6 -	1:26.594	42.971	2:09.565	82.49	2.292	14:33:33.414
7 -	<b>1:25.165</b>	<b>42.108</b>	<b>2:07.273 (1)</b>	<b>83.97</b>		<b>14:35:40.687</b>

<b>P15</b>	<b>22</b>	<b>Phil ROOKE</b>	Kawasaki ZX10RR - Fly a Spitfire Biggin Hill			
IDEAL LAP TIME : 2:04.568		BEST LAP TIME : 2:04.595	DIFFERENCE : 0.027			

LAP	SECTOR 1	SECTOR 2	LAP TIME	MPH	DIFF	TIME OF DAY
1 -		45.549	2:32.551	70.06	27.956	14:23:01.384
2 -	1:27.747	43.412	2:11.159	81.48	6.564	14:25:12.543
3 -	1:24.781	42.241	2:07.022	84.14	2.427	14:27:19.565
4 -	1:24.346	<b>41.922</b>	2:06.268 (3)	84.64	1.673	14:29:25.833
5 -	1:24.327	42.189	2:06.516	84.48	1.921	14:31:32.349
6 -	1:23.404	42.374	2:05.778 (2)	84.97	1.183	14:33:38.127
7 -	<b>1:22.646</b>	41.949	<b>2:04.595 (1)</b>	<b>85.78</b>		<b>14:35:42.722</b>



# BMCRC - MRO Championships 2023 - Rnd 3 @ Snetterton

## Reactive Parts MRO Powerbikes inc Clubman 1000

### RACE 11 - SECTOR ANALYSIS



SECTOR 1 = FL to I1, SECTOR 2 = I1 to FL, DIFF = Difference To Personal Best Lap, P = Crossed Finish Line in Pit Lane, D = Time Disallowed

P16 281 C Daniel FARLEY		Suzuki GSXR - F-TECH FIRE & ELECTRICAL LTD				
IDEAL LAP TIME : 2:08.304		BEST LAP TIME : 2:08.469		DIFFERENCE : 0.165		
LAP	SECTOR 1	SECTOR 2	LAP TIME	MPH	DIFF	TIME OF DAY
1 -		43.996	2:16.542	78.27	8.073	14:22:45.375
2 -	1:26.900	43.925	2:10.825	81.69	2.356	14:24:56.200
3 -	1:26.652	43.161	2:09.813	82.33	1.344	14:27:06.013
<b>4 -</b>	<b>1:25.584</b>	42.885	<b>2:08.469 (1)</b>	<b>83.19</b>		<b>14:29:14.482</b>
5 -	1:26.131	<b>42.720</b>	2:08.851 (2)	82.94	0.382	14:31:23.333
6 -	1:26.371	43.390	2:09.761 (3)	82.36	1.292	14:33:33.094
7 -	1:26.741	43.521	2:10.262	82.05	1.793	14:35:43.356

P17 8 Liam McCARTER		Ducati 1098 - Katie McCarter				
IDEAL LAP TIME : 2:08.391		BEST LAP TIME : 2:08.460		DIFFERENCE : 0.069		
LAP	SECTOR 1	SECTOR 2	LAP TIME	MPH	DIFF	TIME OF DAY
1 -		44.665	2:24.665	73.88	16.205	14:22:53.498
2 -	1:26.701	44.085	2:10.786	81.72	2.326	14:25:04.284
3 -	1:28.308	44.825	2:13.133	80.28	4.673	14:27:17.417
4 -	1:27.475	<b>43.200</b>	2:10.675	81.79	2.215	14:29:28.092
5 -	1:25.327	43.450	2:08.777 (2)	82.99	0.317	14:31:36.869
6 -	1:26.059	43.350	2:09.409 (3)	82.59	0.949	14:33:46.278
7 -	<b>1:25.191</b>	43.269	<b>2:08.460 (1)</b>	<b>83.20</b>		<b>14:35:54.738</b>

P18 41 Colin THOMPSON		Suzuki GSXR1000 - Grp Motorsport				
IDEAL LAP TIME : 2:10.250		BEST LAP TIME : 2:10.250		DIFFERENCE : 0.000		
LAP	SECTOR 1	SECTOR 2	LAP TIME	MPH	DIFF	TIME OF DAY
1 -		44.889	2:22.144	75.19	11.894	14:22:50.977
2 -	1:27.230	44.290	2:11.520	81.26	1.270	14:25:02.497
3 -	1:27.097	43.388	2:10.485 (2)	81.91	0.235	14:27:12.982
4 -	1:28.190	43.407	2:11.597	81.21	1.347	14:29:24.579
5 -	1:27.338	43.422	2:10.760 (3)	81.73	0.510	14:31:35.339
<b>6 -</b>	<b>1:26.990</b>	<b>43.260</b>	<b>2:10.250 (1)</b>	<b>82.05</b>		<b>14:33:45.589</b>
7 -	1:27.556	43.367	2:10.923	81.63	0.673	14:35:56.512

P19 34 C Ben CHEESEMAN		Kawasaki ZX10RR - BCH Services Kent Ltd				
IDEAL LAP TIME : 2:07.776		BEST LAP TIME : 2:07.776		DIFFERENCE : 0.000		
LAP	SECTOR 1	SECTOR 2	LAP TIME	MPH	DIFF	TIME OF DAY
1 -		44.914	2:21.637	75.46	13.861	14:22:50.470
2 -	1:27.696	44.945	2:12.641	80.57	4.865	14:25:03.111
3 -	1:29.010	44.566	2:13.576	80.01	5.800	14:27:16.687
4 -	1:28.131	44.238	2:12.369	80.74	4.593	14:29:29.056
5 -	1:26.633	43.999	2:10.632 (3)	81.81	2.856	14:31:39.688
6 -	1:26.487	43.123	2:09.610 (2)	82.46	1.834	14:33:49.298
7 -	<b>1:25.111</b>	<b>42.665</b>	<b>2:07.776 (1)</b>	<b>83.64</b>		<b>14:35:57.074</b>

P20 184 C Martyn DELLOW		Suzuki GSXR1000 - Kirdford Shotblasting				
IDEAL LAP TIME : 2:09.463		BEST LAP TIME : 2:10.926		DIFFERENCE : 1.463		
LAP	SECTOR 1	SECTOR 2	LAP TIME	MPH	DIFF	TIME OF DAY
1 -		45.074	2:22.994	74.74	12.068	14:22:51.827
2 -	1:27.998	43.657	2:11.655	81.18	0.729	14:25:03.482
3 -	1:28.795	43.874	2:12.669	80.56	1.743	14:27:16.151
4 -	1:27.864	43.646	2:11.510 (3)	81.27	0.584	14:29:27.661
5 -	1:27.608	43.966	2:11.574	81.23	0.648	14:31:39.235
6 -	1:28.399	<b>42.773</b>	2:11.172 (2)	81.48	0.246	14:33:50.407
7 -	<b>1:26.690</b>	44.236	<b>2:10.926 (1)</b>	<b>81.63</b>		<b>14:36:01.333</b>

# BMCRC - MRO Championships 2023 - Rnd 3 @ Snetterton

## Reactive Parts MRO Powerbikes inc Clubman 1000

### RACE 11 - SECTOR ANALYSIS



SECTOR 1 = FL to I1, SECTOR 2 = I1 to FL, DIFF = Difference To Personal Best Lap, P = Crossed Finish Line in Pit Lane, D = Time Disallowed

P21 261 C		Roberto DI GREGORIO		Ducati 899 PANIGALE - Physio Healthy		
IDEAL LAP TIME : 2:09.993		BEST LAP TIME : 2:10.374		DIFFERENCE : 0.381		
LAP	SECTOR 1	SECTOR 2	LAP TIME	MPH	DIFF	TIME OF DAY
1 -		46.275	2:26.730	72.84	16.356	14:22:55.563
2 -	1:30.476	45.185	2:15.661	78.78	5.287	14:25:11.224
3 -	1:29.574	44.758	2:14.332	79.56	3.958	14:27:25.556
4 -	1:29.202	44.257	2:13.459	80.08	3.085	14:29:39.015
5 -	1:27.054	<b>43.402</b>	2:10.456 (2)	81.92	0.082	14:31:49.471
6 -	<b>1:26.591</b>	43.783	<b>2:10.374 (1)</b>	<b>81.98</b>		<b>14:33:59.845</b>
7 -	1:26.906	43.732	2:10.638 (3)	81.81	0.264	14:36:10.483

P22 274 C		Stewart LATIMER		Suzuki GSXR1000 R - Fat Bloke Racing RR		
IDEAL LAP TIME : 2:15.176		BEST LAP TIME : 2:15.176		DIFFERENCE : 0.000		
LAP	SECTOR 1	SECTOR 2	LAP TIME	MPH	DIFF	TIME OF DAY
1 -		44.954	2:24.394	74.02	9.218	14:22:53.227
2 -	1:31.411	45.232	2:16.643 (3)	78.21	1.467	14:25:09.870
3 -	<b>1:30.258</b>	<b>44.918</b>	<b>2:15.176 (1)</b>	<b>79.06</b>		<b>14:27:25.046</b>
4 -	1:31.834	44.990	2:16.824	78.11	1.648	14:29:41.870
5 -	1:30.834	46.152	2:16.986	78.02	1.810	14:31:58.856
6 -	1:30.867	45.284	2:16.151 (2)	78.50	0.975	14:34:15.007
7 -	1:31.601	45.796	2:17.397	77.78	2.221	14:36:32.404

P23 66		Stephen HARVEY		Kawasaki ZX10 -		
IDEAL LAP TIME : 2:13.942		BEST LAP TIME : 2:13.942		DIFFERENCE : 0.000		
LAP	SECTOR 1	SECTOR 2	LAP TIME	MPH	DIFF	TIME OF DAY
1 -		46.699	2:26.697	72.85	12.755	14:22:55.530
2 -	1:32.199	45.910	2:18.109	77.38	4.167	14:25:13.639
3 -	1:30.841	45.887	2:16.728	78.17	2.786	14:27:30.367
4 -	1:31.100	45.734	2:16.834	78.10	2.892	14:29:47.201
5 -	1:29.977	45.095	2:15.072 (2)	79.12	1.130	14:32:02.273
6 -	<b>1:29.152</b>	<b>44.790</b>	<b>2:13.942 (1)</b>	<b>79.79</b>		<b>14:34:16.215</b>
7 -	1:30.948	45.633	2:16.581 (3)	78.25	2.639	14:36:32.796

P24 888 C		Paul FAGG		Yamaha R1 4C8 - -OnlyFans-		
IDEAL LAP TIME : 2:15.388		BEST LAP TIME : 2:15.695		DIFFERENCE : 0.307		
LAP	SECTOR 1	SECTOR 2	LAP TIME	MPH	DIFF	TIME OF DAY
1 -		45.348	2:29.089	71.68	13.394	14:22:57.922
2 -	1:32.478	45.455	2:17.933	77.48	2.238	14:25:15.855
3 -	<b>1:30.703</b>	44.992	<b>2:15.695 (1)</b>	<b>78.76</b>		<b>14:27:31.550</b>
4 -	1:31.812	<b>44.685</b>	2:16.497	78.30	0.802	14:29:48.047
5 -	1:30.965	45.342	2:16.307 (3)	78.41	0.612	14:32:04.354
6 -	1:30.839	45.216	2:16.055 (2)	78.55	0.360	14:34:20.409

P25 56 C		Paul HARRIS		Kawasaki ZX10R -		
IDEAL LAP TIME : 2:14.640		BEST LAP TIME : 2:14.809		DIFFERENCE : 0.169		
LAP	SECTOR 1	SECTOR 2	LAP TIME	MPH	DIFF	TIME OF DAY
1 -		46.576	2:30.663	70.94	15.854	14:22:59.496
2 -	1:32.975	45.912	2:18.887	76.95	4.078	14:25:18.383
3 -	<b>1:30.195</b>	44.614	<b>2:14.809 (1)</b>	<b>79.28</b>		<b>14:27:33.192</b>
4 -	1:31.778	45.246	2:17.024	78.00	2.215	14:29:50.216
5 -	1:30.614	<b>44.445</b>	2:15.059 (2)	79.13	0.250	14:32:05.275
6 -	1:30.243	45.425	2:15.668 (3)	78.78	0.859	14:34:20.943

# BMCRC - MRO Championships 2023 - Rnd 3 @ Snetterton

## Reactive Parts MRO Powerbikes inc Clubman 1000

### RACE 11 - BEST SECTORS

SECTOR 1			SECTOR 2			IDEAL / BEST COMPARISON						
POS	NO	NAME	TIME	NO	NAME	TIME	POS	NO	NAME	IDEAL	BEST	DIFF
									<b>PERFECT LAP</b>	<b>1:56.307</b>		
1	26	WAINWRIGHT	1:17.375	26	WAINWRIGHT	38.932	1	26	WAINWRIGHT	1:56.307	1:56.373	0.066
2	48	WILSON	1:18.257	48	WILSON	39.273	2	48	WILSON	1:57.530	1:57.530	0.000
3	53	McGLYNN	1:19.543	188	KRAWIECKI	40.070	3	53	McGLYNN	1:59.681	2:00.599	0.918
4	21	CROUCHER	1:19.854	53	McGLYNN	40.138	4	21	CROUCHER	2:00.086	2:00.326	0.240
5	188	KRAWIECKI	1:20.166	21	CROUCHER	40.232	5	188	KRAWIECKI	2:00.236	2:00.617	0.381
6	37	GROVER	1:20.203	2	BAKER	40.294	6	2	BAKER	2:00.513	2:00.900	0.387
7	2	BAKER	1:20.219	60	YOUNGE	40.423	7	37	GROVER	2:00.859	2:01.847	0.988
8	63	WREN	1:21.109	37	GROVER	40.656	8	60	YOUNGE	2:01.574	2:02.068	0.494
9	60	YOUNGE	1:21.151	30	PENRICE	40.752	9	63	WREN	2:02.254	2:02.294	0.040
10	30	PENRICE	1:21.532	333	HOUGHTON	40.942	10	30	PENRICE	2:02.284	2:02.284	0.000
11	333	HOUGHTON	1:22.259	63	WREN	41.145	11	333	HOUGHTON	2:03.201	2:03.201	0.000
12	22	ROOKE	1:22.646	224	HEALEY	41.299	12	224	HEALEY	2:03.959	2:04.294	0.335
13	224	HEALEY	1:22.660	4	MATUZAS	41.735	13	22	ROOKE	2:04.568	2:04.595	0.027
14	4	MATUZAS	1:23.743	22	ROOKE	41.922	14	4	MATUZAS	2:05.478	2:05.497	0.019
15	34	CHEESEMAN	1:25.111	46	GATES	42.108	15	46	GATES	2:07.273	2:07.273	0.000
16	46	GATES	1:25.165	34	CHEESEMAN	42.665	16	34	CHEESEMAN	2:07.776	2:07.776	0.000
17	8	McCARTER	1:25.191	281	FARLEY	42.720	17	281	FARLEY	2:08.304	2:08.469	0.165
18	281	FARLEY	1:25.584	184	DELLOW	42.773	18	8	McCARTER	2:08.391	2:08.460	0.069
19	261	DI GREGORIO	1:26.591	8	McCARTER	43.200	19	184	DELLOW	2:09.463	2:10.926	1.463
20	184	DELLOW	1:26.690	41	THOMPSON	43.260	20	261	DI GREGORIO	2:09.993	2:10.374	0.381
21	41	THOMPSON	1:26.990	261	DI GREGORIO	43.402	21	41	THOMPSON	2:10.250	2:10.250	0.000
22	66	HARVEY	1:29.152	56	HARRIS	44.445	22	66	HARVEY	2:13.942	2:13.942	0.000
23	56	HARRIS	1:30.195	888	FAGG	44.685	23	56	HARRIS	2:14.640	2:14.809	0.169
24	274	LATIMER	1:30.258	66	HARVEY	44.790	24	274	LATIMER	2:15.176	2:15.176	0.000
25	888	FAGG	1:30.703	274	LATIMER	44.918	25	888	FAGG	2:15.388	2:15.695	0.307
26												
27												

# BMCRC - MRO Championships 2023 - Rnd 3 @ Snetterton

Reactive Parts MRO Powerbikes inc Clubman 1000

## RACE 11 - STATISTICS

**Competitors Started** 27  
**Planned Start** 2023-05-07 @ 14:10:00.000  
**Actual Start** 2023-05-07 @ 14:20:28.833  
**Finish Time** 2023-05-07 @ 14:34:18.423  
**Track Length** 2.9689mi.  
**Total Laps** 173  
**Total Distance Covered** 513.6216mi.

### Session Fastest Lap History

NO	CL	NAME	LAP TIME	TIME OF DAY	LAP	VEHICLE
26		Josh WAINWRIGHT	1:58.265	14:24:30.520	2	Honda CBR1000RR
48		Nicky WILSON	1:58.137	14:24:31.577	2	Suzuki GSXR 1000
26		Josh WAINWRIGHT	1:56.854	14:26:27.375	3	Honda CBR1000RR
26		Josh WAINWRIGHT	1:56.373	14:28:23.748	4	Honda CBR1000RR

### Session Leader History

NO	CL	NAME	FROM LAP	LAPS LED	DISTANCE	VEHICLE
26		Josh WAINWRIGHT	1	7	20.78 miles	Honda CBR1000RR

### Flag History

TYPE	TIME OF DAY
GREEN	14:20:28.833
FINISH	14:34:18.423

### Flag Statistics

TYPE	COUNT	TOTAL LAPS	TOTAL TIME
Green	1	7	16:12.197
Red	0	0	0.000
Safety Car	0	0	0.000
FCY	0	0	0.000

# BMCRC - MRO Championships 2023 - Rnd 3 @ Snetterton

Reactive Parts MRO Powerbikes inc Clubman 1000

## RACE 11 - STATISTICS

CLASS :

14 Starters

### Fastest Lap History

NO	NAME	LAP TIME	TIME OF DAY	LAP	VEHICLE
26	Josh WAINWRIGHT	1:58.265	14:24:30.520	2	Honda CBR1000RR
48	Nicky WILSON	1:58.137	14:24:31.577	2	Suzuki GSXR 1000
26	Josh WAINWRIGHT	1:56.854	14:26:27.375	3	Honda CBR1000RR
26	Josh WAINWRIGHT	1:56.373	14:28:23.748	4	Honda CBR1000RR

### Leader History

NO	NAME	FROM LAP	LAPS LED	DISTANCE	VEHICLE
26	Josh WAINWRIGHT	1	7	20.78 miles	Honda CBR1000RR

# BMCRC - MRO Championships 2023 - Rnd 3 @ Snetterton

Reactive Parts MRO Powerbikes inc Clubman 1000

## RACE 11 - STATISTICS

**CLASS : C**

13 Starters

### Fastest Lap History

NO	NAME	LAP TIME	TIME OF DAY	LAP	VEHICLE
37	Clayton GROVER	<b>2:02.072</b>	14:24:37.889	2	Yamaha R1
37	Clayton GROVER	<b>2:01.847</b>	14:30:45.361	5	Yamaha R1

### Leader History

NO	NAME	FROM LAP	LAPS LED	DISTANCE	VEHICLE
37	Clayton GROVER	1	7	20.78 miles	Yamaha R1



# BMCRC - MRO Championships 2023 - Rnd 3 @ Snetterton

## Reactive Parts MRO Powerbikes inc Clubman 1000

### RACE 22 - GRID (7 Laps)



ROW 12	35	<b>263</b> Riccardo BIGUZZI	34	<b>175</b> Arlindo PESTANA		
ROW 11	33	<b>17</b> Phil BAKER	32	<b>7</b> Seb JENKINS	31	<b>91</b> Chris TAYLOR
ROW 10	30	<b>129</b> Cecil DINSMORE	29	<b>87</b> Karl THOMPSON	28	<b>28</b> Louis O'REGAN
ROW 9	27	<b>49</b> James BULL	26	<b>888</b> Paul FAGG	25	<b>274</b> Stewart LATIMER
ROW 8	24	<b>18</b> Sigitas CERNIAUSKAS	23	<b>56</b> Paul HARRIS	22	<b>66</b> Stephen HARVEY
ROW 7	21	<b>184</b> Martyn DELLOW	20	<b>261</b> Roberto DI GREGORIO	19	<b>41</b> Colin THOMPSON
ROW 6	18	<b>281</b> Daniel FARLEY	17	<b>8</b> Liam McCARTER	16	<b>34</b> Ben CHEESEMAN
ROW 5	15	<b>46</b> Simon GATES	14	<b>4</b> Remi MATUZAS	13	<b>22</b> Phil ROOKE
ROW 4	12	<b>224</b> Lee HEALEY	11	<b>333</b> Andrew HOUGHTON	10	<b>63</b> Matthew WREN
ROW 3	9	<b>30</b> Alex PENRICE	8	<b>60</b> Jack YOUNGE	7	<b>37</b> Clayton GROVER
ROW 2	6	<b>2</b> Peter BAKER	5	<b>188</b> Dawid KRAWIECKI	4	<b>53</b> Seamus McGLYNN
ROW 1	3	<b>21</b> Jack CROUCHER	2	<b>48</b> Nicky WILSON	1	<b>26</b> Josh WAINWRIGHT

**Pole**

Snetterton 300: 2.9689 miles

These results are provisional until the conclusion of any judicial and technical matters.

Clerk Of Course :	Stewards :	Timekeeper : Richard Evans
-------------------	------------	----------------------------

Results can be found at [www.tsl-timing.com](http://www.tsl-timing.com)

Printed - 14:40 Sunday, 07 May 2023





# BMCRC - MRO Championships 2023 - Rnd 3 @ Snetterton

## Reactive Parts MRO Powerbikes inc Clubman 1000

### RACE 22 - CLASSIFICATION



POS	NO	CL	PIC NAME	ENTRY	LAPS	TIME	GAP	DIFF	MPH	BEST	ON
1	26		1 Josh WAINWRIGHT	Honda CBR1000RR - JW MOT Centre	7	13:47.216			90.44	1:56.716	4
2	48		2 Nicky WILSON	Suzuki GSXR 1000 - Demon GP/Haslemere Motorcy	7	13:58.176	10.960	10.960	89.26	1:57.998	3
3	21		3 Jack CROUCHER	Kawasaki ZX10R - Trendy lofts / croucher carpentry	7	14:02.664	15.448	4.488	88.78	1:58.202	7
4	53		4 Seamus McGLYNN	Yamaha R1 - S and d build and design Ltd	7	14:02.863	15.647	0.199	88.76	1:58.128	7
5	188		5 Dawid KRAWIECKI	Yamaha R1 - Code Blue LTD & D A East Electrical	7	14:11.297	24.081	8.434	87.88	1:59.076	4
6	2		6 Peter BAKER	Kawasaki ZX10 -	7	14:20.777	33.561	9.480	86.91	2:01.372	3
7	37	C	1 Clayton GROVER	Yamaha R1 - Grover stunts	7	14:20.787	33.571	0.010	86.91	2:00.891	3
8	60		7 Jack YOUNGE	Kawasaki ZX10R - Chase Timber products	7	14:21.256	34.040	0.469	86.86	2:01.673	3
9	63		8 Matthew WREN	Suzuki GSXR - TBR performance	7	14:41.373	54.157	20.117	84.88	2:04.708	3
10	224	C	2 Lee HEALEY	Suzuki GSXR 1000R - Wilvin UK Ltd / Uniq3 Project	7	14:47.234	1:00.018	5.861	84.32	2:04.317	7
11	49		9 James BULL	Triumph 765 -	7	14:47.594	1:00.378	0.360	84.29	2:02.346	5
12	30	C	3 Alex PENRICE	Yamaha R1 - AP Motorcycles	7	14:47.905	1:00.689	0.311	84.26	2:04.507	7
13	46	C	4 Simon GATES	Yamaha YZF R1 - T.A Roden LTD / Canine Plus Hyc	7	14:51.636	1:04.420	3.731	83.90	2:05.116	4
14	28		10 Louis O'REGAN	Aprilia RSV4 -	7	14:55.377	1:08.161	3.741	83.55	2:03.325	7
15	4	C	5 Remi MATUZAS	Yamaha R1 - B INTERIORS	7	15:00.979	1:13.763	5.602	83.03	2:05.048	2
16	18	C	6 Sigitas CERNIAUSKAS	Yamaha R1 - SC MOTO	7	15:08.746	1:21.530	7.767	82.32	2:05.387	7
17	333		11 Andrew HOUGHTON	BMW S1000RR - Bahnstomer BMW	7	15:11.239	1:24.023	2.493	82.10	2:04.949	5
18	281	C	7 Daniel FARLEY	Suzuki GSXR - F-TECH FIRE & ELECTRICAL LTD	7	15:12.541	1:25.325	1.302	81.98	2:07.850	5
19	34	C	8 Ben CHEESEMAN	Kawasaki ZX10RR - BCH Services Kent Ltd	7	15:16.175	1:28.959	3.634	81.66	2:07.605	7
20	8		12 Liam McCARTER	Ducati 1098 - Katie McCarter	7	15:17.165	1:29.949	0.990	81.57	2:07.651	7
21	56	C	9 Paul HARRIS	Kawasaki ZX10R -	7	15:20.687	1:33.471	3.522	81.26	2:03.968	7
22	41		13 Colin THOMPSON	Suzuki GSXR1000 - Grp Motorsport	7	15:28.852	1:41.636	8.165	80.54	2:09.338	7
23	261	C	10 Roberto DI GREGORIO	Ducati 899 PANIGALE - Physio Healthy	7	15:39.517	1:52.301	10.665	79.63	2:10.810	7
24	184	C	11 Martyn DELLOW	Suzuki GSXR1000 - Kirdford Shotblasting	7	15:48.310	2:01.094	8.793	78.89	2:10.802	2
25	66		14 Stephen HARVEY	Kawasaki ZX10 -	7	15:54.597	2:07.381	6.287	78.37	2:12.980	5
26	888	C	12 Paul FAGG	Yamaha R1 4C8 - -OnlyFans-	6	13:47.797	1 Lap	1 Lap	77.46	2:14.839	6
27	274	C	13 Stewart LATIMER	Suzuki GSXR1000 R - Fat Bloke Racing RR	6	13:51.337	1 Lap	3.540	77.13	2:15.770	2

#### FASTEST LAP

26		Josh WAINWRIGHT	Honda CBR1000RR - JW MOT Centre	4	1:56.716	91.57 mph	147.37 kph
37	C	Clayton GROVER	Yamaha R1 - Grover stunts	3	2:00.891	88.41 mph	142.28 kph

Class - 92.5% of Race Speed = 83.65 mph  
 Class C - 92.5% of Race Speed = 80.39 mph

Race Distance: 7 Laps / 20.78 miles  
 Snetterton 300: 2.9689 miles

Weather / Track : Sunny / Dry

These results are provisional until the conclusion of any judicial and technical matters.

Date: 07/05/2023 Start: 17:48 Finish: 18:02

Clerk Of Course :	Stewards :	Timekeeper : Richard Evans
-------------------	------------	----------------------------

Results can be found at [www.tsl-timing.com](http://www.tsl-timing.com)

Printed - 18:04 Sunday, 07 May 2023





# BMCRC - MRO Championships 2023 - Rnd 3 @ Snetterton

## Reactive Parts MRO Powerbikes inc Clubman 1000

### RACE 22 - LAP CHART

#### LAP 1 @ 17:50:29.518

NO	BEHIND	LAP TIME
26		2:02.843
48	1.865	2:04.708
21	2.012	2:04.855
53	2.056	2:04.899
37	4.192	2:07.035
188	4.312	2:07.155
60	5.536	2:08.379
2	5.883	2:08.726
63	8.633	2:11.476
30	9.127	2:11.970
4	9.176	2:12.019
224	10.486	2:13.329
46	11.700	2:14.543
184	14.503	2:17.346
281	15.025	2:17.868
18	15.889	2:18.732
8	16.058	2:18.901
49	16.160	2:19.003
34	16.500	2:19.343
333	16.655	2:19.498
41	17.137	2:19.980
28	18.435	2:21.278
261	21.916	2:24.759
66	22.519	2:25.362
274	22.610	2:25.453
888	23.385	2:26.228
56	23.711	2:26.554

#### LAP 2 @ 17:52:26.653

NO	BEHIND	LAP TIME
26		1:57.135
48	3.066	1:58.336
21	4.975	2:00.098
53	5.649	2:00.728
188	8.716	2:01.539
37	8.910	2:01.853
60	10.361	2:01.960
2	11.149	2:02.401
63	16.412	2:04.914
4	17.089	2:05.048
30	18.912	2:06.920
224	19.237	2:05.886
46	22.017	2:07.452
184	28.170	2:10.802
281	28.682	2:10.792
49	28.706	2:09.681
18	29.003	2:10.249
333	29.233	2:09.713
28	30.161	2:08.861
34	30.921	2:11.556
8	30.963	2:12.040
56	39.436	2:12.860
41	39.475	2:19.473
261	39.553	2:14.772
274	41.245	2:15.770
66	42.115	2:16.731
888	42.506	2:16.256

#### LAP 3 @ 17:54:23.579

NO	BEHIND	LAP TIME
26		1:56.926
48	4.138	1:57.998

21	8.634	2:00.585
53	8.806	2:00.083
188	11.542	1:59.752
37	12.875	2:00.891
60	15.108	2:01.673
2	15.595	2:01.372
63	24.194	2:04.708
224	27.801	2:05.490
30	28.672	2:06.686
46	30.877	2:05.786
4	32.776	2:12.613
49	36.936	2:05.156
281	40.849	2:09.093
28	41.179	2:07.944
18	43.466	2:11.389
184	43.516	2:12.272
8	44.725	2:10.688
34	44.860	2:10.865
333	46.690	2:14.383
41	53.443	2:10.893
261	57.265	2:14.638
56	57.695	2:15.185
274	1:00.680	2:16.361
888	1:01.616	2:16.036
66	1:01.763	2:16.574

#### LAP 4 @ 17:56:20.295

NO	BEHIND	LAP TIME
26		1:56.716
48	5.785	1:58.363
21	11.727	1:59.809
53	12.281	2:00.191
188	13.902	1:59.076
37	18.031	2:01.872
60	21.154	2:02.762
2	21.283	2:02.404
63	32.589	2:05.111
224	37.249	2:06.164
30	37.431	2:05.475
46	39.277	2:05.116
4	43.072	2:07.012
49	43.346	2:03.126
28	49.115	2:04.652
281	52.900	2:08.767
18	55.862	2:09.112
34	58.760	2:10.616
333	58.820	2:08.846
8	59.707	2:11.698
184	1:01.652	2:14.852
41	1:06.253	2:09.526
56	1:09.824	2:08.845
261	1:11.745	2:11.196
66	1:20.478	2:15.431
274	1:20.642	2:16.678
888	1:20.776	2:15.876

#### LAP 5 @ 17:58:17.077

NO	BEHIND	LAP TIME
26		1:56.782
48	8.299	1:59.296
21	14.872	1:59.927
53	14.975	1:59.476
188	18.532	2:01.412
37	23.648	2:02.399
2	26.791	2:02.290

60	26.942	2:02.570
63	40.891	2:05.084
224	46.839	2:06.372
30	47.240	2:06.591
46	47.948	2:05.453
49	48.910	2:02.346
4	54.619	2:08.329
28	56.950	2:04.617
281	1:03.968	2:07.850
18	1:06.466	2:07.386
333	1:06.987	2:04.949
34	1:09.961	2:07.983
8	1:10.589	2:07.664
41	1:18.821	2:09.350
56	1:20.132	2:07.090
184	1:21.829	2:16.959
261	1:26.387	2:11.424
66	1:36.676	2:12.980
274	1:42.176	2:18.316
888	1:42.556	2:18.562

#### LAP 6 @ 18:00:14.422

NO	BEHIND	LAP TIME
26		1:57.345
48	10.433	1:59.479
21	16.715	1:59.188
53	16.988	1:59.358
188	21.524	2:00.337
37	28.672	2:02.369
2	31.005	2:01.559
60	31.331	2:01.734
63	48.744	2:05.198
224	55.170	2:05.676
30	55.651	2:05.756
49	56.479	2:04.914
46	56.639	2:06.036
28	1:04.305	2:04.700
4	1:06.285	2:09.011
281	1:15.456	2:08.833
18	1:15.612	2:06.491
333	1:16.053	2:06.411
34	1:20.823	2:08.207
8	1:21.767	2:08.523
56	1:28.972	2:06.185
41	1:31.767	2:10.291
261	1:40.960	2:11.918
184	1:42.892	2:18.408
66	1:53.220	2:13.889

#### LAP 7 @ 18:02:13.891

NO	BEHIND	LAP TIME
26		1:59.469
888	1 Lap	2:14.839
274	1 Lap	2:18.759
48	10.960	1:59.996
21	15.448	1:58.202
53	15.647	1:58.128
188	24.081	2:02.026
2	33.561	2:02.025
37	33.571	2:04.368
60	34.040	2:02.178
63	54.157	2:04.882
224	1:00.018	2:04.317
49	1:00.378	2:03.368
30	1:00.689	2:04.507

# BMCRC - MRO Championships 2023 - Rnd 3 @ Snetterton

## Reactive Parts MRO Powerbikes inc Clubman 1000

### RACE 22 - POSITION CHART

No	Name	Lap							
		Pos	1	2	3	4	5	6	7
26	WAINWRIGHT	1	26	26	26	26	26	26	26
48	WILSON	2	48	48	48	48	48	48	48
21	CROUCHER	3	21	21	21	21	21	21	21
53	McGLYNN	4	53	53	53	53	53	53	53
188	KRAWIECKI	5	37	188	188	188	188	188	188
2	BAKER	6	188	37	37	37	37	37	2
37	GROVER	7	60	60	60	60	2	2	37
60	YOUNGE	8	2	2	2	2	60	60	60
30	PENRICE	9	63	63	63	63	63	63	63
63	WREN	10	30	4	224	224	224	224	224
333	HOUGHTON	11	4	30	30	30	30	30	49
224	HEALEY	12	224	224	46	46	46	49	30
4	MATUZAS	13	46	46	4	4	49	46	46
46	GATES	14	184	184	49	49	4	28	28
34	CHEESEMAN	15	281	281	281	28	28	4	4
8	McCARTER	16	18	49	28	281	281	281	18
281	FARLEY	17	8	18	18	18	18	18	333
41	THOMPSON	18	49	333	184	34	333	333	281
261	DI GREGORIO	19	34	28	8	333	34	34	34
184	DELLOW	20	333	34	34	8	8	8	8
66	HARVEY	21	41	8	333	184	41	56	56
56	HARRIS	22	28	56	41	41	56	41	41
18	CERNIAUSKAS	23	261	41	261	56	184	261	261
274	LATIMER	24	66	261	56	261	261	184	184
888	FAGG	25	274	274	274	66	66	66	66
49	BULL	26	888	66	888	274	274	888	
28	O'REGAN	27	56	888	66	888	888	274	

# BMCRC - MRO Championships 2023 - Rnd 3 @ Snetterton

## Reactive Parts MRO Powerbikes inc Clubman 1000

### RACE 22 - SECTOR ANALYSIS



SECTOR 1 = FL to I1, SECTOR 2 = I1 to FL, DIFF = Difference To Personal Best Lap, P = Crossed Finish Line in Pit Lane, D = Time Disallowed

<b>P1 26</b>		<b>Josh WAINWRIGHT</b>		Honda CBR1000RR - JW MOT Centre		
IDEAL LAP TIME : 1:56.690		BEST LAP TIME : 1:56.716		DIFFERENCE : 0.026		
LAP	SECTOR 1	SECTOR 2	LAP TIME	MPH	DIFF	TIME OF DAY
1 -		39.611	2:02.843	87.00	6.127	17:50:29.518
2 -	1:17.822	39.313	1:57.135	91.24	0.419	17:52:26.653
3 -	1:17.579	39.347	1:56.926 (3)	91.40	0.210	17:54:23.579
<b>4 -</b>	<b>1:17.435</b>	<b>39.281</b>	<b>1:56.716 (1)</b>	<b>91.57</b>		<b>17:56:20.295</b>
5 -	1:17.527	<b>39.255</b>	1:56.782 (2)	91.52	0.066	17:58:17.077
6 -	1:17.811	39.534	1:57.345	91.08	0.629	18:00:14.422
7 -	1:19.108	40.361	1:59.469	89.46	2.753	18:02:13.891

<b>P2 48</b>		<b>Nicky WILSON</b>		Suzuki GSXR 1000 - Demon GP/Haslemere Motorcycles		
IDEAL LAP TIME : 1:57.988		BEST LAP TIME : 1:57.998		DIFFERENCE : 0.010		
LAP	SECTOR 1	SECTOR 2	LAP TIME	MPH	DIFF	TIME OF DAY
1 -		40.511	2:04.708	85.70	6.710	17:50:31.383
2 -	1:18.787	39.549	1:58.336 (2)	90.31	0.338	17:52:29.719
<b>3 -</b>	<b>1:18.566</b>	39.432	<b>1:57.998 (1)</b>	<b>90.57</b>		<b>17:54:27.717</b>
4 -	1:18.941	<b>39.422</b>	1:58.363 (3)	90.29	0.365	17:56:26.080
5 -	1:19.398	39.898	1:59.296	89.59	1.298	17:58:25.376
6 -	1:19.317	40.162	1:59.479	89.45	1.481	18:00:24.855
7 -	1:19.936	40.060	1:59.996	89.07	1.998	18:02:24.851

<b>P3 21</b>		<b>Jack CROUCHER</b>		Kawasaki ZX10R - Trendy lofts / croucher carpentry / palmer per		
IDEAL LAP TIME : 1:58.202		BEST LAP TIME : 1:58.202		DIFFERENCE : 0.000		
LAP	SECTOR 1	SECTOR 2	LAP TIME	MPH	DIFF	TIME OF DAY
1 -		39.952	2:04.855	85.60	6.653	17:50:31.530
2 -	1:20.083	40.015	2:00.098	88.99	1.896	17:52:31.628
3 -	1:20.299	40.286	2:00.585	88.63	2.383	17:54:32.213
4 -	1:19.509	40.300	1:59.809 (3)	89.20	1.607	17:56:32.022
5 -	1:19.490	40.437	1:59.927	89.12	1.725	17:58:31.949
6 -	1:19.228	39.960	1:59.188 (2)	89.67	0.986	18:00:31.137
<b>7 -</b>	<b>1:18.519</b>	<b>39.683</b>	<b>1:58.202 (1)</b>	<b>90.42</b>		<b>18:02:29.339</b>

<b>P4 53</b>		<b>Seamus McGLYNN</b>		Yamaha R1 - S and d build and design Ltd		
IDEAL LAP TIME : 1:58.128		BEST LAP TIME : 1:58.128		DIFFERENCE : 0.000		
LAP	SECTOR 1	SECTOR 2	LAP TIME	MPH	DIFF	TIME OF DAY
1 -		41.149	2:04.899	85.57	6.771	17:50:31.574
2 -	1:20.319	40.409	2:00.728	88.53	2.600	17:52:32.302
3 -	1:20.054	40.029	2:00.083	89.00	1.955	17:54:32.385
4 -	1:20.136	40.055	2:00.191	88.92	2.063	17:56:32.576
5 -	1:19.414	40.062	1:59.476 (3)	89.45	1.348	17:58:32.052
6 -	1:19.295	40.063	1:59.358 (2)	89.54	1.230	18:00:31.410
<b>7 -</b>	<b>1:18.458</b>	<b>39.670</b>	<b>1:58.128 (1)</b>	<b>90.47</b>		<b>18:02:29.538</b>

<b>P5 188</b>		<b>Dawid KRAWIECKI</b>		Yamaha R1 - Code Blue LTD & D A East Electrical		
IDEAL LAP TIME : 1:59.076		BEST LAP TIME : 1:59.076		DIFFERENCE : 0.000		
LAP	SECTOR 1	SECTOR 2	LAP TIME	MPH	DIFF	TIME OF DAY
1 -		40.406	2:07.155	84.05	8.079	17:50:33.830
2 -	1:20.923	40.616	2:01.539	87.93	2.463	17:52:35.369
3 -	1:19.663	40.089	1:59.752 (2)	89.25	0.676	17:54:35.121
<b>4 -</b>	<b>1:19.087</b>	<b>39.989</b>	<b>1:59.076 (1)</b>	<b>89.75</b>		<b>17:56:34.197</b>
5 -	1:21.150	40.262	2:01.412	88.03	2.336	17:58:35.609
6 -	1:19.795	40.542	2:00.337 (3)	88.81	1.261	18:00:35.946
7 -	1:20.796	41.230	2:02.026	87.58	2.950	18:02:37.972

# BMCRC - MRO Championships 2023 - Rnd 3 @ Snetterton

## Reactive Parts MRO Powerbikes inc Clubman 1000

### RACE 22 - SECTOR ANALYSIS



SECTOR 1 = FL to I1, SECTOR 2 = I1 to FL, DIFF = Difference To Personal Best Lap, P = Crossed Finish Line in Pit Lane, D = Time Disallowed

P6		2		Peter BAKER		Kawasaki ZX10 -	
IDEAL LAP TIME : 2:00.933		BEST LAP TIME : 2:01.372		DIFFERENCE : 0.439			
LAP	SECTOR 1	SECTOR 2	LAP TIME	MPH	DIFF	TIME OF DAY	
1 -		<b>40.477</b>	2:08.726	83.02	7.354	17:50:35.401	
2 -	1:21.246	41.155	2:02.401	87.32	1.029	17:52:37.802	
3 -	<b>1:20.456</b>	40.916	<b>2:01.372 (1)</b>	<b>88.06</b>		<b>17:54:39.174</b>	
4 -	1:21.439	40.965	2:02.404	87.31	1.032	17:56:41.578	
5 -	1:21.503	40.787	2:02.290	87.39	0.918	17:58:43.868	
6 -	1:20.904	40.655	2:01.559 (2)	87.92	0.187	18:00:45.427	
7 -	1:21.443	40.582	2:02.025 (3)	87.58	0.653	18:02:47.452	

P7		37 C		Clayton GROVER		Yamaha R1 - Grover stunts	
IDEAL LAP TIME : 2:00.838		BEST LAP TIME : 2:00.891		DIFFERENCE : 0.053			
LAP	SECTOR 1	SECTOR 2	LAP TIME	MPH	DIFF	TIME OF DAY	
1 -		<b>40.623</b>	2:07.035	84.13	6.144	17:50:33.710	
2 -	1:20.779	41.074	2:01.853 (2)	87.71	0.962	17:52:35.563	
3 -	<b>1:20.215</b>	40.676	<b>2:00.891 (1)</b>	<b>88.41</b>		<b>17:54:36.454</b>	
4 -	1:20.963	40.909	2:01.872 (3)	87.69	0.981	17:56:38.326	
5 -	1:21.401	40.998	2:02.399	87.32	1.508	17:58:40.725	
6 -	1:21.218	41.151	2:02.369	87.34	1.478	18:00:43.094	
7 -	1:23.437	40.931	2:04.368	85.93	3.477	18:02:47.462	

P8		60		Jack YOUNGE		Kawasaki ZX10R - Chase Timber products	
IDEAL LAP TIME : 2:01.554		BEST LAP TIME : 2:01.673		DIFFERENCE : 0.119			
LAP	SECTOR 1	SECTOR 2	LAP TIME	MPH	DIFF	TIME OF DAY	
1 -		40.878	2:08.379	83.25	6.706	17:50:35.054	
2 -	1:21.199	<b>40.761</b>	2:01.960 (3)	87.63	0.287	17:52:37.014	
3 -	1:20.887	40.786	<b>2:01.673 (1)</b>	<b>87.84</b>		<b>17:54:38.687</b>	
4 -	1:21.631	41.131	2:02.762	87.06	1.089	17:56:41.449	
5 -	1:21.801	40.769	2:02.570	87.19	0.897	17:58:44.019	
6 -	<b>1:20.793</b>	40.941	2:01.734 (2)	87.79	0.061	18:00:45.753	
7 -	1:21.207	40.971	2:02.178	87.47	0.505	18:02:47.931	

P9		63		Matthew WREN		Suzuki GSXR - TBR performance	
IDEAL LAP TIME : 2:03.866		BEST LAP TIME : 2:04.708		DIFFERENCE : 0.842			
LAP	SECTOR 1	SECTOR 2	LAP TIME	MPH	DIFF	TIME OF DAY	
1 -		42.306	2:11.476	81.29	6.768	17:50:38.151	
2 -	1:22.585	42.329	2:04.914 (3)	85.56	0.206	17:52:43.065	
3 -	<b>1:22.036</b>	42.672	<b>2:04.708 (1)</b>	<b>85.70</b>		<b>17:54:47.773</b>	
4 -	1:23.281	<b>41.830</b>	2:05.111	85.42	0.403	17:56:52.884	
5 -	1:22.690	42.394	2:05.084	85.44	0.376	17:58:57.968	
6 -	1:23.268	41.930	2:05.198	85.36	0.490	18:01:03.166	
7 -	1:22.864	42.018	2:04.882 (2)	85.58	0.174	18:03:08.048	

P10		224 C		Lee HEALEY		Suzuki GSXR 1000R - Wilvin UK Ltd / UniQ3 Projects Ltd	
IDEAL LAP TIME : 2:04.317		BEST LAP TIME : 2:04.317		DIFFERENCE : 0.000			
LAP	SECTOR 1	SECTOR 2	LAP TIME	MPH	DIFF	TIME OF DAY	
1 -		41.960	2:13.329	80.16	9.012	17:50:40.004	
2 -	1:24.157	41.729	2:05.886	84.90	1.569	17:52:45.890	
3 -	1:23.547	41.943	2:05.490 (2)	85.17	1.173	17:54:51.380	
4 -	1:24.024	42.140	2:06.164	84.71	1.847	17:56:57.544	
5 -	1:24.237	42.135	2:06.372	84.57	2.055	17:59:03.916	
6 -	1:23.516	42.160	2:05.676 (3)	85.04	1.359	18:01:09.592	
7 -	<b>1:22.650</b>	<b>41.667</b>	<b>2:04.317 (1)</b>	<b>85.97</b>		<b>18:03:13.909</b>	

# BMCRC - MRO Championships 2023 - Rnd 3 @ Snetterton

## Reactive Parts MRO Powerbikes inc Clubman 1000

### RACE 22 - SECTOR ANALYSIS



SECTOR 1 = FL to I1, SECTOR 2 = I1 to FL, DIFF = Difference To Personal Best Lap, P = Crossed Finish Line in Pit Lane, D = Time Disallowed

P11 49 James BULL		Triumph 765 -				
IDEAL LAP TIME :		BEST LAP TIME : 2:02.346		DIFFERENCE :		
LAP	SECTOR 1	SECTOR 2	LAP TIME	MPH	DIFF	TIME OF DAY
1 -			2:19.003	76.89	16.657	17:50:45.678
2 -			2:09.681	82.41	7.335	17:52:55.359
3 -			2:05.156	85.39	2.810	17:55:00.515
4 -			2:03.126 (2)	86.80	0.780	17:57:03.641
5 -			<b>2:02.346 (1)</b>	<b>87.35</b>		<b>17:59:05.987</b>
6 -			2:04.914	85.56	2.568	18:01:10.901
7 -			2:03.368 (3)	86.63	1.022	18:03:14.269

P12 30 C Alex PENRICE		Yamaha R1 - AP Motorcycles				
IDEAL LAP TIME : 2:04.507		BEST LAP TIME : 2:04.507		DIFFERENCE : 0.000		
LAP	SECTOR 1	SECTOR 2	LAP TIME	MPH	DIFF	TIME OF DAY
1 -		42.401	2:11.970	80.98	7.463	17:50:38.645
2 -	1:24.358	42.562	2:06.920	84.21	2.413	17:52:45.565
3 -	1:23.409	43.277	2:06.686	84.36	2.179	17:54:52.251
4 -	1:23.426	42.049	2:05.475 (2)	85.18	0.968	17:56:57.726
5 -	1:24.339	42.252	2:06.591	84.43	2.084	17:59:04.317
6 -	1:23.462	42.294	2:05.756 (3)	84.99	1.249	18:01:10.073
7 -	<b>1:22.889</b>	<b>41.618</b>	<b>2:04.507 (1)</b>	<b>85.84</b>		<b>18:03:14.580</b>

P13 46 C Simon GATES		Yamaha YZF R1 - T.A Roden LTD / Canine Plus Hydro				
IDEAL LAP TIME : 2:05.038		BEST LAP TIME : 2:05.116		DIFFERENCE : 0.078		
LAP	SECTOR 1	SECTOR 2	LAP TIME	MPH	DIFF	TIME OF DAY
1 -		42.570	2:14.543	79.43	9.427	17:50:41.218
2 -	1:24.718	42.734	2:07.452	83.85	2.336	17:52:48.670
3 -	1:23.789	41.997	2:05.786 (3)	84.97	0.670	17:54:54.456
4 -	1:23.394	<b>41.722</b>	<b>2:05.116 (1)</b>	<b>85.42</b>		<b>17:56:59.572</b>
5 -	<b>1:23.316</b>	42.137	2:05.453 (2)	85.19	0.337	17:59:05.025
6 -	1:23.759	42.277	2:06.036	84.80	0.920	18:01:11.061
7 -	1:24.692	42.558	2:07.250	83.99	2.134	18:03:18.311

P14 28 Louis O'REGAN		Aprilia RSV4 -				
IDEAL LAP TIME : 2:03.090		BEST LAP TIME : 2:03.325		DIFFERENCE : 0.235		
LAP	SECTOR 1	SECTOR 2	LAP TIME	MPH	DIFF	TIME OF DAY
1 -		43.395	2:21.278	75.65	17.953	17:50:47.953
2 -	1:25.596	43.265	2:08.861	82.94	5.536	17:52:56.814
3 -	1:25.219	42.725	2:07.944	83.53	4.619	17:55:04.758
4 -	1:22.881	41.771	2:04.652 (3)	85.74	1.327	17:57:09.410
5 -	1:22.740	41.877	2:04.617 (2)	85.76	1.292	17:59:14.027
6 -	1:23.114	<b>41.586</b>	2:04.700	85.71	1.375	18:01:18.727
7 -	<b>1:21.504</b>	41.821	<b>2:03.325 (1)</b>	<b>86.66</b>		<b>18:03:22.052</b>

P15 4 C Remi MATUZAS		Yamaha R1 - B INTERIORS				
IDEAL LAP TIME : 2:05.048		BEST LAP TIME : 2:05.048		DIFFERENCE : 0.000		
LAP	SECTOR 1	SECTOR 2	LAP TIME	MPH	DIFF	TIME OF DAY
1 -		42.132	2:12.019	80.95	6.971	17:50:38.694
2 -	<b>1:22.979</b>	<b>42.069</b>	<b>2:05.048 (1)</b>	<b>85.47</b>		<b>17:52:43.742</b>
3 -	1:23.858	48.755	2:12.613	80.59	7.565	17:54:56.355
4 -	1:24.590	42.422	2:07.012 (3)	84.15	1.964	17:57:03.367
5 -	1:25.486	42.843	2:08.329	83.28	3.281	17:59:11.696
6 -	1:26.573	42.438	2:09.011	82.84	3.963	18:01:20.707
7 -	1:24.123	42.824	2:06.947 (2)	84.19	1.899	18:03:27.654

# BMCRC - MRO Championships 2023 - Rnd 3 @ Snetterton

## Reactive Parts MRO Powerbikes inc Clubman 1000

### RACE 22 - SECTOR ANALYSIS



SECTOR 1 = FL to I1, SECTOR 2 = I1 to FL, DIFF = Difference To Personal Best Lap, P = Crossed Finish Line in Pit Lane, D = Time Disallowed

P16 18 C		Sigitas CERNIAUSKAS		Yamaha R1 - SC MOTO		
IDEAL LAP TIME : 2:05.387		BEST LAP TIME : 2:05.387		DIFFERENCE : 0.000		
LAP	SECTOR 1	SECTOR 2	LAP TIME	MPH	DIFF	TIME OF DAY
1 -		43.589	2:18.732	77.04	13.345	17:50:45.407
2 -	1:26.579	43.670	2:10.249	82.05	4.862	17:52:55.656
3 -	1:27.796	43.593	2:11.389	81.34	6.002	17:55:07.045
4 -	1:26.975	42.137	2:09.112	82.78	3.725	17:57:16.157
5 -	1:25.185	42.201	2:07.386 (3)	83.90	1.999	17:59:23.543
6 -	1:24.193	42.298	2:06.491 (2)	84.49	1.104	18:01:30.034
7 -	<b>1:23.487</b>	<b>41.900</b>	<b>2:05.387 (1)</b>	<b>85.24</b>		<b>18:03:35.421</b>

P17 333		Andrew HOUGHTON		BMW S1000RR - Bahnstomer BMW		
IDEAL LAP TIME : 2:04.949		BEST LAP TIME : 2:04.949		DIFFERENCE : 0.000		
LAP	SECTOR 1	SECTOR 2	LAP TIME	MPH	DIFF	TIME OF DAY
1 -		43.317	2:19.498	76.61	14.549	17:50:46.173
2 -	1:26.487	43.226	2:09.713	82.39	4.764	17:52:55.886
3 -	1:25.981	48.402	2:14.383	79.53	9.434	17:55:10.269
4 -	1:26.178	42.668	2:08.846	82.95	3.897	17:57:19.115
5 -	<b>1:23.404</b>	<b>41.545</b>	<b>2:04.949 (1)</b>	<b>85.53</b>		<b>17:59:21.064</b>
6 -	1:24.104	42.307	2:06.411 (2)	84.55	1.462	18:01:30.475
7 -	1:24.970	42.469	2:07.439 (3)	83.86	2.490	18:03:37.914

P18 281 C		Daniel FARLEY		Suzuki GSXR - F-TECH FIRE & ELECTRICAL LTD		
IDEAL LAP TIME : 2:07.172		BEST LAP TIME : 2:07.850		DIFFERENCE : 0.678		
LAP	SECTOR 1	SECTOR 2	LAP TIME	MPH	DIFF	TIME OF DAY
1 -		43.845	2:17.868	77.52	10.018	17:50:44.543
2 -	1:27.077	43.715	2:10.792	81.71	2.942	17:52:55.335
3 -	1:25.831	43.262	2:09.093	82.79	1.243	17:55:04.428
4 -	1:25.965	42.802	2:08.767 (2)	83.00	0.917	17:57:13.195
5 -	<b>1:24.690</b>	<b>43.160</b>	<b>2:07.850 (1)</b>	<b>83.59</b>		<b>17:59:21.045</b>
6 -	1:26.351	<b>42.482</b>	2:08.833 (3)	82.96	0.983	18:01:29.878
7 -	1:26.269	43.069	2:09.338	82.63	1.488	18:03:39.216

P19 34 C		Ben CHEESEMAN		Kawasaki ZX10RR - BCH Services Kent Ltd		
IDEAL LAP TIME : 2:07.493		BEST LAP TIME : 2:07.605		DIFFERENCE : 0.112		
LAP	SECTOR 1	SECTOR 2	LAP TIME	MPH	DIFF	TIME OF DAY
1 -		43.569	2:19.343	76.70	11.738	17:50:46.018
2 -	1:27.692	43.864	2:11.556	81.24	3.951	17:52:57.574
3 -	1:26.923	43.942	2:10.865	81.67	3.260	17:55:08.439
4 -	1:27.622	42.994	2:10.616	81.82	3.011	17:57:19.055
5 -	<b>1:24.751</b>	43.232	2:07.983 (2)	83.51	0.378	17:59:27.038
6 -	1:25.007	43.200	2:08.207 (3)	83.36	0.602	18:01:35.245
7 -	1:24.863	<b>42.742</b>	<b>2:07.605 (1)</b>	<b>83.75</b>		<b>18:03:42.850</b>

P20 8		Liam McCARTER		Ducati 1098 - Katie McCarter		
IDEAL LAP TIME : 2:07.315		BEST LAP TIME : 2:07.651		DIFFERENCE : 0.336		
LAP	SECTOR 1	SECTOR 2	LAP TIME	MPH	DIFF	TIME OF DAY
1 -		44.088	2:18.901	76.94	11.250	17:50:45.576
2 -	1:27.178	44.862	2:12.040	80.94	4.389	17:52:57.616
3 -	1:26.347	44.341	2:10.688	81.78	3.037	17:55:08.304
4 -	1:28.220	43.478	2:11.698	81.15	4.047	17:57:20.002
5 -	1:24.640	<b>43.024</b>	2:07.664 (2)	83.72	0.013	17:59:27.666
6 -	1:25.381	43.142	2:08.523 (3)	83.16	0.872	18:01:36.189
7 -	<b>1:24.291</b>	43.360	<b>2:07.651 (1)</b>	<b>83.72</b>		<b>18:03:43.840</b>

# BMCRC - MRO Championships 2023 - Rnd 3 @ Snetterton

## Reactive Parts MRO Powerbikes inc Clubman 1000

### RACE 22 - SECTOR ANALYSIS



SECTOR 1 = FL to I1, SECTOR 2 = I1 to FL, DIFF = Difference To Personal Best Lap, P = Crossed Finish Line in Pit Lane, D = Time Disallowed

P21 56 C		Paul HARRIS		Kawasaki ZX10R -			
IDEAL LAP TIME : 2:03.968		BEST LAP TIME : 2:03.968		DIFFERENCE : 0.000			
LAP	SECTOR 1	SECTOR 2	LAP TIME	MPH	DIFF	TIME OF DAY	
1 -		52.320	2:26.554	72.92	22.586	17:50:53.229	
2 -	1:27.434	45.426	2:12.860	80.44	8.892	17:53:06.089	
3 -	1:25.808	49.377	2:15.185	79.06	11.217	17:55:21.274	
4 -	1:26.283	42.562	2:08.845	82.95	4.877	17:57:30.119	
5 -	1:23.641	43.449	2:07.090 (3)	84.09	3.122	17:59:37.209	
6 -	1:24.610	41.575	2:06.185 (2)	84.70	2.217	18:01:43.394	
7 -	<b>1:22.661</b>	<b>41.307</b>	<b>2:03.968 (1)</b>	<b>86.21</b>		<b>18:03:47.362</b>	

P22 41		Colin THOMPSON		Suzuki GSXR1000 - Grp Motorsport			
IDEAL LAP TIME :		BEST LAP TIME : 2:09.338		DIFFERENCE :			
LAP	SECTOR 1	SECTOR 2	LAP TIME	MPH	DIFF	TIME OF DAY	
1 -			2:19.980	76.35	10.642	17:50:46.655	
2 -			2:19.473	76.63	10.135	17:53:06.128	
3 -			2:10.893	81.65	1.555	17:55:17.022	
4 -			2:09.526 (3)	82.51	0.188	17:57:26.548	
5 -			2:09.350 (2)	82.62	0.012	17:59:35.898	
6 -			2:10.291	82.03	0.953	18:01:46.189	
7 -			<b>2:09.338 (1)</b>	<b>82.63</b>		<b>18:03:55.527</b>	

P23 261 C		Roberto DI GREGORIO		Ducati 899 PANIGALE - Physio Healthy			
IDEAL LAP TIME : 2:10.688		BEST LAP TIME : 2:10.810		DIFFERENCE : 0.122			
LAP	SECTOR 1	SECTOR 2	LAP TIME	MPH	DIFF	TIME OF DAY	
1 -		45.746	2:24.759	73.83	13.949	17:50:51.434	
2 -	1:29.003	45.769	2:14.772	79.30	3.962	17:53:06.206	
3 -	1:29.438	45.200	2:14.638	79.38	3.828	17:55:20.844	
4 -	1:27.500	43.696	2:11.196 (2)	81.46	0.386	17:57:32.040	
5 -	<b>1:27.294</b>	44.130	2:11.424 (3)	81.32	0.614	17:59:43.464	
6 -	1:28.132	43.786	2:11.918	81.02	1.108	18:01:55.382	
7 -	1:27.416	<b>43.394</b>	<b>2:10.810 (1)</b>	<b>81.70</b>		<b>18:04:06.192</b>	

P24 184 C		Martyn DELLOW		Suzuki GSXR1000 - Kirdford Shotblasting			
IDEAL LAP TIME : 2:10.797		BEST LAP TIME : 2:10.802		DIFFERENCE : 0.005			
LAP	SECTOR 1	SECTOR 2	LAP TIME	MPH	DIFF	TIME OF DAY	
1 -		<b>43.360</b>	2:17.346	77.81	6.544	17:50:44.021	
2 -	<b>1:27.437</b>	43.365	<b>2:10.802 (1)</b>	<b>81.71</b>		<b>17:52:54.823</b>	
3 -	1:28.415	43.857	2:12.272 (2)	80.80	1.470	17:55:07.095	
4 -	1:29.216	45.636	2:14.852 (3)	79.25	4.050	17:57:21.947	
5 -	1:31.541	45.418	2:16.959	78.03	6.157	17:59:38.906	
6 -	1:33.466	44.942	2:18.408	77.22	7.606	18:01:57.314	
7 -	1:31.454	46.217	2:17.671	77.63	6.869	18:04:14.985	

P25 66		Stephen HARVEY		Kawasaki ZX10 -			
IDEAL LAP TIME : 2:12.980		BEST LAP TIME : 2:12.980		DIFFERENCE : 0.000			
LAP	SECTOR 1	SECTOR 2	LAP TIME	MPH	DIFF	TIME OF DAY	
1 -		45.870	2:25.362	73.52	12.382	17:50:52.037	
2 -	1:30.626	46.105	2:16.731	78.16	3.751	17:53:08.768	
3 -	1:30.811	45.763	2:16.574	78.25	3.594	17:55:25.342	
4 -	1:30.518	44.913	2:15.431	78.91	2.451	17:57:40.773	
5 -	<b>1:28.476</b>	<b>44.504</b>	<b>2:12.980 (1)</b>	<b>80.37</b>		<b>17:59:53.753</b>	
6 -	1:29.247	44.642	2:13.889 (3)	79.82	0.909	18:02:07.642	
7 -	1:28.520	45.110	2:13.630 (2)	79.98	0.650	18:04:21.272	

# BMCRC - MRO Championships 2023 - Rnd 3 @ Snetterton

## Reactive Parts MRO Powerbikes inc Clubman 1000

### RACE 22 - SECTOR ANALYSIS



SECTOR 1 = FL to I1, SECTOR 2 = I1 to FL, DIFF = Difference To Personal Best Lap, P = Crossed Finish Line in Pit Lane, D = Time Disallowed

P26 888 C Paul FAGG		Yamaha R1 4C8 - -OnlyFans-				
IDEAL LAP TIME : 2:14.678		BEST LAP TIME : 2:14.839		DIFFERENCE : 0.161		
LAP	SECTOR 1	SECTOR 2	LAP TIME	MPH	DIFF	TIME OF DAY
1 -		45.428	2:26.228	73.09	11.389	17:50:52.903
2 -	1:31.906	<b>44.350</b>	2:16.256	78.44	1.417	17:53:09.159
3 -	1:31.321	44.715	2:16.036 <b>(3)</b>	78.56	1.197	17:55:25.195
4 -	1:31.027	44.849	2:15.876 <b>(2)</b>	78.66	1.037	17:57:41.071
5 -	1:32.719	45.843	2:18.562	77.13	3.723	17:59:59.633
6 -	<b>1:30.328</b>	44.511	<b>2:14.839 (1)</b>	<b>79.26</b>		<b>18:02:14.472</b>

P27 274 C Stewart LATIMER		Suzuki GSXR1000 R - Fat Bloke Racing RR				
IDEAL LAP TIME : 2:15.493		BEST LAP TIME : 2:15.770		DIFFERENCE : 0.277		
LAP	SECTOR 1	SECTOR 2	LAP TIME	MPH	DIFF	TIME OF DAY
1 -		45.552	2:25.453	73.48	9.683	17:50:52.128
2 -	1:30.285	<b>45.485</b>	<b>2:15.770 (1)</b>	<b>78.72</b>		<b>17:53:07.898</b>
3 -	1:30.822	45.539	2:16.361 <b>(2)</b>	78.38	0.591	17:55:24.259
4 -	<b>1:30.008</b>	46.670	2:16.678 <b>(3)</b>	78.19	0.908	17:57:40.937
5 -	1:31.705	46.611	2:18.316	77.27	2.546	17:59:59.253
6 -	1:32.880	45.879	2:18.759	77.02	2.989	18:02:18.012



# BMCRC - MRO Championships 2023 - Rnd 3 @ Snetterton

## Reactive Parts MRO Powerbikes inc Clubman 1000

### RACE 22 - BEST SECTORS

SECTOR 1			SECTOR 2			IDEAL / BEST COMPARISON						
POS	NO	NAME	TIME	NO	NAME	TIME	POS	NO	NAME	IDEAL	BEST	DIFF
									<b>PERFECT LAP</b>	<b>1:56.690</b>		
1	26	WAINWRIGHT	1:17.435	26	WAINWRIGHT	39.255	1	26	WAINWRIGHT	1:56.690	1:56.716	0.026
2	53	McGLYNN	1:18.458	48	WILSON	39.422	2	48	WILSON	1:57.988	1:57.998	0.010
3	21	CROUCHER	1:18.519	53	McGLYNN	39.670	3	53	McGLYNN	1:58.128	1:58.128	0.000
4	48	WILSON	1:18.566	21	CROUCHER	39.683	4	21	CROUCHER	1:58.202	1:58.202	0.000
5	188	KRAWIECKI	1:19.087	188	KRAWIECKI	39.989	5	188	KRAWIECKI	1:59.076	1:59.076	0.000
6	37	GROVER	1:20.215	2	BAKER	40.477	6	37	GROVER	2:00.838	2:00.891	0.053
7	2	BAKER	1:20.456	37	GROVER	40.623	7	2	BAKER	2:00.933	2:01.372	0.439
8	60	YOUNGE	1:20.793	60	YOUNGE	40.761	8	60	YOUNGE	2:01.554	2:01.673	0.119
9	28	O'REGAN	1:21.504	56	HARRIS	41.307	9	28	O'REGAN	2:03.090	2:03.325	0.235
10	63	WREN	1:22.036	333	HOUGHTON	41.545	10	63	WREN	2:03.866	2:04.708	0.842
11	224	HEALEY	1:22.650	28	O'REGAN	41.586	11	56	HARRIS	2:03.968	2:03.968	0.000
12	56	HARRIS	1:22.661	30	PENRICE	41.618	12	224	HEALEY	2:04.317	2:04.317	0.000
13	30	PENRICE	1:22.889	224	HEALEY	41.667	13	30	PENRICE	2:04.507	2:04.507	0.000
14	4	MATUZAS	1:22.979	46	GATES	41.722	14	333	HOUGHTON	2:04.949	2:04.949	0.000
15	46	GATES	1:23.316	63	WREN	41.830	15	46	GATES	2:05.038	2:05.116	0.078
16	333	HOUGHTON	1:23.404	18	CERNIAUSKAS	41.900	16	4	MATUZAS	2:05.048	2:05.048	0.000
17	18	CERNIAUSKAS	1:23.487	4	MATUZAS	42.069	17	18	CERNIAUSKAS	2:05.387	2:05.387	0.000
18	8	McCARTER	1:24.291	281	FARLEY	42.482	18	281	FARLEY	2:07.172	2:07.850	0.678
19	281	FARLEY	1:24.690	34	CHEESEMAN	42.742	19	8	McCARTER	2:07.315	2:07.651	0.336
20	34	CHEESEMAN	1:24.751	8	McCARTER	43.024	20	34	CHEESEMAN	2:07.493	2:07.605	0.112
21	261	DI GREGORIO	1:27.294	184	DELLOW	43.360	21	261	DI GREGORIO	2:10.688	2:10.810	0.122
22	184	DELLOW	1:27.437	261	DI GREGORIO	43.394	22	184	DELLOW	2:10.797	2:10.802	0.005
23	66	HARVEY	1:28.476	888	FAGG	44.350	23	66	HARVEY	2:12.980	2:12.980	0.000
24	274	LATIMER	1:30.008	66	HARVEY	44.504	24	888	FAGG	2:14.678	2:14.839	0.161
25	888	FAGG	1:30.328	274	LATIMER	45.485	25	274	LATIMER	2:15.493	2:15.770	0.277
26							26	49	BULL		2:02.346	
27							27	41	THOMPSON		2:09.338	

# BMCRC - MRO Championships 2023 - Rnd 3 @ Snetterton

## Reactive Parts MRO Powerbikes inc Clubman 1000

### RACE 22 - STATISTICS

**Competitors Started** 27  
**Planned Start** 2023-05-07 @ 17:50:00.000  
**Actual Start** 2023-05-07 @ 17:48:26.674  
**Finish Time** 2023-05-07 @ 18:02:13.890  
**Track Length** 2.9689mi.  
**Total Laps** 187  
**Total Distance Covered** 555.1864mi.

#### Session Fastest Lap History

NO	CL	NAME	LAP TIME	TIME OF DAY	LAP	VEHICLE
26		Josh WAINWRIGHT	<b>1:57.135</b>	17:52:26.672	2	Honda CBR1000RR
26		Josh WAINWRIGHT	<b>1:56.926</b>	17:54:23.597	3	Honda CBR1000RR
26		Josh WAINWRIGHT	<b>1:56.716</b>	17:56:20.313	4	Honda CBR1000RR

#### Session Leader History

NO	CL	NAME	FROM LAP	LAPS LED	DISTANCE	VEHICLE
26		Josh WAINWRIGHT	1	7	20.78 miles	Honda CBR1000RR

#### Flag History

TYPE	TIME OF DAY
GREEN	17:48:26.674
FINISH	18:02:13.890

#### Flag Statistics

TYPE	COUNT	TOTAL LAPS	TOTAL TIME
Green	1	7	16:03.493
Red	0	0	0.000
Safety Car	0	0	0.000
FCY	0	0	0.000

# BMCRC - MRO Championships 2023 - Rnd 3 @ Snetterton

## Reactive Parts MRO Powerbikes inc Clubman 1000

### RACE 22 - STATISTICS

**CLASS :**

14 Starters

#### Fastest Lap History

NO	NAME	LAP TIME	TIME OF DAY	LAP	VEHICLE
26	Josh WAINWRIGHT	<b>1:57.135</b>	17:52:26.672	2	Honda CBR1000RR
26	Josh WAINWRIGHT	<b>1:56.926</b>	17:54:23.597	3	Honda CBR1000RR
26	Josh WAINWRIGHT	<b>1:56.716</b>	17:56:20.313	4	Honda CBR1000RR

#### Leader History

NO	NAME	FROM LAP	LAPS LED	DISTANCE	VEHICLE
26	Josh WAINWRIGHT	1	7	20.78 miles	Honda CBR1000RR

# BMCRC - MRO Championships 2023 - Rnd 3 @ Snetterton

Reactive Parts MRO Powerbikes inc Clubman 1000

## RACE 22 - STATISTICS

**CLASS : C**

13 Starters

### Fastest Lap History

NO	NAME	LAP TIME	TIME OF DAY	LAP	VEHICLE
37	Clayton GROVER	2:01.853	17:52:35.566	2	Yamaha R1
37	Clayton GROVER	2:00.891	17:54:36.458	3	Yamaha R1

### Leader History

NO	NAME	FROM LAP	LAPS LED	DISTANCE	VEHICLE
37	Clayton GROVER	1	7	20.78 miles	Yamaha R1



# L & W CONTRACTORS

## BMCRC ROOKIE 600 & 1000



BMCRC-MRO Championships - Round 3

Snetterton 300

6<sup>th</sup> / 7<sup>th</sup> May 2023



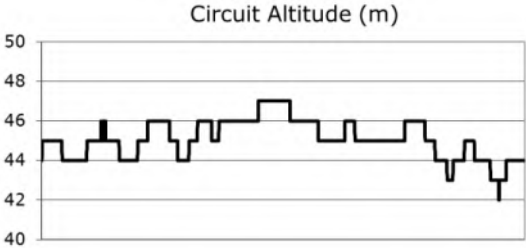
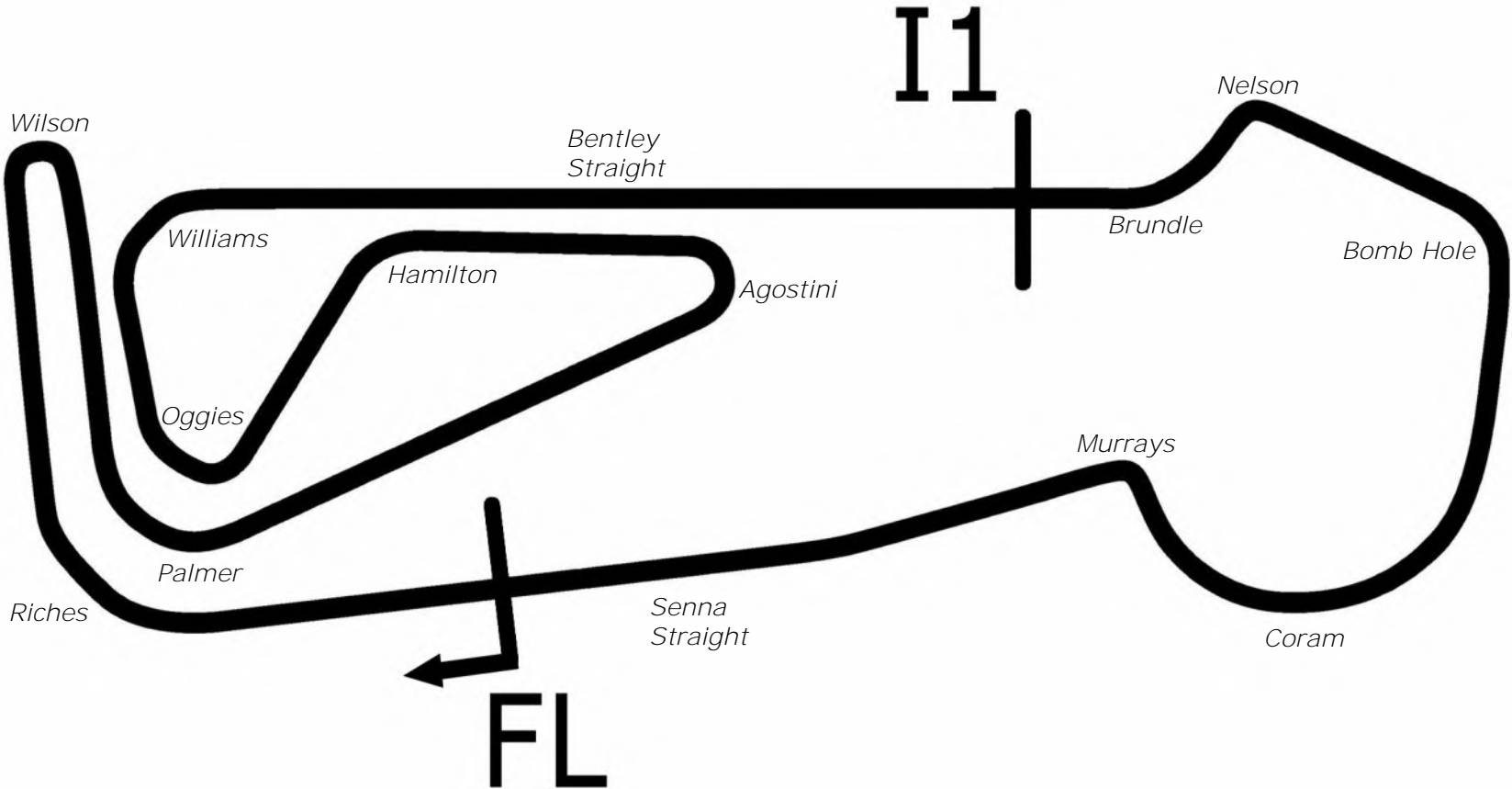
Timing & Results Provided by Timing Solutions Ltd

[www.tsl-timing.com](http://www.tsl-timing.com)

# Snetterton 300



**SPORTS TIMING**  
**TIMING SOLUTIONS LTD**



Length	2.9689 miles	4778.0 m	
FL		52.46340 N	0.94476 E
I1	3198m	52.46617 N	0.94964 E
Pit Entry	4572m	52.46364 N	0.94774 E
Pit Exit	40m after FL	52.46338 N	0.94420 E
Pit Entry-Pit Exit 246m, 17.7s @50kph, 14.7s @60kph			

# BMCRC - MRO Championships 2023 - Rnd 3 @ Snetterton

## L&W Contractors BMCRC Rookie 600 & Rookie 1000

### QUALIFYING - CLASSIFICATION



CONTRACTORS LTD

POS	NO	CL	PIC NAME	ENTRY	TIME	ON	LAPS	GAP	DIFF	MPH
1	12	1000	1 Duncan BEDWELL	Kawasaki ZX10R - Connected to homes LTD	2:12.502	3	5			80.66
2	87	1000	2 Karl THOMPSON	Yamaha R1 - #Teamrace	2:15.505	3	5	3.003	3.003	78.87
3	24	600	1 Callum MANLEY	Honda CBR600 RR - Becc sweets, leeway building ser	2:16.562	3	3	4.060	1.057	78.26
4	33	1000	3 Luke BLACKFORD	Ducati 1299 - D5 graphics tyres4bikes	2:17.552	4	4	5.050	0.990	77.70
5	61	600	2 Jason GAMBLE	Kawasaki ZX6R - #TeamRace	2:20.563	4	4	8.061	3.011	76.03
6	36	1000	4 Alan MORGAN	Suzuki GSXR1000 - Little Duck Racing	2:21.410	4	4	8.908	0.847	75.58
7	28	600	3 Tom WALKER	Honda CBR600 RR - TRW Racing	2:22.397	4	4	9.895	0.987	75.05
8	81	1000	5 Dan HARTLE	Yamaha R1 2CR - #Teamrace	2:24.206	2	4	11.704	1.809	74.11
9	63	1000	6 Riccardo BIGUZZI	BMW S1000RR - Riccardo's Travel	2:26.508	4	4	14.006	2.302	72.95
10	100	1000	7 Sam CRANSTONE	BMW S1000RR -	2:27.201	4	4	14.699	0.693	72.60
11	830	1000	8 Daniel HOLT	Aprilia RSV4 1100 FACTORY - DBH Plastering	2:28.556	2	2	16.054	1.355	71.94
12	14	1000	9 Alex YIANNI	BMW S1000 RR -	2:30.245	4	4	17.743	1.689	71.13
13	149	1000	10 David WILKINS	Yamaha R1 - TwoClicksOut Racing	2:30.465	4	4	17.963	0.220	71.03
14	187	1000	11 Scott DERMOTT	Yamaha R1 - TwoClicksOut Racing	2:30.605	4	4	18.103	0.140	70.96
15	115	600	4 Brian MAHER	Yamaha R6 -	2:32.433	4	4	19.931	1.828	70.11
16	52	600	5 Spencer CARRINGTON	Yamaha R6 - seton tuning	2:32.752	3	4	20.250	0.319	69.97
17	4	600	6 Kallum BEDWELL	Yamaha R6 - CTHL-Connected to homes ltd	2:32.798	4	4	20.296	0.046	69.94
18	123	1000	12 James VINCER	Kawasaki ZX 10 - A W RACING LTD	2:34.860	4	4	22.358	2.062	69.01
19	13	1000	13 Alex CAIRNS	Suzuki GSXR1000 - Laguna Motorcycles	2:35.138	3	4	22.636	0.278	68.89
20	124	600	7 Mark STRUTT	Yamaha R6 -	2:35.847	4	4	23.345	0.709	68.58
21	65	600	8 Frank MONTINI	Triumph Daytona 675R - Sara Johnson	2:35.906	2	4	23.404	0.059	68.55
22	191	1000	14 Maurice DAVEY	Suzuki GSXR 1000 - M D racing	2:35.970	4	4	23.468	0.064	68.52
23	175	1000	15 Arlindo PESTANA	BMW S1000RR - Pep's racing	2:37.989	4	4	25.487	2.019	67.65
24	224	600	9 Dan PRICE	Triumph Daytona 675R - WHF Racing	2:41.482	4	4	28.980	3.493	66.18
25	413	600	10 Paul CONSTANTINE	Kawasaki ZX6R -	2:41.705	4	4	29.203	0.223	66.09
26	23*	1000	16 Jason PAES	Aprilia RSV4 - J&R Electrical Ltd	2:43.129	1	2	30.627	1.424	65.51
27	90	600	11 Tom ELLIOTT	Yamaha R6 - A. Harland Race Services	2:43.806	2	4	31.304	0.677	65.24
28	122	600	12 James EGGINTON	Kawasaki ZX6R -	2:44.577	3	4	32.075	0.771	64.94
29	150	1000	17 Stuart MELHUISH	Honda CBR929 -	2:46.375	3	4	33.873	1.798	64.24
30	127	600	13 Rhys QUANTRALL	Kawasaki ZX6R -	2:48.812	3	3	36.310	2.437	63.31
31	395	600	14 William NICHOLLS	Yamaha R6 - Will Nicholls Farriery	2:52.469	3	3	39.967	3.657	61.97
32	825	600	15 Cody OWENS	Suzuki GSXR 600 -	2:54.663	2	3	42.161	2.194	61.19
33	164	1000	18 Paul BOXALL	Honda Fireblade - WG Tyres			0			

#23 - Fastest lap time disallowed - Yellow flag infringement.

Weather / Track : Cloudy / Damp

These results are provisional until the conclusion of any judicial and technical matters.

Snetterton 300: 2.9689 miles

Date: 06/05/2023 Start: 09:32 Finish: 09:42

Clerk Of Course :	Stewards :	Timekeeper : Richard Evans
-------------------	------------	----------------------------

Results can be found at [www.tsl-timing.com](http://www.tsl-timing.com)

Printed - 09:44 Saturday, 06 May 2023



# BMCRC - MRO Championships 2023 - Rnd 3 @ Snetterton

## L&W Contractors BMCRC Rookie 600 & Rookie 1000

### QUALIFYING - SECTOR ANALYSIS



SECTOR 1 = FL to I1, SECTOR 2 = I1 to FL, DIFF = Difference To Personal Best Lap, P = Crossed Finish Line in Pit Lane, D = Time Disallowed

P1		12 1000		Duncan BEDWELL		Kawasaki ZX10R - Connected to homes LTD	
IDEAL LAP TIME : 2:12.376		BEST LAP TIME : 2:12.502		DIFFERENCE : 0.126			
LAP	SECTOR 1	SECTOR 2	LAP TIME	MPH	DIFF	TIME OF DAY	
1 -	1:33.030	46.567	2:19.597	76.56	7.095	09:35:02.742	
2 -	1:29.352	<b>44.978</b>	2:14.330 (3)	79.56	1.828	09:37:17.072	
3 -	<b>1:27.398</b>	45.104	<b>2:12.502 (1)</b>	<b>80.66</b>		<b>09:39:29.574</b>	
4 -	1:27.893	45.762	2:13.655 (2)	79.96	1.153	09:41:43.229	
5 -	1:30.229	45.609	2:15.838	78.68	3.336	09:43:59.067	

P2		87 1000		Karl THOMPSON		Yamaha R1 - #Teamrace	
IDEAL LAP TIME : 2:14.291		BEST LAP TIME : 2:15.505		DIFFERENCE : 1.214			
LAP	SECTOR 1	SECTOR 2	LAP TIME	MPH	DIFF	TIME OF DAY	
1 -	1:36.650	47.844	2:24.494	73.96	8.989	09:35:08.692	
2 -	1:31.202	46.211	2:17.413 (3)	77.78	1.908	09:37:26.105	
3 -	1:30.035	<b>45.470</b>	<b>2:15.505 (1)</b>	<b>78.87</b>		<b>09:39:41.610</b>	
4 -	1:32.324	46.159	2:18.483	77.17	2.978	09:42:00.093	
5 -	<b>1:28.821</b>	46.827	2:15.648 (2)	78.79	0.143	09:44:15.741	

P3		24 600		Callum MANLEY		Honda CBR600 RR - Becs sweets, leeway building services	
IDEAL LAP TIME : 2:16.562		BEST LAP TIME : 2:16.562		DIFFERENCE : 0.000			
LAP	SECTOR 1	SECTOR 2	LAP TIME	MPH	DIFF	TIME OF DAY	
1 -	1:35.384	48.619	2:24.003 (3)	74.22	7.441	09:35:04.616	
2 -	1:30.891	46.246	2:17.137 (2)	77.93	0.575	09:37:21.753	
3 -	<b>1:30.654</b>	<b>45.908</b>	<b>2:16.562 (1)</b>	<b>78.26</b>		<b>09:39:38.315</b>	

P4		33 1000		Luke BLACKFORD		Ducati 1299 - D5 graphics tyres4bikes	
IDEAL LAP TIME : 2:17.291		BEST LAP TIME : 2:17.552		DIFFERENCE : 0.261			
LAP	SECTOR 1	SECTOR 2	LAP TIME	MPH	DIFF	TIME OF DAY	
1 -	1:41.887	49.019	2:30.906	70.82	13.354	09:35:16.505	
2 -	1:34.323	47.829	2:22.152 (3)	75.18	4.600	09:37:38.657	
3 -	1:31.524	<b>46.780</b>	2:18.304 (2)	77.27	0.752	09:39:56.961	
4 -	<b>1:30.511</b>	47.041	<b>2:17.552 (1)</b>	<b>77.70</b>		<b>09:42:14.513</b>	

P5		61 600		Jason GAMBLE		Kawasaki ZX6R - #TeamRace	
IDEAL LAP TIME : 2:20.563		BEST LAP TIME : 2:20.563		DIFFERENCE : 0.000			
LAP	SECTOR 1	SECTOR 2	LAP TIME	MPH	DIFF	TIME OF DAY	
1 -	1:45.308	53.019	2:38.327	67.50	17.764	09:35:48.036	
2 -	1:41.002	49.321	2:30.323 (3)	71.10	9.760	09:38:18.359	
3 -	1:37.451	49.110	2:26.561 (2)	72.92	5.998	09:40:44.920	
4 -	<b>1:32.937</b>	<b>47.626</b>	<b>2:20.563 (1)</b>	<b>76.03</b>		<b>09:43:05.483</b>	

P6		36 1000		Alan MORGAN		Suzuki GSXR1000 - Little Duck Racing	
IDEAL LAP TIME : 2:21.326		BEST LAP TIME : 2:21.410		DIFFERENCE : 0.084			
LAP	SECTOR 1	SECTOR 2	LAP TIME	MPH	DIFF	TIME OF DAY	
1 -	1:44.131	48.518	2:32.649	70.01	11.239	09:35:17.840	
2 -	<b>1:33.423</b>	48.255	2:21.678 (2)	75.43	0.268	09:37:39.518	
3 -	1:37.210	48.191	2:25.401 (3)	73.50	3.991	09:40:04.919	
4 -	1:33.507	<b>47.903</b>	<b>2:21.410 (1)</b>	<b>75.58</b>		<b>09:42:26.329</b>	

P7		28 600		Tom WALKER		Honda CBR600 RR - TRW Racing	
IDEAL LAP TIME : 2:22.367		BEST LAP TIME : 2:22.397		DIFFERENCE : 0.030			
LAP	SECTOR 1	SECTOR 2	LAP TIME	MPH	DIFF	TIME OF DAY	
1 -	1:39.235	49.530	2:28.765	71.84	6.368	09:35:10.410	
2 -	<b>1:33.937</b>	49.553	2:23.490 (3)	74.48	1.093	09:37:33.900	
3 -	1:34.173	48.911	2:23.084 (2)	74.69	0.687	09:39:56.984	
4 -	1:33.967	<b>48.430</b>	<b>2:22.397 (1)</b>	<b>75.05</b>		<b>09:42:19.381</b>	



# BMCRC - MRO Championships 2023 - Rnd 3 @ Snetterton

## L&W Contractors BMCRC Rookie 600 & Rookie 1000

### QUALIFYING - SECTOR ANALYSIS



SECTOR 1 = FL to I1, SECTOR 2 = I1 to FL, DIFF = Difference To Personal Best Lap, P = Crossed Finish Line in Pit Lane, D = Time Disallowed

P8		81 1000		Dan HARTLE		Yamaha R1 2CR - #Teamrace	
IDEAL LAP TIME : 2:24.206		BEST LAP TIME : 2:24.206		DIFFERENCE : 0.000			
LAP	SECTOR 1	SECTOR 2	LAP TIME	MPH	DIFF	TIME OF DAY	
1 -	1:43.060	50.390	2:33.450	69.65	9.244	09:35:42.233	
2 -	<b>1:35.308</b>	<b>48.898</b>	<b>2:24.206 (1)</b>	<b>74.11</b>		<b>09:38:06.439</b>	
3 -	1:36.169	50.067	2:26.236 (2)	73.08	2.030	09:40:32.675	
4 -	1:37.893	49.713	2:27.606 (3)	72.40	3.400	09:43:00.281	

P9		63 1000		Riccardo BIGUZZI		BMW S1000RR - Riccardo's Travel	
IDEAL LAP TIME : 2:26.490		BEST LAP TIME : 2:26.508		DIFFERENCE : 0.018			
LAP	SECTOR 1	SECTOR 2	LAP TIME	MPH	DIFF	TIME OF DAY	
1 -	1:45.063	51.762	2:36.825	68.15	10.317	09:35:21.078	
2 -	1:37.537	<b>49.360</b>	2:26.897 (2)	72.75	0.389	09:37:47.975	
3 -	1:37.732	50.048	2:27.780 (3)	72.32	1.272	09:40:15.755	
4 -	<b>1:37.130</b>	49.378	<b>2:26.508 (1)</b>	<b>72.95</b>		<b>09:42:42.263</b>	

P10		100 1000		Sam CRANSTONE		BMW S1000RR -	
IDEAL LAP TIME : 2:27.201		BEST LAP TIME : 2:27.201		DIFFERENCE : 0.000			
LAP	SECTOR 1	SECTOR 2	LAP TIME	MPH	DIFF	TIME OF DAY	
1 -	1:41.857	53.647	2:35.504	68.73	8.303	09:36:33.772	
2 -	1:42.280	51.354	2:33.634 (3)	69.56	6.433	09:39:07.406	
3 -	1:38.773	51.346	2:30.119 (2)	71.19	2.918	09:41:37.525	
4 -	<b>1:36.829</b>	<b>50.372</b>	<b>2:27.201 (1)</b>	<b>72.60</b>		<b>09:44:04.726</b>	

P11		830 1000		Daniel HOLT		Aprilia RSV4 1100 FACTORY - DBH Plastering	
IDEAL LAP TIME : 2:28.556		BEST LAP TIME : 2:28.556		DIFFERENCE : 0.000			
LAP	SECTOR 1	SECTOR 2	LAP TIME	MPH	DIFF	TIME OF DAY	
1 -	1:47.141	51.922	2:39.063 (2)	67.19	10.507	09:35:24.380	
2 -	<b>1:38.227</b>	<b>50.329</b>	<b>2:28.556 (1)</b>	<b>71.94</b>		<b>09:37:52.936</b>	

P12		14 1000		Alex YIANNI		BMW S1000 RR -	
IDEAL LAP TIME : 2:29.462		BEST LAP TIME : 2:30.245		DIFFERENCE : 0.783			
LAP	SECTOR 1	SECTOR 2	LAP TIME	MPH	DIFF	TIME OF DAY	
1 -	1:49.386	53.813	2:43.199	65.49	12.954	09:35:47.253	
2 -	1:42.546	<b>51.245</b>	2:33.791 (2)	69.49	3.546	09:38:21.044	
3 -	1:41.382	53.443	2:34.825 (3)	69.03	4.580	09:40:55.869	
4 -	<b>1:38.217</b>	52.028	<b>2:30.245 (1)</b>	<b>71.13</b>		<b>09:43:26.114</b>	

P13		149 1000		David WILKINS		Yamaha R1 - TwoClicksOut Racing	
IDEAL LAP TIME : 2:30.069		BEST LAP TIME : 2:30.465		DIFFERENCE : 0.396			
LAP	SECTOR 1	SECTOR 2	LAP TIME	MPH	DIFF	TIME OF DAY	
1 -	1:46.846	52.966	2:39.812	66.87	9.347	09:35:46.425	
2 -	1:43.993	54.098	2:38.091 (3)	67.60	7.626	09:38:24.516	
3 -	1:40.270	<b>51.318</b>	2:31.588 (2)	70.50	1.123	09:40:56.104	
4 -	<b>1:38.751</b>	51.714	<b>2:30.465 (1)</b>	<b>71.03</b>		<b>09:43:26.569</b>	

P14		187 1000		Scott DERMOTT		Yamaha R1 - TwoClicksOut Racing	
IDEAL LAP TIME : 2:30.605		BEST LAP TIME : 2:30.605		DIFFERENCE : 0.000			
LAP	SECTOR 1	SECTOR 2	LAP TIME	MPH	DIFF	TIME OF DAY	
1 -	1:48.390	55.204	2:43.594	65.33	12.989	09:35:49.929	
2 -	1:41.921	53.380	2:35.301 (3)	68.82	4.696	09:38:25.230	
3 -	1:39.455	51.902	2:31.357 (2)	70.61	0.752	09:40:56.587	
4 -	<b>1:38.918</b>	<b>51.687</b>	<b>2:30.605 (1)</b>	<b>70.96</b>		<b>09:43:27.192</b>	

# BMCRC - MRO Championships 2023 - Rnd 3 @ Snetterton

## L&W Contractors BMCRC Rookie 600 & Rookie 1000

### QUALIFYING - SECTOR ANALYSIS



SECTOR 1 = FL to I1, SECTOR 2 = I1 to FL, DIFF = Difference To Personal Best Lap, P = Crossed Finish Line in Pit Lane, D = Time Disallowed

P15 115 600		Brian MAHER		Yamaha R6 -		
IDEAL LAP TIME : 2:32.433		BEST LAP TIME : 2:32.433		DIFFERENCE : 0.000		
LAP	SECTOR 1	SECTOR 2	LAP TIME	MPH	DIFF	TIME OF DAY
1 -	1:51.775	54.349	2:46.124	64.33	13.691	09:35:55.599
2 -	1:40.121	53.737	2:33.858 (2)	69.46	1.425	09:38:29.457
3 -	1:42.570	53.636	2:36.206 (3)	68.42	3.773	09:41:05.663
4 -	<b>1:40.020</b>	<b>52.413</b>	<b>2:32.433 (1)</b>	<b>70.11</b>		<b>09:43:38.096</b>

P16 52 600		Spencer CARRINGTON		Yamaha R6 - seton tuning		
IDEAL LAP TIME : 2:32.752		BEST LAP TIME : 2:32.752		DIFFERENCE : 0.000		
LAP	SECTOR 1	SECTOR 2	LAP TIME	MPH	DIFF	TIME OF DAY
1 -	2:12.288	1:06.274	3:18.562	53.82	45.810	09:36:32.407
2 -	1:45.995	52.675	2:38.670 (3)	67.36	5.918	09:39:11.077
3 -	<b>1:42.082</b>	<b>50.670</b>	<b>2:32.752 (1)</b>	<b>69.97</b>		<b>09:41:43.829</b>
4 -	1:43.639	52.760	2:36.399 (2)	68.33	3.647	09:44:20.228

P17 4 600		Kallum BEDWELL		Yamaha R6 - CTHL-Connected to homes ltd		
IDEAL LAP TIME : 2:32.670		BEST LAP TIME : 2:32.798		DIFFERENCE : 0.128		
LAP	SECTOR 1	SECTOR 2	LAP TIME	MPH	DIFF	TIME OF DAY
1 -	1:42.849	55.001	2:37.850	67.71	5.052	09:35:40.911
2 -	1:39.684	53.174	2:32.858 (2)	69.92	0.060	09:38:13.769
3 -	1:40.372	<b>53.032</b>	2:33.404 (3)	69.67	0.606	09:40:47.173
4 -	<b>1:39.638</b>	53.160	<b>2:32.798 (1)</b>	<b>69.94</b>		<b>09:43:19.971</b>

P18 123 1000		James VINCER		Kawasaki ZX 10 - A W RACING LTD		
IDEAL LAP TIME : 2:34.860		BEST LAP TIME : 2:34.860		DIFFERENCE : 0.000		
LAP	SECTOR 1	SECTOR 2	LAP TIME	MPH	DIFF	TIME OF DAY
1 -	2:00.977	55.127	2:56.104	60.69	21.244	09:35:39.921
2 -	1:45.219	53.155	2:38.374 (3)	67.48	3.514	09:38:18.295
3 -	1:43.783	53.754	2:37.537 (2)	67.84	2.677	09:40:55.832
4 -	<b>1:42.616</b>	<b>52.244</b>	<b>2:34.860 (1)</b>	<b>69.01</b>		<b>09:43:30.692</b>

P19 13 1000		Alex CAIRNS		Suzuki GSXR1000 - Laguna Motorcycles		
IDEAL LAP TIME : 2:34.890		BEST LAP TIME : 2:35.138		DIFFERENCE : 0.248		
LAP	SECTOR 1	SECTOR 2	LAP TIME	MPH	DIFF	TIME OF DAY
1 -	1:58.863	54.300	2:53.163	61.72	18.025	09:36:07.721
2 -	1:44.408	52.797	2:37.205 (3)	67.98	2.067	09:38:44.926
3 -	<b>1:42.662</b>	52.476	<b>2:35.138 (1)</b>	<b>68.89</b>		<b>09:41:20.064</b>
4 -	1:44.012	<b>52.228</b>	2:36.240 (2)	68.40	1.102	09:43:56.304

P20 124 600		Mark STRUTT		Yamaha R6 -		
IDEAL LAP TIME : 2:35.847		BEST LAP TIME : 2:35.847		DIFFERENCE : 0.000		
LAP	SECTOR 1	SECTOR 2	LAP TIME	MPH	DIFF	TIME OF DAY
1 -	1:56.708	59.698	2:56.406	60.58	20.559	09:35:43.893
2 -	1:46.424	54.849	2:41.273 (3)	66.27	5.426	09:38:25.166
3 -	1:42.701	54.017	2:36.718 (2)	68.19	0.871	09:41:01.884
4 -	<b>1:41.850</b>	<b>53.997</b>	<b>2:35.847 (1)</b>	<b>68.58</b>		<b>09:43:37.731</b>

P21 65 600		Frank MONTINI		Triumph Daytona 675R - Sara Johnson		
IDEAL LAP TIME : 2:35.205		BEST LAP TIME : 2:35.906		DIFFERENCE : 0.701		
LAP	SECTOR 1	SECTOR 2	LAP TIME	MPH	DIFF	TIME OF DAY
1 -	1:54.018	54.137	2:48.155 (3)	63.56	12.249	09:35:54.387
2 -	<b>1:42.382</b>	53.524	<b>2:35.906 (1)</b>	<b>68.55</b>		<b>09:38:30.293</b>
3 -	1:48.332	<b>52.823</b>	2:41.155 (2)	66.32	5.249	09:41:11.448
4 -	2:14.416	53.459	3:07.875	56.88	31.969	09:44:19.323

# BMCRC - MRO Championships 2023 - Rnd 3 @ Snetterton

## L&W Contractors BMCRC Rookie 600 & Rookie 1000

### QUALIFYING - SECTOR ANALYSIS



SECTOR 1 = FL to I1, SECTOR 2 = I1 to FL, DIFF = Difference To Personal Best Lap, P = Crossed Finish Line in Pit Lane, D = Time Disallowed

P22		191 1000		Maurice DAVEY		Suzuki GSXR 1000 - M D racing	
IDEAL LAP TIME : 2:35.970		BEST LAP TIME : 2:35.970		DIFFERENCE : 0.000			
LAP	SECTOR 1	SECTOR 2	LAP TIME	MPH	DIFF	TIME OF DAY	
1 -	1:55.371	57.988	2:53.359	61.65	17.389	09:35:44.466	
2 -	1:46.897	55.472	2:42.369 (3)	65.82	6.399	09:38:26.835	
3 -	1:44.635	53.782	2:38.417 (2)	67.46	2.447	09:41:05.252	
4 -	<b>1:43.396</b>	<b>52.574</b>	<b>2:35.970 (1)</b>	<b>68.52</b>		<b>09:43:41.222</b>	

P23		175 1000		Arlindo PESTANA		BMW S1000RR - Pep's racing	
IDEAL LAP TIME : 2:37.989		BEST LAP TIME : 2:37.989		DIFFERENCE : 0.000			
LAP	SECTOR 1	SECTOR 2	LAP TIME	MPH	DIFF	TIME OF DAY	
1 -	1:52.351	54.909	2:47.260	63.90	9.271	09:35:36.560	
2 -	1:45.026	54.471	2:39.497 (2)	67.01	1.508	09:38:16.057	
3 -	1:45.339	54.987	2:40.326 (3)	66.66	2.337	09:40:56.383	
4 -	<b>1:44.004</b>	<b>53.985</b>	<b>2:37.989 (1)</b>	<b>67.65</b>		<b>09:43:34.372</b>	

P24		224 600		Dan PRICE		Triumph Daytona 675R - WHF Racing	
IDEAL LAP TIME : 2:40.513		BEST LAP TIME : 2:41.482		DIFFERENCE : 0.969			
LAP	SECTOR 1	SECTOR 2	LAP TIME	MPH	DIFF	TIME OF DAY	
1 -	2:01.891	59.285	3:01.176	58.99	19.694	09:35:53.222	
2 -	1:49.100	55.679	2:44.779 (3)	64.86	3.297	09:38:38.001	
3 -	1:47.781	<b>54.640</b>	2:42.421 (2)	65.80	0.939	09:41:20.422	
4 -	<b>1:45.873</b>	55.609	<b>2:41.482 (1)</b>	<b>66.18</b>		<b>09:44:01.904</b>	

P25		413 600		Paul CONSTANTINE		Kawasaki ZX6R -	
IDEAL LAP TIME : 2:41.705		BEST LAP TIME : 2:41.705		DIFFERENCE : 0.000			
LAP	SECTOR 1	SECTOR 2	LAP TIME	MPH	DIFF	TIME OF DAY	
1 -	1:54.839	58.384	2:53.223	61.70	11.518	09:35:59.654	
2 -	1:48.043	57.813	2:45.856 (2)	64.44	4.151	09:38:45.510	
3 -	1:50.017	57.864	2:47.881 (3)	63.66	6.176	09:41:33.391	
4 -	<b>1:47.252</b>	<b>54.453</b>	<b>2:41.705 (1)</b>	<b>66.09</b>		<b>09:44:15.096</b>	

P26		23 1000		Jason PAES		Aprilia RSV4 - J&R Electrical Ltd	
IDEAL LAP TIME : 2:33.354		BEST LAP TIME : 2:43.129		DIFFERENCE : 9.775			
LAP	SECTOR 1	SECTOR 2	LAP TIME	MPH	DIFF	TIME OF DAY	
1 -	1:49.579	53.550	<b>2:43.129 (1)</b>	<b>65.51</b>		<b>09:35:53.117</b>	
2 -	<b>1:40.857</b>	<b>52.497</b>	<del>2:33.354</del> D	69.69		09:38:26.471	

P27		90 600		Tom ELLIOTT		Yamaha R6 - A. Harland Race Services	
IDEAL LAP TIME : 2:43.747		BEST LAP TIME : 2:43.806		DIFFERENCE : 0.059			
LAP	SECTOR 1	SECTOR 2	LAP TIME	MPH	DIFF	TIME OF DAY	
1 -	1:51.317	59.551	2:50.868	62.55	7.062	09:36:01.228	
2 -	<b>1:46.575</b>	57.231	<b>2:43.806 (1)</b>	<b>65.24</b>		<b>09:38:45.034</b>	
3 -	1:49.916	58.189	2:48.105 (3)	63.57	4.299	09:41:33.139	
4 -	1:47.848	<b>57.172</b>	2:45.020 (2)	64.76	1.214	09:44:18.159	

P28		122 600		James EGGINTON		Kawasaki ZX6R -	
IDEAL LAP TIME : 2:44.500		BEST LAP TIME : 2:44.577		DIFFERENCE : 0.077			
LAP	SECTOR 1	SECTOR 2	LAP TIME	MPH	DIFF	TIME OF DAY	
1 -	1:59.627	59.457	2:59.084	59.68	14.507	09:36:07.538	
2 -	1:49.475	<b>56.068</b>	2:45.543 (3)	64.56	0.966	09:38:53.081	
3 -	<b>1:48.432</b>	56.145	<b>2:44.577 (1)</b>	<b>64.94</b>		<b>09:41:37.658</b>	
4 -	1:48.501	56.493	2:44.994 (2)	64.77	0.417	09:44:22.652	

# BMCRC - MRO Championships 2023 - Rnd 3 @ Snetterton

## L&W Contractors BMCRC Rookie 600 & Rookie 1000

### QUALIFYING - SECTOR ANALYSIS



SECTOR 1 = FL to I1, SECTOR 2 = I1 to FL, DIFF = Difference To Personal Best Lap, P = Crossed Finish Line in Pit Lane, D = Time Disallowed

P29		150	1000	Stuart MELHUIISH		Honda CBR929 -	
IDEAL LAP TIME : 2:45.579		BEST LAP TIME : 2:46.375		DIFFERENCE : 0.796			
LAP	SECTOR 1	SECTOR 2	LAP TIME	MPH	DIFF	TIME OF DAY	
1 -	1:59.542	58.172	2:57.714	60.14	11.339	09:35:41.007	
2 -	1:50.859	56.559	2:47.418 (3)	63.84	1.043	09:38:28.425	
3 -	1:50.366	<b>56.009</b>	<b>2:46.375 (1)</b>	<b>64.24</b>		<b>09:41:14.800</b>	
4 -	<b>1:49.570</b>	57.214	2:46.784 (2)	64.08	0.409	09:44:01.584	

P30		127	600	Rhys QUANTRALL		Kawasaki ZX6R -	
IDEAL LAP TIME : 2:48.812		BEST LAP TIME : 2:48.812		DIFFERENCE : 0.000			
LAP	SECTOR 1	SECTOR 2	LAP TIME	MPH	DIFF	TIME OF DAY	
1 -	2:12.998	1:05.785	3:18.783 (3)	53.76	29.971	09:36:28.126	
2 -	1:57.817	1:00.860	2:58.677 (2)	59.81	9.865	09:39:26.803	
3 -	<b>1:51.924</b>	<b>56.888</b>	<b>2:48.812 (1)</b>	<b>63.31</b>		<b>09:42:15.615</b>	

P31		395	600	William NICHOLLS		Yamaha R6 - Will Nicholls Farriery	
IDEAL LAP TIME : 2:52.469		BEST LAP TIME : 2:52.469		DIFFERENCE : 0.000			
LAP	SECTOR 1	SECTOR 2	LAP TIME	MPH	DIFF	TIME OF DAY	
1 -	2:09.283	1:05.582	3:14.865 (3)	54.84	22.396	09:36:28.307	
2 -	1:57.510	1:00.160	2:57.670 (2)	60.15	5.201	09:39:25.977	
3 -	<b>1:52.674</b>	<b>59.795</b>	<b>2:52.469 (1)</b>	<b>61.97</b>		<b>09:42:18.446</b>	

P32		825	600	Cody OWENS		Suzuki GSXR 600 -	
IDEAL LAP TIME : 2:54.663		BEST LAP TIME : 2:54.663		DIFFERENCE : 0.000			
LAP	SECTOR 1	SECTOR 2	LAP TIME	MPH	DIFF	TIME OF DAY	
1 -	2:01.267	1:02.300	3:03.567 (3)	58.22	8.904	09:36:40.583	
2 -	<b>1:54.424</b>	<b>1:00.239</b>	<b>2:54.663 (1)</b>	<b>61.19</b>		<b>09:39:35.246</b>	
3 -	1:57.599	1:01.957	2:59.556 (2)	59.52	4.893	09:42:34.802	

# BMCRC - MRO Championships 2023 - Rnd 3 @ Snetterton

## L&W Contractors BMCRC Rookie 600 & Rookie 1000

### QUALIFYING - BEST SECTORS

SECTOR 1				SECTOR 2				IDEAL / BEST COMPARISON				
POS	NO	NAME	TIME	NO	NAME	TIME	POS	NO	NAME	IDEAL	BEST	DIFF
									<b>PERFECT LAP</b>	<b>2:12.376</b>		
1	12	BEDWELL	1:27.398	12	BEDWELL	44.978	1	12	BEDWELL	2:12.376	2:12.502	0.126
2	87	THOMPSON	1:28.821	87	THOMPSON	45.470	2	87	THOMPSON	2:14.291	2:15.505	1.214
3	33	BLACKFORD	1:30.511	24	MANLEY	45.908	3	24	MANLEY	2:16.562	2:16.562	0.000
4	24	MANLEY	1:30.654	33	BLACKFORD	46.780	4	33	BLACKFORD	2:17.291	2:17.552	0.261
5	61	GAMBLE	1:32.937	61	GAMBLE	47.626	5	61	GAMBLE	2:20.563	2:20.563	0.000
6	36	MORGAN	1:33.423	36	MORGAN	47.903	6	36	MORGAN	2:21.326	2:21.410	0.084
7	28	WALKER	1:33.937	28	WALKER	48.430	7	28	WALKER	2:22.367	2:22.397	0.030
8	81	HARTLE	1:35.308	81	HARTLE	48.898	8	81	HARTLE	2:24.206	2:24.206	0.000
9	100	CRANSTONE	1:36.829	63	BIGUZZI	49.360	9	63	BIGUZZI	2:26.490	2:26.508	0.018
10	63	BIGUZZI	1:37.130	830	HOLT	50.329	10	100	CRANSTONE	2:27.201	2:27.201	0.000
11	14	YIANNI	1:38.217	100	CRANSTONE	50.372	11	830	HOLT	2:28.556	2:28.556	0.000
12	830	HOLT	1:38.227	52	CARRINGTON	50.670	12	14	YIANNI	2:29.462	2:30.245	0.783
13	149	WILKINS	1:38.751	14	YIANNI	51.245	13	149	WILKINS	2:30.069	2:30.465	0.396
14	187	DERMOTT	1:38.918	149	WILKINS	51.318	14	187	DERMOTT	2:30.605	2:30.605	0.000
15	4	BEDWELL	1:39.638	187	DERMOTT	51.687	15	115	MAHER	2:32.433	2:32.433	0.000
16	115	MAHER	1:40.020	13	CAIRNS	52.228	16	4	BEDWELL	2:32.670	2:32.798	0.128
17	23	PAES	1:40.857	123	VINCER	52.244	17	52	CARRINGTON	2:32.752	2:32.752	0.000
18	124	STRUTT	1:41.850	115	MAHER	52.413	18	23	PAES	2:33.354	2:43.129	9.775
19	52	CARRINGTON	1:42.082	23	PAES	52.497	19	123	VINCER	2:34.860	2:34.860	0.000
20	65	MONTINI	1:42.382	191	DAVEY	52.574	20	13	CAIRNS	2:34.890	2:35.138	0.248
21	123	VINCER	1:42.616	65	MONTINI	52.823	21	65	MONTINI	2:35.205	2:35.906	0.701
22	13	CAIRNS	1:42.662	4	BEDWELL	53.032	22	124	STRUTT	2:35.847	2:35.847	0.000
23	191	DAVEY	1:43.396	175	PESTANA	53.985	23	191	DAVEY	2:35.970	2:35.970	0.000
24	175	PESTANA	1:44.004	124	STRUTT	53.997	24	175	PESTANA	2:37.989	2:37.989	0.000
25	224	PRICE	1:45.873	413	CONSTANTINE	54.453	25	224	PRICE	2:40.513	2:41.482	0.969
26	90	ELLIOTT	1:46.575	224	PRICE	54.640	26	413	CONSTANTINE	2:41.705	2:41.705	0.000
27	413	CONSTANTINE	1:47.252	150	MELHUIH	56.009	27	90	ELLIOTT	2:43.747	2:43.806	0.059
28	122	EGGINTON	1:48.432	122	EGGINTON	56.068	28	122	EGGINTON	2:44.500	2:44.577	0.077
29	150	MELHUIH	1:49.570	127	QUANTRALL	56.888	29	150	MELHUIH	2:45.579	2:46.375	0.796
30	127	QUANTRALL	1:51.924	90	ELLIOTT	57.172	30	127	QUANTRALL	2:48.812	2:48.812	0.000
31	395	NICHOLLS	1:52.674	395	NICHOLLS	59.795	31	395	NICHOLLS	2:52.469	2:52.469	0.000
32	825	OWENS	1:54.424	825	OWENS	1:00.239	32	825	OWENS	2:54.663	2:54.663	0.000
33												

# BMCRC - MRO Championships 2023 - Rnd 3 @ Snetterton

## L&W Contractors BMCRC Rookie 600 & Rookie 1000

### QUALIFYING - STATISTICS

**Competitors Started** 33  
**Planned Start** 2023-05-06 @ 09:30:00.000  
**Actual Start** 2023-05-06 @ 09:32:27.115  
**Finish Time** 2023-05-06 @ 09:42:06.563  
**Track Length** 2.9689mi.  
**Total Laps** 122  
**Total Distance Covered** 362.2072mi.

### Session Fastest Lap History

NO	CL	NAME	LAP TIME	TIME OF DAY	LAP	VEHICLE
12	1000	Duncan BEDWELL	<b>2:19.597</b>	09:35:02.766	1	Kawasaki ZX10R
12	1000	Duncan BEDWELL	<b>2:14.330</b>	09:37:17.096	2	Kawasaki ZX10R
12	1000	Duncan BEDWELL	<b>2:12.502</b>	09:39:29.597	3	Kawasaki ZX10R

### Flag History

TYPE	TIME OF DAY
GREEN	09:32:27.115
FINISH	09:42:06.563

### Flag Statistics

TYPE	COUNT	TOTAL LAPS	TOTAL TIME
Green	1	5	12:04.139
Red	0	0	0.000
Safety Car	0	0	0.000
FCY	0	0	0.000

# BMCRC - MRO Championships 2023 - Rnd 3 @ Snetterton

## L&W Contractors BMCRC Rookie 600 & Rookie 1000

### QUALIFYING - STATISTICS

CLASS : 1000

18 Starters

#### Fastest Lap History

NO	NAME	LAP TIME	TIME OF DAY	LAP	VEHICLE
12	Duncan BEDWELL	<b>2:19.597</b>	09:35:02.766	1	Kawasaki ZX10R
12	Duncan BEDWELL	<b>2:14.330</b>	09:37:17.096	2	Kawasaki ZX10R
12	Duncan BEDWELL	<b>2:12.502</b>	09:39:29.597	3	Kawasaki ZX10R

# BMCRC - MRO Championships 2023 - Rnd 3 @ Snetterton

## L&W Contractors BMCRC Rookie 600 & Rookie 1000

### QUALIFYING - STATISTICS

**CLASS : 600**

15 Starters

#### Fastest Lap History

NO	NAME	LAP TIME	TIME OF DAY	LAP	VEHICLE
24	Callum MANLEY	<b>2:24.003</b>	09:35:04.614	1	Honda CBR600 RR
24	Callum MANLEY	<b>2:17.137</b>	09:37:21.751	2	Honda CBR600 RR
24	Callum MANLEY	<b>2:16.562</b>	09:39:38.314	3	Honda CBR600 RR



# BMCRC - MRO Championships 2023 - Rnd 3 @ Snetterton

## L&W Contractors BMCRC Rookie 600 & Rookie 1000

### RACE 3 - GRID (5 Laps)



CONTRACTORS LTD

ROW 14			40	<b>911</b> Tom BRASTOCK			
ROW 13		39	<b>825</b> Cody OWENS	38	<b>395</b> William NICHOLLS		
ROW 12	36	<b>122</b> James EGGINTON	35	<b>90</b> Tom ELLIOTT	34	<b>413</b> Paul CONSTANTINE	
ROW 11		33	<b>224</b> Dan PRICE	32	<b>65</b> Frank MONTINI	31	<b>124</b> Mark STRUTT
ROW 10	30	<b>4</b> Kallum BEDWELL	29	<b>52</b> Spencer CARRINGTON	28	<b>115</b> Brian MAHER	
ROW 9		27	<b>28</b> Tom WALKER	26	<b>61</b> Jason GAMBLE	25	<b>24</b> Callum MANLEY
ROW 8							
ROW 7		21	<b>125</b> Matthew CHAM	20	<b>92</b> Shaun DAYKIN	19	<b>56</b> Paul HARRIS
ROW 6	18	<b>164</b> Paul BOXALL	17	<b>150</b> Stuart MELHUISE	16	<b>23</b> Jason PAES	
ROW 5		15	<b>175</b> Arlindo PESTANA	14	<b>191</b> Maurice DAVEY	13	<b>13</b> Alex CAIRNS
ROW 4	12	<b>123</b> James VINCER	11	<b>187</b> Scott DERMOTT	10	<b>149</b> David WILKINS	
ROW 3		9	<b>14</b> Alex YIANNI	8	<b>830</b> Daniel HOLT	7	<b>100</b> Sam CRANSTONE
ROW 2	6	<b>63</b> Riccardo BIGUZZI	5	<b>81</b> Dan HARTLE	4	<b>36</b> Alan MORGAN	
ROW 1		3	<b>33</b> Luke BLACKFORD	2	<b>87</b> Karl THOMPSON	1	<b>12</b> Duncan BEDWELL
						<b>Pole</b>	

Snetterton 300: 2.9689 miles

These results are provisional until the conclusion of any judicial and technical matters.

Clerk Of Course :	Stewards :	Timekeeper : Richard Evans
-------------------	------------	----------------------------

Results can be found at [www.tsl-timing.com](http://www.tsl-timing.com)

Printed - 09:49 Saturday, 06 May 2023



# BMCRC - MRO Championships 2023 - Rnd 3 @ Snetterton

## L&W Contractors BMCRC Rookie 600 & Rookie 1000

### RACE 3 - CLASSIFICATION



CONTRACTORS LTD

POS	NO	CL	PIC NAME	ENTRY	LAPS	TIME	GAP	DIFF	MPH	BEST	ON
1	87	1000	1 Karl THOMPSON	Yamaha R1 - #Teamrace	5	10:24.088			85.62	2:01.539	5
2	12	1000	2 Duncan BEDWELL	Kawasaki ZX10R - Connected to homes LTD	5	10:26.348	2.260	2.260	85.32	2:01.496	5
3	100	1000	3 Sam CRANSTONE	BMW S1000RR -	5	10:27.866	3.778	1.518	85.11	2:03.429	3
4	33	1000	4 Luke BLACKFORD	Ducati 1299 - D5 graphics tyres4bikes	5	10:37.284	13.196	9.418	83.85	2:04.859	3
5	36	1000	5 Alan MORGAN	Suzuki GSXR1000 - Little Duck Racing	5	10:47.896	23.808	10.612	82.48	2:07.401	4
6	149	1000	6 David WILKINS	Yamaha R1 - TwoClicksOut Racing	5	10:51.992	27.904	4.096	81.96	2:08.473	4
7	81	1000	7 Dan HARTLE	Yamaha R1 2CR - #Teamrace	5	10:52.758	28.670	0.766	81.86	2:07.795	4
8	123	1000	8 James VINCER	Kawasaki ZX 10 - A W RACING LTD	5	10:55.192	31.104	2.434	81.56	2:07.956	4
9	23	1000	9 Jason PAES	Aprilia RSV4 - J&R Electrical Ltd	5	10:58.624	34.536	3.432	81.13	2:08.837	4
10	14	1000	10 Alex YIANNI	BMW S1000 RR -	5	11:01.205	37.117	2.581	80.82	2:09.676	3
11	125	1000	11 Matthew CHAM	- In development	5	11:08.536	44.448	7.331	79.93	2:11.463	3
12	187	1000	12 Scott DERMOTT	Yamaha R1 - TwoClicksOut Racing	5	11:09.932	45.844	1.396	79.76	2:09.660	3
13	163	1000	13 Riccardo BIGUZZI	BMW S1000RR - Riccardo's Travel	5	11:10.873	46.785	0.941	79.65	2:10.419	4
14	175	1000	14 Arlindo PESTANA	BMW S1000RR - Pep's racing	5	11:12.147	48.059	1.274	79.50	2:10.910	3
15	24	600	1 Callum MANLEY	Honda CBR600 RR - Beccs sweets, leeway building s	5	11:28.805	1:04.717	16.658	77.58	2:05.117	4
16	61	600	2 Jason GAMBLE	Kawasaki ZX6R - #TeamRace	5	11:30.436	1:06.348	1.631	77.40	2:05.617	4
17	191	1000	15 Maurice DAVEY	Suzuki GSXR 1000 - M D racing	5	11:37.395	1:13.307	6.959	76.62	2:17.592	2
18	28	600	3 Tom WALKER	Honda CBR600 RR - TRW Racing	5	11:39.874	1:15.786	2.479	76.35	2:07.834	3
19	13	1000	16 Alex CAIRNS	Suzuki GSXR1000 - Laguna Motorcycles	5	11:54.161	1:30.073	14.287	74.82	2:18.593	5
20	115	600	4 Brian MAHER	Yamaha R6 -	5	12:16.500	1:52.412	22.339	72.55	2:14.429	5
21	4	600	5 Kallum BEDWELL	Yamaha R6 - CTHL-Connected to homes ltd	5	12:16.578	1:52.490	0.078	72.55	2:13.774	5
22	413	600	6 Paul CONSTANTINE	Kawasaki ZX6R -	5	12:21.900	1:57.812	5.322	72.03	2:13.075	5
23	124	600	7 Mark STRUTT	Yamaha R6 -	5	12:29.286	2:05.198	7.386	71.32	2:17.353	3
24	52	600	8 Spencer CARRINGTON	Yamaha R6 - seton tuning	5	12:29.394	2:05.306	0.108	71.31	2:16.341	4
25	127	600	9 Rhys QUANTRALL	Kawasaki ZX6R -	5	12:29.466	2:05.378	0.072	71.30	2:14.887	5
26	825	600	10 Cody OWENS	Suzuki GSXR 600 -	5	12:32.663	2:08.575	3.197	71.00	2:17.516	3
27	65	600	11 Frank MONTINI	Triumph Daytona 675R - Sara Johnson	5	12:32.861	2:08.773	0.198	70.98	2:17.403	3
28	150	1000	17 Stuart MELHUIH	Honda CBR929 -	5	12:51.838	2:27.750	18.977	69.23	2:30.615	4
29	224	600	12 Dan PRICE	Triumph Daytona 675R - WHF Racing	4	10:26.951	1 Lap	1 Lap	68.19	2:21.369	3
30	90	600	13 Tom ELLIOTT	Yamaha R6 - A. Harland Race Services	4	10:42.995	1 Lap	16.044	66.48	2:24.056	4
31	395	600	14 William NICHOLLS	Yamaha R6 - Will Nicholls Farriery	4	11:03.436	1 Lap	20.441	64.44	2:30.994	2
32	122	600	15 James EGGINTON	Kawasaki ZX6R -	4	11:12.583	1 Lap	9.147	63.56	2:30.889	4

NOT CLASSIFIED

DNF 56 1000 Paul HARRIS Kawasaki ZX10R - 0

FASTEST LAP

12	1000	Duncan BEDWELL	Kawasaki ZX10R - Connected to homes LTD	5	2:01.496	87.97 mph	141.57 kph
24	600	Callum MANLEY	Honda CBR600 RR - Beccs sweets, leeway building s	4	2:05.117	85.42 mph	137.47 kph

Class 1000 - 92.5% of Race Speed = 79.19 mph

Class 600 - 92.5% of Race Speed = 71.76 mph

Weather / Track : Cloudy / Dry

These results are provisional until the conclusion of any judicial and technical matters.

Race Distance: 5 Laps / 14.84 miles

Snetterton 300: 2.9689 miles

Date: 06/05/2023 Start: 12:09 Finish: 12:20

Clerk Of Course :	Stewards :	Timekeeper : Richard Evans
-------------------	------------	----------------------------

Results can be found at [www.tsl-timing.com](http://www.tsl-timing.com)

Printed - 12:23 Saturday, 06 May 2023



# BMCRC - MRO Championships 2023 - Rnd 3 @ Snetterton

## L&W Contractors BMCRC Rookie 600 & Rookie 1000

### RACE 3 - LAP CHART

#### LAP 1 @ 12:11:49.568

NO	BEHIND	LAP TIME
87		2:11.606
33	0.780	2:12.386
100	1.178	2:12.784
149	2.330	2:13.936
36	2.953	2:14.559
12	3.106	2:14.712
81	4.474	2:16.080
14	7.658	2:19.264
125	7.944	2:19.550
123	8.212	2:19.818
23	8.589	2:20.195
191	10.232	2:21.838
163	12.356	2:23.962
175	12.519	2:24.125
187	12.760	2:24.366
13	18.711	2:30.317
150	31.055	2:42.661
61	54.099	3:05.705
28	54.591	3:06.197
24	54.787	3:06.393
4	1:01.880	3:13.486
115	1:02.533	3:14.139
825	1:06.237	3:17.843
124	1:06.574	3:18.180
65	1:07.721	3:19.327
52	1:08.249	3:19.855
413	1:08.566	3:20.172
224	1:10.736	3:22.342
127	1:14.063	3:25.669
90	1:14.932	3:26.538
395	1:17.611	3:29.217
122	1:24.848	3:36.454

#### LAP 2 @ 12:13:54.332

NO	BEHIND	LAP TIME
87		2:04.764
100	0.182	2:03.768
33	1.661	2:05.645
12	3.026	2:04.684
149	7.184	2:09.618
36	8.022	2:09.833
81	9.575	2:09.865
14	13.220	2:10.326
123	13.479	2:10.031
23	13.806	2:09.981
125	15.853	2:12.673
175	20.159	2:12.404
163	21.504	2:13.912
191	23.060	2:17.592
187	23.274	2:15.278
13	37.417	2:23.470
61	56.033	2:06.698
24	56.056	2:06.033
28	58.101	2:08.274
150	59.359	2:33.068
4	1:12.778	2:15.662
115	1:13.743	2:15.974
124	1:20.127	2:18.317
52	1:20.489	2:17.004
413	1:22.032	2:18.230
825	1:22.466	2:20.993
65	1:22.959	2:20.002
127	1:27.141	2:17.842

224	1:27.678	2:21.706
90	1:36.573	2:26.405
395	1:43.841	2:30.994
122	1:53.372	2:33.288

#### LAP 3 @ 12:15:57.943

NO	BEHIND	LAP TIME
100		2:03.429
87	0.360	2:03.971
12	2.837	2:03.422
33	2.909	2:04.859
36	12.295	2:07.884
149	12.686	2:09.113
81	15.028	2:09.064
123	18.361	2:08.493
14	19.285	2:09.676
23	19.489	2:09.294
125	23.705	2:11.463
175	27.458	2:10.910
163	28.925	2:11.032
187	29.323	2:09.660
191	38.508	2:19.059
13	55.310	2:21.504
24	57.635	2:05.190
61	58.549	2:06.127
28	1:02.324	2:07.834
4	1:25.695	2:16.528
115	1:26.220	2:16.088
150	1:27.055	2:31.307
124	1:33.869	2:17.353
413	1:34.013	2:15.592
52	1:35.663	2:18.785
825	1:36.371	2:17.516
65	1:36.751	2:17.403
127	1:39.183	2:15.653
224	1:45.436	2:21.369
90	1:58.958	2:25.996

#### LAP 4 @ 12:18:00.511

NO	BEHIND	LAP TIME
87		2:02.208
100	1.442	2:04.010
12	2.303	2:02.034
33	7.031	2:06.690
395	1 Lap	2:31.509
36	17.128	2:07.401
149	18.591	2:08.473
122	1 Lap	2:31.952
81	20.255	2:07.795
123	23.749	2:07.956
23	25.758	2:08.837
14	27.202	2:10.485
125	32.712	2:11.575
175	36.366	2:11.476
163	36.776	2:10.419
187	37.019	2:10.264
191	55.601	2:19.661
24	1:00.184	2:05.117
61	1:01.598	2:05.617
28	1:09.372	2:09.616
13	1:13.019	2:20.277
115	1:39.522	2:15.870
4	1:40.255	2:17.128
413	1:46.276	2:14.831
124	1:49.037	2:17.736

52	1:49.436	2:16.341
127	1:52.030	2:15.415
825	1:52.232	2:18.429
65	1:52.598	2:18.415
150	1:55.102	2:30.615

#### LAP 5 @ 12:20:02.050

NO	BEHIND	LAP TIME
87		2:01.539
12	2.260	2:01.496
224	1 Lap	2:21.534
100	3.778	2:03.875
33	13.196	2:07.704
90	1 Lap	2:24.056
36	23.808	2:08.219
149	27.904	2:10.852
81	28.670	2:09.954
123	31.104	2:08.894
23	34.536	2:10.317
14	37.117	2:11.454
395	1 Lap	2:31.716
125	44.448	2:13.275
187	45.844	2:10.364
163	46.785	2:11.548
175	48.059	2:13.232
122	1 Lap	2:30.889
24	1:04.717	2:06.072
61	1:06.348	2:06.289
191	1:13.307	2:19.245
28	1:15.786	2:07.953
13	1:30.073	2:18.593
115	1:52.412	2:14.429
4	1:52.490	2:13.774
413	1:57.812	2:13.075
124	2:05.198	2:17.700
52	2:05.306	2:17.409
127	2:05.378	2:14.887
825	2:08.575	2:17.882
65	2:08.773	2:17.714
150	2:27.750	2:34.187

# BMCRC - MRO Championships 2023 - Rnd 3 @ Snetterton

## L&W Contractors BMCRC Rookie 600 & Rookie 1000

### RACE 3 - POSITION CHART

No	Name	Lap Pos	Lap				
			1	2	3	4	5
12	BEDWELL	1	87	87	100	87	87
87	THOMPSON	2	33	100	87	100	12
33	BLACKFORD	3	100	33	12	12	100
36	MORGAN	4	149	12	33	33	33
81	HARTLE	5	36	149	36	36	36
163	BIGUZZI	6	12	36	149	149	149
100	CRANSTONE	7	81	81	81	81	81
14	YIANNI	8	14	14	123	123	123
149	WILKINS	9	125	123	14	23	23
187	DERMOTT	10	123	23	23	14	14
123	VINCER	11	23	125	125	125	125
13	CAIRNS	12	191	175	175	175	187
191	DAVEY	13	163	163	163	163	163
175	PESTANA	14	175	191	187	187	175
23	PAES	15	187	187	191	191	24
150	MELHUIISH	16	13	13	13	24	61
56	HARRIS	17	150	61	24	61	191
125	CHAM	18	61	24	61	28	28
24	MANLEY	19	28	28	28	13	13
61	GAMBLE	20	24	150	4	115	115
28	WALKER	21	4	4	115	4	4
115	MAHER	22	115	115	150	413	413
52	CARRINGTON	23	825	124	124	124	124
4	BEDWELL	24	124	52	413	52	52
124	STRUTT	25	65	413	52	127	127
65	MONTINI	26	52	825	825	825	825
224	PRICE	27	413	65	65	65	65
413	CONSTANTINE	28	224	127	127	150	150
90	ELLIOTT	29	127	224	224	224	
122	EGGINTON	30	90	90	90	90	
127	QUANTRALL	31	395	395	395	395	
395	NICHOLLS	32	122	122	122	122	
825	OWENS	33					

# BMCRC - MRO Championships 2023 - Rnd 3 @ Snetterton

## L&W Contractors BMCRC Rookie 600 & Rookie 1000

### RACE 3 - SECTOR ANALYSIS



SECTOR 1 = FL to I1, SECTOR 2 = I1 to FL, DIFF = Difference To Personal Best Lap, P = Crossed Finish Line in Pit Lane, D = Time Disallowed

P1 87 1000 Karl THOMPSON		Yamaha R1 - #Teamrace				
IDEAL LAP TIME : 2:01.539		BEST LAP TIME : 2:01.539		DIFFERENCE : 0.000		
LAP	SECTOR 1	SECTOR 2	LAP TIME	MPH	DIFF	TIME OF DAY
1 -		42.691	2:11.606	81.21	10.067	12:11:49.568
2 -	1:22.840	41.924	2:04.764	85.66	3.225	12:13:54.332
3 -	1:22.541	41.430	2:03.971 (3)	86.21	2.432	12:15:58.303
4 -	1:21.168	41.040	2:02.208 (2)	87.45	0.669	12:18:00.511
5 -	<b>1:20.816</b>	<b>40.723</b>	<b>2:01.539 (1)</b>	<b>87.93</b>		<b>12:20:02.050</b>

P2 12 1000 Duncan BEDWELL		Kawasaki ZX10R - Connected to homes LTD				
IDEAL LAP TIME : 2:01.496		BEST LAP TIME : 2:01.496		DIFFERENCE : 0.000		
LAP	SECTOR 1	SECTOR 2	LAP TIME	MPH	DIFF	TIME OF DAY
1 -		42.927	2:14.712	79.34	13.216	12:11:52.674
2 -	1:23.024	41.660	2:04.684	85.72	3.188	12:13:57.358
3 -	1:21.316	42.106	2:03.422 (3)	86.59	1.926	12:16:00.780
4 -	1:20.922	41.112	2:02.034 (2)	87.58	0.538	12:18:02.814
5 -	<b>1:20.858</b>	<b>40.638</b>	<b>2:01.496 (1)</b>	<b>87.97</b>		<b>12:20:04.310</b>

P3 100 1000 Sam CRANSTONE		BMW S1000RR -				
IDEAL LAP TIME : 2:03.429		BEST LAP TIME : 2:03.429		DIFFERENCE : 0.000		
LAP	SECTOR 1	SECTOR 2	LAP TIME	MPH	DIFF	TIME OF DAY
1 -		42.308	2:12.784	80.49	9.355	12:11:50.746
2 -	1:22.223	41.545	2:03.768 (2)	86.35	0.339	12:13:54.514
3 -	<b>1:22.198</b>	<b>41.231</b>	<b>2:03.429 (1)</b>	<b>86.59</b>		<b>12:15:57.943</b>
4 -	1:22.572	41.438	2:04.010	86.18	0.581	12:18:01.953
5 -	1:22.607	41.268	2:03.875 (3)	86.28	0.446	12:20:05.828

P4 33 1000 Luke BLACKFORD		Ducati 1299 - D5 graphics tyres4bikes				
IDEAL LAP TIME : 2:04.211		BEST LAP TIME : 2:04.859		DIFFERENCE : 0.648		
LAP	SECTOR 1	SECTOR 2	LAP TIME	MPH	DIFF	TIME OF DAY
1 -		42.241	2:12.386	80.73	7.527	12:11:50.348
2 -	1:23.893	<b>41.752</b>	2:05.645 (2)	85.06	0.786	12:13:55.993
3 -	<b>1:22.459</b>	42.400	<b>2:04.859 (1)</b>	<b>85.60</b>		<b>12:16:00.852</b>
4 -	1:23.877	42.813	2:06.690 (3)	84.36	1.831	12:18:07.542
5 -	1:24.778	42.926	2:07.704	83.69	2.845	12:20:15.246

P5 36 1000 Alan MORGAN		Suzuki GSXR1000 - Little Duck Racing				
IDEAL LAP TIME : 2:06.866		BEST LAP TIME : 2:07.401		DIFFERENCE : 0.535		
LAP	SECTOR 1	SECTOR 2	LAP TIME	MPH	DIFF	TIME OF DAY
1 -		<b>42.240</b>	2:14.559	79.43	7.158	12:11:52.521
2 -	1:25.660	44.173	2:09.833	82.32	2.432	12:14:02.354
3 -	1:24.837	43.047	2:07.884 (2)	83.57	0.483	12:16:10.238
4 -	<b>1:24.626</b>	42.775	<b>2:07.401 (1)</b>	<b>83.89</b>		<b>12:18:17.639</b>
5 -	1:25.455	42.764	2:08.219 (3)	83.35	0.818	12:20:25.858

P6 149 1000 David WILKINS		Yamaha R1 - TwoClicksOut Racing				
IDEAL LAP TIME : 2:08.155		BEST LAP TIME : 2:08.473		DIFFERENCE : 0.318		
LAP	SECTOR 1	SECTOR 2	LAP TIME	MPH	DIFF	TIME OF DAY
1 -		<b>43.177</b>	2:13.936	79.79	5.463	12:11:51.898
2 -	1:26.400	43.218	2:09.618 (3)	82.45	1.145	12:14:01.516
3 -	1:25.194	43.919	2:09.113 (2)	82.78	0.640	12:16:10.629
4 -	<b>1:24.978</b>	43.495	<b>2:08.473 (1)</b>	<b>83.19</b>		<b>12:18:19.102</b>
5 -	1:26.817	44.035	2:10.852	81.68	2.379	12:20:29.954

# BMCRC - MRO Championships 2023 - Rnd 3 @ Snetterton

## L&W Contractors BMCRC Rookie 600 & Rookie 1000

### RACE 3 - SECTOR ANALYSIS



SECTOR 1 = FL to I1, SECTOR 2 = I1 to FL, DIFF = Difference To Personal Best Lap, P = Crossed Finish Line in Pit Lane, D = Time Disallowed

P7 81 1000 Dan HARTLE		Yamaha R1 2CR - #Teamrace				
IDEAL LAP TIME : 2:07.727		BEST LAP TIME : 2:07.795		DIFFERENCE : 0.068		
LAP	SECTOR 1	SECTOR 2	LAP TIME	MPH	DIFF	TIME OF DAY
1 -		43.285	2:16.080	78.54	8.285	12:11:54.042
2 -	1:26.376	43.489	2:09.865 (3)	82.30	2.070	12:14:03.907
3 -	1:25.548	43.516	2:09.064 (2)	82.81	1.269	12:16:12.971
4 -	<b>1:24.648</b>	43.147	<b>2:07.795 (1)</b>	<b>83.63</b>		<b>12:18:20.766</b>
5 -	1:26.875	<b>43.079</b>	2:09.954	82.24	2.159	12:20:30.720

P8 123 1000 James VINCER		Kawasaki ZX 10 - A W RACING LTD				
IDEAL LAP TIME : 2:07.956		BEST LAP TIME : 2:07.956		DIFFERENCE : 0.000		
LAP	SECTOR 1	SECTOR 2	LAP TIME	MPH	DIFF	TIME OF DAY
1 -		44.070	2:19.818	76.44	11.862	12:11:57.780
2 -	1:26.144	43.887	2:10.031	82.19	2.075	12:14:07.811
3 -	1:25.510	42.983	2:08.493 (2)	83.18	0.537	12:16:16.304
4 -	<b>1:25.012</b>	<b>42.944</b>	<b>2:07.956 (1)</b>	<b>83.52</b>		<b>12:18:24.260</b>
5 -	1:25.147	43.747	2:08.894 (3)	82.92	0.938	12:20:33.154

P9 23 1000 Jason PAES		Aprilia RSV4 - J&R Electrical Ltd				
IDEAL LAP TIME : 2:08.837		BEST LAP TIME : 2:08.837		DIFFERENCE : 0.000		
LAP	SECTOR 1	SECTOR 2	LAP TIME	MPH	DIFF	TIME OF DAY
1 -		43.887	2:20.195	76.23	11.358	12:11:58.157
2 -	1:26.392	43.589	2:09.981 (3)	82.22	1.144	12:14:08.138
3 -	1:26.300	42.994	2:09.294 (2)	82.66	0.457	12:16:17.432
4 -	<b>1:26.024</b>	<b>42.813</b>	<b>2:08.837 (1)</b>	<b>82.95</b>		<b>12:18:26.269</b>
5 -	1:26.038	44.279	2:10.317	82.01	1.480	12:20:36.586

P10 14 1000 Alex YIANNI		BMW S1000 RR -				
IDEAL LAP TIME : 2:09.560		BEST LAP TIME : 2:09.676		DIFFERENCE : 0.116		
LAP	SECTOR 1	SECTOR 2	LAP TIME	MPH	DIFF	TIME OF DAY
1 -		44.247	2:19.264	76.74	9.588	12:11:57.226
2 -	<b>1:26.202</b>	44.124	2:10.326 (2)	82.01	0.650	12:14:07.552
3 -	1:26.318	<b>43.358</b>	<b>2:09.676 (1)</b>	<b>82.42</b>		<b>12:16:17.228</b>
4 -	1:26.682	43.803	2:10.485 (3)	81.91	0.809	12:18:27.713
5 -	1:27.690	43.764	2:11.454	81.30	1.778	12:20:39.167

P11 125 1000 Matthew CHAM		- In development				
IDEAL LAP TIME : 2:10.881		BEST LAP TIME : 2:11.463		DIFFERENCE : 0.582		
LAP	SECTOR 1	SECTOR 2	LAP TIME	MPH	DIFF	TIME OF DAY
1 -		<b>43.882</b>	2:19.550	76.58	8.087	12:11:57.512
2 -	1:28.303	44.370	2:12.673 (3)	80.55	1.210	12:14:10.185
3 -	1:27.136	44.327	<b>2:11.463 (1)</b>	<b>81.30</b>		<b>12:16:21.648</b>
4 -	<b>1:26.999</b>	44.576	2:11.575 (2)	81.23	0.112	12:18:33.223
5 -	1:28.141	45.134	2:13.275	80.19	1.812	12:20:46.498

P12 187 1000 Scott DERMOTT		Yamaha R1 - TwoClicksOut Racing				
IDEAL LAP TIME : 2:08.867		BEST LAP TIME : 2:09.660		DIFFERENCE : 0.793		
LAP	SECTOR 1	SECTOR 2	LAP TIME	MPH	DIFF	TIME OF DAY
1 -		45.243	2:24.366	74.03	14.706	12:12:02.328
2 -	1:29.329	45.949	2:15.278	79.00	5.618	12:14:17.606
3 -	<b>1:26.018</b>	43.642	<b>2:09.660 (1)</b>	<b>82.43</b>		<b>12:16:27.266</b>
4 -	1:26.506	43.758	2:10.264 (2)	82.04	0.604	12:18:37.530
5 -	1:27.515	<b>42.849</b>	2:10.364 (3)	81.98	0.704	12:20:47.894

# BMCRC - MRO Championships 2023 - Rnd 3 @ Snetterton

## L&W Contractors BMCRC Rookie 600 & Rookie 1000

### RACE 3 - SECTOR ANALYSIS



SECTOR 1 = FL to I1, SECTOR 2 = I1 to FL, DIFF = Difference To Personal Best Lap, P = Crossed Finish Line in Pit Lane, D = Time Disallowed

P13 163 1000 Riccardo BIGUZZI		BMW S1000RR - Riccardo's Travel				
IDEAL LAP TIME : 2:10.116		BEST LAP TIME : 2:10.419		DIFFERENCE : 0.303		
LAP	SECTOR 1	SECTOR 2	LAP TIME	MPH	DIFF	TIME OF DAY
1 -		45.685	2:23.962	74.24	13.543	12:12:01.924
2 -	1:29.292	44.620	2:13.912	79.81	3.493	12:14:15.836
3 -	1:27.419	<b>43.613</b>	2:11.032 (2)	81.56	0.613	12:16:26.868
4 -	<b>1:26.503</b>	43.916	<b>2:10.419 (1)</b>	<b>81.95</b>		<b>12:18:37.287</b>
5 -	1:27.240	44.308	2:11.548 (3)	81.24	1.129	12:20:48.835

P14 175 1000 Arlindo PESTANA		BMW S1000RR - Pep's racing				
IDEAL LAP TIME : 2:10.910		BEST LAP TIME : 2:10.910		DIFFERENCE : 0.000		
LAP	SECTOR 1	SECTOR 2	LAP TIME	MPH	DIFF	TIME OF DAY
1 -		45.350	2:24.125	74.15	13.215	12:12:02.087
2 -	1:27.944	44.460	2:12.404 (3)	80.72	1.494	12:14:14.491
3 -	<b>1:26.969</b>	<b>43.941</b>	<b>2:10.910 (1)</b>	<b>81.64</b>		<b>12:16:25.401</b>
4 -	1:27.439	44.037	2:11.476 (2)	81.29	0.566	12:18:36.877
5 -	1:28.413	44.819	2:13.232	80.22	2.322	12:20:50.109

P15 24 600 Callum MANLEY		Honda CBR600 RR - Becs sweets, leeway building services				
IDEAL LAP TIME : 2:04.725		BEST LAP TIME : 2:05.117		DIFFERENCE : 0.392		
LAP	SECTOR 1	SECTOR 2	LAP TIME	MPH	DIFF	TIME OF DAY
1 -		42.769	3:06.393	57.34	1:01.276	12:12:44.355
2 -	1:23.509	42.524	2:06.033 (3)	84.80	0.916	12:14:50.388
3 -	1:23.432	<b>41.758</b>	2:05.190 (2)	85.37	0.073	12:16:55.578
4 -	<b>1:22.967</b>	42.150	<b>2:05.117 (1)</b>	<b>85.42</b>		<b>12:19:00.695</b>
5 -	1:23.920	42.152	2:06.072	84.77	0.955	12:21:06.767

P16 61 600 Jason GAMBLE		Kawasaki ZX6R - #TeamRace				
IDEAL LAP TIME : 2:05.186		BEST LAP TIME : 2:05.617		DIFFERENCE : 0.431		
LAP	SECTOR 1	SECTOR 2	LAP TIME	MPH	DIFF	TIME OF DAY
1 -		42.837	3:05.705	57.55	1:00.088	12:12:43.667
2 -	1:23.975	42.723	2:06.698	84.35	1.081	12:14:50.365
3 -	1:24.164	<b>41.963</b>	2:06.127 (2)	84.74	0.510	12:16:56.492
4 -	<b>1:23.223</b>	42.394	<b>2:05.617 (1)</b>	<b>85.08</b>		<b>12:19:02.109</b>
5 -	1:23.910	42.379	2:06.289 (3)	84.63	0.672	12:21:08.398

P17 191 1000 Maurice DAVEY		Suzuki GSXR 1000 - M D racing				
IDEAL LAP TIME : 2:15.687		BEST LAP TIME : 2:17.592		DIFFERENCE : 1.905		
LAP	SECTOR 1	SECTOR 2	LAP TIME	MPH	DIFF	TIME OF DAY
1 -		<b>44.409</b>	2:21.838	75.35	4.246	12:11:59.800
2 -	<b>1:31.278</b>	46.314	<b>2:17.592 (1)</b>	<b>77.67</b>		<b>12:14:17.392</b>
3 -	1:32.552	46.507	2:19.059 (2)	76.86	1.467	12:16:36.451
4 -	1:32.946	46.715	2:19.661	76.52	2.069	12:18:56.112
5 -	1:32.286	46.959	2:19.245 (3)	76.75	1.653	12:21:15.357

P18 28 600 Tom WALKER		Honda CBR600 RR - TRW Racing				
IDEAL LAP TIME : 2:07.768		BEST LAP TIME : 2:07.834		DIFFERENCE : 0.066		
LAP	SECTOR 1	SECTOR 2	LAP TIME	MPH	DIFF	TIME OF DAY
1 -		43.116	3:06.197	57.40	58.363	12:12:44.159
2 -	1:24.851	43.423	2:08.274 (3)	83.32	0.440	12:14:52.433
3 -	1:24.840	<b>42.994</b>	<b>2:07.834 (1)</b>	<b>83.60</b>		<b>12:17:00.267</b>
4 -	1:25.822	43.794	2:09.616	82.45	1.782	12:19:09.883
5 -	<b>1:24.774</b>	43.179	2:07.953 (2)	83.53	0.119	12:21:17.836

# BMCRC - MRO Championships 2023 - Rnd 3 @ Snetterton

## L&W Contractors BMCRC Rookie 600 & Rookie 1000

### RACE 3 - SECTOR ANALYSIS



SECTOR 1 = FL to I1, SECTOR 2 = I1 to FL, DIFF = Difference To Personal Best Lap, P = Crossed Finish Line in Pit Lane, D = Time Disallowed

P19 13 1000 Alex CAIRNS		Suzuki GSXR1000 - Laguna Motorcycles				
IDEAL LAP TIME : 2:18.593		BEST LAP TIME : 2:18.593		DIFFERENCE : 0.000		
LAP	SECTOR 1	SECTOR 2	LAP TIME	MPH	DIFF	TIME OF DAY
1 -		47.840	2:30.317	71.10	11.724	12:12:08.279
2 -	1:35.839	47.631	2:23.470	74.49	4.877	12:14:31.749
3 -	1:34.529	46.975	2:21.504 (3)	75.53	2.911	12:16:53.253
4 -	1:33.509	46.768	2:20.277 (2)	76.19	1.684	12:19:13.530
5 -	<b>1:32.394</b>	<b>46.199</b>	<b>2:18.593 (1)</b>	<b>77.11</b>		<b>12:21:32.123</b>

P20 115 600 Brian MAHER		Yamaha R6 -				
IDEAL LAP TIME : 2:13.943		BEST LAP TIME : 2:14.429		DIFFERENCE : 0.486		
LAP	SECTOR 1	SECTOR 2	LAP TIME	MPH	DIFF	TIME OF DAY
1 -		46.092	3:14.139	55.05	59.710	12:12:52.101
2 -	1:30.260	45.714	2:15.974 (3)	78.60	1.545	12:15:08.075
3 -	1:29.967	46.121	2:16.088	78.53	1.659	12:17:24.163
4 -	1:30.661	<b>45.209</b>	2:15.870 (2)	78.66	1.441	12:19:40.033
5 -	<b>1:28.734</b>	45.695	<b>2:14.429 (1)</b>	<b>79.50</b>		<b>12:21:54.462</b>

P21 4 600 Kallum BEDWELL		Yamaha R6 - CTHL-Connected to homes ltd				
IDEAL LAP TIME : 2:13.774		BEST LAP TIME : 2:13.774		DIFFERENCE : 0.000		
LAP	SECTOR 1	SECTOR 2	LAP TIME	MPH	DIFF	TIME OF DAY
1 -		46.463	3:13.486	55.23	59.712	12:12:51.448
2 -	1:29.550	46.112	2:15.662 (2)	78.78	1.888	12:15:07.110
3 -	1:29.683	46.845	2:16.528 (3)	78.28	2.754	12:17:23.638
4 -	1:31.041	46.087	2:17.128	77.94	3.354	12:19:40.766
5 -	<b>1:27.949</b>	<b>45.825</b>	<b>2:13.774 (1)</b>	<b>79.89</b>		<b>12:21:54.540</b>

P22 413 600 Paul CONSTANTINE		Kawasaki ZX6R -				
IDEAL LAP TIME : 2:13.075		BEST LAP TIME : 2:13.075		DIFFERENCE : 0.000		
LAP	SECTOR 1	SECTOR 2	LAP TIME	MPH	DIFF	TIME OF DAY
1 -		47.222	3:20.172	53.39	1:07.097	12:12:58.134
2 -	1:31.871	46.359	2:18.230	77.32	5.155	12:15:16.364
3 -	1:29.332	46.260	2:15.592 (3)	78.82	2.517	12:17:31.956
4 -	1:29.031	45.800	2:14.831 (2)	79.27	1.756	12:19:46.787
5 -	<b>1:28.310</b>	<b>44.765</b>	<b>2:13.075 (1)</b>	<b>80.31</b>		<b>12:21:59.862</b>

P23 124 600 Mark STRUTT		Yamaha R6 -				
IDEAL LAP TIME : 2:17.037		BEST LAP TIME : 2:17.353		DIFFERENCE : 0.316		
LAP	SECTOR 1	SECTOR 2	LAP TIME	MPH	DIFF	TIME OF DAY
1 -		46.551	3:18.180	53.93	1:00.827	12:12:56.142
2 -	1:31.683	46.634	2:18.317	77.27	0.964	12:15:14.459
3 -	<b>1:30.907</b>	46.446	<b>2:17.353 (1)</b>	<b>77.81</b>		<b>12:17:31.812</b>
4 -	1:31.606	<b>46.130</b>	2:17.736 (3)	77.59	0.383	12:19:49.548
5 -	1:31.247	46.453	2:17.700 (2)	77.61	0.347	12:22:07.248

P24 52 600 Spencer CARRINGTON		Yamaha R6 - seton tuning				
IDEAL LAP TIME : 2:16.043		BEST LAP TIME : 2:16.341		DIFFERENCE : 0.298		
LAP	SECTOR 1	SECTOR 2	LAP TIME	MPH	DIFF	TIME OF DAY
1 -		47.281	3:19.855	53.47	1:03.514	12:12:57.817
2 -	<b>1:30.477</b>	46.527	2:17.004 (2)	78.01	0.663	12:15:14.821
3 -	1:32.879	45.906	2:18.785	77.01	2.444	12:17:33.606
4 -	1:30.775	<b>45.566</b>	<b>2:16.341 (1)</b>	<b>78.39</b>		<b>12:19:49.947</b>
5 -	1:30.963	46.446	2:17.409 (3)	77.78	1.068	12:22:07.356



# BMCRC - MRO Championships 2023 - Rnd 3 @ Snetterton

## L&W Contractors BMCRC Rookie 600 & Rookie 1000

### RACE 3 - SECTOR ANALYSIS



SECTOR 1 = FL to I1, SECTOR 2 = I1 to FL, DIFF = Difference To Personal Best Lap, P = Crossed Finish Line in Pit Lane, D = Time Disallowed

P25 127 600 Rhys QUANTRALL		Kawasaki ZX6R -				
IDEAL LAP TIME : 2:14.128		BEST LAP TIME : 2:14.887		DIFFERENCE : 0.759		
LAP	SECTOR 1	SECTOR 2	LAP TIME	MPH	DIFF	TIME OF DAY
1 -		48.563	3:25.669	51.96	1:10.782	12:13:03.631
2 -	1:31.079	46.763	2:17.842	77.53	2.955	12:15:21.473
3 -	1:28.894	46.759	2:15.653 (3)	78.78	0.766	12:17:37.126
4 -	<b>1:28.737</b>	46.678	2:15.415 (2)	78.92	0.528	12:19:52.541
5 -	1:29.496	<b>45.391</b>	<b>2:14.887 (1)</b>	<b>79.23</b>		<b>12:22:07.428</b>

P26 825 600 Cody OWENS		Suzuki GSXR 600 -				
IDEAL LAP TIME : 2:17.353		BEST LAP TIME : 2:17.516		DIFFERENCE : 0.163		
LAP	SECTOR 1	SECTOR 2	LAP TIME	MPH	DIFF	TIME OF DAY
1 -		<b>46.766</b>	3:17.843	54.02	1:00.327	12:12:55.805
2 -	1:33.531	47.462	2:20.993	75.80	3.477	12:15:16.798
3 -	<b>1:30.587</b>	46.929	<b>2:17.516 (1)</b>	<b>77.72</b>		<b>12:17:34.314</b>
4 -	1:30.808	47.621	2:18.429 (3)	77.20	0.913	12:19:52.743
5 -	1:30.842	47.040	2:17.882 (2)	77.51	0.366	12:22:10.625

P27 65 600 Frank MONTINI		Triumph Daytona 675R - Sara Johnson				
IDEAL LAP TIME : 2:17.242		BEST LAP TIME : 2:17.403		DIFFERENCE : 0.161		
LAP	SECTOR 1	SECTOR 2	LAP TIME	MPH	DIFF	TIME OF DAY
1 -		46.920	3:19.327	53.62	1:01.924	12:12:57.289
2 -	1:32.818	47.184	2:20.002	76.34	2.599	12:15:17.291
3 -	1:31.274	<b>46.129</b>	<b>2:17.403 (1)</b>	<b>77.78</b>		<b>12:17:34.694</b>
4 -	<b>1:31.113</b>	47.302	2:18.415 (3)	77.21	1.012	12:19:53.109
5 -	1:31.553	46.161	2:17.714 (2)	77.61	0.311	12:22:10.823

P28 150 1000 Stuart MELHUIH		Honda CBR929 -				
IDEAL LAP TIME : 2:30.615		BEST LAP TIME : 2:30.615		DIFFERENCE : 0.000		
LAP	SECTOR 1	SECTOR 2	LAP TIME	MPH	DIFF	TIME OF DAY
1 -		52.010	2:42.661	65.70	12.046	12:12:20.623
2 -	1:41.581	51.487	2:33.068 (3)	69.82	2.453	12:14:53.691
3 -	1:39.776	51.531	2:31.307 (2)	70.63	0.692	12:17:24.998
4 -	<b>1:39.626</b>	<b>50.989</b>	<b>2:30.615 (1)</b>	<b>70.96</b>		<b>12:19:55.613</b>
5 -	1:42.231	51.956	2:34.187	69.31	3.572	12:22:29.800

P29 224 600 Dan PRICE		Triumph Daytona 675R - WHF Racing				
IDEAL LAP TIME : 2:21.300		BEST LAP TIME : 2:21.369		DIFFERENCE : 0.069		
LAP	SECTOR 1	SECTOR 2	LAP TIME	MPH	DIFF	TIME OF DAY
1 -		48.190	3:22.342	52.82	1:00.973	12:13:00.304
2 -	<b>1:33.689</b>	48.017	2:21.706 (3)	75.42	0.337	12:15:22.010
3 -	1:33.717	47.652	<b>2:21.369 (1)</b>	<b>75.60</b>		<b>12:17:43.379</b>
4 -	1:33.923	<b>47.611</b>	2:21.534 (2)	75.51	0.165	12:20:04.913

P30 90 600 Tom ELLIOTT		Yamaha R6 - A. Harland Race Services				
IDEAL LAP TIME : 2:24.056		BEST LAP TIME : 2:24.056		DIFFERENCE : 0.000		
LAP	SECTOR 1	SECTOR 2	LAP TIME	MPH	DIFF	TIME OF DAY
1 -		49.877	3:26.538	51.74	1:02.482	12:13:04.500
2 -	1:36.615	49.790	2:26.405 (3)	73.00	2.349	12:15:30.905
3 -	1:36.366	49.630	2:25.996 (2)	73.20	1.940	12:17:56.901
4 -	<b>1:34.708</b>	<b>49.348</b>	<b>2:24.056 (1)</b>	<b>74.19</b>		<b>12:20:20.957</b>

# BMCRC - MRO Championships 2023 - Rnd 3 @ Snetterton

## L&W Contractors BMCRC Rookie 600 & Rookie 1000

### RACE 3 - SECTOR ANALYSIS



SECTOR 1 = FL to I1, SECTOR 2 = I1 to FL, DIFF = Difference To Personal Best Lap, P = Crossed Finish Line in Pit Lane, D = Time Disallowed

P31 395 600		William NICHOLLS		Yamaha R6 - Will Nicholls Farriery			
IDEAL LAP TIME : 2:29.711		BEST LAP TIME : 2:30.994		DIFFERENCE : 1.283			
LAP	SECTOR 1	SECTOR 2	LAP TIME	MPH	DIFF	TIME OF DAY	
1 -		<b>50.865</b>	3:29.217	51.08	58.223	12:13:07.179	
2 -	1:39.204	51.790	<b>2:30.994 (1)</b>	<b>70.78</b>		<b>12:15:38.173</b>	
3 -	<b>1:38.846</b>	52.663	2:31.509 (2)	70.54	0.515	12:18:09.682	
4 -	1:39.564	52.152	2:31.716 (3)	70.44	0.722	12:20:41.398	

P32 122 600		James EGGINTON		Kawasaki ZX6R -			
IDEAL LAP TIME : 2:30.889		BEST LAP TIME : 2:30.889		DIFFERENCE : 0.000			
LAP	SECTOR 1	SECTOR 2	LAP TIME	MPH	DIFF	TIME OF DAY	
1 -		52.290	3:36.454	49.37	1:05.565	12:13:14.416	
2 -	1:41.401	51.887	2:33.288 (3)	69.72	2.399	12:15:47.704	
3 -	1:40.807	51.145	2:31.952 (2)	70.33	1.063	12:18:19.656	
4 -	<b>1:40.179</b>	<b>50.710</b>	<b>2:30.889 (1)</b>	<b>70.83</b>		<b>12:20:50.545</b>	

# BMCRC - MRO Championships 2023 - Rnd 3 @ Snetterton

## L&W Contractors BMCRC Rookie 600 & Rookie 1000

### RACE 3 - BEST SECTORS

SECTOR 1			SECTOR 2			IDEAL / BEST COMPARISON						
POS	NO	NAME	TIME	NO	NAME	TIME	POS	NO	NAME	IDEAL	BEST	DIFF
									<b>PERFECT LAP</b>	<b>2:01.454</b>		
1	87	THOMPSON	1:20.816	12	BEDWELL	40.638	1	12	BEDWELL	2:01.496	2:01.496	0.000
2	12	BEDWELL	1:20.858	87	THOMPSON	40.723	2	87	THOMPSON	2:01.539	2:01.539	0.000
3	100	CRANSTONE	1:22.198	100	CRANSTONE	41.231	3	100	CRANSTONE	2:03.429	2:03.429	0.000
4	33	BLACKFORD	1:22.459	33	BLACKFORD	41.752	4	33	BLACKFORD	2:04.211	2:04.859	0.648
5	24	MANLEY	1:22.967	24	MANLEY	41.758	5	24	MANLEY	2:04.725	2:05.117	0.392
6	61	GAMBLE	1:23.223	61	GAMBLE	41.963	6	61	GAMBLE	2:05.186	2:05.617	0.431
7	36	MORGAN	1:24.626	36	MORGAN	42.240	7	36	MORGAN	2:06.866	2:07.401	0.535
8	81	HARTLE	1:24.648	23	PAES	42.813	8	81	HARTLE	2:07.727	2:07.795	0.068
9	28	WALKER	1:24.774	187	DERMOTT	42.849	9	28	WALKER	2:07.768	2:07.834	0.066
10	149	WILKINS	1:24.978	123	VINCER	42.944	10	123	VINCER	2:07.956	2:07.956	0.000
11	123	VINCER	1:25.012	28	WALKER	42.994	11	149	WILKINS	2:08.155	2:08.473	0.318
12	187	DERMOTT	1:26.018	81	HARTLE	43.079	12	23	PAES	2:08.837	2:08.837	0.000
13	23	PAES	1:26.024	149	WILKINS	43.177	13	187	DERMOTT	2:08.867	2:09.660	0.793
14	14	YIANNI	1:26.202	14	YIANNI	43.358	14	14	YIANNI	2:09.560	2:09.676	0.116
15	163	BIGUZZI	1:26.503	163	BIGUZZI	43.613	15	163	BIGUZZI	2:10.116	2:10.419	0.303
16	175	PESTANA	1:26.969	125	CHAM	43.882	16	125	CHAM	2:10.881	2:11.463	0.582
17	125	CHAM	1:26.999	175	PESTANA	43.941	17	175	PESTANA	2:10.910	2:10.910	0.000
18	4	BEDWELL	1:27.949	191	DAVEY	44.409	18	413	CONSTANTINE	2:13.075	2:13.075	0.000
19	413	CONSTANTINE	1:28.310	413	CONSTANTINE	44.765	19	4	BEDWELL	2:13.774	2:13.774	0.000
20	115	MAHER	1:28.734	115	MAHER	45.209	20	115	MAHER	2:13.943	2:14.429	0.486
21	127	QUANTRALL	1:28.737	127	QUANTRALL	45.391	21	127	QUANTRALL	2:14.128	2:14.887	0.759
22	52	CARRINGTON	1:30.477	52	CARRINGTON	45.566	22	191	DAVEY	2:15.687	2:17.592	1.905
23	825	OWENS	1:30.587	4	BEDWELL	45.825	23	52	CARRINGTON	2:16.043	2:16.341	0.298
24	124	STRUTT	1:30.907	65	MONTINI	46.129	24	124	STRUTT	2:17.037	2:17.353	0.316
25	65	MONTINI	1:31.113	124	STRUTT	46.130	25	65	MONTINI	2:17.242	2:17.403	0.161
26	191	DAVEY	1:31.278	13	CAIRNS	46.199	26	825	OWENS	2:17.353	2:17.516	0.163
27	13	CAIRNS	1:32.394	825	OWENS	46.766	27	13	CAIRNS	2:18.593	2:18.593	0.000
28	224	PRICE	1:33.689	224	PRICE	47.611	28	224	PRICE	2:21.300	2:21.369	0.069
29	90	ELLIOTT	1:34.708	90	ELLIOTT	49.348	29	90	ELLIOTT	2:24.056	2:24.056	0.000
30	395	NICHOLLS	1:38.846	122	EGGINTON	50.710	30	395	NICHOLLS	2:29.711	2:30.994	1.283
31	150	MELHUIISH	1:39.626	395	NICHOLLS	50.865	31	150	MELHUIISH	2:30.615	2:30.615	0.000
32	122	EGGINTON	1:40.179	150	MELHUIISH	50.989	32	122	EGGINTON	2:30.889	2:30.889	0.000
33												

# BMCRC - MRO Championships 2023 - Rnd 3 @ Snetterton

## L&W Contractors BMCRC Rookie 600 & Rookie 1000

### RACE 3 - STATISTICS

<b>Competitors Started</b>	32
<b>Planned Start</b>	2023-05-06 @ 12:15:00.000
<b>Actual Start</b>	2023-05-06 @ 12:09:37.961
<b>Finish Time</b>	2023-05-06 @ 12:20:02.049
<b>Track Length</b>	2.9689mi.
<b>Total Laps</b>	156
<b>Total Distance Covered</b>	463.1502mi.

### Session Fastest Lap History

NO	CL	NAME	LAP TIME	TIME OF DAY	LAP	VEHICLE
87	1000	Karl THOMPSON	2:04.764	12:13:54.336	2	Yamaha R1
100	1000	Sam CRANSTONE	2:03.768	12:13:54.530	2	BMW S1000RR
100	1000	Sam CRANSTONE	2:03.429	12:15:57.958	3	BMW S1000RR
12	1000	Duncan BEDWELL	2:03.422	12:16:00.804	3	Kawasaki ZX10R
87	1000	Karl THOMPSON	2:02.208	12:18:00.515	4	Yamaha R1
12	1000	Duncan BEDWELL	2:02.034	12:18:02.837	4	Kawasaki ZX10R
87	1000	Karl THOMPSON	2:01.539	12:20:02.054	5	Yamaha R1
12	1000	Duncan BEDWELL	2:01.496	12:20:04.334	5	Kawasaki ZX10R

### Session Leader History

NO	CL	NAME	FROM LAP	LAPS LED	DISTANCE	VEHICLE
87	1000	Karl THOMPSON	1	2	5.93 miles	Yamaha R1
100	1000	Sam CRANSTONE	3	1	2.96 miles	BMW S1000RR
87	1000	Karl THOMPSON	4	2	5.93 miles	Yamaha R1

### Flag History

TYPE	TIME OF DAY
GREEN	12:09:37.961
FINISH	12:20:02.049

### Flag Statistics

TYPE	COUNT	TOTAL LAPS	TOTAL TIME
Green	1	5	12:56.076
Red	0	0	0.000
Safety Car	0	0	0.000
FCY	0	0	0.000

# BMCRC - MRO Championships 2023 - Rnd 3 @ Snetterton

## L&W Contractors BMCRC Rookie 600 & Rookie 1000

### RACE 3 - STATISTICS

CLASS : 1000

17 Starters

#### Fastest Lap History

NO	NAME	LAP TIME	TIME OF DAY	LAP	VEHICLE
87	Karl THOMPSON	2:04.764	12:13:54.336	2	Yamaha R1
100	Sam CRANSTONE	2:03.768	12:13:54.530	2	BMW S1000RR
100	Sam CRANSTONE	2:03.429	12:15:57.958	3	BMW S1000RR
12	Duncan BEDWELL	2:03.422	12:16:00.804	3	Kawasaki ZX10R
87	Karl THOMPSON	2:02.208	12:18:00.515	4	Yamaha R1
12	Duncan BEDWELL	2:02.034	12:18:02.837	4	Kawasaki ZX10R
87	Karl THOMPSON	2:01.539	12:20:02.054	5	Yamaha R1
12	Duncan BEDWELL	2:01.496	12:20:04.334	5	Kawasaki ZX10R

#### Leader History

NO	NAME	FROM LAP	LAPS LED	DISTANCE	VEHICLE
87	Karl THOMPSON	1	2	5.93 miles	Yamaha R1
100	Sam CRANSTONE	3	1	2.96 miles	BMW S1000RR
87	Karl THOMPSON	4	2	5.93 miles	Yamaha R1

# BMCRC - MRO Championships 2023 - Rnd 3 @ Snetterton

## L&W Contractors BMCRC Rookie 600 & Rookie 1000

### RACE 3 - STATISTICS

**CLASS : 600**

15 Starters

#### Fastest Lap History

NO	NAME	LAP TIME	TIME OF DAY	LAP	VEHICLE
61	Jason GAMBLE	<b>2:06.698</b>	12:14:50.384	2	Kawasaki ZX6R
24	Callum MANLEY	<b>2:06.033</b>	12:14:50.388	2	Honda CBR600 RR
24	Callum MANLEY	<b>2:05.190</b>	12:16:55.577	3	Honda CBR600 RR
24	Callum MANLEY	<b>2:05.117</b>	12:19:00.694	4	Honda CBR600 RR

#### Leader History

NO	NAME	FROM LAP	LAPS LED	DISTANCE	VEHICLE
61	Jason GAMBLE	1	2	5.93 miles	Kawasaki ZX6R
24	Callum MANLEY	3	3	8.90 miles	Honda CBR600 RR

# BMCRC - MRO Championships 2023 - Rnd 3 @ Snetterton

## L&W Contractors BMCRC Rookie 600 & Rookie 1000

### RACE 14 - GRID (5 Laps)



CONTRACTORS LTD

ROW 14			40	<b>911</b> Tom BRASTOCK			
ROW 13		39	<b>395</b> William NICHOLLS	38	<b>122</b> James EGGINTON		
ROW 12	36	<b>224</b> Dan PRICE	35	<b>825</b> Cody OWENS	34	<b>65</b> Frank MONTINI	
ROW 11		33	<b>124</b> Mark STRUTT	32	<b>52</b> Spencer CARRINGTON	31	<b>127</b> Rhys QUANTRALL
ROW 10	30	<b>115</b> Brian MAHER	29	<b>4</b> Kallum BEDWELL	28	<b>413</b> Paul CONSTANTINE	
ROW 9		27	<b>28</b> Tom WALKER	26	<b>61</b> Jason GAMBLE	25	<b>24</b> Callum MANLEY
ROW 8							
ROW 7		21	<b>830</b> Daniel HOLT	20	<b>164</b> Paul BOXALL	19	<b>92</b> Shaun DAYKIN
ROW 6	18	<b>56</b> Paul HARRIS	17	<b>150</b> Stuart MELHUISE	16	<b>13</b> Alex CAIRNS	
ROW 5		15	<b>191</b> Maurice DAVEY	14	<b>125</b> Matthew CHAM	13	<b>175</b> Arlindo PESTANA
ROW 4	12	<b>163</b> Riccardo BIGUZZI	11	<b>14</b> Alex YIANNI	10	<b>187</b> Scott DERMOTT	
ROW 3		9	<b>23</b> Jason PAES	8	<b>149</b> David WILKINS	7	<b>123</b> James VINCER
ROW 2	6	<b>81</b> Dan HARTLE	5	<b>36</b> Alan MORGAN	4	<b>33</b> Luke BLACKFORD	
ROW 1		3	<b>100</b> Sam CRANSTONE	2	<b>87</b> Karl THOMPSON	1	<b>12</b> Duncan BEDWELL
<b>Pole</b>							

Snetterton 300: 2.9689 miles

These results are provisional until the conclusion of any judicial and technical matters.

Clerk Of Course :	Stewards :	Timekeeper : Richard Evans
-------------------	------------	----------------------------

Results can be found at [www.tsl-timing.com](http://www.tsl-timing.com)

Printed - 12:29 Saturday, 06 May 2023



# BMCRC - MRO Championships 2023 - Rnd 3 @ Snetterton

## L&W Contractors BMCRC Rookie 600 & Rookie 1000

### RACE 14 - CLASSIFICATION



CONTRACTORS LTD

POS	NO	CL	PIC NAME	ENTRY	LAPS	TIME	GAP	DIFF	MPH	BEST	ON
1	12	1000	1 Duncan BEDWELL	Kawasaki ZX10R - Connected to homes LTD	5	12:39.977			70.31	2:29.112	3
2	33	1000	2 Luke BLACKFORD	Ducati 1299 - D5 graphics tyres4bikes	5	12:50.854	10.877	10.877	69.32	2:28.670	5
3	87	1000	3 Karl THOMPSON	Yamaha R1 - #Teamrace	5	12:51.032	11.055	0.178	69.31	2:28.187	5
4	81	1000	4 Dan HARTLE	Yamaha R1 2CR - #Teamrace	5	13:44.452	1:04.475	53.420	64.81	2:40.283	2
5	23	1000	5 Jason PAES	Aprilia RSV4 - J&R Electrical Ltd	5	13:48.069	1:08.092	3.617	64.53	2:41.948	4
6	123	1000	6 James VINCER	Kawasaki ZX 10 - A W RACING LTD	5	13:56.918	1:16.941	8.849	63.85	2:39.317	5
7	187	1000	7 Scott DERMOTT	Yamaha R1 - TwoClicksOut Racing	5	13:57.576	1:17.599	0.658	63.80	2:37.973	5
8	149	1000	8 David WILKINS	Yamaha R1 - TwoClicksOut Racing	5	13:59.519	1:19.542	1.943	63.65	2:42.503	5
9	36	1000	9 Alan MORGAN	Suzuki GSXR1000 - Little Duck Racing	5	14:06.076	1:26.099	6.557	63.16	2:41.315	5
10	13	1000	10 Alex CAIRNS	Suzuki GSXR1000 - Laguna Motorcycles	5	14:21.419	1:41.442	15.343	62.03	2:46.260	3
11	4	600	1 Kallum BEDWELL	Yamaha R6 - CTHL-Connected to homes ltd	5	14:22.466	1:42.489	1.047	61.96	2:43.205	3
12	61	600	2 Jason GAMBLE	Kawasaki ZX6R - #TeamRace	5	14:40.334	2:00.357	17.868	60.70	2:42.551	3
13	115	600	3 Brian MAHER	Yamaha R6 -	5	14:43.997	2:04.020	3.663	60.45	2:46.905	4
14	52	600	4 Spencer CARRINGTON	Yamaha R6 - seton tuning	5	15:18.257	2:38.280	34.260	58.19	2:54.857	5
15	65	600	5 Frank MONTINI	Triumph Daytona 675R - Sara Johnson	4	12:46.316	1 Lap	1 Lap	55.78	2:53.246	4
16	150	1000	11 Stuart MELHUIISH	Honda CBR929 -	4	12:46.447	1 Lap	0.131	55.77	3:07.003	3
17	90	600	6 Tom ELLIOTT	Yamaha R6 - A. Harland Race Services	4	12:47.515	1 Lap	1.068	55.70	2:54.715	4
18	127	600	7 Rhys QUANTRALL	Kawasaki ZX6R -	4	12:47.769	1 Lap	0.254	55.68	2:48.573	4
19	395	600	8 William NICHOLLS	Yamaha R6 - Will Nicholls Farriery	4	13:17.206	1 Lap	29.437	53.62	3:02.349	4
20	122	600	9 James EGGINTON	Kawasaki ZX6R -	4	13:30.624	1 Lap	13.418	52.74	3:07.821	4
21	413	600	10 Paul CONSTANTINE	Kawasaki ZX6R -	4	13:31.485	1 Lap	0.861	52.68	3:08.006	4

#### NOT CLASSIFIED

DNF	24	600	Callum MANLEY	Honda CBR600 RR - Becs sweets, leeway building s	2	5:44.537	3 Laps	2 Laps	62.04	2:32.349	2
DNF	14	1000	Alex YIANNI	BMW S1000 RR -	1	2:48.839	4 Laps	1 Lap	63.30		
DNF	100	1000	Sam CRANSTONE	BMW S1000RR -	0						
DNF	28	600	Tom WALKER	Honda CBR600 RR - TRW Racing	0						
DNF	124	600	Mark STRUTT	Yamaha R6 -	0						

#### FASTEST LAP

87	1000	Karl THOMPSON	Yamaha R1 - #Teamrace	5	2:28.187	72.12 mph	116.07 kph
24	600	Callum MANLEY	Honda CBR600 RR - Becs sweets, leeway building s	2	2:32.349	70.15 mph	112.90 kph

Class 1000 - 92.5% of Race Speed = 65.03 mph

Class 600 - 92.5% of Race Speed = 57.31 mph

Weather / Track : Rain / Wet

These results are provisional until the conclusion of any judicial and technical matters.

Race Distance: 5 Laps / 14.84 miles

Snetterton 300: 2.9689 miles

Date: 06/05/2023 Start: 16:58 Finish: 17:11

Clerk Of Course :	Stewards :	Timekeeper : Richard Evans
-------------------	------------	----------------------------

Results can be found at [www.tsl-timing.com](http://www.tsl-timing.com)

Printed - 17:15 Saturday, 06 May 2023





# BMCRC - MRO Championships 2023 - Rnd 3 @ Snetterton

## L&W Contractors BMCRC Rookie 600 & Rookie 1000

### RACE 14 - LAP CHART

#### LAP 1 @ 17:01:32.947

NO	BEHIND	LAP TIME
12		2:35.308
87	3.589	2:38.897
33	7.213	2:42.521
81	11.682	2:46.990
14	13.531	2:48.839
36	17.863	2:53.171
123	20.823	2:56.131
149	21.098	2:56.406
187	22.314	2:57.622
13	22.402	2:57.710
23	23.210	2:58.518
24	36.880	3:12.188
4	44.653	3:19.961
150	47.044	3:22.352
115	56.926	3:32.234
61	58.409	3:33.717
52	1:01.444	3:36.752
65	1:14.527	3:49.835
90	1:20.771	3:56.079
413	1:26.013	4:01.321
127	1:27.445	4:02.753
122	1:28.685	4:03.993
395	1:29.736	4:05.044

#### LAP 2 @ 17:04:02.111

NO	BEHIND	LAP TIME
12		2:29.164
87	9.736	2:35.311
33	13.080	2:35.031
81	22.801	2:40.283
36	32.573	2:43.874
23	36.704	2:42.658
24	40.065	2:32.349
123	40.492	2:48.833
149	40.821	2:48.887
13	41.642	2:48.404
187	42.671	2:49.521
4	59.543	2:44.054
61	1:14.559	2:45.314
115	1:16.521	2:48.759
150	1:27.748	3:09.868
52	1:28.927	2:56.647
65	1:50.358	3:04.995
90	1:51.077	2:59.470
127	2:00.764	3:02.483
395	2:07.976	3:07.404
122	2:10.426	3:10.905
413	2:10.911	3:14.062

#### LAP 3 @ 17:06:31.223

NO	BEHIND	LAP TIME
12		2:29.112
87	16.243	2:35.619
33	16.472	2:32.504
81	39.981	2:46.292
23	49.936	2:42.344
149	57.802	2:46.093
13	58.790	2:46.260
123	59.117	2:47.737
187	59.817	2:46.258
36	1:08.592	3:05.131
4	1:13.636	2:43.205

61	1:27.998	2:42.551
115	1:34.729	2:47.320
52	1:54.752	2:54.937
150	2:05.639	3:07.003
90	2:19.216	2:57.251
65	2:19.486	2:58.240
127	2:25.612	2:53.960

#### LAP 4 @ 17:09:03.787

NO	BEHIND	LAP TIME
12		2:32.564
395	1 Lap	3:02.409
33	16.036	2:32.128
122	1 Lap	3:07.905
87	16.697	2:33.018
413	1 Lap	3:08.096
81	50.771	2:43.354
23	59.320	2:41.948
149	1:10.868	2:45.630
123	1:11.453	2:44.900
187	1:13.455	2:46.202
36	1:18.613	2:42.585
13	1:23.236	2:57.010
4	1:27.176	2:46.104
61	1:40.221	2:44.787
115	1:49.070	2:46.905
52	2:17.252	2:55.064

#### LAP 5 @ 17:11:37.616

NO	BEHIND	LAP TIME
12		2:33.829
65	1 Lap	2:53.246
150	1 Lap	3:07.224
90	1 Lap	2:54.715
127	1 Lap	2:48.573
33	10.877	2:28.670
87	11.055	2:28.187
395	1 Lap	3:02.349
122	1 Lap	3:07.821
413	1 Lap	3:08.006
81	1:04.475	2:47.533
23	1:08.092	2:42.601
123	1:16.941	2:39.317
187	1:17.599	2:37.973
149	1:19.542	2:42.503
36	1:26.099	2:41.315
13	1:41.442	2:52.035
4	1:42.489	2:49.142
61	2:00.357	2:53.965
115	2:04.020	2:48.779
52	2:38.280	2:54.857

# BMCR - MRO Championships 2023 - Rnd 3 @ Snetterton

## L&W Contractors BMCR Rookie 600 & Rookie 1000

### RACE 14 - POSITION CHART

No	Name	Lap Pos	Lap				
			1	2	3	4	5
12	BEDWELL	1	12	12	12	12	12
87	THOMPSON	2	87	87	87	33	33
100	CRANSTONE	3	33	33	33	87	87
33	BLACKFORD	4	81	81	81	81	81
36	MORGAN	5	14	36	23	23	23
81	HARTLE	6	36	23	149	149	123
123	VINCER	7	123	24	13	123	187
149	WILKINS	8	149	123	123	187	149
23	PAES	9	187	149	187	36	36
187	DERMOTT	10	13	13	36	13	13
14	YIANNI	11	23	187	4	4	4
13	CAIRNS	12	24	4	61	61	61
150	MELHUIHSH	13	4	61	115	115	115
24	MANLEY	14	150	115	52	52	52
61	GAMBLE	15	115	150	150	65	
28	WALKER	16	61	52	90	150	
413	CONSTANTINE	17	52	65	65	90	
4	BEDWELL	18	65	90	127	127	
115	MAHER	19	90	127	395	395	
127	QUANTRALL	20	413	395	122	122	
52	CARRINGTON	21	127	122	413	413	
124	STRUTT	22	122	413			
65	MONTINI	23	395				
90	ELLIOTT	24					
122	EGGINTON	25					
395	NICHOLLS	26					

# BMCRC - MRO Championships 2023 - Rnd 3 @ Snetterton

## L&W Contractors BMCRC Rookie 600 & Rookie 1000

### RACE 14 - SECTOR ANALYSIS



SECTOR 1 = FL to I1, SECTOR 2 = I1 to FL, DIFF = Difference To Personal Best Lap, P = Crossed Finish Line in Pit Lane, D = Time Disallowed

P1 12 1000		Duncan BEDWELL		Kawasaki ZX10R - Connected to homes LTD		
IDEAL LAP TIME : 2:28.276		BEST LAP TIME : 2:29.112		DIFFERENCE : 0.836		
LAP	SECTOR 1	SECTOR 2	LAP TIME	MPH	DIFF	TIME OF DAY
1 -		51.172	2:35.308	68.81	6.196	17:01:32.947
2 -	1:38.947	<b>50.217</b>	2:29.164 (2)	71.65	0.052	17:04:02.111
3 -	<b>1:38.059</b>	51.053	<b>2:29.112 (1)</b>	<b>71.67</b>		<b>17:06:31.223</b>
4 -	1:40.638	51.926	2:32.564 (3)	70.05	3.452	17:09:03.787
5 -	1:41.220	52.609	2:33.829	69.48	4.717	17:11:37.616

P2 33 1000		Luke BLACKFORD		Ducati 1299 - D5 graphics tyres4bikes		
IDEAL LAP TIME : 2:28.670		BEST LAP TIME : 2:28.670		DIFFERENCE : 0.000		
LAP	SECTOR 1	SECTOR 2	LAP TIME	MPH	DIFF	TIME OF DAY
1 -		52.449	2:42.521	65.76	13.851	17:01:40.160
2 -	1:42.417	52.614	2:35.031	68.94	6.361	17:04:15.191
3 -	1:40.762	51.742	2:32.504 (3)	70.08	3.834	17:06:47.695
4 -	1:40.312	51.816	2:32.128 (2)	70.25	3.458	17:09:19.823
5 -	<b>1:38.505</b>	<b>50.165</b>	<b>2:28.670 (1)</b>	<b>71.89</b>		<b>17:11:48.493</b>

P3 87 1000		Karl THOMPSON		Yamaha R1 - #Teamrace		
IDEAL LAP TIME : 2:28.187		BEST LAP TIME : 2:28.187		DIFFERENCE : 0.000		
LAP	SECTOR 1	SECTOR 2	LAP TIME	MPH	DIFF	TIME OF DAY
1 -		52.671	2:38.897	67.26	10.710	17:01:36.536
2 -	1:41.286	54.025	2:35.311 (3)	68.81	7.124	17:04:11.847
3 -	1:42.297	53.322	2:35.619	68.68	7.432	17:06:47.466
4 -	1:40.892	52.126	2:33.018 (2)	69.84	4.831	17:09:20.484
5 -	<b>1:38.288</b>	<b>49.899</b>	<b>2:28.187 (1)</b>	<b>72.12</b>		<b>17:11:48.671</b>

P4 81 1000		Dan HARTLE		Yamaha R1 2CR - #Teamrace		
IDEAL LAP TIME : 2:38.503		BEST LAP TIME : 2:40.283		DIFFERENCE : 1.780		
LAP	SECTOR 1	SECTOR 2	LAP TIME	MPH	DIFF	TIME OF DAY
1 -		<b>53.239</b>	2:46.990	64.00	6.707	17:01:44.629
2 -	<b>1:45.264</b>	55.019	<b>2:40.283 (1)</b>	<b>66.68</b>		<b>17:04:24.912</b>
3 -	1:49.963	56.329	2:46.292 (3)	64.27	6.009	17:07:11.204
4 -	1:47.804	55.550	2:43.354 (2)	65.42	3.071	17:09:54.558
5 -	1:50.601	56.932	2:47.533	63.79	7.250	17:12:42.091

P5 23 1000		Jason PAES		Aprilia RSV4 - J&R Electrical Ltd		
IDEAL LAP TIME : 2:41.194		BEST LAP TIME : 2:41.948		DIFFERENCE : 0.754		
LAP	SECTOR 1	SECTOR 2	LAP TIME	MPH	DIFF	TIME OF DAY
1 -		57.494	2:58.518	59.87	16.570	17:01:56.157
2 -	1:48.290	<b>54.368</b>	2:42.658	65.70	0.710	17:04:38.815
3 -	1:47.500	54.844	2:42.344 (2)	65.83	0.396	17:07:21.159
4 -	<b>1:46.826</b>	55.122	<b>2:41.948 (1)</b>	<b>65.99</b>		<b>17:10:03.107</b>
5 -	1:47.661	54.940	2:42.601 (3)	65.73	0.653	17:12:45.708

P6 123 1000		James VINCER		Kawasaki ZX 10 - A W RACING LTD		
IDEAL LAP TIME : 2:39.317		BEST LAP TIME : 2:39.317		DIFFERENCE : 0.000		
LAP	SECTOR 1	SECTOR 2	LAP TIME	MPH	DIFF	TIME OF DAY
1 -		57.494	2:56.131	60.68	16.814	17:01:53.770
2 -	1:51.505	57.328	2:48.833	63.30	9.516	17:04:42.603
3 -	1:50.010	57.727	2:47.737 (3)	63.71	8.420	17:07:30.340
4 -	1:48.736	56.164	2:44.900 (2)	64.81	5.583	17:10:15.240
5 -	<b>1:45.109</b>	<b>54.208</b>	<b>2:39.317 (1)</b>	<b>67.08</b>		<b>17:12:54.557</b>

# BMCRC - MRO Championships 2023 - Rnd 3 @ Snetterton

## L&W Contractors BMCRC Rookie 600 & Rookie 1000

### RACE 14 - SECTOR ANALYSIS



SECTOR 1 = FL to I1, SECTOR 2 = I1 to FL, DIFF = Difference To Personal Best Lap, P = Crossed Finish Line in Pit Lane, D = Time Disallowed

P7 187 1000 Scott DERMOTT		Yamaha R1 - TwoClicksOut Racing				
IDEAL LAP TIME : 2:37.973		BEST LAP TIME : 2:37.973		DIFFERENCE : 0.000		
LAP	SECTOR 1	SECTOR 2	LAP TIME	MPH	DIFF	TIME OF DAY
1 -		57.820	2:57.622	60.17	19.649	17:01:55.261
2 -	1:52.907	56.614	2:49.521	63.04	11.548	17:04:44.782
3 -	1:50.914	55.344	2:46.258 (3)	64.28	8.285	17:07:31.040
4 -	1:48.302	57.900	2:46.202 (2)	64.30	8.229	17:10:17.242
5 -	<b>1:45.149</b>	<b>52.824</b>	<b>2:37.973 (1)</b>	<b>67.65</b>		<b>17:12:55.215</b>

P8 149 1000 David WILKINS		Yamaha R1 - TwoClicksOut Racing				
IDEAL LAP TIME : 2:42.503		BEST LAP TIME : 2:42.503		DIFFERENCE : 0.000		
LAP	SECTOR 1	SECTOR 2	LAP TIME	MPH	DIFF	TIME OF DAY
1 -		57.154	2:56.406	60.58	13.903	17:01:54.045
2 -	1:51.638	57.249	2:48.887	63.28	6.384	17:04:42.932
3 -	1:49.250	56.843	2:46.093 (3)	64.34	3.590	17:07:29.025
4 -	1:48.356	57.274	2:45.630 (2)	64.52	3.127	17:10:14.655
5 -	<b>1:47.819</b>	<b>54.684</b>	<b>2:42.503 (1)</b>	<b>65.77</b>		<b>17:12:57.158</b>

P9 36 1000 Alan MORGAN		Suzuki GSXR1000 - Little Duck Racing				
IDEAL LAP TIME : 2:40.958		BEST LAP TIME : 2:41.315		DIFFERENCE : 0.357		
LAP	SECTOR 1	SECTOR 2	LAP TIME	MPH	DIFF	TIME OF DAY
1 -		57.222	2:53.171	61.71	11.856	17:01:50.810
2 -	1:48.828	<b>55.046</b>	2:43.874 (3)	65.22	2.559	17:04:34.684
3 -	2:07.160	57.971	3:05.131	57.73	23.816	17:07:39.815
4 -	1:47.460	55.125	2:42.585 (2)	65.73	1.270	17:10:22.400
5 -	<b>1:45.912</b>	55.403	<b>2:41.315 (1)</b>	<b>66.25</b>		<b>17:13:03.715</b>

P10 13 1000 Alex CAIRNS		Suzuki GSXR1000 - Laguna Motorcycles				
IDEAL LAP TIME : 2:44.671		BEST LAP TIME : 2:46.260		DIFFERENCE : 1.589		
LAP	SECTOR 1	SECTOR 2	LAP TIME	MPH	DIFF	TIME OF DAY
1 -		57.192	2:57.710	60.14	11.450	17:01:55.349
2 -	1:50.984	57.420	2:48.404 (2)	63.46	2.144	17:04:43.753
3 -	1:50.227	<b>56.033</b>	<b>2:46.260 (1)</b>	<b>64.28</b>		<b>17:07:30.013</b>
4 -	<b>1:48.638</b>	1:08.372	2:57.010	60.38	10.750	17:10:27.023
5 -	1:53.216	58.819	2:52.035 (3)	62.12	5.775	17:13:19.058

P11 4 600 Kallum BEDWELL		Yamaha R6 - CTHL-Connected to homes ltd				
IDEAL LAP TIME : 2:41.924		BEST LAP TIME : 2:43.205		DIFFERENCE : 1.281		
LAP	SECTOR 1	SECTOR 2	LAP TIME	MPH	DIFF	TIME OF DAY
1 -		<b>54.611</b>	3:19.961	53.45	36.756	17:02:17.600
2 -	1:48.016	56.038	2:44.054 (2)	65.14	0.849	17:05:01.654
3 -	<b>1:47.313</b>	55.892	<b>2:43.205 (1)</b>	<b>65.48</b>		<b>17:07:44.859</b>
4 -	1:48.225	57.879	2:46.104 (3)	64.34	2.899	17:10:30.963
5 -	1:50.151	58.991	2:49.142	63.18	5.937	17:13:20.105

P12 61 600 Jason GAMBLE		Kawasaki ZX6R - #TeamRace				
IDEAL LAP TIME : 2:41.060		BEST LAP TIME : 2:42.551		DIFFERENCE : 1.491		
LAP	SECTOR 1	SECTOR 2	LAP TIME	MPH	DIFF	TIME OF DAY
1 -		57.895	3:33.717	50.01	51.166	17:02:31.356
2 -	1:50.664	<b>54.650</b>	2:45.314 (3)	64.65	2.763	17:05:16.670
3 -	<b>1:46.410</b>	56.141	<b>2:42.551 (1)</b>	<b>65.75</b>		<b>17:07:59.221</b>
4 -	1:46.600	58.187	2:44.787 (2)	64.85	2.236	17:10:44.008
5 -	1:53.746	1:00.219	2:53.965	61.43	11.414	17:13:37.973

# BMCRC - MRO Championships 2023 - Rnd 3 @ Snetterton

## L&W Contractors BMCRC Rookie 600 & Rookie 1000

### RACE 14 - SECTOR ANALYSIS



SECTOR 1 = FL to I1, SECTOR 2 = I1 to FL, DIFF = Difference To Personal Best Lap, P = Crossed Finish Line in Pit Lane, D = Time Disallowed

P13 115 600		Brian MAHER		Yamaha R6 -		
IDEAL LAP TIME : 2:46.536		BEST LAP TIME : 2:46.905		DIFFERENCE : 0.369		
LAP	SECTOR 1	SECTOR 2	LAP TIME	MPH	DIFF	TIME OF DAY
1 -		56.800	3:32.234	50.35	45.329	17:02:29.873
2 -	1:52.241	<b>56.518</b>	2:48.759 (3)	63.33	1.854	17:05:18.632
3 -	1:50.339	56.981	2:47.320 (2)	63.87	0.415	17:08:05.952
4 -	<b>1:50.018</b>	56.887	<b>2:46.905 (1)</b>	<b>64.03</b>		<b>17:10:52.857</b>
5 -	1:50.788	57.991	2:48.779	63.32	1.874	17:13:41.636

P14 52 600		Spencer CARRINGTON		Yamaha R6 - seton tuning		
IDEAL LAP TIME : 2:52.508		BEST LAP TIME : 2:54.857		DIFFERENCE : 2.349		
LAP	SECTOR 1	SECTOR 2	LAP TIME	MPH	DIFF	TIME OF DAY
1 -		<b>56.666</b>	3:36.752	49.31	41.895	17:02:34.391
2 -	1:58.746	57.901	2:56.647	60.50	1.790	17:05:31.038
3 -	1:57.126	57.811	2:54.937 (2)	61.09	0.080	17:08:25.975
4 -	<b>1:55.842</b>	59.222	2:55.064 (3)	61.05	0.207	17:11:21.039
5 -	1:56.096	58.761	<b>2:54.857 (1)</b>	<b>61.12</b>		<b>17:14:15.896</b>

P15 65 600		Frank MONTINI		Triumph Daytona 675R - Sara Johnson		
IDEAL LAP TIME : 2:53.246		BEST LAP TIME : 2:53.246		DIFFERENCE : 0.000		
LAP	SECTOR 1	SECTOR 2	LAP TIME	MPH	DIFF	TIME OF DAY
1 -		1:01.828	3:49.835	46.50	56.589	17:02:47.474
2 -	2:01.485	1:03.510	3:04.995 (3)	57.77	11.749	17:05:52.469
3 -	1:57.794	1:00.446	2:58.240 (2)	59.96	4.994	17:08:50.709
4 -	<b>1:54.095</b>	<b>59.151</b>	<b>2:53.246 (1)</b>	<b>61.69</b>		<b>17:11:43.955</b>

P16 150 1000		Stuart MELHUISH		Honda CBR929 -		
IDEAL LAP TIME : 3:06.574		BEST LAP TIME : 3:07.003		DIFFERENCE : 0.429		
LAP	SECTOR 1	SECTOR 2	LAP TIME	MPH	DIFF	TIME OF DAY
1 -		1:04.883	3:22.352	52.81	15.349	17:02:19.991
2 -	2:06.357	1:03.511	3:09.868 (3)	56.29	2.865	17:05:29.859
3 -	2:04.798	<b>1:02.205</b>	<b>3:07.003 (1)</b>	<b>57.15</b>		<b>17:08:36.862</b>
4 -	<b>2:04.369</b>	1:02.855	3:07.224 (2)	57.08	0.221	17:11:44.086

P17 90 600		Tom ELLIOTT		Yamaha R6 - A. Harland Race Services		
IDEAL LAP TIME : 2:54.715		BEST LAP TIME : 2:54.715		DIFFERENCE : 0.000		
LAP	SECTOR 1	SECTOR 2	LAP TIME	MPH	DIFF	TIME OF DAY
1 -		1:03.477	3:56.079	45.27	1:01.364	17:02:53.718
2 -	1:58.333	1:01.137	2:59.470 (3)	59.55	4.755	17:05:53.188
3 -	1:55.724	1:01.527	2:57.251 (2)	60.29	2.536	17:08:50.439
4 -	<b>1:54.793</b>	<b>59.922</b>	<b>2:54.715 (1)</b>	<b>61.17</b>		<b>17:11:45.154</b>

P18 127 600		Rhys QUANTRALL		Kawasaki ZX6R -		
IDEAL LAP TIME : 2:48.573		BEST LAP TIME : 2:48.573		DIFFERENCE : 0.000		
LAP	SECTOR 1	SECTOR 2	LAP TIME	MPH	DIFF	TIME OF DAY
1 -		1:06.887	4:02.753	44.02	1:14.180	17:03:00.392
2 -	2:02.433	1:00.050	3:02.483 (3)	58.57	13.910	17:06:02.875
3 -	1:54.664	59.296	2:53.960 (2)	61.43	5.387	17:08:56.835
4 -	<b>1:50.800</b>	<b>57.773</b>	<b>2:48.573 (1)</b>	<b>63.40</b>		<b>17:11:45.408</b>

P19 395 600		William NICHOLLS		Yamaha R6 - Will Nicholls Farriery		
IDEAL LAP TIME : 3:01.331		BEST LAP TIME : 3:02.349		DIFFERENCE : 1.018		
LAP	SECTOR 1	SECTOR 2	LAP TIME	MPH	DIFF	TIME OF DAY
1 -		1:07.490	4:05.044	43.61	1:02.695	17:03:02.683
2 -	2:03.914	1:03.490	3:07.404 (3)	57.03	5.055	17:06:10.087
3 -	2:00.069	<b>1:02.340</b>	3:02.409 (2)	58.59	0.060	17:09:12.496
4 -	<b>1:58.991</b>	1:03.358	<b>3:02.349 (1)</b>	<b>58.61</b>		<b>17:12:14.845</b>

# BMCRC - MRO Championships 2023 - Rnd 3 @ Snetterton

## L&W Contractors BMCRC Rookie 600 & Rookie 1000

### RACE 14 - SECTOR ANALYSIS



SECTOR 1 = FL to I1, SECTOR 2 = I1 to FL, DIFF = Difference To Personal Best Lap, P = Crossed Finish Line in Pit Lane, D = Time Disallowed

P20 122 600		James EGGINTON		Kawasaki ZX6R -		
IDEAL LAP TIME : 3:06.732		BEST LAP TIME : 3:07.821		DIFFERENCE : 1.089		
LAP	SECTOR 1	SECTOR 2	LAP TIME	MPH	DIFF	TIME OF DAY
1 -		1:08.911	4:03.993	43.80	56.172	17:03:01.632
2 -	2:05.227	1:05.678	3:10.905 (3)	55.98	3.084	17:06:12.537
3 -	<b>2:03.565</b>	1:04.340	3:07.905 (2)	56.88	0.084	17:09:20.442
4 -	2:04.654	<b>1:03.167</b>	<b>3:07.821 (1)</b>	<b>56.90</b>		<b>17:12:28.263</b>

P21 413 600		Paul CONSTANTINE		Kawasaki ZX6R -		
IDEAL LAP TIME : 3:07.954		BEST LAP TIME : 3:08.006		DIFFERENCE : 0.052		
LAP	SECTOR 1	SECTOR 2	LAP TIME	MPH	DIFF	TIME OF DAY
1 -		1:06.746	4:01.321	44.28	53.315	17:02:58.960
2 -	2:08.312	1:05.750	3:14.062 (3)	55.07	6.056	17:06:13.022
3 -	<b>2:03.939</b>	1:04.157	3:08.096 (2)	56.82	0.090	17:09:21.118
4 -	2:03.991	<b>1:04.015</b>	<b>3:08.006 (1)</b>	<b>56.84</b>		<b>17:12:29.124</b>

P22 24 600		Callum MANLEY		Honda CBR600 RR - Becs sweets, leeway building services		
IDEAL LAP TIME : 2:30.457		BEST LAP TIME : 2:32.349		DIFFERENCE : 1.892		
LAP	SECTOR 1	SECTOR 2	LAP TIME	MPH	DIFF	TIME OF DAY
1 -		<b>51.805</b>	3:12.188	55.61	39.839	17:02:09.827
2 -	<b>1:38.652</b>	53.697	<b>2:32.349 (1)</b>	<b>70.15</b>		<b>17:04:42.176</b>

P23 14 1000		Alex YIANNI		BMW S1000 RR -		
IDEAL LAP TIME :		BEST LAP TIME :		DIFFERENCE :		
LAP	SECTOR 1	SECTOR 2	LAP TIME	MPH	DIFF	TIME OF DAY
1 -		<b>53.160</b>	2:48.839	63.30		17:01:46.478

# BMCRC - MRO Championships 2023 - Rnd 3 @ Snetterton

## L&W Contractors BMCRC Rookie 600 & Rookie 1000

### RACE 14 - BEST SECTORS

SECTOR 1			SECTOR 2			IDEAL / BEST COMPARISON						
POS	NO	NAME	TIME	NO	NAME	TIME	POS	NO	NAME	IDEAL	BEST	DIFF
									<b>PERFECT LAP</b>	<b>2:27.958</b>		
1	12	BEDWELL	<b>1:38.059</b>	87	THOMPSON	<b>49.899</b>	1	87	THOMPSON	2:28.187	2:28.187	<b>0.000</b>
2	87	THOMPSON	<b>1:38.288</b>	33	BLACKFORD	<b>50.165</b>	2	12	BEDWELL	2:28.276	2:29.112	<b>0.836</b>
3	33	BLACKFORD	<b>1:38.505</b>	12	BEDWELL	<b>50.217</b>	3	33	BLACKFORD	2:28.670	2:28.670	<b>0.000</b>
4	24	MANLEY	<b>1:38.652</b>	24	MANLEY	<b>51.805</b>	4	24	MANLEY	2:30.457	2:32.349	<b>1.892</b>
5	123	VINCER	<b>1:45.109</b>	187	DERMOTT	<b>52.824</b>	5	187	DERMOTT	2:37.973	2:37.973	<b>0.000</b>
6	187	DERMOTT	<b>1:45.149</b>	14	YIANNI	<b>53.160</b>	6	81	HARTLE	2:38.503	2:40.283	<b>1.780</b>
7	81	HARTLE	<b>1:45.264</b>	81	HARTLE	<b>53.239</b>	7	123	VINCER	2:39.317	2:39.317	<b>0.000</b>
8	36	MORGAN	<b>1:45.912</b>	123	VINCER	<b>54.208</b>	8	36	MORGAN	2:40.958	2:41.315	<b>0.357</b>
9	61	GAMBLE	<b>1:46.410</b>	23	PAES	<b>54.368</b>	9	61	GAMBLE	2:41.060	2:42.551	<b>1.491</b>
10	23	PAES	<b>1:46.826</b>	4	BEDWELL	<b>54.611</b>	10	23	PAES	2:41.194	2:41.948	<b>0.754</b>
11	4	BEDWELL	<b>1:47.313</b>	61	GAMBLE	<b>54.650</b>	11	4	BEDWELL	2:41.924	2:43.205	<b>1.281</b>
12	149	WILKINS	<b>1:47.819</b>	149	WILKINS	<b>54.684</b>	12	149	WILKINS	2:42.503	2:42.503	<b>0.000</b>
13	13	CAIRNS	<b>1:48.638</b>	36	MORGAN	<b>55.046</b>	13	13	CAIRNS	2:44.671	2:46.260	<b>1.589</b>
14	115	MAHER	<b>1:50.018</b>	13	CAIRNS	<b>56.033</b>	14	115	MAHER	2:46.536	2:46.905	<b>0.369</b>
15	127	QUANTRALL	<b>1:50.800</b>	115	MAHER	<b>56.518</b>	15	127	QUANTRALL	2:48.573	2:48.573	<b>0.000</b>
16	65	MONTINI	<b>1:54.095</b>	52	CARRINGTON	<b>56.666</b>	16	52	CARRINGTON	2:52.508	2:54.857	<b>2.349</b>
17	90	ELLIOTT	<b>1:54.793</b>	127	QUANTRALL	<b>57.773</b>	17	65	MONTINI	2:53.246	2:53.246	<b>0.000</b>
18	52	CARRINGTON	<b>1:55.842</b>	65	MONTINI	<b>59.151</b>	18	90	ELLIOTT	2:54.715	2:54.715	<b>0.000</b>
19	395	NICHOLLS	<b>1:58.991</b>	90	ELLIOTT	<b>59.922</b>	19	395	NICHOLLS	3:01.331	3:02.349	<b>1.018</b>
20	122	EGGINTON	<b>2:03.565</b>	150	MELHUIISH	<b>1:02.205</b>	20	150	MELHUIISH	3:06.574	3:07.003	<b>0.429</b>
21	413	CONSTANTINE	<b>2:03.939</b>	395	NICHOLLS	<b>1:02.340</b>	21	122	EGGINTON	3:06.732	3:07.821	<b>1.089</b>
22	150	MELHUIISH	<b>2:04.369</b>	122	EGGINTON	<b>1:03.167</b>	22	413	CONSTANTINE	3:07.954	3:08.006	<b>0.052</b>
23				413	CONSTANTINE	<b>1:04.015</b>	23	14	YIANNI			
24												
25												
26												

# BMCRC - MRO Championships 2023 - Rnd 3 @ Snetterton

## L&W Contractors BMCRC Rookie 600 & Rookie 1000

### RACE 14 - STATISTICS

**Competitors Started** 26  
**Planned Start** 2023-05-06 @ 15:40:00.000  
**Actual Start** 2023-05-06 @ 16:58:57.638  
**Finish Time** 2023-05-06 @ 17:11:37.615  
**Track Length** 2.9689mi.  
**Total Laps** 101  
**Total Distance Covered** 299.8600mi.

#### Session Fastest Lap History

NO	CL	NAME	LAP TIME	TIME OF DAY	LAP	VEHICLE
12	1000	Duncan BEDWELL	<b>2:29.164</b>	17:04:02.137	2	Kawasaki ZX10R
12	1000	Duncan BEDWELL	<b>2:29.112</b>	17:06:31.247	3	Kawasaki ZX10R
33	1000	Luke BLACKFORD	<b>2:28.670</b>	17:11:48.506	5	Ducati 1299
87	1000	Karl THOMPSON	<b>2:28.187</b>	17:11:48.676	5	Yamaha R1

#### Session Leader History

NO	CL	NAME	FROM LAP	LAPS LED	DISTANCE	VEHICLE
12	1000	Duncan BEDWELL	1	5	14.84 miles	Kawasaki ZX10R

#### Flag History

TYPE	TIME OF DAY
GREEN	16:58:57.638
FINISH	17:11:37.615

#### Flag Statistics

TYPE	COUNT	TOTAL LAPS	TOTAL TIME
Green	1	5	15:29.720
Red	0	0	0.000
Safety Car	0	0	0.000
FCY	0	0	0.000



# BMCRC - MRO Championships 2023 - Rnd 3 @ Snetterton

## L&W Contractors BMCRC Rookie 600 & Rookie 1000

### RACE 14 - STATISTICS

**CLASS : 1000**

13 Starters

#### Fastest Lap History

NO	NAME	LAP TIME	TIME OF DAY	LAP	VEHICLE
12	Duncan BEDWELL	<b>2:29.164</b>	17:04:02.137	2	Kawasaki ZX10R
12	Duncan BEDWELL	<b>2:29.112</b>	17:06:31.247	3	Kawasaki ZX10R
33	Luke BLACKFORD	<b>2:28.670</b>	17:11:48.506	5	Ducati 1299
87	Karl THOMPSON	<b>2:28.187</b>	17:11:48.676	5	Yamaha R1

#### Leader History

NO	NAME	FROM LAP	LAPS LED	DISTANCE	VEHICLE
12	Duncan BEDWELL	1	5	14.84 miles	Kawasaki ZX10R

# BMCRC - MRO Championships 2023 - Rnd 3 @ Snetterton

## L&W Contractors BMCRC Rookie 600 & Rookie 1000

### RACE 14 - STATISTICS

**CLASS : 600**

13 Starters

#### Fastest Lap History

NO	NAME	LAP TIME	TIME OF DAY	LAP	VEHICLE
24	Callum MANLEY	2:32.349	17:04:42.174	2	Honda CBR600 RR

#### Leader History

NO	NAME	FROM LAP	LAPS LED	DISTANCE	VEHICLE
24	Callum MANLEY	1	2	5.93 miles	Honda CBR600 RR
4	Kallum BEDWELL	3	3	8.90 miles	Yamaha R6

# BMCRC - MRO Championships 2023 - Rnd 3 @ Snetterton

## L&W Contractors BMCRC Rookie 600 & Rookie 1000

### RACE 3 - GRID (6 Laps)



CONTRACTORS LTD

ROW 14			40	<b>911</b> Tom BRASTOCK			
ROW 13		39	<b>224</b> Dan PRICE	38	<b>825</b> Cody OWENS	37	<b>124</b> Mark STRUTT
ROW 12		36	3:08.006 <b>413</b> Paul CONSTANTINE	35	3:07.821 <b>122</b> James EGGINTON	34	3:02.349 <b>395</b> William NICHOLLS
ROW 11		33	<b>28</b> Tom WALKER	32	2:54.857 <b>52</b> Spencer CARRINGTON	31	2:54.715 <b>90</b> Tom ELLIOTT
ROW 10		30	2:53.246 <b>65</b> Frank MONTINI	29	2:48.573 <b>127</b> Rhys QUANTRALL	28	2:46.905 <b>115</b> Brian MAHER
ROW 9		27	2:43.205 <b>4</b> Kallum BEDWELL	26	2:42.551 <b>61</b> Jason GAMBLE	25	2:32.349 <b>24</b> Callum MANLEY
ROW 8							
ROW 7		21	<b>830</b> Daniel HOLT	20	<b>164</b> Paul BOXALL	19	<b>92</b> Shaun DAYKIN
ROW 6		18	<b>56</b> Paul HARRIS	17	<b>191</b> Maurice DAVEY	16	<b>125</b> Matthew CHAM
ROW 5							
ROW 4		15	<b>175</b> Arlindo PESTANA	14	<b>163</b> Riccardo BIGUZZI	13	<b>14</b> Alex YIANNI
ROW 3		12	3:07.003 <b>150</b> Stuart MELHUIISH	11	2:46.260 <b>13</b> Alex CAIRNS	10	2:42.503 <b>149</b> David WILKINS
ROW 2		9	<b>100</b> Sam CRANSTONE	8	2:41.948 <b>23</b> Jason PAES	7	2:41.315 <b>36</b> Alan MORGAN
ROW 1		6	2:40.283 <b>81</b> Dan HARTLE	5	2:39.317 <b>123</b> James VINCER	4	2:37.973 <b>187</b> Scott DERMOTT
ROW 1		3	2:29.112 <b>12</b> Duncan BEDWELL	2	2:28.670 <b>33</b> Luke BLACKFORD	1	2:28.187 <b>87</b> Karl THOMPSON
							<b>Pole</b>

Snetterton 300: 2.9689 miles

These results are provisional until the conclusion of any judicial and technical matters.

Clerk Of Course :	Stewards :	Timekeeper : Richard Evans
-------------------	------------	----------------------------

Results can be found at [www.tsl-timing.com](http://www.tsl-timing.com)

Printed - 17:19 Saturday, 06 May 2023



# BMCRC - MRO Championships 2023 - Rnd 3 @ Snetterton

## L&W Contractors BMCRC Rookie 600 & Rookie 1000

### RACE 3 - CLASSIFICATION



CONTRACTORS LTD

POS	NO	CL	PIC	NAME	ENTRY	LAPS	TIME	GAP	DIFF	MPH	BEST	ON
1	12	1000	1	Duncan BEDWELL	Kawasaki ZX10R - Connected to homes LTD	5	10:33.910			84.30	2:03.268	5
2	100	1000	2	Sam CRANSTONE	BMW S1000RR -	5	10:36.167	2.257	2.257	84.00	2:04.925	4
3	87	1000	3	Karl THOMPSON	Yamaha R1 - #Teamrace	5	10:36.434	2.524	0.267	83.96	2:04.444	4
4	33	1000	4	Luke BLACKFORD	Ducati 1299 - D5 graphics tyres4bikes	5	10:42.733	8.823	6.299	83.14	2:05.798	3
5	187	1000	5	Scott DERMOTT	Yamaha R1 - TwoClicksOut Racing	5	10:44.008	10.098	1.275	82.98	2:06.507	4
6	149	1000	6	David WILKINS	Yamaha R1 - TwoClicksOut Racing	5	11:00.669	26.759	16.661	80.88	2:08.640	2
7	123	1000	7	James VINCER	Kawasaki ZX 10 - A W RACING LTD	5	11:05.566	31.656	4.897	80.29	2:10.910	5
8	23	1000	8	Jason PAES	Aprilia RSV4 - J&R Electrical Ltd	5	11:06.019	32.109	0.453	80.23	2:11.004	5
9	36*	1000	9	Alan MORGAN	Suzuki GSXR1000 - Little Duck Racing	5	11:18.517	44.607	12.498	78.76	2:11.570	2
10	81	1000	10	Dan HARTLE	Yamaha R1 2CR - #Teamrace	5	11:34.689	1:00.779	16.172	76.92	2:15.642	2
11	14	1000	11	Alex YIANNI	BMW S1000 RR -	5	11:48.286	1:14.376	13.597	75.45	2:16.955	5
12	191	1000	12	Maurice DAVEY	Suzuki GSXR 1000 - M D racing	5	11:48.352	1:14.442	0.066	75.44	2:16.864	5
13	24	600	1	Callum MANLEY	Honda CBR600 RR - Becs sweets, leeway building s	5	11:58.117	1:24.207	9.765	74.41	2:11.796	2
14	13	1000	13	Alex CAIRNS	Suzuki GSXR1000 - Laguna Motorcycles	5	12:09.628	1:35.718	11.511	73.24	2:23.659	5
15	61	600	2	Jason GAMBLE	Kawasaki ZX6R - #TeamRace	5	12:09.992	1:36.082	0.364	73.20	2:13.293	3
16	115	600	3	Brian MAHER	Yamaha R6 -	5	12:17.752	1:43.842	7.760	72.43	2:13.743	5
17	825	600	4	Cody OWENS	Suzuki GSXR 600 -	5	12:27.559	1:53.649	9.807	71.48	2:13.649	5
18	4*	600	5	Kallum BEDWELL	Yamaha R6 - CTHL-Connected to homes ltd	5	12:27.564	1:53.654	0.005	71.48	2:12.476	5
19	52	600	6	Spencer CARRINGTON	Yamaha R6 - seton tuning	5	12:27.944	1:54.034	0.380	71.44	2:16.446	2
20	65	600	7	Frank MONTINI	Triumph Daytona 675R - Sara Johnson	5	12:38.162	2:04.252	10.218	70.48	2:19.430	3
21	150	1000	14	Stuart MELHUISH	Honda CBR929 -	5	12:53.258	2:19.348	15.096	69.11	2:31.268	5
22	90	600	8	Tom ELLIOTT	Yamaha R6 - A. Harland Race Services	4	10:40.855	1 Lap	1 Lap	66.71	2:23.450	4
23	224	600	9	Dan PRICE	Triumph Daytona 675R - WHF Racing	4	10:41.270	1 Lap	0.415	66.66	2:23.106	3
24	395	600	10	William NICHOLLS	Yamaha R6 - Will Nicholls Farriery	4	11:02.162	1 Lap	20.892	64.56	2:29.771	2

#### NOT CLASSIFIED

DNF	56	1000		Paul HARRIS	Kawasaki ZX10R -	4	9:38.140	1 Lap		73.94	2:16.284	4
-----	----	------	--	-------------	------------------	---	----------	-------	--	-------	----------	---

#### FASTEST LAP

12	1000	Duncan BEDWELL	Kawasaki ZX10R - Connected to homes LTD	5	2:03.268	86.70 mph	139.53 kph
24	600	Callum MANLEY	Honda CBR600 RR - Becs sweets, leeway building s	2	2:11.796	81.09 mph	130.51 kph

#36 - 10 Second penalty - Jump Start

#4 - 10 Second penalty - Yellow flag infringement.

Class 1000 - 92.5% of Race Speed = 77.97 mph

Class 600 - 92.5% of Race Speed = 68.82 mph

Weather / Track : Cloudy / Dry

These results are provisional until the conclusion of any judicial and technical matters.

Race Distance: 5 Laps / 14.84 miles

Snetterton 300: 2.9689 miles

Date: 07/05/2023 Start: 11:26 Finish: 11:36

Clerk Of Course :

Stewards :

Timekeeper : Richard Evans

Results can be found at [www.tsl-timing.com](http://www.tsl-timing.com)

Printed - 12:26 Sunday, 07 May 2023



# BMCRC - MRO Championships 2023 - Rnd 3 @ Snetterton

## L&W Contractors BMCRC Rookie 600 & Rookie 1000

### RACE 3 - LAP CHART

#### LAP 1 @ 11:28:31.460

NO	BEHIND	LAP TIME
87		2:14.042
100	0.148	2:14.190
12	0.479	2:14.521
149	0.654	2:14.696
33	1.215	2:15.257
187	1.676	2:15.718
123	4.074	2:18.116
23	4.481	2:18.523
36	4.928	2:18.970
81	8.708	2:22.750
14	13.883	2:27.925
191	15.399	2:29.441
13	16.790	2:30.832
56	27.546	2:41.588
150	27.652	2:41.694
24	52.846	3:06.888
61	59.423	3:13.465
4	1:02.274	3:16.316
115	1:02.710	3:16.752
65	1:04.146	3:18.188
52	1:04.436	3:18.478
825	1:04.840	3:18.882
90	1:12.522	3:26.564
224	1:16.139	3:30.181
395	1:16.281	3:30.323

#### LAP 2 @ 11:30:37.658

NO	BEHIND	LAP TIME
100		2:06.050
12	0.570	2:06.289
87	1.000	2:07.198
33	2.833	2:07.816
149	3.096	2:08.640
187	3.453	2:07.975
123	9.459	2:11.583
23	9.956	2:11.673
36	10.300	2:11.570
81	18.152	2:15.642
14	29.894	2:22.209
191	31.896	2:22.695
13	35.660	2:25.068
56	42.443	2:21.095
150	55.074	2:33.620
24	58.444	2:11.796
61	1:08.094	2:14.869
4	1:13.096	2:17.020
115	1:13.703	2:17.191
52	1:14.684	2:16.446
825	1:17.910	2:19.268
65	1:18.223	2:20.275
90	1:31.876	2:25.552
224	1:33.891	2:23.950
395	1:39.854	2:29.771

#### LAP 3 @ 11:32:43.423

NO	BEHIND	LAP TIME
100		2:05.765
12	0.473	2:05.668
87	0.674	2:05.439
33	2.866	2:05.798
187	4.680	2:06.992
149	6.885	2:09.554

123	16.508	2:12.814	4	1:43.654	2:12.476
23	16.991	2:12.800	115	1:43.842	2:13.743
36	17.121	2:12.586	825	1:53.649	2:13.649
81	29.644	2:17.257	52	1:54.034	2:18.682
14	45.384	2:21.255	65	2:04.252	2:20.429
191	46.028	2:19.897	150	2:19.348	2:31.268
13	55.785	2:25.890			
56	55.851	2:19.173			
24	1:04.977	2:12.298			
61	1:15.622	2:13.293			
150	1:23.524	2:34.215			
115	1:23.929	2:15.991			
4	1:24.885	2:17.554			
52	1:26.150	2:17.231			
825	1:30.870	2:18.725			
65	1:31.888	2:19.430			
224	1:51.232	2:23.106			
90	1:51.400	2:25.289			

#### LAP 4 @ 11:34:48.060

NO	BEHIND	LAP TIME
12		2:04.164
100	0.288	2:04.925
395	1 Lap	2:30.861
87	0.481	2:04.444
33	4.809	2:06.580
187	6.550	2:06.507
149	16.034	2:13.786
123	24.014	2:12.143
23	24.373	2:12.019
36	24.856	2:12.372
81	43.915	2:18.908
14	1:00.689	2:19.942
191	1:00.846	2:19.455
56	1:07.498	2:16.284
24	1:13.505	2:13.165
13	1:15.327	2:24.179
61	1:25.341	2:14.356
115	1:33.367	2:14.075
4	1:34.446	2:14.198
52	1:38.620	2:17.107
825	1:43.268	2:17.035
65	1:47.091	2:19.840
150	1:51.348	2:32.461

#### LAP 5 @ 11:36:51.328

NO	BEHIND	LAP TIME
12		2:03.268
100	2.257	2:05.237
87	2.524	2:05.311
90	1 Lap	2:23.450
224	1 Lap	2:24.033
33	8.823	2:07.282
187	10.098	2:06.816
149	26.759	2:13.993
395	1 Lap	2:31.207
123	31.656	2:10.910
23	32.109	2:11.004
36	34.607	2:13.019
81	1:00.779	2:20.132
14	1:14.376	2:16.955
191	1:14.442	2:16.864
24	1:24.207	2:13.970
13	1:35.718	2:23.659
61	1:36.082	2:14.009

# BMCR - MRO Championships 2023 - Rnd 3 @ Snetterton

## L&W Contractors BMCR Rookie 600 & Rookie 1000

### RACE 3 - POSITION CHART

No	Name	Lap Pos	Lap				
			1	2	3	4	5
87	THOMPSON	1	87	100	100	12	12
33	BLACKFORD	2	100	12	12	100	100
12	BEDWELL	3	12	87	87	87	87
187	DERMOTT	4	149	33	33	33	33
123	VINCER	5	33	149	187	187	187
81	HARTLE	6	187	187	149	149	149
36	MORGAN	7	123	123	123	123	123
23	PAES	8	23	23	23	23	23
100	CRANSTONE	9	36	36	36	36	36
149	WILKINS	10	81	81	81	81	81
13	CAIRNS	11	14	14	14	14	14
150	MELHUIISH	12	191	191	191	191	191
14	YIANNI	13	13	13	13	56	24
191	DAVEY	14	56	56	56	24	13
56	HARRIS	15	150	150	24	13	61
24	MANLEY	16	24	24	61	61	4
61	GAMBLE	17	61	61	150	115	115
4	BEDWELL	18	4	4	115	4	825
115	MAHER	19	115	115	4	52	52
65	MONTINI	20	65	52	52	825	65
90	ELLIOTT	21	52	825	825	65	150
52	CARRINGTON	22	825	65	65	150	
395	NICHOLLS	23	90	90	224	90	
825	OWENS	24	224	224	90	224	
224	PRICE	25	395	395	395	395	

# BMCRC - MRO Championships 2023 - Rnd 3 @ Snetterton

## L&W Contractors BMCRC Rookie 600 & Rookie 1000

### RACE 3 - SECTOR ANALYSIS



SECTOR 1 = FL to I1, SECTOR 2 = I1 to FL, DIFF = Difference To Personal Best Lap, P = Crossed Finish Line in Pit Lane, D = Time Disallowed

P1 12 1000		Duncan BEDWELL		Kawasaki ZX10R - Connected to homes LTD		
IDEAL LAP TIME : 2:03.268		BEST LAP TIME : 2:03.268		DIFFERENCE : 0.000		
LAP	SECTOR 1	SECTOR 2	LAP TIME	MPH	DIFF	TIME OF DAY
1 -			2:14.521	79.45	11.253	11:28:31.939
2 -	1:23.796	42.493	2:06.289	84.63	3.021	11:30:38.228
3 -	1:23.141	42.527	2:05.668 (3)	85.05	2.400	11:32:43.896
4 -	1:21.945	42.219	2:04.164 (2)	86.08	0.896	11:34:48.060
5 -	<b>1:21.611</b>	<b>41.657</b>	<b>2:03.268 (1)</b>	<b>86.70</b>		<b>11:36:51.328</b>

P2 100 1000		Sam CRANSTONE		BMW S1000RR -		
IDEAL LAP TIME : 2:04.657		BEST LAP TIME : 2:04.925		DIFFERENCE : 0.268		
LAP	SECTOR 1	SECTOR 2	LAP TIME	MPH	DIFF	TIME OF DAY
1 -			2:14.190	79.64	9.265	11:28:31.608
2 -	1:23.943	42.107	2:06.050	84.79	1.125	11:30:37.658
3 -	1:23.548	42.217	2:05.765 (3)	84.98	0.840	11:32:43.423
4 -	1:22.996	<b>41.929</b>	<b>2:04.925 (1)</b>	<b>85.55</b>		<b>11:34:48.348</b>
5 -	<b>1:22.728</b>	42.509	2:05.237 (2)	85.34	0.312	11:36:53.585

P3 87 1000		Karl THOMPSON		Yamaha R1 - #Teamrace		
IDEAL LAP TIME : 2:04.315		BEST LAP TIME : 2:04.444		DIFFERENCE : 0.129		
LAP	SECTOR 1	SECTOR 2	LAP TIME	MPH	DIFF	TIME OF DAY
1 -			2:14.042	79.73	9.598	11:28:31.460
2 -	1:25.008	42.190	2:07.198	84.02	2.754	11:30:38.658
3 -	1:23.190	42.249	2:05.439 (3)	85.20	0.995	11:32:44.097
4 -	1:22.825	<b>41.619</b>	<b>2:04.444 (1)</b>	<b>85.88</b>		<b>11:34:48.541</b>
5 -	<b>1:22.696</b>	42.615	2:05.311 (2)	85.29	0.867	11:36:53.852

P4 33 1000		Luke BLACKFORD		Ducati 1299 - D5 graphics tyres4bikes		
IDEAL LAP TIME : 2:05.798		BEST LAP TIME : 2:05.798		DIFFERENCE : 0.000		
LAP	SECTOR 1	SECTOR 2	LAP TIME	MPH	DIFF	TIME OF DAY
1 -			2:15.257	79.02	9.459	11:28:32.675
2 -	1:25.144	42.672	2:07.816	83.62	2.018	11:30:40.491
3 -	<b>1:23.569</b>	<b>42.229</b>	<b>2:05.798 (1)</b>	<b>84.96</b>		<b>11:32:46.289</b>
4 -	1:24.153	42.427	2:06.580 (2)	84.43	0.782	11:34:52.869
5 -	1:24.783	42.499	2:07.282 (3)	83.97	1.484	11:37:00.151

P5 187 1000		Scott DERMOTT		Yamaha R1 - TwoClicksOut Racing		
IDEAL LAP TIME : 2:06.450		BEST LAP TIME : 2:06.507		DIFFERENCE : 0.057		
LAP	SECTOR 1	SECTOR 2	LAP TIME	MPH	DIFF	TIME OF DAY
1 -			2:15.718	78.75	9.211	11:28:33.136
2 -	1:25.224	42.751	2:07.975	83.51	1.468	11:30:41.111
3 -	1:24.800	<b>42.192</b>	2:06.992 (3)	84.16	0.485	11:32:48.103
4 -	<b>1:24.258</b>	42.249	<b>2:06.507 (1)</b>	<b>84.48</b>		<b>11:34:54.610</b>
5 -	1:24.265	42.551	2:06.816 (2)	84.28	0.309	11:37:01.426

P6 149 1000		David WILKINS		Yamaha R1 - TwoClicksOut Racing		
IDEAL LAP TIME : 2:08.640		BEST LAP TIME : 2:08.640		DIFFERENCE : 0.000		
LAP	SECTOR 1	SECTOR 2	LAP TIME	MPH	DIFF	TIME OF DAY
1 -			2:14.696	79.34	6.056	11:28:32.114
2 -	<b>1:25.213</b>	<b>43.427</b>	<b>2:08.640 (1)</b>	<b>83.08</b>		<b>11:30:40.754</b>
3 -	1:25.561	43.993	2:09.554 (2)	82.49	0.914	11:32:50.308
4 -	1:28.540	45.246	2:13.786 (3)	79.88	5.146	11:35:04.094
5 -	1:28.729	45.264	2:13.993	79.76	5.353	11:37:18.087

# BMCRC - MRO Championships 2023 - Rnd 3 @ Snetterton

## L&W Contractors BMCRC Rookie 600 & Rookie 1000

### RACE 3 - SECTOR ANALYSIS



SECTOR 1 = FL to I1, SECTOR 2 = I1 to FL, DIFF = Difference To Personal Best Lap, P = Crossed Finish Line in Pit Lane, D = Time Disallowed

P7 123 1000 James VINCER		Kawasaki ZX 10 - A W RACING LTD				
IDEAL LAP TIME : 2:10.910		BEST LAP TIME : 2:10.910		DIFFERENCE : 0.000		
LAP	SECTOR 1	SECTOR 2	LAP TIME	MPH	DIFF	TIME OF DAY
1 -			2:18.116	77.38	7.206	11:28:35.534
2 -	1:27.177	44.406	2:11.583 (2)	81.22	0.673	11:30:47.117
3 -	1:27.950	44.864	2:12.814	80.47	1.904	11:32:59.931
4 -	1:27.471	44.672	2:12.143 (3)	80.88	1.233	11:35:12.074
5 -	<b>1:26.941</b>	<b>43.969</b>	<b>2:10.910 (1)</b>	<b>81.64</b>		<b>11:37:22.984</b>

P8 23 1000 Jason PAES		Aprilia RSV4 - J&R Electrical Ltd				
IDEAL LAP TIME : 2:11.004		BEST LAP TIME : 2:11.004		DIFFERENCE : 0.000		
LAP	SECTOR 1	SECTOR 2	LAP TIME	MPH	DIFF	TIME OF DAY
1 -			2:18.523	77.15	7.519	11:28:35.941
2 -	1:27.200	44.473	2:11.673 (2)	81.17	0.669	11:30:47.614
3 -	1:28.243	44.557	2:12.800	80.48	1.796	11:33:00.414
4 -	1:27.444	44.575	2:12.019 (3)	80.95	1.015	11:35:12.433
5 -	<b>1:26.888</b>	<b>44.116</b>	<b>2:11.004 (1)</b>	<b>81.58</b>		<b>11:37:23.437</b>

P9 36 1000 Alan MORGAN		Suzuki GSXR1000 - Little Duck Racing				
IDEAL LAP TIME : 2:11.520		BEST LAP TIME : 2:11.570		DIFFERENCE : 0.050		
LAP	SECTOR 1	SECTOR 2	LAP TIME	MPH	DIFF	TIME OF DAY
1 -			2:18.970	76.90	7.400	11:28:36.388
2 -	<b>1:27.583</b>	43.987	<b>2:11.570 (1)</b>	<b>81.23</b>		<b>11:30:47.958</b>
3 -	1:28.649	<b>43.937</b>	2:12.586 (3)	80.61	1.016	11:33:00.544
4 -	1:28.165	44.207	2:12.372 (2)	80.74	0.802	11:35:12.916
5 -	1:28.914	44.105	2:13.019	80.35	1.449	11:37:25.935

P10 81 1000 Dan HARTLE		Yamaha R1 2CR - #Teamrace				
IDEAL LAP TIME : 2:15.642		BEST LAP TIME : 2:15.642		DIFFERENCE : 0.000		
LAP	SECTOR 1	SECTOR 2	LAP TIME	MPH	DIFF	TIME OF DAY
1 -			2:22.750	74.87	7.108	11:28:40.168
2 -	<b>1:30.140</b>	<b>45.502</b>	<b>2:15.642 (1)</b>	<b>78.79</b>		<b>11:30:55.810</b>
3 -	1:30.803	46.454	2:17.257 (2)	77.86	1.615	11:33:13.067
4 -	1:31.849	47.059	2:18.908 (3)	76.94	3.266	11:35:31.975
5 -	1:33.740	46.392	2:20.132	76.27	4.490	11:37:52.107

P11 14 1000 Alex YIANNI		BMW S1000 RR -				
IDEAL LAP TIME : 2:16.955		BEST LAP TIME : 2:16.955		DIFFERENCE : 0.000		
LAP	SECTOR 1	SECTOR 2	LAP TIME	MPH	DIFF	TIME OF DAY
1 -		48.008	2:27.925	72.25	10.970	11:28:45.343
2 -	1:33.728	48.481	2:22.209	75.15	5.254	11:31:07.552
3 -	1:33.227	48.028	2:21.255 (3)	75.66	4.300	11:33:28.807
4 -	1:33.650	46.292	2:19.942 (2)	76.37	2.987	11:35:48.749
5 -	<b>1:31.012</b>	<b>45.943</b>	<b>2:16.955 (1)</b>	<b>78.04</b>		<b>11:38:05.704</b>

P12 191 1000 Maurice DAVEY		Suzuki GSXR 1000 - M D racing				
IDEAL LAP TIME : 2:16.864		BEST LAP TIME : 2:16.864		DIFFERENCE : 0.000		
LAP	SECTOR 1	SECTOR 2	LAP TIME	MPH	DIFF	TIME OF DAY
1 -		47.274	2:29.441	71.52	12.577	11:28:46.859
2 -	1:34.587	48.108	2:22.695	74.90	5.831	11:31:09.554
3 -	1:32.920	46.977	2:19.897 (3)	76.39	3.033	11:33:29.451
4 -	1:32.718	46.737	2:19.455 (2)	76.64	2.591	11:35:48.906
5 -	<b>1:31.022</b>	<b>45.842</b>	<b>2:16.864 (1)</b>	<b>78.09</b>		<b>11:38:05.770</b>



# BMCRC - MRO Championships 2023 - Rnd 3 @ Snetterton

## L&W Contractors BMCRC Rookie 600 & Rookie 1000

### RACE 3 - SECTOR ANALYSIS



SECTOR 1 = FL to I1, SECTOR 2 = I1 to FL, DIFF = Difference To Personal Best Lap, P = Crossed Finish Line in Pit Lane, D = Time Disallowed

P13 24 600		Callum MANLEY		Honda CBR600 RR - Becs sweets, leeway building services		
IDEAL LAP TIME : 2:10.482		BEST LAP TIME : 2:11.796		DIFFERENCE : 1.314		
LAP	SECTOR 1	SECTOR 2	LAP TIME	MPH	DIFF	TIME OF DAY
1 -		<b>43.403</b>	3:06.888	57.18	55.092	11:29:24.306
2 -	<b>1:27.079</b>	44.717	<b>2:11.796 (1)</b>	<b>81.09</b>		<b>11:31:36.102</b>
3 -	1:27.502	44.796	2:12.298 (2)	80.78	0.502	11:33:48.400
4 -	1:28.199	44.966	2:13.165 (3)	80.26	1.369	11:36:01.565
5 -	1:28.930	45.040	2:13.970	79.77	2.174	11:38:15.535

P14 13 1000		Alex CAIRNS		Suzuki GSXR1000 - Laguna Motorcycles		
IDEAL LAP TIME : 2:23.142		BEST LAP TIME : 2:23.659		DIFFERENCE : 0.517		
LAP	SECTOR 1	SECTOR 2	LAP TIME	MPH	DIFF	TIME OF DAY
1 -		48.222	2:30.832	70.86	7.173	11:28:48.250
2 -	1:36.381	48.687	2:25.068 (3)	73.67	1.409	11:31:13.318
3 -	1:36.829	49.061	2:25.890	73.26	2.231	11:33:39.208
4 -	1:36.141	<b>48.038</b>	2:24.179 (2)	74.13	0.520	11:36:03.387
5 -	<b>1:35.104</b>	48.555	<b>2:23.659 (1)</b>	<b>74.39</b>		<b>11:38:27.046</b>

P15 61 600		Jason GAMBLE		Kawasaki ZX6R - #TeamRace		
IDEAL LAP TIME : 2:12.570		BEST LAP TIME : 2:13.293		DIFFERENCE : 0.723		
LAP	SECTOR 1	SECTOR 2	LAP TIME	MPH	DIFF	TIME OF DAY
1 -		45.435	3:13.465	55.24	1:00.172	11:29:30.883
2 -	1:29.986	44.883	2:14.869	79.24	1.576	11:31:45.752
3 -	1:28.527	<b>44.766</b>	<b>2:13.293 (1)</b>	<b>80.18</b>		<b>11:33:59.045</b>
4 -	1:29.125	45.231	2:14.356 (3)	79.55	1.063	11:36:13.401
5 -	<b>1:27.804</b>	46.205	2:14.009 (2)	79.75	0.716	11:38:27.410

P16 4 600		Kallum BEDWELL		Yamaha R6 - CTHL-Connected to homes ltd		
IDEAL LAP TIME : 2:12.476		BEST LAP TIME : 2:12.476		DIFFERENCE : 0.000		
LAP	SECTOR 1	SECTOR 2	LAP TIME	MPH	DIFF	TIME OF DAY
1 -		46.930	3:16.316	54.44	1:03.840	11:29:33.734
2 -	1:30.103	46.917	2:17.020 (3)	78.00	4.544	11:31:50.754
3 -	1:30.484	47.070	2:17.554	77.70	5.078	11:34:08.308
4 -	1:28.656	45.542	2:14.198 (2)	79.64	1.722	11:36:22.506
5 -	<b>1:27.045</b>	<b>45.431</b>	<b>2:12.476 (1)</b>	<b>80.67</b>		<b>11:38:34.982</b>

P17 115 600		Brian MAHER		Yamaha R6 -		
IDEAL LAP TIME : 2:13.098		BEST LAP TIME : 2:13.743		DIFFERENCE : 0.645		
LAP	SECTOR 1	SECTOR 2	LAP TIME	MPH	DIFF	TIME OF DAY
1 -		46.758	3:16.752	54.32	1:03.009	11:29:34.170
2 -	1:30.978	46.213	2:17.191	77.90	3.448	11:31:51.361
3 -	1:30.190	45.801	2:15.991 (3)	78.59	2.248	11:34:07.352
4 -	1:28.947	<b>45.128</b>	2:14.075 (2)	79.71	0.332	11:36:21.427
5 -	<b>1:27.970</b>	45.773	<b>2:13.743 (1)</b>	<b>79.91</b>		<b>11:38:35.170</b>

P18 825 600		Cody OWENS		Suzuki GSXR 600 -		
IDEAL LAP TIME : 2:13.649		BEST LAP TIME : 2:13.649		DIFFERENCE : 0.000		
LAP	SECTOR 1	SECTOR 2	LAP TIME	MPH	DIFF	TIME OF DAY
1 -		47.172	3:18.882	53.74	1:05.233	11:29:36.300
2 -	1:32.202	47.066	2:19.268	76.74	5.619	11:31:55.568
3 -	1:31.177	47.548	2:18.725 (3)	77.04	5.076	11:34:14.293
4 -	1:30.903	46.132	2:17.035 (2)	77.99	3.386	11:36:31.328
5 -	<b>1:28.271</b>	<b>45.378</b>	<b>2:13.649 (1)</b>	<b>79.97</b>		<b>11:38:44.977</b>

# BMCRC - MRO Championships 2023 - Rnd 3 @ Snetterton

## L&W Contractors BMCRC Rookie 600 & Rookie 1000

### RACE 3 - SECTOR ANALYSIS



SECTOR 1 = FL to I1, SECTOR 2 = I1 to FL, DIFF = Difference To Personal Best Lap, P = Crossed Finish Line in Pit Lane, D = Time Disallowed

P19 52 600		Spencer CARRINGTON		Yamaha R6 - seton tuning		
IDEAL LAP TIME : 2:15.343		BEST LAP TIME : 2:16.446		DIFFERENCE : 1.103		
LAP	SECTOR 1	SECTOR 2	LAP TIME	MPH	DIFF	TIME OF DAY
1 -		46.114	3:18.478	53.85	1:02.032	11:29:35.896
2 -	1:31.518	<b>44.928</b>	<b>2:16.446 (1)</b>	<b>78.33</b>		<b>11:31:52.342</b>
3 -	<b>1:30.415</b>	46.816	2:17.231 (3)	77.88	0.785	11:34:09.573
4 -	1:31.235	45.872	2:17.107 (2)	77.95	0.661	11:36:26.680
5 -	1:32.917	45.765	2:18.682	77.06	2.236	11:38:45.362

P20 65 600		Frank MONTINI		Triumph Daytona 675R - Sara Johnson		
IDEAL LAP TIME : 2:19.262		BEST LAP TIME : 2:19.430		DIFFERENCE : 0.168		
LAP	SECTOR 1	SECTOR 2	LAP TIME	MPH	DIFF	TIME OF DAY
1 -		47.172	3:18.188	53.92	58.758	11:29:35.606
2 -	1:33.181	<b>47.094</b>	2:20.275 (3)	76.19	0.845	11:31:55.881
3 -	1:32.303	47.127	<b>2:19.430 (1)</b>	<b>76.65</b>		<b>11:34:15.311</b>
4 -	<b>1:32.168</b>	47.672	2:19.840 (2)	76.43	0.410	11:36:35.151
5 -	1:32.776	47.653	2:20.429	76.11	0.999	11:38:55.580

P21 150 1000		Stuart MELHUISH		Honda CBR929 -		
IDEAL LAP TIME : 2:31.268		BEST LAP TIME : 2:31.268		DIFFERENCE : 0.000		
LAP	SECTOR 1	SECTOR 2	LAP TIME	MPH	DIFF	TIME OF DAY
1 -		52.036	2:41.694	66.10	10.426	11:28:59.112
2 -	1:41.728	51.892	2:33.620 (3)	69.57	2.352	11:31:32.732
3 -	1:41.743	52.472	2:34.215	69.30	2.947	11:34:06.947
4 -	1:40.969	51.492	2:32.461 (2)	70.10	1.193	11:36:39.408
5 -	<b>1:40.204</b>	<b>51.064</b>	<b>2:31.268 (1)</b>	<b>70.65</b>		<b>11:39:10.676</b>

P22 90 600		Tom ELLIOTT		Yamaha R6 - A. Harland Race Services		
IDEAL LAP TIME : 2:22.775		BEST LAP TIME : 2:23.450		DIFFERENCE : 0.675		
LAP	SECTOR 1	SECTOR 2	LAP TIME	MPH	DIFF	TIME OF DAY
1 -		49.753	3:26.564	51.74	1:03.114	11:29:43.982
2 -	1:36.388	49.164	2:25.552 (3)	73.43	2.102	11:32:09.534
3 -	1:36.979	<b>48.310</b>	2:25.289 (2)	73.56	1.839	11:34:34.823
4 -	<b>1:34.465</b>	48.985	<b>2:23.450 (1)</b>	<b>74.50</b>		<b>11:36:58.273</b>

P23 224 600		Dan PRICE		Triumph Daytona 675R - WHF Racing		
IDEAL LAP TIME : 2:23.014		BEST LAP TIME : 2:23.106		DIFFERENCE : 0.092		
LAP	SECTOR 1	SECTOR 2	LAP TIME	MPH	DIFF	TIME OF DAY
1 -		49.242	3:30.181	50.85	1:07.075	11:29:47.599
2 -	1:35.555	48.395	2:23.950 (2)	74.24	0.844	11:32:11.549
3 -	1:34.981	<b>48.125</b>	<b>2:23.106 (1)</b>	<b>74.68</b>		<b>11:34:34.655</b>
4 -	<b>1:34.889</b>	49.144	2:24.033 (3)	74.20	0.927	11:36:58.688

P24 395 600		William NICHOLLS		Yamaha R6 - Will Nicholls Farriery		
IDEAL LAP TIME : 2:28.845		BEST LAP TIME : 2:29.771		DIFFERENCE : 0.926		
LAP	SECTOR 1	SECTOR 2	LAP TIME	MPH	DIFF	TIME OF DAY
1 -		<b>52.055</b>	3:30.323	50.81	1:00.552	11:29:47.741
2 -	<b>1:36.790</b>	52.981	<b>2:29.771 (1)</b>	<b>71.36</b>		<b>11:32:17.512</b>
3 -	1:37.335	53.526	2:30.861 (2)	70.84	1.090	11:34:48.373
4 -	1:38.941	52.266	2:31.207 (3)	70.68	1.436	11:37:19.580

# BMCRC - MRO Championships 2023 - Rnd 3 @ Snetterton

## L&W Contractors BMCRC Rookie 600 & Rookie 1000

### RACE 3 - SECTOR ANALYSIS



SECTOR 1 = FL to I1, SECTOR 2 = I1 to FL, DIFF = Difference To Personal Best Lap, P = Crossed Finish Line in Pit Lane, D = Time Disallowed

P25 56 1000 Paul HARRIS		Kawasaki ZX10R -				
IDEAL LAP TIME : 2:16.284		BEST LAP TIME : 2:16.284		DIFFERENCE : 0.000		
LAP	SECTOR 1	SECTOR 2	LAP TIME	MPH	DIFF	TIME OF DAY
1 -		51.193	2:41.588	66.14	25.304	11:28:59.006
2 -	1:34.411	46.684	2:21.095 (3)	75.75	4.811	11:31:20.101
3 -	1:31.497	47.676	2:19.173 (2)	76.79	2.889	11:33:39.274
4 -	<b>1:29.903</b>	<b>46.381</b>	<b>2:16.284 (1)</b>	<b>78.42</b>		<b>11:35:55.558</b>

# BMCRC - MRO Championships 2023 - Rnd 3 @ Snetterton

## L&W Contractors BMCRC Rookie 600 & Rookie 1000

### RACE 3 - BEST SECTORS

SECTOR 1			SECTOR 2			IDEAL / BEST COMPARISON						
POS	NO	NAME	TIME	NO	NAME	TIME	POS	NO	NAME	IDEAL	BEST	DIFF
									<b>PERFECT LAP</b>	<b>2:03.230</b>		
1	12	BEDWELL	1:21.611	87	THOMPSON	41.619	1	12	BEDWELL	2:03.268	2:03.268	0.000
2	87	THOMPSON	1:22.696	12	BEDWELL	41.657	2	87	THOMPSON	2:04.315	2:04.444	0.129
3	100	CRANSTONE	1:22.728	100	CRANSTONE	41.929	3	100	CRANSTONE	2:04.657	2:04.925	0.268
4	33	BLACKFORD	1:23.569	187	DERMOTT	42.192	4	33	BLACKFORD	2:05.798	2:05.798	0.000
5	187	DERMOTT	1:24.258	33	BLACKFORD	42.229	5	187	DERMOTT	2:06.450	2:06.507	0.057
6	149	WILKINS	1:25.213	24	MANLEY	43.403	6	149	WILKINS	2:08.640	2:08.640	0.000
7	23	PAES	1:26.888	149	WILKINS	43.427	7	24	MANLEY	2:10.482	2:11.796	1.314
8	123	VINCER	1:26.941	36	MORGAN	43.937	8	123	VINCER	2:10.910	2:10.910	0.000
9	4	BEDWELL	1:27.045	123	VINCER	43.969	9	23	PAES	2:11.004	2:11.004	0.000
10	24	MANLEY	1:27.079	23	PAES	44.116	10	36	MORGAN	2:11.520	2:11.570	0.050
11	36	MORGAN	1:27.583	61	GAMBLE	44.766	11	4	BEDWELL	2:12.476	2:12.476	0.000
12	61	GAMBLE	1:27.804	52	CARRINGTON	44.928	12	61	GAMBLE	2:12.570	2:13.293	0.723
13	115	MAHER	1:27.970	115	MAHER	45.128	13	115	MAHER	2:13.098	2:13.743	0.645
14	825	OWENS	1:28.271	825	OWENS	45.378	14	825	OWENS	2:13.649	2:13.649	0.000
15	56	HARRIS	1:29.903	4	BEDWELL	45.431	15	52	CARRINGTON	2:15.343	2:16.446	1.103
16	81	HARTLE	1:30.140	81	HARTLE	45.502	16	81	HARTLE	2:15.642	2:15.642	0.000
17	52	CARRINGTON	1:30.415	191	DAVEY	45.842	17	56	HARRIS	2:16.284	2:16.284	0.000
18	14	YIANNI	1:31.012	14	YIANNI	45.943	18	191	DAVEY	2:16.864	2:16.864	0.000
19	191	DAVEY	1:31.022	56	HARRIS	46.381	19	14	YIANNI	2:16.955	2:16.955	0.000
20	65	MONTINI	1:32.168	65	MONTINI	47.094	20	65	MONTINI	2:19.262	2:19.430	0.168
21	90	ELLIOTT	1:34.465	13	CAIRNS	48.038	21	90	ELLIOTT	2:22.775	2:23.450	0.675
22	224	PRICE	1:34.889	224	PRICE	48.125	22	224	PRICE	2:23.014	2:23.106	0.092
23	13	CAIRNS	1:35.104	90	ELLIOTT	48.310	23	13	CAIRNS	2:23.142	2:23.659	0.517
24	395	NICHOLLS	1:36.790	150	MELHUISH	51.064	24	395	NICHOLLS	2:28.845	2:29.771	0.926
25	150	MELHUISH	1:40.204	395	NICHOLLS	52.055	25	150	MELHUISH	2:31.268	2:31.268	0.000

# BMCRC - MRO Championships 2023 - Rnd 3 @ Snetterton

## L&W Contractors BMCRC Rookie 600 & Rookie 1000

### RACE 3 - STATISTICS

<b>Competitors Started</b>	25
<b>Planned Start</b>	2023-05-07 @ 11:20:00.000
<b>Actual Start</b>	2023-05-07 @ 11:26:17.417
<b>Finish Time</b>	2023-05-07 @ 11:36:51.327
<b>Track Length</b>	2.9689mi.
<b>Total Laps</b>	121
<b>Total Distance Covered</b>	359.2382mi.

### Session Fastest Lap History

NO	CL	NAME	LAP TIME	TIME OF DAY	LAP	VEHICLE
100	1000	Sam CRANSTONE	2:06.050	11:30:37.674	2	BMW S1000RR
100	1000	Sam CRANSTONE	2:05.765	11:32:43.438	3	BMW S1000RR
12	1000	Duncan BEDWELL	2:05.668	11:32:43.920	3	Kawasaki ZX10R
87	1000	Karl THOMPSON	2:05.439	11:32:44.101	3	Yamaha R1
12	1000	Duncan BEDWELL	2:04.164	11:34:48.084	4	Kawasaki ZX10R
12	1000	Duncan BEDWELL	2:03.268	11:36:51.351	5	Kawasaki ZX10R

### Session Leader History

NO	CL	NAME	FROM LAP	LAPS LED	DISTANCE	VEHICLE
87	1000	Karl THOMPSON	1	1	2.96 miles	Yamaha R1
100	1000	Sam CRANSTONE	2	2	5.93 miles	BMW S1000RR
12	1000	Duncan BEDWELL	4	2	5.93 miles	Kawasaki ZX10R

### Flag History

TYPE	TIME OF DAY
GREEN	11:26:17.417
FINISH	11:36:51.327

### Flag Statistics

TYPE	COUNT	TOTAL LAPS	TOTAL TIME
Green	1	5	12:59.140
Red	0	0	0.000
Safety Car	0	0	0.000
FCY	0	0	0.000

# BMCRC - MRO Championships 2023 - Rnd 3 @ Snetterton

## L&W Contractors BMCRC Rookie 600 & Rookie 1000

### RACE 3 - STATISTICS

CLASS : 1000

15 Starters

#### Fastest Lap History

NO	NAME	LAP TIME	TIME OF DAY	LAP	VEHICLE
100	Sam CRANSTONE	<b>2:06.050</b>	11:30:37.674	2	BMW S1000RR
100	Sam CRANSTONE	<b>2:05.765</b>	11:32:43.438	3	BMW S1000RR
12	Duncan BEDWELL	<b>2:05.668</b>	11:32:43.920	3	Kawasaki ZX10R
87	Karl THOMPSON	<b>2:05.439</b>	11:32:44.101	3	Yamaha R1
12	Duncan BEDWELL	<b>2:04.164</b>	11:34:48.084	4	Kawasaki ZX10R
12	Duncan BEDWELL	<b>2:03.268</b>	11:36:51.351	5	Kawasaki ZX10R

#### Leader History

NO	NAME	FROM LAP	LAPS LED	DISTANCE	VEHICLE
87	Karl THOMPSON	1	1	2.96 miles	Yamaha R1
100	Sam CRANSTONE	2	2	5.93 miles	BMW S1000RR
12	Duncan BEDWELL	4	2	5.93 miles	Kawasaki ZX10R

# BMCRC - MRO Championships 2023 - Rnd 3 @ Snetterton

## L&W Contractors BMCRC Rookie 600 & Rookie 1000

### RACE 3 - STATISTICS

**CLASS : 600**

10 Starters

#### Fastest Lap History

NO	NAME	LAP TIME	TIME OF DAY	LAP	VEHICLE
24	Callum MANLEY	2:11.796	11:31:36.100	2	Honda CBR600 RR

#### Leader History

NO	NAME	FROM LAP	LAPS LED	DISTANCE	VEHICLE
24	Callum MANLEY	1	5	14.84 miles	Honda CBR600 RR

# BMCRC - MRO Championships 2023 - Rnd 3 @ Snetterton

## L&W Contractors BMCRC Rookie 600 & Rookie 1000

### RACE 14 - GRID (5 Laps)



CONTRACTORS LTD

ROW 14	40 <b>911</b> Tom BRASTOCK		
ROW 13	39 <b>124</b> Mark STRUTT	38 <b>413</b> Paul CONSTANTINE	37 <b>122</b> James EGGINTON
ROW 12	36 <b>28</b> Tom WALKER	35 <b>127</b> Rhys QUANTRALL	34 <b>395</b> William NICHOLLS
ROW 11	33 <b>90</b> Tom ELLIOTT	32 <b>224</b> Dan PRICE	31 <b>65</b> Frank MONTINI
ROW 10	30 <b>52</b> Spencer CARRINGTON	29 <b>115</b> Brian MAHER	28 <b>825</b> Cody OWENS
ROW 9	27 <b>61</b> Jason GAMBLE	26 <b>4</b> Kallum BEDWELL	25 <b>24</b> Callum MANLEY
ROW 8			
ROW 7	21 <b>830</b> Daniel HOLT	20 <b>164</b> Paul BOXALL	19 <b>92</b> Shaun DAYKIN
ROW 6	18 <b>125</b> Matthew CHAM	17 <b>175</b> Arlindo PESTANA	16 <b>163</b> Riccardo BIGUZZI
ROW 5	15 <b>150</b> Stuart MELHUIISH	14 <b>13</b> Alex CAIRNS	13 <b>14</b> Alex YIANNI
ROW 4	12 <b>191</b> Maurice DAVEY	11 <b>56</b> Paul HARRIS	10 <b>81</b> Dan HARTLE
ROW 3	9 <b>36</b> Alan MORGAN	8 <b>23</b> Jason PAES	7 <b>123</b> James VINCER
ROW 2	6 <b>149</b> David WILKINS	5 <b>187</b> Scott DERMOTT	4 <b>33</b> Luke BLACKFORD
ROW 1	3 <b>100</b> Sam CRANSTONE	2 <b>87</b> Karl THOMPSON	1 <b>12</b> Duncan BEDWELL
<b>Pole</b>			

Snetterton 300: 2.9689 miles

These results are provisional until the conclusion of any judicial and technical matters.

Clerk Of Course :	Stewards :	Timekeeper : Richard Evans
-------------------	------------	----------------------------

Results can be found at [www.tsl-timing.com](http://www.tsl-timing.com)

Printed - 11:42 Sunday, 07 May 2023





# BMCRC - MRO Championships 2023 - Rnd 3 @ Snetterton

## L&W Contractors BMCRC Rookie 600 & Rookie 1000

### RACE 14 - CLASSIFICATION



CONTRACTORS LTD

POS	NO	CL	PIC NAME	ENTRY	LAPS	TIME	GAP	DIFF	MPH	BEST	ON
1	12	1000	1 Duncan BEDWELL	Kawasaki ZX10R - Connected to homes LTD	5	10:24.077			85.63	2:02.280	4
2	87	1000	2 Karl THOMPSON	Yamaha R1 - #Teamrace	5	10:28.529	4.452	4.452	85.02	2:03.075	5
3	100	1000	3 Sam CRANSTONE	BMW S1000RR -	5	10:29.123	5.046	0.594	84.94	2:03.999	5
4	33	1000	4 Luke BLACKFORD	Ducati 1299 - D5 graphics tyres4bikes	5	10:30.702	6.625	1.579	84.73	2:04.507	4
5	187	1000	5 Scott DERMOTT	Yamaha R1 - TwoClicksOut Racing	5	10:33.514	9.437	2.812	84.35	2:05.041	4
6	56	1000	6 Paul HARRIS	Kawasaki ZX10R -	5	10:37.669	13.592	4.155	83.80	2:04.637	4
7	36	1000	7 Alan MORGAN	Suzuki GSXR1000 - Little Duck Racing	5	10:46.991	22.914	9.322	82.59	2:07.355	3
8	149	1000	8 David WILKINS	Yamaha R1 - TwoClicksOut Racing	5	10:47.176	23.099	0.185	82.57	2:07.650	2
9	23	1000	9 Jason PAES	Aprilia RSV4 - J&R Electrical Ltd	5	10:47.928	23.851	0.752	82.47	2:07.704	4
10	123	1000	10 James VINCER	Kawasaki ZX 10 - A W RACING LTD	5	10:53.670	29.593	5.742	81.75	2:09.004	2
11	14	1000	11 Alex YIANNI	BMW S1000 RR -	5	11:20.699	56.622	27.029	78.50	2:12.674	5
12	191	1000	12 Maurice DAVEY	Suzuki GSXR 1000 - M D racing	5	11:21.157	57.080	0.458	78.45	2:12.153	5
13	24	600	1 Callum MANLEY	Honda CBR600 RR - Becs sweets, leeway building s	5	11:30.608	1:06.531	9.451	77.38	2:04.822	5
14	61	600	2 Jason GAMBLE	Kawasaki ZX6R - #TeamRace	5	11:31.191	1:07.114	0.583	77.31	2:05.406	5
15	13	1000	13 Alex CAIRNS	Suzuki GSXR1000 - Laguna Motorcycles	5	11:56.446	1:32.369	25.255	74.59	2:21.242	3
16	4	600	3 Kallum BEDWELL	Yamaha R6 - CTHL-Connected to homes ltd	5	11:59.832	1:35.755	3.386	74.24	2:10.958	4
17	115	600	4 Brian MAHER	Yamaha R6 -	5	12:03.847	1:39.770	4.015	73.82	2:11.598	4
18	825	600	5 Cody OWENS	Suzuki GSXR 600 -	5	12:17.428	1:53.351	13.581	72.46	2:13.435	5
19	65	600	6 Frank MONTINI	Triumph Daytona 675R - Sara Johnson	5	12:33.641	2:09.564	16.213	70.90	2:17.756	3
20	150	1000	14 Stuart MELHUIHSH	Honda CBR929 -	4	10:24.484	1 Lap	1 Lap	68.46	2:32.861	4
21	52	600	7 Spencer CARRINGTON	Yamaha R6 - seton tuning	4	10:26.578	1 Lap	2.094	68.23	2:20.769	2
22	224	600	8 Dan PRICE	Triumph Daytona 675R - WHF Racing	4	10:26.826	1 Lap	0.248	68.20	2:21.790	2
23	90	600	9 Tom ELLIOTT	Yamaha R6 - A. Harland Race Services	4	10:27.169	1 Lap	0.343	68.16	2:21.245	4
24	395	600	10 William NICHOLLS	Yamaha R6 - Will Nicholls Farriery	4	10:32.666	1 Lap	5.497	67.57	2:22.015	2

#### FASTEST LAP

12	1000	Duncan BEDWELL	Kawasaki ZX10R - Connected to homes LTD	4	2:02.280	87.40 mph	140.66 kph
24	600	Callum MANLEY	Honda CBR600 RR - Becs sweets, leeway building s	5	2:04.822	85.62 mph	137.80 kph

Class 1000 - 92.5% of Race Speed = 79.20 mph

Class 600 - 92.5% of Race Speed = 71.57 mph

Weather / Track : Sunny / Dry

These results are provisional until the conclusion of any judicial and technical matters.

Race Distance: 5 Laps / 14.84 miles

Snetterton 300: 2.9689 miles

Date: 07/05/2023 Start: 15:25 Finish: 15:35

Clerk Of Course :	Stewards :	Timekeeper : Richard Evans
-------------------	------------	----------------------------

Results can be found at [www.tsl-timing.com](http://www.tsl-timing.com)

Printed - 15:38 Sunday, 07 May 2023



# BMCRC - MRO Championships 2023 - Rnd 3 @ Snetterton

## L&W Contractors BMCRC Rookie 600 & Rookie 1000

### RACE 14 - LAP CHART

#### LAP 1 @ 15:27:29.342

NO	BEHIND	LAP TIME
12		2:08.881
87	1.325	2:10.206
100	1.357	2:10.238
187	2.130	2:11.011
33	2.807	2:11.688
149	5.445	2:14.326
56	5.521	2:14.402
36	6.033	2:14.914
23	6.728	2:15.609
123	7.222	2:16.103
14	13.054	2:21.935
191	13.416	2:22.297
13	19.567	2:28.448
150	33.227	2:42.108
24	58.118	3:06.999
61	58.535	3:07.416
4	1:02.982	3:11.863
115	1:03.943	3:12.824
825	1:05.198	3:14.079
65	1:09.903	3:18.784
224	1:10.483	3:19.364
52	1:11.331	3:20.212
90	1:13.961	3:22.842
395	1:16.512	3:25.393

#### LAP 2 @ 15:29:31.901

NO	BEHIND	LAP TIME
12		2:02.559
87	3.475	2:04.709
100	3.855	2:05.057
187	5.063	2:05.492
33	5.099	2:04.851
56	8.295	2:05.333
149	10.536	2:07.650
36	11.590	2:08.116
23	12.431	2:08.262
123	13.667	2:09.004
14	27.483	2:16.988
191	27.874	2:17.017
13	39.250	2:22.242
24	1:02.779	2:07.220
61	1:03.129	2:07.153
150	1:06.240	2:35.572
4	1:12.636	2:12.213
115	1:14.125	2:12.741
825	1:20.172	2:17.533
65	1:26.227	2:18.883
52	1:29.541	2:20.769
224	1:29.714	2:21.790
90	1:33.232	2:21.830
395	1:35.968	2:22.015

#### LAP 3 @ 15:31:35.916

NO	BEHIND	LAP TIME
12		2:04.015
87	4.862	2:05.402
100	5.074	2:05.234
33	6.181	2:05.097
187	6.999	2:05.951
56	10.743	2:06.463
149	14.663	2:08.142
36	14.930	2:07.355

23	16.599	2:08.183
123	18.917	2:09.265
14	39.279	2:15.811
191	39.611	2:15.752
13	56.477	2:21.242
61	1:04.678	2:05.564
24	1:04.679	2:05.915
4	1:21.084	2:12.463
115	1:23.546	2:13.436
825	1:34.419	2:18.262
150	1:36.168	2:33.943
65	1:39.968	2:17.756
52	1:47.506	2:21.980
224	1:48.802	2:23.103
90	1:50.469	2:21.252
395	1:54.356	2:22.403

#### LAP 4 @ 15:33:38.196

NO	BEHIND	LAP TIME
12		2:02.280
100	7.389	2:04.595
87	7.719	2:05.137
33	8.408	2:04.507
187	9.760	2:05.041
56	13.100	2:04.637
149	20.559	2:08.176
36	20.953	2:08.303
23	22.023	2:07.704
123	26.905	2:10.268
14	50.290	2:13.291
191	51.269	2:13.938
61	1:08.050	2:05.652
24	1:08.051	2:05.652
13	1:16.092	2:21.895
4	1:29.762	2:10.958
115	1:32.864	2:11.598
825	1:46.258	2:14.119
65	1:56.154	2:18.466

#### LAP 5 @ 15:35:44.538

NO	BEHIND	LAP TIME
12		2:06.342
150	1 Lap	2:32.861
52	1 Lap	2:23.617
224	1 Lap	2:22.569
90	1 Lap	2:21.245
87	4.452	2:03.075
100	5.046	2:03.999
33	6.625	2:04.559
395	1 Lap	2:22.855
187	9.437	2:06.019
56	13.592	2:06.834
36	22.914	2:08.303
149	23.099	2:08.882
23	23.851	2:08.170
123	29.593	2:09.030
14	56.622	2:12.674
191	57.080	2:12.153
24	1:06.531	2:04.822
61	1:07.114	2:05.406
13	1:32.369	2:22.619
4	1:35.755	2:12.335
115	1:39.770	2:13.248
825	1:53.351	2:13.435
65	2:09.564	2:19.752

# BMCRC - MRO Championships 2023 - Rnd 3 @ Snetterton

## L&W Contractors BMCRC Rookie 600 & Rookie 1000

### RACE 14 - POSITION CHART

No	Name	Lap Pos	Lap				
			1	2	3	4	5
12	BEDWELL	1	12	12	12	12	12
87	THOMPSON	2	87	87	87	100	87
100	CRANSTONE	3	100	100	100	87	100
33	BLACKFORD	4	187	187	33	33	33
187	DERMOTT	5	33	33	187	187	187
149	WILKINS	6	149	56	56	56	56
123	VINCER	7	56	149	149	149	36
23	PAES	8	36	36	36	36	149
36	MORGAN	9	23	23	23	23	23
56	HARRIS	10	123	123	123	123	123
191	DAVEY	11	14	14	14	14	14
14	YIANNI	12	191	191	191	191	191
13	CAIRNS	13	13	13	13	61	24
150	MELHUIISH	14	150	24	61	24	61
24	MANLEY	15	24	61	24	13	13
4	BEDWELL	16	61	150	4	4	4
61	GAMBLE	17	4	4	115	115	115
825	OWENS	18	115	115	825	825	825
115	MAHER	19	825	825	150	65	65
52	CARRINGTON	20	65	65	65	150	
65	MONTINI	21	224	52	52	52	
224	PRICE	22	52	224	224	224	
90	ELLIOTT	23	90	90	90	90	
395	NICHOLLS	24	395	395	395	395	

# BMCRC - MRO Championships 2023 - Rnd 3 @ Snetterton

## L&W Contractors BMCRC Rookie 600 & Rookie 1000

### RACE 14 - SECTOR ANALYSIS



SECTOR 1 = FL to I1, SECTOR 2 = I1 to FL, DIFF = Difference To Personal Best Lap, P = Crossed Finish Line in Pit Lane, D = Time Disallowed

P1 12 1000		Duncan BEDWELL		Kawasaki ZX10R - Connected to homes LTD			
IDEAL LAP TIME : 2:02.280		BEST LAP TIME : 2:02.280		DIFFERENCE : 0.000			
LAP	SECTOR 1	SECTOR 2	LAP TIME	MPH	DIFF	TIME OF DAY	
1 -		41.845	2:08.881	82.92	6.601	15:27:29.342	
2 -	1:21.182	41.377	2:02.559 (2)	87.20	0.279	15:29:31.901	
3 -	1:22.611	41.404	2:04.015 (3)	86.18	1.735	15:31:35.916	
4 -	<b>1:20.956</b>	<b>41.324</b>	<b>2:02.280 (1)</b>	<b>87.40</b>		<b>15:33:38.196</b>	
5 -	1:21.576	44.766	2:06.342	84.59	4.062	15:35:44.538	

P2 87 1000		Karl THOMPSON		Yamaha R1 - #Teamrace			
IDEAL LAP TIME : 2:03.075		BEST LAP TIME : 2:03.075		DIFFERENCE : 0.000			
LAP	SECTOR 1	SECTOR 2	LAP TIME	MPH	DIFF	TIME OF DAY	
1 -		42.267	2:10.206	82.08	7.131	15:27:30.667	
2 -	1:22.478	42.231	2:04.709 (2)	85.70	1.634	15:29:35.376	
3 -	1:23.344	42.058	2:05.402	85.23	2.327	15:31:40.778	
4 -	1:23.381	41.756	2:05.137 (3)	85.41	2.062	15:33:45.915	
5 -	<b>1:21.649</b>	<b>41.426</b>	<b>2:03.075 (1)</b>	<b>86.84</b>		<b>15:35:48.990</b>	

P3 100 1000		Sam CRANSTONE		BMW S1000RR -			
IDEAL LAP TIME : 2:03.960		BEST LAP TIME : 2:03.999		DIFFERENCE : 0.039			
LAP	SECTOR 1	SECTOR 2	LAP TIME	MPH	DIFF	TIME OF DAY	
1 -		42.668	2:10.238	82.06	6.239	15:27:30.699	
2 -	1:23.233	<b>41.824</b>	2:05.057 (3)	85.46	1.058	15:29:35.756	
3 -	1:23.363	41.871	2:05.234	85.34	1.235	15:31:40.990	
4 -	1:22.696	41.899	2:04.595 (2)	85.78	0.596	15:33:45.585	
5 -	<b>1:22.136</b>	41.863	<b>2:03.999 (1)</b>	<b>86.19</b>		<b>15:35:49.584</b>	

P4 33 1000		Luke BLACKFORD		Ducati 1299 - D5 graphics tyres4bikes			
IDEAL LAP TIME : 2:04.045		BEST LAP TIME : 2:04.507		DIFFERENCE : 0.462			
LAP	SECTOR 1	SECTOR 2	LAP TIME	MPH	DIFF	TIME OF DAY	
1 -		<b>42.066</b>	2:11.688	81.16	7.181	15:27:32.149	
2 -	1:22.597	42.254	2:04.851 (3)	85.60	0.344	15:29:37.000	
3 -	1:22.484	42.613	2:05.097	85.43	0.590	15:31:42.097	
4 -	1:22.402	42.105	<b>2:04.507 (1)</b>	<b>85.84</b>		<b>15:33:46.604</b>	
5 -	<b>1:21.979</b>	42.580	2:04.559 (2)	85.80	0.052	15:35:51.163	

P5 187 1000		Scott DERMOTT		Yamaha R1 - TwoClicksOut Racing			
IDEAL LAP TIME : 2:05.041		BEST LAP TIME : 2:05.041		DIFFERENCE : 0.000			
LAP	SECTOR 1	SECTOR 2	LAP TIME	MPH	DIFF	TIME OF DAY	
1 -		42.383	2:11.011	81.58	5.970	15:27:31.472	
2 -	1:23.047	42.445	2:05.492 (2)	85.16	0.451	15:29:36.964	
3 -	1:23.701	42.250	2:05.951 (3)	84.85	0.910	15:31:42.915	
4 -	<b>1:22.983</b>	<b>42.058</b>	<b>2:05.041 (1)</b>	<b>85.47</b>		<b>15:33:47.956</b>	
5 -	1:23.182	42.837	2:06.019	84.81	0.978	15:35:53.975	

P6 56 1000		Paul HARRIS		Kawasaki ZX10R -			
IDEAL LAP TIME : 2:04.637		BEST LAP TIME : 2:04.637		DIFFERENCE : 0.000			
LAP	SECTOR 1	SECTOR 2	LAP TIME	MPH	DIFF	TIME OF DAY	
1 -		42.663	2:14.402	79.52	9.765	15:27:34.863	
2 -	1:23.370	41.963	2:05.333 (2)	85.27	0.696	15:29:40.196	
3 -	1:24.112	42.351	2:06.463 (3)	84.51	1.826	15:31:46.659	
4 -	<b>1:22.785</b>	<b>41.852</b>	<b>2:04.637 (1)</b>	<b>85.75</b>		<b>15:33:51.296</b>	
5 -	1:24.417	42.417	2:06.834	84.26	2.197	15:35:58.130	

# BMCRC - MRO Championships 2023 - Rnd 3 @ Snetterton

## L&W Contractors BMCRC Rookie 600 & Rookie 1000

### RACE 14 - SECTOR ANALYSIS



SECTOR 1 = FL to I1, SECTOR 2 = I1 to FL, DIFF = Difference To Personal Best Lap, P = Crossed Finish Line in Pit Lane, D = Time Disallowed

P7 36 1000 Alan MORGAN		Suzuki GSXR1000 - Little Duck Racing				
IDEAL LAP TIME : 2:06.765		BEST LAP TIME : 2:07.355		DIFFERENCE : 0.590		
LAP	SECTOR 1	SECTOR 2	LAP TIME	MPH	DIFF	TIME OF DAY
1 -		43.324	2:14.914	79.22	7.559	15:27:35.375
2 -	1:25.131	42.985	2:08.116 (2)	83.42	0.761	15:29:43.491
3 -	<b>1:24.180</b>	43.175	<b>2:07.355 (1)</b>	<b>83.92</b>		<b>15:31:50.846</b>
4 -	1:25.718	<b>42.585</b>	2:08.303 (3)	83.30	0.948	15:33:59.149
5 -	1:25.138	43.165	2:08.303 (3)	83.30	0.948	15:36:07.452

P8 149 1000 David WILKINS		Yamaha R1 - TwoClicksOut Racing				
IDEAL LAP TIME : 2:07.650		BEST LAP TIME : 2:07.650		DIFFERENCE : 0.000		
LAP	SECTOR 1	SECTOR 2	LAP TIME	MPH	DIFF	TIME OF DAY
1 -		43.296	2:14.326	79.56	6.676	15:27:34.787
2 -	<b>1:24.364</b>	<b>43.286</b>	<b>2:07.650 (1)</b>	<b>83.72</b>		<b>15:29:42.437</b>
3 -	1:24.588	43.554	2:08.142 (2)	83.40	0.492	15:31:50.579
4 -	1:24.665	43.511	2:08.176 (3)	83.38	0.526	15:33:58.755
5 -	1:25.463	43.419	2:08.882	82.92	1.232	15:36:07.637

P9 23 1000 Jason PAES		Aprilia RSV4 - J&R Electrical Ltd				
IDEAL LAP TIME : 2:07.605		BEST LAP TIME : 2:07.704		DIFFERENCE : 0.099		
LAP	SECTOR 1	SECTOR 2	LAP TIME	MPH	DIFF	TIME OF DAY
1 -		43.355	2:15.609	78.81	7.905	15:27:36.070
2 -	1:25.298	42.964	2:08.262	83.33	0.558	15:29:44.332
3 -	<b>1:24.745</b>	43.438	2:08.183 (3)	83.38	0.479	15:31:52.515
4 -	1:24.844	<b>42.860</b>	<b>2:07.704 (1)</b>	<b>83.69</b>		<b>15:34:00.219</b>
5 -	1:25.121	43.049	2:08.170 (2)	83.38	0.466	15:36:08.389

P10 123 1000 James VINCER		Kawasaki ZX 10 - A W RACING LTD				
IDEAL LAP TIME : 2:08.634		BEST LAP TIME : 2:09.004		DIFFERENCE : 0.370		
LAP	SECTOR 1	SECTOR 2	LAP TIME	MPH	DIFF	TIME OF DAY
1 -		<b>43.582</b>	2:16.103	78.52	7.099	15:27:36.564
2 -	1:25.187	43.817	<b>2:09.004 (1)</b>	<b>82.85</b>		<b>15:29:45.568</b>
3 -	1:25.617	43.648	2:09.265 (3)	82.68	0.261	15:31:54.833
4 -	1:26.020	44.248	2:10.268	82.04	1.264	15:34:05.101
5 -	<b>1:25.052</b>	43.978	2:09.030 (2)	82.83	0.026	15:36:14.131

P11 14 1000 Alex YIANNI		BMW S1000 RR -				
IDEAL LAP TIME : 2:12.226		BEST LAP TIME : 2:12.674		DIFFERENCE : 0.448		
LAP	SECTOR 1	SECTOR 2	LAP TIME	MPH	DIFF	TIME OF DAY
1 -		46.358	2:21.935	75.30	9.261	15:27:42.396
2 -	1:30.463	46.525	2:16.988	78.02	4.314	15:29:59.384
3 -	1:30.020	45.791	2:15.811 (3)	78.69	3.137	15:32:15.195
4 -	<b>1:27.790</b>	45.501	2:13.291 (2)	80.18	0.617	15:34:28.486
5 -	1:28.238	<b>44.436</b>	<b>2:12.674 (1)</b>	<b>80.55</b>		<b>15:36:41.160</b>

P12 191 1000 Maurice DAVEY		Suzuki GSXR 1000 - M D racing				
IDEAL LAP TIME : 2:12.153		BEST LAP TIME : 2:12.153		DIFFERENCE : 0.000		
LAP	SECTOR 1	SECTOR 2	LAP TIME	MPH	DIFF	TIME OF DAY
1 -		46.140	2:22.297	75.11	10.144	15:27:42.758
2 -	1:30.555	46.462	2:17.017	78.00	4.864	15:29:59.775
3 -	1:29.632	46.120	2:15.752 (3)	78.73	3.599	15:32:15.527
4 -	1:28.232	45.706	2:13.938 (2)	79.79	1.785	15:34:29.465
5 -	<b>1:27.935</b>	<b>44.218</b>	<b>2:12.153 (1)</b>	<b>80.87</b>		<b>15:36:41.618</b>

# BMCRC - MRO Championships 2023 - Rnd 3 @ Snetterton

## L&W Contractors BMCRC Rookie 600 & Rookie 1000

### RACE 14 - SECTOR ANALYSIS



SECTOR 1 = FL to I1, SECTOR 2 = I1 to FL, DIFF = Difference To Personal Best Lap, P = Crossed Finish Line in Pit Lane, D = Time Disallowed

P13 24 600		Callum MANLEY		Honda CBR600 RR - Becs sweets, leeway building services			
IDEAL LAP TIME : 2:04.822		BEST LAP TIME : 2:04.822		DIFFERENCE : 0.000			
LAP	SECTOR 1	SECTOR 2	LAP TIME	MPH	DIFF	TIME OF DAY	
1 -		43.363	3:06.999	57.15	1:02.177	15:28:27.460	
2 -	1:24.128	43.092	2:07.220	84.01	2.398	15:30:34.680	
3 -	1:23.751	42.164	2:05.915 (3)	84.88	1.093	15:32:40.595	
4 -	1:23.762	41.890	2:05.652 (2)	85.06	0.830	15:34:46.247	
5 -	<b>1:22.939</b>	<b>41.883</b>	<b>2:04.822 (1)</b>	<b>85.62</b>		<b>15:36:51.069</b>	

P14 61 600		Jason GAMBLE		Kawasaki ZX6R - #TeamRace			
IDEAL LAP TIME : 2:05.309		BEST LAP TIME : 2:05.406		DIFFERENCE : 0.097			
LAP	SECTOR 1	SECTOR 2	LAP TIME	MPH	DIFF	TIME OF DAY	
1 -		43.180	3:07.416	57.02	1:02.010	15:28:27.877	
2 -	1:24.152	43.001	2:07.153	84.05	1.747	15:30:35.030	
3 -	<b>1:23.049</b>	42.515	2:05.564 (2)	85.12	0.158	15:32:40.594	
4 -	1:23.346	42.306	2:05.652 (3)	85.06	0.246	15:34:46.246	
5 -	1:23.146	<b>42.260</b>	<b>2:05.406 (1)</b>	<b>85.22</b>		<b>15:36:51.652</b>	

P15 13 1000		Alex CAIRNS		Suzuki GSXR1000 - Laguna Motorcycles			
IDEAL LAP TIME : 2:21.057		BEST LAP TIME : 2:21.242		DIFFERENCE : 0.185			
LAP	SECTOR 1	SECTOR 2	LAP TIME	MPH	DIFF	TIME OF DAY	
1 -		48.435	2:28.448	71.99	7.206	15:27:48.909	
2 -	1:33.963	48.279	2:22.242 (3)	75.14	1.000	15:30:11.151	
3 -	1:33.751	<b>47.491</b>	<b>2:21.242 (1)</b>	<b>75.67</b>		<b>15:32:32.393</b>	
4 -	<b>1:33.566</b>	48.329	2:21.895 (2)	75.32	0.653	15:34:54.288	
5 -	1:34.663	47.956	2:22.619	74.94	1.377	15:37:16.907	

P16 4 600		Kallum BEDWELL		Yamaha R6 - CTHL-Connected to homes ltd			
IDEAL LAP TIME : 2:10.818		BEST LAP TIME : 2:10.958		DIFFERENCE : 0.140			
LAP	SECTOR 1	SECTOR 2	LAP TIME	MPH	DIFF	TIME OF DAY	
1 -		45.216	3:11.863	55.70	1:00.905	15:28:32.324	
2 -	1:27.258	44.955	2:12.213 (2)	80.83	1.255	15:30:44.537	
3 -	1:27.605	44.858	2:12.463	80.68	1.505	15:32:57.000	
4 -	1:26.730	<b>44.228</b>	<b>2:10.958 (1)</b>	<b>81.61</b>		<b>15:35:07.958</b>	
5 -	<b>1:26.590</b>	45.745	2:12.335 (3)	80.76	1.377	15:37:20.293	

P17 115 600		Brian MAHER		Yamaha R6 -			
IDEAL LAP TIME : 2:11.598		BEST LAP TIME : 2:11.598		DIFFERENCE : 0.000			
LAP	SECTOR 1	SECTOR 2	LAP TIME	MPH	DIFF	TIME OF DAY	
1 -		45.153	3:12.824	55.42	1:01.226	15:28:33.285	
2 -	1:27.805	44.936	2:12.741 (2)	80.51	1.143	15:30:46.026	
3 -	1:27.853	45.583	2:13.436	80.09	1.838	15:32:59.462	
4 -	<b>1:26.924</b>	<b>44.674</b>	<b>2:11.598 (1)</b>	<b>81.21</b>		<b>15:35:11.060</b>	
5 -	1:27.427	45.821	2:13.248 (3)	80.21	1.650	15:37:24.308	

P18 825 600		Cody OWENS		Suzuki GSXR 600 -			
IDEAL LAP TIME : 2:12.880		BEST LAP TIME : 2:13.435		DIFFERENCE : 0.555			
LAP	SECTOR 1	SECTOR 2	LAP TIME	MPH	DIFF	TIME OF DAY	
1 -		<b>45.090</b>	3:14.079	55.07	1:00.644	15:28:34.540	
2 -	1:28.226	49.307	2:17.533 (3)	77.71	4.098	15:30:52.073	
3 -	1:31.904	46.358	2:18.262	77.30	4.827	15:33:10.335	
4 -	1:28.610	45.509	2:14.119 (2)	79.69	0.684	15:35:24.454	
5 -	<b>1:27.790</b>	45.645	<b>2:13.435 (1)</b>	<b>80.09</b>		<b>15:37:37.889</b>	

# BMCRC - MRO Championships 2023 - Rnd 3 @ Snetterton

## L&W Contractors BMCRC Rookie 600 & Rookie 1000

### RACE 14 - SECTOR ANALYSIS



SECTOR 1 = FL to I1, SECTOR 2 = I1 to FL, DIFF = Difference To Personal Best Lap, P = Crossed Finish Line in Pit Lane, D = Time Disallowed

P19 65 600 Frank MONTINI		Triumph Daytona 675R - Sara Johnson				
IDEAL LAP TIME : 2:17.680		BEST LAP TIME : 2:17.756		DIFFERENCE : 0.076		
LAP	SECTOR 1	SECTOR 2	LAP TIME	MPH	DIFF	TIME OF DAY
1 -		47.658	3:18.784	53.76	1:01.028	15:28:39.245
2 -	1:31.830	<b>47.053</b>	2:18.883 (3)	76.95	1.127	15:30:58.128
3 -	<b>1:30.627</b>	47.129	<b>2:17.756 (1)</b>	<b>77.58</b>		<b>15:33:15.884</b>
4 -	1:31.343	47.123	2:18.466 (2)	77.18	0.710	15:35:34.350
5 -	1:32.194	47.558	2:19.752	76.47	1.996	15:37:54.102

P20 150 1000 Stuart MELHUIH		Honda CBR929 -				
IDEAL LAP TIME : 2:32.861		BEST LAP TIME : 2:32.861		DIFFERENCE : 0.000		
LAP	SECTOR 1	SECTOR 2	LAP TIME	MPH	DIFF	TIME OF DAY
1 -		54.121	2:42.108	65.93	9.247	15:28:02.569
2 -	1:42.632	52.940	2:35.572 (3)	68.70	2.711	15:30:38.141
3 -	1:41.694	52.249	2:33.943 (2)	69.42	1.082	15:33:12.084
4 -	<b>1:40.867</b>	<b>51.994</b>	<b>2:32.861 (1)</b>	<b>69.92</b>		<b>15:35:44.945</b>

P21 52 600 Spencer CARRINGTON		Yamaha R6 - seton tuning				
IDEAL LAP TIME : 2:20.769		BEST LAP TIME : 2:20.769		DIFFERENCE : 0.000		
LAP	SECTOR 1	SECTOR 2	LAP TIME	MPH	DIFF	TIME OF DAY
1 -		47.345	3:20.212	53.38	59.443	15:28:40.673
2 -	<b>1:33.646</b>	<b>47.123</b>	<b>2:20.769 (1)</b>	<b>75.92</b>		<b>15:31:01.442</b>
3 -	1:33.779	48.201	2:21.980 (2)	75.27	1.211	15:33:23.422
4 -	1:35.458	48.159	2:23.617 (3)	74.42	2.848	15:35:47.039

P22 224 600 Dan PRICE		Triumph Daytona 675R - WHF Racing				
IDEAL LAP TIME : 2:20.566		BEST LAP TIME : 2:21.790		DIFFERENCE : 1.224		
LAP	SECTOR 1	SECTOR 2	LAP TIME	MPH	DIFF	TIME OF DAY
1 -		<b>47.160</b>	3:19.364	53.61	57.574	15:28:39.825
2 -	<b>1:33.406</b>	48.384	<b>2:21.790 (1)</b>	<b>75.37</b>		<b>15:31:01.615</b>
3 -	1:34.889	48.214	2:23.103 (3)	74.68	1.313	15:33:24.718
4 -	1:34.348	48.221	2:22.569 (2)	74.96	0.779	15:35:47.287

P23 90 600 Tom ELLIOTT		Yamaha R6 - A. Harland Race Services				
IDEAL LAP TIME : 2:20.960		BEST LAP TIME : 2:21.245		DIFFERENCE : 0.285		
LAP	SECTOR 1	SECTOR 2	LAP TIME	MPH	DIFF	TIME OF DAY
1 -		48.726	3:22.842	52.69	1:01.597	15:28:43.303
2 -	1:33.430	48.400	2:21.830 (3)	75.35	0.585	15:31:05.133
3 -	<b>1:32.666</b>	48.586	2:21.252 (2)	75.66	0.007	15:33:26.385
4 -	1:32.951	<b>48.294</b>	<b>2:21.245 (1)</b>	<b>75.67</b>		<b>15:35:47.630</b>

P24 395 600 William NICHOLLS		Yamaha R6 - Will Nicholls Farriery				
IDEAL LAP TIME : 2:22.001		BEST LAP TIME : 2:22.015		DIFFERENCE : 0.014		
LAP	SECTOR 1	SECTOR 2	LAP TIME	MPH	DIFF	TIME OF DAY
1 -		49.406	3:25.393	52.03	1:03.378	15:28:45.854
2 -	1:33.013	<b>49.002</b>	<b>2:22.015 (1)</b>	<b>75.26</b>		<b>15:31:07.869</b>
3 -	<b>1:32.999</b>	49.404	2:22.403 (2)	75.05	0.388	15:33:30.272
4 -	1:33.221	49.634	2:22.855 (3)	74.81	0.840	15:35:53.127

# BMCRC - MRO Championships 2023 - Rnd 3 @ Snetterton

## L&W Contractors BMCRC Rookie 600 & Rookie 1000

### RACE 14 - BEST SECTORS

SECTOR 1			SECTOR 2			IDEAL / BEST COMPARISON						
POS	NO	NAME	TIME	NO	NAME	TIME	POS	NO	NAME	IDEAL	BEST	DIFF
									<b>PERFECT LAP</b>	<b>2:02.280</b>		
1	12	BEDWELL	<b>1:20.956</b>	12	BEDWELL	<b>41.324</b>	1	12	BEDWELL	2:02.280	2:02.280	<b>0.000</b>
2	87	THOMPSON	<b>1:21.649</b>	87	THOMPSON	<b>41.426</b>	2	87	THOMPSON	2:03.075	2:03.075	<b>0.000</b>
3	33	BLACKFORD	<b>1:21.979</b>	100	CRANSTONE	<b>41.824</b>	3	100	CRANSTONE	2:03.960	2:03.999	<b>0.039</b>
4	100	CRANSTONE	<b>1:22.136</b>	56	HARRIS	<b>41.852</b>	4	33	BLACKFORD	2:04.045	2:04.507	<b>0.462</b>
5	56	HARRIS	<b>1:22.785</b>	24	MANLEY	<b>41.883</b>	5	56	HARRIS	2:04.637	2:04.637	<b>0.000</b>
6	24	MANLEY	<b>1:22.939</b>	187	DERMOTT	<b>42.058</b>	6	24	MANLEY	2:04.822	2:04.822	<b>0.000</b>
7	187	DERMOTT	<b>1:22.983</b>	33	BLACKFORD	<b>42.066</b>	7	187	DERMOTT	2:05.041	2:05.041	<b>0.000</b>
8	61	GAMBLE	<b>1:23.049</b>	61	GAMBLE	<b>42.260</b>	8	61	GAMBLE	2:05.309	2:05.406	<b>0.097</b>
9	36	MORGAN	<b>1:24.180</b>	36	MORGAN	<b>42.585</b>	9	36	MORGAN	2:06.765	2:07.355	<b>0.590</b>
10	149	WILKINS	<b>1:24.364</b>	23	PAES	<b>42.860</b>	10	23	PAES	2:07.605	2:07.704	<b>0.099</b>
11	23	PAES	<b>1:24.745</b>	149	WILKINS	<b>43.286</b>	11	149	WILKINS	2:07.650	2:07.650	<b>0.000</b>
12	123	VINCER	<b>1:25.052</b>	123	VINCER	<b>43.582</b>	12	123	VINCER	2:08.634	2:09.004	<b>0.370</b>
13	4	BEDWELL	<b>1:26.590</b>	191	DAVEY	<b>44.218</b>	13	4	BEDWELL	2:10.818	2:10.958	<b>0.140</b>
14	115	MAHER	<b>1:26.924</b>	4	BEDWELL	<b>44.228</b>	14	115	MAHER	2:11.598	2:11.598	<b>0.000</b>
15	14	YIANNI	<b>1:27.790</b>	14	YIANNI	<b>44.436</b>	15	191	DAVEY	2:12.153	2:12.153	<b>0.000</b>
16	825	OWENS	<b>1:27.790</b>	115	MAHER	<b>44.674</b>	16	14	YIANNI	2:12.226	2:12.674	<b>0.448</b>
17	191	DAVEY	<b>1:27.935</b>	825	OWENS	<b>45.090</b>	17	825	OWENS	2:12.880	2:13.435	<b>0.555</b>
18	65	MONTINI	<b>1:30.627</b>	65	MONTINI	<b>47.053</b>	18	65	MONTINI	2:17.680	2:17.756	<b>0.076</b>
19	90	ELLIOTT	<b>1:32.666</b>	52	CARRINGTON	<b>47.123</b>	19	224	PRICE	2:20.566	2:21.790	<b>1.224</b>
20	395	NICHOLLS	<b>1:32.999</b>	224	PRICE	<b>47.160</b>	20	52	CARRINGTON	2:20.769	2:20.769	<b>0.000</b>
21	224	PRICE	<b>1:33.406</b>	13	CAIRNS	<b>47.491</b>	21	90	ELLIOTT	2:20.960	2:21.245	<b>0.285</b>
22	13	CAIRNS	<b>1:33.566</b>	90	ELLIOTT	<b>48.294</b>	22	13	CAIRNS	2:21.057	2:21.242	<b>0.185</b>
23	52	CARRINGTON	<b>1:33.646</b>	395	NICHOLLS	<b>49.002</b>	23	395	NICHOLLS	2:22.001	2:22.015	<b>0.014</b>
24	150	MELHUISH	<b>1:40.867</b>	150	MELHUISH	<b>51.994</b>	24	150	MELHUISH	2:32.861	2:32.861	<b>0.000</b>



# BMCRC - MRO Championships 2023 - Rnd 3 @ Snetterton

## L&W Contractors BMCRC Rookie 600 & Rookie 1000

### RACE 14 - STATISTICS

**Competitors Started** 24  
**Planned Start** 2023-05-07 @ 15:10:00.000  
**Actual Start** 2023-05-07 @ 15:25:20.460  
**Finish Time** 2023-05-07 @ 15:35:44.537  
**Track Length** 2.9689mi.  
**Total Laps** 115  
**Total Distance Covered** 341.4248mi.

#### Session Fastest Lap History

NO	CL	NAME	LAP TIME	TIME OF DAY	LAP	VEHICLE
12	1000	Duncan BEDWELL	<b>2:02.559</b>	15:29:31.927	2	Kawasaki ZX10R
12	1000	Duncan BEDWELL	<b>2:02.280</b>	15:33:38.221	4	Kawasaki ZX10R

#### Session Leader History

NO	CL	NAME	FROM LAP	LAPS LED	DISTANCE	VEHICLE
12	1000	Duncan BEDWELL	1	5	14.84 miles	Kawasaki ZX10R

#### Flag History

TYPE	TIME OF DAY
GREEN	15:25:20.460
FINISH	15:35:44.537

#### Flag Statistics

TYPE	COUNT	TOTAL LAPS	TOTAL TIME
Green	1	5	12:38.643
Red	0	0	0.000
Safety Car	0	0	0.000
FCY	0	0	0.000

# BMCRC - MRO Championships 2023 - Rnd 3 @ Snetterton

## L&W Contractors BMCRC Rookie 600 & Rookie 1000

### RACE 14 - STATISTICS

**CLASS : 1000**

14 Starters

#### Fastest Lap History

NO	NAME	LAP TIME	TIME OF DAY	LAP	VEHICLE
12	Duncan BEDWELL	<b>2:02.559</b>	15:29:31.927	2	Kawasaki ZX10R
12	Duncan BEDWELL	<b>2:02.280</b>	15:33:38.221	4	Kawasaki ZX10R

#### Leader History

NO	NAME	FROM LAP	LAPS LED	DISTANCE	VEHICLE
12	Duncan BEDWELL	1	5	14.84 miles	Kawasaki ZX10R

# BMCRC - MRO Championships 2023 - Rnd 3 @ Snetterton

## L&W Contractors BMCRC Rookie 600 & Rookie 1000

### RACE 14 - STATISTICS

CLASS : 600

10 Starters

#### Fastest Lap History

NO	NAME	LAP TIME	TIME OF DAY	LAP	VEHICLE
24	Callum MANLEY	<b>2:07.220</b>	15:30:34.679	2	Honda CBR600 RR
61	Jason GAMBLE	<b>2:07.153</b>	15:30:35.049	2	Kawasaki ZX6R
61	Jason GAMBLE	<b>2:05.564</b>	15:32:40.594	3	Kawasaki ZX6R
24	Callum MANLEY	<b>2:04.822</b>	15:36:51.068	5	Honda CBR600 RR

#### Leader History

NO	NAME	FROM LAP	LAPS LED	DISTANCE	VEHICLE
24	Callum MANLEY	1	2	5.93 miles	Honda CBR600 RR
61	Jason GAMBLE	3	2	5.93 miles	Kawasaki ZX6R
24	Callum MANLEY	5	1	2.96 miles	Honda CBR600 RR



# BMCRC F1 & F2 SIDECARS



BMCRC-MRO Championships - Round 3

Snetterton 300

6<sup>th</sup> / 7<sup>th</sup> May 2023



Timing & Results Provided by Timing Solutions Ltd

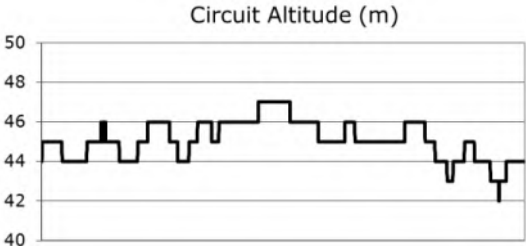
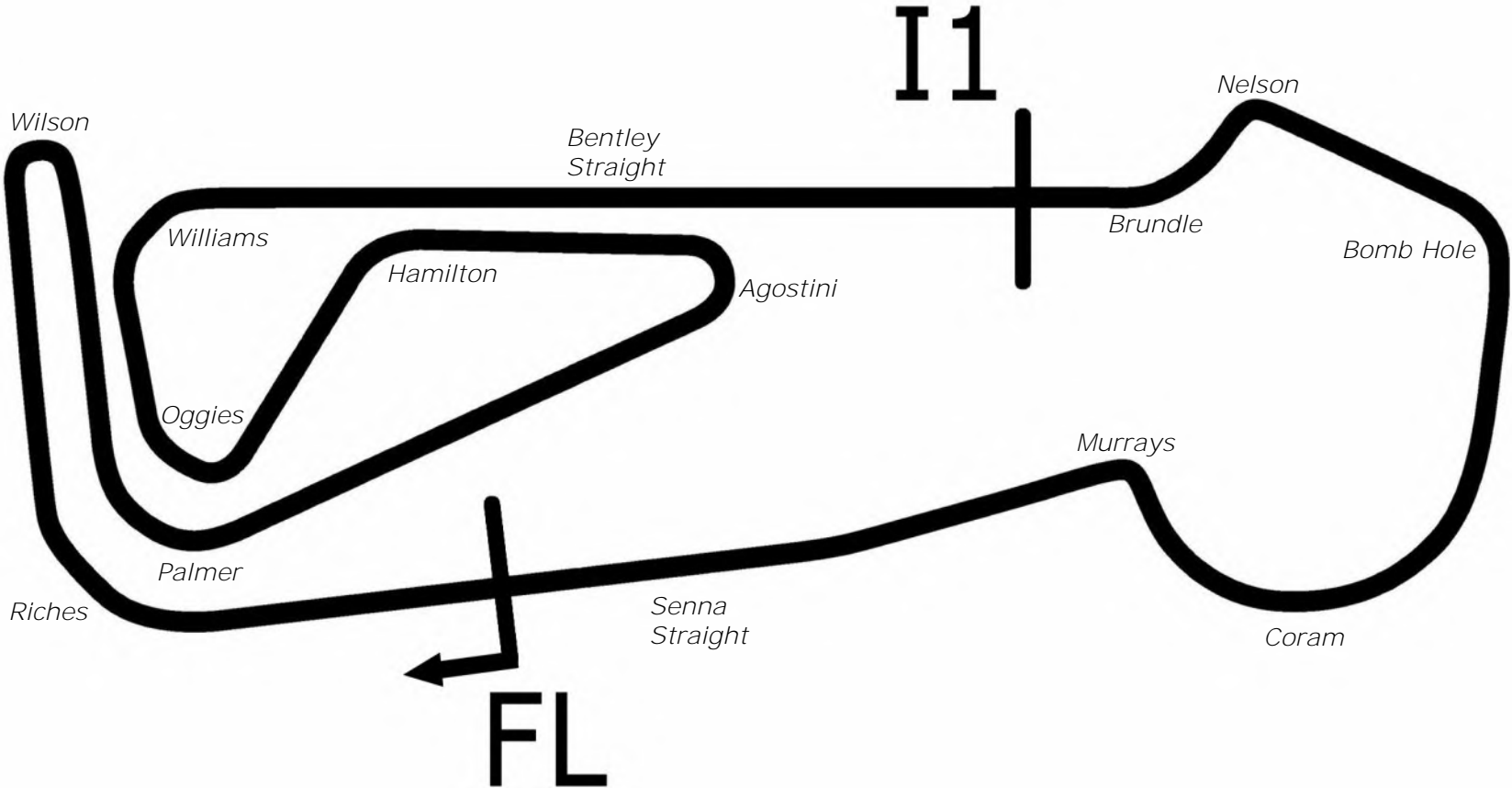
[www.tsl-timing.com](http://www.tsl-timing.com)

# Snetterton 300



SPORTS TIMING

TIMING SOLUTIONS LTD



Length	2.9689 miles	4778.0 m	
FL		52.46340 N	0.94476 E
I1	3198m	52.46617 N	0.94964 E
Pit Entry	4572m	52.46364 N	0.94774 E
Pit Exit	40m after FL	52.46338 N	0.94420 E
Pit Entry-Pit Exit 246m, 17.7s @50kph, 14.7s @60kph			

# BMCRC - MRO Championships 2023 - Rnd 3 @ Snetterton

## BMCRC-RKB F1 & F2 Sidecars

### QUALIFYING - CLASSIFICATION



POS	NO	CL	PIC NAME	ENTRY	TIME	ON	LAPS	GAP	DIFF	MPH
1	77	F2	1 REEVES / WILKES	ARS - Bonovo Action/ Rich Energy	2:03.196	3	4			86.75
2	125	F2	2 GIBSON / CHRISTIE	CES F2 Suzuki - Gibson Racing	2:07.760	4	5	4.564	4.564	83.65
3	4	F2	3 MOLYNEUX / SAYLE	KTM 890 R - A&J racing	2:08.414	4	4	5.218	0.654	83.23
4	33	F2	4 HEGARTY / NEAVE	Baker Honda - Sean Hegarty Ltd	2:09.468	4	4	6.272	1.054	82.55
5	42	F2	5 CURRIE / SHARP	LCR Yamaha -	2:09.557	5	5	6.361	0.089	82.49
6	3	F2	6 R.CROWE / C.CROWE	HCR Triumph 675 - Northern Fuels	2:11.084	4	4	7.888	1.527	81.53
7	137	F2	7 KNIGHT / HUGHES	LCR Honda -	2:12.081	4	4	8.885	0.997	80.92
8	25	F1	1 MacLAURIN / HOPE	ARS1 Yamaha 600 - Amr	2:13.657	4	4	10.461	1.576	79.96
9	38	F1	2 MOSS / PYMM	LCR Yamaha R6 - LifeSafety Motorsport - CharlieMoss	2:15.225	4	4	12.029	1.568	79.03
10	73	F2	8 GOODIER / STONE	LCR F2 - Rowtec Ltd	2:15.584	3	5	12.388	0.359	78.82
11	84	F1	3 LAIDLOW / LAIDLOW	Yamaha R6 - Marin motorsport	2:16.139	4	4	12.943	0.555	78.50
12	83	F2	9 BUCHANAN / EVANS	Lumley Ireson Kawasaki - Bull Inn Racing	2:17.681	2	4	14.485	1.542	77.62
13	10	F1	4 WEBB / HOPE	LCR Suzuki - N W Services	2:18.919	4	4	15.723	1.238	76.93
14	65	F1	5 FAIERS / PLUCKROSE	Ryde Yamaha 600 - AW Racing Ltd	2:19.097	4	4	15.901	0.178	76.83
15	13	F2	10 HEGARTY / WHITNALL	Shelbourne Honda - Mark Hegarty Surfacing	2:19.412	4	4	16.216	0.315	76.66
16	41	F1	6 RILEY / JAMES	-	2:20.002	4	4	16.806	0.590	76.34
17	121	F1	7 LAWRENCE / HUGHES	LCR Yamaha - highfield transport, JHM autos	2:21.065	4	4	17.869	1.063	75.76
18	11	F1	8 GILBERT / HILDIGE	Ryde 1000 - West Ewell fencing	2:24.185	2	2	20.989	3.120	74.12
19	67	F1	9 JEFFREY / FIELD	Windle F1 - MJP/wesso racing	2:24.531	4	4	21.335	0.346	73.95
20	28	F2	11 KING / SIGSWORTH	Lumley Ireson F2 - Townsend Motors	2:25.123	2	2	21.927	0.592	73.64
21	7	F2	12 PEARSON / DODD	LCR Suzuki 600 - ABS Racing	2:31.288	2	2	28.092	6.165	70.64
22	135	F2	13 A.CROWE / LUDLOW	Suzuki GSXR -	2:31.694	3	4	28.498	0.406	70.45
23	19	F1	10 MacBRIDE / EDWARDS	LCR Yamaha 600 - Lifesafety Motorsport	2:39.639	4	4	36.443	7.945	66.95

Weather / Track : Cloudy / Dry

These results are provisional until the conclusion of any judicial and technical matters.

Snetterton 300: 2.9689 miles

Date: 06/05/2023 Start: 10:58 Finish: 11:08

Clerk Of Course :

Stewards :

Timekeeper : Richard Evans

Results can be found at [www.tsl-timing.com](http://www.tsl-timing.com)

Printed - 11:12 Saturday, 06 May 2023



# BMCRC - MRO Championships 2023 - Rnd 3 @ Snetterton

## BMCRC-RKB F1 & F2 Sidecars

### QUALIFYING - SECTOR ANALYSIS



SECTOR 1 = FL to I1, SECTOR 2 = I1 to FL, DIFF = Difference To Personal Best Lap, P = Crossed Finish Line in Pit Lane, D = Time Disallowed

P1		77 F2	REEVES / WILKES		ARS - Bonovo Action/ Rich Energy		
IDEAL LAP TIME : 2:02.715		BEST LAP TIME : 2:03.196		DIFFERENCE : 0.481			
LAP	SECTOR 1	SECTOR 2	LAP TIME	MPH	DIFF	TIME OF DAY	
1 -	1:27.927	41.827	2:09.754	82.37	6.558	11:00:39.063	
2 -	1:24.259	40.842	2:05.101 (3)	85.43	1.905	11:02:44.164	
3 -	1:22.432	<b>40.764</b>	<b>2:03.196 (1)</b>	<b>86.75</b>		<b>11:04:47.360</b>	
4 -	<b>1:21.951</b>	41.478	2:03.429 (2)	86.59	0.233	11:06:50.789	

P2		125 F2	GIBSON / CHRISTIE		CES F2 Suzuki - Gibson Racing		
IDEAL LAP TIME : 2:07.754		BEST LAP TIME : 2:07.760		DIFFERENCE : 0.006			
LAP	SECTOR 1	SECTOR 2	LAP TIME	MPH	DIFF	TIME OF DAY	
1 -	1:30.829	43.915	2:14.744	79.32	6.984	11:00:46.590	
2 -	1:26.171	42.621	2:08.792	82.98	1.032	11:02:55.382	
3 -	1:26.196	<b>42.322</b>	2:08.518 (2)	83.16	0.758	11:05:03.900	
4 -	<b>1:25.432</b>	42.328	<b>2:07.760 (1)</b>	<b>83.65</b>		<b>11:07:11.660</b>	
5 -	1:26.135	42.456	2:08.591 (3)	83.11	0.831	11:09:20.251	

P3		4 F2	MOLYNEUX / SAYLE		KTM 890 R - A&J racing		
IDEAL LAP TIME : 2:08.414		BEST LAP TIME : 2:08.414		DIFFERENCE : 0.000			
LAP	SECTOR 1	SECTOR 2	LAP TIME	MPH	DIFF	TIME OF DAY	
1 -	1:30.931	44.103	2:15.034	79.15	6.620	11:00:46.490	
2 -	1:28.573	42.651	2:11.224 (3)	81.44	2.810	11:02:57.714	
3 -	1:26.623	42.195	2:08.818 (2)	82.97	0.404	11:05:06.532	
4 -	<b>1:26.404</b>	<b>42.010</b>	<b>2:08.414 (1)</b>	<b>83.23</b>		<b>11:07:14.946</b>	

P4		33 F2	HEGARTY / NEAVE		Baker Honda - Sean Hegarty ltd		
IDEAL LAP TIME : 2:08.915		BEST LAP TIME : 2:09.468		DIFFERENCE : 0.553			
LAP	SECTOR 1	SECTOR 2	LAP TIME	MPH	DIFF	TIME OF DAY	
1 -	1:37.038	48.066	2:25.104	73.65	15.636	11:01:15.163	
2 -	1:30.013	44.846	2:14.859 (3)	79.25	5.391	11:03:30.022	
3 -	1:27.634	43.006	2:10.640 (2)	81.81	1.172	11:05:40.662	
4 -	1:26.788	<b>42.680</b>	<b>2:09.468 (1)</b>	<b>82.55</b>		<b>11:07:50.130</b>	

P5		42 F2	CURRIE / SHARP		LCR Yamaha -		
IDEAL LAP TIME : 2:09.557		BEST LAP TIME : 2:09.557		DIFFERENCE : 0.000			
LAP	SECTOR 1	SECTOR 2	LAP TIME	MPH	DIFF	TIME OF DAY	
1 -	1:34.410	46.471	2:20.881	75.86	11.324	11:00:56.973	
2 -	1:32.640	46.366	2:19.006	76.88	9.449	11:03:15.979	
3 -	1:28.207	45.030	2:13.237 (3)	80.21	3.680	11:05:29.216	
4 -	1:27.765	42.985	2:10.750 (2)	81.74	1.193	11:07:39.966	
5 -	<b>1:26.614</b>	<b>42.943</b>	<b>2:09.557 (1)</b>	<b>82.49</b>		<b>11:09:49.523</b>	

P6		3 F2	R.CROWE / C.CROWE		HCR Triumph 675 - Northern Fuels		
IDEAL LAP TIME : 2:11.084		BEST LAP TIME : 2:11.084		DIFFERENCE : 0.000			
LAP	SECTOR 1	SECTOR 2	LAP TIME	MPH	DIFF	TIME OF DAY	
1 -	1:40.981	47.535	2:28.516	71.96	17.432	11:01:12.301	
2 -	1:32.366	45.875	2:18.241 (3)	77.31	7.157	11:03:30.542	
3 -	1:29.036	43.963	2:12.999 (2)	80.36	1.915	11:05:43.541	
4 -	<b>1:27.273</b>	<b>43.811</b>	<b>2:11.084 (1)</b>	<b>81.53</b>		<b>11:07:54.625</b>	

P7		137 F2	KNIGHT / HUGHES		LCR Honda -		
IDEAL LAP TIME : 2:12.081		BEST LAP TIME : 2:12.081		DIFFERENCE : 0.000			
LAP	SECTOR 1	SECTOR 2	LAP TIME	MPH	DIFF	TIME OF DAY	
1 -	1:34.836	47.341	2:22.177 (2)	75.17	10.096	11:00:55.046	
2 -	1:34.636	IN PIT	3:27.167 P	51.59	1:15.086	11:04:22.213	
3 -	OUTLAP	44.835	2:25.603	73.40	13.522	11:06:47.816	
4 -	<b>1:28.430</b>	<b>43.651</b>	<b>2:12.081 (1)</b>	<b>80.92</b>		<b>11:08:59.897</b>	

# BMCRC - MRO Championships 2023 - Rnd 3 @ Snetterton

## BMCRC-RKB F1 & F2 Sidecars

### QUALIFYING - SECTOR ANALYSIS



SECTOR 1 = FL to I1, SECTOR 2 = I1 to FL, DIFF = Difference To Personal Best Lap, P = Crossed Finish Line in Pit Lane, D = Time Disallowed

P8 25 F1 MacLAURIN / HOPE		ARS1 Yamaha 600 - Amr				
IDEAL LAP TIME : 2:13.476		BEST LAP TIME : 2:13.657		DIFFERENCE : 0.181		
LAP	SECTOR 1	SECTOR 2	LAP TIME	MPH	DIFF	TIME OF DAY
1 -	1:42.528	47.464	2:29.992	71.25	16.335	11:01:24.243
2 -	1:32.359	44.907	2:17.266 (3)	77.86	3.609	11:03:41.509
3 -	1:32.027	<b>44.782</b>	2:16.809 (2)	78.12	3.152	11:05:58.318
4 -	<b>1:28.694</b>	44.963	<b>2:13.657 (1)</b>	<b>79.96</b>		<b>11:08:11.975</b>

P9 38 F1 MOSS / PYMM		LCR Yamaha R6 - LifeSafety Motorsport - CharlieMossRacing				
IDEAL LAP TIME : 2:14.764		BEST LAP TIME : 2:15.225		DIFFERENCE : 0.461		
LAP	SECTOR 1	SECTOR 2	LAP TIME	MPH	DIFF	TIME OF DAY
1 -	1:40.640	49.495	2:30.135	71.18	14.910	11:01:15.778
2 -	1:34.652	45.997	2:20.649 (3)	75.99	5.424	11:03:36.427
3 -	1:30.285	<b>45.061</b>	2:15.346 (2)	78.96	0.121	11:05:51.773
4 -	<b>1:29.703</b>	45.522	<b>2:15.225 (1)</b>	<b>79.03</b>		<b>11:08:06.998</b>

P10 73 F2 GOODIER / STONE		LCR F2 - Rowtec Ltd				
IDEAL LAP TIME : 2:15.139		BEST LAP TIME : 2:15.584		DIFFERENCE : 0.445		
LAP	SECTOR 1	SECTOR 2	LAP TIME	MPH	DIFF	TIME OF DAY
1 -	1:34.617	47.081	2:21.698	75.42	6.114	11:00:55.253
2 -	1:33.244	<b>45.026</b>	2:18.270	77.29	2.686	11:03:13.523
3 -	<b>1:30.113</b>	45.471	<b>2:15.584 (1)</b>	<b>78.82</b>		<b>11:05:29.107</b>
4 -	1:31.293	45.081	2:16.374 (2)	78.37	0.790	11:07:45.481
5 -	1:30.703	45.753	2:16.456 (3)	78.32	0.872	11:10:01.937

P11 84 F1 LAIDLAW / LAIDLAW		Yamaha R6 - Marin motorsport				
IDEAL LAP TIME : 2:15.698		BEST LAP TIME : 2:16.139		DIFFERENCE : 0.441		
LAP	SECTOR 1	SECTOR 2	LAP TIME	MPH	DIFF	TIME OF DAY
1 -	1:41.963	49.970	2:31.933	70.34	15.794	11:01:15.104
2 -	1:35.780	46.748	2:22.528 (3)	74.98	6.389	11:03:37.632
3 -	1:33.051	<b>45.923</b>	2:18.974 (2)	76.90	2.835	11:05:56.606
4 -	<b>1:29.775</b>	46.364	<b>2:16.139 (1)</b>	<b>78.50</b>		<b>11:08:12.745</b>

P12 83 F2 BUCHANAN / EVANS		Lumley Ireson Kawasaki - Bull Inn Racing				
IDEAL LAP TIME : 2:15.990		BEST LAP TIME : 2:17.681		DIFFERENCE : 1.691		
LAP	SECTOR 1	SECTOR 2	LAP TIME	MPH	DIFF	TIME OF DAY
1 -	1:34.808	46.733	2:21.541 (3)	75.51	3.860	11:00:56.777
2 -	1:32.683	<b>44.998</b>	<b>2:17.681 (1)</b>	<b>77.62</b>		<b>11:03:14.458</b>
3 -	2:11.950	46.952	2:58.902	59.74	41.221	11:06:13.360
4 -	<b>1:30.992</b>	49.789	2:20.781 (2)	75.91	3.100	11:08:34.141

P13 10 F1 WEBB / HOPE		LCR Suzuki - N W Services				
IDEAL LAP TIME : 2:18.919		BEST LAP TIME : 2:18.919		DIFFERENCE : 0.000		
LAP	SECTOR 1	SECTOR 2	LAP TIME	MPH	DIFF	TIME OF DAY
1 -	1:41.147	47.931	2:29.078	71.69	10.159	11:01:16.351
2 -	1:36.166	47.289	2:23.455 (3)	74.50	4.536	11:03:39.806
3 -	1:34.506	46.185	2:20.691 (2)	75.96	1.772	11:06:00.497
4 -	<b>1:32.837</b>	<b>46.082</b>	<b>2:18.919 (1)</b>	<b>76.93</b>		<b>11:08:19.416</b>

P14 65 F1 FAIERS / PLUCKROSE		Ryde Yamaha 600 - AW Racing Ltd				
IDEAL LAP TIME : 2:18.037		BEST LAP TIME : 2:19.097		DIFFERENCE : 1.060		
LAP	SECTOR 1	SECTOR 2	LAP TIME	MPH	DIFF	TIME OF DAY
1 -	1:38.391	48.396	2:26.787	72.81	7.690	11:01:17.101
2 -	1:36.104	47.800	2:23.904 (3)	74.27	4.807	11:03:41.005
3 -	1:34.098	<b>46.506</b>	2:20.604 (2)	76.01	1.507	11:06:01.609
4 -	<b>1:31.531</b>	47.566	<b>2:19.097 (1)</b>	<b>76.83</b>		<b>11:08:20.706</b>



# BMCRC - MRO Championships 2023 - Rnd 3 @ Snetterton

## BMCRC-RKB F1 & F2 Sidecars

### QUALIFYING - SECTOR ANALYSIS



SECTOR 1 = FL to I1, SECTOR 2 = I1 to FL, DIFF = Difference To Personal Best Lap, P = Crossed Finish Line in Pit Lane, D = Time Disallowed

P15 13 F2 HEGARTY / WHITNALL		Shelbourne Honda - Mark Hegarty Surfacing				
IDEAL LAP TIME : 2:19.402		BEST LAP TIME : 2:19.412		DIFFERENCE : 0.010		
LAP	SECTOR 1	SECTOR 2	LAP TIME	MPH	DIFF	TIME OF DAY
1 -	1:40.080	49.433	2:29.513	71.48	10.101	11:01:16.252
2 -	1:35.723	46.252	2:21.975 (3)	75.28	2.563	11:03:38.227
3 -	1:35.300	<b>45.651</b>	2:20.951 (2)	75.82	1.539	11:05:59.178
4 -	<b>1:33.751</b>	45.661	<b>2:19.412 (1)</b>	<b>76.66</b>		<b>11:08:18.590</b>

P16 41 F1 RILEY / JAMES		-				
IDEAL LAP TIME : 2:20.002		BEST LAP TIME : 2:20.002		DIFFERENCE : 0.000		
LAP	SECTOR 1	SECTOR 2	LAP TIME	MPH	DIFF	TIME OF DAY
1 -	1:45.485	49.132	2:34.617	69.12	14.615	11:01:26.691
2 -	1:35.457	48.184	2:23.641 (3)	74.40	3.639	11:03:50.332
3 -	1:35.052	47.832	2:22.884 (2)	74.80	2.882	11:06:13.216
4 -	<b>1:32.792</b>	<b>47.210</b>	<b>2:20.002 (1)</b>	<b>76.34</b>		<b>11:08:33.218</b>

P17 121 F1 LAWRENCE / HUGHES		LCR Yamaha - highfield transport, JHM autos				
IDEAL LAP TIME : 2:20.413		BEST LAP TIME : 2:21.065		DIFFERENCE : 0.652		
LAP	SECTOR 1	SECTOR 2	LAP TIME	MPH	DIFF	TIME OF DAY
1 -	1:45.485	55.632	2:41.117	66.33	20.052	11:01:36.694
2 -	1:39.675	50.306	2:29.981 (3)	71.26	8.916	11:04:06.675
3 -	<b>1:32.544</b>	49.025	2:21.569 (2)	75.49	0.504	11:06:28.244
4 -	1:33.196	<b>47.869</b>	<b>2:21.065 (1)</b>	<b>75.76</b>		<b>11:08:49.309</b>

P18 11 F1 GILBERT / HILDIGE		Ryde 1000 - West Ewell fencing				
IDEAL LAP TIME : 2:20.013		BEST LAP TIME : 2:24.185		DIFFERENCE : 4.172		
LAP	SECTOR 1	SECTOR 2	LAP TIME	MPH	DIFF	TIME OF DAY
1 -	1:41.142	49.669	2:30.811 (2)	70.87	6.626	11:01:16.841
2 -	1:37.104	<b>47.081</b>	<b>2:24.185 (1)</b>	<b>74.12</b>		<b>11:03:41.026</b>

P19 67 F1 JEFFREY / FIELD		Windle F1 - MJP/wesso racing				
IDEAL LAP TIME : 2:24.531		BEST LAP TIME : 2:24.531		DIFFERENCE : 0.000		
LAP	SECTOR 1	SECTOR 2	LAP TIME	MPH	DIFF	TIME OF DAY
1 -	1:51.065	54.427	2:45.492	64.58	20.961	11:01:44.292
2 -	1:41.074	51.667	2:32.741 (2)	69.97	8.210	11:04:17.033
3 -	1:47.297	53.564	2:40.861 (3)	66.44	16.330	11:06:57.894
4 -	<b>1:35.410</b>	<b>49.121</b>	<b>2:24.531 (1)</b>	<b>73.95</b>		<b>11:09:22.425</b>

P20 28 F2 KING / SIGSWORTH		Lumley Ireson F2 - Townsend Motors				
IDEAL LAP TIME : 2:25.123		BEST LAP TIME : 2:25.123		DIFFERENCE : 0.000		
LAP	SECTOR 1	SECTOR 2	LAP TIME	MPH	DIFF	TIME OF DAY
1 -	1:44.390	53.213	2:37.603 (2)	67.81	12.480	11:01:34.757
2 -	<b>1:37.386</b>	<b>47.737</b>	<b>2:25.123 (1)</b>	<b>73.64</b>		<b>11:03:59.880</b>

P21 7 F2 PEARSON / DODD		LCR Suzuki 600 - ABS Racing				
IDEAL LAP TIME : 2:31.288		BEST LAP TIME : 2:31.288		DIFFERENCE : 0.000		
LAP	SECTOR 1	SECTOR 2	LAP TIME	MPH	DIFF	TIME OF DAY
1 -	1:46.371	55.299	2:41.670 (2)	66.11	10.382	11:01:36.508
2 -	<b>1:39.194</b>	<b>52.094</b>	<b>2:31.288 (1)</b>	<b>70.64</b>		<b>11:04:07.796</b>

# BMCRC - MRO Championships 2023 - Rnd 3 @ Snetterton

## BMCRC-RKB F1 & F2 Sidecars

### QUALIFYING - SECTOR ANALYSIS



SECTOR 1 = FL to I1, SECTOR 2 = I1 to FL, DIFF = Difference To Personal Best Lap, P = Crossed Finish Line in Pit Lane, D = Time Disallowed

P22		135 F2		A.CROWE / LUDLOW		Suzuki GSXR -	
IDEAL LAP TIME : 2:30.835		BEST LAP TIME : 2:31.694		DIFFERENCE : 0.859			
LAP	SECTOR 1	SECTOR 2	LAP TIME	MPH	DIFF	TIME OF DAY	
1 -	1:49.614	53.738	2:43.352	65.42	11.658	11:01:40.097	
2 -	1:41.252	53.205	2:34.457 (3)	69.19	2.763	11:04:14.554	
3 -	1:40.510	<b>51.184</b>	<b>2:31.694 (1)</b>	<b>70.45</b>		<b>11:06:46.248</b>	
4 -	<b>1:39.651</b>	52.222	2:31.873 (2)	70.37	0.179	11:09:18.121	

P23		19 F1		MacBRIDE / EDWARDS		LCR Yamaha 600 - Lifesafety Motorsport	
IDEAL LAP TIME : 2:38.885		BEST LAP TIME : 2:39.639		DIFFERENCE : 0.754			
LAP	SECTOR 1	SECTOR 2	LAP TIME	MPH	DIFF	TIME OF DAY	
1 -	1:50.458	55.599	2:46.057	64.36	6.418	11:01:35.937	
2 -	<b>1:45.256</b>	54.641	2:39.897 (2)	66.84	0.258	11:04:15.834	
3 -	1:48.073	53.732	2:41.805 (3)	66.05	2.166	11:06:57.639	
4 -	1:46.010	<b>53.629</b>	<b>2:39.639 (1)</b>	<b>66.95</b>		<b>11:09:37.278</b>	

# BMCRC - MRO Championships 2023 - Rnd 3 @ Snetterton

## BMCRC-RKB F1 & F2 Sidecars

### QUALIFYING - BEST SECTORS

SECTOR 1			SECTOR 2			IDEAL / BEST COMPARISON						
POS	NO	NAME	TIME	NO	NAME	TIME	POS	NO	NAME	IDEAL	BEST	DIFF
1	77	REEVES / WILKES	1:21.951	77	REEVES / WILKES	40.764	1	77	REEVES / WILKES	2:02.715	2:03.196	0.481
2	125	GIBSON / CHRISTIE	1:25.432	4	MOLYNEUX / SAYLE	42.010	2	125	GIBSON / CHRISTIE	2:07.754	2:07.760	0.006
3	33	HEGARTY / NEAVE	1:26.235	125	GIBSON / CHRISTIE	42.322	3	4	MOLYNEUX / SAYLE	2:08.414	2:08.414	0.000
4	4	MOLYNEUX / SAYLE	1:26.404	33	HEGARTY / NEAVE	42.680	4	33	HEGARTY / NEAVE	2:08.915	2:09.468	0.553
5	42	CURRIE / SHARP	1:26.614	42	CURRIE / SHARP	42.943	5	42	CURRIE / SHARP	2:09.557	2:09.557	0.000
6	3	R.CROWE / C.CROWE	1:27.273	137	KNIGHT / HUGHES	43.651	6	3	R.CROWE / C.CROWI	2:11.084	2:11.084	0.000
7	137	KNIGHT / HUGHES	1:28.430	3	R.CROWE / C.CROWE	43.811	7	137	KNIGHT / HUGHES	2:12.081	2:12.081	0.000
8	25	MacLAURIN / HOPE	1:28.694	25	MacLAURIN / HOPE	44.782	8	25	MacLAURIN / HOPE	2:13.476	2:13.657	0.181
9	38	MOSS / PYMM	1:29.703	83	BUCHANAN / EVANS	44.998	9	38	MOSS / PYMM	2:14.764	2:15.225	0.461
10	84	LAIDLAW / LAIDLAW	1:29.775	73	GOODIER / STONE	45.026	10	73	GOODIER / STONE	2:15.139	2:15.584	0.445
11	73	GOODIER / STONE	1:30.113	38	MOSS / PYMM	45.061	11	84	LAIDLAW / LAIDLAW	2:15.698	2:16.139	0.441
12	83	BUCHANAN / EVANS	1:30.992	13	HEGARTY / WHITNALL	45.651	12	83	BUCHANAN / EVANS	2:15.990	2:17.681	1.691
13	65	FAIERS / PLUCKROSE	1:31.531	84	LAIDLAW / LAIDLAW	45.923	13	65	FAIERS / PLUCKROS	2:18.037	2:19.097	1.060
14	121	LAWRENCE / HUGHES	1:32.544	10	WEBB / HOPE	46.082	14	10	WEBB / HOPE	2:18.919	2:18.919	0.000
15	41	RILEY / JAMES	1:32.792	65	FAIERS / PLUCKROSE	46.506	15	13	HEGARTY / WHITNAL	2:19.402	2:19.412	0.010
16	10	WEBB / HOPE	1:32.837	11	GILBERT / HILDIGE	47.081	16	41	RILEY / JAMES	2:20.002	2:20.002	0.000
17	11	GILBERT / HILDIGE	1:32.932	41	RILEY / JAMES	47.210	17	11	GILBERT / HILDIGE	2:20.013	2:24.185	4.172
18	13	HEGARTY / WHITNALL	1:33.751	28	KING / SIGSWORTH	47.737	18	121	LAWRENCE / HUGHE	2:20.413	2:21.065	0.652
19	67	JEFFREY / FIELD	1:35.410	121	LAWRENCE / HUGHES	47.869	19	67	JEFFREY / FIELD	2:24.531	2:24.531	0.000
20	28	KING / SIGSWORTH	1:37.386	67	JEFFREY / FIELD	49.121	20	28	KING / SIGSWORTH	2:25.123	2:25.123	0.000
21	7	PEARSON / DODD	1:39.194	135	A.CROWE / LUDLOW	51.184	21	135	A.CROWE / LUDLOW	2:30.835	2:31.694	0.859
22	135	A.CROWE / LUDLOW	1:39.651	7	PEARSON / DODD	52.094	22	7	PEARSON / DODD	2:31.288	2:31.288	0.000
23	19	MacBRIDE / EDWARDS	1:45.256	19	MacBRIDE / EDWARDS	53.629	23	19	MacBRIDE / EDWARC	2:38.885	2:39.639	0.754

# BMCRC - MRO Championships 2023 - Rnd 3 @ Snetterton

## BMCRC-RKB F1 & F2 Sidecars

### QUALIFYING - STATISTICS

**Competitors Started** 23  
**Planned Start** 2023-05-06 @ 11:00:00.000  
**Actual Start** 2023-05-06 @ 10:58:18.574  
**Finish Time** 2023-05-06 @ 11:08:01.167  
**Track Length** 2.9689mi.  
**Total Laps** 89  
**Total Distance Covered** 264.2331mi.

### Session Fastest Lap History

NO	CL	NAME	LAP TIME	TIME OF DAY	LAP	VEHICLE
77	F2	REEVES / WILKES	<b>2:09.754</b>	11:00:39.077	1	ARS
77	F2	REEVES / WILKES	<b>2:05.101</b>	11:02:44.178	2	ARS
77	F2	REEVES / WILKES	<b>2:03.196</b>	11:04:47.373	3	ARS

### Flag History

TYPE	TIME OF DAY
GREEN	10:58:18.574
FINISH	11:08:01.167

### Flag Statistics

TYPE	COUNT	TOTAL LAPS	TOTAL TIME
Green	1	5	12:15.741
Red	0	0	0.000
Safety Car	0	0	0.000
FCY	0	0	0.000

# BMCRC - MRO Championships 2023 - Rnd 3 @ Snetterton

## BMCRC-RKB F1 & F2 Sidecars

### QUALIFYING - STATISTICS

CLASS : F1

10 Starters

#### Fastest Lap History

NO	NAME	LAP TIME	TIME OF DAY	LAP	VEHICLE
84	L Aidlow / Laidlow	2:31.933	11:01:15.120	1	Yamaha R6
38	Moss / Pymm	2:30.135	11:01:15.789	1	LCR Yamaha R6
10	Webb / Hope	2:29.078	11:01:16.361	1	LCR Suzuki
65	Faiers / Pluckrose	2:26.787	11:01:17.111	1	Ryde Yamaha 600
38	Moss / Pymm	2:20.649	11:03:36.438	2	LCR Yamaha R6
25	MacLaurin / Hope	2:17.266	11:03:41.523	2	ARS1 Yamaha 600
38	Moss / Pymm	2:15.346	11:05:51.785	3	LCR Yamaha R6
38	Moss / Pymm	2:15.225	11:08:07.010	4	LCR Yamaha R6
25	MacLaurin / Hope	2:13.657	11:08:11.989	4	ARS1 Yamaha 600

# BMCRC - MRO Championships 2023 - Rnd 3 @ Snetterton

## BMCRC-RKB F1 & F2 Sidecars

### QUALIFYING - STATISTICS

CLASS : F2

13 Starters

#### Fastest Lap History

NO	NAME	LAP TIME	TIME OF DAY	LAP	VEHICLE
77	REEVES / WILKES	<b>2:09.754</b>	11:00:39.077	1	ARS
77	REEVES / WILKES	<b>2:05.101</b>	11:02:44.178	2	ARS
77	REEVES / WILKES	<b>2:03.196</b>	11:04:47.373	3	ARS

# BMCRC - MRO Championships 2023 - Rnd 3 @ Snetterton

## BMCRC-RKB F1 & F2 Sidecars

### RACE 9 - GRID (5 Laps)



ROW 13	1		1		37	<b>188</b> BEST / TBC		
ROW 12	36	<b>37</b> MORPHET / REILLY	35		34	<b>19</b> MacBRIDE / EDWARDS 2:39.639		
ROW 11		2:31.694	33	<b>135</b> A.CROWE / LUDLOW	32		31	<b>7</b> PEARSON / DODD 2:31.288
ROW 10	30	2:25.123 <b>28</b> KING / SIGSWORTH	29		28	2:24.531 <b>67</b> JEFFREY / FIELD		
ROW 9		2:24.185	27	<b>11</b> GILBERT / HILDIGE	26		25	<b>121</b> LAWRENCE / HUGHES 2:21.065
ROW 8	24	2:20.002 <b>41</b> RILEY / JAMES	23		22	2:19.412 <b>13</b> HEGARTY / WHITNALL		
ROW 7		2:19.097	21	<b>65</b> FAIERS / PLUCKROSE	20		19	<b>10</b> WEBB / HOPE 2:18.919
ROW 6	18	2:17.681 <b>83</b> BUCHANAN / EVANS	17		16	2:16.139 <b>84</b> LAIDLOW / LAIDLOW		
ROW 5		2:15.584	15	<b>73</b> GOODIER / STONE	14		13	<b>38</b> MOSS / PYMM 2:15.225
ROW 4	12	2:13.657 <b>25</b> MacLAURIN / HOPE	11		10	2:12.081 <b>137</b> KNIGHT / HUGHES		
ROW 3		2:11.084	9	<b>3</b> R.CROWE / C.CROWE	8		7	<b>42</b> CURRIE / SHARP 2:09.557
ROW 2	6	2:09.468 <b>33</b> HEGARTY / NEAVE	5		4	2:08.414 <b>4</b> MOLYNEUX / SAYLE		
ROW 1		2:07.760	3	<b>125</b> GIBSON / CHRISTIE	2		1	<b>77</b> REEVES / WILKES 2:03.196
<b>Pole</b>								

Snetterton 300: 2.9689 miles

These results are provisional until the conclusion of any judicial and technical matters.

Clerk Of Course :	Stewards :	Timekeeper : Richard Evans
-------------------	------------	----------------------------

Results can be found at [www.tsl-timing.com](http://www.tsl-timing.com)

Printed - 11:13 Saturday, 06 May 2023



# BMCRC - MRO Championships 2023 - Rnd 3 @ Snetterton

## BMCRC-RKB F1 & F2 Sidecars

### RACE 9 - CLASSIFICATION



POS	NO	CL	PIC NAME	ENTRY	LAPS	TIME	GAP	DIFF	MPH	BEST	ON
1	11	F1	1 GILBERT / HILDIGE	Ryde 1000 - West Ewell fencing	5	12:25.162			71.71	2:26.398	2
2	125	F2	1 GIBSON / CHRISTIE	CES F2 Suzuki - Gibson Racing	5	12:33.376	8.214	8.214	70.93	2:27.955	5
3	3	F2	2 R.CROWE / C.CROWE	HCR Triumph 675 - Northern Fuels	5	12:45.049	19.887	11.673	69.85	2:27.285	4
4	42	F2	3 CURRIE / SHARP	LCR Yamaha -	5	12:45.156	19.994	0.107	69.84	2:30.037	4
5	4	F2	4 MOLYNEUX / SAYLE	KTM 890 R - A&J racing	5	12:58.290	33.128	13.134	68.66	2:33.691	3
6	25	F1	2 MacLAURIN / HOPE	ARS1 Yamaha 600 - Amr	5	13:02.131	36.969	3.841	68.32	2:31.735	5
7	33	F2	5 HEGARTY / NEAVE	Baker Honda - Sean Hegarty ltd	5	13:12.499	47.337	10.368	67.43	2:32.886	4
8	73	F2	6 GOODIER / STONE	LCR F2 - Rowtec Ltd	5	13:28.182	1:03.020	15.683	66.12	2:37.345	5
9	10	F1	3 WEBB / HOPE	LCR Suzuki - N W Services	5	13:34.146	1:08.984	5.964	65.63	2:37.452	4
10	65	F1	4 FAIERS / PLUCKROSE	Ryde Yamaha 600 - AWracing ltd	5	13:34.706	1:09.544	0.560	65.59	2:40.011	2
11	83	F2	7 BUCHANAN / EVANS	Lumley Ireson Kawasaki - Bull Inn Racing	5	13:41.335	1:16.173	6.629	65.06	2:38.957	3
12	41	F2	8 RILEY / JAMES	-	5	14:14.682	1:49.520	33.347	62.52	2:44.429	3
13	28	F2	9 KING / SIGSWORTH	Lumley Ireson F2 - Townsend Motors	5	14:23.517	1:58.355	8.835	61.88	2:48.551	4
14	7	F2	10 PEARSON / DODD	LCR Suzuki 600 - ABS Racing	5	14:24.118	1:58.956	0.601	61.84	2:48.879	3
15	121	F1	5 LAWRENCE / HUGHES	LCR Yamaha - highfield transport, JHM autos	5	14:24.937	1:59.775	0.819	61.78	2:46.323	3
16	67	F1	6 JEFFREY / FIELD	Windle F1 - MJ/wesso racing	4	12:14.332	1 Lap	1 Lap	58.21	2:58.388	4
17	19	F1	7 MacBRIDE / EDWARDS	LCR Yamaha 600 - Lifesafety Motorsport	4	12:27.736	1 Lap	13.404	57.17	3:03.208	3
18	135	F2	11 A.CROWE / LUDLOW	Suzuki GSXR -	4	13:36.501	1 Lap	1:08.765	52.36	3:16.195	3

#### NOT CLASSIFIED

DNF	77	F1	REEVES / WILKES	ARS - Bonovo Action/ Rich Energy	4	9:37.799	1 Lap		73.99	2:21.896	3
DNF	137	F2	KNIGHT / HUGHES	LCR Honda -	1	2:57.533	4 Laps	3 Laps	60.20		
DNF	38	F1	MOSS / PILMOOR-BRADY	LCR Yamaha R6 - LifeSafety Motorsport - CharlieMo	0						
DNF	84	F1	L Aidlow / LAIDLAW	Yamaha R6 - Marin motorsport	0						
DNF	13	F2	HEGARTY / WHITNALL	Shelbourne Honda - Mark Hegarty Surfacing	0						

#### FASTEST LAP

77	F1	REEVES / WILKES	ARS - Bonovo Action/ Rich Energy	3	2:21.896	75.32 mph	121.22 kph
3	F2	R.CROWE / C.CROWE	HCR Triumph 675 - Northern Fuels	4	2:27.285	72.56 mph	116.78 kph

Class F1 - 92.5% of Race Speed = 66.33 mph

Class F2 - 92.5% of Race Speed = 65.61 mph

Weather / Track : Rain / Wet

These results are provisional until the conclusion of any judicial and technical matters.

Race Distance: 5 Laps / 14.84 miles

Snetterton 300: 2.9689 miles

Date: 06/05/2023 Start: 14:57 Finish: 15:10

Clerk Of Course :	Stewards :	Timekeeper : Richard Evans
-------------------	------------	----------------------------

Results can be found at [www.tsl-timing.com](http://www.tsl-timing.com)

Printed - 15:13 Saturday, 06 May 2023





# BMCRC - MRO Championships 2023 - Rnd 3 @ Snetterton

## BMCRC-RKB F1 & F2 Sidecars

### RACE 9 - LAP CHART

LAP 1 @ 15:00:12.331			19 2:08.826 3:03.208		
NO	BEHIND	LAP TIME	LAP 4 @ 15:07:20.219		
77		2:29.911	NO	BEHIND	LAP TIME
125	6.173	2:36.084	77		2:23.195
11	6.624	2:36.535	11	18.631	2:26.690
4	9.881	2:39.792	125	27.622	2:29.324
42	11.034	2:40.945	135	1 Lap	3:16.195
25	17.863	2:47.774	42	37.104	2:30.037
3	19.465	2:49.376	3	39.694	2:27.285
65	21.301	2:51.212	4	46.213	2:34.133
33	22.382	2:52.293	25	52.597	2:32.505
73	23.448	2:53.359	33	59.791	2:32.886
83	24.738	2:54.649	73	1:13.038	2:38.976
137	27.622	2:57.533	65	1:15.832	2:41.913
41	28.078	2:57.989	83	1:17.803	2:41.061
10	28.321	2:58.232	10	1:18.646	2:37.452
7	35.263	3:05.174	41	1:49.604	2:59.288
28	36.985	3:06.896	7	1:56.098	2:49.298
67	37.580	3:07.491	28	1:56.438	2:48.551
121	39.825	3:09.736	121	1:59.869	2:50.729
19	46.188	3:16.099	67	2:36.533	2:58.388
135	1:10.006	3:39.917			

LAP 2 @ 15:02:35.128			LAP 5 @ 15:10:07.582		
NO	BEHIND	LAP TIME	NO	BEHIND	LAP TIME
77		2:22.797	11		2:28.732
11	10.225	2:26.398	19	1 Lap	3:04.306
125	14.426	2:31.050	125	8.214	2:27.955
42	21.046	2:32.809	3	19.887	2:27.556
4	23.480	2:36.396	42	19.994	2:30.253
25	29.833	2:34.767	4	33.128	2:34.278
3	29.952	2:33.284	25	36.969	2:31.735
33	36.791	2:37.206	33	47.337	2:34.909
65	38.515	2:40.011	73	1:03.020	2:37.345
73	40.277	2:39.626	10	1:08.984	2:37.701
83	42.876	2:40.935	65	1:09.544	2:41.075
10	47.914	2:42.390	135	1 Lap	3:23.120
41	50.978	2:45.697	83	1:16.173	2:45.733
7	1:03.012	2:50.546	41	1:49.520	2:47.279
28	1:03.626	2:49.438	28	1:58.355	2:49.280
121	1:07.908	2:50.880	7	1:58.956	2:50.221
67	1:14.515	2:59.732	121	1:59.775	2:47.269
19	1:27.514	3:04.123			
135	2:04.478	3:17.269			

LAP 3 @ 15:04:57.024		
NO	BEHIND	LAP TIME
77		2:21.896
11	15.136	2:26.807
125	21.493	2:28.963
42	30.262	2:31.112
4	35.275	2:33.691
3	35.604	2:27.548
25	43.287	2:35.350
33	50.100	2:35.205
65	57.114	2:40.495
73	57.257	2:38.876
83	59.937	2:38.957
10	1:04.389	2:38.371
41	1:13.511	2:44.429
7	1:29.995	2:48.879
28	1:31.082	2:49.352
121	1:32.335	2:46.323
67	2:01.340	3:08.721

Weather / Track : Rain / Wet

Results can be found at [www.tsl-timing.com](http://www.tsl-timing.com)

Snetterton 300: 2.9689 miles  
Date: 06/05/2023 Start: 14:57 Finish: 15:10

Printed - 15:13 Saturday, 06 May 2023

# BMCRC - MRO Championships 2023 - Rnd 3 @ Snetterton

## BMCRC-RKB F1 & F2 Sidecars

### RACE 9 - POSITION CHART

No	Name	Lap	1	2	3	4	5
		Pos					
77	REEVES / WILKES	1	77	77	77	77	11
125	GIBSON / CHRISTIE	2	125	11	11	11	125
4	MOLYNEUX / SAYLE	3	11	125	125	125	3
33	HEGARTY / NEAVE	4	4	42	42	42	42
42	CURRIE / SHARP	5	42	4	4	3	4
3	R.CROWE / C.CROWE	6	25	25	3	4	25
137	KNIGHT / HUGHES	7	3	3	25	25	33
25	MacLAURIN / HOPE	8	65	33	33	33	73
38	MOSS / PILMOOR-BRA	9	33	65	65	73	10
73	GOODIER / STONE	10	73	73	73	65	65
84	LAIDLAW / LAIDLAW	11	83	83	83	83	83
83	BUCHANAN / EVANS	12	137	10	10	10	41
10	WEBB / HOPE	13	41	41	41	41	28
65	FAIERS / PLUCKROSE	14	10	7	7	7	7
13	HEGARTY / WHITNALL	15	7	28	28	28	121
41	RILEY / JAMES	16	28	121	121	121	
121	LAWRENCE / HUGHES	17	67	67	67	67	
11	GILBERT / HILDIGE	18	121	19	19	19	
67	JEFFREY / FIELD	19	19	135	135	135	
28	KING / SIGSWORTH	20	135				
7	PEARSON / DODD	21					
135	A.CROWE / LUDLOW	22					
19	MacBRIDE / EDWARDS	23					

# BMCRC - MRO Championships 2023 - Rnd 3 @ Snetterton

## BMCRC-RKB F1 & F2 Sidecars

### RACE 9 - SECTOR ANALYSIS



SECTOR 1 = FL to I1, SECTOR 2 = I1 to FL, DIFF = Difference To Personal Best Lap, P = Crossed Finish Line in Pit Lane, D = Time Disallowed

<b>P1</b>	<b>11 F1</b>	<b>GILBERT / HILDIGE</b>	Ryde 1000 - West Ewell fencing			
IDEAL LAP TIME : 2:25.535		BEST LAP TIME : 2:26.398		DIFFERENCE : 0.863		

LAP	SECTOR 1	SECTOR 2	LAP TIME	MPH	DIFF	TIME OF DAY
1 -		<b>48.171</b>	2:36.535	68.27	10.137	15:00:18.955
2 -	1:37.555	48.843	<b>2:26.398 (1)</b>	<b>73.00</b>		<b>15:02:45.353</b>
3 -	1:37.887	48.920	2:26.807 (3)	72.80	0.409	15:05:12.160
4 -	<b>1:37.364</b>	49.326	2:26.690 (2)	72.86	0.292	15:07:38.850
5 -	1:38.051	50.681	2:28.732	71.86	2.334	15:10:07.582

<b>P2</b>	<b>125 F2</b>	<b>GIBSON / CHRISTIE</b>	CES F2 Suzuki - Gibson Racing			
IDEAL LAP TIME : 2:27.858		BEST LAP TIME : 2:27.955		DIFFERENCE : 0.097		

LAP	SECTOR 1	SECTOR 2	LAP TIME	MPH	DIFF	TIME OF DAY
1 -		49.620	2:36.084	68.47	8.129	15:00:18.504
2 -	1:41.653	49.397	2:31.050	70.75	3.095	15:02:49.554
3 -	1:39.989	<b>48.974</b>	2:28.963 (2)	71.74	1.008	15:05:18.517
4 -	1:40.175	49.149	2:29.324 (3)	71.57	1.369	15:07:47.841
5 -	<b>1:38.884</b>	49.071	<b>2:27.955 (1)</b>	<b>72.23</b>		<b>15:10:15.796</b>

<b>P3</b>	<b>3 F2</b>	<b>R.CROWE / C.CROWE</b>	HCR Triumph 675 - Northern Fuels			
IDEAL LAP TIME : 2:26.420		BEST LAP TIME : 2:27.285		DIFFERENCE : 0.865		

LAP	SECTOR 1	SECTOR 2	LAP TIME	MPH	DIFF	TIME OF DAY
1 -		51.855	2:49.376	63.10	22.091	15:00:31.796
2 -	1:42.520	50.764	2:33.284	69.72	5.999	15:03:05.080
3 -	1:39.067	<b>48.481</b>	2:27.548 (2)	72.43	0.263	15:05:32.628
4 -	1:38.601	48.684	<b>2:27.285 (1)</b>	<b>72.56</b>		<b>15:07:59.913</b>
5 -	<b>1:37.939</b>	49.617	2:27.556 (3)	72.43	0.271	15:10:27.469

<b>P4</b>	<b>42 F2</b>	<b>CURRIE / SHARP</b>	LCR Yamaha -			
IDEAL LAP TIME : 2:29.606		BEST LAP TIME : 2:30.037		DIFFERENCE : 0.431		

LAP	SECTOR 1	SECTOR 2	LAP TIME	MPH	DIFF	TIME OF DAY
1 -		50.847	2:40.945	66.40	10.908	15:00:23.365
2 -	1:42.103	50.706	2:32.809	69.94	2.772	15:02:56.174
3 -	1:40.824	50.288	2:31.112 (3)	70.72	1.075	15:05:27.286
4 -	<b>1:39.550</b>	50.487	<b>2:30.037 (1)</b>	<b>71.23</b>		<b>15:07:57.323</b>
5 -	1:40.197	<b>50.056</b>	2:30.253 (2)	71.13	0.216	15:10:27.576

<b>P5</b>	<b>4 F2</b>	<b>MOLYNEUX / SAYLE</b>	KTM 890 R - A&J racing			
IDEAL LAP TIME : 2:33.648		BEST LAP TIME : 2:33.691		DIFFERENCE : 0.043		

LAP	SECTOR 1	SECTOR 2	LAP TIME	MPH	DIFF	TIME OF DAY
1 -		<b>50.582</b>	2:39.792	66.88	6.101	15:00:22.212
2 -	1:45.111	51.285	2:36.396	68.33	2.705	15:02:58.608
3 -	<b>1:43.066</b>	50.625	<b>2:33.691 (1)</b>	<b>69.54</b>		<b>15:05:32.299</b>
4 -	1:43.444	50.689	2:34.133 (2)	69.34	0.442	15:08:06.432
5 -	1:43.581	50.697	2:34.278 (3)	69.27	0.587	15:10:40.710

<b>P6</b>	<b>25 F1</b>	<b>MacLAURIN / HOPE</b>	ARS1 Yamaha 600 - Amr			
IDEAL LAP TIME : 2:31.735		BEST LAP TIME : 2:31.735		DIFFERENCE : 0.000		

LAP	SECTOR 1	SECTOR 2	LAP TIME	MPH	DIFF	TIME OF DAY
1 -		51.803	2:47.774	63.70	16.039	15:00:30.194
2 -	1:43.480	51.287	2:34.767 (3)	69.05	3.032	15:03:04.961
3 -	1:43.839	51.511	2:35.350	68.80	3.615	15:05:40.311
4 -	1:42.131	50.374	2:32.505 (2)	70.08	0.770	15:08:12.816
5 -	<b>1:41.615</b>	<b>50.120</b>	<b>2:31.735 (1)</b>	<b>70.43</b>		<b>15:10:44.551</b>

# BMCRC - MRO Championships 2023 - Rnd 3 @ Snetterton

## BMCRC-RKB F1 & F2 Sidecars

### RACE 9 - SECTOR ANALYSIS



SECTOR 1 = FL to I1, SECTOR 2 = I1 to FL, DIFF = Difference To Personal Best Lap, P = Crossed Finish Line in Pit Lane, D = Time Disallowed

P7 33 F2 HEGARTY / NEAVE		Baker Honda - Sean Hegarty ltd				
IDEAL LAP TIME : 2:32.886		BEST LAP TIME : 2:32.886		DIFFERENCE : 0.000		
LAP	SECTOR 1	SECTOR 2	LAP TIME	MPH	DIFF	TIME OF DAY
1 -		53.462	2:52.293	62.03	19.407	15:00:34.713
2 -	1:45.355	51.851	2:37.206	67.98	4.320	15:03:11.919
3 -	1:43.894	51.311	2:35.205 (3)	68.86	2.319	15:05:47.124
4 -	<b>1:42.154</b>	<b>50.732</b>	<b>2:32.886 (1)</b>	<b>69.90</b>		<b>15:08:20.010</b>
5 -	1:43.829	51.080	2:34.909 (2)	68.99	2.023	15:10:54.919

P8 73 F2 GOODIER / STONE		LCR F2 - Rowtec ltd				
IDEAL LAP TIME : 2:36.884		BEST LAP TIME : 2:37.345		DIFFERENCE : 0.461		
LAP	SECTOR 1	SECTOR 2	LAP TIME	MPH	DIFF	TIME OF DAY
1 -		54.260	2:53.359	61.65	16.014	15:00:35.779
2 -	1:46.250	53.376	2:39.626	66.95	2.281	15:03:15.405
3 -	1:46.203	52.673	2:38.876 (2)	67.27	1.531	15:05:54.281
4 -	1:46.304	<b>52.672</b>	2:38.976 (3)	67.23	1.631	15:08:33.257
5 -	<b>1:44.212</b>	53.133	<b>2:37.345 (1)</b>	<b>67.92</b>		<b>15:11:10.602</b>

P9 10 F1 WEBB / HOPE		LCR Suzuki - N W Services				
IDEAL LAP TIME : 2:37.180		BEST LAP TIME : 2:37.452		DIFFERENCE : 0.272		
LAP	SECTOR 1	SECTOR 2	LAP TIME	MPH	DIFF	TIME OF DAY
1 -		54.479	2:58.232	59.96	20.780	15:00:40.652
2 -	1:48.194	54.196	2:42.390	65.81	4.938	15:03:23.042
3 -	1:45.827	52.544	2:38.371 (3)	67.48	0.919	15:06:01.413
4 -	1:45.171	<b>52.281</b>	<b>2:37.452 (1)</b>	<b>67.88</b>		<b>15:08:38.865</b>
5 -	<b>1:44.899</b>	52.802	2:37.701 (2)	67.77	0.249	15:11:16.566

P10 65 F1 FAIERS / PLUCKROSE		Ryde Yamaha 600 - AW Racing ltd				
IDEAL LAP TIME : 2:39.519		BEST LAP TIME : 2:40.011		DIFFERENCE : 0.492		
LAP	SECTOR 1	SECTOR 2	LAP TIME	MPH	DIFF	TIME OF DAY
1 -		<b>53.370</b>	2:51.212	62.42	11.201	15:00:33.632
2 -	<b>1:46.149</b>	53.862	<b>2:40.011 (1)</b>	<b>66.79</b>		<b>15:03:13.643</b>
3 -	1:46.356	54.139	2:40.495 (2)	66.59	0.484	15:05:54.138
4 -	1:47.660	54.253	2:41.913	66.01	1.902	15:08:36.051
5 -	1:47.119	53.956	2:41.075 (3)	66.35	1.064	15:11:17.126

P11 83 F2 BUCHANAN / EVANS		Lumley Ireson Kawasaki - Bull Inn Racing				
IDEAL LAP TIME : 2:38.957		BEST LAP TIME : 2:38.957		DIFFERENCE : 0.000		
LAP	SECTOR 1	SECTOR 2	LAP TIME	MPH	DIFF	TIME OF DAY
1 -		55.357	2:54.649	61.19	15.692	15:00:37.069
2 -	1:47.779	53.156	2:40.935 (2)	66.41	1.978	15:03:18.004
3 -	<b>1:45.975</b>	<b>52.982</b>	<b>2:38.957 (1)</b>	<b>67.23</b>		<b>15:05:56.961</b>
4 -	1:46.645	54.416	2:41.061 (3)	66.36	2.104	15:08:38.022
5 -	1:51.312	54.421	2:45.733	64.48	6.776	15:11:23.755

P12 41 F2 RILEY / JAMES		-				
IDEAL LAP TIME : 2:43.536		BEST LAP TIME : 2:44.429		DIFFERENCE : 0.893		
LAP	SECTOR 1	SECTOR 2	LAP TIME	MPH	DIFF	TIME OF DAY
1 -		55.299	2:57.989	60.04	13.560	15:00:40.409
2 -	1:51.621	<b>54.076</b>	2:45.697 (2)	64.50	1.268	15:03:26.106
3 -	<b>1:49.460</b>	54.969	<b>2:44.429 (1)</b>	<b>65.00</b>		<b>15:06:10.535</b>
4 -	2:03.682	55.606	2:59.288	59.61	14.859	15:09:09.823
5 -	1:50.665	56.614	2:47.279 (3)	63.89	2.850	15:11:57.102

# BMCRC - MRO Championships 2023 - Rnd 3 @ Snetterton

## BMCRC-RKB F1 & F2 Sidecars

### RACE 9 - SECTOR ANALYSIS



SECTOR 1 = FL to I1, SECTOR 2 = I1 to FL, DIFF = Difference To Personal Best Lap, P = Crossed Finish Line in Pit Lane, D = Time Disallowed

P13 28 F2 KING / SIGSWORTH		Lumley Ireson F2 - Townsend Motors				
IDEAL LAP TIME : 2:47.934		BEST LAP TIME : 2:48.551		DIFFERENCE : 0.617		
LAP	SECTOR 1	SECTOR 2	LAP TIME	MPH	DIFF	TIME OF DAY
1 -		58.901	3:06.896	57.18	18.345	15:00:49.316
2 -	<b>1:52.567</b>	56.871	2:49.438	63.07	0.887	15:03:38.754
3 -	1:52.863	56.489	2:49.352 (3)	63.11	0.801	15:06:28.106
4 -	1:53.184	<b>55.367</b>	<b>2:48.551 (1)</b>	<b>63.41</b>		<b>15:09:16.657</b>
5 -	1:53.143	56.137	2:49.280 (2)	63.13	0.729	15:12:05.937

P14 7 F2 PEARSON / DODD		LCR Suzuki 600 - ABS Racing				
IDEAL LAP TIME : 2:48.582		BEST LAP TIME : 2:48.879		DIFFERENCE : 0.297		
LAP	SECTOR 1	SECTOR 2	LAP TIME	MPH	DIFF	TIME OF DAY
1 -		58.105	3:05.174	57.71	16.295	15:00:47.594
2 -	1:53.092	57.454	2:50.546	62.66	1.667	15:03:38.140
3 -	<b>1:52.212</b>	56.667	<b>2:48.879 (1)</b>	<b>63.28</b>		<b>15:06:27.019</b>
4 -	1:52.928	<b>56.370</b>	2:49.298 (2)	63.13	0.419	15:09:16.317
5 -	1:53.197	57.024	2:50.221 (3)	62.78	1.342	15:12:06.538

P15 121 F1 LAWRENCE / HUGHES		LCR Yamaha - highfield transport, JHM autos				
IDEAL LAP TIME : 2:46.052		BEST LAP TIME : 2:46.323		DIFFERENCE : 0.271		
LAP	SECTOR 1	SECTOR 2	LAP TIME	MPH	DIFF	TIME OF DAY
1 -		1:00.190	3:09.736	56.33	23.413	15:00:52.156
2 -	1:52.539	58.341	2:50.880	62.54	4.557	15:03:43.036
3 -	<b>1:49.444</b>	56.879	<b>2:46.323 (1)</b>	<b>64.26</b>		<b>15:06:29.359</b>
4 -	1:52.922	57.807	2:50.729 (3)	62.60	4.406	15:09:20.088
5 -	1:50.661	<b>56.608</b>	2:47.269 (2)	63.89	0.946	15:12:07.357

P16 67 F1 JEFFREY / FIELD		Windle F1 - MJP/wesso racing				
IDEAL LAP TIME : 2:57.063		BEST LAP TIME : 2:58.388		DIFFERENCE : 1.325		
LAP	SECTOR 1	SECTOR 2	LAP TIME	MPH	DIFF	TIME OF DAY
1 -		1:00.217	3:07.491	57.00	9.103	15:00:49.911
2 -	<b>1:57.328</b>	1:02.404	2:59.732 (2)	59.46	1.344	15:03:49.643
3 -	2:08.411	1:00.310	3:08.721 (3)	56.63	10.333	15:06:58.364
4 -	1:58.653	<b>59.735</b>	<b>2:58.388 (1)</b>	<b>59.91</b>		<b>15:09:56.752</b>

P17 19 F1 MacBRIDE / EDWARDS		LCR Yamaha 600 - Lifesafety Motorsport				
IDEAL LAP TIME : 3:02.080		BEST LAP TIME : 3:03.208		DIFFERENCE : 1.128		
LAP	SECTOR 1	SECTOR 2	LAP TIME	MPH	DIFF	TIME OF DAY
1 -		1:04.043	3:16.099	54.50	12.891	15:00:58.519
2 -	2:02.360	1:01.763	3:04.123 (2)	58.04	0.915	15:04:02.642
3 -	2:01.992	<b>1:01.216</b>	<b>3:03.208 (1)</b>	<b>58.33</b>		<b>15:07:05.850</b>
4 -	<b>2:00.864</b>	1:03.442	3:04.306 (3)	57.99	1.098	15:10:10.156

P18 135 F2 A.CROWE / LUDLOW		Suzuki GSXR -				
IDEAL LAP TIME : 3:16.098		BEST LAP TIME : 3:16.195		DIFFERENCE : 0.097		
LAP	SECTOR 1	SECTOR 2	LAP TIME	MPH	DIFF	TIME OF DAY
1 -		1:08.461	3:39.917	48.60	23.722	15:01:22.337
2 -	2:09.789	<b>1:07.480</b>	3:17.269 (2)	54.18	1.074	15:04:39.606
3 -	<b>2:08.618</b>	1:07.577	<b>3:16.195 (1)</b>	<b>54.47</b>		<b>15:07:55.801</b>
4 -	2:13.744	1:09.376	3:23.120 (3)	52.61	6.925	15:11:18.921

# BMCRC - MRO Championships 2023 - Rnd 3 @ Snetterton

## BMCRC-RKB F1 & F2 Sidecars

### RACE 9 - SECTOR ANALYSIS



SECTOR 1 = FL to I1, SECTOR 2 = I1 to FL, DIFF = Difference To Personal Best Lap, P = Crossed Finish Line in Pit Lane, D = Time Disallowed

<b>P19 77 F1 REEVES / WILKES</b>		ARS - Bonovo Action/ Rich Energy				
IDEAL LAP TIME : 2:21.722		BEST LAP TIME : 2:21.896				
		DIFFERENCE : 0.174				
LAP	SECTOR 1	SECTOR 2	LAP TIME	MPH	DIFF	TIME OF DAY
1 -		47.604	2:29.911	71.29	8.015	15:00:12.331
2 -	1:35.996	<b>46.801</b>	2:22.797 (2)	74.84	0.901	15:02:35.128
3 -	<b>1:34.921</b>	46.975	<b>2:21.896 (1)</b>	<b>75.32</b>		<b>15:04:57.024</b>
4 -	1:36.387	46.808	2:23.195 (3)	74.64	1.299	15:07:20.219

<b>P20 137 F2 KNIGHT / HUGHES</b>		LCR Honda -				
IDEAL LAP TIME : 3:36.843		BEST LAP TIME :				
		DIFFERENCE :				
LAP	SECTOR 1	SECTOR 2	LAP TIME	MPH	DIFF	TIME OF DAY
1 -		<b>58.874</b>	2:57.533	60.20		15:00:39.953

# BMCRC - MRO Championships 2023 - Rnd 3 @ Snetterton

## BMCRC-RKB F1 & F2 Sidecars

### RACE 9 - BEST SECTORS

SECTOR 1			SECTOR 2			IDEAL / BEST COMPARISON						
POS	NO	NAME	TIME	NO	NAME	TIME	POS	NO	NAME	IDEAL	BEST	DIFF
									<b>PERFECT LAP</b>	<b>2:21.722</b>		
1	77	REEVES / WILKES	1:34.921	77	REEVES / WILKES	46.801	1	77	REEVES / WILKES	2:21.722	2:21.896	0.174
2	11	GILBERT / HILDIGE	1:37.364	11	GILBERT / HILDIGE	48.171	2	11	GILBERT / HILDIGE	2:25.535	2:26.398	0.863
3	3	R.CROWE / C.CROWE	1:37.939	3	R.CROWE / C.CROWE	48.481	3	3	R.CROWE / C.CROWI	2:26.420	2:27.285	0.865
4	125	GIBSON / CHRISTIE	1:38.884	125	GIBSON / CHRISTIE	48.974	4	125	GIBSON / CHRISTIE	2:27.858	2:27.955	0.097
5	42	CURRIE / SHARP	1:39.550	42	CURRIE / SHARP	50.056	5	42	CURRIE / SHARP	2:29.606	2:30.037	0.431
6	25	MacLAURIN / HOPE	1:41.615	25	MacLAURIN / HOPE	50.120	6	25	MacLAURIN / HOPE	2:31.735	2:31.735	0.000
7	33	HEGARTY / NEAVE	1:42.154	4	MOLYNEUX / SAYLE	50.582	7	33	HEGARTY / NEAVE	2:32.886	2:32.886	0.000
8	4	MOLYNEUX / SAYLE	1:43.066	33	HEGARTY / NEAVE	50.732	8	4	MOLYNEUX / SAYLE	2:33.648	2:33.691	0.043
9	73	GOODIER / STONE	1:44.212	10	WEBB / HOPE	52.281	9	73	GOODIER / STONE	2:36.884	2:37.345	0.461
10	10	WEBB / HOPE	1:44.899	73	GOODIER / STONE	52.672	10	10	WEBB / HOPE	2:37.180	2:37.452	0.272
11	83	BUCHANAN / EVANS	1:45.975	83	BUCHANAN / EVANS	52.982	11	83	BUCHANAN / EVANS	2:38.957	2:38.957	0.000
12	65	FAIERS / PLUCKROSE	1:46.149	65	FAIERS / PLUCKROSE	53.370	12	65	FAIERS / PLUCKROS	2:39.519	2:40.011	0.492
13	121	LAWRENCE / HUGHES	1:49.444	41	RILEY / JAMES	54.076	13	41	RILEY / JAMES	2:43.536	2:44.429	0.893
14	41	RILEY / JAMES	1:49.460	28	KING / SIGSWORTH	55.367	14	121	LAWRENCE / HUGHE	2:46.052	2:46.323	0.271
15	7	PEARSON / DODD	1:52.212	7	PEARSON / DODD	56.370	15	28	KING / SIGSWORTH	2:47.934	2:48.551	0.617
16	28	KING / SIGSWORTH	1:52.567	121	LAWRENCE / HUGHES	56.608	16	7	PEARSON / DODD	2:48.582	2:48.879	0.297
17	67	JEFFREY / FIELD	1:57.328	137	KNIGHT / HUGHES	58.874	17	67	JEFFREY / FIELD	2:57.063	2:58.388	1.325
18	19	MacBRIDE / EDWARDS	2:00.864	67	JEFFREY / FIELD	59.735	18	19	MacBRIDE / EDWARC	3:02.080	3:03.208	1.128
19	135	A.CROWE / LUDLOW	2:08.618	19	MacBRIDE / EDWARDS	1:01.216	19	135	A.CROWE / LUDLOW	3:16.098	3:16.195	0.097
20	137	KNIGHT / HUGHES	2:37.969	135	A.CROWE / LUDLOW	1:07.480	20	137	KNIGHT / HUGHES	3:36.843		
21												
22												
23												

# BMCRC - MRO Championships 2023 - Rnd 3 @ Snetterton

## BMCRC-RKB F1 & F2 Sidecars

### RACE 9 - STATISTICS

**Competitors Started** 22  
**Planned Start** 2023-05-06 @ 14:00:00.000  
**Actual Start** 2023-05-06 @ 14:57:42.419  
**Finish Time** 2023-05-06 @ 15:10:07.581  
**Track Length** 2.9689mi.  
**Total Laps** 92  
**Total Distance Covered** 273.1398mi.

#### Session Fastest Lap History

NO	CL	NAME	LAP TIME	TIME OF DAY	LAP	VEHICLE
77	F1	REEVES / WILKES	<b>2:22.797</b>	15:02:35.143	2	ARS
77	F1	REEVES / WILKES	<b>2:21.896</b>	15:04:57.039	3	ARS

#### Session Leader History

NO	CL	NAME	FROM LAP	LAPS LED	DISTANCE	VEHICLE
77	F1	REEVES / WILKES	1	4	11.87 miles	ARS
11	F1	GILBERT / HILDIGE	5	1	2.96 miles	Ryde 1000

#### Flag History

TYPE	TIME OF DAY
GREEN	14:57:42.419
FINISH	15:10:07.581

#### Flag Statistics

TYPE	COUNT	TOTAL LAPS	TOTAL TIME
Green	1	5	14:45.580
Red	0	0	0.000
Safety Car	0	0	0.000
FCY	0	0	0.000



# BMCRC - MRO Championships 2023 - Rnd 3 @ Snetterton

## BMCRC-RKB F1 & F2 Sidecars

### RACE 9 - STATISTICS

**CLASS : F1**

9 Starters

#### Fastest Lap History

NO	NAME	LAP TIME	TIME OF DAY	LAP	VEHICLE
77	REEVES / WILKES	<b>2:22.797</b>	15:02:35.143	2	ARS
77	REEVES / WILKES	<b>2:21.896</b>	15:04:57.039	3	ARS

#### Leader History

NO	NAME	FROM LAP	LAPS LED	DISTANCE	VEHICLE
77	REEVES / WILKES	1	4	11.87 miles	ARS
11	GILBERT / HILDIGE	5	1	2.96 miles	Ryde 1000

# BMCRC - MRO Championships 2023 - Rnd 3 @ Snetterton

## BMCRC-RKB F1 & F2 Sidecars

### RACE 9 - STATISTICS

**CLASS : F2**

13 Starters

#### Fastest Lap History

NO	NAME	LAP TIME	TIME OF DAY	LAP	VEHICLE
125	GIBSON / CHRISTIE	<b>2:31.050</b>	15:02:49.569	2	CES F2 Suzuki
125	GIBSON / CHRISTIE	<b>2:28.963</b>	15:05:18.532	3	CES F2 Suzuki
3	R.CROWE / C.CROWE	<b>2:27.548</b>	15:05:32.656	3	HCR Triumph 675
3	R.CROWE / C.CROWE	<b>2:27.285</b>	15:07:59.941	4	HCR Triumph 675

#### Leader History

NO	NAME	FROM LAP	LAPS LED	DISTANCE	VEHICLE
125	GIBSON / CHRISTIE	1	5	14.84 miles	CES F2 Suzuki

# BMCRC - MRO Championships 2023 - Rnd 3 @ Snetterton

## BMCRC-RKB F1 & F2 Sidecars

### RACE 20 - GRID (5 Laps)



ROW 13	1		1		37	<b>188</b> BEST / TBC		
ROW 12	36	<b>37</b> MORPHET / REILLY	35		34	<b>13</b> HEGARTY / WHITNALL		
ROW 11		33	<b>84</b> LAIDLAW / LAIDLAW	32		31	<b>135</b> A.CROWE / LUDLOW 3:16.195	
ROW 10		30	<b>19</b> MacBRIDE / EDWARDS 3:03.208	29		28	<b>67</b> JEFFREY / FIELD 2:58.388	
ROW 9			27	<b>7</b> PEARSON / DODD 2:48.879	26		25	<b>28</b> KING / SIGSWORTH 2:48.551
ROW 8		24	<b>121</b> LAWRENCE / HUGHES 2:46.323	23		22	<b>38</b> MOSS / PILMOOR-BRADY	
ROW 7			21	<b>41</b> RILEY / JAMES 2:44.429	20		19	<b>137</b> KNIGHT / HUGHES
ROW 6		18	<b>65</b> FAIERS / PLUCKROSE 2:40.011	17		16	<b>83</b> BUCHANAN / EVANS 2:38.957	
ROW 5			15	<b>10</b> WEBB / HOPE 2:37.452	14		13	<b>73</b> GOODIER / STONE 2:37.345
ROW 4		12	<b>4</b> MOLYNEUX / SAYLE 2:33.691	11		10	<b>33</b> HEGARTY / NEAVE 2:32.886	
ROW 3			9	<b>25</b> MacLAURIN / HOPE 2:31.735	8		7	<b>42</b> CURRIE / SHARP 2:30.037
ROW 2		6	<b>125</b> GIBSON / CHRISTIE 2:27.955	5		4	<b>3</b> R.CROWE / C.CROWE 2:27.285	
ROW 1			3	<b>11</b> GILBERT / HILDIGE 2:26.398	2		1	<b>77</b> REEVES / WILKES 2:21.896
<b>Pole</b>								

Snetterton 300: 2.9689 miles

These results are provisional until the conclusion of any judicial and technical matters.

Clerk Of Course :	Stewards :	Timekeeper : Richard Evans
-------------------	------------	----------------------------

Results can be found at [www.tsl-timing.com](http://www.tsl-timing.com)

Printed - 15:20 Saturday, 06 May 2023



# BMCRC - MRO Championships 2023 - Rnd 3 @ Snetterton



## BMCRC-RKB F1 & F2 Sidecars

### RACE 20 - CLASSIFICATION

POS	NO	CL	PIC NAME	ENTRY	LAPS	TIME	GAP	DIFF	MPH	BEST	ON
1	125	F2	1 GIBSON / CHRISTIE	CES F2 Suzuki - Gibson Racing	5	11:08.487			79.94	2:11.518	3
2	33	F2	2 HEGARTY / NEAVE	Baker Honda - Sean Hegarty Ltd	5	11:10.382	1.895	1.895	79.71	2:10.443	5
3	4	F2	3 MOLYNEUX / SAYLE	KTM 890 R - A&J racing	5	11:23.436	14.949	13.054	78.19	2:13.974	3
4	25	F1	1 MacLAURIN / HOPE	ARS1 Yamaha 600 - Amr	5	11:35.020	26.533	11.584	76.89	2:16.690	5
5	137	F2	4 KNIGHT / HUGHES	LCR Honda -	5	11:36.905	28.418	1.885	76.68	2:14.680	5
6	42	F2	5 CURRIE / SHARP	LCR Yamaha -	5	11:36.942	28.455	0.037	76.67	2:15.730	2
7	7	F2	6 PEARSON / DODD	LCR Suzuki 600 - ABS Racing	5	11:48.673	40.186	11.731	75.40	2:16.497	4
8	10	F1	2 WEBB / HOPE	LCR Suzuki - N W Services	5	11:50.897	42.410	2.224	75.17	2:18.311	3
9	41	F2	7 RILEY / JAMES	-	5	11:55.281	46.794	4.384	74.71	2:18.050	4
10	37	F2	8 MORPHET / REILLY	LCR Suzuki -	5	11:55.609	47.122	0.328	74.67	2:18.541	4
11	3	F2	9 R.CROWE / C.CROWE	HCR Triumph 675 - Northern Fuels	5	11:56.653	48.166	1.044	74.56	2:15.796	2
12	84	F1	3 LAIDLAW / LAIDLAW	Yamaha R6 - Marin motorsport	5	11:57.231	48.744	0.578	74.50	2:18.639	4
13	13	F2	10 HEGARTY / WHITNALL	Shelbourne Honda - Mark Hegarty Surfacing	5	12:01.514	53.027	4.283	74.06	2:17.496	4
14	28	F2	11 KING / SIGSWORTH	Lumley Ireson F2 - Townsend Motors	5	12:16.826	1:08.339	15.312	72.52	2:22.662	5
15	67	F1	4 JEFFREY / FIELD	Windle F1 - MJP/wesso racing	5	12:40.510	1:32.023	23.684	70.26	2:26.068	5
16	121	F1	5 LAWRENCE / HUGHES	LCR Yamaha - highfield transport, JHM autos	5	12:47.883	1:39.396	7.373	69.59	2:23.774	5
17	135	F2	12 A.CROWE / LUDLOW	Suzuki GSXR -	4	11:12.596	1 Lap	1 Lap	63.56	2:40.649	3

#### NOT CLASSIFIED

NC	65	F1	FAIERS / PLUCKROSE	Ryde Yamaha 600 - AWracing ltd	5	11:56.350	47.863	0.000	74.60	2:19.800	3
DNF	77	F1	REEVES / WILKES	ARS - Bonovo Action/ Rich Energy	4	8:37.171	1 Lap	1 Lap	82.66	2:05.987	4
DNF	83	F2	BUCHANAN / EVANS	Lumley Ireson Kawasaki - Bull Inn Racing	3	7:15.887	2 Laps	1 Lap	73.56	2:21.193	3
DNF	73	F2	GOODIER / STONE	LCR F2 - Rowtec ltd	1	2:27.498	4 Laps	2 Laps	72.46		
DNF	38	F1	MOSS / PILMOOR-BRADY	LCR Yamaha R6 - LifeSafety Motorsport - CharlieMo	1	2:34.377	4 Laps	6.879	69.23		
DNF	11	F1	GILBERT / HILDIGE	Ryde 1000 - West Ewell fencing	0						

#### FASTEST LAP

	77	F1	REEVES / WILKES	ARS - Bonovo Action/ Rich Energy	4	2:05.987		84.83 mph	136.52 kph		
	33	F2	HEGARTY / NEAVE	Baker Honda - Sean Hegarty Ltd	5	2:10.443		81.93 mph	131.86 kph		

#65 - Completed the race without a passenger - Not classified.

Class F2 - 92.5% of Race Speed = 73.94 mph

Class F1 - 92.5% of Race Speed = 71.12 mph

Weather / Track : Cloudy / Dry

These results are provisional until the conclusion of any judicial and technical matters.

Race Distance: 5 Laps / 14.84 miles

Snetterton 300: 2.9689 miles

Date: 07/05/2023 Start: 10:10 Finish: 10:21

Clerk Of Course :	Stewards :	Timekeeper : Richard Evans
-------------------	------------	----------------------------

Results can be found at [www.tsl-timing.com](http://www.tsl-timing.com)

Printed - 10:29 Sunday, 07 May 2023



# BMCRC - MRO Championships 2023 - Rnd 3 @ Snetterton

## BMCRC-RKB F1 & F2 Sidecars

### RACE 20 - LAP CHART

#### LAP 1 @ 10:12:15.556

NO	BEHIND	LAP TIME
77		2:14.084
125	5.997	2:20.081
3	6.586	2:20.670
4	7.122	2:21.206
42	8.196	2:22.280
33	8.601	2:22.685
25	9.902	2:23.986
73	13.414	2:27.498
65	14.489	2:28.573
10	16.457	2:30.541
83	16.519	2:30.603
137	17.298	2:31.382
13	18.940	2:33.024
41	19.829	2:33.913
38	20.293	2:34.377
7	20.477	2:34.561
37	20.708	2:34.792
28	21.602	2:35.686
84	22.104	2:36.188
67	29.118	2:43.202
121	41.361	2:55.445
135	48.659	3:02.743

#### LAP 2 @ 10:14:24.886

NO	BEHIND	LAP TIME
77		2:09.330
125	9.567	2:12.900
4	12.856	2:15.064
3	13.052	2:15.796
33	13.192	2:13.921
42	14.596	2:15.730
25	19.415	2:18.843
65	26.808	2:21.649
137	27.383	2:19.415
10	28.610	2:21.483
13	30.926	2:21.316
83	31.280	2:24.091
7	31.702	2:20.555
41	31.745	2:21.246
37	33.599	2:22.221
84	36.043	2:23.269
28	36.694	2:24.422
67	51.538	2:31.750
121	1:04.867	2:32.836
135	1:23.780	2:44.451

#### LAP 3 @ 10:16:32.656

NO	BEHIND	LAP TIME
77		2:07.770
125	13.315	2:11.518
33	17.524	2:12.102
4	19.060	2:13.974
3	24.766	2:19.484
42	24.996	2:18.170
25	29.959	2:18.314
137	36.277	2:16.664
65	38.838	2:19.800
10	39.151	2:18.311
7	42.794	2:18.862
13	42.814	2:19.658
37	44.618	2:18.789
83	44.703	2:21.193

41	45.421	2:21.446
84	48.479	2:20.206
28	56.013	2:27.089
67	1:14.407	2:30.639
121	1:25.586	2:28.489
135	1:56.659	2:40.649

#### LAP 4 @ 10:18:38.643

NO	BEHIND	LAP TIME
77		2:05.987
125	19.632	2:12.304
33	22.768	2:11.231
4	29.172	2:16.099
42	40.763	2:21.754
25	41.159	2:17.187
137	45.054	2:14.764
3	50.563	2:31.784
10	51.762	2:18.598
65	52.985	2:20.134
7	53.304	2:16.497
13	54.323	2:17.496
37	57.172	2:18.541
41	57.484	2:18.050
84	1:01.131	2:18.639
28	1:16.993	2:26.967
67	1:37.271	2:28.851
121	1:46.938	2:27.339

#### LAP 5 @ 10:21:09.959

NO	BEHIND	LAP TIME
125		2:11.684
33	1.895	2:10.443
135	1 Lap	2:44.753
4	14.949	2:17.093
25	26.533	2:16.690
137	28.418	2:14.680
42	28.455	2:19.008
7	40.186	2:18.198
10	42.410	2:21.964
41	46.794	2:20.626
37	47.122	2:21.266
65	47.863	2:26.194
3	48.166	2:28.919
84	48.744	2:18.929
13	53.027	2:30.020
28	1:08.339	2:22.662
67	1:32.023	2:26.068
121	1:39.396	2:23.774

# BMCRC - MRO Championships 2023 - Rnd 3 @ Snetterton

## BMCRC-RKB F1 & F2 Sidecars

### RACE 20 - POSITION CHART

No	Name	Lap Pos	Lap				
			1	2	3	4	5
77	REEVES / WILKES	1	77	77	77	77	125
11	GILBERT / HILDIGE	2	125	125	125	125	33
3	R.CROWE / C.CROWE	3	3	4	33	33	4
125	GIBSON / CHRISTIE	4	4	3	4	4	25
42	CURRIE / SHARP	5	42	33	3	42	137
25	MacLAURIN / HOPE	6	33	42	42	25	42
33	HEGARTY / NEAVE	7	25	25	25	137	7
4	MOLYNEUX / SAYLE	8	73	65	137	3	10
73	GOODIER / STONE	9	65	137	65	10	41
10	WEBB / HOPE	10	10	10	10	65	37
83	BUCHANAN / EVANS	11	83	13	7	7	65
65	FAIERS / PLUCKROSE	12	137	83	13	13	3
137	KNIGHT / HUGHES	13	13	7	37	37	84
41	RILEY / JAMES	14	41	41	83	41	13
38	MOSS / PILMOOR-BRA	15	38	37	41	84	28
121	LAWRENCE / HUGHES	16	7	84	84	28	67
28	KING / SIGSWORTH	17	37	28	28	67	121
7	PEARSON / DODD	18	28	67	67	121	
67	JEFFREY / FIELD	19	84	121	121	135	
135	A.CROWE / LUDLOW	20	67	135	135		
84	LAIDLAW / LAIDLAW	21	121				
13	HEGARTY / WHITNALL	22	135				
37	MORPHET / REILLY	23					

# BMCRC - MRO Championships 2023 - Rnd 3 @ Snetterton

## BMCRC-RKB F1 & F2 Sidecars

### RACE 20 - SECTOR ANALYSIS



SECTOR 1 = FL to I1, SECTOR 2 = I1 to FL, DIFF = Difference To Personal Best Lap, P = Crossed Finish Line in Pit Lane, D = Time Disallowed

P1 125 F2		GIBSON / CHRISTIE		CES F2 Suzuki - Gibson Racing		
IDEAL LAP TIME : 2:11.099		BEST LAP TIME : 2:11.518		DIFFERENCE : 0.419		
LAP	SECTOR 1	SECTOR 2	LAP TIME	MPH	DIFF	TIME OF DAY
1 -		44.542	2:20.081	76.29	8.563	10:12:21.553
2 -	1:28.725	44.175	2:12.900	80.42	1.382	10:14:34.453
3 -	1:27.881	<b>43.637</b>	<b>2:11.518 (1)</b>	<b>81.26</b>		<b>10:16:45.971</b>
4 -	1:28.438	43.866	2:12.304 (3)	80.78	0.786	10:18:58.275
5 -	<b>1:27.462</b>	44.222	2:11.684 (2)	81.16	0.166	10:21:09.959

P2 33 F2		HEGARTY / NEAVE		Baker Honda - Sean Hegarty Ltd		
IDEAL LAP TIME : 2:10.443		BEST LAP TIME : 2:10.443		DIFFERENCE : 0.000		
LAP	SECTOR 1	SECTOR 2	LAP TIME	MPH	DIFF	TIME OF DAY
1 -		44.101	2:22.685	74.90	12.242	10:12:24.157
2 -	1:28.675	45.246	2:13.921	79.80	3.478	10:14:38.078
3 -	1:28.975	43.127	2:12.102 (3)	80.90	1.659	10:16:50.180
4 -	1:28.118	43.113	2:11.231 (2)	81.44	0.788	10:19:01.411
5 -	<b>1:27.500</b>	<b>42.943</b>	<b>2:10.443 (1)</b>	<b>81.93</b>		<b>10:21:11.854</b>

P3 4 F2		MOLYNEUX / SAYLE		KTM 890 R - A&J racing		
IDEAL LAP TIME : 2:13.934		BEST LAP TIME : 2:13.974		DIFFERENCE : 0.040		
LAP	SECTOR 1	SECTOR 2	LAP TIME	MPH	DIFF	TIME OF DAY
1 -		<b>43.969</b>	2:21.206	75.69	7.232	10:12:22.678
2 -	1:30.036	45.028	2:15.064 (2)	79.13	1.090	10:14:37.742
3 -	<b>1:29.965</b>	44.009	<b>2:13.974 (1)</b>	<b>79.77</b>		<b>10:16:51.716</b>
4 -	1:31.165	44.934	2:16.099 (3)	78.53	2.125	10:19:07.815
5 -	1:32.216	44.877	2:17.093	77.96	3.119	10:21:24.908

P4 25 F1		MacLAURIN / HOPE		ARS1 Yamaha 600 - Amr		
IDEAL LAP TIME : 2:16.371		BEST LAP TIME : 2:16.690		DIFFERENCE : 0.319		
LAP	SECTOR 1	SECTOR 2	LAP TIME	MPH	DIFF	TIME OF DAY
1 -		<b>45.077</b>	2:23.986	74.22	7.296	10:12:25.458
2 -	1:32.884	45.959	2:18.843	76.97	2.153	10:14:44.301
3 -	1:32.995	45.319	2:18.314 (3)	77.27	1.624	10:17:02.615
4 -	1:31.510	45.677	2:17.187 (2)	77.90	0.497	10:19:19.802
5 -	<b>1:31.294</b>	45.396	<b>2:16.690 (1)</b>	<b>78.19</b>		<b>10:21:36.492</b>

P5 137 F2		KNIGHT / HUGHES		LCR Honda -		
IDEAL LAP TIME : 2:14.187		BEST LAP TIME : 2:14.680		DIFFERENCE : 0.493		
LAP	SECTOR 1	SECTOR 2	LAP TIME	MPH	DIFF	TIME OF DAY
1 -		47.162	2:31.382	70.60	16.702	10:12:32.854
2 -	1:33.444	45.971	2:19.415	76.66	4.735	10:14:52.269
3 -	1:30.878	45.786	2:16.664 (3)	78.20	1.984	10:17:08.933
4 -	1:29.750	<b>45.014</b>	2:14.764 (2)	79.30	0.084	10:19:23.697
5 -	<b>1:29.173</b>	45.507	<b>2:14.680 (1)</b>	<b>79.35</b>		<b>10:21:38.377</b>

P6 42 F2		CURRIE / SHARP		LCR Yamaha -		
IDEAL LAP TIME : 2:15.235		BEST LAP TIME : 2:15.730		DIFFERENCE : 0.495		
LAP	SECTOR 1	SECTOR 2	LAP TIME	MPH	DIFF	TIME OF DAY
1 -		<b>44.612</b>	2:22.280	75.11	6.550	10:12:23.752
2 -	<b>1:30.623</b>	45.107	<b>2:15.730 (1)</b>	<b>78.74</b>		<b>10:14:39.482</b>
3 -	1:31.556	46.614	2:18.170 (2)	77.35	2.440	10:16:57.652
4 -	1:35.174	46.580	2:21.754	75.39	6.024	10:19:19.406
5 -	1:32.602	46.406	2:19.008 (3)	76.88	3.278	10:21:38.414

# BMCRC - MRO Championships 2023 - Rnd 3 @ Snetterton

## BMCRC-RKB F1 & F2 Sidecars

### RACE 20 - SECTOR ANALYSIS



SECTOR 1 = FL to I1, SECTOR 2 = I1 to FL, DIFF = Difference To Personal Best Lap, P = Crossed Finish Line in Pit Lane, D = Time Disallowed

P7		7 F2		PEARSON / DODD		LCR Suzuki 600 - ABS Racing	
IDEAL LAP TIME : 2:16.358		BEST LAP TIME : 2:16.497		DIFFERENCE : 0.139			
LAP	SECTOR 1	SECTOR 2	LAP TIME	MPH	DIFF	TIME OF DAY	
1 -		48.025	2:34.561	69.15	18.064	10:12:36.033	
2 -	1:33.894	46.661	2:20.555	76.04	4.058	10:14:56.588	
3 -	1:32.096	46.766	2:18.862 (3)	76.96	2.365	10:17:15.450	
4 -	<b>1:30.640</b>	45.857	<b>2:16.497 (1)</b>	<b>78.30</b>		<b>10:19:31.947</b>	
5 -	1:32.480	<b>45.718</b>	2:18.198 (2)	77.33	1.701	10:21:50.145	

P8		10 F1		WEBB / HOPE		LCR Suzuki - N W Services	
IDEAL LAP TIME : 2:17.232		BEST LAP TIME : 2:18.311		DIFFERENCE : 1.079			
LAP	SECTOR 1	SECTOR 2	LAP TIME	MPH	DIFF	TIME OF DAY	
1 -		46.842	2:30.541	70.99	12.230	10:12:32.013	
2 -	1:34.236	47.247	2:21.483 (3)	75.54	3.172	10:14:53.496	
3 -	<b>1:31.452</b>	46.859	<b>2:18.311 (1)</b>	<b>77.27</b>		<b>10:17:11.807</b>	
4 -	1:32.300	46.298	2:18.598 (2)	77.11	0.287	10:19:30.405	
5 -	1:36.184	<b>45.780</b>	2:21.964	75.28	3.653	10:21:52.369	

P9		41 F2		RILEY / JAMES		-	
IDEAL LAP TIME : 2:18.050		BEST LAP TIME : 2:18.050		DIFFERENCE : 0.000			
LAP	SECTOR 1	SECTOR 2	LAP TIME	MPH	DIFF	TIME OF DAY	
1 -		49.384	2:33.913	69.44	15.863	10:12:35.385	
2 -	1:33.879	47.367	2:21.246 (3)	75.66	3.196	10:14:56.631	
3 -	1:34.080	47.366	2:21.446	75.56	3.396	10:17:18.077	
4 -	<b>1:31.434</b>	<b>46.616</b>	<b>2:18.050 (1)</b>	<b>77.42</b>		<b>10:19:36.127</b>	
5 -	1:32.081	48.545	2:20.626 (2)	76.00	2.576	10:21:56.753	

P10		37 F2		MORPHET / REILLY		LCR Suzuki -	
IDEAL LAP TIME : 2:18.354		BEST LAP TIME : 2:18.541		DIFFERENCE : 0.187			
LAP	SECTOR 1	SECTOR 2	LAP TIME	MPH	DIFF	TIME OF DAY	
1 -		47.687	2:34.792	69.04	16.251	10:12:36.264	
2 -	1:35.667	<b>46.554</b>	2:22.221	75.15	3.680	10:14:58.485	
3 -	<b>1:31.800</b>	46.989	2:18.789 (2)	77.00	0.248	10:17:17.274	
4 -	1:31.908	46.633	<b>2:18.541 (1)</b>	<b>77.14</b>		<b>10:19:35.815</b>	
5 -	1:32.031	49.235	2:21.266 (3)	75.65	2.725	10:21:57.081	

P11		3 F2		R.CROWE / C.CROWE		HCR Triumph 675 - Northern Fuels	
IDEAL LAP TIME : 2:14.265		BEST LAP TIME : 2:15.796		DIFFERENCE : 1.531			
LAP	SECTOR 1	SECTOR 2	LAP TIME	MPH	DIFF	TIME OF DAY	
1 -		<b>44.158</b>	2:20.670	75.97	4.874	10:12:22.142	
2 -	<b>1:30.107</b>	45.689	<b>2:15.796 (1)</b>	<b>78.70</b>		<b>10:14:37.938</b>	
3 -	1:32.312	47.172	2:19.484 (2)	76.62	3.688	10:16:57.422	
4 -	1:35.739	56.045	2:31.784	70.41	15.988	10:19:29.206	
5 -	1:37.514	51.405	2:28.919 (3)	71.77	13.123	10:21:58.125	

P12		84 F1		LAIDLAW / LAIDLAW		Yamaha R6 - Marin motorsport	
IDEAL LAP TIME : 2:16.801		BEST LAP TIME : 2:18.639		DIFFERENCE : 1.838			
LAP	SECTOR 1	SECTOR 2	LAP TIME	MPH	DIFF	TIME OF DAY	
1 -		48.193	2:36.188	68.43	17.549	10:12:37.660	
2 -	1:35.644	47.625	2:23.269	74.60	4.630	10:15:00.929	
3 -	1:33.553	46.653	2:20.206 (3)	76.23	1.567	10:17:21.135	
4 -	1:32.582	<b>46.057</b>	<b>2:18.639 (1)</b>	<b>77.09</b>		<b>10:19:39.774</b>	
5 -	<b>1:30.744</b>	48.185	2:18.929 (2)	76.93	0.290	10:21:58.703	



# BMCRC - MRO Championships 2023 - Rnd 3 @ Snetterton

## BMCRC-RKB F1 & F2 Sidecars

### RACE 20 - SECTOR ANALYSIS



SECTOR 1 = FL to I1, SECTOR 2 = I1 to FL, DIFF = Difference To Personal Best Lap, P = Crossed Finish Line in Pit Lane, D = Time Disallowed

P13 13 F2 HEGARTY / WHITNALL		Shelbourne Honda - Mark Hegarty Surfacing				
IDEAL LAP TIME : 2:17.496		BEST LAP TIME : 2:17.496		DIFFERENCE : 0.000		
LAP	SECTOR 1	SECTOR 2	LAP TIME	MPH	DIFF	TIME OF DAY
1 -		46.959	2:33.024	69.84	15.528	10:12:34.496
2 -	1:34.311	47.005	2:21.316 (3)	75.63	3.820	10:14:55.812
3 -	1:33.463	46.195	2:19.658 (2)	76.53	2.162	10:17:15.470
4 -	<b>1:32.361</b>	<b>45.135</b>	<b>2:17.496 (1)</b>	<b>77.73</b>		<b>10:19:32.966</b>
5 -	1:34.299	55.721	2:30.020	71.24	12.524	10:22:02.986

P14 28 F2 KING / SIGSWORTH		Lumley Ireson F2 - Townsend Motors				
IDEAL LAP TIME : 2:22.662		BEST LAP TIME : 2:22.662		DIFFERENCE : 0.000		
LAP	SECTOR 1	SECTOR 2	LAP TIME	MPH	DIFF	TIME OF DAY
1 -		48.265	2:35.686	68.65	13.024	10:12:37.158
2 -	1:36.071	48.351	2:24.422 (2)	74.00	1.760	10:15:01.580
3 -	1:36.622	50.467	2:27.089	72.66	4.427	10:17:28.669
4 -	1:36.521	50.446	2:26.967 (3)	72.72	4.305	10:19:55.636
5 -	<b>1:35.459</b>	<b>47.203</b>	<b>2:22.662 (1)</b>	<b>74.91</b>		<b>10:22:18.298</b>

P15 67 F1 JEFFREY / FIELD		Windle F1 - MJP/wesso racing				
IDEAL LAP TIME : 2:26.068		BEST LAP TIME : 2:26.068		DIFFERENCE : 0.000		
LAP	SECTOR 1	SECTOR 2	LAP TIME	MPH	DIFF	TIME OF DAY
1 -		50.532	2:43.202	65.48	17.134	10:12:44.674
2 -	1:40.505	51.245	2:31.750	70.43	5.682	10:15:16.424
3 -	1:38.931	51.708	2:30.639 (3)	70.95	4.571	10:17:47.063
4 -	1:38.442	50.409	2:28.851 (2)	71.80	2.783	10:20:15.914
5 -	<b>1:37.036</b>	<b>49.032</b>	<b>2:26.068 (1)</b>	<b>73.17</b>		<b>10:22:41.982</b>

P16 121 F1 LAWRENCE / HUGHES		LCR Yamaha - highfield transport, JHM autos				
IDEAL LAP TIME : 2:23.774		BEST LAP TIME : 2:23.774		DIFFERENCE : 0.000		
LAP	SECTOR 1	SECTOR 2	LAP TIME	MPH	DIFF	TIME OF DAY
1 -		52.459	2:55.445	60.91	31.671	10:12:56.917
2 -	1:40.917	51.919	2:32.836	69.93	9.062	10:15:29.753
3 -	1:37.661	50.828	2:28.489 (3)	71.97	4.715	10:17:58.242
4 -	1:36.403	50.936	2:27.339 (2)	72.54	3.565	10:20:25.581
5 -	<b>1:34.466</b>	<b>49.308</b>	<b>2:23.774 (1)</b>	<b>74.33</b>		<b>10:22:49.355</b>

P17 135 F2 A.CROWE / LUDLOW		Suzuki GSXR -				
IDEAL LAP TIME : 2:40.649		BEST LAP TIME : 2:40.649		DIFFERENCE : 0.000		
LAP	SECTOR 1	SECTOR 2	LAP TIME	MPH	DIFF	TIME OF DAY
1 -		58.594	3:02.743	58.48	22.094	10:13:04.215
2 -	1:48.154	56.297	2:44.451 (2)	64.99	3.802	10:15:48.666
3 -	<b>1:46.097</b>	<b>54.552</b>	<b>2:40.649 (1)</b>	<b>66.53</b>		<b>10:18:29.315</b>
4 -	1:47.485	57.268	2:44.753 (3)	64.87	4.104	10:21:14.068

P18 65 F1 FAIERS / PLUCKROSE		Ryde Yamaha 600 - AW Racing Ltd				
IDEAL LAP TIME : 2:19.799		BEST LAP TIME : 2:19.800		DIFFERENCE : 0.001		
LAP	SECTOR 1	SECTOR 2	LAP TIME	MPH	DIFF	TIME OF DAY
1 -		47.200	2:28.573	71.93	8.773	10:12:30.045
2 -	1:33.645	48.004	2:21.649 (3)	75.45	1.849	10:14:51.694
3 -	1:33.055	<b>46.745</b>	<b>2:19.800 (1)</b>	<b>76.45</b>		<b>10:17:11.494</b>
4 -	<b>1:33.054</b>	47.080	2:20.134 (2)	76.27	0.334	10:19:31.628
5 -	1:35.153	51.041	2:26.194	73.10	6.394	10:21:57.822

# BMCRC - MRO Championships 2023 - Rnd 3 @ Snetterton

## BMCRC-RKB F1 & F2 Sidecars

### RACE 20 - SECTOR ANALYSIS



SECTOR 1 = FL to I1, SECTOR 2 = I1 to FL, DIFF = Difference To Personal Best Lap, P = Crossed Finish Line in Pit Lane, D = Time Disallowed

P19		77 F1		REEVES / WILKES		ARS - Bonovo Action/ Rich Energy	
IDEAL LAP TIME : 2:05.987		BEST LAP TIME : 2:05.987		DIFFERENCE : 0.000			
LAP	SECTOR 1	SECTOR 2	LAP TIME	MPH	DIFF	TIME OF DAY	
1 -		42.381	2:14.084	79.71	8.097	10:12:15.556	
2 -	1:25.154	44.176	2:09.330 (3)	82.64	3.343	10:14:24.886	
3 -	1:25.554	42.216	2:07.770 (2)	83.65	1.783	10:16:32.656	
4 -	<b>1:24.225</b>	<b>41.762</b>	<b>2:05.987 (1)</b>	<b>84.83</b>		<b>10:18:38.643</b>	

P20		83 F2		BUCHANAN / EVANS		Lumley Ireson Kawasaki - Bull Inn Racing	
IDEAL LAP TIME : 2:20.656		BEST LAP TIME : 2:21.193		DIFFERENCE : 0.537			
LAP	SECTOR 1	SECTOR 2	LAP TIME	MPH	DIFF	TIME OF DAY	
1 -		47.179	2:30.603	70.96	9.410	10:12:32.075	
2 -	1:36.311	47.780	2:24.091 (2)	74.17	2.898	10:14:56.166	
3 -	1:34.130	<b>47.063</b>	<b>2:21.193 (1)</b>	<b>75.69</b>		<b>10:17:17.359</b>	

P21		73 F2		GOODIER / STONE		LCR F2 - Rowtec ltd	
IDEAL LAP TIME : 2:21.684		BEST LAP TIME :		DIFFERENCE :			
LAP	SECTOR 1	SECTOR 2	LAP TIME	MPH	DIFF	TIME OF DAY	
1 -		<b>47.020</b>	2:27.498	72.46		10:12:28.970	

P22		38 F1		MOSS / PILMOOR-BRADY		LCR Yamaha R6 - LifeSafety Motorsport - CharlieMossRacing	
IDEAL LAP TIME : 2:25.629		BEST LAP TIME :		DIFFERENCE :			
LAP	SECTOR 1	SECTOR 2	LAP TIME	MPH	DIFF	TIME OF DAY	
1 -		<b>48.440</b>	2:34.377	69.23		10:12:35.849	

# BMCRC - MRO Championships 2023 - Rnd 3 @ Snetterton

## BMCRC-RKB F1 & F2 Sidecars

### RACE 20 - BEST SECTORS

SECTOR 1			SECTOR 2			IDEAL / BEST COMPARISON						
POS	NO	NAME	TIME	NO	NAME	TIME	POS	NO	NAME	IDEAL	BEST	DIFF
									<b>PERFECT LAP</b>	<b>2:05.987</b>		
1	77	REEVES / WILKES	<b>1:24.225</b>	77	REEVES / WILKES	<b>41.762</b>	1	77	REEVES / WILKES	2:05.987	2:05.987	<b>0.000</b>
2	125	GIBSON / CHRISTIE	<b>1:27.462</b>	33	HEGARTY / NEAVE	<b>42.943</b>	2	33	HEGARTY / NEAVE	2:10.443	2:10.443	<b>0.000</b>
3	33	HEGARTY / NEAVE	<b>1:27.500</b>	125	GIBSON / CHRISTIE	<b>43.637</b>	3	125	GIBSON / CHRISTIE	2:11.099	2:11.518	<b>0.419</b>
4	137	KNIGHT / HUGHES	<b>1:29.173</b>	4	MOLYNEUX / SAYLE	<b>43.969</b>	4	4	MOLYNEUX / SAYLE	2:13.934	2:13.974	<b>0.040</b>
5	4	MOLYNEUX / SAYLE	<b>1:29.965</b>	3	R.CROWE / C.CROWE	<b>44.158</b>	5	137	KNIGHT / HUGHES	2:14.187	2:14.680	<b>0.493</b>
6	3	R.CROWE / C.CROWE	<b>1:30.107</b>	42	CURRIE / SHARP	<b>44.612</b>	6	3	R.CROWE / C.CROWI	2:14.265	2:15.796	<b>1.531</b>
7	42	CURRIE / SHARP	<b>1:30.623</b>	137	KNIGHT / HUGHES	<b>45.014</b>	7	42	CURRIE / SHARP	2:15.235	2:15.730	<b>0.495</b>
8	7	PEARSON / DODD	<b>1:30.640</b>	25	MacLAURIN / HOPE	<b>45.077</b>	8	7	PEARSON / DODD	2:16.358	2:16.497	<b>0.139</b>
9	84	LAILOW / LAIDLOW	<b>1:30.744</b>	13	HEGARTY / WHITNALL	<b>45.135</b>	9	25	MacLAURIN / HOPE	2:16.371	2:16.690	<b>0.319</b>
10	25	MacLAURIN / HOPE	<b>1:31.294</b>	7	PEARSON / DODD	<b>45.718</b>	10	84	LAILOW / LAIDLOW	2:16.801	2:18.639	<b>1.838</b>
11	41	RILEY / JAMES	<b>1:31.434</b>	10	WEBB / HOPE	<b>45.780</b>	11	10	WEBB / HOPE	2:17.232	2:18.311	<b>1.079</b>
12	10	WEBB / HOPE	<b>1:31.452</b>	84	LAILOW / LAIDLOW	<b>46.057</b>	12	13	HEGARTY / WHITNAL	2:17.496	2:17.496	<b>0.000</b>
13	37	MORPHET / REILLY	<b>1:31.800</b>	37	MORPHET / REILLY	<b>46.554</b>	13	41	RILEY / JAMES	2:18.050	2:18.050	<b>0.000</b>
14	13	HEGARTY / WHITNALL	<b>1:32.361</b>	41	RILEY / JAMES	<b>46.616</b>	14	37	MORPHET / REILLY	2:18.354	2:18.541	<b>0.187</b>
15	65	FAIERS / PLUCKROSE	<b>1:33.054</b>	65	FAIERS / PLUCKROSE	<b>46.745</b>	15	65	FAIERS / PLUCKROS	2:19.799	2:19.800	<b>0.001</b>
16	83	BUCHANAN / EVANS	<b>1:33.593</b>	73	GOODIER / STONE	<b>47.020</b>	16	83	BUCHANAN / EVANS	2:20.656	2:21.193	<b>0.537</b>
17	121	LAWRENCE / HUGHES	<b>1:34.466</b>	83	BUCHANAN / EVANS	<b>47.063</b>	17	73	GOODIER / STONE	2:21.684		
18	73	GOODIER / STONE	<b>1:34.664</b>	28	KING / SIGSWORTH	<b>47.203</b>	18	28	KING / SIGSWORTH	2:22.662	2:22.662	<b>0.000</b>
19	28	KING / SIGSWORTH	<b>1:35.459</b>	38	MOSS / PILMOOR-BRADY	<b>48.440</b>	19	121	LAWRENCE / HUGHE	2:23.774	2:23.774	<b>0.000</b>
20	67	JEFFREY / FIELD	<b>1:37.036</b>	67	JEFFREY / FIELD	<b>49.032</b>	20	38	MOSS / PILMOOR-BR	2:25.629		
21	38	MOSS / PILMOOR-BRADY	<b>1:37.189</b>	121	LAWRENCE / HUGHES	<b>49.308</b>	21	67	JEFFREY / FIELD	2:26.068	2:26.068	<b>0.000</b>
22	135	A.CROWE / LUDLOW	<b>1:46.097</b>	135	A.CROWE / LUDLOW	<b>54.552</b>	22	135	A.CROWE / LUDLOW	2:40.649	2:40.649	<b>0.000</b>
23												

# BMCRC - MRO Championships 2023 - Rnd 3 @ Snetterton

## BMCRC-RKB F1 & F2 Sidecars

### RACE 20 - STATISTICS

**Competitors Started** 23  
**Planned Start** 2023-05-07 @ 10:00:00.000  
**Actual Start** 2023-05-07 @ 10:10:01.471  
**Finish Time** 2023-05-07 @ 10:21:09.958  
**Track Length** 2.9689mi.  
**Total Laps** 98  
**Total Distance Covered** 290.9533mi.

#### Session Fastest Lap History

NO	CL	NAME	LAP TIME	TIME OF DAY	LAP	VEHICLE
77	F1	REEVES / WILKES	<b>2:09.330</b>	10:14:24.901	2	ARS
77	F1	REEVES / WILKES	<b>2:07.770</b>	10:16:32.670	3	ARS
77	F1	REEVES / WILKES	<b>2:05.987</b>	10:18:38.658	4	ARS

#### Session Leader History

NO	CL	NAME	FROM LAP	LAPS LED	DISTANCE	VEHICLE
77	F1	REEVES / WILKES	1	4	11.87 miles	ARS
125	F2	GIBSON / CHRISTIE	5	1	2.96 miles	CES F2 Suzuki

#### Flag History

TYPE	TIME OF DAY
GREEN	10:10:01.471
FINISH	10:21:09.958

#### Flag Statistics

TYPE	COUNT	TOTAL LAPS	TOTAL TIME
Green	1	5	12:57.387
Red	0	0	0.000
Safety Car	0	0	0.000
FCY	0	0	0.000

# BMCRC - MRO Championships 2023 - Rnd 3 @ Snetterton

## BMCRC-RKB F1 & F2 Sidecars

### RACE 20 - STATISTICS

CLASS : F1

9 Starters

#### Fastest Lap History

NO	NAME	LAP TIME	TIME OF DAY	LAP	VEHICLE
77	REEVES / WILKES	<b>2:09.330</b>	10:14:24.901	2	ARS
77	REEVES / WILKES	<b>2:07.770</b>	10:16:32.670	3	ARS
77	REEVES / WILKES	<b>2:05.987</b>	10:18:38.658	4	ARS

#### Leader History

NO	NAME	FROM LAP	LAPS LED	DISTANCE	VEHICLE
77	REEVES / WILKES	1	4	11.87 miles	ARS
25	MacLAURIN / HOPE	5	1	2.96 miles	ARS1 Yamaha 600

# BMCRC - MRO Championships 2023 - Rnd 3 @ Snetterton

## BMCRC-RKB F1 & F2 Sidecars

### RACE 20 - STATISTICS

CLASS : F2

14 Starters

#### Fastest Lap History

NO	NAME	LAP TIME	TIME OF DAY	LAP	VEHICLE
125	GIBSON / CHRISTIE	2:12.900	10:14:34.467	2	CES F2 Suzuki
125	GIBSON / CHRISTIE	2:11.518	10:16:45.986	3	CES F2 Suzuki
33	HEGARTY / NEAVE	2:11.231	10:19:01.444	4	Baker Honda
33	HEGARTY / NEAVE	2:10.443	10:21:11.887	5	Baker Honda

#### Leader History

NO	NAME	FROM LAP	LAPS LED	DISTANCE	VEHICLE
125	GIBSON / CHRISTIE	1	5	14.84 miles	CES F2 Suzuki

# BMCRC - MRO Championships 2023 - Rnd 3 @ Snetterton

## BMCRC-RKB F1 & F2 Sidecars

### RACE 9 - GRID (5 Laps)



ROW 13	1		1		37	<b>188</b> BEST / TBC	
ROW 12	36	<b>19</b> MacBRIDE / EDWARDS	35		34	<b>135</b> A.CROWE / LUDLOW 2:40.649	
ROW 11		33	<b>67</b> JEFFREY / FIELD 2:26.068	32		31	<b>38</b> MOSS / PILMOOR-BRADY
ROW 10	30	<b>121</b> LAWRENCE / HUGHES 2:23.774	29		28	<b>28</b> KING / SIGSWORTH 2:22.662	
ROW 9		27	<b>83</b> BUCHANAN / EVANS 2:21.193	26		25	<b>65</b> FAIERS / PLUCKROSE 2:19.800
ROW 8	24	<b>84</b> LAIDLAW / LAIDLAW 2:18.639	23		22	<b>73</b> GOODIER / STONE	
ROW 7		21	<b>37</b> MORPHET / REILLY 2:18.541	20		19	<b>10</b> WEBB / HOPE 2:18.311
ROW 6	18	<b>41</b> RILEY / JAMES 2:18.050	17		16	<b>13</b> HEGARTY / WHITNALL 2:17.496	
ROW 5		15	<b>25</b> MacLAURIN / HOPE 2:16.690	14		13	<b>7</b> PEARSON / DODD 2:16.497
ROW 4	12	<b>11</b> GILBERT / HILDIGE	11		10	<b>3</b> R.CROWE / C.CROWE 2:15.796	
ROW 3		9	<b>42</b> CURRIE / SHARP 2:15.730	8		7	<b>137</b> KNIGHT / HUGHES 2:14.680
ROW 2	6	<b>4</b> MOLYNEUX / SAYLE 2:13.974	5		4	<b>125</b> GIBSON / CHRISTIE 2:11.518	
ROW 1		3	<b>33</b> HEGARTY / NEAVE 2:10.443	2		1	<b>77</b> REEVES / WILKES 2:05.987
<b>Pole</b>							

Snetterton 300: 2.9689 miles

These results are provisional until the conclusion of any judicial and technical matters.

Clerk Of Course :	Stewards :	Timekeeper : Richard Evans
-------------------	------------	----------------------------

Results can be found at [www.tsl-timing.com](http://www.tsl-timing.com)

Printed - 10:38 Sunday, 07 May 2023



# BMCRC - MRO Championships 2023 - Rnd 3 @ Snetterton

## BMCRC-RKB F1 & F2 Sidecars

### RACE 9 - CLASSIFICATION



POS	NO	CL	PIC NAME	ENTRY	LAPS	TIME	GAP	DIFF	MPH	BEST	ON
1	11	F1	1 GILBERT / HILDIGE	Ryde 1000 - West Ewell fencing	5	10:34.858			84.17	2:04.316	2
2	125	F2	1 GIBSON / CHRISTIE	CES F2 Suzuki - Gibson Racing	5	10:40.807	5.949	5.949	83.39	2:06.274	4
3	33	F2	2 HEGARTY / NEAVE	Baker Honda - Sean Hegarty Ltd	5	10:44.589	9.731	3.782	82.90	2:07.259	4
4	42	F2	3 CURRIE / SHARP	LCR Yamaha -	5	10:58.647	23.789	14.058	81.13	2:09.129	5
5	84	F1	2 LAIDLAW / LAIDLAW	Yamaha R6 - Marin motorsport	5	10:59.095	24.237	0.448	81.08	2:07.810	4
6	137	F2	4 KNIGHT / HUGHES	LCR Honda -	5	11:04.439	29.581	5.344	80.42	2:09.053	3
7	37	F2	5 MORPHET / REILLY	LCR Suzuki -	5	11:06.364	31.506	1.925	80.19	2:11.583	2
8	25	F1	3 MacLAURIN / HOPE	ARS1 Yamaha 600 - Amr	5	11:06.665	31.807	0.301	80.16	2:10.800	5
9	7	F2	6 PEARSON / DODD	LCR Suzuki 600 - ABS Racing	5	11:13.313	38.455	6.648	79.36	2:11.908	5
10	65	F1	4 FAIERS / PLUCKROSE	Ryde Yamaha 600 - AW Racing Ltd	5	11:27.080	52.222	13.767	77.77	2:13.656	5
11	121	F1	5 LAWRENCE / HUGHES	LCR Yamaha - highfield transport, JHM autos	5	11:28.038	53.180	0.958	77.67	2:13.990	5
12	13	F2	7 HEGARTY / WHITNALL	Shelbourne Honda - Mark Hegarty Surfacing	5	11:29.795	54.937	1.757	77.47	2:14.994	3
13	28	F2	8 KING / SIGSWORTH	Lumley Ireson F2 - Townsend Motors	5	11:40.004	1:05.146	10.209	76.34	2:16.831	3
14	83	F2	9 BUCHANAN / EVANS	Lumley Ireson Kawasaki - Bull Inn Racing	5	11:40.222	1:05.364	0.218	76.31	2:15.466	3
15	67	F1	6 JEFFREY / FIELD	Windle F1 - MJP/wesso racing	5	12:00.986	1:26.128	20.764	74.12	2:21.898	3
16	135	F2	10 A.CROWE / LUDLOW	Suzuki GSXR -	5	12:57.578	2:22.720	56.592	68.72	2:27.333	3

#### NOT CLASSIFIED

DNF	77	F1	REEVES / WILKES	ARS - Bonovo Action/ Rich Energy	4	8:09.721	1 Lap	1 Lap	87.29	2:01.022	2
DNF	41	F2	RILEY / JAMES	-	4	9:16.179	1 Lap	1:06.458	76.86	2:16.082	4
DNF	4	F2	MOLYNEUX / SAYLE	KTM 890 R - A&J racing	3	6:27.148	2 Laps	1 Lap	82.82	2:07.285	2
DNF	73	F2	GOODIER / STONE	LCR F2 - Rowtec Ltd	3	6:54.153	2 Laps	27.005	77.42	2:14.633	2
DNF	38	F1	MOSS / PILMOOR-BRADY	LCR Yamaha R6 - LifeSafety Motorsport - CharlieMo	3	6:54.956	2 Laps	0.803	77.27	2:13.602	2
DNF	3	F2	R.CROWE / C.CROWE	HCR Triumph 675 - Northern Fuels	2	4:24.324	3 Laps	1 Lap	80.87	2:08.505	2

#### NOT STARTED

NS	10	F1	WEBB / HOPE	LCR Suzuki - N W Services							
----	----	----	-------------	---------------------------	--	--	--	--	--	--	--

#### FASTEST LAP

	77	F1	REEVES / WILKES	ARS - Bonovo Action/ Rich Energy	2	2:01.022			88.31 mph	142.12 kph	
	125	F2	GIBSON / CHRISTIE	CES F2 Suzuki - Gibson Racing	4	2:06.274			84.64 mph	136.21 kph	

Class F1 - 92.5% of Race Speed = 77.85 mph

Class F2 - 92.5% of Race Speed = 77.13 mph

Weather / Track : Cloudy / Dry

These results are provisional until the conclusion of any judicial and technical matters.

Race Distance: 5 Laps / 14.84 miles

Snetterton 300: 2.9689 miles

Date: 07/05/2023 Start: 13:39 Finish: 13:49

Clerk Of Course :	Stewards :	Timekeeper : Richard Evans
-------------------	------------	----------------------------

Results can be found at [www.tsl-timing.com](http://www.tsl-timing.com)

Printed - 13:52 Sunday, 07 May 2023





# BMCRC - MRO Championships 2023 - Rnd 3 @ Snetterton

## BMCRC-RKB F1 & F2 Sidecars

### RACE 9 - LAP CHART

#### LAP 1 @ 13:41:27.889

NO	BEHIND	LAP TIME
77		2:06.385
4	5.769	2:12.154
11	6.025	2:12.410
33	7.329	2:13.714
125	7.629	2:14.014
3	9.434	2:15.819
42	11.127	2:17.512
37	12.022	2:18.407
25	12.644	2:19.029
7	15.227	2:21.612
84	15.472	2:21.857
73	18.084	2:24.469
137	18.484	2:24.869
41	19.410	2:25.795
38	19.514	2:25.899
65	19.572	2:25.957
121	19.663	2:26.048
13	19.850	2:26.235
83	21.046	2:27.431
28	21.522	2:27.907
67	24.334	2:30.719
135	33.471	2:39.856

#### LAP 2 @ 13:43:28.911

NO	BEHIND	LAP TIME
77		2:01.022
11	9.319	2:04.316
4	12.032	2:07.285
125	14.089	2:07.482
33	14.272	2:07.965
3	16.917	2:08.505
42	20.226	2:10.121
37	22.583	2:11.583
25	23.205	2:11.583
84	23.907	2:09.457
137	26.568	2:09.106
7	28.245	2:14.040
73	31.695	2:14.633
38	32.094	2:13.602
121	33.302	2:14.661
65	34.378	2:15.828
41	35.469	2:17.081
13	35.568	2:16.740
83	36.442	2:16.418
28	38.690	2:18.190
67	45.614	2:22.302
135	1:00.955	2:28.506

#### LAP 3 @ 13:45:29.968

NO	BEHIND	LAP TIME
77		2:01.057
11	13.441	2:05.179
4	18.684	2:07.709
125	19.709	2:06.677
33	21.049	2:07.834
42	30.289	2:11.120
37	33.864	2:12.338
84	33.981	2:11.131
25	34.524	2:12.376
137	34.564	2:09.053
7	39.898	2:12.710
73	45.689	2:15.051

38	46.492	2:15.455
121	47.072	2:14.827
65	47.774	2:14.453
13	49.505	2:14.994
83	50.851	2:15.466
41	51.633	2:17.221
28	54.464	2:16.831
67	1:06.455	2:21.898
135	1:27.231	2:27.333

#### LAP 4 @ 13:47:31.225

NO	BEHIND	LAP TIME
77		2:01.257
11	17.885	2:05.701
125	24.726	2:06.274
33	27.051	2:07.259
42	39.797	2:10.765
84	40.534	2:07.810
137	44.446	2:11.139
37	45.031	2:12.424
25	46.144	2:12.877
7	51.684	2:13.043
65	1:03.703	2:17.186
121	1:04.327	2:18.512
13	1:04.755	2:16.507
41	1:06.458	2:16.082
83	1:10.709	2:21.115
28	1:10.755	2:17.548
67	1:27.398	2:22.200
135	1:59.446	2:33.472

#### LAP 5 @ 13:49:56.362

NO	BEHIND	LAP TIME
11		2:07.252
125	5.949	2:06.360
33	9.731	2:07.817
42	23.789	2:09.129
84	24.237	2:08.840
137	29.581	2:10.272
37	31.506	2:11.612
25	31.807	2:10.800
7	38.455	2:11.908
65	52.222	2:13.656
121	53.180	2:13.990
13	54.937	2:15.319
28	1:05.146	2:19.528
83	1:05.364	2:19.792
67	1:26.128	2:23.867
135	2:22.720	2:48.411

# BMCRC - MRO Championships 2023 - Rnd 3 @ Snetterton

## BMCRC-RKB F1 & F2 Sidecars

### RACE 9 - POSITION CHART

No	Name	Lap	1	2	3	4	5
		Pos					
77	REEVES / WILKES	1	77	77	77	77	11
33	HEGARTY / NEAVE	2	4	11	11	11	125
125	GIBSON / CHRISTIE	3	11	4	4	125	33
4	MOLYNEUX / SAYLE	4	33	125	125	33	42
137	KNIGHT / HUGHES	5	125	33	33	42	84
42	CURRIE / SHARP	6	3	3	42	84	137
3	R.CROWE / C.CROWE	7	42	42	37	137	37
11	GILBERT / HILDIGE	8	37	37	84	37	25
7	PEARSON / DODD	9	25	25	25	25	7
25	MacLAURIN / HOPE	10	7	84	137	7	65
13	HEGARTY / WHITNALL	11	84	137	7	65	121
41	RILEY / JAMES	12	73	7	73	121	13
10	WEBB / HOPE	13	137	73	38	13	28
37	MORPHET / REILLY	14	41	38	121	41	83
73	GOODIER / STONE	15	38	121	65	83	67
84	LAIDLAW / LAIDLAW	16	65	65	13	28	135
65	FAIERS / PLUCKROSE	17	121	41	83	67	
83	BUCHANAN / EVANS	18	13	13	41	135	
28	KING / SIGSWORTH	19	83	83	28		
121	LAWRENCE / HUGHES	20	28	28	67		
38	MOSS / PILMOOR-BRA	21	67	67	135		
67	JEFFREY / FIELD	22	135	135			
135	A.CROWE / LUDLOW	23					

# BMCRC - MRO Championships 2023 - Rnd 3 @ Snetterton

## BMCRC-RKB F1 & F2 Sidecars

### RACE 9 - SECTOR ANALYSIS



SECTOR 1 = FL to I1, SECTOR 2 = I1 to FL, DIFF = Difference To Personal Best Lap, P = Crossed Finish Line in Pit Lane, D = Time Disallowed

P1 11 F1		GILBERT / HILDIGE		Ryde 1000 - West Ewell fencing		
IDEAL LAP TIME : 2:04.316		BEST LAP TIME : 2:04.316		DIFFERENCE : 0.000		
LAP	SECTOR 1	SECTOR 2	LAP TIME	MPH	DIFF	TIME OF DAY
1 -		41.344	2:12.410	80.71	8.094	13:41:33.914
2 -	<b>1:23.440</b>	<b>40.876</b>	<b>2:04.316 (1)</b>	<b>85.97</b>		<b>13:43:38.230</b>
3 -	1:23.581	41.598	2:05.179 (2)	85.38	0.863	13:45:43.409
4 -	1:24.174	41.527	2:05.701 (3)	85.02	1.385	13:47:49.110
5 -	1:24.842	42.410	2:07.252	83.99	2.936	13:49:56.362

P2 125 F2		GIBSON / CHRISTIE		CES F2 Suzuki - Gibson Racing		
IDEAL LAP TIME : 2:06.128		BEST LAP TIME : 2:06.274		DIFFERENCE : 0.146		
LAP	SECTOR 1	SECTOR 2	LAP TIME	MPH	DIFF	TIME OF DAY
1 -		42.884	2:14.014	79.75	7.740	13:41:35.518
2 -	1:24.776	42.706	2:07.482	83.83	1.208	13:43:43.000
3 -	1:24.899	<b>41.778</b>	2:06.677 (3)	84.37	0.403	13:45:49.677
4 -	1:24.490	41.784	<b>2:06.274 (1)</b>	<b>84.64</b>		<b>13:47:55.951</b>
5 -	<b>1:24.350</b>	42.010	2:06.360 (2)	84.58	0.086	13:50:02.311

P3 33 F2		HEGARTY / NEAVE		Baker Honda - Sean Hegarty ltd		
IDEAL LAP TIME : 2:07.181		BEST LAP TIME : 2:07.259		DIFFERENCE : 0.078		
LAP	SECTOR 1	SECTOR 2	LAP TIME	MPH	DIFF	TIME OF DAY
1 -		42.292	2:13.714	79.93	6.455	13:41:35.218
2 -	<b>1:25.384</b>	42.581	2:07.965	83.52	0.706	13:43:43.183
3 -	1:26.037	<b>41.797</b>	2:07.834 (3)	83.60	0.575	13:45:51.017
4 -	1:25.433	41.826	<b>2:07.259 (1)</b>	<b>83.98</b>		<b>13:47:58.276</b>
5 -	1:25.417	42.400	2:07.817 (2)	83.62	0.558	13:50:06.093

P4 42 F2		CURRIE / SHARP		LCR Yamaha -		
IDEAL LAP TIME : 2:09.129		BEST LAP TIME : 2:09.129		DIFFERENCE : 0.000		
LAP	SECTOR 1	SECTOR 2	LAP TIME	MPH	DIFF	TIME OF DAY
1 -		43.625	2:17.512	77.72	8.383	13:41:39.016
2 -	1:26.995	43.126	2:10.121 (2)	82.13	0.992	13:43:49.137
3 -	1:27.417	43.703	2:11.120	81.51	1.991	13:46:00.257
4 -	1:27.298	43.467	2:10.765 (3)	81.73	1.636	13:48:11.022
5 -	<b>1:26.445</b>	<b>42.684</b>	<b>2:09.129 (1)</b>	<b>82.77</b>		<b>13:50:20.151</b>

P5 84 F1		LAIDLAW / LAIDLAW		Yamaha R6 - Marin motorsport		
IDEAL LAP TIME : 2:07.810		BEST LAP TIME : 2:07.810		DIFFERENCE : 0.000		
LAP	SECTOR 1	SECTOR 2	LAP TIME	MPH	DIFF	TIME OF DAY
1 -		43.324	2:21.857	75.34	14.047	13:41:43.361
2 -	1:26.037	43.420	2:09.457 (3)	82.56	1.647	13:43:52.818
3 -	1:27.168	43.963	2:11.131	81.50	3.321	13:46:03.949
4 -	<b>1:25.273</b>	<b>42.537</b>	<b>2:07.810 (1)</b>	<b>83.62</b>		<b>13:48:11.759</b>
5 -	1:25.790	43.050	2:08.840 (2)	82.95	1.030	13:50:20.599

P6 137 F2		KNIGHT / HUGHES		LCR Honda -		
IDEAL LAP TIME : 2:08.786		BEST LAP TIME : 2:09.053		DIFFERENCE : 0.267		
LAP	SECTOR 1	SECTOR 2	LAP TIME	MPH	DIFF	TIME OF DAY
1 -		45.656	2:24.869	73.77	15.816	13:41:46.373
2 -	1:26.102	<b>43.004</b>	2:09.106 (2)	82.78	0.053	13:43:55.479
3 -	<b>1:25.782</b>	43.271	<b>2:09.053 (1)</b>	<b>82.81</b>		<b>13:46:04.532</b>
4 -	1:28.057	43.082	2:11.139	81.50	2.086	13:48:15.671
5 -	1:26.970	43.302	2:10.272 (3)	82.04	1.219	13:50:25.943

# BMCRC - MRO Championships 2023 - Rnd 3 @ Snetterton

## BMCRC-RKB F1 & F2 Sidecars

### RACE 9 - SECTOR ANALYSIS



SECTOR 1 = FL to I1, SECTOR 2 = I1 to FL, DIFF = Difference To Personal Best Lap, P = Crossed Finish Line in Pit Lane, D = Time Disallowed

P7 37 F2 MORPHET / REILLY		LCR Suzuki -				
IDEAL LAP TIME : 2:11.426		BEST LAP TIME : 2:11.583		DIFFERENCE : 0.157		
LAP	SECTOR 1	SECTOR 2	LAP TIME	MPH	DIFF	TIME OF DAY
1 -		43.564	2:18.407	77.22	6.824	13:41:39.911
2 -	1:28.273	<b>43.310</b>	<b>2:11.583 (1)</b>	<b>81.22</b>		<b>13:43:51.494</b>
3 -	1:28.785	43.553	2:12.338 (3)	80.76	0.755	13:46:03.832
4 -	1:28.956	43.468	2:12.424	80.71	0.841	13:48:16.256
5 -	<b>1:28.116</b>	43.496	2:11.612 (2)	81.20	0.029	13:50:27.868

P8 25 F1 MacLAURIN / HOPE		ARS1 Yamaha 600 - Amr				
IDEAL LAP TIME : 2:10.716		BEST LAP TIME : 2:10.800		DIFFERENCE : 0.084		
LAP	SECTOR 1	SECTOR 2	LAP TIME	MPH	DIFF	TIME OF DAY
1 -		43.882	2:19.029	76.87	8.229	13:41:40.533
2 -	1:28.105	<b>43.478</b>	2:11.583 (2)	81.22	0.783	13:43:52.116
3 -	1:28.712	43.664	2:12.376 (3)	80.74	1.576	13:46:04.492
4 -	1:28.874	44.003	2:12.877	80.43	2.077	13:48:17.369
5 -	<b>1:27.238</b>	43.562	<b>2:10.800 (1)</b>	<b>81.71</b>		<b>13:50:28.169</b>

P9 7 F2 PEARSON / DODD		LCR Suzuki 600 - ABS Racing				
IDEAL LAP TIME : 2:11.908		BEST LAP TIME : 2:11.908		DIFFERENCE : 0.000		
LAP	SECTOR 1	SECTOR 2	LAP TIME	MPH	DIFF	TIME OF DAY
1 -		44.651	2:21.612	75.47	9.704	13:41:43.116
2 -	1:29.464	44.576	2:14.040	79.73	2.132	13:43:57.156
3 -	1:28.544	44.166	2:12.710 (2)	80.53	0.802	13:46:09.866
4 -	1:29.117	43.926	2:13.043 (3)	80.33	1.135	13:48:22.909
5 -	<b>1:28.096</b>	<b>43.812</b>	<b>2:11.908 (1)</b>	<b>81.02</b>		<b>13:50:34.817</b>

P10 65 F1 FAIERS / PLUCKROSE		Ryde Yamaha 600 - AW Racing Ltd				
IDEAL LAP TIME : 2:13.656		BEST LAP TIME : 2:13.656		DIFFERENCE : 0.000		
LAP	SECTOR 1	SECTOR 2	LAP TIME	MPH	DIFF	TIME OF DAY
1 -		45.378	2:25.957	73.22	12.301	13:41:47.461
2 -	1:30.638	45.190	2:15.828 (3)	78.68	2.172	13:44:03.289
3 -	1:29.338	45.115	2:14.453 (2)	79.49	0.797	13:46:17.742
4 -	1:29.851	47.335	2:17.186	77.90	3.530	13:48:34.928
5 -	<b>1:28.562</b>	<b>45.094</b>	<b>2:13.656 (1)</b>	<b>79.96</b>		<b>13:50:48.584</b>

P11 121 F1 LAWRENCE / HUGHES		LCR Yamaha - highfield transport, JHM autos				
IDEAL LAP TIME : 2:13.451		BEST LAP TIME : 2:13.990		DIFFERENCE : 0.539		
LAP	SECTOR 1	SECTOR 2	LAP TIME	MPH	DIFF	TIME OF DAY
1 -		<b>44.749</b>	2:26.048	73.18	12.058	13:41:47.552
2 -	1:29.305	45.356	2:14.661 (2)	79.37	0.671	13:44:02.213
3 -	1:29.210	45.617	2:14.827 (3)	79.27	0.837	13:46:17.040
4 -	1:30.139	48.373	2:18.512	77.16	4.522	13:48:35.552
5 -	<b>1:28.702</b>	45.288	<b>2:13.990 (1)</b>	<b>79.76</b>		<b>13:50:49.542</b>

P12 13 F2 HEGARTY / WHITNALL		Shelbourne Honda - Mark Hegarty Surfacing				
IDEAL LAP TIME : 2:14.532		BEST LAP TIME : 2:14.994		DIFFERENCE : 0.462		
LAP	SECTOR 1	SECTOR 2	LAP TIME	MPH	DIFF	TIME OF DAY
1 -		47.182	2:26.235	73.08	11.241	13:41:47.739
2 -	1:32.464	<b>44.276</b>	2:16.740	78.16	1.746	13:44:04.479
3 -	<b>1:30.256</b>	44.738	<b>2:14.994 (1)</b>	<b>79.17</b>		<b>13:46:19.473</b>
4 -	1:30.790	45.717	2:16.507 (3)	78.29	1.513	13:48:35.980
5 -	1:30.877	44.442	2:15.319 (2)	78.98	0.325	13:50:51.299

# BMCRC - MRO Championships 2023 - Rnd 3 @ Snetterton

## BMCRC-RKB F1 & F2 Sidecars

### RACE 9 - SECTOR ANALYSIS



SECTOR 1 = FL to I1, SECTOR 2 = I1 to FL, DIFF = Difference To Personal Best Lap, P = Crossed Finish Line in Pit Lane, D = Time Disallowed

P13 28 F2 KING / SIGSWORTH		Lumley Ireson F2 - Townsend Motors				
IDEAL LAP TIME : 2:16.370		BEST LAP TIME : 2:16.831		DIFFERENCE : 0.461		
LAP	SECTOR 1	SECTOR 2	LAP TIME	MPH	DIFF	TIME OF DAY
1 -		46.372	2:27.907	72.26	11.076	13:41:49.411
2 -	1:31.992	46.198	2:18.190 (3)	77.34	1.359	13:44:07.601
3 -	1:31.484	<b>45.347</b>	<b>2:16.831 (1)</b>	<b>78.11</b>		<b>13:46:24.432</b>
4 -	<b>1:31.023</b>	46.525	2:17.548 (2)	77.70	0.717	13:48:41.980
5 -	1:33.702	45.826	2:19.528	76.60	2.697	13:51:01.508

P14 83 F2 BUCHANAN / EVANS		Lumley Ireson Kawasaki - Bull Inn Racing				
IDEAL LAP TIME : 2:15.466		BEST LAP TIME : 2:15.466		DIFFERENCE : 0.000		
LAP	SECTOR 1	SECTOR 2	LAP TIME	MPH	DIFF	TIME OF DAY
1 -		46.067	2:27.431	72.49	11.965	13:41:48.935
2 -	1:31.133	45.285	2:16.418 (2)	78.34	0.952	13:44:05.353
3 -	<b>1:30.227</b>	<b>45.239</b>	<b>2:15.466 (1)</b>	<b>78.89</b>		<b>13:46:20.819</b>
4 -	1:34.218	46.897	2:21.115	75.74	5.649	13:48:41.934
5 -	1:34.075	45.717	2:19.792 (3)	76.45	4.326	13:51:01.726

P15 67 F1 JEFFREY / FIELD		Windle F1 - MJP/wesso racing				
IDEAL LAP TIME : 2:21.860		BEST LAP TIME : 2:21.898		DIFFERENCE : 0.038		
LAP	SECTOR 1	SECTOR 2	LAP TIME	MPH	DIFF	TIME OF DAY
1 -		47.597	2:30.719	70.91	8.821	13:41:52.223
2 -	1:34.910	47.392	2:22.302 (3)	75.10	0.404	13:44:14.525
3 -	<b>1:34.690</b>	47.208	<b>2:21.898 (1)</b>	<b>75.32</b>		<b>13:46:36.423</b>
4 -	1:35.030	<b>47.170</b>	2:22.200 (2)	75.16	0.302	13:48:58.623
5 -	1:35.564	48.303	2:23.867	74.29	1.969	13:51:22.490

P16 135 F2 A.CROWE / LUDLOW		Suzuki GSXR -				
IDEAL LAP TIME : 2:27.333		BEST LAP TIME : 2:27.333		DIFFERENCE : 0.000		
LAP	SECTOR 1	SECTOR 2	LAP TIME	MPH	DIFF	TIME OF DAY
1 -		51.507	2:39.856	66.86	12.523	13:42:01.360
2 -	1:37.197	51.309	2:28.506 (2)	71.97	1.173	13:44:29.866
3 -	<b>1:36.779</b>	<b>50.554</b>	<b>2:27.333 (1)</b>	<b>72.54</b>		<b>13:46:57.199</b>
4 -	1:39.034	54.438	2:33.472 (3)	69.64	6.139	13:49:30.671
5 -	1:51.592	56.819	2:48.411	63.46	21.078	13:52:19.082

P17 77 F1 REEVES / WILKES		ARS - Bonovo Action/ Rich Energy				
IDEAL LAP TIME : 2:00.924		BEST LAP TIME : 2:01.022		DIFFERENCE : 0.098		
LAP	SECTOR 1	SECTOR 2	LAP TIME	MPH	DIFF	TIME OF DAY
1 -		<b>39.951</b>	2:06.385	84.56	5.363	13:41:27.889
2 -	1:21.003	40.019	<b>2:01.022 (1)</b>	<b>88.31</b>		<b>13:43:28.911</b>
3 -	<b>1:20.973</b>	40.084	2:01.057 (2)	88.28	0.035	13:45:29.968
4 -	1:21.014	40.243	2:01.257 (3)	88.14	0.235	13:47:31.225

P18 41 F2 RILEY / JAMES		-				
IDEAL LAP TIME : 2:16.082		BEST LAP TIME : 2:16.082		DIFFERENCE : 0.000		
LAP	SECTOR 1	SECTOR 2	LAP TIME	MPH	DIFF	TIME OF DAY
1 -		46.189	2:25.795	73.30	9.713	13:41:47.299
2 -	1:31.701	45.380	2:17.081 (2)	77.96	0.999	13:44:04.380
3 -	1:31.355	45.866	2:17.221 (3)	77.88	1.139	13:46:21.601
4 -	<b>1:31.340</b>	<b>44.742</b>	<b>2:16.082 (1)</b>	<b>78.54</b>		<b>13:48:37.683</b>

# BMCRC - MRO Championships 2023 - Rnd 3 @ Snetterton

## BMCRC-RKB F1 & F2 Sidecars

### RACE 9 - SECTOR ANALYSIS



SECTOR 1 = FL to I1, SECTOR 2 = I1 to FL, DIFF = Difference To Personal Best Lap, P = Crossed Finish Line in Pit Lane, D = Time Disallowed

P19		4 F2		MOLYNEUX / SAYLE		KTM 890 R - A&J racing	
IDEAL LAP TIME : 2:06.521		BEST LAP TIME : 2:07.285		DIFFERENCE : 0.764			
LAP	SECTOR 1	SECTOR 2	LAP TIME	MPH	DIFF	TIME OF DAY	
1 -		<b>41.482</b>	2:12.154	80.87	4.869	13:41:33.658	
2 -	<b>1:25.039</b>	42.246	<b>2:07.285 (1)</b>	<b>83.96</b>		<b>13:43:40.943</b>	
3 -	1:25.722	41.987	2:07.709 (2)	83.69	0.424	13:45:48.652	

P20		73 F2		GOODIER / STONE		LCR F2 - Rowtec ltd	
IDEAL LAP TIME : 2:14.337		BEST LAP TIME : 2:14.633		DIFFERENCE : 0.296			
LAP	SECTOR 1	SECTOR 2	LAP TIME	MPH	DIFF	TIME OF DAY	
1 -		45.982	2:24.469	73.98	9.836	13:41:45.973	
2 -	<b>1:29.268</b>	45.365	<b>2:14.633 (1)</b>	<b>79.38</b>		<b>13:44:00.606</b>	
3 -	1:29.982	<b>45.069</b>	2:15.051 (2)	79.14	0.418	13:46:15.657	

P21		38 F1		MOSS / PILMOOR-BRADY		LCR Yamaha R6 - LifeSafety Motorsport - CharlieMossRacing	
IDEAL LAP TIME : 2:13.602		BEST LAP TIME : 2:13.602		DIFFERENCE : 0.000			
LAP	SECTOR 1	SECTOR 2	LAP TIME	MPH	DIFF	TIME OF DAY	
1 -		45.130	2:25.899	73.25	12.297	13:41:47.403	
2 -	<b>1:28.892</b>	<b>44.710</b>	<b>2:13.602 (1)</b>	<b>79.99</b>		<b>13:44:01.005</b>	
3 -	1:30.353	45.102	2:15.455 (2)	78.90	1.853	13:46:16.460	

P22		3 F2		R.CROWE / C.CROWE		HCR Triumph 675 - Northern Fuels	
IDEAL LAP TIME : 2:08.462		BEST LAP TIME : 2:08.505		DIFFERENCE : 0.043			
LAP	SECTOR 1	SECTOR 2	LAP TIME	MPH	DIFF	TIME OF DAY	
1 -		<b>42.285</b>	2:15.819	78.69	7.314	13:41:37.323	
2 -	<b>1:26.177</b>	42.328	<b>2:08.505 (1)</b>	<b>83.17</b>		<b>13:43:45.828</b>	

# BMCRC - MRO Championships 2023 - Rnd 3 @ Snetterton

## BMCRC-RKB F1 & F2 Sidecars

### RACE 9 - BEST SECTORS

SECTOR 1			SECTOR 2			IDEAL / BEST COMPARISON						
POS	NO	NAME	TIME	NO	NAME	TIME	POS	NO	NAME	IDEAL	BEST	DIFF
									<b>PERFECT LAP</b>	<b>2:00.924</b>		
1	77	REEVES / WILKES	1:20.973	77	REEVES / WILKES	39.951	1	77	REEVES / WILKES	2:00.924	2:01.022	0.098
2	11	GILBERT / HILDIGE	1:23.440	11	GILBERT / HILDIGE	40.876	2	11	GILBERT / HILDIGE	2:04.316	2:04.316	0.000
3	125	GIBSON / CHRISTIE	1:24.350	4	MOLYNEUX / SAYLE	41.482	3	125	GIBSON / CHRISTIE	2:06.128	2:06.274	0.146
4	4	MOLYNEUX / SAYLE	1:25.039	125	GIBSON / CHRISTIE	41.778	4	4	MOLYNEUX / SAYLE	2:06.521	2:07.285	0.764
5	84	LIDLLOW / LAIDLLOW	1:25.273	33	HEGARTY / NEAVE	41.797	5	33	HEGARTY / NEAVE	2:07.181	2:07.259	0.078
6	33	HEGARTY / NEAVE	1:25.384	3	R.CROWE / C.CROWE	42.285	6	84	LIDLLOW / LAIDLLOW	2:07.810	2:07.810	0.000
7	137	KNIGHT / HUGHES	1:25.782	84	LIDLLOW / LAIDLLOW	42.537	7	3	R.CROWE / C.CROWI	2:08.462	2:08.505	0.043
8	3	R.CROWE / C.CROWE	1:26.177	42	CURRIE / SHARP	42.684	8	137	KNIGHT / HUGHES	2:08.786	2:09.053	0.267
9	42	CURRIE / SHARP	1:26.445	137	KNIGHT / HUGHES	43.004	9	42	CURRIE / SHARP	2:09.129	2:09.129	0.000
10	25	MacLAURIN / HOPE	1:27.238	37	MORPHET / REILLY	43.310	10	25	MacLAURIN / HOPE	2:10.716	2:10.800	0.084
11	7	PEARSON / DODD	1:28.096	25	MacLAURIN / HOPE	43.478	11	37	MORPHET / REILLY	2:11.426	2:11.583	0.157
12	37	MORPHET / REILLY	1:28.116	7	PEARSON / DODD	43.812	12	7	PEARSON / DODD	2:11.908	2:11.908	0.000
13	65	FAIERS / PLUCKROSE	1:28.562	13	HEGARTY / WHITNALL	44.276	13	121	LAWRENCE / HUGHE	2:13.451	2:13.990	0.539
14	121	LAWRENCE / HUGHES	1:28.702	38	MOSS / PILMOOR-BRADY	44.710	14	38	MOSS / PILMOOR-BR	2:13.602	2:13.602	0.000
15	38	MOSS / PILMOOR-BRADY	1:28.892	41	RILEY / JAMES	44.742	15	65	FAIERS / PLUCKROS	2:13.656	2:13.656	0.000
16	73	GOODIER / STONE	1:29.268	121	LAWRENCE / HUGHES	44.749	16	73	GOODIER / STONE	2:14.337	2:14.633	0.296
17	83	BUCHANAN / EVANS	1:30.227	73	GOODIER / STONE	45.069	17	13	HEGARTY / WHITNAL	2:14.532	2:14.994	0.462
18	13	HEGARTY / WHITNALL	1:30.256	65	FAIERS / PLUCKROSE	45.094	18	83	BUCHANAN / EVANS	2:15.466	2:15.466	0.000
19	28	KING / SIGSWORTH	1:31.023	83	BUCHANAN / EVANS	45.239	19	41	RILEY / JAMES	2:16.082	2:16.082	0.000
20	41	RILEY / JAMES	1:31.340	28	KING / SIGSWORTH	45.347	20	28	KING / SIGSWORTH	2:16.370	2:16.831	0.461
21	67	JEFFREY / FIELD	1:34.690	67	JEFFREY / FIELD	47.170	21	67	JEFFREY / FIELD	2:21.860	2:21.898	0.038
22	135	A.CROWE / LUDLOW	1:36.779	135	A.CROWE / LUDLOW	50.554	22	135	A.CROWE / LUDLOW	2:27.333	2:27.333	0.000

# BMCRC - MRO Championships 2023 - Rnd 3 @ Snetterton

## BMCRC-RKB F1 & F2 Sidecars

### RACE 9 - STATISTICS

**Competitors Started** 22  
**Planned Start** 2023-05-07 @ 13:30:00.000  
**Actual Start** 2023-05-07 @ 13:39:21.504  
**Finish Time** 2023-05-07 @ 13:49:56.361  
**Track Length** 2.9689mi.  
**Total Laps** 99  
**Total Distance Covered** 293.9222mi.

#### Session Fastest Lap History

NO	CL	NAME	LAP TIME	TIME OF DAY	LAP	VEHICLE
77	F1	REEVES / WILKES	2:01.022	13:43:28.925	2	ARS

#### Session Leader History

NO	CL	NAME	FROM LAP	LAPS LED	DISTANCE	VEHICLE
77	F1	REEVES / WILKES	1	4	11.87 miles	ARS
11	F1	GILBERT / HILDIGE	5	1	2.96 miles	Ryde 1000

#### Flag History

TYPE	TIME OF DAY
GREEN	13:39:21.504
FINISH	13:49:56.361

#### Flag Statistics

TYPE	COUNT	TOTAL LAPS	TOTAL TIME
Green	1	5	13:07.621
Red	0	0	0.000
Safety Car	0	0	0.000
FCY	0	0	0.000



# BMCRC - MRO Championships 2023 - Rnd 3 @ Snetterton

## BMCRC-RKB F1 & F2 Sidecars

### RACE 9 - STATISTICS

**CLASS : F1**

8 Starters

#### Fastest Lap History

NO	NAME	LAP TIME	TIME OF DAY	LAP	VEHICLE
77	REEVES / WILKES	2:01.022	13:43:28.925	2	ARS

#### Leader History

NO	NAME	FROM LAP	LAPS LED	DISTANCE	VEHICLE
77	REEVES / WILKES	1	4	11.87 miles	ARS
11	GILBERT / HILDIGE	5	1	2.96 miles	Ryde 1000

# BMCRC - MRO Championships 2023 - Rnd 3 @ Snetterton

## BMCRC-RKB F1 & F2 Sidecars

### RACE 9 - STATISTICS

**CLASS : F2**

14 Starters

#### Fastest Lap History

NO	NAME	LAP TIME	TIME OF DAY	LAP	VEHICLE
4	MOLYNEUX / SAYLE	<b>2:07.285</b>	13:43:40.969	2	KTM 890 R
125	GIBSON / CHRISTIE	<b>2:06.677</b>	13:45:49.692	3	CES F2 Suzuki
125	GIBSON / CHRISTIE	<b>2:06.274</b>	13:47:55.966	4	CES F2 Suzuki

#### Leader History

NO	NAME	FROM LAP	LAPS LED	DISTANCE	VEHICLE
4	MOLYNEUX / SAYLE	1	3	8.90 miles	KTM 890 R
125	GIBSON / CHRISTIE	4	2	5.93 miles	CES F2 Suzuki

# BMCRC - MRO Championships 2023 - Rnd 3 @ Snetterton



## BMCRC-RKB F1 & F2 Sidecars

### RACE 20 - GRID (5 Laps)

ROW 13	1		1		37	<b>188</b> BEST / TBC			
ROW 12	36	<b>19</b> MacBRIDE / EDWARDS	35		34	<b>10</b> WEBB / HOPE			
ROW 11		2:27.333	33	<b>135</b> A.CROWE / LUDLOW	32		2:21.898	31	<b>67</b> JEFFREY / FIELD
ROW 10		2:16.831	30	<b>28</b> KING / SIGSWORTH	29		2:16.082	28	<b>41</b> RILEY / JAMES
ROW 9		2:15.466	27	<b>83</b> BUCHANAN / EVANS	26		2:14.994	25	<b>13</b> HEGARTY / WHITNALL
ROW 8		2:14.633	24	<b>73</b> GOODIER / STONE	23		2:13.990	22	<b>121</b> LAWRENCE / HUGHES
ROW 7		2:13.656	21	<b>65</b> FAIERS / PLUCKROSE	20		2:13.602	19	<b>38</b> MOSS / PILMOOR-BRADY
ROW 6		2:11.908	18	<b>7</b> PEARSON / DODD	17		2:11.583	16	<b>37</b> MORPHET / REILLY
ROW 5		2:10.800	15	<b>25</b> MacLAURIN / HOPE	14		2:09.129	13	<b>42</b> CURRIE / SHARP
ROW 4		2:09.053	12	<b>137</b> KNIGHT / HUGHES	11		2:08.505	10	<b>3</b> R.CROWE / C.CROWE
ROW 3		2:07.810	9	<b>84</b> LAIDLOW / LAIDLOW	8		2:07.285	7	<b>4</b> MOLYNEUX / SAYLE
ROW 2		2:07.259	6	<b>33</b> HEGARTY / NEAVE	5		2:06.274	4	<b>125</b> GIBSON / CHRISTIE
ROW 1		2:04.316	3	<b>11</b> GILBERT / HILDIGE	2		2:01.022	1	<b>77</b> REEVES / WILKES
<b>Pole</b>									

Snetterton 300: 2.9689 miles

These results are provisional until the conclusion of any judicial and technical matters.

Clerk Of Course :	Stewards :	Timekeeper : Richard Evans
-------------------	------------	----------------------------

Results can be found at [www.tsl-timing.com](http://www.tsl-timing.com)

Printed - 13:54 Sunday, 07 May 2023



# BMCRC - MRO Championships 2023 - Rnd 3 @ Snetterton

## BMCRC-RKB F1 & F2 Sidecars

### RACE 20 - CLASSIFICATION



POS	NO	CL	PIC NAME	ENTRY	LAPS	TIME	GAP	DIFF	MPH	BEST	ON
1	77	F1	1 REEVES / WILKES	ARS - Bonovo Action/ Rich Energy	5	10:06.403			88.12	1:59.679	5
2	11	F1	2 GILBERT / HILDIGE	Ryde 1000 - West Ewell fencing	5	10:30.010	23.607	23.607	84.82	2:03.811	2
3	33	F2	1 HEGARTY / NEAVE	Baker Honda - Sean Hegarty Ltd	5	10:47.362	40.959	17.352	82.55	2:08.101	5
4	84	F1	3 LAIDLAW / LAIDLAW	Yamaha R6 - Marin motorsport	5	10:47.459	41.056	0.097	82.53	2:07.001	4
5	7	F2	2 PEARSON / DODD	LCR Suzuki 600 - ABS Racing	5	11:08.822	1:02.419	21.363	79.90	2:11.736	3
6	37	F2	3 MORPHET / REILLY	LCR Suzuki -	5	11:09.085	1:02.682	0.263	79.87	2:11.968	4
7	25	F1	4 MacLAURIN / HOPE	ARS1 Yamaha 600 - Amr	5	11:09.383	1:02.980	0.298	79.83	2:11.644	2
8	13	F2	4 HEGARTY / WHITNALL	Shelbourne Honda - Mark Hegarty Surfacing	5	11:26.738	1:20.335	17.355	77.81	2:14.926	2
9	83	F2	5 BUCHANAN / EVANS	Lumley Ireson Kawasaki - Bull Inn Racing	5	11:28.650	1:22.247	1.912	77.60	2:15.183	2
10	67	F1	5 JEFFREY / FIELD	Windle F1 - MJP/wesso racing	5	11:48.657	1:42.254	20.007	75.41	2:18.254	5
11	121	F1	6 LAWRENCE / HUGHES	LCR Yamaha - highfield transport, JHM autos	5	11:52.531	1:46.128	3.874	75.00	2:15.892	5
12	10	F1	7 WEBB / HOPE	LCR Suzuki - N W Services	5	12:15.548	2:09.145	23.017	72.65	2:24.217	5

#### NOT CLASSIFIED

DNF	137	F2	KNIGHT / HUGHES	LCR Honda -	3	6:37.556	2 Laps	2 Laps	80.65	2:10.463	2
DNF	65	F1	FAIERS / PLUCKROSE	Ryde Yamaha 600 - AW racing Ltd	2	4:36.132	3 Laps	1 Lap	77.41	2:14.709	2
DNF	41	F2	RILEY / JAMES	-	1	2:29.170	4 Laps	1 Lap	71.65		

#### FASTEST LAP

77	F1	REEVES / WILKES	ARS - Bonovo Action/ Rich Energy	5	1:59.679	89.30 mph	143.72 kph
33	F2	HEGARTY / NEAVE	Baker Honda - Sean Hegarty Ltd	5	2:08.101	83.43 mph	134.27 kph

Class F1 - 92.5% of Race Speed = 81.51 mph

Class F2 - 92.5% of Race Speed = 76.35 mph

Weather / Track : Sunny / Dry

These results are provisional until the conclusion of any judicial and technical matters.

Race Distance: 5 Laps / 14.84 miles

Snetterton 300: 2.9689 miles

Date: 07/05/2023 Start: 17:13 Finish: 17:23

Clerk Of Course :

Stewards :

Timekeeper : Richard Evans

Results can be found at [www.tsl-timing.com](http://www.tsl-timing.com)

Printed - 17:26 Sunday, 07 May 2023



# BMCRC - MRO Championships 2023 - Rnd 3 @ Snetterton

## BMCRC-RKB F1 & F2 Sidecars

### RACE 20 - LAP CHART

#### LAP 1 @ 17:15:40.471

NO	BEHIND	LAP TIME
77		2:05.654
11	3.864	2:09.518
33	8.574	2:14.228
137	10.447	2:16.101
84	11.002	2:16.656
7	14.074	2:19.728
37	14.220	2:19.874
25	15.106	2:20.760
65	15.769	2:21.423
83	17.689	2:23.343
13	18.801	2:24.455
67	21.994	2:27.648
10	22.471	2:28.125
41	23.516	2:29.170
121	37.601	2:43.255

121	1:29.915	2:17.176
10	1:44.607	2:26.819

#### LAP 5 @ 17:23:41.220

NO	BEHIND	LAP TIME
77		1:59.679
11	23.607	2:06.473
33	40.959	2:08.101
84	41.056	2:07.637
7	1:02.419	2:12.274
37	1:02.682	2:12.202
25	1:02.980	2:11.766
13	1:20.335	2:16.203
83	1:22.247	2:15.337
67	1:42.254	2:18.254
121	1:46.128	2:15.892
10	2:09.145	2:24.217

#### LAP 2 @ 17:17:40.910

NO	BEHIND	LAP TIME
77		2:00.439
11	7.236	2:03.811
33	16.422	2:08.287
84	19.466	2:08.903
137	20.471	2:10.463
7	26.037	2:12.402
25	26.311	2:11.644
37	26.626	2:12.845
65	30.039	2:14.709
83	32.433	2:15.183
13	33.288	2:14.926
67	43.714	2:22.159
10	50.204	2:28.172
121	54.852	2:17.690

#### LAP 3 @ 17:19:41.518

NO	BEHIND	LAP TIME
77		2:00.608
11	11.196	2:04.568
33	24.145	2:08.331
84	26.120	2:07.262
137	30.855	2:10.992
7	37.165	2:11.736
25	37.531	2:11.828
37	38.214	2:12.196
13	48.236	2:15.556
83	50.981	2:19.156
67	1:03.158	2:20.052
121	1:12.762	2:18.518
10	1:17.811	2:28.215

#### LAP 4 @ 17:21:41.541

NO	BEHIND	LAP TIME
77		2:00.023
11	16.813	2:05.640
33	32.537	2:08.415
84	33.098	2:07.001
7	49.824	2:12.682
37	50.159	2:11.968
25	50.893	2:13.385
13	1:03.811	2:15.598
83	1:06.589	2:15.631
67	1:23.679	2:20.544

Weather / Track : Sunny / Dry

Results can be found at [www.tsl-timing.com](http://www.tsl-timing.com)

Snetterton 300: 2.9689 miles  
Date: 07/05/2023 Start: 17:13 Finish: 17:23

Printed - 17:26 Sunday, 07 May 2023

# BMCRC - MRO Championships 2023 - Rnd 3 @ Snetterton

## BMCRC-RKB F1 & F2 Sidecars

### RACE 20 - POSITION CHART

No	Name	Lap	1	2	3	4	5
		Pos					
77	REEVES / WILKES	1	77	77	77	77	77
11	GILBERT / HILDIGE	2	11	11	11	11	11
33	HEGARTY / NEAVE	3	33	33	33	33	33
84	L AidLOW / LAIDL OW	4	137	84	84	84	84
137	KNIGHT / HUGHES	5	84	137	137	7	7
25	MacLAURIN / HOPE	6	7	7	7	37	37
37	MORPHET / REILLY	7	37	25	25	25	25
7	PEARSON / DODD	8	25	37	37	13	13
65	FAIERS / PLUCKROSE	9	65	65	13	83	83
121	LAWRENCE / HUGHES	10	83	83	83	67	67
13	HEGARTY / WHITNALL	11	13	13	67	121	121
83	BUCHANAN / EVANS	12	67	67	121	10	10
41	RILEY / JAMES	13	10	10	10		
67	JEFFREY / FIELD	14	41	121			
10	WEBB / HOPE	15	121				

# BMCRC - MRO Championships 2023 - Rnd 3 @ Snetterton

## BMCRC-RKB F1 & F2 Sidecars

### RACE 20 - SECTOR ANALYSIS



SECTOR 1 = FL to I1, SECTOR 2 = I1 to FL, DIFF = Difference To Personal Best Lap, P = Crossed Finish Line in Pit Lane, D = Time Disallowed

P1 77 F1 REEVES / WILKES		ARS - Bonovo Action/ Rich Energy				
IDEAL LAP TIME : 1:59.679		BEST LAP TIME : 1:59.679		DIFFERENCE : 0.000		
LAP	SECTOR 1	SECTOR 2	LAP TIME	MPH	DIFF	TIME OF DAY
1 -		39.970	2:05.654	85.05	5.975	17:15:40.471
2 -	1:20.616	39.823	2:00.439 (3)	88.74	0.760	17:17:40.910
3 -	1:20.687	39.921	2:00.608	88.61	0.929	17:19:41.518
4 -	1:20.260	39.763	2:00.023 (2)	89.05	0.344	17:21:41.541
5 -	<b>1:20.144</b>	<b>39.535</b>	<b>1:59.679 (1)</b>	<b>89.30</b>		<b>17:23:41.220</b>

P2 11 F1 GILBERT / HILDIGE		Ryde 1000 - West Ewell fencing				
IDEAL LAP TIME : 2:03.811		BEST LAP TIME : 2:03.811		DIFFERENCE : 0.000		
LAP	SECTOR 1	SECTOR 2	LAP TIME	MPH	DIFF	TIME OF DAY
1 -		41.077	2:09.518	82.52	5.707	17:15:44.335
2 -	<b>1:23.040</b>	<b>40.771</b>	<b>2:03.811 (1)</b>	<b>86.32</b>		<b>17:17:48.146</b>
3 -	1:23.423	41.145	2:04.568 (2)	85.80	0.757	17:19:52.714
4 -	1:23.778	41.862	2:05.640 (3)	85.06	1.829	17:21:58.354
5 -	1:24.687	41.786	2:06.473	84.50	2.662	17:24:04.827

P3 33 F2 HEGARTY / NEAVE		Baker Honda - Sean Hegarty ltd				
IDEAL LAP TIME : 2:08.064		BEST LAP TIME : 2:08.101		DIFFERENCE : 0.037		
LAP	SECTOR 1	SECTOR 2	LAP TIME	MPH	DIFF	TIME OF DAY
1 -		42.421	2:14.228	79.62	6.127	17:15:49.045
2 -	1:25.988	42.299	2:08.287 (2)	83.31	0.186	17:17:57.332
3 -	1:26.126	<b>42.205</b>	2:08.331 (3)	83.28	0.230	17:20:05.663
4 -	1:26.195	42.220	2:08.415	83.23	0.314	17:22:14.078
5 -	<b>1:25.859</b>	42.242	<b>2:08.101 (1)</b>	<b>83.43</b>		<b>17:24:22.179</b>

P4 84 F1 LAIDLAW / LAIDLAW		Yamaha R6 - Marin motorsport				
IDEAL LAP TIME : 2:06.923		BEST LAP TIME : 2:07.001		DIFFERENCE : 0.078		
LAP	SECTOR 1	SECTOR 2	LAP TIME	MPH	DIFF	TIME OF DAY
1 -		42.800	2:16.656	78.21	9.655	17:15:51.473
2 -	1:26.481	42.422	2:08.903	82.91	1.902	17:18:00.376
3 -	1:25.156	<b>42.106</b>	2:07.262 (2)	83.98	0.261	17:20:07.638
4 -	<b>1:24.817</b>	42.184	<b>2:07.001 (1)</b>	<b>84.15</b>		<b>17:22:14.639</b>
5 -	1:25.311	42.326	2:07.637 (3)	83.73	0.636	17:24:22.276

P5 7 F2 PEARSON / DODD		LCR Suzuki 600 - ABS Racing				
IDEAL LAP TIME : 2:11.736		BEST LAP TIME : 2:11.736		DIFFERENCE : 0.000		
LAP	SECTOR 1	SECTOR 2	LAP TIME	MPH	DIFF	TIME OF DAY
1 -		44.171	2:19.728	76.49	7.992	17:15:54.545
2 -	1:28.517	43.885	2:12.402 (3)	80.72	0.666	17:18:06.947
3 -	<b>1:27.878</b>	<b>43.858</b>	<b>2:11.736 (1)</b>	<b>81.13</b>		<b>17:20:18.683</b>
4 -	1:28.497	44.185	2:12.682	80.55	0.946	17:22:31.365
5 -	1:28.135	44.139	2:12.274 (2)	80.80	0.538	17:24:43.639

P6 37 F2 MORPHET / REILLY		LCR Suzuki -				
IDEAL LAP TIME : 2:11.661		BEST LAP TIME : 2:11.968		DIFFERENCE : 0.307		
LAP	SECTOR 1	SECTOR 2	LAP TIME	MPH	DIFF	TIME OF DAY
1 -		43.992	2:19.874	76.41	7.906	17:15:54.691
2 -	1:28.879	43.966	2:12.845	80.45	0.877	17:18:07.536
3 -	1:28.347	43.849	2:12.196 (2)	80.85	0.228	17:20:19.732
4 -	1:28.376	<b>43.592</b>	<b>2:11.968 (1)</b>	<b>80.98</b>		<b>17:22:31.700</b>
5 -	<b>1:28.069</b>	44.133	2:12.202 (3)	80.84	0.234	17:24:43.902

# BMCRC - MRO Championships 2023 - Rnd 3 @ Snetterton

## BMCRC-RKB F1 & F2 Sidecars

### RACE 20 - SECTOR ANALYSIS



SECTOR 1 = FL to I1, SECTOR 2 = I1 to FL, DIFF = Difference To Personal Best Lap, P = Crossed Finish Line in Pit Lane, D = Time Disallowed

P7 25 F1 MacLAURIN / HOPE		ARS1 Yamaha 600 - Amr				
IDEAL LAP TIME : 2:11.499		BEST LAP TIME : 2:11.644		DIFFERENCE : 0.145		
LAP	SECTOR 1	SECTOR 2	LAP TIME	MPH	DIFF	TIME OF DAY
1 -		44.746	2:20.760	75.93	9.116	17:15:55.577
2 -	<b>1:27.827</b>	43.817	<b>2:11.644 (1)</b>	<b>81.18</b>		<b>17:18:07.221</b>
3 -	1:28.156	<b>43.672</b>	2:11.828 (3)	81.07	0.184	17:20:19.049
4 -	1:29.093	44.292	2:13.385	80.12	1.741	17:22:32.434
5 -	1:27.892	43.874	2:11.766 (2)	81.11	0.122	17:24:44.200

P8 13 F2 HEGARTY / WHITNALL		Shelbourne Honda - Mark Hegarty Surfacing				
IDEAL LAP TIME : 2:14.782		BEST LAP TIME : 2:14.926		DIFFERENCE : 0.144		
LAP	SECTOR 1	SECTOR 2	LAP TIME	MPH	DIFF	TIME OF DAY
1 -		45.221	2:24.455	73.98	9.529	17:15:59.272
2 -	1:30.502	<b>44.424</b>	<b>2:14.926 (1)</b>	<b>79.21</b>		<b>17:18:14.198</b>
3 -	<b>1:30.358</b>	45.198	2:15.556 (2)	78.84	0.630	17:20:29.754
4 -	1:30.570	45.028	2:15.598 (3)	78.82	0.672	17:22:45.352
5 -	1:31.035	45.168	2:16.203	78.47	1.277	17:25:01.555

P9 83 F2 BUCHANAN / EVANS		Lumley Ireson Kawasaki - Bull Inn Racing				
IDEAL LAP TIME : 2:15.173		BEST LAP TIME : 2:15.183		DIFFERENCE : 0.010		
LAP	SECTOR 1	SECTOR 2	LAP TIME	MPH	DIFF	TIME OF DAY
1 -		45.033	2:23.343	74.56	8.160	17:15:58.160
2 -	<b>1:30.195</b>	44.988	<b>2:15.183 (1)</b>	<b>79.06</b>		<b>17:18:13.343</b>
3 -	1:31.202	47.954	2:19.156	76.80	3.973	17:20:32.499
4 -	1:30.391	45.240	2:15.631 (3)	78.80	0.448	17:22:48.130
5 -	1:30.359	<b>44.978</b>	2:15.337 (2)	78.97	0.154	17:25:03.467

P10 67 F1 JEFFREY / FIELD		Windle F1 - MJJ/wesso racing				
IDEAL LAP TIME : 2:18.254		BEST LAP TIME : 2:18.254		DIFFERENCE : 0.000		
LAP	SECTOR 1	SECTOR 2	LAP TIME	MPH	DIFF	TIME OF DAY
1 -		47.005	2:27.648	72.38	9.394	17:16:02.465
2 -	1:34.513	47.646	2:22.159	75.18	3.905	17:18:24.624
3 -	1:33.177	46.875	2:20.052 (2)	76.31	1.798	17:20:44.676
4 -	1:33.459	47.085	2:20.544 (3)	76.04	2.290	17:23:05.220
5 -	<b>1:31.721</b>	<b>46.533</b>	<b>2:18.254 (1)</b>	<b>77.30</b>		<b>17:25:23.474</b>

P11 121 F1 LAWRENCE / HUGHES		LCR Yamaha - highfield transport, JHM autos				
IDEAL LAP TIME : 2:15.892		BEST LAP TIME : 2:15.892		DIFFERENCE : 0.000		
LAP	SECTOR 1	SECTOR 2	LAP TIME	MPH	DIFF	TIME OF DAY
1 -		46.782	2:43.255	65.46	27.363	17:16:18.072
2 -	1:31.298	46.392	2:17.690 (3)	77.62	1.798	17:18:35.762
3 -	1:31.715	46.803	2:18.518	77.16	2.626	17:20:54.280
4 -	1:30.629	46.547	2:17.176 (2)	77.91	1.284	17:23:11.456
5 -	<b>1:30.059</b>	<b>45.833</b>	<b>2:15.892 (1)</b>	<b>78.65</b>		<b>17:25:27.348</b>

P12 10 F1 WEBB / HOPE		LCR Suzuki - N W Services				
IDEAL LAP TIME : 2:22.145		BEST LAP TIME : 2:24.217		DIFFERENCE : 2.072		
LAP	SECTOR 1	SECTOR 2	LAP TIME	MPH	DIFF	TIME OF DAY
1 -		<b>46.076</b>	2:28.125	72.15	3.908	17:16:02.942
2 -	1:37.842	50.330	2:28.172 (3)	72.13	3.955	17:18:31.114
3 -	1:38.001	50.214	2:28.215	72.11	3.998	17:20:59.329
4 -	1:37.854	48.965	2:26.819 (2)	72.79	2.602	17:23:26.148
5 -	<b>1:36.069</b>	48.148	<b>2:24.217 (1)</b>	<b>74.11</b>		<b>17:25:50.365</b>



# BMCRC - MRO Championships 2023 - Rnd 3 @ Snetterton

## BMCRC-RKB F1 & F2 Sidecars

### RACE 20 - SECTOR ANALYSIS



SECTOR 1 = FL to I1, SECTOR 2 = I1 to FL, DIFF = Difference To Personal Best Lap, P = Crossed Finish Line in Pit Lane, D = Time Disallowed

<b>P13</b>	<b>137 F2</b>	<b>KNIGHT / HUGHES</b>	LCR Honda -			
IDEAL LAP TIME : 2:10.381		BEST LAP TIME : 2:10.463	DIFFERENCE : 0.082			

LAP	SECTOR 1	SECTOR 2	LAP TIME	MPH	DIFF	TIME OF DAY
1 -		<b>43.072</b>	2:16.101	78.53	5.638	17:15:50.918
2 -	<b>1:27.309</b>	43.154	<b>2:10.463 (1)</b>	<b>81.92</b>		<b>17:18:01.381</b>
3 -	1:27.423	43.569	2:10.992 (2)	81.59	0.529	17:20:12.373

<b>P14</b>	<b>65 F1</b>	<b>FAIERS / PLUCKROSE</b>	Ryde Yamaha 600 - AWracing ltd			
IDEAL LAP TIME : 2:14.228		BEST LAP TIME : 2:14.709	DIFFERENCE : 0.481			

LAP	SECTOR 1	SECTOR 2	LAP TIME	MPH	DIFF	TIME OF DAY
1 -		<b>44.602</b>	2:21.423	75.57	6.714	17:15:56.240
2 -	<b>1:29.626</b>	45.083	<b>2:14.709 (1)</b>	<b>79.34</b>		<b>17:18:10.949</b>

<b>P15</b>	<b>41 F2</b>	<b>RILEY / JAMES</b>	-			
IDEAL LAP TIME :		BEST LAP TIME :	DIFFERENCE :			

LAP	SECTOR 1	SECTOR 2	LAP TIME	MPH	DIFF	TIME OF DAY
1 -		<b>46.322</b>	2:29.170	71.65		17:16:03.987

# BMCRC - MRO Championships 2023 - Rnd 3 @ Snetterton

## BMCRC-RKB F1 & F2 Sidecars

### RACE 20 - BEST SECTORS

SECTOR 1			SECTOR 2			IDEAL / BEST COMPARISON						
POS	NO	NAME	TIME	NO	NAME	TIME	POS	NO	NAME	IDEAL	BEST	DIFF
									<b>PERFECT LAP</b>	<b>1:59.679</b>		
1	77	REEVES / WILKES	<b>1:20.144</b>	77	REEVES / WILKES	<b>39.535</b>	1	77	REEVES / WILKES	1:59.679	1:59.679	<b>0.000</b>
2	11	GILBERT / HILDIGE	<b>1:23.040</b>	11	GILBERT / HILDIGE	<b>40.771</b>	2	11	GILBERT / HILDIGE	2:03.811	2:03.811	<b>0.000</b>
3	84	LAIDLAW / LAIDLAW	<b>1:24.817</b>	84	LAIDLAW / LAIDLAW	<b>42.106</b>	3	84	LAIDLAW / LAIDLAW	2:06.923	2:07.001	<b>0.078</b>
4	33	HEGARTY / NEAVE	<b>1:25.859</b>	33	HEGARTY / NEAVE	<b>42.205</b>	4	33	HEGARTY / NEAVE	2:08.064	2:08.101	<b>0.037</b>
5	137	KNIGHT / HUGHES	<b>1:27.309</b>	137	KNIGHT / HUGHES	<b>43.072</b>	5	137	KNIGHT / HUGHES	2:10.381	2:10.463	<b>0.082</b>
6	25	MacLAURIN / HOPE	<b>1:27.827</b>	37	MORPHET / REILLY	<b>43.592</b>	6	25	MacLAURIN / HOPE	2:11.499	2:11.644	<b>0.145</b>
7	7	PEARSON / DODD	<b>1:27.878</b>	25	MacLAURIN / HOPE	<b>43.672</b>	7	37	MORPHET / REILLY	2:11.661	2:11.968	<b>0.307</b>
8	37	MORPHET / REILLY	<b>1:28.069</b>	7	PEARSON / DODD	<b>43.858</b>	8	7	PEARSON / DODD	2:11.736	2:11.736	<b>0.000</b>
9	65	FAIERS / PLUCKROSE	<b>1:29.626</b>	13	HEGARTY / WHITNALL	<b>44.424</b>	9	65	FAIERS / PLUCKROSE	2:14.228	2:14.709	<b>0.481</b>
10	121	LAWRENCE / HUGHES	<b>1:30.059</b>	65	FAIERS / PLUCKROSE	<b>44.602</b>	10	13	HEGARTY / WHITNALL	2:14.782	2:14.926	<b>0.144</b>
11	83	BUCHANAN / EVANS	<b>1:30.195</b>	83	BUCHANAN / EVANS	<b>44.978</b>	11	83	BUCHANAN / EVANS	2:15.173	2:15.183	<b>0.010</b>
12	13	HEGARTY / WHITNALL	<b>1:30.358</b>	121	LAWRENCE / HUGHES	<b>45.833</b>	12	121	LAWRENCE / HUGHES	2:15.892	2:15.892	<b>0.000</b>
13	67	JEFFREY / FIELD	<b>1:31.721</b>	10	WEBB / HOPE	<b>46.076</b>	13	67	JEFFREY / FIELD	2:18.254	2:18.254	<b>0.000</b>
14	10	WEBB / HOPE	<b>1:36.069</b>	41	RILEY / JAMES	<b>46.322</b>	14	10	WEBB / HOPE	2:22.145	2:24.217	<b>2.072</b>
15				67	JEFFREY / FIELD	<b>46.533</b>	15	41	RILEY / JAMES			

# BMCRC - MRO Championships 2023 - Rnd 3 @ Snetterton

## BMCRC-RKB F1 & F2 Sidecars

### RACE 20 - STATISTICS

**Competitors Started** 15  
**Planned Start** 2023-05-07 @ 17:10:00.000  
**Actual Start** 2023-05-07 @ 17:13:34.817  
**Finish Time** 2023-05-07 @ 17:23:26.149  
**Track Length** 2.9689mi.  
**Total Laps** 66  
**Total Distance Covered** 195.9481mi.

#### Session Fastest Lap History

NO	CL	NAME	LAP TIME	TIME OF DAY	LAP	VEHICLE
77	F1	REEVES / WILKES	<b>2:00.439</b>	17:17:40.924	2	ARS
77	F1	REEVES / WILKES	<b>2:00.023</b>	17:21:41.555	4	ARS
77	F1	REEVES / WILKES	<b>1:59.679</b>	17:23:41.234	5	ARS

#### Session Leader History

NO	CL	NAME	FROM LAP	LAPS LED	DISTANCE	VEHICLE
77	F1	REEVES / WILKES	1	5	14.84 miles	ARS

#### Flag History

TYPE	TIME OF DAY
GREEN	17:13:34.817
FINISH	17:23:26.149

#### Flag Statistics

TYPE	COUNT	TOTAL LAPS	TOTAL TIME
Green	1	5	12:20.365
Red	0	0	0.000
Safety Car	0	0	0.000
FCY	0	0	0.000

# BMCRC - MRO Championships 2023 - Rnd 3 @ Snetterton

## BMCRC-RKB F1 & F2 Sidecars

### RACE 20 - STATISTICS

CLASS : F1

8 Starters

#### Fastest Lap History

NO	NAME	LAP TIME	TIME OF DAY	LAP	VEHICLE
77	REEVES / WILKES	2:00.439	17:17:40.924	2	ARS
77	REEVES / WILKES	2:00.023	17:21:41.555	4	ARS
77	REEVES / WILKES	1:59.679	17:23:41.234	5	ARS

#### Leader History

NO	NAME	FROM LAP	LAPS LED	DISTANCE	VEHICLE
77	REEVES / WILKES	1	5	14.84 miles	ARS

# BMCRC - MRO Championships 2023 - Rnd 3 @ Snetterton

## BMCRC-RKB F1 & F2 Sidecars

### RACE 20 - STATISTICS

CLASS : F2

7 Starters

#### Fastest Lap History

NO	NAME	LAP TIME	TIME OF DAY	LAP	VEHICLE
33	HEGARTY / NEAVE	2:08.287	17:17:57.364	2	Baker Honda
33	HEGARTY / NEAVE	2:08.101	17:24:22.213	5	Baker Honda

#### Leader History

NO	NAME	FROM LAP	LAPS LED	DISTANCE	VEHICLE
33	HEGARTY / NEAVE	1	5	14.84 miles	Baker Honda



# **BMCRC THUNDERBIKE EXTREME & ULTRA**

## **Supported by Steve Jordan Motorcycles & TBR Performance**



**BMCRC-MRO Championships - Round 3**  
**Snetterton 300**  
**6<sup>th</sup> / 7<sup>th</sup> May 2023**



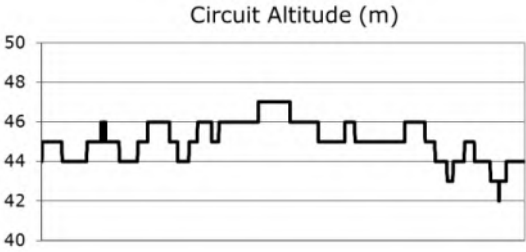
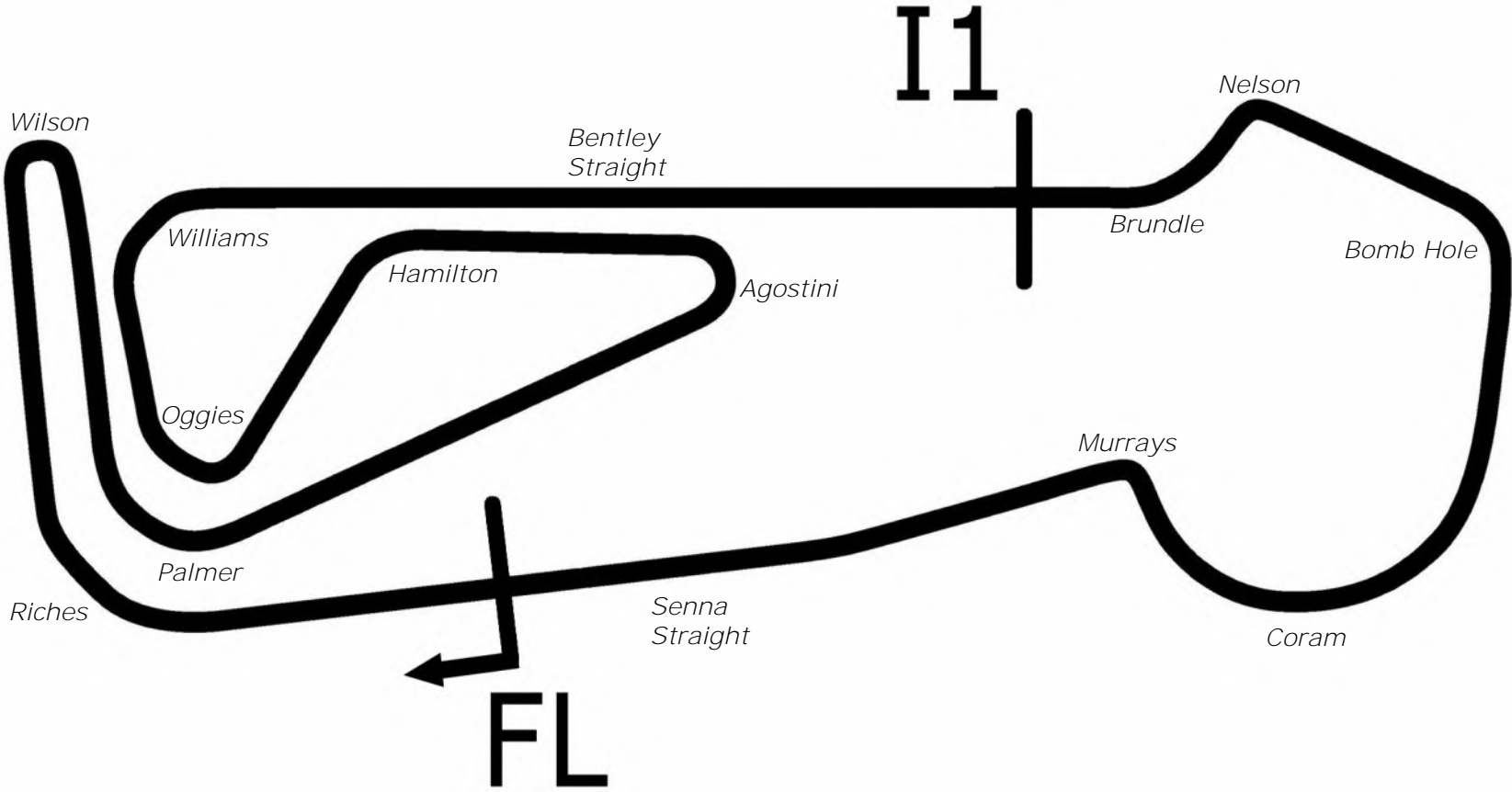
Timing & Results Provided by Timing Solutions Ltd

[www.tsl-timing.com](http://www.tsl-timing.com)

# Snetterton 300



**SPORTS TIMING**  
**TIMING SOLUTIONS LTD**



Length	2.9689 miles	4778.0 m	
FL		52.46340 N	0.94476 E
I1	3198m	52.46617 N	0.94964 E
Pit Entry	4572m	52.46364 N	0.94774 E
Pit Exit	40m after FL	52.46338 N	0.94420 E
Pit Entry-Pit Exit 246m, 17.7s @50kph, 14.7s @60kph			

All results available at [www.tsl-timing.com](http://www.tsl-timing.com)

# BMCRC - MRO Championships 2023 - Rnd 3 @ Snetterton

## BMCRC Thunderbike Ultra & Extreme

### QUALIFYING - COMBINED CLASSIFICATION



POS	NO	CL	PIC NAME	ENTRY	FIRST		SECOND		GAP	DIFF
					TIME	LAPS	TIME	LAPS		
1	78	U	1 Jamie THOMAS	Suzuki GSXR 1000 - Team RubyRacing DART Motorsp	0		<b>2:07.493</b>	5		
2	5	U	2 Stacey KILLWORTH	Suzuki GSXR 1000 - Greenplant/Everns	0		<b>2:09.700</b>	5	<b>2.207</b>	2.207
3	58	U	3 Michael ALLEN	Kawasaki ZX10R -	4		<b>2:09.975</b>	5	<b>2.482</b>	0.275
4	800	U	4 Morgan CREASEY	Suzuki GSXR 1000 K7 - Warics Ltd	0		<b>2:12.146</b>	4	<b>4.653</b>	2.171
5	23	U	5 Justin ROSE	Yamaha R1 -	0		<b>2:12.606</b>	4	<b>5.113</b>	0.460
6	52	E	1 Barry MANTELL	Honda 929 FIREBLADE - Swedish car connection	<b>2:14.814</b>	5		0	<b>7.321</b>	2.208
7	165	U	6 Richard BUTT	Suzuki GSXR1000 - Michelle Harvey	0		<b>2:14.922</b>	3	<b>7.429</b>	0.108
8	29	U	7 Cecil DINSMORE	Suzuki GSXR 1000 - KnC Motorsport	0		<b>2:15.616</b>	4	<b>8.123</b>	0.694
9	169	U	8 Cory SMITH	Suzuki 1000 -	0		<b>2:16.383</b>	4	<b>8.890</b>	0.767
10	96	U	9 Pete SCOTT	Suzuki GSXR1000K5 - South Hill MOT Centre	0		<b>2:16.691</b>	4	<b>9.198</b>	0.308
11	63	U	10 Matthew WREN	Suzuki GSXR - TBR performance	0		<b>2:17.350</b>	3	<b>9.857</b>	0.659
12	117	E	2 Raymond STAGG	Suzuki GSXR 750 -	<b>2:17.847</b>	3		0	<b>10.354</b>	0.497
13	46	U	11 Simon GATES	Yamaha YZF R1 - T.A Roden LTD / Canine Plus Hydro	0		<b>2:18.335</b>	4	<b>10.842</b>	0.488
14	7	U	12 Seb JENKINS	Suzuki GSX-R 1000 K6 - Long hours and hard graft	0		<b>2:18.596</b>	1	<b>11.103</b>	0.261
15	19	U	13 Tyler DONOVAN	Kawasaki ZX10R - Tinder Corp	0		<b>2:19.101</b>	4	<b>11.608</b>	0.505
16	41	E	3 David ABRAHAM	Yamaha R1 - Cambridge Motorcycles	<b>2:19.728</b>	4		0	<b>12.235</b>	0.627
17	4	U	14 Hayden KILLWORTH	Kawasaki ZX10R - A&S Killworth / H11xy	0		<b>2:21.976</b>	4	<b>14.483</b>	2.248
18	82	U	15 Matt HINNELLS	Yamaha R1 - BD Racing	0		<b>2:22.270</b>	4	<b>14.777</b>	0.294
19	24	U	16 Mark REYNOLDS	Yamaha R1 4C8 -	0		<b>2:22.810</b>	4	<b>15.317</b>	0.540
20	744	ER	1 Gary ANDERSON	Honda 954RR - A&M MOT Services. Guildford	<b>2:23.546</b>	4		0	<b>16.053</b>	0.736
21	21	U	17 Danny BRENNAN	Suzuki GSXR 1000 -	0		<b>2:23.845</b>	2	<b>16.352</b>	0.299
22	20	U	18 Connor SWYER	SUZUKI GSXR 1000 K6 - WSC Performace & lleithyr fa	0		<b>2:23.994</b>	4	<b>16.501</b>	0.149
23	6	E	4 Andrew FIRTH	Yamaha YZF-R1 - LTRmotorcycles.co.uk / Palmer Race	<b>2:24.950</b>	4		0	<b>17.457</b>	0.956
24	910	U	19 Michael JARVIS	Suzuki GSXR 1000 -	0		<b>2:25.000</b>	4	<b>17.507</b>	0.050
25	17	U	20 Jordan KILLWORTH	Kawasaki ZX10R - BK Racing / Rabbit	0		<b>2:25.849</b>	3	<b>18.356</b>	0.849
26	212	ER	2 Martin BRADER	Aprilia RSVR - Infinity PM	<b>2:28.009</b>	4		0	<b>20.516</b>	2.160
27	40	U	21 Malcolm BATE	Suzuki GSXR1000 - Hartjay	3		<b>2:29.180</b>	3	<b>21.687</b>	1.171
28	888	U	22 Paul FAGG	Yamaha R1 4C8 - -OnlyFans-	0		<b>2:34.830</b>	3	<b>27.337</b>	5.650
29	129	E	5 Derek CRIPPS	Yamaha R1 - Team FBR	<b>2:37.350</b>	1		0	<b>29.857</b>	2.520
30	211	ER	3 Ben HYLAND	Suzuki GSXR 750 - meltedsliders	<b>2:51.788</b>	4		0	<b>44.295</b>	14.438

Weather / Track : Cloudy / Dry

Snetterton 300: 2.9689 miles

These results are provisional until the conclusion of any judicial and technical matters.

Clerk Of Course :	Stewards :	Timekeeper : Richard Evans
-------------------	------------	----------------------------

Results can be found at [www.tsl-timing.com](http://www.tsl-timing.com)

Printed - 11:08 Saturday, 06 May 2023

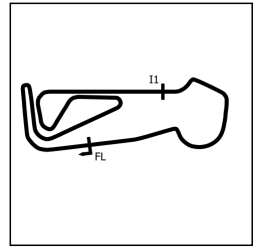




# BMCRC - MRO Championships 2023 - Rnd 3 @ Snetterton

## BMCRC Thunderbike Sport & BMCRC SuperTwins / Thunderbike Extreme

### QUALIFYING - SECTOR ANALYSIS



SECTOR 1 = FL to I1, SECTOR 2 = I1 to FL, DIFF = Difference To Personal Best Lap, P = Crossed Finish Line in Pit Lane, D = Time Disallowed

P1		0		Jeremy HILL		Yamaha R6 - Silver Arrows Racing / LT-Info.com	
IDEAL LAP TIME : 2:12.895		BEST LAP TIME : 2:12.895		DIFFERENCE : 0.000			
LAP	SECTOR 1	SECTOR 2	LAP TIME	MPH	DIFF	TIME OF DAY	
1 -	1:33.006	45.072	2:18.078 (2)	77.40	5.183	10:17:54.603	
2 -	<b>1:28.022</b>	<b>44.873</b>	<b>2:12.895 (1)</b>	<b>80.42</b>		<b>10:20:07.498</b>	

P2		52 E		Barry MANTELL		Honda 929 FIREBLADE - Swedish car connection	
IDEAL LAP TIME : 2:14.814		BEST LAP TIME : 2:14.814		DIFFERENCE : 0.000			
LAP	SECTOR 1	SECTOR 2	LAP TIME	MPH	DIFF	TIME OF DAY	
1 -	1:40.427	49.105	2:29.532	71.47	14.718	10:18:14.416	
2 -	1:34.102	47.169	2:21.271	75.65	6.457	10:20:35.687	
3 -	1:29.826	46.358	2:16.184 (3)	78.48	1.370	10:22:51.871	
4 -	1:30.303	45.496	2:15.799 (2)	78.70	0.985	10:25:07.670	
5 -	<b>1:29.613</b>	<b>45.201</b>	<b>2:14.814 (1)</b>	<b>79.28</b>		<b>10:27:22.484</b>	

P3		52		Elliot FRICKER		Honda CBR600 - Credit card	
IDEAL LAP TIME : 2:15.457		BEST LAP TIME : 2:15.457		DIFFERENCE : 0.000			
LAP	SECTOR 1	SECTOR 2	LAP TIME	MPH	DIFF	TIME OF DAY	
1 -	1:43.855	50.070	2:33.925	69.43	18.468	10:18:12.874	
2 -	1:33.292	47.721	2:21.013 (3)	75.79	5.556	10:20:33.887	
3 -	1:30.742	47.236	2:17.978 (2)	77.46	2.521	10:22:51.865	
4 -	1:32.760	49.207	2:21.967	75.28	6.510	10:25:13.832	
5 -	<b>1:29.957</b>	<b>45.500</b>	<b>2:15.457 (1)</b>	<b>78.90</b>		<b>10:27:29.289</b>	

P4		117 E		Raymond STAGG		Suzuki GSXR 750 -	
IDEAL LAP TIME : 2:17.047		BEST LAP TIME : 2:17.847		DIFFERENCE : 0.800			
LAP	SECTOR 1	SECTOR 2	LAP TIME	MPH	DIFF	TIME OF DAY	
1 -	1:43.894	49.282	2:33.176 (3)	69.77	15.329	10:18:14.006	
2 -	1:32.019	<b>45.828</b>	<b>2:17.847 (1)</b>	<b>77.53</b>		<b>10:20:31.853</b>	
3 -	<b>1:31.219</b>	47.801	2:19.020 (2)	76.88	1.173	10:22:50.873	

P5		97		Alex MANN		Honda CBR600RR - Michael Jones Jeweller, Esprit Group, Carb	
IDEAL LAP TIME : 2:18.570		BEST LAP TIME : 2:18.605		DIFFERENCE : 0.035			
LAP	SECTOR 1	SECTOR 2	LAP TIME	MPH	DIFF	TIME OF DAY	
1 -	1:43.185	50.108	2:33.293	69.72	14.688	10:18:13.609	
2 -	1:34.536	47.849	2:22.385 (3)	75.06	3.780	10:20:35.994	
3 -	1:32.218	<b>47.452</b>	2:19.670 (2)	76.52	1.065	10:22:55.664	
4 -	<b>1:31.118</b>	47.487	<b>2:18.605 (1)</b>	<b>77.11</b>		<b>10:25:14.269</b>	

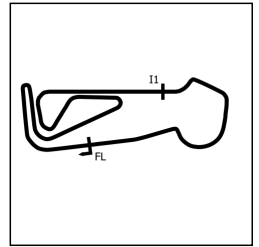
P6		25		Harrison DAY		Yamaha R6 -	
IDEAL LAP TIME : 2:18.086		BEST LAP TIME : 2:19.066		DIFFERENCE : 0.980			
LAP	SECTOR 1	SECTOR 2	LAP TIME	MPH	DIFF	TIME OF DAY	
1 -	1:47.531	50.279	2:37.810 (3)	67.72	18.744	10:18:25.335	
2 -	1:32.677	<b>46.389</b>	<b>2:19.066 (1)</b>	<b>76.85</b>		<b>10:20:44.401</b>	
3 -	<b>1:31.697</b>	47.537	2:19.234 (2)	76.76	0.168	10:23:03.635	

P7		99		Lee BELLOTTI		Kawasaki ZX6R - MH Equipment Ltd	
IDEAL LAP TIME : 2:19.308		BEST LAP TIME : 2:19.705		DIFFERENCE : 0.397			
LAP	SECTOR 1	SECTOR 2	LAP TIME	MPH	DIFF	TIME OF DAY	
1 -	1:46.169	49.723	2:35.892	68.56	16.187	10:18:21.994	
2 -	1:32.970	47.709	2:20.679 (3)	75.97	0.974	10:20:42.673	
3 -	1:32.499	<b>47.395</b>	2:19.894 (2)	76.40	0.189	10:23:02.567	
4 -	<b>1:31.913</b>	47.792	<b>2:19.705 (1)</b>	<b>76.50</b>		<b>10:25:22.272</b>	

# BMCRC - MRO Championships 2023 - Rnd 3 @ Snetterton

## BMCRC Thunderbike Sport & BMCRC SuperTwins / Thunderbike Extreme

### QUALIFYING - SECTOR ANALYSIS



SECTOR 1 = FL to I1, SECTOR 2 = I1 to FL, DIFF = Difference To Personal Best Lap, P = Crossed Finish Line in Pit Lane, D = Time Disallowed

P8 41 E		David ABRAHAM		Yamaha R1 - Cambridge Motorcycles		
IDEAL LAP TIME : 2:19.250		BEST LAP TIME : 2:19.728		DIFFERENCE : 0.478		
LAP	SECTOR 1	SECTOR 2	LAP TIME	MPH	DIFF	TIME OF DAY
1 -	1:41.442	49.884	2:31.326	70.62	11.598	10:18:29.716
2 -	1:34.276	47.269	2:21.545 (3)	75.51	1.817	10:20:51.261
3 -	1:32.851	<b>46.877</b>	<b>2:19.728 (1)</b>	<b>76.49</b>		<b>10:23:10.989</b>
4 -	<b>1:32.373</b>	47.960	2:20.333 (2)	76.16	0.605	10:25:31.322

P9 58 SUP		Michael ALLEN		Kawasaki ER6 -		
IDEAL LAP TIME : 2:18.747		BEST LAP TIME : 2:19.992		DIFFERENCE : 1.245		
LAP	SECTOR 1	SECTOR 2	LAP TIME	MPH	DIFF	TIME OF DAY
1 -	1:49.870	53.027	2:42.897	65.61	22.905	10:18:52.863
2 -	1:36.647	47.721	2:24.368 (3)	74.03	4.376	10:21:17.231
3 -	1:33.888	<b>46.104</b>	<b>2:19.992 (1)</b>	<b>76.34</b>		<b>10:23:37.223</b>
4 -	<b>1:32.643</b>	48.538	2:21.181 (2)	75.70	1.189	10:25:58.404

P10 43		Colin WALKEY		Kawasaki ZX6R G2 - ELP Racing /Team Silver Arrows		
IDEAL LAP TIME : 2:20.278		BEST LAP TIME : 2:20.278		DIFFERENCE : 0.000		
LAP	SECTOR 1	SECTOR 2	LAP TIME	MPH	DIFF	TIME OF DAY
1 -	1:39.915	48.088	2:28.003 (2)	72.21	7.725	10:18:08.377
2 -	<b>1:33.615</b>	<b>46.663</b>	<b>2:20.278 (1)</b>	<b>76.19</b>		<b>10:20:28.655</b>

P11 77		David MAY		Suzuki GSXR600 - Orchard cooling/ Team Silver Arrows		
IDEAL LAP TIME : 2:19.753		BEST LAP TIME : 2:20.497		DIFFERENCE : 0.744		
LAP	SECTOR 1	SECTOR 2	LAP TIME	MPH	DIFF	TIME OF DAY
1 -	1:41.074	48.034	2:29.108	71.68	8.611	10:18:08.872
2 -	1:34.000	<b>46.497</b>	<b>2:20.497 (1)</b>	<b>76.07</b>		<b>10:20:29.369</b>
3 -	1:33.520	48.943	2:22.463	75.02	1.966	10:22:51.832
4 -	<b>1:33.256</b>	49.199	2:22.455 (3)	75.02	1.958	10:25:14.287
5 -	1:33.336	47.616	2:20.952 (2)	75.82	0.455	10:27:35.239

P12 69		Tony RUSSO		Yamaha R6 - Wymark Lubricants		
IDEAL LAP TIME : 2:20.550		BEST LAP TIME : 2:21.113		DIFFERENCE : 0.563		
LAP	SECTOR 1	SECTOR 2	LAP TIME	MPH	DIFF	TIME OF DAY
1 -	1:43.485	50.120	2:33.605 (3)	69.58	12.492	10:18:14.252
2 -	1:35.405	<b>46.943</b>	2:22.348 (2)	75.08	1.235	10:20:36.600
3 -	<b>1:33.607</b>	47.506	<b>2:21.113 (1)</b>	<b>75.74</b>		<b>10:22:57.713</b>

P13 151		Andy DENYER		Yamaha OW01 -		
IDEAL LAP TIME : 2:21.955		BEST LAP TIME : 2:22.401		DIFFERENCE : 0.446		
LAP	SECTOR 1	SECTOR 2	LAP TIME	MPH	DIFF	TIME OF DAY
1 -	1:51.589	55.141	2:46.730	64.10	24.329	10:18:56.137
2 -	1:42.059	50.593	2:32.652 (3)	70.01	10.251	10:21:28.789
3 -	1:37.080	<b>47.489</b>	2:24.569 (2)	73.93	2.168	10:23:53.358
4 -	<b>1:34.466</b>	47.935	<b>2:22.401 (1)</b>	<b>75.05</b>		<b>10:26:15.759</b>

P14 57		Paul NEWMAN		Yamaha R6 - Scarlett racing		
IDEAL LAP TIME : 2:23.336		BEST LAP TIME : 2:23.336		DIFFERENCE : 0.000		
LAP	SECTOR 1	SECTOR 2	LAP TIME	MPH	DIFF	TIME OF DAY
1 -	1:44.379	50.095	2:34.474	69.19	11.138	10:18:35.385
2 -	1:35.753	49.150	2:24.903 (2)	73.76	1.567	10:21:00.288
3 -	1:37.111	50.069	2:27.180 (3)	72.61	3.844	10:23:27.468
4 -	<b>1:35.459</b>	<b>47.877</b>	<b>2:23.336 (1)</b>	<b>74.56</b>		<b>10:25:50.804</b>

# BMCRC - MRO Championships 2023 - Rnd 3 @ Snetterton

## BMCRC Thunderbike Sport & BMCRC SuperTwins / Thunderbike Extreme

### QUALIFYING - SECTOR ANALYSIS



SECTOR 1 = FL to I1, SECTOR 2 = I1 to FL, DIFF = Difference To Personal Best Lap, P = Crossed Finish Line in Pit Lane, D = Time Disallowed

<b>P15</b>	<b>744 E R</b>	<b>Gary ANDERSON</b>	Honda 954RR - A&M MOT Services. Guildford			
IDEAL LAP TIME :		BEST LAP TIME : 2:23.546	DIFFERENCE :			
LAP	SECTOR 1	SECTOR 2	LAP TIME	MPH	DIFF	TIME OF DAY
1 -			2:34.544	69.15	10.998	10:19:00.533
2 -			2:27.062 (3)	72.67	3.516	10:21:27.595
3 -			2:23.956 (2)	74.24	0.410	10:23:51.551
4 -			<b>2:23.546 (1)</b>	<b>74.45</b>		<b>10:26:15.097</b>

<b>P16</b>	<b>139</b>	<b>Rob MARLEY</b>	Honda CBR600F3 - PearTree Racing			
IDEAL LAP TIME : 2:24.009		BEST LAP TIME : 2:24.416	DIFFERENCE : 0.407			
LAP	SECTOR 1	SECTOR 2	LAP TIME	MPH	DIFF	TIME OF DAY
1 -	1:44.369	51.178	2:35.547	68.71	11.131	10:18:17.610
2 -	1:37.448	50.307	2:27.755 (3)	72.33	3.339	10:20:45.365
3 -	1:35.578	<b>48.838</b>	<b>2:24.416 (1)</b>	<b>74.00</b>		<b>10:23:09.781</b>
4 -	<b>1:35.171</b>	50.194	2:25.365 (2)	73.52	0.949	10:25:35.146

<b>P17</b>	<b>6 E</b>	<b>Andrew FIRTH</b>	Yamaha YZF-R1 - LTRmotorcycles.co.uk / Palmer Race Skool /			
IDEAL LAP TIME : 2:24.311		BEST LAP TIME : 2:24.950	DIFFERENCE : 0.639			
LAP	SECTOR 1	SECTOR 2	LAP TIME	MPH	DIFF	TIME OF DAY
1 -	1:45.663	50.825	2:36.488	68.29	11.538	10:18:38.740
2 -	1:37.755	50.790	2:28.545 (3)	71.95	3.595	10:21:07.285
3 -	<b>1:35.322</b>	50.286	2:25.608 (2)	73.40	0.658	10:23:32.893
4 -	1:35.961	<b>48.989</b>	<b>2:24.950 (1)</b>	<b>73.73</b>		<b>10:25:57.843</b>

<b>P18</b>	<b>994 R</b>	<b>Adrian HOWARD</b>	Suzuki GSXR 600 -			
IDEAL LAP TIME : 2:24.397		BEST LAP TIME : 2:25.876	DIFFERENCE : 1.479			
LAP	SECTOR 1	SECTOR 2	LAP TIME	MPH	DIFF	TIME OF DAY
1 -	1:42.511	51.013	2:33.524 (2)	69.61	7.648	10:18:14.828
2 -	1:36.202	<b>49.674</b>	<b>2:25.876 (1)</b>	<b>73.26</b>		<b>10:20:40.704</b>

<b>P19</b>	<b>81</b>	<b>Malvern MAY</b>	Honda CBR600RR - IMP racing			
IDEAL LAP TIME : 2:26.692		BEST LAP TIME : 2:26.692	DIFFERENCE : 0.000			
LAP	SECTOR 1	SECTOR 2	LAP TIME	MPH	DIFF	TIME OF DAY
1 -	1:47.615	52.705	2:40.320 (3)	66.66	13.628	10:18:30.441
2 -	1:39.517	50.411	2:29.928 (2)	71.28	3.236	10:21:00.369
3 -	<b>1:37.488</b>	<b>49.204</b>	<b>2:26.692 (1)</b>	<b>72.86</b>		<b>10:23:27.061</b>

<b>P20</b>	<b>44 SUP</b>	<b>Tony PARKER</b>	Kawasaki ER650RR - insta/youtube 44notpol			
IDEAL LAP TIME : 2:27.053		BEST LAP TIME : 2:27.053	DIFFERENCE : 0.000			
LAP	SECTOR 1	SECTOR 2	LAP TIME	MPH	DIFF	TIME OF DAY
1 -	OUTLAP	52.025	2:41.676	66.10	14.623	10:19:24.131
2 -	1:39.079	51.942	2:31.021 (3)	70.77	3.968	10:21:55.152
3 -	1:37.474	51.876	2:29.350 (2)	71.56	2.297	10:24:24.502
4 -	<b>1:37.417</b>	<b>49.636</b>	<b>2:27.053 (1)</b>	<b>72.68</b>		<b>10:26:51.555</b>

<b>P21</b>	<b>49</b>	<b>Oli CHAYTOR</b>	Yamaha R6 - PearTree Racing			
IDEAL LAP TIME : 2:27.143		BEST LAP TIME : 2:27.359	DIFFERENCE : 0.216			
LAP	SECTOR 1	SECTOR 2	LAP TIME	MPH	DIFF	TIME OF DAY
1 -	1:51.719	53.923	2:45.642	64.52	18.283	10:18:30.171
2 -	1:39.002	50.307	2:29.309 (3)	71.58	1.950	10:20:59.480
3 -	<b>1:37.592</b>	49.767	<b>2:27.359 (1)</b>	<b>72.53</b>		<b>10:23:26.839</b>
4 -	1:38.226	<b>49.551</b>	2:27.777 (2)	72.32	0.418	10:25:54.616

# BMCRC - MRO Championships 2023 - Rnd 3 @ Snetterton

## BMCRC Thunderbike Sport & BMCRC SuperTwins / Thunderbike Extreme

### QUALIFYING - SECTOR ANALYSIS



SECTOR 1 = FL to I1, SECTOR 2 = I1 to FL, DIFF = Difference To Personal Best Lap, P = Crossed Finish Line in Pit Lane, D = Time Disallowed

P22 17 SUP		David BROOK		Yamaha RS660 - Brook Motorsport			
IDEAL LAP TIME : 2:27.373		BEST LAP TIME : 2:27.373		DIFFERENCE : 0.000			
LAP	SECTOR 1	SECTOR 2	LAP TIME	MPH	DIFF	TIME OF DAY	
1 -	1:47.337	52.458	2:39.795	66.88	12.422	10:18:44.793	
2 -	1:38.912	51.211	2:30.123 (3)	71.19	2.750	10:21:14.916	
3 -	1:38.987	50.253	2:29.240 (2)	71.61	1.867	10:23:44.156	
4 -	<b>1:37.186</b>	<b>50.187</b>	<b>2:27.373 (1)</b>	<b>72.52</b>		<b>10:26:11.529</b>	

P23 78		Tim FRAMPTON		Suzuki SV650 - K66			
IDEAL LAP TIME : 2:27.630		BEST LAP TIME : 2:27.802		DIFFERENCE : 0.172			
LAP	SECTOR 1	SECTOR 2	LAP TIME	MPH	DIFF	TIME OF DAY	
1 -	1:50.765	55.369	2:46.134	64.33	18.332	10:18:53.330	
2 -	1:39.265	<b>49.525</b>	2:28.790 (2)	71.83	0.988	10:21:22.120	
3 -	<b>1:38.105</b>	49.697	<b>2:27.802 (1)</b>	<b>72.31</b>		<b>10:23:49.922</b>	
4 -	1:38.464	50.386	2:28.850 (3)	71.80	1.048	10:26:18.772	

P24 212 E R		Martin BRADER		Aprilia RSVR - Infinity PM			
IDEAL LAP TIME : 2:28.009		BEST LAP TIME : 2:28.009		DIFFERENCE : 0.000			
LAP	SECTOR 1	SECTOR 2	LAP TIME	MPH	DIFF	TIME OF DAY	
1 -	1:53.623	54.334	2:47.957	63.63	19.948	10:19:28.426	
2 -	1:41.645	51.081	2:32.726 (3)	69.98	4.717	10:22:01.152	
3 -	1:38.436	50.287	2:28.723 (2)	71.86	0.714	10:24:29.875	
4 -	<b>1:38.336</b>	<b>49.673</b>	<b>2:28.009 (1)</b>	<b>72.21</b>		<b>10:26:57.884</b>	

P25 67 SUP		Simon HARVEY		Suzuki SV650 - Kids Inheritance (Sorry)			
IDEAL LAP TIME : 2:29.024		BEST LAP TIME : 2:29.024		DIFFERENCE : 0.000			
LAP	SECTOR 1	SECTOR 2	LAP TIME	MPH	DIFF	TIME OF DAY	
1 -	1:52.325	51.197	2:43.522	65.36	14.498	10:18:35.216	
2 -	1:41.795	51.634	2:33.429 (3)	69.66	4.405	10:21:08.645	
3 -	<b>1:38.656</b>	<b>50.368</b>	<b>2:29.024 (1)</b>	<b>71.72</b>		<b>10:23:37.669</b>	
4 -	1:39.859	50.956	2:30.815 (2)	70.86	1.791	10:26:08.484	

P26 47		Tristan BOHANAN		Suzuki SV 650 -			
IDEAL LAP TIME : 2:30.023		BEST LAP TIME : 2:30.127		DIFFERENCE : 0.104			
LAP	SECTOR 1	SECTOR 2	LAP TIME	MPH	DIFF	TIME OF DAY	
1 -	1:48.480	52.233	2:40.713 (2)	66.50	10.586	10:18:45.956	
2 -	1:39.302	<b>50.825</b>	<b>2:30.127 (1)</b>	<b>71.19</b>		<b>10:21:16.083</b>	

P27 167 R		Terry SMITH		Suzuki SV650 - IMP Racing			
IDEAL LAP TIME : 2:30.739		BEST LAP TIME : 2:30.739		DIFFERENCE : 0.000			
LAP	SECTOR 1	SECTOR 2	LAP TIME	MPH	DIFF	TIME OF DAY	
1 -	1:51.088	51.452	2:42.540 (2)	65.75	11.801	10:18:47.211	
2 -	<b>1:39.406</b>	<b>51.333</b>	<b>2:30.739 (1)</b>	<b>70.90</b>		<b>10:21:17.950</b>	

P28 26		Piers DARBY		Suzuki SV650 - Darby Racing			
IDEAL LAP TIME : 2:34.707		BEST LAP TIME : 2:34.902		DIFFERENCE : 0.195			
LAP	SECTOR 1	SECTOR 2	LAP TIME	MPH	DIFF	TIME OF DAY	
1 -	1:53.104	55.246	2:48.350	63.48	13.448	10:18:55.879	
2 -	1:44.275	53.670	2:37.945 (3)	67.66	3.043	10:21:33.824	
3 -	<b>1:42.521</b>	52.485	2:35.006 (2)	68.95	0.104	10:24:08.830	
4 -	1:42.716	<b>52.186</b>	<b>2:34.902 (1)</b>	<b>68.99</b>		<b>10:26:43.732</b>	

# BMCRC - MRO Championships 2023 - Rnd 3 @ Snetterton

## BMCRC Thunderbike Sport & BMCRC SuperTwins / Thunderbike Extreme

### QUALIFYING - SECTOR ANALYSIS



SECTOR 1 = FL to I1, SECTOR 2 = I1 to FL, DIFF = Difference To Personal Best Lap, P = Crossed Finish Line in Pit Lane, D = Time Disallowed

P29 138 SUP		Craig JARMIN		Suzuki SV650 - SK PreP			
IDEAL LAP TIME : 2:35.153		BEST LAP TIME : 2:35.153		DIFFERENCE : 0.000			
LAP	SECTOR 1	SECTOR 2	LAP TIME	MPH	DIFF	TIME OF DAY	
1 -	1:55.865	57.299	2:53.164	61.72	18.011	10:19:01.452	
2 -	1:48.101	53.994	2:42.095 (3)	65.93	6.942	10:21:43.547	
3 -	1:45.736	54.463	2:40.199 (2)	66.71	5.046	10:24:23.746	
4 -	<b>1:43.108</b>	<b>52.045</b>	<b>2:35.153 (1)</b>	<b>68.88</b>		<b>10:26:58.899</b>	

P30 66		Mark SMITH		Yamaha R6 - IMP RACING			
IDEAL LAP TIME : 2:35.301		BEST LAP TIME : 2:35.301		DIFFERENCE : 0.000			
LAP	SECTOR 1	SECTOR 2	LAP TIME	MPH	DIFF	TIME OF DAY	
1 -	1:55.099	58.976	2:54.075	61.39	18.774	10:19:00.709	
2 -	1:46.380	55.461	2:41.841 (2)	66.04	6.540	10:21:42.550	
3 -	1:45.309	57.242	2:42.551 (3)	65.75	7.250	10:24:25.101	
4 -	<b>1:43.734</b>	<b>51.567</b>	<b>2:35.301 (1)</b>	<b>68.82</b>		<b>10:27:00.402</b>	

P31 35 R		Logan STONE		Yamaha R6 -			
IDEAL LAP TIME : 2:35.352		BEST LAP TIME : 2:35.352		DIFFERENCE : 0.000			
LAP	SECTOR 1	SECTOR 2	LAP TIME	MPH	DIFF	TIME OF DAY	
1 -	1:54.956	57.283	2:52.239	62.05	16.887	10:18:54.064	
2 -	1:44.434	55.959	2:40.393 (3)	66.63	5.041	10:21:34.457	
3 -	1:44.527	55.137	2:39.664 (2)	66.94	4.312	10:24:14.121	
4 -	<b>1:41.505</b>	<b>53.847</b>	<b>2:35.352 (1)</b>	<b>68.79</b>		<b>10:26:49.473</b>	

P32 127		John DAY		Honda VFR 750 F -			
IDEAL LAP TIME : 2:35.679		BEST LAP TIME : 2:35.679		DIFFERENCE : 0.000			
LAP	SECTOR 1	SECTOR 2	LAP TIME	MPH	DIFF	TIME OF DAY	
1 -	OUTLAP	55.217	2:54.802	61.14	19.123	10:20:00.919	
2 -	1:44.786	52.384	2:37.170 (2)	68.00	1.491	10:22:38.089	
3 -	<b>1:43.434</b>	<b>52.245</b>	<b>2:35.679 (1)</b>	<b>68.65</b>		<b>10:25:13.768</b>	

P33 129 E		Derek CRIPPS		Yamaha R1 - Team FBR			
IDEAL LAP TIME : 2:27.462		BEST LAP TIME : 2:37.350		DIFFERENCE : 9.888			
LAP	SECTOR 1	SECTOR 2	LAP TIME	MPH	DIFF	TIME OF DAY	
1 -	1:47.186	<b>50.164</b>	<b>2:37.350 (1)</b>	<b>67.92</b>		<b>10:18:39.030</b>	

P34 137 R		Colin McPHERSON		Yamaha R6 -			
IDEAL LAP TIME : 2:39.457		BEST LAP TIME : 2:39.457		DIFFERENCE : 0.000			
LAP	SECTOR 1	SECTOR 2	LAP TIME	MPH	DIFF	TIME OF DAY	
1 -	1:54.838	56.973	2:51.811	62.20	12.354	10:18:55.635	
2 -	1:46.860	56.109	2:42.969 (3)	65.58	3.512	10:21:38.604	
3 -	1:45.663	55.319	2:40.982 (2)	66.39	1.525	10:24:19.586	
4 -	<b>1:44.604</b>	<b>54.853</b>	<b>2:39.457 (1)</b>	<b>67.02</b>		<b>10:26:59.043</b>	

P35 27 SUP		Giovanni BELIOSSI		BMW F900R -			
IDEAL LAP TIME : 2:39.415		BEST LAP TIME : 2:39.603		DIFFERENCE : 0.188			
LAP	SECTOR 1	SECTOR 2	LAP TIME	MPH	DIFF	TIME OF DAY	
1 -	1:55.444	59.093	2:54.537	61.23	14.934	10:18:59.424	
2 -	1:47.141	<b>55.032</b>	2:42.173 (2)	65.90	2.570	10:21:41.597	
3 -	1:46.001	56.999	2:43.000 (3)	65.57	3.397	10:24:24.597	
4 -	<b>1:44.383</b>	55.220	<b>2:39.603 (1)</b>	<b>66.96</b>		<b>10:27:04.200</b>	

# BMCRC - MRO Championships 2023 - Rnd 3 @ Snetterton

## BMCRC Thunderbike Sport & BMCRC SuperTwins / Thunderbike Extreme

### QUALIFYING - SECTOR ANALYSIS



SECTOR 1 = FL to I1, SECTOR 2 = I1 to FL, DIFF = Difference To Personal Best Lap, P = Crossed Finish Line in Pit Lane, D = Time Disallowed

<b>P36</b>	<b>48</b>	<b>Shaun WALLIS</b>	Yamaha R6 - MBC Despatch Racing			
IDEAL LAP TIME : 2:40.295		BEST LAP TIME : 2:40.295	DIFFERENCE : 0.000			
LAP	SECTOR 1	SECTOR 2	LAP TIME	MPH	DIFF	TIME OF DAY
1 -	1:55.895	59.007	2:54.902 (2)	61.10	14.607	10:19:00.106
2 -	<b>1:45.455</b>	<b>54.840</b>	<b>2:40.295 (1)</b>	<b>66.67</b>		<b>10:21:40.401</b>
<b>P37</b>	<b>11</b>	<b>Malcolm BATE</b>	Yamaha R6 - Hartjay			
IDEAL LAP TIME : 2:36.732		BEST LAP TIME : 2:40.784	DIFFERENCE : 4.052			
LAP	SECTOR 1	SECTOR 2	LAP TIME	MPH	DIFF	TIME OF DAY
1 -	1:52.153	59.575	2:51.728 (3)	62.23	10.944	10:19:01.668
2 -	1:47.747	<b>53.037</b>	<b>2:40.784 (1)</b>	<b>66.47</b>		<b>10:21:42.452</b>
3 -	1:44.308	58.411	2:42.719 (2)	65.68	1.935	10:24:25.171
<b>P38</b>	<b>56</b>	<b>Phil MARSH</b>	Kawasaki ZX6R - IMP Racing / CapsuleAI			
IDEAL LAP TIME :		BEST LAP TIME : 2:45.871	DIFFERENCE :			
LAP	SECTOR 1	SECTOR 2	LAP TIME	MPH	DIFF	TIME OF DAY
1 -			<b>2:45.871 (1)</b>	<b>64.43</b>		<b>10:22:52.575</b>
<b>P39</b>	<b>211 E R</b>	<b>Ben HYLAND</b>	Suzuki GSXR 750 - meltedsliders			
IDEAL LAP TIME : 2:51.788		BEST LAP TIME : 2:51.788	DIFFERENCE : 0.000			
LAP	SECTOR 1	SECTOR 2	LAP TIME	MPH	DIFF	TIME OF DAY
1 -	2:11.736	1:01.833	3:13.569	55.21	21.781	10:18:59.937
2 -	2:00.817	1:00.215	3:01.032 (2)	59.03	9.244	10:22:00.969
3 -	2:01.991	1:00.532	3:02.523 (3)	58.55	10.735	10:25:03.492
4 -	<b>1:54.259</b>	<b>57.529</b>	<b>2:51.788 (1)</b>	<b>62.21</b>		<b>10:27:55.280</b>

# BMCRC - MRO Championships 2023 - Rnd 3 @ Snetterton

## Reactive Parts MRO Powerbikes inc Clubman 1000 / Thunderbike Ultra

### QUALIFYING - SECTOR ANALYSIS



SECTOR 1 = FL to I1, SECTOR 2 = I1 to FL, DIFF = Difference To Personal Best Lap, P = Crossed Finish Line in Pit Lane, D = Time Disallowed

<b>P1 26</b>		<b>Josh WAINWRIGHT</b>		Honda CBR1000RR - JW MOT Centre			
IDEAL LAP TIME : 1:58.036		BEST LAP TIME : 1:58.036		DIFFERENCE : 0.000			
LAP	SECTOR 1	SECTOR 2	LAP TIME	MPH	DIFF	TIME OF DAY	
1 -	1:26.093	41.947	2:08.040 (3)	83.47	10.004	10:45:17.310	
2 -	1:20.340	40.122	2:00.462 (2)	88.72	2.426	10:47:17.772	
3 -	1:21.087	IN PIT	2:51.811 P	62.20	53.775	10:50:09.583	
4 -	OUTLAP	40.826	2:06.820	84.27	8.784	10:52:16.403	
5 -	<b>1:18.262</b>	<b>39.774</b>	<b>1:58.036 (1)</b>	<b>90.54</b>		<b>10:54:14.439</b>	

<b>P2 48</b>		<b>Nicky WILSON</b>		Suzuki GSXR 1000 - Demon GP/Haslemere Motorcycles			
IDEAL LAP TIME : 2:01.354		BEST LAP TIME : 2:01.354		DIFFERENCE : 0.000			
LAP	SECTOR 1	SECTOR 2	LAP TIME	MPH	DIFF	TIME OF DAY	
1 -	1:32.156	44.650	2:16.806	78.12	15.452	10:45:26.981	
2 -	1:21.894	41.680	2:03.574	86.49	2.220	10:47:30.555	
3 -	<b>1:20.908</b>	<b>40.446</b>	<b>2:01.354 (1)</b>	<b>88.07</b>		<b>10:49:31.909</b>	
4 -	1:20.910	40.487	2:01.397 (2)	88.04	0.043	10:51:33.306	
5 -	1:21.419	41.073	2:02.492 (3)	87.25	1.138	10:53:35.798	

<b>P3 2</b>		<b>Peter BAKER</b>		Kawasaki ZX10 -			
IDEAL LAP TIME : 2:02.828		BEST LAP TIME : 2:02.828		DIFFERENCE : 0.000			
LAP	SECTOR 1	SECTOR 2	LAP TIME	MPH	DIFF	TIME OF DAY	
1 -	1:37.952	45.696	2:23.648	74.40	20.820	10:45:43.017	
2 -	1:26.084	42.840	2:08.924	82.90	6.096	10:47:51.941	
3 -	1:24.203	43.249	2:07.452 (3)	83.85	4.624	10:49:59.393	
4 -	<b>1:21.505</b>	<b>41.323</b>	<b>2:02.828 (1)</b>	<b>87.01</b>		<b>10:52:02.221</b>	
5 -	1:22.507	41.508	2:04.015 (2)	86.18	1.187	10:54:06.236	

<b>P4 21</b>		<b>Jack CROUCHER</b>		Kawasaki ZX10R - Trendy lofts / croucher carpentry / palmer per			
IDEAL LAP TIME : 2:03.179		BEST LAP TIME : 2:03.179		DIFFERENCE : 0.000			
LAP	SECTOR 1	SECTOR 2	LAP TIME	MPH	DIFF	TIME OF DAY	
1 -	1:26.607	41.773	2:08.380 (2)	83.25	5.201	10:45:16.661	
2 -	<b>1:22.183</b>	<b>40.996</b>	<b>2:03.179 (1)</b>	<b>86.76</b>		<b>10:47:19.840</b>	

<b>P5 53</b>		<b>Seamus McGLYNN</b>		Yamaha R1 - S and d build and design Ltd			
IDEAL LAP TIME : 2:03.274		BEST LAP TIME : 2:03.274		DIFFERENCE : 0.000			
LAP	SECTOR 1	SECTOR 2	LAP TIME	MPH	DIFF	TIME OF DAY	
1 -	1:31.733	44.295	2:16.028	78.57	12.754	10:45:26.414	
2 -	1:22.371	41.458	2:03.829 (2)	86.31	0.555	10:47:30.243	
3 -	<b>1:22.051</b>	<b>41.223</b>	<b>2:03.274 (1)</b>	<b>86.70</b>		<b>10:49:33.517</b>	
4 -	1:22.476	42.559	2:05.035 (3)	85.48	1.761	10:51:38.552	
5 -	1:22.913	43.323	2:06.236	84.66	2.962	10:53:44.788	

<b>P6 224 C</b>		<b>Lee HEALEY</b>		Suzuki GSXR 1000R - Wilvin UK Ltd / UniQ3 Projects Ltd			
IDEAL LAP TIME : 2:06.074		BEST LAP TIME : 2:06.074		DIFFERENCE : 0.000			
LAP	SECTOR 1	SECTOR 2	LAP TIME	MPH	DIFF	TIME OF DAY	
1 -	1:42.720	46.934	2:29.654	71.41	23.580	10:45:42.364	
2 -	1:26.162	44.548	2:10.710	81.76	4.636	10:47:53.074	
3 -	1:26.091	43.068	2:09.159 (3)	82.75	3.085	10:50:02.233	
4 -	<b>1:23.815</b>	<b>42.259</b>	<b>2:06.074 (1)</b>	<b>84.77</b>		<b>10:52:08.307</b>	
5 -	1:24.076	42.335	2:06.411 (2)	84.55	0.337	10:54:14.718	

# BMCRC - MRO Championships 2023 - Rnd 3 @ Snetterton

## Reactive Parts MRO Powerbikes inc Clubman 1000 / Thunderbike Ultra

### QUALIFYING - SECTOR ANALYSIS



SECTOR 1 = FL to I1, SECTOR 2 = I1 to FL, DIFF = Difference To Personal Best Lap, P = Crossed Finish Line in Pit Lane, D = Time Disallowed

P7 60		Jack YOUNGE		Kawasaki ZX10R - Chase Timber products			
IDEAL LAP TIME : 2:06.759		BEST LAP TIME : 2:06.759		DIFFERENCE : 0.000			
LAP	SECTOR 1	SECTOR 2	LAP TIME	MPH	DIFF	TIME OF DAY	
1 -	1:41.356	46.825	2:28.181	72.12	21.422	10:45:40.176	
2 -	1:27.867	43.173	2:11.040 (3)	81.56	4.281	10:47:51.216	
3 -	1:24.879	43.557	2:08.436 (2)	83.21	1.677	10:49:59.652	
4 -	<b>1:24.579</b>	<b>42.180</b>	<b>2:06.759 (1)</b>	<b>84.31</b>		<b>10:52:06.411</b>	
5 -	1:28.822	46.101	2:14.923	79.21	8.164	10:54:21.334	

P8 78 U		Jamie THOMAS		Suzuki GSXR 1000 - Team RubyRacing DART Motorsport			
IDEAL LAP TIME : 2:07.493		BEST LAP TIME : 2:07.493		DIFFERENCE : 0.000			
LAP	SECTOR 1	SECTOR 2	LAP TIME	MPH	DIFF	TIME OF DAY	
1 -	1:38.789	46.397	2:25.186	73.61	17.693	10:45:39.938	
2 -	1:27.364	43.938	2:11.302	81.40	3.809	10:47:51.240	
3 -	1:27.411	43.676	2:11.087 (3)	81.53	3.594	10:50:02.327	
4 -	1:25.419	42.985	2:08.404 (2)	83.23	0.911	10:52:10.731	
5 -	<b>1:24.680</b>	<b>42.813</b>	<b>2:07.493 (1)</b>	<b>83.83</b>		<b>10:54:18.224</b>	

P9 37 C		Clayton GROVER		Yamaha R1 - Grover stunts			
IDEAL LAP TIME : 2:07.244		BEST LAP TIME : 2:08.062		DIFFERENCE : 0.818			
LAP	SECTOR 1	SECTOR 2	LAP TIME	MPH	DIFF	TIME OF DAY	
1 -	1:32.172	45.301	2:17.473	77.74	9.411	10:45:27.653	
2 -	1:26.148	43.552	2:09.700	82.40	1.638	10:47:37.353	
3 -	1:25.025	43.343	2:08.368 (2)	83.26	0.306	10:49:45.721	
4 -	1:25.193	<b>42.869</b>	<b>2:08.062 (1)</b>	<b>83.46</b>		<b>10:51:53.783</b>	
5 -	<b>1:24.375</b>	44.090	2:08.465 (3)	83.19	0.403	10:54:02.248	

P10 5 U		Stacey KILLWORTH		Suzuki GSXR 1000 - Greenplant/Evers			
IDEAL LAP TIME : 2:09.700		BEST LAP TIME : 2:09.700		DIFFERENCE : 0.000			
LAP	SECTOR 1	SECTOR 2	LAP TIME	MPH	DIFF	TIME OF DAY	
1 -	1:40.221	47.359	2:27.580	72.42	17.880	10:45:41.974	
2 -	1:28.862	45.089	2:13.951	79.79	4.251	10:47:55.925	
3 -	1:26.935	46.879	2:13.814 (3)	79.87	4.114	10:50:09.739	
4 -	1:27.249	45.940	2:13.189 (2)	80.24	3.489	10:52:22.928	
5 -	<b>1:25.661</b>	<b>44.039</b>	<b>2:09.700 (1)</b>	<b>82.40</b>		<b>10:54:32.628</b>	

P11 87 C		Karl THOMPSON		Yamaha R1 - #Teamrace			
IDEAL LAP TIME : 2:09.928		BEST LAP TIME : 2:09.948		DIFFERENCE : 0.020			
LAP	SECTOR 1	SECTOR 2	LAP TIME	MPH	DIFF	TIME OF DAY	
1 -	1:50.080	51.245	2:41.325	66.25	31.377	10:45:59.422	
2 -	1:34.031	46.950	2:20.981 (3)	75.81	11.033	10:48:20.403	
3 -	1:31.321	<b>43.534</b>	2:14.855 (2)	79.25	4.907	10:50:35.258	
4 -	<b>1:26.394</b>	43.554	<b>2:09.948 (1)</b>	<b>82.24</b>		<b>10:52:45.206</b>	

P12 58 U		Michael ALLEN		Kawasaki ZX10R -			
IDEAL LAP TIME : 2:09.962		BEST LAP TIME : 2:09.975		DIFFERENCE : 0.013			
LAP	SECTOR 1	SECTOR 2	LAP TIME	MPH	DIFF	TIME OF DAY	
1 -	1:39.588	46.712	2:26.300	73.05	16.325	10:45:40.861	
2 -	1:29.057	44.165	2:13.222	80.22	3.247	10:47:54.083	
3 -	1:27.864	44.697	2:12.561 (3)	80.62	2.586	10:50:06.644	
4 -	<b>1:26.709</b>	43.533	2:10.242 (2)	82.06	0.267	10:52:16.886	
5 -	1:26.722	<b>43.253</b>	<b>2:09.975 (1)</b>	<b>82.23</b>		<b>10:54:26.861</b>	



# BMCRC - MRO Championships 2023 - Rnd 3 @ Snetterton

## Reactive Parts MRO Powerbikes inc Clubman 1000 / Thunderbike Ultra

### QUALIFYING - SECTOR ANALYSIS



SECTOR 1 = FL to I1, SECTOR 2 = I1 to FL, DIFF = Difference To Personal Best Lap, P = Crossed Finish Line in Pit Lane, D = Time Disallowed

<b>P13</b>	<b>22</b>	<b>Phil ROOKE</b>	Kawasaki ZX10RR - Fly a Spitfire Biggin Hill			
IDEAL LAP TIME : 2:07.352		BEST LAP TIME : 2:10.380	DIFFERENCE : 3.028			
LAP	SECTOR 1	SECTOR 2	LAP TIME	MPH	DIFF	TIME OF DAY
1 -	1:39.964	47.483	2:27.447 (2)	72.48	17.067	10:45:39.610
2 -	1:27.122	<b>43.258</b>	<b>2:10.380 (1)</b>	<b>81.97</b>		<b>10:47:49.990</b>

<b>P14</b>	<b>91 C</b>	<b>Chris TAYLOR</b>	BMW S1000RR - Cam Civils and Landscaping LTD			
IDEAL LAP TIME : 2:10.353		BEST LAP TIME : 2:10.689	DIFFERENCE : 0.336			
LAP	SECTOR 1	SECTOR 2	LAP TIME	MPH	DIFF	TIME OF DAY
1 -	1:48.762	50.914	2:39.676	66.93	28.987	10:45:55.413
2 -	1:32.204	43.593	2:15.797 (3)	78.70	5.108	10:48:11.210
3 -	1:28.012	<b>42.677</b>	<b>2:10.689 (1)</b>	<b>81.78</b>		<b>10:50:21.899</b>
4 -	<b>1:27.676</b>	43.373	2:11.049 (2)	81.55	0.360	10:52:32.948

<b>P15</b>	<b>800 U</b>	<b>Morgan CREASEY</b>	Suzuki GSXR 1000 K7 - Warics Ltd			
IDEAL LAP TIME : 2:12.146		BEST LAP TIME : 2:12.146	DIFFERENCE : 0.000			
LAP	SECTOR 1	SECTOR 2	LAP TIME	MPH	DIFF	TIME OF DAY
1 -	1:47.734	50.812	2:38.546	67.41	26.400	10:45:55.921
2 -	1:34.692	49.496	2:24.188 (3)	74.12	12.042	10:48:20.109
3 -	1:32.722	46.303	2:19.025 (2)	76.87	6.879	10:50:39.134
4 -	<b>1:28.168</b>	<b>43.978</b>	<b>2:12.146 (1)</b>	<b>80.88</b>		<b>10:52:51.280</b>

<b>P16</b>	<b>23 U</b>	<b>Justin ROSE</b>	Yamaha R1 -			
IDEAL LAP TIME : 2:12.315		BEST LAP TIME : 2:12.606	DIFFERENCE : 0.291			
LAP	SECTOR 1	SECTOR 2	LAP TIME	MPH	DIFF	TIME OF DAY
1 -	1:47.260	51.182	2:38.442	67.45	25.836	10:45:56.796
2 -	1:32.871	49.460	2:22.331 (3)	75.09	9.725	10:48:19.127
3 -	1:32.779	<b>44.087</b>	2:16.866 (2)	78.09	4.260	10:50:35.993
4 -	<b>1:28.228</b>	44.378	<b>2:12.606 (1)</b>	<b>80.60</b>		<b>10:52:48.599</b>

<b>P17</b>	<b>18 C</b>	<b>Sigitas CERNIAUSKAS</b>	Yamaha R1 - SC MOTO			
IDEAL LAP TIME : 2:13.687		BEST LAP TIME : 2:14.213	DIFFERENCE : 0.526			
LAP	SECTOR 1	SECTOR 2	LAP TIME	MPH	DIFF	TIME OF DAY
1 -	1:45.398	51.120	2:36.518	68.28	22.305	10:45:56.361
2 -	1:32.681	49.714	2:22.395 (3)	75.05	8.182	10:48:18.756
3 -	<b>1:28.970</b>	45.869	2:14.839 (2)	79.26	0.626	10:50:33.595
4 -	1:29.496	<b>44.717</b>	<b>2:14.213 (1)</b>	<b>79.63</b>		<b>10:52:47.808</b>

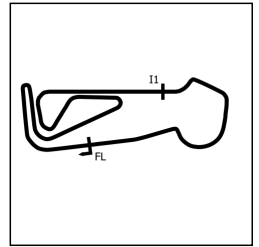
<b>P18</b>	<b>165 U</b>	<b>Richard BUTT</b>	Suzuki GSXR1000 - Michelle Harvey			
IDEAL LAP TIME : 2:14.500		BEST LAP TIME : 2:14.922	DIFFERENCE : 0.422			
LAP	SECTOR 1	SECTOR 2	LAP TIME	MPH	DIFF	TIME OF DAY
1 -	1:40.270	46.744	2:27.014 (3)	72.70	12.092	10:45:38.054
2 -	1:29.248	<b>45.674</b>	<b>2:14.922 (1)</b>	<b>79.21</b>		<b>10:47:52.976</b>
3 -	1:29.030	45.946	2:14.976 (2)	79.18	0.054	10:50:07.952

<b>P19</b>	<b>129 C</b>	<b>Cecil DINSMORE</b>	Suzuki GSXR 1000 - KnC Motorsport			
IDEAL LAP TIME : 2:15.616		BEST LAP TIME : 2:15.616	DIFFERENCE : 0.000			
LAP	SECTOR 1	SECTOR 2	LAP TIME	MPH	DIFF	TIME OF DAY
1 -	1:46.040	52.193	2:38.233	67.54	22.617	10:46:00.658
2 -	1:34.982	46.961	2:21.943 (2)	75.29	6.327	10:48:22.601
3 -	1:42.134	47.695	2:29.829 (3)	71.33	14.213	10:50:52.430
4 -	<b>1:29.380</b>	<b>46.236</b>	<b>2:15.616 (1)</b>	<b>78.81</b>		<b>10:53:08.046</b>

# BMCRC - MRO Championships 2023 - Rnd 3 @ Snetterton

## Reactive Parts MRO Powerbikes inc Clubman 1000 / Thunderbike Ultra

### QUALIFYING - SECTOR ANALYSIS



SECTOR 1 = FL to I1, SECTOR 2 = I1 to FL, DIFF = Difference To Personal Best Lap, P = Crossed Finish Line in Pit Lane, D = Time Disallowed

P20 188		Dawid KRAWIECKI		Yamaha R1 - Code Blue LTD & D A East Electrical		
IDEAL LAP TIME : 2:14.686		BEST LAP TIME : 2:16.075		DIFFERENCE : 1.389		
LAP	SECTOR 1	SECTOR 2	LAP TIME	MPH	DIFF	TIME OF DAY
1 -	1:31.313	<b>44.762</b>	<b>2:16.075 (1)</b>	<b>78.54</b>		<b>10:46:11.922</b>
2 -	1:30.977	46.223	2:17.200 (2)	77.90	1.125	10:48:29.122
3 -	<b>1:29.924</b>	IN PIT	2:35.847 P	68.58	19.772	10:51:04.969
4 -	OUTLAP	44.900	2:17.130	77.94	1.055	10:53:22.099

P21 30 C		Alex PENRICE		Yamaha R1 - AP Motorcycles		
IDEAL LAP TIME : 2:16.251		BEST LAP TIME : 2:16.376		DIFFERENCE : 0.125		
LAP	SECTOR 1	SECTOR 2	LAP TIME	MPH	DIFF	TIME OF DAY
1 -	1:35.499	<b>46.365</b>	2:21.864 (3)	75.34	5.488	10:45:31.908
2 -	<b>1:29.886</b>	46.490	<b>2:16.376 (1)</b>	<b>78.37</b>		<b>10:47:48.284</b>
3 -	1:33.450	47.514	2:20.964 (2)	75.82	4.588	10:50:09.248

P22 169 U		Cory SMITH		Suzuki 1000 -		
IDEAL LAP TIME : 2:16.383		BEST LAP TIME : 2:16.383		DIFFERENCE : 0.000		
LAP	SECTOR 1	SECTOR 2	LAP TIME	MPH	DIFF	TIME OF DAY
1 -	1:45.847	49.719	2:35.566	68.70	19.183	10:46:08.284
2 -	1:35.192	47.288	2:22.480 (3)	75.01	6.097	10:48:30.764
3 -	1:35.519	46.806	2:22.325 (2)	75.09	5.942	10:50:53.089
4 -	<b>1:29.707</b>	<b>46.676</b>	<b>2:16.383 (1)</b>	<b>78.36</b>		<b>10:53:09.472</b>

P23 96 U		Pete SCOTT		Suzuki GSXR1000K5 - South Hill MOT Centre		
IDEAL LAP TIME : 2:16.691		BEST LAP TIME : 2:16.691		DIFFERENCE : 0.000		
LAP	SECTOR 1	SECTOR 2	LAP TIME	MPH	DIFF	TIME OF DAY
1 -	1:46.036	51.032	2:37.068	68.04	20.377	10:45:57.731
2 -	1:36.183	47.931	2:24.114 (2)	74.16	7.423	10:48:21.845
3 -	1:37.527	47.758	2:25.285 (3)	73.56	8.594	10:50:47.130
4 -	<b>1:30.447</b>	<b>46.244</b>	<b>2:16.691 (1)</b>	<b>78.19</b>		<b>10:53:03.821</b>

P24 184 C		Martyn DELLOW		Suzuki GSXR1000 - Kirdford Shotblasting		
IDEAL LAP TIME : 2:16.653		BEST LAP TIME : 2:16.728		DIFFERENCE : 0.075		
LAP	SECTOR 1	SECTOR 2	LAP TIME	MPH	DIFF	TIME OF DAY
1 -	1:41.044	49.753	2:30.797	70.87	14.069	10:45:46.255
2 -	1:32.255	45.984	2:18.239 (3)	77.31	1.511	10:48:04.494
3 -	<b>1:31.107</b>	45.697	2:16.804 (2)	78.12	0.076	10:50:21.298
4 -	1:31.182	<b>45.546</b>	<b>2:16.728 (1)</b>	<b>78.17</b>		<b>10:52:38.026</b>
5 -	1:33.483	46.453	2:19.936	76.37	3.208	10:54:57.962

P25 28		Louis O'REGAN		Aprilia RSV4 -		
IDEAL LAP TIME : 2:17.041		BEST LAP TIME : 2:17.041		DIFFERENCE : 0.000		
LAP	SECTOR 1	SECTOR 2	LAP TIME	MPH	DIFF	TIME OF DAY
1 -	OUTLAP	49.942	2:42.257	65.87	25.216	10:51:44.832
2 -	<b>1:31.183</b>	<b>45.858</b>	<b>2:17.041 (1)</b>	<b>77.99</b>		<b>10:54:01.873</b>

P26 63		Matthew WREN		Suzuki GSXR - TBR performance		
IDEAL LAP TIME : 2:15.771		BEST LAP TIME : 2:17.350		DIFFERENCE : 1.579		
LAP	SECTOR 1	SECTOR 2	LAP TIME	MPH	DIFF	TIME OF DAY
1 -	1:44.114	47.888	2:32.002 (3)	70.31	14.652	10:45:52.540
2 -	1:32.738	<b>45.281</b>	2:18.019 (2)	77.43	0.669	10:48:10.559
3 -	<b>1:30.490</b>	46.860	<b>2:17.350 (1)</b>	<b>77.81</b>		<b>10:50:27.909</b>

# BMCRC - MRO Championships 2023 - Rnd 3 @ Snetterton

## Reactive Parts MRO Powerbikes inc Clubman 1000 / Thunderbike Ultra

### QUALIFYING - SECTOR ANALYSIS



SECTOR 1 = FL to I1, SECTOR 2 = I1 to FL, DIFF = Difference To Personal Best Lap, P = Crossed Finish Line in Pit Lane, D = Time Disallowed

P27 46 C		Simon GATES		Yamaha YZF R1 - T.A Roden LTD / Canine Plus Hydro			
IDEAL LAP TIME : 2:17.938		BEST LAP TIME : 2:18.335		DIFFERENCE : 0.397			
LAP	SECTOR 1	SECTOR 2	LAP TIME	MPH	DIFF	TIME OF DAY	
1 -	1:48.582	51.530	2:40.112 (2)	66.75	21.777	10:45:58.364	
2 -	1:35.750	IN PIT	2:55.731 P	60.82	37.396	10:48:54.095	
3 -	OUTLAP	<b>46.992</b>	2:20.831	75.89	2.496	10:51:14.926	
4 -	<b>1:30.946</b>	47.389	<b>2:18.335 (1)</b>	<b>77.26</b>		<b>10:53:33.261</b>	

P28 7 C		Seb JENKINS		Suzuki GSX-R 1000 K6 - Long hours and hard graft			
IDEAL LAP TIME : 2:15.445		BEST LAP TIME : 2:18.596		DIFFERENCE : 3.151			
LAP	SECTOR 1	SECTOR 2	LAP TIME	MPH	DIFF	TIME OF DAY	
1 -	1:32.004	<b>46.592</b>	<b>2:18.596 (1)</b>	<b>77.11</b>		<b>10:46:30.330</b>	

P29 19 U		Tyler DONOVAN		Kawasaki ZX10R - Tinder Corp			
IDEAL LAP TIME : 2:18.517		BEST LAP TIME : 2:19.101		DIFFERENCE : 0.584			
LAP	SECTOR 1	SECTOR 2	LAP TIME	MPH	DIFF	TIME OF DAY	
1 -	1:44.064	51.528	2:35.592	68.69	16.491	10:46:02.818	
2 -	1:34.009	47.256	2:21.265 (3)	75.65	2.164	10:48:24.083	
3 -	1:33.739	<b>46.500</b>	2:20.239 (2)	76.21	1.138	10:50:44.322	
4 -	<b>1:32.017</b>	47.084	<b>2:19.101 (1)</b>	<b>76.83</b>		<b>10:53:03.423</b>	

P30 281 C		Daniel FARLEY		Suzuki GSXR - F-TECH FIRE & ELECTRICAL LTD			
IDEAL LAP TIME : 2:19.463		BEST LAP TIME : 2:19.463		DIFFERENCE : 0.000			
LAP	SECTOR 1	SECTOR 2	LAP TIME	MPH	DIFF	TIME OF DAY	
1 -	1:42.494	51.146	2:33.640 (3)	69.56	14.177	10:45:47.292	
2 -	1:32.930	47.912	2:20.842 (2)	75.88	1.379	10:48:08.134	
3 -	<b>1:32.226</b>	<b>47.237</b>	<b>2:19.463 (1)</b>	<b>76.63</b>		<b>10:50:27.597</b>	

P31 34 C		Ben CHEESEMAN		Kawasaki ZX10RR - BCH Services Kent Ltd			
IDEAL LAP TIME : 2:20.403		BEST LAP TIME : 2:20.403		DIFFERENCE : 0.000			
LAP	SECTOR 1	SECTOR 2	LAP TIME	MPH	DIFF	TIME OF DAY	
1 -	1:46.405	50.290	2:36.695	68.20	16.292	10:45:53.583	
2 -	1:35.021	53.262	2:28.283 (2)	72.07	7.880	10:48:21.866	
3 -	1:44.199	50.236	2:34.435 (3)	69.20	14.032	10:50:56.301	
4 -	<b>1:33.579</b>	<b>46.824</b>	<b>2:20.403 (1)</b>	<b>76.12</b>		<b>10:53:16.704</b>	

P32 4 C		Remi MATUZAS		Yamaha R1 - B INTERIORS			
IDEAL LAP TIME : 2:20.219		BEST LAP TIME : 2:20.831		DIFFERENCE : 0.612			
LAP	SECTOR 1	SECTOR 2	LAP TIME	MPH	DIFF	TIME OF DAY	
1 -	1:46.284	51.306	2:37.590 (3)	67.82	16.759	10:45:56.212	
2 -	<b>1:33.192</b>	50.252	2:23.444 (2)	74.51	2.613	10:48:19.656	
3 -	1:33.804	<b>47.027</b>	<b>2:20.831 (1)</b>	<b>75.89</b>		<b>10:50:40.487</b>	

P33 261 C		Roberto DI GREGORIO		Ducati 899 PANIGALE - Physio Healthy			
IDEAL LAP TIME : 2:19.851		BEST LAP TIME : 2:21.466		DIFFERENCE : 1.615			
LAP	SECTOR 1	SECTOR 2	LAP TIME	MPH	DIFF	TIME OF DAY	
1 -	1:46.830	50.389	2:37.219	67.98	15.753	10:46:00.936	
2 -	1:33.756	47.710	<b>2:21.466 (1)</b>	<b>75.55</b>		<b>10:48:22.402</b>	
3 -	1:35.754	<b>46.965</b>	2:22.719 (3)	74.88	1.253	10:50:45.121	
4 -	<b>1:32.886</b>	48.833	2:21.719 (2)	75.41	0.253	10:53:06.840	

# BMCRC - MRO Championships 2023 - Rnd 3 @ Snetterton

## Reactive Parts MRO Powerbikes inc Clubman 1000 / Thunderbike Ultra

### QUALIFYING - SECTOR ANALYSIS



SECTOR 1 = FL to I1, SECTOR 2 = I1 to FL, DIFF = Difference To Personal Best Lap, P = Crossed Finish Line in Pit Lane, D = Time Disallowed

P34 274 C		Stewart LATIMER		Suzuki GSXR1000 R - Fat Bloke Racing RR		
IDEAL LAP TIME : 2:21.119		BEST LAP TIME : 2:21.954		DIFFERENCE : 0.835		
LAP	SECTOR 1	SECTOR 2	LAP TIME	MPH	DIFF	TIME OF DAY
1 -	1:45.723	51.642	2:37.365 (3)	67.91	15.411	10:46:01.158
2 -	1:34.779	47.551	2:22.330 (2)	75.09	0.376	10:48:23.488
3 -	1:35.337	<b>46.617</b>	<b>2:21.954 (1)</b>	<b>75.29</b>		<b>10:50:45.442</b>

P35 4 U		Hayden KILLWORTH		Kawasaki ZX10R - A&S Killworth / H11xy		
IDEAL LAP TIME : 2:20.053		BEST LAP TIME : 2:21.976		DIFFERENCE : 1.923		
LAP	SECTOR 1	SECTOR 2	LAP TIME	MPH	DIFF	TIME OF DAY
1 -	1:50.292	51.467	2:41.759	66.07	19.783	10:45:55.708
2 -	1:38.050	47.948	2:25.998 (3)	73.20	4.022	10:48:21.706
3 -	1:35.457	<b>46.519</b>	<b>2:21.976 (1)</b>	<b>75.28</b>		<b>10:50:43.682</b>
4 -	<b>1:33.534</b>	49.436	2:22.970 (2)	74.75	0.994	10:53:06.652

P36 82 U		Matt HINNELLS		Yamaha R1 - BD Racing		
IDEAL LAP TIME : 2:22.270		BEST LAP TIME : 2:22.270		DIFFERENCE : 0.000		
LAP	SECTOR 1	SECTOR 2	LAP TIME	MPH	DIFF	TIME OF DAY
1 -	1:45.456	50.440	2:35.896	68.55	13.626	10:45:50.767
2 -	1:37.842	50.208	2:28.050 (3)	72.19	5.780	10:48:18.817
3 -	<b>1:33.649</b>	<b>48.621</b>	<b>2:22.270 (1)</b>	<b>75.12</b>		<b>10:50:41.087</b>
4 -	1:35.641	49.570	2:25.211 (2)	73.60	2.941	10:53:06.298

P37 24 U		Mark REYNOLDS		Yamaha R1 4C8 -		
IDEAL LAP TIME : 2:22.711		BEST LAP TIME : 2:22.810		DIFFERENCE : 0.099		
LAP	SECTOR 1	SECTOR 2	LAP TIME	MPH	DIFF	TIME OF DAY
1 -	1:46.288	49.693	2:35.981	68.52	13.171	10:45:49.846
2 -	1:38.664	50.267	2:28.931 (3)	71.76	6.121	10:48:18.777
3 -	<b>1:34.893</b>	48.156	2:23.049 (2)	74.71	0.239	10:50:41.826
4 -	1:34.992	<b>47.818</b>	<b>2:22.810 (1)</b>	<b>74.84</b>		<b>10:53:04.636</b>

P38 41		Colin THOMPSON		Suzuki GSXR1000 - Grp Motorsport		
IDEAL LAP TIME : 2:22.973		BEST LAP TIME : 2:22.973		DIFFERENCE : 0.000		
LAP	SECTOR 1	SECTOR 2	LAP TIME	MPH	DIFF	TIME OF DAY
1 -	1:43.709	49.434	2:33.143	69.79	10.170	10:46:34.312
2 -	1:36.164	48.343	2:24.507 (2)	73.96	1.534	10:48:58.819
3 -	<b>1:35.690</b>	<b>47.283</b>	<b>2:22.973 (1)</b>	<b>74.75</b>		<b>10:51:21.792</b>
4 -	1:37.045	47.723	2:24.768 (3)	73.82	1.795	10:53:46.560

P39 66		Stephen HARVEY		Kawasaki ZX10 -		
IDEAL LAP TIME : 2:22.355		BEST LAP TIME : 2:23.711		DIFFERENCE : 1.356		
LAP	SECTOR 1	SECTOR 2	LAP TIME	MPH	DIFF	TIME OF DAY
1 -	1:46.244	51.600	2:37.844 (3)	67.71	14.133	10:46:02.465
2 -	1:37.655	<b>47.503</b>	2:25.158 (2)	73.63	1.447	10:48:27.623
3 -	<b>1:34.852</b>	48.859	<b>2:23.711 (1)</b>	<b>74.37</b>		<b>10:50:51.334</b>

P40 21 U		Danny BRENNAN		Susuki GSXR 1000 -		
IDEAL LAP TIME : 2:23.845		BEST LAP TIME : 2:23.845		DIFFERENCE : 0.000		
LAP	SECTOR 1	SECTOR 2	LAP TIME	MPH	DIFF	TIME OF DAY
1 -	1:48.428	51.219	2:39.647 (2)	66.94	15.802	10:45:56.651
2 -	<b>1:34.634</b>	<b>49.211</b>	<b>2:23.845 (1)</b>	<b>74.30</b>		<b>10:48:20.496</b>

# BMCRC - MRO Championships 2023 - Rnd 3 @ Snetterton

## Reactive Parts MRO Powerbikes inc Clubman 1000 / Thunderbike Ultra

### QUALIFYING - SECTOR ANALYSIS



SECTOR 1 = FL to I1, SECTOR 2 = I1 to FL, DIFF = Difference To Personal Best Lap, P = Crossed Finish Line in Pit Lane, D = Time Disallowed

P41		20 U		Connor SWYER		SUZUKI GSXR 1000 K6 - WSC Performace & lleithyr farm & dac	
IDEAL LAP TIME : 2:23.994		BEST LAP TIME : 2:23.994		DIFFERENCE : 0.000			
LAP	SECTOR 1	SECTOR 2	LAP TIME	MPH	DIFF	TIME OF DAY	
1 -	1:50.954	51.753	2:42.707	65.68	18.713	10:46:01.818	
2 -	1:38.598	49.366	2:27.964 (3)	72.23	3.970	10:48:29.782	
3 -	1:37.228	49.038	2:26.266 (2)	73.07	2.272	10:50:56.048	
4 -	<b>1:35.854</b>	<b>48.140</b>	<b>2:23.994 (1)</b>	<b>74.22</b>		<b>10:53:20.042</b>	

P42		910 U		Michael JARVIS		Suzuki GSXR 1000 -	
IDEAL LAP TIME : 2:24.642		BEST LAP TIME : 2:25.000		DIFFERENCE : 0.358			
LAP	SECTOR 1	SECTOR 2	LAP TIME	MPH	DIFF	TIME OF DAY	
1 -	1:47.577	51.437	2:39.014	67.21	14.014	10:46:05.360	
2 -	1:36.225	<b>48.775</b>	<b>2:25.000 (1)</b>	<b>73.71</b>		<b>10:48:30.360</b>	
3 -	1:37.796	49.178	2:26.974 (3)	72.72	1.974	10:50:57.334	
4 -	<b>1:35.867</b>	49.679	2:25.546 (2)	73.43	0.546	10:53:22.880	

P43		17 U		Jordan KILLWORTH		Kawasaki ZX10R - BK Racing / Rabbit	
IDEAL LAP TIME : 2:25.849		BEST LAP TIME : 2:25.849		DIFFERENCE : 0.000			
LAP	SECTOR 1	SECTOR 2	LAP TIME	MPH	DIFF	TIME OF DAY	
1 -	OUTLAP	IN PIT	2:47.013 P	63.99	21.164	10:48:55.098	
2 -	OUTLAP	50.313	2:38.368	67.48	12.519	10:51:33.466	
3 -	<b>1:36.878</b>	<b>48.971</b>	<b>2:25.849 (1)</b>	<b>73.28</b>		<b>10:53:59.315</b>	

P44		40 U		Malcolm BATE		Suzuki GSXR1000 - Hartjay	
IDEAL LAP TIME : 2:23.150		BEST LAP TIME : 2:29.180		DIFFERENCE : 6.030			
LAP	SECTOR 1	SECTOR 2	LAP TIME	MPH	DIFF	TIME OF DAY	
1 -	1:47.139	51.562	2:38.701 (3)	67.34	9.521	10:46:10.926	
2 -	1:38.102	51.078	<b>2:29.180 (1)</b>	<b>71.64</b>		<b>10:48:40.106</b>	
3 -	1:40.834	<b>48.431</b>	2:29.265 (2)	71.60	0.085	10:51:09.371	

P45		333		Andrew HOUGHTON		BMW S1000RR - Bahnstormer BMW	
IDEAL LAP TIME : 2:31.101		BEST LAP TIME : 2:31.101		DIFFERENCE : 0.000			
LAP	SECTOR 1	SECTOR 2	LAP TIME	MPH	DIFF	TIME OF DAY	
1 -	OUTLAP	52.453	2:39.011	67.21	7.910	10:45:48.152	
2 -	<b>1:39.994</b>	<b>51.107</b>	<b>2:31.101 (1)</b>	<b>70.73</b>		<b>10:48:19.253</b>	

P46		888 C		Paul FAGG		Yamaha R1 4C8 - -OnlyFans-	
IDEAL LAP TIME : 2:34.676		BEST LAP TIME : 2:34.830		DIFFERENCE : 0.154			
LAP	SECTOR 1	SECTOR 2	LAP TIME	MPH	DIFF	TIME OF DAY	
1 -	1:48.053	51.543	2:39.596 (3)	66.96	4.766	10:46:04.872	
2 -	1:43.550	<b>51.280</b>	<b>2:34.830 (1)</b>	<b>69.03</b>		<b>10:48:39.702</b>	
3 -	1:43.514	53.533	2:37.047 (2)	68.05	2.217	10:51:16.749	

# BMCRC - MRO Championships 2023 - Rnd 3 @ Snetterton

## BMCRC Thunderbike Sport & BMCRC SuperTwins / Thunderbike Extreme

### QUALIFYING - BEST SECTORS

SECTOR 1			SECTOR 2			IDEAL / BEST COMPARISON						
POS	NO	NAME	TIME	NO	NAME	TIME	POS	NO	NAME	IDEAL	BEST	DIFF
									<b>PERFECT LAP</b>	<b>2:12.895</b>		
1	0	HILL	1:28.022	0	HILL	44.873	1	0	HILL	2:12.895	2:12.895	0.000
2	52	MANTELL	1:29.613	52	MANTELL	45.201	2	52	MANTELL	2:14.814	2:14.814	0.000
3	52	FRICKER	1:29.957	52	FRICKER	45.500	3	52	FRICKER	2:15.457	2:15.457	0.000
4	97	MANN	1:31.118	117	STAGG	45.828	4	117	STAGG	2:17.047	2:17.847	0.800
5	117	STAGG	1:31.219	58	ALLEN	46.104	5	25	DAY	2:18.086	2:19.066	0.980
6	25	DAY	1:31.697	25	DAY	46.389	6	97	MANN	2:18.570	2:18.605	0.035
7	99	BELLOTTI	1:31.913	77	MAY	46.497	7	58	ALLEN	2:18.747	2:19.992	1.245
8	41	ABRAHAM	1:32.373	43	WALKEY	46.663	8	41	ABRAHAM	2:19.250	2:19.728	0.478
9	58	ALLEN	1:32.643	41	ABRAHAM	46.877	9	99	BELLOTTI	2:19.308	2:19.705	0.397
10	77	MAY	1:33.256	69	RUSSO	46.943	10	77	MAY	2:19.753	2:20.497	0.744
11	69	RUSSO	1:33.607	99	BELLOTTI	47.395	11	43	WALKEY	2:20.278	2:20.278	0.000
12	43	WALKEY	1:33.615	97	MANN	47.452	12	69	RUSSO	2:20.550	2:21.113	0.563
13	151	DENYER	1:34.466	151	DENYER	47.489	13	151	DENYER	2:21.955	2:22.401	0.446
14	994	HOWARD	1:34.723	57	NEWMAN	47.877	14	57	NEWMAN	2:23.336	2:23.336	0.000
15	139	MARLEY	1:35.171	139	MARLEY	48.838	15	139	MARLEY	2:24.009	2:24.416	0.407
16	6	FIRTH	1:35.322	6	FIRTH	48.989	16	6	FIRTH	2:24.311	2:24.950	0.639
17	57	NEWMAN	1:35.459	81	MAY	49.204	17	994	HOWARD	2:24.397	2:25.876	1.479
18	17	BROOK	1:37.186	78	FRAMPTON	49.525	18	81	MAY	2:26.692	2:26.692	0.000
19	129	CRIPPS	1:37.298	49	CHAYTOR	49.551	19	44	PARKER	2:27.053	2:27.053	0.000
20	44	PARKER	1:37.417	44	PARKER	49.636	20	49	CHAYTOR	2:27.143	2:27.359	0.216
21	81	MAY	1:37.488	212	BRADER	49.673	21	17	BROOK	2:27.373	2:27.373	0.000
22	49	CHAYTOR	1:37.592	994	HOWARD	49.674	22	129	CRIPPS	2:27.462	2:27.350	9.888
23	78	FRAMPTON	1:38.105	129	CRIPPS	50.164	23	78	FRAMPTON	2:27.630	2:27.802	0.172
24	212	BRADER	1:38.336	17	BROOK	50.187	24	212	BRADER	2:28.009	2:28.009	0.000
25	67	HARVEY	1:38.656	67	HARVEY	50.368	25	67	HARVEY	2:29.024	2:29.024	0.000
26	47	BOHANAN	1:39.198	47	BOHANAN	50.825	26	47	BOHANAN	2:30.023	2:30.127	0.104
27	167	SMITH	1:39.406	167	SMITH	51.333	27	167	SMITH	2:30.739	2:30.739	0.000
28	35	STONE	1:41.505	66	SMITH	51.567	28	26	DARBY	2:34.707	2:34.902	0.195
29	26	DARBY	1:42.521	138	JARMIN	52.045	29	138	JARMIN	2:35.153	2:35.153	0.000
30	138	JARMIN	1:43.108	26	DARBY	52.186	30	66	SMITH	2:35.301	2:35.301	0.000
31	127	DAY	1:43.434	127	DAY	52.245	31	35	STONE	2:35.352	2:35.352	0.000
32	11	BATE	1:43.695	11	BATE	53.037	32	127	DAY	2:35.679	2:35.679	0.000
33	66	SMITH	1:43.734	35	STONE	53.847	33	11	BATE	2:36.732	2:40.784	4.052
34	27	BELIOSSI	1:44.383	48	WALLIS	54.840	34	27	BELIOSSI	2:39.415	2:39.603	0.188
35	137	McPHERSON	1:44.604	137	McPHERSON	54.853	35	137	McPHERSON	2:39.457	2:39.457	0.000
36	48	WALLIS	1:45.455	27	BELIOSSI	55.032	36	48	WALLIS	2:40.295	2:40.295	0.000
37	211	HYLAND	1:54.259	211	HYLAND	57.529	37	211	HYLAND	2:51.788	2:51.788	0.000
38							38	744	ANDERSON		2:23.546	
39							39	56	MARSH		2:45.871	

# BMCRC - MRO Championships 2023 - Rnd 3 @ Snetterton

## Reactive Parts MRO Powerbikes inc Clubman 1000 / Thunderbike Ultra

### QUALIFYING - BEST SECTORS

SECTOR 1			SECTOR 2			IDEAL / BEST COMPARISON						
POS	NO	NAME	TIME	NO	NAME	TIME	POS	NO	NAME	IDEAL	BEST	DIFF
									<b>PERFECT LAP</b>	<b>1:58.036</b>		
1	26	WAINWRIGHT	1:18.262	26	WAINWRIGHT	39.774	1	26	WAINWRIGHT	1:58.036	1:58.036	0.000
2	48	WILSON	1:20.908	48	WILSON	40.446	2	48	WILSON	2:01.354	2:01.354	0.000
3	2	BAKER	1:21.505	21	CROUCHER	40.996	3	2	BAKER	2:02.828	2:02.828	0.000
4	53	McGLYNN	1:22.051	53	McGLYNN	41.223	4	21	CROUCHER	2:03.179	2:03.179	0.000
5	21	CROUCHER	1:22.183	2	BAKER	41.323	5	53	McGLYNN	2:03.274	2:03.274	0.000
6	224	HEALEY	1:23.815	60	YOUNGE	42.180	6	224	HEALEY	2:06.074	2:06.074	0.000
7	22	ROOKE	1:24.094	224	HEALEY	42.259	7	60	YOUNGE	2:06.759	2:06.759	0.000
8	37	GROVER	1:24.375	91	TAYLOR	42.677	8	37	GROVER	2:07.244	2:08.062	0.818
9	60	YOUNGE	1:24.579	78	THOMAS	42.813	9	22	ROOKE	2:07.352	2:10.380	3.028
10	78	THOMAS	1:24.680	37	GROVER	42.869	10	78	THOMAS	2:07.493	2:07.493	0.000
11	5	KILLWORTH	1:25.661	58	ALLEN	43.253	11	5	KILLWORTH	2:09.700	2:09.700	0.000
12	87	THOMPSON	1:26.394	22	ROOKE	43.258	12	87	THOMPSON	2:09.928	2:09.948	0.020
13	58	ALLEN	1:26.709	82	THOMPSON	43.534	13	58	ALLEN	2:09.962	2:09.975	0.013
14	91	TAYLOR	1:27.676	800	CREASEY	43.978	14	91	TAYLOR	2:10.353	2:10.689	0.336
15	800	CREASEY	1:28.168	5	KILLWORTH	44.039	15	800	CREASEY	2:12.146	2:12.146	0.000
16	23	ROSE	1:28.228	23	ROSE	44.087	16	23	ROSE	2:12.315	2:12.606	0.291
17	165	BUTT	1:28.826	18	CERNIAUSKAS	44.717	17	18	CERNIAUSKAS	2:13.687	2:14.213	0.526
18	7	JENKINS	1:28.853	188	KRAWIECKI	44.762	18	165	BUTT	2:14.500	2:14.922	0.422
19	18	CERNIAUSKAS	1:28.970	63	WREN	45.281	19	188	KRAWIECKI	2:14.686	2:16.075	1.389
20	129	DINSMORE	1:29.380	184	DELLOW	45.546	20	7	JENKINS	2:15.445	2:18.596	3.151
21	169	SMITH	1:29.707	165	BUTT	45.674	21	129	DINSMORE	2:15.616	2:15.616	0.000
22	30	PENRICE	1:29.886	28	O'REGAN	45.858	22	63	WREN	2:15.771	2:17.350	1.579
23	188	KRAWIECKI	1:29.924	129	DINSMORE	46.236	23	30	PENRICE	2:16.251	2:16.376	0.125
24	96	SCOTT	1:30.447	96	SCOTT	46.244	24	169	SMITH	2:16.383	2:16.383	0.000
25	63	WREN	1:30.490	30	PENRICE	46.365	25	184	DELLOW	2:16.653	2:16.728	0.075
26	46	GATES	1:30.946	19	DONOVAN	46.500	26	96	SCOTT	2:16.691	2:16.691	0.000
27	184	DELLOW	1:31.107	4	KILLWORTH	46.519	27	28	O'REGAN	2:17.041	2:17.041	0.000
28	28	O'REGAN	1:31.183	7	JENKINS	46.592	28	46	GATES	2:17.938	2:18.335	0.397
29	19	DONOVAN	1:32.017	274	LATIMER	46.617	29	19	DONOVAN	2:18.517	2:19.101	0.584
30	281	FARLEY	1:32.226	169	SMITH	46.676	30	281	FARLEY	2:19.463	2:19.463	0.000
31	261	DI GREGORIO	1:32.886	34	CHEESEMAN	46.824	31	261	DI GREGORIO	2:19.851	2:21.466	1.615
32	4	MATUZAS	1:33.192	261	DI GREGORIO	46.965	32	4	KILLWORTH	2:20.053	2:21.976	1.923
33	4	KILLWORTH	1:33.534	46	GATES	46.992	33	4	MATUZAS	2:20.219	2:20.831	0.612
34	34	CHEESEMAN	1:33.579	4	MATUZAS	47.027	34	34	CHEESEMAN	2:20.403	2:20.403	0.000
35	82	HINNELLS	1:33.649	281	FARLEY	47.237	35	274	LATIMER	2:21.119	2:21.954	0.835
36	274	LATIMER	1:34.502	41	THOMPSON	47.283	36	82	HINNELLS	2:22.270	2:22.270	0.000
37	21	BRENNAN	1:34.634	66	HARVEY	47.503	37	66	HARVEY	2:22.355	2:23.711	1.356
38	40	BATE	1:34.719	24	REYNOLDS	47.818	38	24	REYNOLDS	2:22.711	2:22.810	0.099
39	66	HARVEY	1:34.852	20	SWYER	48.140	39	41	THOMPSON	2:22.973	2:22.973	0.000
40	24	REYNOLDS	1:34.893	40	BATE	48.431	40	40	BATE	2:23.150	2:29.180	6.030
41	41	THOMPSON	1:35.690	82	HINNELLS	48.621	41	21	BRENNAN	2:23.845	2:23.845	0.000
42	20	SWYER	1:35.854	910	JARVIS	48.775	42	20	SWYER	2:23.994	2:23.994	0.000
43	910	JARVIS	1:35.867	17	KILLWORTH	48.971	43	910	JARVIS	2:24.642	2:25.000	0.358
44	17	KILLWORTH	1:36.878	21	BRENNAN	49.211	44	17	KILLWORTH	2:25.849	2:25.849	0.000
45	333	HOUGHTON	1:39.994	333	HOUGHTON	51.107	45	333	HOUGHTON	2:31.101	2:31.101	0.000
46	888	FAGG	1:43.396	888	FAGG	51.280	46	888	FAGG	2:34.676	2:34.830	0.154

# BMCRC - MRO Championships 2023 - Rnd 3 @ Snetterton

Reactive Parts MRO Powerbikes inc Clubman 1000 / Thunderbike Ultra

## QUALIFYING - STATISTICS

**Competitors Started** 46  
**Planned Start** 2023-05-06 @ 10:45:00.000  
**Actual Start** 2023-05-06 @ 10:42:53.772  
**Finish Time** 2023-05-06 @ 10:52:44.380  
**Track Length** 2.9689mi.  
**Total Laps** 172  
**Total Distance Covered** 510.6527mi.

### Session Fastest Lap History

NO	CL	NAME	LAP TIME	TIME OF DAY	LAP	VEHICLE
21		Jack CROUCHER	<b>2:08.380</b>	10:45:16.678	1	Kawasaki ZX10R
26		Josh WAINWRIGHT	<b>2:08.040</b>	10:45:17.328	1	Honda CBR1000RR
26		Josh WAINWRIGHT	<b>2:00.462</b>	10:47:17.790	2	Honda CBR1000RR
26		Josh WAINWRIGHT	<b>1:58.036</b>	10:54:14.456	5	Honda CBR1000RR

### Flag History

TYPE	TIME OF DAY
GREEN	10:42:53.772
FINISH	10:52:44.380

### Flag Statistics

TYPE	COUNT	TOTAL LAPS	TOTAL TIME
Green	1	5	13:15.788
Red	0	0	0.000
Safety Car	0	0	0.000
FCY	0	0	0.000



# BMCRC - MRO Championships 2023 - Rnd 3 @ Snetterton

Reactive Parts MRO Powerbikes inc Clubman 1000 / Thunderbike Ultra

## QUALIFYING - STATISTICS

CLASS :

13 Starters

### Fastest Lap History

NO	NAME	LAP TIME	TIME OF DAY	LAP	VEHICLE
21	Jack CROUCHER	<b>2:08.380</b>	10:45:16.678	1	Kawasaki ZX10R
26	Josh WAINWRIGHT	<b>2:08.040</b>	10:45:17.328	1	Honda CBR1000RR
26	Josh WAINWRIGHT	<b>2:00.462</b>	10:47:17.790	2	Honda CBR1000RR
26	Josh WAINWRIGHT	<b>1:58.036</b>	10:54:14.456	5	Honda CBR1000RR

# BMCRC - MRO Championships 2023 - Rnd 3 @ Snetterton

Reactive Parts MRO Powerbikes inc Clubman 1000 / Thunderbike Ultra

## QUALIFYING - STATISTICS

CLASS : C

16 Starters

### Fastest Lap History

NO	NAME	LAP TIME	TIME OF DAY	LAP	VEHICLE
37	Clayton GROVER	<b>2:17.473</b>	10:45:27.657	1	Yamaha R1
37	Clayton GROVER	<b>2:09.700</b>	10:47:37.356	2	Yamaha R1
37	Clayton GROVER	<b>2:08.368</b>	10:49:45.725	3	Yamaha R1
37	Clayton GROVER	<b>2:08.062</b>	10:51:53.788	4	Yamaha R1
224	Lee HEALEY	<b>2:06.074</b>	10:52:08.323	4	Suzuki GSXR 1000R

# BMCRC - MRO Championships 2023 - Rnd 3 @ Snetterton

Reactive Parts MRO Powerbikes inc Clubman 1000 / Thunderbike Ultra

## QUALIFYING - STATISTICS

CLASS : U

19 Starters

### Fastest Lap History

NO	NAME	LAP TIME	TIME OF DAY	LAP	VEHICLE
165	Richard BUTT	2:27.014	10:45:38.073	1	Suzuki GSXR1000
78	Jamie THOMAS	2:25.186	10:45:39.961	1	Suzuki GSXR 1000
7	Seb JENKINS	2:18.596	10:46:30.337	1	Suzuki GSX-R 1000 K6
78	Jamie THOMAS	2:11.302	10:47:51.240	2	Suzuki GSXR 1000
78	Jamie THOMAS	2:11.087	10:50:02.351	3	Suzuki GSXR 1000
78	Jamie THOMAS	2:08.404	10:52:10.756	4	Suzuki GSXR 1000
78	Jamie THOMAS	2:07.493	10:54:18.249	5	Suzuki GSXR 1000

# BMCRC - MRO Championships 2023 - Rnd 3 @ Snetterton

## BMCRC Thunderbike Sport & BMCRC SuperTwins / Thunderbike Extreme

### QUALIFYING - STATISTICS

**Competitors Started** 39  
**Planned Start** 2023-05-06 @ 10:15:00.000  
**Actual Start** 2023-05-06 @ 10:15:23.778  
**Finish Time** 2023-05-06 @ 10:25:22.271  
**Track Length** 2.9689mi.  
**Total Laps** 135  
**Total Distance Covered** 400.8030mi.

### Session Fastest Lap History

NO	CL	NAME	LAP TIME	TIME OF DAY	LAP	VEHICLE
0		Jeremy HILL	<b>2:18.078</b>	10:17:54.611	1	Yamaha R6
0		Jeremy HILL	<b>2:12.895</b>	10:20:07.505	2	Yamaha R6

### Flag History

TYPE	TIME OF DAY
GREEN	10:15:23.778
FINISH	10:25:22.271

### Flag Statistics

TYPE	COUNT	TOTAL LAPS	TOTAL TIME
Green	1	5	13:18.293
Red	0	0	0.000
Safety Car	0	0	0.000
FCY	0	0	0.000

# BMCRC - MRO Championships 2023 - Rnd 3 @ Snetterton

## BMCRC Thunderbike Sport & BMCRC SuperTwins / Thunderbike Extreme

### QUALIFYING - STATISTICS

**CLASS : R**

4 Starters

#### Fastest Lap History

NO	NAME	LAP TIME	TIME OF DAY	LAP	VEHICLE
994	Adrian HOWARD	<b>2:33.524</b>	10:18:14.831	1	Suzuki GSXR 600
994	Adrian HOWARD	<b>2:25.876</b>	10:20:40.707	2	Suzuki GSXR 600

# BMCRC - MRO Championships 2023 - Rnd 3 @ Snetterton

## BMCRC Thunderbike Sport & BMCRC SuperTwins / Thunderbike Extreme

### QUALIFYING - STATISTICS

CLASS : SUP

6 Starters

#### Fastest Lap History

NO	NAME	LAP TIME	TIME OF DAY	LAP	VEHICLE
67	Simon HARVEY	<b>2:43.522</b>	10:18:35.244	1	Suzuki SV650
17	David BROOK	<b>2:39.795</b>	10:18:44.822	1	Yamaha RS660
67	Simon HARVEY	<b>2:33.429</b>	10:21:08.673	2	Suzuki SV650
17	David BROOK	<b>2:30.123</b>	10:21:14.946	2	Yamaha RS660
58	Michael ALLEN	<b>2:24.368</b>	10:21:17.252	2	Kawasaki ER6
58	Michael ALLEN	<b>2:19.992</b>	10:23:37.244	3	Kawasaki ER6

# BMCRC - MRO Championships 2023 - Rnd 3 @ Snetterton

## BMCRC Thunderbike Sport & BMCRC SuperTwins / Thunderbike Extreme

### QUALIFYING - STATISTICS

CLASS : E

5 Starters

#### Fastest Lap History

NO	NAME	LAP TIME	TIME OF DAY	LAP	VEHICLE
117	Raymond STAGG	2:33.176	10:18:14.034	1	Suzuki GSXR 750
52	Barry MANTELL	2:29.532	10:18:14.425	1	Honda 929 FIREBLADE
117	Raymond STAGG	2:17.847	10:20:31.882	2	Suzuki GSXR 750
52	Barry MANTELL	2:16.184	10:22:51.871	3	Honda 929 FIREBLADE
52	Barry MANTELL	2:15.799	10:25:07.680	4	Honda 929 FIREBLADE
52	Barry MANTELL	2:14.814	10:27:22.494	5	Honda 929 FIREBLADE

# BMCRC - MRO Championships 2023 - Rnd 3 @ Snetterton

## BMCRC Thunderbike Sport & BMCRC SuperTwins / Thunderbike Extreme

### QUALIFYING - STATISTICS

CLASS :

21 Starters

#### Fastest Lap History

NO	NAME	LAP TIME	TIME OF DAY	LAP	VEHICLE
0	Jeremy HILL	<b>2:18.078</b>	10:17:54.611	1	Yamaha R6
0	Jeremy HILL	<b>2:12.895</b>	10:20:07.505	2	Yamaha R6



# BMCRC - MRO Championships 2023 - Rnd 3 @ Snetterton

## BMCRC Thunderbike Sport & BMCRC SuperTwins / Thunderbike Extreme

### QUALIFYING - STATISTICS

CLASS : E R

3 Starters

#### Fastest Lap History

NO	NAME	LAP TIME	TIME OF DAY	LAP	VEHICLE
211	Ben HYLAND	<b>3:13.569</b>	10:18:59.943	1	Suzuki GSXR 750
744	Gary ANDERSON	<b>2:34.544</b>	10:19:00.533	1	Honda 954RR
744	Gary ANDERSON	<b>2:27.062</b>	10:21:27.595	2	Honda 954RR
744	Gary ANDERSON	<b>2:23.956</b>	10:23:51.551	3	Honda 954RR
744	Gary ANDERSON	<b>2:23.546</b>	10:26:15.097	4	Honda 954RR

# BMCRC - MRO Championships 2023 - Rnd 3 @ Snetterton

## BMCRC Thunderbike Ultra & Extreme

### RACE 8 - GRID (5 Laps)



ROW 11	33	<b>707</b> Alex SYMON	32	<b>118</b> Darren CORKETT	31	<b>102</b> James FEARN
ROW 10	30	2:51.788 <b>211</b> Ben HYLAND	29	2:37.350 <b>129</b> Derek CRIPPS	28	2:34.830 <b>888</b> Paul FAGG
ROW 9	27	2:29.180 <b>40</b> Malcolm BATE	26	2:28.009 <b>212</b> Martin BRADER	25	2:25.849 <b>17</b> Jordan KILLWORTH
ROW 8	24	2:25.000 <b>910</b> Michael JARVIS	23	2:24.950 <b>6</b> Andrew FIRTH	22	2:23.994 <b>20</b> Connor SWYER
ROW 7	21	2:23.845 <b>21</b> Danny BRENNAN	20	2:23.546 <b>744</b> Gary ANDERSON	19	2:22.810 <b>24</b> Mark REYNOLDS
ROW 6	18	2:22.270 <b>82</b> Matt HINNELLS	17	2:21.976 <b>4</b> Hayden KILLWORTH	16	2:19.728 <b>41</b> David ABRAHAM
ROW 5	15	2:19.101 <b>19</b> Tyler DONOVAN	14	2:18.596 <b>7</b> Seb JENKINS	13	2:18.335 <b>46</b> Simon GATES
ROW 4	12	2:17.847 <b>117</b> Raymond STAGG	11	2:17.350 <b>63</b> Matthew WREN	10	2:16.691 <b>96</b> Pete SCOTT
ROW 3	9	2:16.383 <b>169</b> Cory SMITH	8	2:15.616 <b>29</b> Cecil DINSMORE	7	2:14.922 <b>165</b> Richard BUTT
ROW 2	6	2:14.814 <b>52</b> Barry MANTELL	5	2:12.606 <b>23</b> Justin ROSE	4	2:12.146 <b>800</b> Morgan CREASEY
ROW 1	3	2:09.975 <b>58</b> Michael ALLEN	2	2:09.700 <b>5</b> Stacey KILLWORTH	1	2:07.493 <b>78</b> Jamie THOMAS
<b>Pole</b>						

Snetterton 300: 2.9689 miles

These results are provisional until the conclusion of any judicial and technical matters.

Clerk Of Course :	Stewards :	Timekeeper : Richard Evans
-------------------	------------	----------------------------

Results can be found at [www.tsl-timing.com](http://www.tsl-timing.com)

Printed - 11:11 Saturday, 06 May 2023



# BMCRC - MRO Championships 2023 - Rnd 3 @ Snetterton

## BMCRC Thunderbike Ultra & Extreme

### RACE 8 - CLASSIFICATION



POS	NO	CL	PIC NAME	ENTRY	LAPS	TIME	GAP	DIFF	MPH	BEST	ON
1	78	U	1 Jamie THOMAS	Suzuki GSXR 1000 - Team RubyRacing DART Moto	5	12:04.463			73.76	2:23.034	2
2	29	U	2 Cecil DINSMORE	Suzuki GSXR 1000 - KnC Motorsport	5	12:09.243	4.780	4.780	73.28	2:22.254	5
3	5	U	3 Stacey KILLWORTH	Suzuki GSXR 1000 - Greenplant/Everns	5	12:09.912	5.449	0.669	73.21	2:22.423	5
4	19	U	4 Tyler DONOVAN	Kawasaki ZX10R - Tinder Corp	5	12:33.910	29.447	23.998	70.88	2:28.455	3
5	169	U	5 Cory SMITH	Suzuki 1000 -	5	12:46.685	42.222	12.775	69.70	2:28.236	5
6	165	U	6 Richard BUTT	Suzuki GSXR1000 - Michelle Harvey	5	12:52.077	47.614	5.392	69.21	2:30.757	3
7	117	E	1 Raymond STAGG	Suzuki GSXR 750 -	5	12:52.434	47.971	0.357	69.18	2:28.218	4
8	41	E	2 David ABRAHAM	Yamaha R1 - Cambridge Motorcycles	5	12:52.574	48.111	0.140	69.17	2:27.893	5
9	52	E	3 Barry MANTELL	Honda 929 FIREBLADE - Swedish car connection	5	12:57.116	52.653	4.542	68.76	2:31.153	5
10	63	U	7 Matthew WREN	Suzuki GSXR - TBR performance	5	13:07.727	1:03.264	10.611	67.84	2:33.251	3
11	23	U	8 Justin ROSE	Yamaha R1 -	5	13:09.431	1:04.968	1.704	67.69	2:33.237	5
12	6	E	4 Andrew FIRTH	Yamaha YZF-R1 - LTRmotorcycles.co.uk / Palmer R	5	13:11.248	1:06.785	1.817	67.53	2:35.489	4
13	20	U	9 Connor SWYER	SUZUKI GSXR 1000 K6 - WSC Performance & lleithy	5	13:14.946	1:10.483	3.698	67.22	2:36.506	3
14	17	U	10 Jordan KILLWORTH	Kawasaki ZX10R - BK Racing / Rabbit	5	13:14.998	1:10.535	0.052	67.22	2:34.653	3
15	800	U	11 Morgan CREASEY	Suzuki GSXR 1000 K7 - Warics Ltd	5	13:15.011	1:10.548	0.013	67.21	2:36.967	4
16	24	U	12 Mark REYNOLDS	Yamaha R1 4C8 -	5	13:22.816	1:18.353	7.805	66.56	2:34.974	3
17	212	ER	1 Martin BRADER	Aprilia RSVR - Infinity PM	5	13:30.936	1:26.473	8.120	65.89	2:35.994	5
18	4	U	13 Hayden KILLWORTH	Kawasaki ZX10R - A&S Killworth / H11xy	5	13:34.863	1:30.400	3.927	65.58	2:38.376	5
19	96	U	14 Pete SCOTT	Suzuki GSXR1000K5 - South Hill MOT Centre	5	13:47.457	1:42.994	12.594	64.58	2:39.320	5
20	129	E	5 Derek CRIPPS	Yamaha R1 - Team FBR	5	13:47.770	1:43.307	0.313	64.55	2:42.007	4
21	744	ER	2 Gary ANDERSON	Honda 954RR - A&M MOT Services. Guildford	5	14:27.999	2:23.536	40.229	61.56	2:48.768	2
22	888*	U	15 Paul FAGG	Yamaha R1 4C8 - -OnlyFans-	4	12:08.826	1 Lap	1 Lap	58.65	3:00.518	3

#### NOT CLASSIFIED

DNF	21	U	Danny BRENNAN	Suzuki GSXR 1000 -	3	8:02.766	2 Laps	1 Lap	66.41	2:35.418	3
DNF	910	U	Michael JARVIS	Suzuki GSXR 1000 -	2	5:36.936	3 Laps	1 Lap	63.44	2:39.064	2
DNF	46	U	Simon GATES	Yamaha YZF R1 - T.A Roden LTD / Canine Plus Hyc	0						

#### FASTEST LAP

	29	U	Cecil DINSMORE	Suzuki GSXR 1000 - KnC Motorsport	5	2:22.254		75.13 mph		120.91 kph	
	41	E	David ABRAHAM	Yamaha R1 - Cambridge Motorcycles	5	2:27.893		72.26 mph		116.30 kph	
	212	ER	Martin BRADER	Aprilia RSVR - Infinity PM	5	2:35.994		68.51 mph		110.26 kph	

#888 - Very poor transponder signal, please move to a more suitable location.

Class U - 92.5% of Race Speed = 68.22 mph  
 Class E - 92.5% of Race Speed = 63.99 mph  
 Class E R - 92.5% of Race Speed = 60.94 mph

Weather / Track : Rain / Wet

These results are provisional until the conclusion of any judicial and technical matters.

Race Distance: 5 Laps / 14.84 miles

Snetterton 300: 2.9689 miles

Date: 06/05/2023 Start: 14:36 Finish: 14:48

Clerk Of Course :	Stewards :	Timekeeper : Richard Evans
-------------------	------------	----------------------------

Results can be found at [www.tsl-timing.com](http://www.tsl-timing.com)

Printed - 14:51 Saturday, 06 May 2023



# BMCRC - MRO Championships 2023 - Rnd 3 @ Snetterton

## BMCRC Thunderbike Ultra & Extreme

### RACE 8 - LAP CHART

LAP 1 @ 14:38:57.572		
NO	BEHIND	LAP TIME

78		2:26.680
5	7.449	2:34.129
29	8.573	2:35.253
19	10.378	2:37.058
165	15.639	2:42.319
800	17.000	2:43.680
169	17.354	2:44.034
6	18.173	2:44.853
117	18.510	2:45.190
41	19.118	2:45.798
52	19.168	2:45.848
23	19.911	2:46.591
20	20.132	2:46.812
63	20.703	2:47.383
21	22.377	2:49.057
17	22.959	2:49.639
129	27.732	2:54.412
24	28.394	2:55.074
4	29.703	2:56.383
212	30.055	2:56.735
744	30.868	2:57.548
910	31.192	2:57.872
96	32.185	2:58.865
888	38.453	3:05.133

LAP 2 @ 14:41:20.606		
NO	BEHIND	LAP TIME

78		2:23.034
29	9.618	2:24.079
5	11.302	2:26.887
19	16.095	2:28.751
165	26.079	2:33.474
169	26.594	2:32.274
52	32.040	2:35.906
6	32.190	2:37.051
41	32.295	2:36.211
800	33.552	2:39.586
117	33.640	2:38.164
20	34.183	2:37.085
23	34.628	2:37.751
63	34.798	2:37.129
21	37.634	2:38.291
17	38.649	2:38.724
24	45.154	2:39.794
212	46.851	2:39.830
129	47.040	2:42.342
910	47.222	2:39.064
4	48.992	2:42.323
96	52.880	2:43.729
744	56.602	2:48.768
888	1:16.683	3:01.264

LAP 3 @ 14:43:43.764		
NO	BEHIND	LAP TIME

78		2:23.158
29	11.473	2:25.013
5	11.994	2:23.850
19	21.392	2:28.455
165	33.678	2:30.757
169	34.231	2:30.795
52	41.184	2:32.302
117	41.658	2:31.176

41	42.121	2:32.984
63	44.891	2:33.251
6	44.993	2:35.961
800	47.389	2:36.995
20	47.531	2:36.506
23	47.557	2:36.087
21	49.894	2:35.418
17	50.144	2:34.653
24	56.970	2:34.974
212	1:03.765	2:40.072
4	1:04.241	2:38.407
129	1:09.329	2:45.447
96	1:13.075	2:43.353
744	1:25.889	2:52.445
888	1:54.043	3:00.518

LAP 4 @ 14:46:07.525		
NO	BEHIND	LAP TIME

78		2:23.761
29	10.356	2:22.644
5	10.856	2:22.623
19	27.424	2:29.793
165	41.611	2:31.694
169	41.816	2:31.346
117	46.115	2:28.218
41	48.048	2:29.688
52	49.330	2:31.907
63	55.957	2:34.827
6	56.721	2:35.489
23	59.561	2:35.765
800	1:00.595	2:36.967
20	1:01.013	2:37.243
17	1:01.599	2:35.216
24	1:09.541	2:36.332
212	1:18.309	2:38.305
4	1:19.854	2:39.374
129	1:27.575	2:42.007
96	1:31.504	2:42.190
744	1:55.769	2:53.641

LAP 5 @ 14:48:35.355		
NO	BEHIND	LAP TIME

78		2:27.830
888	1 Lap	3:01.911
29	4.780	2:22.254
5	5.449	2:22.423
19	29.447	2:29.853
169	42.222	2:28.236
165	47.614	2:33.833
117	47.971	2:29.686
41	48.111	2:27.893
52	52.653	2:31.153
63	1:03.264	2:35.137
23	1:04.968	2:33.237
6	1:06.785	2:37.894
20	1:10.483	2:37.300
17	1:10.535	2:36.766
800	1:10.548	2:37.783
24	1:18.353	2:36.642
212	1:26.473	2:35.994
4	1:30.400	2:38.376
96	1:42.994	2:39.320
129	1:43.307	2:43.562
744	2:23.536	2:55.597

Weather / Track : Rain / Wet

Results can be found at [www.tsl-timing.com](http://www.tsl-timing.com)

Snetterton 300: 2.9689 miles  
Date: 06/05/2023 Start: 14:36 Finish: 14:48

Printed - 14:52 Saturday, 06 May 2023

# BMCRC - MRO Championships 2023 - Rnd 3 @ Snetterton

## BMCRC Thunderbike Ultra & Extreme

### RACE 8 - POSITION CHART

No	Name	Lap Pos	Lap				
			1	2	3	4	5
78	THOMAS	1	78	78	78	78	78
5	KILLWORTH	2	5	29	29	29	29
800	CREASEY	3	29	5	5	5	5
23	ROSE	4	19	19	19	19	19
52	MANTELL	5	165	165	165	165	169
165	BUTT	6	800	169	169	169	165
29	DINSMORE	7	169	52	52	117	117
169	SMITH	8	6	6	117	41	41
96	SCOTT	9	117	41	41	52	52
63	WREN	10	41	800	63	63	63
117	STAGG	11	52	117	6	6	23
46	GATES	12	23	20	800	23	6
19	DONOVAN	13	20	23	20	800	20
41	ABRAHAM	14	63	63	23	20	17
4	KILLWORTH	15	21	21	21	17	800
24	REYNOLDS	16	17	17	17	24	24
744	ANDERSON	17	129	24	24	212	212
21	BRENNAN	18	24	212	212	4	4
20	SWYER	19	4	129	4	129	96
6	FIRTH	20	212	910	129	96	129
910	JARVIS	21	744	4	96	744	744
17	KILLWORTH	22	910	96	744	888	
212	BRADER	23	96	744	888		
888	FAGG	24	888	888			
129	CRIPPS	25					

# BMCRC - MRO Championships 2023 - Rnd 3 @ Snetterton

## BMCRC Thunderbike Ultra & Extreme

### RACE 8 - SECTOR ANALYSIS



SECTOR 1 = FL to I1, SECTOR 2 = I1 to FL, DIFF = Difference To Personal Best Lap, P = Crossed Finish Line in Pit Lane, D = Time Disallowed

P1 78 U		Jamie THOMAS		Suzuki GSXR 1000 - Team RubyRacing DART Motorsport			
IDEAL LAP TIME : 2:22.680		BEST LAP TIME : 2:23.034		DIFFERENCE : 0.354			
LAP	SECTOR 1	SECTOR 2	LAP TIME	MPH	DIFF	TIME OF DAY	
1 -		47.643	2:26.680	72.86	3.646	14:38:57.572	
2 -	<b>1:35.068</b>	47.966	<b>2:23.034 (1)</b>	<b>74.72</b>		<b>14:41:20.606</b>	
3 -	1:35.546	<b>47.612</b>	2:23.158 (2)	74.65	0.124	14:43:43.764	
4 -	1:35.718	48.043	2:23.761 (3)	74.34	0.727	14:46:07.525	
5 -	1:38.291	49.539	2:27.830	72.29	4.796	14:48:35.355	

P2 29 U		Cecil DINSMORE		Suzuki GSXR 1000 - KnC Motorsport			
IDEAL LAP TIME : 2:21.964		BEST LAP TIME : 2:22.254		DIFFERENCE : 0.290			
LAP	SECTOR 1	SECTOR 2	LAP TIME	MPH	DIFF	TIME OF DAY	
1 -		48.919	2:35.253	68.84	12.999	14:39:06.145	
2 -	1:35.278	48.801	2:24.079 (3)	74.18	1.825	14:41:30.224	
3 -	1:36.344	48.669	2:25.013	73.70	2.759	14:43:55.237	
4 -	<b>1:34.177</b>	48.467	2:22.644 (2)	74.92	0.390	14:46:17.881	
5 -	1:34.467	<b>47.787</b>	<b>2:22.254 (1)</b>	<b>75.13</b>		<b>14:48:40.135</b>	

P3 5 U		Stacey KILLWORTH		Suzuki GSXR 1000 - Greenplant/Everns			
IDEAL LAP TIME : 2:21.696		BEST LAP TIME : 2:22.423		DIFFERENCE : 0.727			
LAP	SECTOR 1	SECTOR 2	LAP TIME	MPH	DIFF	TIME OF DAY	
1 -		49.991	2:34.129	69.34	11.706	14:39:05.021	
2 -	1:37.785	49.102	2:26.887	72.76	4.464	14:41:31.908	
3 -	1:35.762	48.088	2:23.850 (3)	74.30	1.427	14:43:55.758	
4 -	<b>1:33.786</b>	48.837	2:22.623 (2)	74.93	0.200	14:46:18.381	
5 -	1:34.513	<b>47.910</b>	<b>2:22.423 (1)</b>	<b>75.04</b>		<b>14:48:40.804</b>	

P4 19 U		Tyler DONOVAN		Kawasaki ZX10R - Tinder Corp			
IDEAL LAP TIME : 2:28.455		BEST LAP TIME : 2:28.455		DIFFERENCE : 0.000			
LAP	SECTOR 1	SECTOR 2	LAP TIME	MPH	DIFF	TIME OF DAY	
1 -		50.706	2:37.058	68.05	8.603	14:39:07.950	
2 -	1:38.510	50.241	2:28.751 (2)	71.85	0.296	14:41:36.701	
3 -	<b>1:38.459</b>	<b>49.996</b>	<b>2:28.455 (1)</b>	<b>71.99</b>		<b>14:44:05.156</b>	
4 -	1:39.373	50.420	2:29.793 (3)	71.35	1.338	14:46:34.949	
5 -	1:39.413	50.440	2:29.853	71.32	1.398	14:49:04.802	

P5 169 U		Cory SMITH		Suzuki 1000 -			
IDEAL LAP TIME : 2:28.236		BEST LAP TIME : 2:28.236		DIFFERENCE : 0.000			
LAP	SECTOR 1	SECTOR 2	LAP TIME	MPH	DIFF	TIME OF DAY	
1 -		53.446	2:44.034	65.15	15.798	14:39:14.926	
2 -	1:41.347	50.927	2:32.274	70.18	4.038	14:41:47.200	
3 -	1:39.994	50.801	2:30.795 (2)	70.87	2.559	14:44:17.995	
4 -	1:40.389	50.957	2:31.346 (3)	70.62	3.110	14:46:49.341	
5 -	<b>1:39.056</b>	<b>49.180</b>	<b>2:28.236 (1)</b>	<b>72.10</b>		<b>14:49:17.577</b>	

P6 165 U		Richard BUTT		Suzuki GSXR1000 - Michelle Harvey			
IDEAL LAP TIME : 2:30.757		BEST LAP TIME : 2:30.757		DIFFERENCE : 0.000			
LAP	SECTOR 1	SECTOR 2	LAP TIME	MPH	DIFF	TIME OF DAY	
1 -		52.461	2:42.319	65.84	11.562	14:39:13.211	
2 -	1:41.614	51.860	2:33.474 (3)	69.64	2.717	14:41:46.685	
3 -	<b>1:40.021</b>	<b>50.736</b>	<b>2:30.757 (1)</b>	<b>70.89</b>		<b>14:44:17.442</b>	
4 -	1:40.426	51.268	2:31.694 (2)	70.45	0.937	14:46:49.136	
5 -	1:41.359	52.474	2:33.833	69.47	3.076	14:49:22.969	

# BMCRC - MRO Championships 2023 - Rnd 3 @ Snetterton

## BMCRC Thunderbike Ultra & Extreme

### RACE 8 - SECTOR ANALYSIS



SECTOR 1 = FL to I1, SECTOR 2 = I1 to FL, DIFF = Difference To Personal Best Lap, P = Crossed Finish Line in Pit Lane, D = Time Disallowed

P7 117 E		Raymond STAGG		Suzuki GSXR 750 -		
IDEAL LAP TIME : 2:28.218		BEST LAP TIME : 2:28.218		DIFFERENCE : 0.000		
LAP	SECTOR 1	SECTOR 2	LAP TIME	MPH	DIFF	TIME OF DAY
1 -		52.924	2:45.190	64.70	16.972	14:39:16.082
2 -	1:45.875	52.289	2:38.164	67.57	9.946	14:41:54.246
3 -	1:40.526	50.650	2:31.176 (3)	70.69	2.958	14:44:25.422
4 -	<b>1:38.139</b>	<b>50.079</b>	<b>2:28.218 (1)</b>	<b>72.11</b>		<b>14:46:53.640</b>
5 -	1:38.517	51.169	2:29.686 (2)	71.40	1.468	14:49:23.326

P8 41 E		David ABRAHAM		Yamaha R1 - Cambridge Motorcycles		
IDEAL LAP TIME : 2:26.672		BEST LAP TIME : 2:27.893		DIFFERENCE : 1.221		
LAP	SECTOR 1	SECTOR 2	LAP TIME	MPH	DIFF	TIME OF DAY
1 -		52.902	2:45.798	64.46	17.905	14:39:16.690
2 -	1:44.238	51.973	2:36.211	68.42	8.318	14:41:52.901
3 -	1:41.880	51.104	2:32.984 (3)	69.86	5.091	14:44:25.885
4 -	1:39.899	<b>49.789</b>	2:29.688 (2)	71.40	1.795	14:46:55.573
5 -	<b>1:36.883</b>	51.010	<b>2:27.893 (1)</b>	<b>72.26</b>		<b>14:49:23.466</b>

P9 52 E		Barry MANTELL		Honda 929 FIREBLADE - Swedish car connection		
IDEAL LAP TIME : 2:29.953		BEST LAP TIME : 2:31.153		DIFFERENCE : 1.200		
LAP	SECTOR 1	SECTOR 2	LAP TIME	MPH	DIFF	TIME OF DAY
1 -		52.989	2:45.848	64.44	14.695	14:39:16.740
2 -	1:43.731	52.175	2:35.906	68.55	4.753	14:41:52.646
3 -	1:41.893	<b>50.409</b>	2:32.302 (3)	70.17	1.149	14:44:24.948
4 -	1:40.726	51.181	2:31.907 (2)	70.35	0.754	14:46:56.855
5 -	<b>1:39.544</b>	51.609	<b>2:31.153 (1)</b>	<b>70.71</b>		<b>14:49:28.008</b>

P10 63 U		Matthew WREN		Suzuki GSXR - TBR performance		
IDEAL LAP TIME : 2:32.672		BEST LAP TIME : 2:33.251		DIFFERENCE : 0.579		
LAP	SECTOR 1	SECTOR 2	LAP TIME	MPH	DIFF	TIME OF DAY
1 -		53.817	2:47.383	63.85	14.132	14:39:18.275
2 -	1:45.234	51.895	2:37.129	68.02	3.878	14:41:55.404
3 -	1:43.080	<b>50.171</b>	<b>2:33.251 (1)</b>	<b>69.74</b>		<b>14:44:28.655</b>
4 -	<b>1:42.501</b>	52.326	2:34.827 (2)	69.03	1.576	14:47:03.482
5 -	1:42.782	52.355	2:35.137 (3)	68.89	1.886	14:49:38.619

P11 23 U		Justin ROSE		Yamaha R1 -		
IDEAL LAP TIME : 2:33.237		BEST LAP TIME : 2:33.237		DIFFERENCE : 0.000		
LAP	SECTOR 1	SECTOR 2	LAP TIME	MPH	DIFF	TIME OF DAY
1 -		54.292	2:46.591	64.15	13.354	14:39:17.483
2 -	1:45.649	52.102	2:37.751	67.75	4.514	14:41:55.234
3 -	1:43.827	52.260	2:36.087 (3)	68.47	2.850	14:44:31.321
4 -	1:44.064	51.701	2:35.765 (2)	68.61	2.528	14:47:07.086
5 -	<b>1:42.292</b>	<b>50.945</b>	<b>2:33.237 (1)</b>	<b>69.74</b>		<b>14:49:40.323</b>

P12 6 E		Andrew FIRTH		Yamaha YZF-R1 - LTRmotorcycles.co.uk / Palmer Race Skool /		
IDEAL LAP TIME : 2:35.369		BEST LAP TIME : 2:35.489		DIFFERENCE : 0.120		
LAP	SECTOR 1	SECTOR 2	LAP TIME	MPH	DIFF	TIME OF DAY
1 -		<b>52.369</b>	2:44.853	64.83	9.364	14:39:15.745
2 -	1:44.501	52.550	2:37.051 (3)	68.05	1.562	14:41:52.796
3 -	1:43.352	52.609	2:35.961 (2)	68.53	0.472	14:44:28.757
4 -	<b>1:43.000</b>	52.489	<b>2:35.489 (1)</b>	<b>68.73</b>		<b>14:47:04.246</b>
5 -	1:44.611	53.283	2:37.894	67.69	2.405	14:49:42.140

# BMCRC - MRO Championships 2023 - Rnd 3 @ Snetterton

## BMCRC Thunderbike Ultra & Extreme

### RACE 8 - SECTOR ANALYSIS



SECTOR 1 = FL to I1, SECTOR 2 = I1 to FL, DIFF = Difference To Personal Best Lap, P = Crossed Finish Line in Pit Lane, D = Time Disallowed

P13 20 U		Connor SWYER		SUZUKI GSXR 1000 K6 - WSC Performace & lleithyr farm & dac		
IDEAL LAP TIME : 2:35.191		BEST LAP TIME : 2:36.506		DIFFERENCE : 1.315		
LAP	SECTOR 1	SECTOR 2	LAP TIME	MPH	DIFF	TIME OF DAY
1 -		52.578	2:46.812	64.07	10.306	14:39:17.704
2 -	1:45.034	52.051	2:37.085 (2)	68.04	0.579	14:41:54.789
3 -	<b>1:43.919</b>	52.587	<b>2:36.506 (1)</b>	<b>68.29</b>		<b>14:44:31.295</b>
4 -	1:44.880	52.363	2:37.243 (3)	67.97	0.737	14:47:08.538
5 -	1:46.028	<b>51.272</b>	2:37.300	67.94	0.794	14:49:45.838

P14 17 U		Jordan KILLWORTH		Kawasaki ZX10R - BK Racing / Rabbit		
IDEAL LAP TIME : 2:33.122		BEST LAP TIME : 2:34.653		DIFFERENCE : 1.531		
LAP	SECTOR 1	SECTOR 2	LAP TIME	MPH	DIFF	TIME OF DAY
1 -		53.207	2:49.639	63.00	14.986	14:39:20.531
2 -	1:46.638	52.086	2:38.724	67.33	4.071	14:41:59.255
3 -	1:44.120	<b>50.533</b>	<b>2:34.653 (1)</b>	<b>69.11</b>		<b>14:44:33.908</b>
4 -	<b>1:42.589</b>	52.627	2:35.216 (2)	68.85	0.563	14:47:09.124
5 -	1:45.351	51.415	2:36.766 (3)	68.17	2.113	14:49:45.890

P15 800 U		Morgan CREASEY		Suzuki GSXR 1000 K7 - Warics Ltd		
IDEAL LAP TIME : 2:35.920		BEST LAP TIME : 2:36.967		DIFFERENCE : 1.047		
LAP	SECTOR 1	SECTOR 2	LAP TIME	MPH	DIFF	TIME OF DAY
1 -		53.917	2:43.680	65.29	6.713	14:39:14.572
2 -	1:46.575	53.011	2:39.586	66.97	2.619	14:41:54.158
3 -	<b>1:44.211</b>	52.784	2:36.995 (2)	68.07	0.028	14:44:31.153
4 -	1:44.692	52.275	<b>2:36.967 (1)</b>	<b>68.09</b>		<b>14:47:08.120</b>
5 -	1:46.074	<b>51.709</b>	2:37.783 (3)	67.73	0.816	14:49:45.903

P16 24 U		Mark REYNOLDS		Yamaha R1 4C8 -		
IDEAL LAP TIME : 2:34.974		BEST LAP TIME : 2:34.974		DIFFERENCE : 0.000		
LAP	SECTOR 1	SECTOR 2	LAP TIME	MPH	DIFF	TIME OF DAY
1 -		54.425	2:55.074	61.04	20.100	14:39:25.966
2 -	1:46.207	53.587	2:39.794	66.88	4.820	14:42:05.760
3 -	<b>1:42.584</b>	<b>52.390</b>	<b>2:34.974 (1)</b>	<b>68.96</b>		<b>14:44:40.734</b>
4 -	1:43.121	53.211	2:36.332 (2)	68.36	1.358	14:47:17.066
5 -	1:43.118	53.524	2:36.642 (3)	68.23	1.668	14:49:53.708

P17 212 E R		Martin BRADER		Aprilia RSVR - Infinity PM		
IDEAL LAP TIME : 2:35.994		BEST LAP TIME : 2:35.994		DIFFERENCE : 0.000		
LAP	SECTOR 1	SECTOR 2	LAP TIME	MPH	DIFF	TIME OF DAY
1 -		55.730	2:56.735	60.47	20.741	14:39:27.627
2 -	1:45.704	54.126	2:39.830 (3)	66.87	3.836	14:42:07.457
3 -	1:47.222	52.850	2:40.072	66.77	4.078	14:44:47.529
4 -	1:46.091	52.214	2:38.305 (2)	67.51	2.311	14:47:25.834
5 -	<b>1:44.877</b>	<b>51.117</b>	<b>2:35.994 (1)</b>	<b>68.51</b>		<b>14:50:01.828</b>

P18 4 U		Hayden KILLWORTH		Kawasaki ZX10R - A&S Killworth / H11xy		
IDEAL LAP TIME : 2:38.090		BEST LAP TIME : 2:38.376		DIFFERENCE : 0.286		
LAP	SECTOR 1	SECTOR 2	LAP TIME	MPH	DIFF	TIME OF DAY
1 -		55.732	2:56.383	60.59	18.007	14:39:27.275
2 -	1:49.892	52.431	2:42.323	65.84	3.947	14:42:09.598
3 -	<b>1:46.021</b>	52.386	2:38.407 (2)	67.47	0.031	14:44:48.005
4 -	1:46.812	52.562	2:39.374 (3)	67.06	0.998	14:47:27.379
5 -	1:46.307	<b>52.069</b>	<b>2:38.376 (1)</b>	<b>67.48</b>		<b>14:50:05.755</b>



# BMCRC - MRO Championships 2023 - Rnd 3 @ Snetterton

## BMCRC Thunderbike Ultra & Extreme

### RACE 8 - SECTOR ANALYSIS



SECTOR 1 = FL to I1, SECTOR 2 = I1 to FL, DIFF = Difference To Personal Best Lap, P = Crossed Finish Line in Pit Lane, D = Time Disallowed

<b>P19</b>	<b>96 U</b>	<b>Pete SCOTT</b>	Suzuki GSXR1000K5 - South Hill MOT Centre			
IDEAL LAP TIME : 2:39.320		BEST LAP TIME : 2:39.320	DIFFERENCE : 0.000			

LAP	SECTOR 1	SECTOR 2	LAP TIME	MPH	DIFF	TIME OF DAY
1 -		56.277	2:58.865	59.75	19.545	14:39:29.757
2 -	1:49.386	54.343	2:43.729	65.27	4.409	14:42:13.486
3 -	1:48.972	54.381	2:43.353 (3)	65.42	4.033	14:44:56.839
4 -	1:47.699	54.491	2:42.190 (2)	65.89	2.870	14:47:39.029
5 -	<b>1:46.154</b>	<b>53.166</b>	<b>2:39.320 (1)</b>	<b>67.08</b>		<b>14:50:18.349</b>

<b>P20</b>	<b>129 E</b>	<b>Derek CRIPPS</b>	Yamaha R1 - Team FBR			
IDEAL LAP TIME : 2:41.822		BEST LAP TIME : 2:42.007	DIFFERENCE : 0.185			

LAP	SECTOR 1	SECTOR 2	LAP TIME	MPH	DIFF	TIME OF DAY
1 -		55.246	2:54.412	61.28	12.405	14:39:25.304
2 -	<b>1:47.430</b>	54.912	2:42.342 (2)	65.83	0.335	14:42:07.646
3 -	1:51.055	<b>54.392</b>	2:45.447	64.60	3.440	14:44:53.093
4 -	1:47.442	54.565	<b>2:42.007 (1)</b>	<b>65.97</b>		<b>14:47:35.100</b>
5 -	1:48.706	54.856	2:43.562 (3)	65.34	1.555	14:50:18.662

<b>P21</b>	<b>744 E R</b>	<b>Gary ANDERSON</b>	Honda 954RR - A&M MOT Services. Guildford			
IDEAL LAP TIME : 2:47.100		BEST LAP TIME : 2:48.768	DIFFERENCE : 1.668			

LAP	SECTOR 1	SECTOR 2	LAP TIME	MPH	DIFF	TIME OF DAY
1 -		<b>55.854</b>	2:57.548	60.19	8.780	14:39:28.440
2 -	<b>1:51.246</b>	57.522	<b>2:48.768 (1)</b>	<b>63.33</b>		<b>14:42:17.208</b>
3 -	1:54.680	57.765	2:52.445 (2)	61.97	3.677	14:45:09.653
4 -	1:54.773	58.868	2:53.641 (3)	61.55	4.873	14:48:03.294
5 -	1:56.377	59.220	2:55.597	60.86	6.829	14:50:58.891

<b>P22</b>	<b>888 U</b>	<b>Paul FAGG</b>	Yamaha R1 4C8 - -OnlyFans-			
IDEAL LAP TIME : 2:59.362		BEST LAP TIME : 3:00.518	DIFFERENCE : 1.156			

LAP	SECTOR 1	SECTOR 2	LAP TIME	MPH	DIFF	TIME OF DAY
1 -		<b>58.608</b>	3:05.133	57.73	4.615	14:39:36.025
2 -	2:01.405	59.859	3:01.264 (2)	58.96	0.746	14:42:37.289
3 -	2:01.290	59.228	<b>3:00.518 (1)</b>	<b>59.20</b>		<b>14:45:37.807</b>
4 -	<b>2:00.754</b>	1:01.157	3:01.911 (3)	58.75	1.393	14:48:39.718

<b>P23</b>	<b>21 U</b>	<b>Danny BRENNAN</b>	Susuki GSXR 1000 -			
IDEAL LAP TIME : 2:34.509		BEST LAP TIME : 2:35.418	DIFFERENCE : 0.909			

LAP	SECTOR 1	SECTOR 2	LAP TIME	MPH	DIFF	TIME OF DAY
1 -		53.876	2:49.057	63.22	13.639	14:39:19.949
2 -	1:45.341	52.950	2:38.291 (2)	67.52	2.873	14:41:58.240
3 -	1:43.338	<b>52.080</b>	<b>2:35.418 (1)</b>	<b>68.76</b>		<b>14:44:33.658</b>

<b>P24</b>	<b>910 U</b>	<b>Michael JARVIS</b>	Suzuki GSXR 1000 -			
IDEAL LAP TIME : 2:39.064		BEST LAP TIME : 2:39.064	DIFFERENCE : 0.000			

LAP	SECTOR 1	SECTOR 2	LAP TIME	MPH	DIFF	TIME OF DAY
1 -		56.003	2:57.872	60.08	18.808	14:39:28.764
2 -	<b>1:45.650</b>	<b>53.414</b>	<b>2:39.064 (1)</b>	<b>67.19</b>		<b>14:42:07.828</b>

# BMCRC - MRO Championships 2023 - Rnd 3 @ Snetterton

## BMCRC Thunderbike Ultra & Extreme

### RACE 8 - BEST SECTORS

SECTOR 1			SECTOR 2			IDEAL / BEST COMPARISON						
POS	NO	NAME	TIME	NO	NAME	TIME	POS	NO	NAME	IDEAL	BEST	DIFF
									<b>PERFECT LAP</b>	<b>2:21.398</b>		
1	5	KILLWORTH	1:33.786	78	THOMAS	47.612	1	5	KILLWORTH	2:21.696	2:22.423	0.727
2	29	DINSMORE	1:34.177	29	DINSMORE	47.787	2	29	DINSMORE	2:21.964	2:22.254	0.290
3	78	THOMAS	1:35.068	5	KILLWORTH	47.910	3	78	THOMAS	2:22.680	2:23.034	0.354
4	41	ABRAHAM	1:36.883	169	SMITH	49.180	4	41	ABRAHAM	2:26.672	2:27.893	1.221
5	117	STAGG	1:38.139	41	ABRAHAM	49.789	5	117	STAGG	2:28.218	2:28.218	0.000
6	19	DONOVAN	1:38.459	19	DONOVAN	49.996	6	169	SMITH	2:28.236	2:28.236	0.000
7	169	SMITH	1:39.056	117	STAGG	50.079	7	19	DONOVAN	2:28.455	2:28.455	0.000
8	52	MANTELL	1:39.544	63	WREN	50.171	8	52	MANTELL	2:29.953	2:31.153	1.200
9	165	BUTT	1:40.021	52	MANTELL	50.409	9	165	BUTT	2:30.757	2:30.757	0.000
10	23	ROSE	1:42.292	17	KILLWORTH	50.533	10	63	WREN	2:32.672	2:33.251	0.579
11	21	BRENNAN	1:42.429	165	BUTT	50.736	11	17	KILLWORTH	2:33.122	2:34.653	1.531
12	63	WREN	1:42.501	23	ROSE	50.945	12	23	ROSE	2:33.237	2:33.237	0.000
13	24	REYNOLDS	1:42.584	212	BRADER	51.117	13	21	BRENNAN	2:34.509	2:35.418	0.909
14	17	KILLWORTH	1:42.589	20	SWYER	51.272	14	24	REYNOLDS	2:34.974	2:34.974	0.000
15	6	FIRTH	1:43.000	800	CREASEY	51.709	15	20	SWYER	2:35.191	2:36.506	1.315
16	20	SWYER	1:43.919	4	KILLWORTH	52.069	16	6	FIRTH	2:35.369	2:35.489	0.120
17	800	CREASEY	1:44.211	21	BRENNAN	52.080	17	800	CREASEY	2:35.920	2:36.967	1.047
18	212	BRADER	1:44.877	6	FIRTH	52.369	18	212	BRADER	2:35.994	2:35.994	0.000
19	910	JARVIS	1:45.650	24	REYNOLDS	52.390	19	4	KILLWORTH	2:38.090	2:38.376	0.286
20	4	KILLWORTH	1:46.021	96	SCOTT	53.166	20	910	JARVIS	2:39.064	2:39.064	0.000
21	96	SCOTT	1:46.154	910	JARVIS	53.414	21	96	SCOTT	2:39.320	2:39.320	0.000
22	129	CRIPPS	1:47.430	129	CRIPPS	54.392	22	129	CRIPPS	2:41.822	2:42.007	0.185
23	744	ANDERSON	1:51.246	744	ANDERSON	55.854	23	744	ANDERSON	2:47.100	2:48.768	1.668
24	888	FAGG	2:00.754	888	FAGG	58.608	24	888	FAGG	2:59.362	3:00.518	1.156
25												

# BMCRC - MRO Championships 2023 - Rnd 3 @ Snetterton

## BMCRC Thunderbike Ultra & Extreme

### RACE 8 - STATISTICS

**Competitors Started** 24  
**Planned Start** 2023-05-06 @ 13:40:00.000  
**Actual Start** 2023-05-06 @ 14:36:30.891  
**Finish Time** 2023-05-06 @ 14:48:35.354  
**Track Length** 2.9689mi.  
**Total Laps** 114  
**Total Distance Covered** 338.4559mi.

#### Session Fastest Lap History

NO	CL	NAME	LAP TIME	TIME OF DAY	LAP	VEHICLE
78	U	Jamie THOMAS	<b>2:23.034</b>	14:41:20.630	2	Suzuki GSXR 1000
29	U	Cecil DINSMORE	<b>2:22.644</b>	14:46:17.899	4	Suzuki GSXR 1000
5	U	Stacey KILLWORTH	<b>2:22.623</b>	14:46:18.388	4	Suzuki GSXR 1000
29	U	Cecil DINSMORE	<b>2:22.254</b>	14:48:40.153	5	Suzuki GSXR 1000

#### Session Leader History

NO	CL	NAME	FROM LAP	LAPS LED	DISTANCE	VEHICLE
78	U	Jamie THOMAS	1	5	14.84 miles	Suzuki GSXR 1000

#### Flag History

TYPE	TIME OF DAY
GREEN	14:36:30.891
FINISH	14:48:35.354

#### Flag Statistics

TYPE	COUNT	TOTAL LAPS	TOTAL TIME
Green	1	5	14:34.018
Red	0	0	0.000
Safety Car	0	0	0.000
FCY	0	0	0.000

# BMCRC - MRO Championships 2023 - Rnd 3 @ Snetterton

## BMCRC Thunderbike Ultra & Extreme

### RACE 8 - STATISTICS

**CLASS : U**

17 Starters

#### Fastest Lap History

NO	NAME	LAP TIME	TIME OF DAY	LAP	VEHICLE
78	Jamie THOMAS	<b>2:23.034</b>	14:41:20.630	2	Suzuki GSXR 1000
29	Cecil DINSMORE	<b>2:22.644</b>	14:46:17.899	4	Suzuki GSXR 1000
5	Stacey KILLWORTH	<b>2:22.623</b>	14:46:18.388	4	Suzuki GSXR 1000
29	Cecil DINSMORE	<b>2:22.254</b>	14:48:40.153	5	Suzuki GSXR 1000

#### Leader History

NO	NAME	FROM LAP	LAPS LED	DISTANCE	VEHICLE
78	Jamie THOMAS	1	5	14.84 miles	Suzuki GSXR 1000

# BMCRC - MRO Championships 2023 - Rnd 3 @ Snetterton

## BMCRC Thunderbike Ultra & Extreme

### RACE 8 - STATISTICS

CLASS : E

5 Starters

#### Fastest Lap History

NO	NAME	LAP TIME	TIME OF DAY	LAP	VEHICLE
52	Barry MANTELL	2:35.906	14:41:52.656	2	Honda 929 FIREBLADE
52	Barry MANTELL	2:32.302	14:44:24.958	3	Honda 929 FIREBLADE
117	Raymond STAGG	2:31.176	14:44:25.451	3	Suzuki GSXR 750
117	Raymond STAGG	2:28.218	14:46:53.668	4	Suzuki GSXR 750
41	David ABRAHAM	2:27.893	14:49:23.471	5	Yamaha R1

#### Leader History

NO	NAME	FROM LAP	LAPS LED	DISTANCE	VEHICLE
6	Andrew FIRTH	1	1	2.96 miles	Yamaha YZF-R1
52	Barry MANTELL	2	2	5.93 miles	Honda 929 FIREBLADE
117	Raymond STAGG	4	2	5.93 miles	Suzuki GSXR 750

# BMCRC - MRO Championships 2023 - Rnd 3 @ Snetterton

## BMCRC Thunderbike Ultra & Extreme

### RACE 8 - STATISTICS

CLASS : E R

2 Starters

#### Fastest Lap History

NO	NAME	LAP TIME	TIME OF DAY	LAP	VEHICLE
212	Martin BRADER	<b>2:39.830</b>	14:42:07.467	2	Aprilia RSVR
212	Martin BRADER	<b>2:38.305</b>	14:47:25.843	4	Aprilia RSVR
212	Martin BRADER	<b>2:35.994</b>	14:50:01.838	5	Aprilia RSVR

#### Leader History

NO	NAME	FROM LAP	LAPS LED	DISTANCE	VEHICLE
212	Martin BRADER	1	5	14.84 miles	Aprilia RSVR

# BMCRC - MRO Championships 2023 - Rnd 3 @ Snetterton


## BMCRC Thunderbike Ultra & Extreme

### RACE 19 - GRID (5 Laps)



ROW 11	33	<b>707</b> Alex SYMON	32	<b>118</b> Darren CORKETT	31	<b>102</b> James FEARN
ROW 10	30	<b>211</b> Ben HYLAND	29	<b>40</b> Malcolm BATE	28	<b>82</b> Matt HINNELLS
ROW 9	27	<b>7</b> Seb JENKINS	26	<b>58</b> Michael ALLEN	25	<b>46</b> Simon GATES
ROW 8	24	3:00.518 <b>888</b> Paul FAGG	23	2:48.768 <b>744</b> Gary ANDERSON	22	2:42.007 <b>129</b> Derek CRIPPS
ROW 7	21	2:39.320 <b>96</b> Pete SCOTT	20	2:39.064 <b>910</b> Michael JARVIS	19	2:38.376 <b>4</b> Hayden KILLWORTH
ROW 6	18	2:36.967 <b>800</b> Morgan CREASEY	17	2:36.506 <b>20</b> Connor SWYER	16	2:35.994 <b>212</b> Martin BRADER
ROW 5	15	2:35.489 <b>6</b> Andrew FIRTH	14	2:35.418 <b>21</b> Danny BRENNAN	13	2:34.974 <b>24</b> Mark REYNOLDS
ROW 4	12	2:34.653 <b>17</b> Jordan KILLWORTH	11	2:33.251 <b>63</b> Matthew WREN	10	2:33.237 <b>23</b> Justin ROSE
ROW 3	9	2:31.153 <b>52</b> Barry MANTELL	8	2:30.757 <b>165</b> Richard BUTT	7	2:28.455 <b>19</b> Tyler DONOVAN
ROW 2	6	2:28.236 <b>169</b> Cory SMITH	5	2:28.218 <b>117</b> Raymond STAGG	4	2:27.893 <b>41</b> David ABRAHAM
ROW 1	3	2:23.034 <b>78</b> Jamie THOMAS	2	2:22.423 <b>5</b> Stacey KILLWORTH	1	2:22.254 <b>29</b> Cecil DINSMORE

**Pole**



Snetterton 300: 2.9689 miles

These results are provisional until the conclusion of any judicial and technical matters.

Clerk Of Course :	Stewards :	Timekeeper : Richard Evans
-------------------	------------	----------------------------

Results can be found at [www.tsl-timing.com](http://www.tsl-timing.com)

Printed - 14:55 Saturday, 06 May 2023



# BMCRC - MRO Championships 2023 - Rnd 3 @ Snetterton

## BMCRC Thunderbike Ultra & Extreme

### RACE 19 - CLASSIFICATION



POS	NO	CL	PIC NAME	ENTRY	LAPS	TIME	GAP	DIFF	MPH	BEST	ON
1	19	U	1 Tyler DONOVAN	Kawasaki ZX10R - Tinder Corp	5	11:22.225			78.33	2:14.134	3
2	800	U	2 Morgan CREASEY	Suzuki GSXR 1000 K7 - Warics Ltd	5	11:24.370	2.145	2.145	78.08	2:13.206	5
3	169	U	3 Cory SMITH	Suzuki 1000 -	5	11:24.908	2.683	0.538	78.02	2:13.326	5
4	29	U	4 Cecil DINSMORE	Suzuki GSXR 1000 - KnC Motorsport	5	11:25.058	2.833	0.150	78.00	2:14.972	4
5	52	E	1 Barry MANTELL	Honda 929 FIREBLADE - Swedish car connection	5	11:27.985	5.760	2.927	77.67	2:13.866	5
6	5	U	5 Stacey KILLWORTH	Suzuki GSXR 1000 - Greenplant/Everns	5	11:34.591	12.366	6.606	76.93	2:16.871	5
7	41	E	2 David ABRAHAM	Yamaha R1 - Cambridge Motorcycles	5	11:35.248	13.023	0.657	76.86	2:16.971	5
8	78	U	6 Jamie THOMAS	Suzuki GSXR 1000 - Team RubyRacing DART Moto	5	11:39.879	17.654	4.631	76.35	2:14.747	3
9	45	U	7 Chad HASHMI	Suzuki GSXR1000 -	5	11:44.466	22.241	4.587	75.85	2:16.187	5
10	63	U	8 Matthew WREN	Suzuki GSXR - TBR performance	5	11:44.973	22.748	0.507	75.80	2:16.606	5
11	102	U	9 James FEARN	Suzuki GSXR1000 - Mark Wilby plumbing	5	11:45.057	22.832	0.084	75.79	2:15.878	3
12	117	E	3 Raymond STAGG	Suzuki GSXR 750 -	5	11:45.469	23.244	0.412	75.75	2:19.364	5
13	23	U	10 Justin ROSE	Yamaha R1 -	5	11:47.070	24.845	1.601	75.58	2:17.500	3
14	40	U	11 Malcolm BATE	Suzuki GSXR1000 - Hartjay	5	11:52.227	30.002	5.157	75.03	2:17.045	4
15	82	U	12 Matt HINNELLS	Yamaha R1 - BD Racing	5	11:56.676	34.451	4.449	74.56	2:19.002	5
16	20	U	13 Connor SWYER	SUZUKI GSXR 1000 K6 - WSC Performance & lleithy	5	12:00.848	38.623	4.172	74.13	2:19.295	5
17	17	U	14 Jordan KILLWORTH	Kawasaki ZX10R - BK Racing / Rabbit	5	12:01.889	39.664	1.041	74.02	2:19.845	4
18	165	U	15 Richard BUTT	Suzuki GSXR1000 - Michelle Harvey	5	12:05.815	43.590	3.926	73.62	2:22.135	5
19	6	E	4 Andrew FIRTH	Yamaha YZF-R1 - LTRmotorcycles.co.uk / Palmer R	5	12:05.886	43.661	0.071	73.62	2:21.102	5
20	21	U	16 Danny BRENNAN	Suzuki GSXR 1000 -	5	12:06.033	43.808	0.147	73.60	2:21.191	3
21	58	U	17 Michael ALLEN	Kawasaki ZX10R -	5	12:12.006	49.781	5.973	73.00	2:21.503	5
22	212	ER	1 Martin BRADER	Aprilia RSVR - Infinity PM	5	12:36.402	1:14.177	24.396	70.65	2:24.390	5
23	4	U	18 Hayden KILLWORTH	Kawasaki ZX10R - A&S Killworth / H11xy	5	12:40.478	1:18.253	4.076	70.27	2:27.784	5
24	96	U	19 Pete SCOTT	Suzuki GSXR1000K5 - South Hill MOT Centre	5	12:49.951	1:27.726	9.473	69.40	2:26.552	5
25	744	ER	2 Gary ANDERSON	Honda 954RR - A&M MOT Services. Guildford	5	13:11.316	1:49.091	21.365	67.53	2:29.261	4
26	46	U	20 Simon GATES	Yamaha YZF R1 - T.A Roden LTD / Canine Plus Hyc	5	13:16.989	1:54.764	5.673	67.05	2:35.034	5
27	910	U	21 Michael JARVIS	Suzuki GSXR 1000 -	5	13:17.321	1:55.096	0.332	67.02	2:34.129	4
28	211	ER	3 Ben HYLAND	Suzuki GSXR 750 - meltedsliders	5	13:43.870	2:21.645	26.549	64.86	2:39.570	5
29	888	U	22 Paul FAGG	Yamaha R1 4C8 - -OnlyFans-	5	13:55.587	2:33.362	11.717	63.95	2:41.891	4

NOT CLASSIFIED

DNF 24 U Mark REYNOLDS Yamaha R1 4C8 - 0

NOT STARTED

NS 129 E Derek CRIPPS Yamaha R1 - Team FBR

FASTEST LAP

800	U	Morgan CREASEY	Suzuki GSXR 1000 K7 - Warics Ltd	5	2:13.206	80.23 mph	129.12 kph
52	E	Barry MANTELL	Honda 929 FIREBLADE - Swedish car connection	5	2:13.866	79.84 mph	128.49 kph
212	ER	Martin BRADER	Aprilia RSVR - Infinity PM	5	2:24.390	74.02 mph	119.12 kph

Class U - 92.5% of Race Speed = 72.45 mph  
 Class E - 92.5% of Race Speed = 71.84 mph  
 Class E R - 92.5% of Race Speed = 65.35 mph

Weather / Track : Cloudy / Damp

These results are provisional until the conclusion of any judicial and technical matters.

Race Distance: 5 Laps / 14.84 miles

Snetterton 300: 2.9689 miles

Date: 07/05/2023 Start: 09:50 Finish: 10:01

Clerk Of Course :	Stewards :	Timekeeper : Richard Evans
-------------------	------------	----------------------------

Results can be found at [www.tsl-timing.com](http://www.tsl-timing.com)

Printed - 10:04 Sunday, 07 May 2023





# BMCRC - MRO Championships 2023 - Rnd 3 @ Snetterton

## BMCRC Thunderbike Ultra & Extreme

### RACE 19 - LAP CHART

LAP 1 @ 09:52:30.819			LAP 3 @ 09:57:02.919			LAP 5 @ 10:01:32.408		
NO	BEHIND	LAP TIME	NO	BEHIND	LAP TIME	NO	BEHIND	LAP TIME
29		2:20.636	19		2:14.134	19		2:14.409
19	1.798	2:22.434	29	0.954	2:16.015	800	2.145	2:13.206
5	3.587	2:24.223	800	4.509	2:14.555	169	2.683	2:13.326
41	4.158	2:24.794	78	5.019	2:14.747	29	2.833	2:16.396
800	4.453	2:25.089	169	5.406	2:14.611	52	5.760	2:13.866
78	4.659	2:25.295	52	6.833	2:15.371	5	12.366	2:16.871
169	5.139	2:25.775	5	7.540	2:17.060	41	13.023	2:16.971
52	5.227	2:25.863	41	8.102	2:16.978	78	17.654	2:16.387
117	5.891	2:26.527	117	13.389	2:19.529	45	22.241	2:16.187
165	10.729	2:31.365	23	15.874	2:17.500	63	22.748	2:16.606
45	11.085	2:31.721	63	17.794	2:18.267	102	22.832	2:16.612
23	11.276	2:31.912	45	17.882	2:19.744	117	23.244	2:19.364
63	11.461	2:32.097	102	19.521	2:15.878	23	24.845	2:20.026
17	12.731	2:33.367	40	25.178	2:20.388	40	30.002	2:17.268
102	14.660	2:35.296	82	25.828	2:21.379	82	34.451	2:19.002
82	14.781	2:35.417	17	27.709	2:22.629	20	38.623	2:19.295
6	15.031	2:35.667	165	28.065	2:24.507	17	39.664	2:21.599
20	15.272	2:35.908	20	28.372	2:22.397	165	43.590	2:22.135
40	15.809	2:36.445	21	28.612	2:21.191	6	43.661	2:21.102
21	16.464	2:37.100	6	30.602	2:22.926	21	43.808	2:21.473
58	16.643	2:37.279	58	34.846	2:24.152	58	49.781	2:21.503
744	21.222	2:41.858	212	51.522	2:30.224	212	1:14.177	2:24.390
212	22.123	2:42.759	4	51.951	2:29.562	4	1:18.253	2:27.784
4	22.546	2:43.182	96	1:00.036	2:38.937	96	1:27.726	2:26.552
96	22.654	2:43.290	46	1:13.527	2:37.222	744	1:49.091	2:29.775
46	29.649	2:50.285	910	1:15.597	2:36.057	46	1:54.764	2:35.034
888	32.700	2:53.336	744	1:19.544	2:29.781	910	1:55.096	2:34.859
910	32.995	2:53.631	211	1:30.613	2:43.200	211	2:21.645	2:39.570
211	34.615	2:55.251	888	1:36.322	2:46.784	888	2:33.362	2:44.638

LAP 2 @ 09:54:47.858			LAP 4 @ 09:59:17.999		
NO	BEHIND	LAP TIME	NO	BEHIND	LAP TIME
29		2:17.039	19		2:15.080
19	0.927	2:16.168	29	0.846	2:14.972
800	5.015	2:17.601	800	3.348	2:13.919
78	5.333	2:17.713	169	3.766	2:13.440
5	5.541	2:18.993	52	6.303	2:14.550
169	5.856	2:17.756	5	9.904	2:17.444
41	6.185	2:19.066	41	10.461	2:17.439
52	6.523	2:18.335	78	15.676	2:25.737
117	8.921	2:20.069	117	18.289	2:19.980
45	13.199	2:19.153	23	19.228	2:18.434
23	13.435	2:19.198	45	20.463	2:17.661
63	14.588	2:20.166	63	20.551	2:17.837
165	18.619	2:24.929	102	20.629	2:16.188
102	18.704	2:21.083	40	27.143	2:17.045
82	19.510	2:21.768	82	29.858	2:19.110
40	19.851	2:21.081	17	32.474	2:19.845
17	20.141	2:24.449	20	33.737	2:20.445
20	21.036	2:22.803	165	35.864	2:22.879
21	22.482	2:23.057	21	36.744	2:23.212
6	22.737	2:24.745	6	36.968	2:21.446
58	25.755	2:26.151	58	42.687	2:22.921
96	36.160	2:30.545	212	1:04.196	2:27.754
212	36.359	2:31.275	4	1:04.878	2:28.007
4	37.450	2:31.943	96	1:15.583	2:30.627
46	51.366	2:38.756	744	1:33.725	2:29.261
910	54.601	2:38.645	46	1:34.139	2:35.692
211	1:02.474	2:44.898	910	1:34.646	2:34.129
888	1:04.599	2:48.938	211	1:56.484	2:40.951
744	1:04.824	3:00.641	888	2:03.133	2:41.891

# BMCRC - MRO Championships 2023 - Rnd 3 @ Snetterton

## BMCRC Thunderbike Ultra & Extreme

### RACE 19 - POSITION CHART

No	Name	Lap Pos	Lap				
			1	2	3	4	5
29	DINSMORE	1	29	29	19	19	19
5	KILLWORTH	2	19	19	29	29	800
78	THOMAS	3	5	800	800	800	169
41	ABRAHAM	4	41	78	78	169	29
117	STAGG	5	800	5	169	52	52
169	SMITH	6	78	169	52	5	5
19	DONOVAN	7	169	41	5	41	41
165	BUTT	8	52	52	41	78	78
52	MANTELL	9	117	117	117	117	45
23	ROSE	10	165	45	23	23	63
63	WREN	11	45	23	63	45	102
17	KILLWORTH	12	23	63	45	63	117
24	REYNOLDS	13	63	165	102	102	23
21	BRENNAN	14	17	102	40	40	40
6	FIRTH	15	102	82	82	82	82
212	BRADER	16	82	40	17	17	20
20	SWYER	17	6	17	165	20	17
800	CREASEY	18	20	20	20	165	165
4	KILLWORTH	19	40	21	21	21	6
910	JARVIS	20	21	6	6	6	21
96	SCOTT	21	58	58	58	58	58
129	CRIPPS	22	744	96	212	212	212
744	ANDERSON	23	212	212	4	4	4
888	FAGG	24	4	4	96	96	96
46	GATES	25	96	46	46	744	744
58	ALLEN	26	46	910	910	46	46
82	HINNELLS	27	888	211	744	910	910
40	BATE	28	910	888	211	211	211
211	HYLAND	29	211	744	888	888	888
102	FEARN	30					
45	HASHMI	31					

# BMCRC - MRO Championships 2023 - Rnd 3 @ Snetterton

## BMCRC Thunderbike Ultra & Extreme

### RACE 19 - SECTOR ANALYSIS



SECTOR 1 = FL to I1, SECTOR 2 = I1 to FL, DIFF = Difference To Personal Best Lap, P = Crossed Finish Line in Pit Lane, D = Time Disallowed

P1 19 U		Tyler DONOVAN		Kawasaki ZX10R - Tinder Corp			
IDEAL LAP TIME : 2:13.749		BEST LAP TIME : 2:14.134		DIFFERENCE : 0.385			
LAP	SECTOR 1	SECTOR 2	LAP TIME	MPH	DIFF	TIME OF DAY	
1 -		46.368	2:22.434	75.03	8.300	09:52:32.617	
2 -	1:30.533	45.635	2:16.168	78.49	2.034	09:54:48.785	
3 -	1:29.161	<b>44.973</b>	<b>2:14.134 (1)</b>	<b>79.68</b>		<b>09:57:02.919</b>	
4 -	1:29.426	45.654	2:15.080 (3)	79.12	0.946	09:59:17.999	
5 -	<b>1:28.776</b>	45.633	2:14.409 (2)	79.51	0.275	10:01:32.408	

P2 800 U		Morgan CREASEY		Suzuki GSXR 1000 K7 - Warics Ltd			
IDEAL LAP TIME : 2:13.206		BEST LAP TIME : 2:13.206		DIFFERENCE : 0.000			
LAP	SECTOR 1	SECTOR 2	LAP TIME	MPH	DIFF	TIME OF DAY	
1 -		47.210	2:25.089	73.66	11.883	09:52:35.272	
2 -	1:31.188	46.413	2:17.601	77.67	4.395	09:54:52.873	
3 -	1:28.988	45.567	2:14.555 (3)	79.43	1.349	09:57:07.428	
4 -	1:28.509	45.410	2:13.919 (2)	79.81	0.713	09:59:21.347	
5 -	<b>1:28.246</b>	<b>44.960</b>	<b>2:13.206 (1)</b>	<b>80.23</b>		<b>10:01:34.553</b>	

P3 169 U		Cory SMITH		Suzuki 1000 -			
IDEAL LAP TIME : 2:13.017		BEST LAP TIME : 2:13.326		DIFFERENCE : 0.309			
LAP	SECTOR 1	SECTOR 2	LAP TIME	MPH	DIFF	TIME OF DAY	
1 -		46.942	2:25.775	73.31	12.449	09:52:35.958	
2 -	1:31.464	46.292	2:17.756	77.58	4.430	09:54:53.714	
3 -	1:29.233	45.378	2:14.611 (3)	79.39	1.285	09:57:08.325	
4 -	<b>1:28.344</b>	45.096	2:13.440 (2)	80.09	0.114	09:59:21.765	
5 -	1:28.653	<b>44.673</b>	<b>2:13.326 (1)</b>	<b>80.16</b>		<b>10:01:35.091</b>	

P4 29 U		Cecil DINSMORE		Suzuki GSXR 1000 - KnC Motorsport			
IDEAL LAP TIME : 2:14.972		BEST LAP TIME : 2:14.972		DIFFERENCE : 0.000			
LAP	SECTOR 1	SECTOR 2	LAP TIME	MPH	DIFF	TIME OF DAY	
1 -		45.944	2:20.636	75.99	5.664	09:52:30.819	
2 -	1:30.759	46.280	2:17.039	77.99	2.067	09:54:47.858	
3 -	1:30.259	45.756	2:16.015 (2)	78.58	1.043	09:57:03.873	
4 -	<b>1:30.046</b>	<b>44.926</b>	<b>2:14.972 (1)</b>	<b>79.18</b>		<b>09:59:18.845</b>	
5 -	1:30.927	45.469	2:16.396 (3)	78.36	1.424	10:01:35.241	

P5 52 E		Barry MANTELL		Honda 929 FIREBLADE - Swedish car connection			
IDEAL LAP TIME : 2:13.866		BEST LAP TIME : 2:13.866		DIFFERENCE : 0.000			
LAP	SECTOR 1	SECTOR 2	LAP TIME	MPH	DIFF	TIME OF DAY	
1 -		46.726	2:25.863	73.27	11.997	09:52:36.046	
2 -	1:31.976	46.359	2:18.335	77.26	4.469	09:54:54.381	
3 -	1:30.279	45.092	2:15.371 (3)	78.95	1.505	09:57:09.752	
4 -	1:29.492	45.058	2:14.550 (2)	79.43	0.684	09:59:24.302	
5 -	<b>1:29.109</b>	<b>44.757</b>	<b>2:13.866 (1)</b>	<b>79.84</b>		<b>10:01:38.168</b>	

P6 5 U		Stacey KILLWORTH		Suzuki GSXR 1000 - Greenplant/Everns			
IDEAL LAP TIME : 2:16.871		BEST LAP TIME : 2:16.871		DIFFERENCE : 0.000			
LAP	SECTOR 1	SECTOR 2	LAP TIME	MPH	DIFF	TIME OF DAY	
1 -		47.214	2:24.223	74.10	7.352	09:52:34.406	
2 -	1:32.069	46.924	2:18.993	76.89	2.122	09:54:53.399	
3 -	1:30.825	46.235	2:17.060 (2)	77.98	0.189	09:57:10.459	
4 -	1:30.864	46.580	2:17.444 (3)	77.76	0.573	09:59:27.903	
5 -	<b>1:30.662</b>	<b>46.209</b>	<b>2:16.871 (1)</b>	<b>78.08</b>		<b>10:01:44.774</b>	

# BMCRC - MRO Championships 2023 - Rnd 3 @ Snetterton

## BMCRC Thunderbike Ultra & Extreme

### RACE 19 - SECTOR ANALYSIS



SECTOR 1 = FL to I1, SECTOR 2 = I1 to FL, DIFF = Difference To Personal Best Lap, P = Crossed Finish Line in Pit Lane, D = Time Disallowed

P7 41 E		David ABRAHAM		Yamaha R1 - Cambridge Motorcycles			
IDEAL LAP TIME : 2:16.763		BEST LAP TIME : 2:16.971		DIFFERENCE : 0.208			
LAP	SECTOR 1	SECTOR 2	LAP TIME	MPH	DIFF	TIME OF DAY	
1 -		47.282	2:24.794	73.81	7.823	09:52:34.977	
2 -	1:32.547	46.519	2:19.066	76.85	2.095	09:54:54.043	
3 -	1:31.049	<b>45.929</b>	2:16.978 (2)	78.02	0.007	09:57:11.021	
4 -	1:31.071	46.368	2:17.439 (3)	77.76	0.468	09:59:28.460	
5 -	<b>1:30.834</b>	46.137	<b>2:16.971 (1)</b>	<b>78.03</b>		<b>10:01:45.431</b>	

P8 78 U		Jamie THOMAS		Suzuki GSXR 1000 - Team RubyRacing DART Motorsport			
IDEAL LAP TIME : 2:14.747		BEST LAP TIME : 2:14.747		DIFFERENCE : 0.000			
LAP	SECTOR 1	SECTOR 2	LAP TIME	MPH	DIFF	TIME OF DAY	
1 -		47.522	2:25.295	73.56	10.548	09:52:35.478	
2 -	1:31.131	46.582	2:17.713 (3)	77.61	2.966	09:54:53.191	
3 -	<b>1:29.457</b>	<b>45.290</b>	<b>2:14.747 (1)</b>	<b>79.31</b>		<b>09:57:07.938</b>	
4 -	1:39.634	46.103	2:25.737	73.33	10.990	09:59:33.675	
5 -	1:30.320	46.067	2:16.387 (2)	78.36	1.640	10:01:50.062	

P9 45 U		Chad HASHMI		Suzuki GSXR1000 -			
IDEAL LAP TIME : 2:16.187		BEST LAP TIME : 2:16.187		DIFFERENCE : 0.000			
LAP	SECTOR 1	SECTOR 2	LAP TIME	MPH	DIFF	TIME OF DAY	
1 -		47.806	2:31.721	70.44	15.534	09:52:41.904	
2 -	1:32.469	46.684	2:19.153 (3)	76.80	2.966	09:55:01.057	
3 -	1:32.822	46.922	2:19.744	76.48	3.557	09:57:20.801	
4 -	1:31.428	46.233	2:17.661 (2)	77.64	1.474	09:59:38.462	
5 -	<b>1:30.450</b>	<b>45.737</b>	<b>2:16.187 (1)</b>	<b>78.48</b>		<b>10:01:54.649</b>	

P10 63 U		Matthew WREN		Suzuki GSXR - TBR performance			
IDEAL LAP TIME : 2:16.606		BEST LAP TIME : 2:16.606		DIFFERENCE : 0.000			
LAP	SECTOR 1	SECTOR 2	LAP TIME	MPH	DIFF	TIME OF DAY	
1 -		47.834	2:32.097	70.27	15.491	09:52:42.280	
2 -	1:33.789	46.377	2:20.166	76.25	3.560	09:55:02.446	
3 -	1:31.419	46.848	2:18.267 (3)	77.30	1.661	09:57:20.713	
4 -	1:31.858	45.979	2:17.837 (2)	77.54	1.231	09:59:38.550	
5 -	<b>1:31.401</b>	<b>45.205</b>	<b>2:16.606 (1)</b>	<b>78.24</b>		<b>10:01:55.156</b>	

P11 102 U		James FEARN		Suzuki GSXR1000 - Mark Wilby plumbing			
IDEAL LAP TIME : 2:15.736		BEST LAP TIME : 2:15.878		DIFFERENCE : 0.142			
LAP	SECTOR 1	SECTOR 2	LAP TIME	MPH	DIFF	TIME OF DAY	
1 -		48.969	2:35.296	68.82	19.418	09:52:45.479	
2 -	1:33.528	47.555	2:21.083	75.75	5.205	09:55:06.562	
3 -	<b>1:30.637</b>	45.241	<b>2:15.878 (1)</b>	<b>78.65</b>		<b>09:57:22.440</b>	
4 -	1:31.089	<b>45.099</b>	2:16.188 (2)	78.48	0.310	09:59:38.628	
5 -	1:31.413	45.199	2:16.612 (3)	78.23	0.734	10:01:55.240	

P12 117 E		Raymond STAGG		Suzuki GSXR 750 -			
IDEAL LAP TIME : 2:18.627		BEST LAP TIME : 2:19.364		DIFFERENCE : 0.737			
LAP	SECTOR 1	SECTOR 2	LAP TIME	MPH	DIFF	TIME OF DAY	
1 -		<b>46.645</b>	2:26.527	72.94	7.163	09:52:36.710	
2 -	1:33.014	47.055	2:20.069	76.30	0.705	09:54:56.779	
3 -	1:32.439	47.090	2:19.529 (2)	76.60	0.165	09:57:16.308	
4 -	1:32.715	47.265	2:19.980 (3)	76.35	0.616	09:59:36.288	
5 -	<b>1:31.982</b>	47.382	<b>2:19.364 (1)</b>	<b>76.69</b>		<b>10:01:55.652</b>	

# BMCRC - MRO Championships 2023 - Rnd 3 @ Snetterton

## BMCRC Thunderbike Ultra & Extreme

### RACE 19 - SECTOR ANALYSIS



SECTOR 1 = FL to I1, SECTOR 2 = I1 to FL, DIFF = Difference To Personal Best Lap, P = Crossed Finish Line in Pit Lane, D = Time Disallowed

P13 23 U Justin ROSE		Yamaha R1 -				
IDEAL LAP TIME : 2:16.917		BEST LAP TIME : 2:17.500		DIFFERENCE : 0.583		
LAP	SECTOR 1	SECTOR 2	LAP TIME	MPH	DIFF	TIME OF DAY
1 -		48.136	2:31.912	70.35	14.412	09:52:42.095
2 -	1:33.668	45.530	2:19.198 (3)	76.78	1.698	09:55:01.293
3 -	1:32.111	<b>45.389</b>	<b>2:17.500 (1)</b>	<b>77.73</b>		<b>09:57:18.793</b>
4 -	<b>1:31.528</b>	46.906	2:18.434 (2)	77.20	0.934	09:59:37.227
5 -	1:33.544	46.482	2:20.026	76.32	2.526	10:01:57.253

P14 40 U Malcolm BATE		Suzuki GSXR1000 - Hartjay				
IDEAL LAP TIME : 2:16.644		BEST LAP TIME : 2:17.045		DIFFERENCE : 0.401		
LAP	SECTOR 1	SECTOR 2	LAP TIME	MPH	DIFF	TIME OF DAY
1 -		48.704	2:36.445	68.31	19.400	09:52:46.628
2 -	1:34.112	46.969	2:21.081	75.75	4.036	09:55:07.709
3 -	1:34.475	45.913	2:20.388 (3)	76.13	3.343	09:57:28.097
4 -	<b>1:31.059</b>	45.986	<b>2:17.045 (1)</b>	<b>77.98</b>		<b>09:59:45.142</b>
5 -	1:31.683	<b>45.585</b>	2:17.268 (2)	77.86	0.223	10:02:02.410

P15 82 U Matt HINNELLS		Yamaha R1 - BD Racing				
IDEAL LAP TIME : 2:18.955		BEST LAP TIME : 2:19.002		DIFFERENCE : 0.047		
LAP	SECTOR 1	SECTOR 2	LAP TIME	MPH	DIFF	TIME OF DAY
1 -		48.673	2:35.417	68.77	16.415	09:52:45.600
2 -	1:34.589	47.179	2:21.768	75.39	2.766	09:55:07.368
3 -	1:34.761	46.618	2:21.379 (3)	75.59	2.377	09:57:28.747
4 -	1:32.930	<b>46.180</b>	2:19.110 (2)	76.83	0.108	09:59:47.857
5 -	<b>1:32.775</b>	46.227	<b>2:19.002 (1)</b>	<b>76.89</b>		<b>10:02:06.859</b>

P16 20 U Connor SWYER		SUZUKI GSXR 1000 K6 - WSC Performace & lleithyr farm & dac				
IDEAL LAP TIME : 2:18.295		BEST LAP TIME : 2:19.295		DIFFERENCE : 1.000		
LAP	SECTOR 1	SECTOR 2	LAP TIME	MPH	DIFF	TIME OF DAY
1 -		48.376	2:35.908	68.55	16.613	09:52:46.091
2 -	1:35.848	46.955	2:22.803	74.84	3.508	09:55:08.894
3 -	1:34.226	48.171	2:22.397 (3)	75.05	3.102	09:57:31.291
4 -	1:34.675	<b>45.770</b>	2:20.445 (2)	76.10	1.150	09:59:51.736
5 -	<b>1:32.525</b>	46.770	<b>2:19.295 (1)</b>	<b>76.72</b>		<b>10:02:11.031</b>

P17 17 U Jordan KILLWORTH		Kawasaki ZX10R - BK Racing / Rabbit				
IDEAL LAP TIME : 2:19.845		BEST LAP TIME : 2:19.845		DIFFERENCE : 0.000		
LAP	SECTOR 1	SECTOR 2	LAP TIME	MPH	DIFF	TIME OF DAY
1 -		47.820	2:33.367	69.68	13.522	09:52:43.550
2 -	1:36.302	48.147	2:24.449	73.99	4.604	09:55:07.999
3 -	1:34.861	47.768	2:22.629 (3)	74.93	2.784	09:57:30.628
4 -	<b>1:32.977</b>	<b>46.868</b>	<b>2:19.845 (1)</b>	<b>76.42</b>		<b>09:59:50.473</b>
5 -	1:33.542	48.057	2:21.599 (2)	75.48	1.754	10:02:12.072

P18 165 U Richard BUTT		Suzuki GSXR1000 - Michelle Harvey				
IDEAL LAP TIME : 2:21.868		BEST LAP TIME : 2:22.135		DIFFERENCE : 0.267		
LAP	SECTOR 1	SECTOR 2	LAP TIME	MPH	DIFF	TIME OF DAY
1 -		47.933	2:31.365	70.61	9.230	09:52:41.548
2 -	1:36.391	48.538	2:24.929	73.74	2.794	09:55:06.477
3 -	1:36.270	48.237	2:24.507 (3)	73.96	2.372	09:57:30.984
4 -	1:35.134	<b>47.745</b>	2:22.879 (2)	74.80	0.744	09:59:53.863
5 -	<b>1:34.123</b>	48.012	<b>2:22.135 (1)</b>	<b>75.19</b>		<b>10:02:15.998</b>

# BMCRC - MRO Championships 2023 - Rnd 3 @ Snetterton

## BMCRC Thunderbike Ultra & Extreme

### RACE 19 - SECTOR ANALYSIS



SECTOR 1 = FL to I1, SECTOR 2 = I1 to FL, DIFF = Difference To Personal Best Lap, P = Crossed Finish Line in Pit Lane, D = Time Disallowed

P19		6 E		Andrew FIRTH		Yamaha YZF-R1 - LTRmotorcycles.co.uk / Palmer Race Skool /	
IDEAL LAP TIME : 2:21.102		BEST LAP TIME : 2:21.102		DIFFERENCE : 0.000			
LAP	SECTOR 1	SECTOR 2	LAP TIME	MPH	DIFF	TIME OF DAY	
1 -		49.337	2:35.667	68.65	14.565	09:52:45.850	
2 -	1:36.391	48.354	2:24.745	73.84	3.643	09:55:10.595	
3 -	1:34.962	47.964	2:22.926 (3)	74.78	1.824	09:57:33.521	
4 -	1:33.681	47.765	2:21.446 (2)	75.56	0.344	09:59:54.967	
5 -	<b>1:33.375</b>	<b>47.727</b>	<b>2:21.102 (1)</b>	<b>75.74</b>		<b>10:02:16.069</b>	

P20		21 U		Danny BRENNAN		Suzuki GSXR 1000 -	
IDEAL LAP TIME : 2:21.062		BEST LAP TIME : 2:21.191		DIFFERENCE : 0.129			
LAP	SECTOR 1	SECTOR 2	LAP TIME	MPH	DIFF	TIME OF DAY	
1 -		48.952	2:37.100	68.03	15.909	09:52:47.283	
2 -	1:35.001	48.056	2:23.057 (3)	74.71	1.866	09:55:10.340	
3 -	<b>1:33.318</b>	47.873	<b>2:21.191 (1)</b>	<b>75.69</b>		<b>09:57:31.531</b>	
4 -	1:35.044	48.168	2:23.212	74.63	2.021	09:59:54.743	
5 -	1:33.729	<b>47.744</b>	2:21.473 (2)	75.54	0.282	10:02:16.216	

P21		58 U		Michael ALLEN		Kawasaki ZX10R -	
IDEAL LAP TIME : 2:21.503		BEST LAP TIME : 2:21.503		DIFFERENCE : 0.000			
LAP	SECTOR 1	SECTOR 2	LAP TIME	MPH	DIFF	TIME OF DAY	
1 -		50.432	2:37.279	67.95	15.776	09:52:47.462	
2 -	1:37.372	48.779	2:26.151	73.13	4.648	09:55:13.613	
3 -	1:35.771	48.381	2:24.152 (3)	74.14	2.649	09:57:37.765	
4 -	1:35.091	47.830	2:22.921 (2)	74.78	1.418	10:00:00.686	
5 -	<b>1:34.012</b>	<b>47.491</b>	<b>2:21.503 (1)</b>	<b>75.53</b>		<b>10:02:22.189</b>	

P22		212 E R		Martin BRADER		Aprilia RSVR - Infinity PM	
IDEAL LAP TIME : 2:24.390		BEST LAP TIME : 2:24.390		DIFFERENCE : 0.000			
LAP	SECTOR 1	SECTOR 2	LAP TIME	MPH	DIFF	TIME OF DAY	
1 -		51.029	2:42.759	65.66	18.369	09:52:52.942	
2 -	1:40.954	50.321	2:31.275	70.65	6.885	09:55:24.217	
3 -	1:39.746	50.478	2:30.224 (3)	71.14	5.834	09:57:54.441	
4 -	1:39.540	48.214	2:27.754 (2)	72.33	3.364	10:00:22.195	
5 -	<b>1:36.333</b>	<b>48.057</b>	<b>2:24.390 (1)</b>	<b>74.02</b>		<b>10:02:46.585</b>	

P23		4 U		Hayden KILLWORTH		Kawasaki ZX10R - A&S Killworth / H11xy	
IDEAL LAP TIME : 2:27.583		BEST LAP TIME : 2:27.784		DIFFERENCE : 0.201			
LAP	SECTOR 1	SECTOR 2	LAP TIME	MPH	DIFF	TIME OF DAY	
1 -		51.890	2:43.182	65.49	15.398	09:52:53.365	
2 -	1:41.765	50.178	2:31.943	70.34	4.159	09:55:25.308	
3 -	1:39.488	50.074	2:29.562 (3)	71.46	1.778	09:57:54.870	
4 -	<b>1:38.397</b>	49.610	2:28.007 (2)	72.21	0.223	10:00:22.877	
5 -	1:38.598	<b>49.186</b>	<b>2:27.784 (1)</b>	<b>72.32</b>		<b>10:02:50.661</b>	

P24		96 U		Pete SCOTT		Suzuki GSXR1000K5 - South Hill MOT Centre	
IDEAL LAP TIME : 2:24.729		BEST LAP TIME : 2:26.552		DIFFERENCE : 1.823			
LAP	SECTOR 1	SECTOR 2	LAP TIME	MPH	DIFF	TIME OF DAY	
1 -		51.326	2:43.290	65.45	16.738	09:52:53.473	
2 -	1:41.093	49.452	2:30.545 (2)	70.99	3.993	09:55:24.018	
3 -	<b>1:35.872</b>	1:03.065	2:38.937	67.24	12.385	09:58:02.955	
4 -	1:40.238	50.389	2:30.627 (3)	70.95	4.075	10:00:33.582	
5 -	1:37.695	<b>48.857</b>	<b>2:26.552 (1)</b>	<b>72.93</b>		<b>10:03:00.134</b>	

# BMCRC - MRO Championships 2023 - Rnd 3 @ Snetterton

## BMCRC Thunderbike Ultra & Extreme

### RACE 19 - SECTOR ANALYSIS



SECTOR 1 = FL to I1, SECTOR 2 = I1 to FL, DIFF = Difference To Personal Best Lap, P = Crossed Finish Line in Pit Lane, D = Time Disallowed

<b>P25</b>	<b>744 E R</b>	<b>Gary ANDERSON</b>	Honda 954RR - A&M MOT Services. Guildford			
IDEAL LAP TIME : 2:28.501		BEST LAP TIME : 2:29.261		DIFFERENCE : 0.760		

LAP	SECTOR 1	SECTOR 2	LAP TIME	MPH	DIFF	TIME OF DAY
1 -		49.915	2:41.858	66.03	12.597	09:52:52.041
2 -	2:07.969	52.672	3:00.641	59.16	31.380	09:55:52.682
3 -	1:40.457	<b>49.324</b>	2:29.781 (3)	71.35	0.520	09:58:22.463
4 -	<b>1:39.177</b>	50.084	<b>2:29.261 (1)</b>	<b>71.60</b>		<b>10:00:51.724</b>
5 -	1:39.410	50.365	2:29.775 (2)	71.36	0.514	10:03:21.499

<b>P26</b>	<b>46 U</b>	<b>Simon GATES</b>	Yamaha YZF R1 - T.A Roden LTD / Canine Plus Hydro			
IDEAL LAP TIME : 2:34.799		BEST LAP TIME : 2:35.034		DIFFERENCE : 0.235		

LAP	SECTOR 1	SECTOR 2	LAP TIME	MPH	DIFF	TIME OF DAY
1 -		54.698	2:50.285	62.76	15.251	09:53:00.468
2 -	1:45.350	53.406	2:38.756	67.32	3.722	09:55:39.224
3 -	1:44.936	<b>52.286</b>	2:37.222 (3)	67.98	2.188	09:58:16.446
4 -	1:42.772	52.920	2:35.692 (2)	68.64	0.658	10:00:52.138
5 -	<b>1:42.513</b>	52.521	<b>2:35.034 (1)</b>	<b>68.94</b>		<b>10:03:27.172</b>

<b>P27</b>	<b>910 U</b>	<b>Michael JARVIS</b>	Suzuki GSXR 1000 -			
IDEAL LAP TIME : 2:34.129		BEST LAP TIME : 2:34.129		DIFFERENCE : 0.000		

LAP	SECTOR 1	SECTOR 2	LAP TIME	MPH	DIFF	TIME OF DAY
1 -		54.062	2:53.631	61.55	19.502	09:53:03.814
2 -	1:46.054	52.591	2:38.645	67.37	4.516	09:55:42.459
3 -	1:44.079	51.978	2:36.057 (3)	68.48	1.928	09:58:18.516
4 -	<b>1:42.286</b>	<b>51.843</b>	<b>2:34.129 (1)</b>	<b>69.34</b>		<b>10:00:52.645</b>
5 -	1:42.953	51.906	2:34.859 (2)	69.01	0.730	10:03:27.504

<b>P28</b>	<b>211 E R</b>	<b>Ben HYLAND</b>	Suzuki GSXR 750 - meltedsliders			
IDEAL LAP TIME : 2:39.570		BEST LAP TIME : 2:39.570		DIFFERENCE : 0.000		

LAP	SECTOR 1	SECTOR 2	LAP TIME	MPH	DIFF	TIME OF DAY
1 -		55.026	2:55.251	60.98	15.681	09:53:05.434
2 -	1:50.561	54.337	2:44.898	64.81	5.328	09:55:50.332
3 -	1:48.497	54.703	2:43.200 (3)	65.49	3.630	09:58:33.532
4 -	1:47.252	53.699	2:40.951 (2)	66.40	1.381	10:01:14.483
5 -	<b>1:47.147</b>	<b>52.423</b>	<b>2:39.570 (1)</b>	<b>66.98</b>		<b>10:03:54.053</b>

<b>P29</b>	<b>888 U</b>	<b>Paul FAGG</b>	Yamaha R1 4C8 - -OnlyFans-			
IDEAL LAP TIME : 2:41.891		BEST LAP TIME : 2:41.891		DIFFERENCE : 0.000		

LAP	SECTOR 1	SECTOR 2	LAP TIME	MPH	DIFF	TIME OF DAY
1 -		54.804	2:53.336	61.66	11.445	09:53:03.519
2 -	1:52.572	56.366	2:48.938	63.26	7.047	09:55:52.457
3 -	1:51.470	55.314	2:46.784 (3)	64.08	4.893	09:58:39.241
4 -	<b>1:48.793</b>	<b>53.098</b>	<b>2:41.891 (1)</b>	<b>66.02</b>		<b>10:01:21.132</b>
5 -	1:50.156	54.482	2:44.638 (2)	64.91	2.747	10:04:05.770

# BMCRC - MRO Championships 2023 - Rnd 3 @ Snetterton

## BMCRC Thunderbike Ultra & Extreme

### RACE 19 - BEST SECTORS

SECTOR 1			SECTOR 2			IDEAL / BEST COMPARISON						
POS	NO	NAME	TIME	NO	NAME	TIME	POS	NO	NAME	IDEAL	BEST	DIFF
									<b>PERFECT LAP</b>	<b>2:12.919</b>		
1	800	CREASEY	1:28.246	169	SMITH	44.673	1	169	SMITH	2:13.017	2:13.326	0.309
2	169	SMITH	1:28.344	52	MANTELL	44.757	2	800	CREASEY	2:13.206	2:13.206	0.000
3	19	DONOVAN	1:28.776	29	DINSMORE	44.926	3	19	DONOVAN	2:13.749	2:14.134	0.385
4	52	MANTELL	1:29.109	800	CREASEY	44.960	4	52	MANTELL	2:13.866	2:13.866	0.000
5	78	THOMAS	1:29.457	19	DONOVAN	44.973	5	78	THOMAS	2:14.747	2:14.747	0.000
6	29	DINSMORE	1:30.046	102	FEARN	45.099	6	29	DINSMORE	2:14.972	2:14.972	0.000
7	45	HASHMI	1:30.450	63	WREN	45.205	7	102	FEARN	2:15.736	2:15.878	0.142
8	102	FEARN	1:30.637	78	THOMAS	45.290	8	45	HASHMI	2:16.187	2:16.187	0.000
9	5	KILLWORTH	1:30.662	23	ROSE	45.389	9	63	WREN	2:16.606	2:16.606	0.000
10	41	ABRAHAM	1:30.834	40	BATE	45.585	10	40	BATE	2:16.644	2:17.045	0.401
11	40	BATE	1:31.059	45	HASHMI	45.737	11	41	ABRAHAM	2:16.763	2:16.971	0.208
12	63	WREN	1:31.401	20	SWYER	45.770	12	5	KILLWORTH	2:16.871	2:16.871	0.000
13	23	ROSE	1:31.528	41	ABRAHAM	45.929	13	23	ROSE	2:16.917	2:17.500	0.583
14	117	STAGG	1:31.982	82	HINNELLS	46.180	14	20	SWYER	2:18.295	2:19.295	1.000
15	20	SWYER	1:32.525	5	KILLWORTH	46.209	15	117	STAGG	2:18.627	2:19.364	0.737
16	82	HINNELLS	1:32.775	117	STAGG	46.645	16	82	HINNELLS	2:18.955	2:19.002	0.047
17	17	KILLWORTH	1:32.977	17	KILLWORTH	46.868	17	17	KILLWORTH	2:19.845	2:19.845	0.000
18	21	BRENNAN	1:33.318	58	ALLEN	47.491	18	21	BRENNAN	2:21.062	2:21.191	0.129
19	6	FIRTH	1:33.375	6	FIRTH	47.727	19	6	FIRTH	2:21.102	2:21.102	0.000
20	58	ALLEN	1:34.012	21	BRENNAN	47.744	20	58	ALLEN	2:21.503	2:21.503	0.000
21	165	BUTT	1:34.123	165	BUTT	47.745	21	165	BUTT	2:21.868	2:22.135	0.267
22	96	SCOTT	1:35.872	212	BRADER	48.057	22	212	BRADER	2:24.390	2:24.390	0.000
23	212	BRADER	1:36.333	96	SCOTT	48.857	23	96	SCOTT	2:24.729	2:26.552	1.823
24	4	KILLWORTH	1:38.397	4	KILLWORTH	49.186	24	4	KILLWORTH	2:27.583	2:27.784	0.201
25	744	ANDERSON	1:39.177	744	ANDERSON	49.324	25	744	ANDERSON	2:28.501	2:29.261	0.760
26	910	JARVIS	1:42.286	910	JARVIS	51.843	26	910	JARVIS	2:34.129	2:34.129	0.000
27	46	GATES	1:42.513	46	GATES	52.286	27	46	GATES	2:34.799	2:35.034	0.235
28	211	HYLAND	1:47.147	211	HYLAND	52.423	28	211	HYLAND	2:39.570	2:39.570	0.000
29	888	FAGG	1:48.793	888	FAGG	53.098	29	888	FAGG	2:41.891	2:41.891	0.000
30												



# BMCRC - MRO Championships 2023 - Rnd 3 @ Snetterton

## BMCRC Thunderbike Ultra & Extreme

### RACE 19 - STATISTICS

<b>Competitors Started</b>	30
<b>Planned Start</b>	2023-05-07 @ 09:40:00.000
<b>Actual Start</b>	2023-05-07 @ 09:50:10.182
<b>Finish Time</b>	2023-05-07 @ 10:01:32.407
<b>Track Length</b>	2.9689mi.
<b>Total Laps</b>	145
<b>Total Distance Covered</b>	430.4921mi.

#### Session Fastest Lap History

NO	CL	NAME	LAP TIME	TIME OF DAY	LAP	VEHICLE
29	U	Cecil DINSMORE	<b>2:17.039</b>	09:54:47.876	2	Suzuki GSXR 1000
19	U	Tyler DONOVAN	<b>2:16.168</b>	09:54:48.803	2	Kawasaki ZX10R
19	U	Tyler DONOVAN	<b>2:14.134</b>	09:57:02.938	3	Kawasaki ZX10R
800	U	Morgan CREASEY	<b>2:13.919</b>	09:59:21.354	4	Suzuki GSXR 1000 K7
169	U	Cory SMITH	<b>2:13.440</b>	09:59:21.790	4	Suzuki 1000
800	U	Morgan CREASEY	<b>2:13.206</b>	10:01:34.560	5	Suzuki GSXR 1000 K7

#### Session Leader History

NO	CL	NAME	FROM LAP	LAPS LED	DISTANCE	VEHICLE
29	U	Cecil DINSMORE	1	2	5.93 miles	Suzuki GSXR 1000
19	U	Tyler DONOVAN	3	3	8.90 miles	Kawasaki ZX10R

#### Flag History

TYPE	TIME OF DAY
GREEN	09:50:10.182
FINISH	10:01:32.407

#### Flag Statistics

TYPE	COUNT	TOTAL LAPS	TOTAL TIME
Green	1	5	14:01.467
Red	0	0	0.000
Safety Car	0	0	0.000
FCY	0	0	0.000

# BMCRC - MRO Championships 2023 - Rnd 3 @ Snetterton

## BMCRC Thunderbike Ultra & Extreme

### RACE 19 - STATISTICS

CLASS : U

23 Starters

#### Fastest Lap History

NO	NAME	LAP TIME	TIME OF DAY	LAP	VEHICLE
29	Cecil DINSMORE	2:17.039	09:54:47.876	2	Suzuki GSXR 1000
19	Tyler DONOVAN	2:16.168	09:54:48.803	2	Kawasaki ZX10R
19	Tyler DONOVAN	2:14.134	09:57:02.938	3	Kawasaki ZX10R
800	Morgan CREASEY	2:13.919	09:59:21.354	4	Suzuki GSXR 1000 K7
169	Cory SMITH	2:13.440	09:59:21.790	4	Suzuki 1000
800	Morgan CREASEY	2:13.206	10:01:34.560	5	Suzuki GSXR 1000 K7

#### Leader History

NO	NAME	FROM LAP	LAPS LED	DISTANCE	VEHICLE
29	Cecil DINSMORE	1	2	5.93 miles	Suzuki GSXR 1000
19	Tyler DONOVAN	3	3	8.90 miles	Kawasaki ZX10R

# BMCRC - MRO Championships 2023 - Rnd 3 @ Snetterton

## BMCRC Thunderbike Ultra & Extreme

### RACE 19 - STATISTICS

**CLASS : E**

4 Starters

#### Fastest Lap History

NO	NAME	LAP TIME	TIME OF DAY	LAP	VEHICLE
41	David ABRAHAM	<b>2:19.066</b>	09:54:54.049	2	Yamaha R1
52	Barry MANTELL	<b>2:18.335</b>	09:54:54.391	2	Honda 929 FIREBLADE
52	Barry MANTELL	<b>2:15.371</b>	09:57:09.761	3	Honda 929 FIREBLADE
52	Barry MANTELL	<b>2:14.550</b>	09:59:24.310	4	Honda 929 FIREBLADE
52	Barry MANTELL	<b>2:13.866</b>	10:01:38.178	5	Honda 929 FIREBLADE

#### Leader History

NO	NAME	FROM LAP	LAPS LED	DISTANCE	VEHICLE
41	David ABRAHAM	1	2	5.93 miles	Yamaha R1
52	Barry MANTELL	3	3	8.90 miles	Honda 929 FIREBLADE

# BMCRC - MRO Championships 2023 - Rnd 3 @ Snetterton

## BMCRC Thunderbike Ultra & Extreme

### RACE 19 - STATISTICS

CLASS : E R

3 Starters

#### Fastest Lap History

NO	NAME	LAP TIME	TIME OF DAY	LAP	VEHICLE
212	Martin BRADER	<b>2:31.275</b>	09:55:24.227	2	Aprilia RSVR
212	Martin BRADER	<b>2:30.224</b>	09:57:54.451	3	Aprilia RSVR
744	Gary ANDERSON	<b>2:29.781</b>	09:58:22.468	3	Honda 954RR
212	Martin BRADER	<b>2:27.754</b>	10:00:22.205	4	Aprilia RSVR
212	Martin BRADER	<b>2:24.390</b>	10:02:46.594	5	Aprilia RSVR

#### Leader History

NO	NAME	FROM LAP	LAPS LED	DISTANCE	VEHICLE
744	Gary ANDERSON	1	1	2.96 miles	Honda 954RR
212	Martin BRADER	2	4	11.87 miles	Aprilia RSVR

# BMCRC - MRO Championships 2023 - Rnd 3 @ Snetterton

## BMCRC Thunderbike Ultra & Extreme

### RACE 8 - GRID (5 Laps)



ROW 12				34	<b>707</b> Alex SYMON							
ROW 11		33	<b>118</b> Darren CORKETT	32	<b>7</b> Seb JENKINS	31	<b>129</b> Derek CRIPPS					
ROW 10	2:41.891	30	<b>888</b> Paul FAGG	2:39.570	29	<b>211</b> Ben HYLAND	2:35.034	28	<b>46</b> Simon GATES			
ROW 9			2:34.129	27	<b>910</b> Michael JARVIS		2:29.261	26	<b>744</b> Gary ANDERSON	2:27.784	25	<b>4</b> Hayden KILLWORTH
ROW 8	2:26.552	24	<b>96</b> Pete SCOTT	2:24.390	23	<b>212</b> Martin BRADER	2:22.135	22	<b>165</b> Richard BUTT			
ROW 7			2:21.503	21	<b>58</b> Michael ALLEN		2:21.191	20	<b>21</b> Danny BRENNAN	19	<b>24</b> Mark REYNOLDS	
ROW 6	2:21.102	18	<b>6</b> Andrew FIRTH	2:19.845	17	<b>17</b> Jordan KILLWORTH	2:19.364	16	<b>117</b> Raymond STAGG			
ROW 5			2:19.295	15	<b>20</b> Connor SWYER		2:19.002	14	<b>82</b> Matt HINNELLS	2:17.500	13	<b>23</b> Justin ROSE
ROW 4	2:17.045	12	<b>40</b> Malcolm BATE	2:16.971	11	<b>41</b> David ABRAHAM	2:16.871	10	<b>5</b> Stacey KILLWORTH			
ROW 3			2:16.606	9	<b>63</b> Matthew WREN		2:16.187	8	<b>45</b> Chad HASHMI	2:15.878	7	<b>102</b> James FEARN
ROW 2	2:14.972	6	<b>29</b> Cecil DINSMORE	2:14.747	5	<b>78</b> Jamie THOMAS	2:14.134	4	<b>19</b> Tyler DONOVAN			
ROW 1			2:13.866	3	<b>52</b> Barry MANTELL		2:13.326	2	<b>169</b> Cory SMITH	2:13.206	1	<b>800</b> Morgan CREASEY
<b>Pole</b>												

Snetterton 300: 2.9689 miles

These results are provisional until the conclusion of any judicial and technical matters.

Clerk Of Course :	Stewards :	Timekeeper : Richard Evans
-------------------	------------	----------------------------

Results can be found at [www.tsl-timing.com](http://www.tsl-timing.com)

Printed - 10:06 Sunday, 07 May 2023



# BMCRC - MRO Championships 2023 - Rnd 3 @ Snetterton

## BMCRC Thunderbike Ultra & Extreme

### RACE 8 - CLASSIFICATION



POS	NO	CL	PIC NAME	ENTRY	LAPS	TIME	GAP	DIFF	MPH	BEST	ON
1	45	U	1 Chad HASHMI	Suzuki GSXR1000 -	5	10:20.328			86.14	2:01.993	5
2	5	U	2 Stacey KILLWORTH	Suzuki GSXR 1000 - Greenplant/Everns	5	10:20.455	0.127	0.127	86.13	2:01.875	5
3	102	U	3 James FEARN	Suzuki GSXR1000 - Mark Wilby plumbing	5	10:20.811	0.483	0.356	86.08	2:01.343	4
4	800	U	4 Morgan CREASEY	Suzuki GSXR 1000 K7 - Warics Ltd	5	10:20.993	0.665	0.182	86.05	2:01.909	2
5	29	U	5 Cecil DINSMORE	Suzuki GSXR 1000 - KnC Motorsport	5	10:34.912	14.584	13.919	84.16	2:04.667	5
6	78	U	6 Jamie THOMAS	Suzuki GSXR 1000 - Team RubyRacing DART Moto	5	10:34.915	14.587	0.003	84.16	2:03.993	5
7	19*	U	7 Tyler DONOVAN	Kawasaki ZX10R - Tinder Corp	5	10:36.660	16.332	1.745	83.93	2:05.048	4
8	63	U	8 Matthew WREN	Suzuki GSXR - TBR performance	5	10:36.687	16.359	0.027	83.93	2:03.124	5
9	82	U	9 Matt HINNELLS	Yamaha R1 - BD Racing	5	10:38.115	17.787	1.428	83.74	2:03.595	5
10	58	U	10 Michael ALLEN	Kawasaki ZX10R -	5	10:44.845	24.517	6.730	82.87	2:05.722	3
11	40*	U	11 Malcolm BATE	Suzuki GSXR1000 - Hartjay	5	10:45.313	24.985	0.468	82.81	2:06.645	3
12	52	E	1 Barry MANTELL	Honda 929 FIREBLADE - Swedish car connection	5	10:45.571	25.243	0.258	82.77	2:06.865	5
13	169	U	12 Cory SMITH	Suzuki 1000 -	5	10:46.135	25.807	0.564	82.70	2:05.719	5
14	117	E	2 Raymond STAGG	Suzuki GSXR 750 -	5	10:47.765	27.437	1.630	82.49	2:06.113	4
15	23	U	13 Justin ROSE	Yamaha R1 -	5	10:48.601	28.273	0.836	82.39	2:06.627	5
16	165	U	14 Richard BUTT	Suzuki GSXR1000 - Michelle Harvey	5	10:48.868	28.540	0.267	82.35	2:06.471	5
17	17	U	15 Jordan KILLWORTH	Kawasaki ZX10R - BK Racing / Rabbit	5	10:57.125	36.797	8.257	81.32	2:08.190	3
18	96	U	16 Pete SCOTT	Suzuki GSXR1000K5 - South Hill MOT Centre	5	11:01.648	41.320	4.523	80.76	2:08.322	2
19	46	U	17 Simon GATES	Yamaha YZF R1 - T.A Roden LTD / Canine Plus Hyc	5	11:12.267	51.939	10.619	79.49	2:10.628	4
20	21	U	18 Danny BRENNAN	Suzuki GSXR 1000 -	5	11:14.287	53.959	2.020	79.25	2:10.756	4
21	4	U	19 Hayden KILLWORTH	Kawasaki ZX10R - A&S Killworth / H11xy	5	11:15.008	54.680	0.721	79.16	2:10.912	5
22	20	U	20 Connor SWYER	SUZUKI GSXR 1000 K6 - WSC Performance & lleithy	5	11:17.258	56.930	2.250	78.90	2:11.970	4
23	6	E	3 Andrew FIRTH	Yamaha YZF-R1 - LTRmotorcycles.co.uk / Palmer R	5	11:17.513	57.185	0.255	78.87	2:11.064	5
24	910	U	21 Michael JARVIS	Suzuki GSXR 1000 -	5	11:43.220	1:22.892	25.707	75.99	2:14.774	5
25	744	E R	1 Gary ANDERSON	Honda 954RR - A&M MOT Services. Guildford	5	11:48.244	1:27.916	5.024	75.45	2:19.183	4
26	212	E R	2 Martin BRADER	Aprilia RSVR - Infinity PM	5	11:54.772	1:34.444	6.528	74.76	2:19.644	5
27	888	U	22 Paul FAGG	Yamaha R1 4C8 - -OnlyFans-	5	11:58.178	1:37.850	3.406	74.41	2:20.641	3
28	211	E R	3 Ben HYLAND	Suzuki GSXR 750 - meltedsliders	5	12:37.232	2:16.904	39.054	70.57	2:28.665	4

#### NOT CLASSIFIED

DQ	41*	E	David ABRAHAM	Yamaha R1 - Cambridge Motorcycles
DQ	129*	E	Derek CRIPPS	Yamaha R1 - Team FBR

#### FASTEST LAP

102	U	James FEARN	Suzuki GSXR1000 - Mark Wilby plumbing	4	2:01.343	88.08 mph	141.75 kph
117	E	Raymond STAGG	Suzuki GSXR 750 -	4	2:06.113	84.75 mph	136.39 kph
744	E R	Gary ANDERSON	Honda 954RR - A&M MOT Services. Guildford	4	2:19.183	76.79 mph	123.58 kph

#41 & #129 - Disqualified from race results - Post race technical inspection.

#19 & #40 - No working transponders, please check and fix for your next race.

Class U - 92.5% of Race Speed = 79.67 mph  
 Class E - 92.5% of Race Speed = 76.56 mph  
 Class E R - 92.5% of Race Speed = 69.79 mph

Weather / Track : Cloudy / Dry

These results are provisional until the conclusion of any judicial and technical matters.

Race Distance: 5 Laps / 14.84 miles  
 Snetterton 300: 2.9689 miles  
 Date: 07/05/2023 Start: 13:00 Finish: 13:10

Clerk Of Course :	Stewards :	Timekeeper : Richard Evans
-------------------	------------	----------------------------

Results can be found at [www.tsl-timing.com](http://www.tsl-timing.com)

Printed - 13:43 Sunday, 07 May 2023



# BMCRC - MRO Championships 2023 - Rnd 3 @ Snetterton

## BMCRC Thunderbike Ultra & Extreme

### RACE 8 - LAP CHART

LAP 1 @ 13:02:42.332			LAP 3 @ 13:06:48.439			LAP 5 @ 13:10:53.567		
NO	BEHIND	LAP TIME	NO	BEHIND	LAP TIME	NO	BEHIND	LAP TIME
45		2:09.093	800		2:03.775	45		2:01.993
800	0.423	2:09.516	5	0.185	2:03.565	5	0.127	2:01.875
5	0.772	2:09.865	45	0.206	2:04.162	102	0.483	2:01.587
102	2.264	2:11.357	102	2.681	2:02.650	800	0.665	2:02.576
19	3.482	2:12.575	29	10.088	2:05.828	29	14.584	2:04.667
29	4.598	2:13.691	19	10.894	2:07.193	78	14.587	2:03.993
52	6.499	2:15.592	78	10.897	2:05.125	19	16.332	2:05.518
78	6.714	2:15.807	82	12.995	2:05.636	63	16.359	2:03.124
82	7.497	2:16.590	63	13.784	2:05.689	82	17.787	2:03.595
63	7.551	2:16.644	40	15.637	2:06.645	58	24.517	2:06.923
169	7.556	2:16.649	58	16.069	2:05.722	40	24.985	2:06.965
40	7.556	2:16.649	52	16.332	2:07.416	52	25.243	2:06.865
117	8.622	2:17.715	117	17.715	2:06.882	169	25.807	2:05.719
23	9.145	2:18.238	169	17.792	2:07.729	117	27.437	2:08.737
58	9.567	2:18.660	23	19.550	2:07.654	23	28.273	2:06.627
165	10.958	2:20.051	165	20.236	2:07.374	165	28.540	2:06.471
17	11.947	2:21.040	17	24.050	2:08.190	17	36.797	2:08.585
96	14.597	2:23.690	96	27.031	2:10.219	96	41.320	2:08.722
6	14.733	2:23.826	46	35.201	2:12.163	46	51.939	2:11.238
20	15.635	2:24.728	21	37.012	2:12.838	21	53.959	2:11.319
46	15.751	2:24.844	6	37.197	2:13.776	4	54.680	2:10.912
21	16.272	2:25.365	4	37.574	2:13.069	20	56.930	2:12.362
4	17.011	2:26.104	20	37.726	2:12.718	6	57.185	2:11.064
744	20.100	2:29.193	744	54.042	2:20.292	910	1:22.892	2:14.774
888	23.637	2:32.730	910	56.190	2:17.303	744	1:27.916	2:19.819
212	23.775	2:32.868	212	59.185	2:20.434	212	1:34.444	2:19.644
910	23.946	2:33.039	888	1:00.684	2:20.641	888	1:37.850	2:21.113
211	31.447	2:40.540	211	1:24.528	2:29.211	211	2:16.904	2:28.839

LAP 2 @ 13:04:44.483			LAP 4 @ 13:08:51.574		
NO	BEHIND	LAP TIME	NO	BEHIND	LAP TIME
45		2:02.151	45		2:02.929
800	0.181	2:01.909	800	0.082	2:03.217
5	0.576	2:01.955	5	0.245	2:03.195
102	3.987	2:03.874	102	0.889	2:01.343
19	7.657	2:06.326	29	11.910	2:04.957
29	8.216	2:05.769	78	12.587	2:04.825
78	9.728	2:05.165	19	12.807	2:05.048
82	11.315	2:05.969	63	15.228	2:04.579
63	12.051	2:06.651	82	16.185	2:06.325
52	12.872	2:08.524	58	19.587	2:06.653
40	12.948	2:07.543	40	20.013	2:07.511
169	14.019	2:08.614	52	20.371	2:07.174
58	14.303	2:06.887	117	20.693	2:06.113
117	14.789	2:08.318	169	22.081	2:07.424
23	15.852	2:08.858	23	23.639	2:07.224
165	16.818	2:08.011	165	24.062	2:06.961
17	19.816	2:10.020	17	30.205	2:09.290
96	20.768	2:08.322	96	34.591	2:10.695
46	26.994	2:13.394	46	42.694	2:10.628
6	27.377	2:14.795	21	44.633	2:10.756
21	28.130	2:14.009	4	45.761	2:11.322
4	28.461	2:13.601	20	46.561	2:11.970
20	28.964	2:15.480	6	48.114	2:14.052
744	37.706	2:19.757	744	1:10.090	2:19.183
212	42.707	2:21.083	910	1:10.111	2:17.056
910	42.843	2:21.048	212	1:16.793	2:20.743
888	43.999	2:22.513	888	1:18.730	2:21.181
211	59.273	2:29.977	211	1:50.058	2:28.665

# BMCRC - MRO Championships 2023 - Rnd 3 @ Snetterton

## BMCRC Thunderbike Ultra & Extreme

### RACE 8 - POSITION CHART

No	Name	Lap						
		Pos	1	2	3	4	5	6
800	CREASEY	1	45	45	800	45	45	
169	SMITH	2	800	800	5	800	5	
52	MANTELL	3	5	5	45	5	102	
19	DONOVAN	4	102	102	102	102	800	
78	THOMAS	5	19	19	29	29	29	
29	DINSMORE	6	29	29	19	78	78	
102	FEARN	7	52	78	78	19	19	
45	HASHMI	8	78	82	82	63	63	
63	WREN	9	82	63	63	82	82	
5	KILLWORTH	10	63	52	40	58	58	
41	ABRAHAM	11	169	40	58	40	40	
40	BATE	12	40	169	52	52	52	
23	ROSE	13	117	58	117	117	169	
82	HINNELLS	14	23	117	169	169	117	
20	SWYER	15	58	23	23	23	23	
117	STAGG	16	165	165	165	165	165	
17	KILLWORTH	17	17	17	17	17	17	
6	FIRTH	18	96	96	96	96	96	
21	BRENNAN	19	6	46	46	46	46	
58	ALLEN	20	20	6	21	21	21	
165	BUTT	21	46	21	6	4	4	
212	BRADER	22	21	4	4	20	20	
96	SCOTT	23	4	20	20	6	6	
4	KILLWORTH	24	744	744	744	744	910	
744	ANDERSON	25	888	212	910	910	744	
910	JARVIS	26	212	910	212	212	212	
46	GATES	27	910	888	888	888	888	
211	HYLAND	28	211	211	211	211	211	
888	FAGG	29						
129	CRIPPS	30						



# BMCRC - MRO Championships 2023 - Rnd 3 @ Snetterton

## BMCRC Thunderbike Ultra & Extreme

### RACE 8 - SECTOR ANALYSIS



SECTOR 1 = FL to I1, SECTOR 2 = I1 to FL, DIFF = Difference To Personal Best Lap, P = Crossed Finish Line in Pit Lane, D = Time Disallowed

P1 45 U		Chad HASHMI		Suzuki GSXR1000 -		
IDEAL LAP TIME : 2:01.755		BEST LAP TIME : 2:01.993		DIFFERENCE : 0.238		
LAP	SECTOR 1	SECTOR 2	LAP TIME	MPH	DIFF	TIME OF DAY
1 -		<b>40.601</b>	2:09.093	82.79	7.100	13:02:42.332
2 -	1:21.449	40.702	2:02.151 (2)	87.49	0.158	13:04:44.483
3 -	1:22.855	41.307	2:04.162	86.08	2.169	13:06:48.645
4 -	1:22.212	40.717	2:02.929 (3)	86.94	0.936	13:08:51.574
5 -	<b>1:21.154</b>	40.839	<b>2:01.993 (1)</b>	<b>87.61</b>		<b>13:10:53.567</b>

P2 5 U		Stacey KILLWORTH		Suzuki GSXR 1000 - Greenplant/Everns		
IDEAL LAP TIME : 2:01.875		BEST LAP TIME : 2:01.875		DIFFERENCE : 0.000		
LAP	SECTOR 1	SECTOR 2	LAP TIME	MPH	DIFF	TIME OF DAY
1 -		40.616	2:09.865	82.30	7.990	13:02:43.104
2 -	1:21.420	40.535	2:01.955 (2)	87.63	0.080	13:04:45.059
3 -	1:22.051	41.514	2:03.565	86.49	1.690	13:06:48.624
4 -	1:22.685	40.510	2:03.195 (3)	86.75	1.320	13:08:51.819
5 -	<b>1:21.398</b>	<b>40.477</b>	<b>2:01.875 (1)</b>	<b>87.69</b>		<b>13:10:53.694</b>

P3 102 U		James FEARN		Suzuki GSXR1000 - Mark Wilby plumbing		
IDEAL LAP TIME : 2:01.343		BEST LAP TIME : 2:01.343		DIFFERENCE : 0.000		
LAP	SECTOR 1	SECTOR 2	LAP TIME	MPH	DIFF	TIME OF DAY
1 -		41.573	2:11.357	81.36	10.014	13:02:44.596
2 -	1:22.689	41.185	2:03.874	86.28	2.531	13:04:48.470
3 -	1:21.912	40.738	2:02.650 (3)	87.14	1.307	13:06:51.120
4 -	<b>1:21.262</b>	<b>40.081</b>	<b>2:01.343 (1)</b>	<b>88.08</b>		<b>13:08:52.463</b>
5 -	1:21.308	40.279	2:01.587 (2)	87.90	0.244	13:10:54.050

P4 800 U		Morgan CREASEY		Suzuki GSXR 1000 K7 - Warics Ltd		
IDEAL LAP TIME : 2:01.743		BEST LAP TIME : 2:01.909		DIFFERENCE : 0.166		
LAP	SECTOR 1	SECTOR 2	LAP TIME	MPH	DIFF	TIME OF DAY
1 -		40.627	2:09.516	82.52	7.607	13:02:42.755
2 -	1:21.427	<b>40.482</b>	<b>2:01.909 (1)</b>	<b>87.67</b>		<b>13:04:44.664</b>
3 -	1:22.330	41.445	2:03.775	86.35	1.866	13:06:48.439
4 -	1:22.582	40.635	2:03.217 (3)	86.74	1.308	13:08:51.656
5 -	<b>1:21.261</b>	41.315	2:02.576 (2)	87.19	0.667	13:10:54.232

P5 29 U		Cecil DINSMORE		Suzuki GSXR 1000 - KnC Motorsport		
IDEAL LAP TIME : 2:04.409		BEST LAP TIME : 2:04.667		DIFFERENCE : 0.258		
LAP	SECTOR 1	SECTOR 2	LAP TIME	MPH	DIFF	TIME OF DAY
1 -		42.604	2:13.691	79.94	9.024	13:02:46.930
2 -	1:23.379	42.390	2:05.769 (3)	84.98	1.102	13:04:52.699
3 -	1:23.924	<b>41.904</b>	2:05.828	84.94	1.161	13:06:58.527
4 -	1:22.880	42.077	2:04.957 (2)	85.53	0.290	13:09:03.484
5 -	<b>1:22.505</b>	42.162	<b>2:04.667 (1)</b>	<b>85.73</b>		<b>13:11:08.151</b>

P6 78 U		Jamie THOMAS		Suzuki GSXR 1000 - Team RubyRacing DART Motorsport		
IDEAL LAP TIME : 2:03.614		BEST LAP TIME : 2:03.993		DIFFERENCE : 0.379		
LAP	SECTOR 1	SECTOR 2	LAP TIME	MPH	DIFF	TIME OF DAY
1 -		42.925	2:15.807	78.70	11.814	13:02:49.046
2 -	1:23.669	<b>41.496</b>	2:05.165	85.39	1.172	13:04:54.211
3 -	1:22.808	42.317	2:05.125 (3)	85.41	1.132	13:06:59.336
4 -	1:22.889	41.936	2:04.825 (2)	85.62	0.832	13:09:04.161
5 -	<b>1:22.118</b>	41.875	<b>2:03.993 (1)</b>	<b>86.19</b>		<b>13:11:08.154</b>

# BMCRC - MRO Championships 2023 - Rnd 3 @ Snetterton

## BMCRC Thunderbike Ultra & Extreme

### RACE 8 - SECTOR ANALYSIS



SECTOR 1 = FL to I1, SECTOR 2 = I1 to FL, DIFF = Difference To Personal Best Lap, P = Crossed Finish Line in Pit Lane, D = Time Disallowed

P7 19 U		Tyler DONOVAN		Kawasaki ZX10R - Tinder Corp		
IDEAL LAP TIME :		BEST LAP TIME : 2:05.048		DIFFERENCE :		
LAP	SECTOR 1	SECTOR 2	LAP TIME	MPH	DIFF	TIME OF DAY
1 -			2:12.575	80.61	7.527	13:02:45.814
2 -			2:06.326 (3)	84.60	1.278	13:04:52.140
3 -			2:07.193	84.03	2.145	13:06:59.333
4 -			<b>2:05.048 (1)</b>	<b>85.47</b>		<b>13:09:04.381</b>
5 -			2:05.518 (2)	85.15	0.470	13:11:09.899

P8 63 U		Matthew WREN		Suzuki GSXR - TBR performance		
IDEAL LAP TIME : 2:03.124		BEST LAP TIME : 2:03.124		DIFFERENCE : 0.000		
LAP	SECTOR 1	SECTOR 2	LAP TIME	MPH	DIFF	TIME OF DAY
1 -		43.217	2:16.644	78.21	13.520	13:02:49.883
2 -	1:24.307	42.344	2:06.651	84.39	3.527	13:04:56.534
3 -	1:23.334	42.355	2:05.689 (3)	85.03	2.565	13:07:02.223
4 -	1:22.644	41.935	2:04.579 (2)	85.79	1.455	13:09:06.802
5 -	<b>1:21.804</b>	<b>41.320</b>	<b>2:03.124 (1)</b>	<b>86.80</b>		<b>13:11:09.926</b>

P9 82 U		Matt HINNELLS		Yamaha R1 - BD Racing		
IDEAL LAP TIME : 2:03.595		BEST LAP TIME : 2:03.595		DIFFERENCE : 0.000		
LAP	SECTOR 1	SECTOR 2	LAP TIME	MPH	DIFF	TIME OF DAY
1 -		42.495	2:16.590	78.24	12.995	13:02:49.829
2 -	1:23.905	42.064	2:05.969 (3)	84.84	2.374	13:04:55.798
3 -	1:23.652	41.984	2:05.636 (2)	85.07	2.041	13:07:01.434
4 -	1:23.555	42.770	2:06.325	84.60	2.730	13:09:07.759
5 -	<b>1:22.202</b>	<b>41.393</b>	<b>2:03.595 (1)</b>	<b>86.47</b>		<b>13:11:11.354</b>

P10 58 U		Michael ALLEN		Kawasaki ZX10R -		
IDEAL LAP TIME : 2:05.196		BEST LAP TIME : 2:05.722		DIFFERENCE : 0.526		
LAP	SECTOR 1	SECTOR 2	LAP TIME	MPH	DIFF	TIME OF DAY
1 -		43.544	2:18.660	77.08	12.938	13:02:51.899
2 -	1:24.951	41.936	2:06.887 (3)	84.23	1.165	13:04:58.786
3 -	1:24.233	<b>41.489</b>	<b>2:05.722 (1)</b>	<b>85.01</b>		<b>13:07:04.508</b>
4 -	<b>1:23.707</b>	42.946	2:06.653 (2)	84.38	0.931	13:09:11.161
5 -	1:23.913	43.010	2:06.923	84.20	1.201	13:11:18.084

P11 40 U		Malcolm BATE		Suzuki GSXR1000 - Hartjaj		
IDEAL LAP TIME :		BEST LAP TIME : 2:06.645		DIFFERENCE :		
LAP	SECTOR 1	SECTOR 2	LAP TIME	MPH	DIFF	TIME OF DAY
1 -			2:16.649	78.21	10.004	13:02:49.888
2 -			2:07.543	83.79	0.898	13:04:57.431
3 -			<b>2:06.645 (1)</b>	<b>84.39</b>		<b>13:07:04.076</b>
4 -			2:07.511 (3)	83.82	0.866	13:09:11.587
5 -			2:06.965 (2)	84.18	0.320	13:11:18.552

P12 52 E		Barry MANTELL		Honda 929 FIREBLADE - Swedish car connection		
IDEAL LAP TIME : 2:06.461		BEST LAP TIME : 2:06.865		DIFFERENCE : 0.404		
LAP	SECTOR 1	SECTOR 2	LAP TIME	MPH	DIFF	TIME OF DAY
1 -		42.885	2:15.592	78.82	8.727	13:02:48.831
2 -	1:25.722	42.802	2:08.524	83.16	1.659	13:04:57.355
3 -	1:25.305	<b>42.111</b>	2:07.416 (3)	83.88	0.551	13:07:04.771
4 -	<b>1:24.350</b>	42.824	2:07.174 (2)	84.04	0.309	13:09:11.945
5 -	1:24.646	42.219	<b>2:06.865 (1)</b>	<b>84.24</b>		<b>13:11:18.810</b>

# BMCRC - MRO Championships 2023 - Rnd 3 @ Snetterton

## BMCRC Thunderbike Ultra & Extreme

### RACE 8 - SECTOR ANALYSIS



SECTOR 1 = FL to I1, SECTOR 2 = I1 to FL, DIFF = Difference To Personal Best Lap, P = Crossed Finish Line in Pit Lane, D = Time Disallowed

P13 169 U		Cory SMITH		Suzuki 1000 -		
IDEAL LAP TIME : 2:05.719		BEST LAP TIME : 2:05.719		DIFFERENCE : 0.000		
LAP	SECTOR 1	SECTOR 2	LAP TIME	MPH	DIFF	TIME OF DAY
1 -		43.625	2:16.649	78.21	10.930	13:02:49.888
2 -	1:26.319	42.295	2:08.614	83.10	2.895	13:04:58.502
3 -	1:24.738	42.991	2:07.729 (3)	83.67	2.010	13:07:06.231
4 -	1:24.634	42.790	2:07.424 (2)	83.87	1.705	13:09:13.655
5 -	<b>1:23.635</b>	<b>42.084</b>	<b>2:05.719 (1)</b>	<b>85.01</b>		<b>13:11:19.374</b>

P14 117 E		Raymond STAGG		Suzuki GSXR 750 -		
IDEAL LAP TIME : 2:05.780		BEST LAP TIME : 2:06.113		DIFFERENCE : 0.333		
LAP	SECTOR 1	SECTOR 2	LAP TIME	MPH	DIFF	TIME OF DAY
1 -		43.100	2:17.715	77.60	11.602	13:02:50.954
2 -	1:24.789	43.529	2:08.318 (3)	83.29	2.205	13:04:59.272
3 -	1:24.192	<b>42.690</b>	2:06.882 (2)	84.23	0.769	13:07:06.154
4 -	<b>1:23.090</b>	43.023	<b>2:06.113 (1)</b>	<b>84.75</b>		<b>13:09:12.267</b>
5 -	1:23.900	44.837	2:08.737	83.02	2.624	13:11:21.004

P15 23 U		Justin ROSE		Yamaha R1 -		
IDEAL LAP TIME : 2:06.530		BEST LAP TIME : 2:06.627		DIFFERENCE : 0.097		
LAP	SECTOR 1	SECTOR 2	LAP TIME	MPH	DIFF	TIME OF DAY
1 -		43.331	2:18.238	77.31	11.611	13:02:51.477
2 -	1:26.364	<b>42.494</b>	2:08.858	82.94	2.231	13:05:00.335
3 -	1:25.108	42.546	2:07.654 (3)	83.72	1.027	13:07:07.989
4 -	1:24.487	42.737	2:07.224 (2)	84.00	0.597	13:09:15.213
5 -	<b>1:24.036</b>	42.591	<b>2:06.627 (1)</b>	<b>84.40</b>		<b>13:11:21.840</b>

P16 165 U		Richard BUTT		Suzuki GSXR1000 - Michelle Harvey		
IDEAL LAP TIME : 2:06.208		BEST LAP TIME : 2:06.471		DIFFERENCE : 0.263		
LAP	SECTOR 1	SECTOR 2	LAP TIME	MPH	DIFF	TIME OF DAY
1 -		43.420	2:20.051	76.31	13.580	13:02:53.290
2 -	1:25.555	<b>42.456</b>	2:08.011	83.49	1.540	13:05:01.301
3 -	1:24.803	42.571	2:07.374 (3)	83.91	0.903	13:07:08.675
4 -	1:23.971	42.990	2:06.961 (2)	84.18	0.490	13:09:15.636
5 -	<b>1:23.752</b>	42.719	<b>2:06.471 (1)</b>	<b>84.51</b>		<b>13:11:22.107</b>

P17 17 U		Jordan KILLWORTH		Kawasaki ZX10R - BK Racing / Rabbit		
IDEAL LAP TIME : 2:07.321		BEST LAP TIME : 2:08.190		DIFFERENCE : 0.869		
LAP	SECTOR 1	SECTOR 2	LAP TIME	MPH	DIFF	TIME OF DAY
1 -		44.094	2:21.040	75.78	12.850	13:02:54.279
2 -	1:27.299	42.721	2:10.020	82.20	1.830	13:05:04.299
3 -	1:26.023	<b>42.167</b>	<b>2:08.190 (1)</b>	<b>83.37</b>		<b>13:07:12.489</b>
4 -	1:26.448	42.842	2:09.290 (3)	82.66	1.100	13:09:21.779
5 -	<b>1:25.154</b>	43.431	2:08.585 (2)	83.12	0.395	13:11:30.364

P18 96 U		Pete SCOTT		Suzuki GSXR1000K5 - South Hill MOT Centre		
IDEAL LAP TIME : 2:08.322		BEST LAP TIME : 2:08.322		DIFFERENCE : 0.000		
LAP	SECTOR 1	SECTOR 2	LAP TIME	MPH	DIFF	TIME OF DAY
1 -		44.269	2:23.690	74.38	15.368	13:02:56.929
2 -	<b>1:25.558</b>	<b>42.764</b>	<b>2:08.322 (1)</b>	<b>83.29</b>		<b>13:05:05.251</b>
3 -	1:25.596	44.623	2:10.219 (3)	82.07	1.897	13:07:15.470
4 -	1:26.937	43.758	2:10.695	81.77	2.373	13:09:26.165
5 -	1:25.665	43.057	2:08.722 (2)	83.03	0.400	13:11:34.887

# BMCRC - MRO Championships 2023 - Rnd 3 @ Snetterton

## BMCRC Thunderbike Ultra & Extreme

### RACE 8 - SECTOR ANALYSIS



SECTOR 1 = FL to I1, SECTOR 2 = I1 to FL, DIFF = Difference To Personal Best Lap, P = Crossed Finish Line in Pit Lane, D = Time Disallowed

P19 46 U		Simon GATES		Yamaha YZF R1 - T.A Roden LTD / Canine Plus Hydro			
IDEAL LAP TIME : 2:10.628		BEST LAP TIME : 2:10.628		DIFFERENCE : 0.000			
LAP	SECTOR 1	SECTOR 2	LAP TIME	MPH	DIFF	TIME OF DAY	
1 -		45.137	2:24.844	73.78	14.216	13:02:58.083	
2 -	1:28.753	44.641	2:13.394	80.12	2.766	13:05:11.477	
3 -	1:27.705	44.458	2:12.163 (3)	80.87	1.535	13:07:23.640	
4 -	<b>1:26.765</b>	<b>43.863</b>	<b>2:10.628 (1)</b>	<b>81.82</b>		<b>13:09:34.268</b>	
5 -	1:27.332	43.906	2:11.238 (2)	81.44	0.610	13:11:45.506	

P20 21 U		Danny BRENNAN		Suzuki GSXR 1000 -			
IDEAL LAP TIME : 2:10.756		BEST LAP TIME : 2:10.756		DIFFERENCE : 0.000			
LAP	SECTOR 1	SECTOR 2	LAP TIME	MPH	DIFF	TIME OF DAY	
1 -		45.494	2:25.365	73.52	14.609	13:02:58.604	
2 -	1:29.527	44.482	2:14.009	79.75	3.253	13:05:12.613	
3 -	1:29.020	43.818	2:12.838 (3)	80.45	2.082	13:07:25.451	
4 -	<b>1:27.257</b>	<b>43.499</b>	<b>2:10.756 (1)</b>	<b>81.74</b>		<b>13:09:36.207</b>	
5 -	1:27.472	43.847	2:11.319 (2)	81.39	0.563	13:11:47.526	

P21 4 U		Hayden KILLWORTH		Kawasaki ZX10R - A&S Killworth / H11xy			
IDEAL LAP TIME : 2:10.694		BEST LAP TIME : 2:10.912		DIFFERENCE : 0.218			
LAP	SECTOR 1	SECTOR 2	LAP TIME	MPH	DIFF	TIME OF DAY	
1 -		45.132	2:26.104	73.15	15.192	13:02:59.343	
2 -	1:29.611	43.990	2:13.601	80.00	2.689	13:05:12.944	
3 -	1:28.917	44.152	2:13.069 (3)	80.31	2.157	13:07:26.013	
4 -	1:28.136	<b>43.186</b>	2:11.322 (2)	81.38	0.410	13:09:37.335	
5 -	<b>1:27.508</b>	43.404	<b>2:10.912 (1)</b>	<b>81.64</b>		<b>13:11:48.247</b>	

P22 20 U		Connor SWYER		SUZUKI GSXR 1000 K6 - WSC Performace & lleithyr farm & dac			
IDEAL LAP TIME : 2:10.791		BEST LAP TIME : 2:11.970		DIFFERENCE : 1.179			
LAP	SECTOR 1	SECTOR 2	LAP TIME	MPH	DIFF	TIME OF DAY	
1 -		45.277	2:24.728	73.84	12.758	13:02:57.967	
2 -	1:30.211	45.269	2:15.480	78.89	3.510	13:05:13.447	
3 -	1:28.964	43.754	2:12.718 (3)	80.53	0.748	13:07:26.165	
4 -	1:28.809	<b>43.161</b>	<b>2:11.970 (1)</b>	<b>80.98</b>		<b>13:09:38.135</b>	
5 -	<b>1:27.630</b>	44.732	2:12.362 (2)	80.74	0.392	13:11:50.497	

P23 6 E		Andrew FIRTH		Yamaha YZF-R1 - LTRmotorcycles.co.uk / Palmer Race Skool /			
IDEAL LAP TIME : 2:11.064		BEST LAP TIME : 2:11.064		DIFFERENCE : 0.000			
LAP	SECTOR 1	SECTOR 2	LAP TIME	MPH	DIFF	TIME OF DAY	
1 -		44.709	2:23.826	74.31	12.762	13:02:57.065	
2 -	1:29.542	45.253	2:14.795	79.29	3.731	13:05:11.860	
3 -	1:29.205	44.571	2:13.776 (2)	79.89	2.712	13:07:25.636	
4 -	1:29.400	44.652	2:14.052 (3)	79.73	2.988	13:09:39.688	
5 -	<b>1:26.969</b>	<b>44.095</b>	<b>2:11.064 (1)</b>	<b>81.54</b>		<b>13:11:50.752</b>	

P24 910 U		Michael JARVIS		Suzuki GSXR 1000 -			
IDEAL LAP TIME : 2:14.774		BEST LAP TIME : 2:14.774		DIFFERENCE : 0.000			
LAP	SECTOR 1	SECTOR 2	LAP TIME	MPH	DIFF	TIME OF DAY	
1 -		47.348	2:33.039	69.83	18.265	13:03:06.278	
2 -	1:34.446	46.602	2:21.048	75.77	6.274	13:05:27.326	
3 -	1:30.962	46.341	2:17.303 (3)	77.84	2.529	13:07:44.629	
4 -	1:30.685	46.371	2:17.056 (2)	77.98	2.282	13:10:01.685	
5 -	<b>1:29.509</b>	<b>45.265</b>	<b>2:14.774 (1)</b>	<b>79.30</b>		<b>13:12:16.459</b>	

# BMCRC - MRO Championships 2023 - Rnd 3 @ Snetterton

## BMCRC Thunderbike Ultra & Extreme

### RACE 8 - SECTOR ANALYSIS



SECTOR 1 = FL to I1, SECTOR 2 = I1 to FL, DIFF = Difference To Personal Best Lap, P = Crossed Finish Line in Pit Lane, D = Time Disallowed

P25 744 E R		Gary ANDERSON		Honda 954RR - A&M MOT Services. Guildford		
IDEAL LAP TIME : 2:19.088		BEST LAP TIME : 2:19.183		DIFFERENCE : 0.095		
LAP	SECTOR 1	SECTOR 2	LAP TIME	MPH	DIFF	TIME OF DAY
1 -		<b>46.931</b>	2:29.193	71.63	10.010	13:03:02.432
2 -	1:32.677	47.080	2:19.757 (2)	76.47	0.574	13:05:22.189
3 -	1:32.907	47.385	2:20.292	76.18	1.109	13:07:42.481
4 -	<b>1:32.157</b>	47.026	<b>2:19.183 (1)</b>	<b>76.79</b>		<b>13:10:01.664</b>
5 -	1:32.456	47.363	2:19.819 (3)	76.44	0.636	13:12:21.483

P26 212 E R		Martin BRADER		Aprilia RSVR - Infinity PM		
IDEAL LAP TIME : 2:19.350		BEST LAP TIME : 2:19.644		DIFFERENCE : 0.294		
LAP	SECTOR 1	SECTOR 2	LAP TIME	MPH	DIFF	TIME OF DAY
1 -		47.873	2:32.868	69.91	13.224	13:03:06.107
2 -	1:33.787	47.296	2:21.083	75.75	1.439	13:05:27.190
3 -	1:34.274	<b>46.160</b>	2:20.434 (2)	76.10	0.790	13:07:47.624
4 -	<b>1:33.190</b>	47.553	2:20.743 (3)	75.94	1.099	13:10:08.367
5 -	1:33.438	46.206	<b>2:19.644 (1)</b>	<b>76.53</b>		<b>13:12:28.011</b>

P27 888 U		Paul FAGG		Yamaha R1 4C8 - -OnlyFans-		
IDEAL LAP TIME : 2:20.418		BEST LAP TIME : 2:20.641		DIFFERENCE : 0.223		
LAP	SECTOR 1	SECTOR 2	LAP TIME	MPH	DIFF	TIME OF DAY
1 -		47.869	2:32.730	69.97	12.089	13:03:05.969
2 -	1:34.740	47.773	2:22.513	74.99	1.872	13:05:28.482
3 -	<b>1:33.717</b>	46.924	<b>2:20.641 (1)</b>	<b>75.99</b>		<b>13:07:49.123</b>
4 -	1:34.480	<b>46.701</b>	2:21.181 (3)	75.70	0.540	13:10:10.304
5 -	1:34.080	47.033	2:21.113 (2)	75.74	0.472	13:12:31.417

P28 211 E R		Ben HYLAND		Suzuki GSXR 750 - meltedsliders		
IDEAL LAP TIME : 2:28.605		BEST LAP TIME : 2:28.665		DIFFERENCE : 0.060		
LAP	SECTOR 1	SECTOR 2	LAP TIME	MPH	DIFF	TIME OF DAY
1 -		50.378	2:40.540	66.57	11.875	13:03:13.779
2 -	1:40.263	49.714	2:29.977	71.26	1.312	13:05:43.756
3 -	1:39.647	49.564	2:29.211 (3)	71.63	0.546	13:08:12.967
4 -	1:39.610	<b>49.055</b>	<b>2:28.665 (1)</b>	<b>71.89</b>		<b>13:10:41.632</b>
5 -	<b>1:39.550</b>	49.289	2:28.839 (2)	71.80	0.174	13:13:10.471

# BMCRC - MRO Championships 2023 - Rnd 3 @ Snetterton

## BMCRC Thunderbike Ultra & Extreme

### RACE 8 - BEST SECTORS

SECTOR 1			SECTOR 2			IDEAL / BEST COMPARISON						
POS	NO	NAME	TIME	NO	NAME	TIME	POS	NO	NAME	IDEAL	BEST	DIFF
									<b>PERFECT LAP</b>	<b>2:01.235</b>		
1	45	HASHMI	1:21.154	102	FEARN	40.081	1	102	FEARN	2:01.343	2:01.343	0.000
2	800	CREASEY	1:21.261	5	KILLWORTH	40.477	2	800	CREASEY	2:01.743	2:01.909	0.166
3	102	FEARN	1:21.262	800	CREASEY	40.482	3	45	HASHMI	2:01.755	2:01.993	0.238
4	5	KILLWORTH	1:21.398	45	HASHMI	40.601	4	5	KILLWORTH	2:01.875	2:01.875	0.000
5	63	WREN	1:21.804	63	WREN	41.320	5	63	WREN	2:03.124	2:03.124	0.000
6	78	THOMAS	1:22.118	82	HINNELLS	41.393	6	82	HINNELLS	2:03.595	2:03.595	0.000
7	82	HINNELLS	1:22.202	58	ALLEN	41.489	7	78	THOMAS	2:03.614	2:03.993	0.379
8	29	DINSMORE	1:22.505	78	THOMAS	41.496	8	29	DINSMORE	2:04.409	2:04.667	0.258
9	117	STAGG	1:23.090	29	DINSMORE	41.904	9	58	ALLEN	2:05.196	2:05.722	0.526
10	169	SMITH	1:23.635	169	SMITH	42.084	10	169	SMITH	2:05.719	2:05.719	0.000
11	58	ALLEN	1:23.707	52	MANTELL	42.111	11	117	STAGG	2:05.780	2:06.113	0.333
12	165	BUTT	1:23.752	17	KILLWORTH	42.167	12	165	BUTT	2:06.208	2:06.471	0.263
13	23	ROSE	1:24.036	165	BUTT	42.456	13	52	MANTELL	2:06.461	2:06.865	0.404
14	52	MANTELL	1:24.350	23	ROSE	42.494	14	23	ROSE	2:06.530	2:06.627	0.097
15	17	KILLWORTH	1:25.154	117	STAGG	42.690	15	17	KILLWORTH	2:07.321	2:08.190	0.869
16	96	SCOTT	1:25.558	96	SCOTT	42.764	16	96	SCOTT	2:08.322	2:08.322	0.000
17	46	GATES	1:26.765	20	SWYER	43.161	17	46	GATES	2:10.628	2:10.628	0.000
18	6	FIRTH	1:26.969	4	KILLWORTH	43.186	18	4	KILLWORTH	2:10.694	2:10.912	0.218
19	21	BRENNAN	1:27.257	21	BRENNAN	43.499	19	21	BRENNAN	2:10.756	2:10.756	0.000
20	4	KILLWORTH	1:27.508	46	GATES	43.863	20	20	SWYER	2:10.791	2:11.970	1.179
21	20	SWYER	1:27.630	6	FIRTH	44.095	21	6	FIRTH	2:11.064	2:11.064	0.000
22	910	JARVIS	1:29.509	910	JARVIS	45.265	22	910	JARVIS	2:14.774	2:14.774	0.000
23	744	ANDERSON	1:32.157	212	BRADER	46.160	23	744	ANDERSON	2:19.088	2:19.183	0.095
24	212	BRADER	1:33.190	888	FAGG	46.701	24	212	BRADER	2:19.350	2:19.644	0.294
25	888	FAGG	1:33.717	744	ANDERSON	46.931	25	888	FAGG	2:20.418	2:20.641	0.223
26	211	HYLAND	1:39.550	211	HYLAND	49.055	26	211	HYLAND	2:28.605	2:28.665	0.060
27							27	19	DONOVAN		2:05.048	
28							28	40	BATE		2:06.645	
29												
30												

# BMCRC - MRO Championships 2023 - Rnd 3 @ Snetterton

## BMCRC Thunderbike Ultra & Extreme

### RACE 8 - STATISTICS

**Competitors Started** 30  
**Planned Start** 2023-05-07 @ 13:00:00.000  
**Actual Start** 2023-05-07 @ 13:00:33.238  
**Finish Time** 2023-05-07 @ 13:10:53.566  
**Track Length** 2.9689mi.  
**Total Laps** 140  
**Total Distance Covered** 415.6476mi.

#### Session Fastest Lap History

NO	CL	NAME	LAP TIME	TIME OF DAY	LAP	VEHICLE
45	U	Chad HASHMI	2:02.151	13:04:44.503	2	Suzuki GSXR1000
800	U	Morgan CREASEY	2:01.909	13:04:44.671	2	Suzuki GSXR 1000 K7
102	U	James FEARN	2:01.343	13:08:52.480	4	Suzuki GSXR1000

#### Session Leader History

NO	CL	NAME	FROM LAP	LAPS LED	DISTANCE	VEHICLE
45	U	Chad HASHMI	1	2	5.93 miles	Suzuki GSXR1000
800	U	Morgan CREASEY	3	1	2.96 miles	Suzuki GSXR 1000 K7
45	U	Chad HASHMI	4	2	5.93 miles	Suzuki GSXR1000

#### Flag History

TYPE	TIME OF DAY
GREEN	13:00:33.238
FINISH	13:10:53.566

#### Flag Statistics

TYPE	COUNT	TOTAL LAPS	TOTAL TIME
Green	1	5	12:50.370
Red	0	0	0.000
Safety Car	0	0	0.000
FCY	0	0	0.000

# BMCRC - MRO Championships 2023 - Rnd 3 @ Snetterton

## BMCRC Thunderbike Ultra & Extreme

### RACE 8 - STATISTICS

CLASS : U

22 Starters

#### Fastest Lap History

NO	NAME	LAP TIME	TIME OF DAY	LAP	VEHICLE
45	Chad HASHMI	2:02.151	13:04:44.503	2	Suzuki GSXR1000
800	Morgan CREASEY	2:01.909	13:04:44.671	2	Suzuki GSXR 1000 K7
102	James FEARN	2:01.343	13:08:52.480	4	Suzuki GSXR1000

#### Leader History

NO	NAME	FROM LAP	LAPS LED	DISTANCE	VEHICLE
45	Chad HASHMI	1	2	5.93 miles	Suzuki GSXR1000
800	Morgan CREASEY	3	1	2.96 miles	Suzuki GSXR 1000 K7
45	Chad HASHMI	4	2	5.93 miles	Suzuki GSXR1000



# BMCRC - MRO Championships 2023 - Rnd 3 @ Snetterton

## BMCRC Thunderbike Ultra & Extreme

### RACE 8 - STATISTICS

CLASS : E

5 Starters

#### Fastest Lap History

NO	NAME	LAP TIME	TIME OF DAY	LAP	VEHICLE
52	Barry MANTELL	<b>2:08.524</b>	13:04:57.366	2	Honda 929 FIREBLADE
117	Raymond STAGG	<b>2:08.318</b>	13:04:59.300	2	Suzuki GSXR 750
52	Barry MANTELL	<b>2:07.416</b>	13:07:04.781	3	Honda 929 FIREBLADE
117	Raymond STAGG	<b>2:06.882</b>	13:07:06.179	3	Suzuki GSXR 750
117	Raymond STAGG	<b>2:06.113</b>	13:09:12.294	4	Suzuki GSXR 750

#### Leader History

NO	NAME	FROM LAP	LAPS LED	DISTANCE	VEHICLE
52	Barry MANTELL	1	5	14.84 miles	Honda 929 FIREBLADE

# BMCRC - MRO Championships 2023 - Rnd 3 @ Snetterton

## BMCRC Thunderbike Ultra & Extreme

### RACE 8 - STATISTICS

**CLASS : E R**

3 Starters

#### Fastest Lap History

NO	NAME	LAP TIME	TIME OF DAY	LAP	VEHICLE
744	Gary ANDERSON	<b>2:19.757</b>	13:05:22.195	2	Honda 954RR
744	Gary ANDERSON	<b>2:19.183</b>	13:10:01.669	4	Honda 954RR

#### Leader History

NO	NAME	FROM LAP	LAPS LED	DISTANCE	VEHICLE
744	Gary ANDERSON	1	5	14.84 miles	Honda 954RR

# BMCRC - MRO Championships 2023 - Rnd 3 @ Snetterton

## BMCRC Thunderbike Ultra & Extreme

### RACE 19 - GRID (5 Laps)



ROW 12				34	<b>41</b> David ABRAHAM			
ROW 11		33	<b>129</b> Derek CRIPPS	32	<b>707</b> Alex SYMON	31	<b>118</b> Darren CORKETT	
ROW 10	30	<b>7</b> Seb JENKINS	29	<b>24</b> Mark REYNOLDS	28	<b>211</b> Ben HYLAND	2:28.665	
ROW 9			2:20.641	27	<b>888</b> Paul FAGG	26	<b>212</b> Martin BRADER	
						25	<b>744</b> Gary ANDERSON	
ROW 8		2:14.774	24	<b>910</b> Michael JARVIS	2:11.970	23	<b>20</b> Connor SWYER	
						2:11.064	22	<b>6</b> Andrew FIRTH
ROW 7			2:10.912	21	<b>4</b> Hayden KILLWORTH	20	<b>21</b> Danny BRENNAN	
						2:10.756	19	<b>46</b> Simon GATES
ROW 6		2:08.322	18	<b>96</b> Pete SCOTT	2:08.190	17	<b>17</b> Jordan KILLWORTH	
						2:06.865	16	<b>52</b> Barry MANTELL
ROW 5			2:06.645	15	<b>40</b> Malcolm BATE	14	<b>23</b> Justin ROSE	
						2:06.627	13	<b>165</b> Richard BUTT
ROW 4		2:06.113	12	<b>117</b> Raymond STAGG	2:05.722	11	<b>58</b> Michael ALLEN	
						2:05.719	10	<b>169</b> Cory SMITH
ROW 3			2:05.048	9	<b>19</b> Tyler DONOVAN	8	<b>29</b> Cecil DINSMORE	
						2:04.667	7	<b>78</b> Jamie THOMAS
ROW 2		2:03.595	6	<b>82</b> Matt HINNELLS	2:03.124	5	<b>63</b> Matthew WREN	
						2:01.993	4	<b>45</b> Chad HASHMI
ROW 1			2:01.909	3	<b>800</b> Morgan CREASEY	2	<b>5</b> Stacey KILLWORTH	
						2:01.875	1	<b>102</b> James FEARN
								<b>Pole</b>

Snetterton 300: 2.9689 miles

These results are provisional until the conclusion of any judicial and technical matters.

Clerk Of Course :	Stewards :	Timekeeper : Richard Evans
-------------------	------------	----------------------------

Results can be found at [www.tsl-timing.com](http://www.tsl-timing.com)

Printed - 13:45 Sunday, 07 May 2023



# BMCRC - MRO Championships 2023 - Rnd 3 @ Snetterton

## BMCRC Thunderbike Ultra & Extreme

### RACE 19 - CLASSIFICATION



POS	NO	CL	PIC NAME	ENTRY	LAPS	TIME	GAP	DIFF	MPH	BEST	ON
1	800	U	1 Morgan CREASEY	Suzuki GSXR 1000 K7 - Warics Ltd	5	10:15.413			86.83	2:00.826	5
2	5	U	2 Stacey KILLWORTH	Suzuki GSXR 1000 - Greenplant/Everns	5	10:15.522	0.109	0.109	86.82	2:01.120	5
3	45	U	3 Chad HASHMI	Suzuki GSXR1000 -	5	10:16.329	0.916	0.807	86.70	2:01.117	5
4	102	U	4 James FEARN	Suzuki GSXR1000 - Mark Wilby plumbing	5	10:20.274	4.861	3.945	86.15	2:01.672	3
5	63	U	5 Matthew WREN	Suzuki GSXR - TBR performance	5	10:29.131	13.718	8.857	84.94	2:03.374	2
6	78	U	6 Jamie THOMAS	Suzuki GSXR 1000 - Team RubyRacing DART Moto	5	10:29.669	14.256	0.538	84.87	2:02.905	3
7	29	U	7 Cecil DINSMORE	Suzuki GSXR 1000 - KnC Motorsport	5	10:32.239	16.826	2.570	84.52	2:03.856	5
8	58	U	8 Michael ALLEN	Kawasaki ZX10R -	5	10:41.411	25.998	9.172	83.31	2:06.510	3
9	52	E	1 Barry MANTELL	Honda 929 FIREBLADE - Swedish car connection	5	10:42.007	26.594	0.596	83.23	2:05.547	2
10	17	U	9 Jordan KILLWORTH	Kawasaki ZX10R - BK Racing / Rabbit	5	10:47.246	31.833	5.239	82.56	2:06.644	5
11	40	U	10 Malcolm BATE	Suzuki GSXR1000 - Hartjay	5	10:47.296	31.883	0.050	82.55	2:06.854	5
12	169	U	11 Cory SMITH	Suzuki 1000 -	5	10:47.447	32.034	0.151	82.54	2:07.134	5
13	165	U	12 Richard BUTT	Suzuki GSXR1000 - Michelle Harvey	5	10:47.893	32.480	0.446	82.48	2:07.129	3
14	46	U	13 Simon GATES	Yamaha YZF R1 - T.A Roden LTD / Canine Plus Hyc	5	10:51.554	36.141	3.661	82.01	2:08.012	5
15	96	U	14 Pete SCOTT	Suzuki GSXR1000K5 - South Hill MOT Centre	5	10:57.498	42.085	5.944	81.27	2:07.351	5
16	23	U	15 Justin ROSE	Yamaha R1 -	5	10:58.853	43.440	1.355	81.11	2:09.119	4
17	129	E	2 Derek CRIPPS	Yamaha R1 - Team FBR	5	10:59.874	44.461	1.021	80.98	2:08.283	3
18	21	U	16 Danny BRENNAN	Suzuki GSXR 1000 -	5	11:07.070	51.657	7.196	80.11	2:10.066	4
19	41	E	3 David ABRAHAM	Yamaha R1 - Cambridge Motorcycles	5	11:07.830	52.417	0.760	80.02	2:10.429	4
20	4	U	17 Hayden KILLWORTH	Kawasaki ZX10R - A&S Killworth / H11xy	5	11:08.106	52.693	0.276	79.98	2:11.175	4
21	20	U	18 Connor SWYER	SUZUKI GSXR 1000 K6 - WSC Performance & lleithy	5	11:14.739	59.326	6.633	79.20	2:11.670	5
22	6	E	4 Andrew FIRTH	Yamaha YZF-R1 - LTRmotorcycles.co.uk / Palmer R	5	11:26.593	1:11.180	11.854	77.83	2:13.237	5
23	744	E R	1 Gary ANDERSON	Honda 954RR - A&M MOT Services. Guildford	5	11:31.849	1:16.436	5.256	77.24	2:14.745	5
24	888	U	19 Paul FAGG	Yamaha R1 4C8 - -OnlyFans-	5	11:38.131	1:22.718	6.282	76.54	2:15.027	5
25	212	E R	2 Martin BRADER	Aprilia RSVR - Infinity PM	5	11:39.231	1:23.818	1.100	76.42	2:16.091	5

#### NOT CLASSIFIED

DNF	82	U	Matt HINNELLS	Yamaha R1 - BD Racing	4	8:29.280	1 Lap	1 Lap	83.94	2:03.856	3
DNF	19	U	Tyler DONOVAN	Kawasaki ZX10R - Tinder Corp	1	2:13.738	4 Laps	3 Laps	79.91		
DNF	117	E	Raymond STAGG	Suzuki GSXR 750 -	0						

#### NOT STARTED

NS	211	E R	Ben HYLAND	Suzuki GSXR 750 - meltedsliders							
----	-----	-----	------------	---------------------------------	--	--	--	--	--	--	--

#### FASTEST LAP

800	U	Morgan CREASEY	Suzuki GSXR 1000 K7 - Warics Ltd	5	2:00.826	88.45 mph	142.36 kph
52	E	Barry MANTELL	Honda 929 FIREBLADE - Swedish car connection	2	2:05.547	85.13 mph	137.00 kph
744	E R	Gary ANDERSON	Honda 954RR - A&M MOT Services. Guildford	5	2:14.745	79.32 mph	127.65 kph

Class U - 92.5% of Race Speed = 80.31 mph

Class E - 92.5% of Race Speed = 76.98 mph

Class E R - 92.5% of Race Speed = 71.44 mph

Race Distance: 5 Laps / 14.84 miles

Snetterton 300: 2.9689 miles

Date: 07/05/2023 Start: 16:56 Finish: 17:06

Weather / Track : Sunny / Dry

These results are provisional until the conclusion of any judicial and technical matters.

Clerk Of Course :	Stewards :	Timekeeper : Richard Evans
-------------------	------------	----------------------------

Results can be found at [www.tsl-timing.com](http://www.tsl-timing.com)

Printed - 17:08 Sunday, 07 May 2023



# BMCRC - MRO Championships 2023 - Rnd 3 @ Snetterton

## BMCRC Thunderbike Ultra & Extreme

### RACE 19 - LAP CHART

#### LAP 1 @ 16:58:44.348

NO	BEHIND	LAP TIME
800		2:08.284
45	0.519	2:08.803
5	0.717	2:09.001
102	1.430	2:09.714
63	2.614	2:10.898
19	5.454	2:13.738
78	5.670	2:13.954
58	5.887	2:14.171
29	5.990	2:14.274
82	6.617	2:14.901
52	7.953	2:16.237
17	8.328	2:16.612
169	9.250	2:17.534
40	9.372	2:17.656
165	9.565	2:17.849
46	10.402	2:18.686
23	11.845	2:20.129
21	12.218	2:20.502
96	12.741	2:21.025
4	13.731	2:22.015
6	14.007	2:22.291
129	14.116	2:22.400
41	14.546	2:22.830
20	15.246	2:23.530
744	19.339	2:27.623
212	20.314	2:28.598
888	20.657	2:28.941

#### LAP 2 @ 17:00:47.201

NO	BEHIND	LAP TIME
800		2:02.853
45	0.215	2:02.549
5	0.335	2:02.471
102	1.427	2:02.850
63	3.135	2:03.374
78	6.400	2:03.583
29	8.069	2:04.932
58	9.969	2:06.935
82	10.085	2:06.321
52	10.647	2:05.547
17	13.629	2:08.154
169	14.397	2:08.000
40	14.434	2:07.915
165	15.138	2:08.426
46	15.765	2:08.216
23	19.891	2:10.899
96	21.461	2:11.573
21	22.773	2:13.408
129	22.896	2:11.633
4	23.113	2:12.235
41	23.392	2:11.699
20	26.894	2:14.501
744	32.784	2:16.298
6	34.593	2:23.439
212	36.061	2:18.600
888	36.682	2:18.878

#### LAP 3 @ 17:02:49.300

NO	BEHIND	LAP TIME
5		2:01.764
800	0.088	2:02.187
45	0.173	2:02.057

102	1.000	2:01.672	40	31.883	2:06.854
63	5.701	2:04.665	169	32.034	2:07.134
78	7.206	2:02.905	165	32.480	2:07.242
29	10.839	2:04.869	46	36.141	2:08.012
82	11.842	2:03.856	96	42.085	2:07.351
58	14.380	2:06.510	23	43.440	2:09.257
52	14.830	2:06.282	129	44.461	2:09.132
17	19.033	2:07.503	21	51.657	2:11.448
40	19.567	2:07.232	41	52.417	2:11.072
169	19.689	2:07.391	4	52.693	2:11.477
165	20.168	2:07.129	20	59.326	2:11.670
46	21.768	2:08.102	6	1:11.180	2:13.237
23	27.241	2:09.449	744	1:16.436	2:14.745
96	27.899	2:08.537	888	1:22.718	2:15.027
129	29.080	2:08.283	212	1:23.818	2:16.091
4	32.218	2:11.204			
21	32.320	2:11.646			
41	33.093	2:11.800			
20	37.831	2:13.036			
6	46.597	2:14.103			
744	47.918	2:17.233			
212	52.228	2:18.266			
888	52.946	2:18.363			

#### LAP 4 @ 17:04:50.466

NO	BEHIND	LAP TIME
5		2:01.166
800	0.185	2:01.263
45	0.810	2:01.803
102	2.434	2:02.600
63	9.679	2:05.144
78	9.897	2:03.857
29	13.981	2:04.308
82	14.878	2:04.202
58	19.827	2:06.613
52	20.527	2:06.863
169	25.911	2:07.388
40	26.040	2:07.639
17	26.200	2:08.333
165	26.249	2:07.247
46	29.140	2:08.538
23	35.194	2:09.119
96	35.745	2:09.012
129	36.340	2:08.426
21	41.220	2:10.066
4	42.227	2:11.175
41	42.356	2:10.429
20	48.667	2:12.002
6	58.954	2:13.523
744	1:02.702	2:15.950
888	1:08.702	2:16.922
212	1:08.738	2:17.676

#### LAP 5 @ 17:06:51.477

NO	BEHIND	LAP TIME
800		2:00.826
5	0.109	2:01.120
45	0.916	2:01.117
102	4.861	2:03.438
63	13.718	2:05.050
78	14.256	2:05.370
29	16.826	2:03.856
58	25.998	2:07.182
52	26.594	2:07.078
17	31.833	2:06.644

Weather / Track : Sunny / Dry

Results can be found at [www.tsl-timing.com](http://www.tsl-timing.com)

Snetterton 300: 2.9689 miles  
Date: 07/05/2023 Start: 16:56 Finish: 17:06

Printed - 17:09 Sunday, 07 May 2023

# BMCRC - MRO Championships 2023 - Rnd 3 @ Snetterton

## BMCRC Thunderbike Ultra & Extreme

### RACE 19 - POSITION CHART

No	Name	Lap Pos	Lap				
			1	2	3	4	5
102	FEARN	1	800	800	5	5	800
5	KILLWORTH	2	45	45	800	800	5
800	CREASEY	3	5	5	45	45	45
45	HASHMI	4	102	102	102	102	102
63	WREN	5	63	63	63	63	63
82	HINNELLS	6	19	78	78	78	78
78	THOMAS	7	78	29	29	29	29
29	DINSMORE	8	58	58	82	82	58
19	DONOVAN	9	29	82	58	58	52
169	SMITH	10	82	52	52	52	17
58	ALLEN	11	52	17	17	169	40
117	STAGG	12	17	169	40	40	169
165	BUTT	13	169	40	169	17	165
23	ROSE	14	40	165	165	165	46
40	BATE	15	165	46	46	46	96
52	MANTELL	16	46	23	23	23	23
17	KILLWORTH	17	23	96	96	96	129
96	SCOTT	18	21	21	129	129	21
46	GATES	19	96	129	4	21	41
21	BRENNAN	20	4	4	21	4	4
4	KILLWORTH	21	6	41	41	41	20
6	FIRTH	22	129	20	20	20	6
20	SWYER	23	41	744	6	6	744
744	ANDERSON	24	20	6	744	744	888
212	BRADER	25	744	212	212	888	212
888	FAGG	26	212	888	888	212	
211	HYLAND	27	888				
129	CRIPPS	28					
41	ABRAHAM	29					

# BMCRC - MRO Championships 2023 - Rnd 3 @ Snetterton

## BMCRC Thunderbike Ultra & Extreme

### RACE 19 - SECTOR ANALYSIS



SECTOR 1 = FL to I1, SECTOR 2 = I1 to FL, DIFF = Difference To Personal Best Lap, P = Crossed Finish Line in Pit Lane, D = Time Disallowed

P1		800 U		Morgan CREASEY		Suzuki GSXR 1000 K7 - Warics Ltd	
IDEAL LAP TIME : 2:00.534		BEST LAP TIME : 2:00.826		DIFFERENCE : 0.292			
LAP	SECTOR 1	SECTOR 2	LAP TIME	MPH	DIFF	TIME OF DAY	
1 -		41.303	2:08.284	83.31	7.458	16:58:44.348	
2 -	1:21.584	41.269	2:02.853	86.99	2.027	17:00:47.201	
3 -	1:21.053	41.134	2:02.187 (3)	87.47	1.361	17:02:49.388	
4 -	1:20.987	<b>40.276</b>	2:01.263 (2)	88.13	0.437	17:04:50.651	
5 -	<b>1:20.258</b>	40.568	<b>2:00.826 (1)</b>	<b>88.45</b>		<b>17:06:51.477</b>	

P2		5 U		Stacey KILLWORTH		Suzuki GSXR 1000 - Greenplant/Everns	
IDEAL LAP TIME : 2:00.992		BEST LAP TIME : 2:01.120		DIFFERENCE : 0.128			
LAP	SECTOR 1	SECTOR 2	LAP TIME	MPH	DIFF	TIME OF DAY	
1 -		40.755	2:09.001	82.85	7.881	16:58:45.065	
2 -	1:21.821	40.650	2:02.471	87.27	1.351	17:00:47.536	
3 -	1:21.042	40.722	2:01.764 (3)	87.77	0.644	17:02:49.300	
4 -	<b>1:20.613</b>	40.553	2:01.166 (2)	88.21	0.046	17:04:50.466	
5 -	1:20.741	<b>40.379</b>	<b>2:01.120 (1)</b>	<b>88.24</b>		<b>17:06:51.586</b>	

P3		45 U		Chad HASHMI		Suzuki GSXR1000 -	
IDEAL LAP TIME : 2:01.117		BEST LAP TIME : 2:01.117		DIFFERENCE : 0.000			
LAP	SECTOR 1	SECTOR 2	LAP TIME	MPH	DIFF	TIME OF DAY	
1 -		41.072	2:08.803	82.98	7.686	16:58:44.867	
2 -	1:21.680	40.869	2:02.549	87.21	1.432	17:00:47.416	
3 -	1:20.962	41.095	2:02.057 (3)	87.56	0.940	17:02:49.473	
4 -	1:21.169	40.634	2:01.803 (2)	87.74	0.686	17:04:51.276	
5 -	<b>1:20.891</b>	<b>40.226</b>	<b>2:01.117 (1)</b>	<b>88.24</b>		<b>17:06:52.393</b>	

P4		102 U		James FEARN		Suzuki GSXR1000 - Mark Wilby plumbing	
IDEAL LAP TIME : 2:01.672		BEST LAP TIME : 2:01.672		DIFFERENCE : 0.000			
LAP	SECTOR 1	SECTOR 2	LAP TIME	MPH	DIFF	TIME OF DAY	
1 -		41.497	2:09.714	82.39	8.042	16:58:45.778	
2 -	1:21.971	40.879	2:02.850 (3)	87.00	1.178	17:00:48.628	
3 -	<b>1:21.105</b>	<b>40.567</b>	<b>2:01.672 (1)</b>	<b>87.84</b>		<b>17:02:50.300</b>	
4 -	1:21.857	40.743	2:02.600 (2)	87.17	0.928	17:04:52.900	
5 -	1:22.126	41.312	2:03.438	86.58	1.766	17:06:56.338	

P5		63 U		Matthew WREN		Suzuki GSXR - TBR performance	
IDEAL LAP TIME : 2:03.374		BEST LAP TIME : 2:03.374		DIFFERENCE : 0.000			
LAP	SECTOR 1	SECTOR 2	LAP TIME	MPH	DIFF	TIME OF DAY	
1 -		41.955	2:10.898	81.65	7.524	16:58:46.962	
2 -	<b>1:21.511</b>	<b>41.863</b>	<b>2:03.374 (1)</b>	<b>86.63</b>		<b>17:00:50.336</b>	
3 -	1:22.275	42.390	2:04.665 (2)	85.73	1.291	17:02:55.001	
4 -	1:22.675	42.469	2:05.144	85.40	1.770	17:05:00.145	
5 -	1:22.598	42.452	2:05.050 (3)	85.47	1.676	17:07:05.195	

P6		78 U		Jamie THOMAS		Suzuki GSXR 1000 - Team RubyRacing DART Motorsport	
IDEAL LAP TIME : 2:02.905		BEST LAP TIME : 2:02.905		DIFFERENCE : 0.000			
LAP	SECTOR 1	SECTOR 2	LAP TIME	MPH	DIFF	TIME OF DAY	
1 -		43.004	2:13.954	79.78	11.049	16:58:50.018	
2 -	1:22.154	41.429	2:03.583 (2)	86.48	0.678	17:00:53.601	
3 -	<b>1:21.628</b>	<b>41.277</b>	<b>2:02.905 (1)</b>	<b>86.96</b>		<b>17:02:56.506</b>	
4 -	1:22.254	41.603	2:03.857 (3)	86.29	0.952	17:05:00.363	
5 -	1:22.467	42.903	2:05.370	85.25	2.465	17:07:05.733	

# BMCRC - MRO Championships 2023 - Rnd 3 @ Snetterton

## BMCRC Thunderbike Ultra & Extreme

### RACE 19 - SECTOR ANALYSIS



SECTOR 1 = FL to I1, SECTOR 2 = I1 to FL, DIFF = Difference To Personal Best Lap, P = Crossed Finish Line in Pit Lane, D = Time Disallowed

P7 29 U		Cecil DINSMORE		Suzuki GSXR 1000 - KnC Motorsport		
IDEAL LAP TIME : 2:03.856		BEST LAP TIME : 2:03.856		DIFFERENCE : 0.000		
LAP	SECTOR 1	SECTOR 2	LAP TIME	MPH	DIFF	TIME OF DAY
1 -		42.905	2:14.274	79.59	10.418	16:58:50.338
2 -	1:22.974	41.958	2:04.932	85.55	1.076	17:00:55.270
3 -	1:23.074	41.795	2:04.869 (3)	85.59	1.013	17:03:00.139
4 -	1:22.548	41.760	2:04.308 (2)	85.98	0.452	17:05:04.447
5 -	<b>1:22.356</b>	<b>41.500</b>	<b>2:03.856 (1)</b>	<b>86.29</b>		<b>17:07:08.303</b>

P8 58 U		Michael ALLEN		Kawasaki ZX10R -		
IDEAL LAP TIME : 2:06.391		BEST LAP TIME : 2:06.510		DIFFERENCE : 0.119		
LAP	SECTOR 1	SECTOR 2	LAP TIME	MPH	DIFF	TIME OF DAY
1 -		43.197	2:14.171	79.66	7.661	16:58:50.235
2 -	1:24.484	42.451	2:06.935 (3)	84.20	0.425	17:00:57.170
3 -	<b>1:24.019</b>	42.491	<b>2:06.510 (1)</b>	<b>84.48</b>		<b>17:03:03.680</b>
4 -	1:24.241	<b>42.372</b>	2:06.613 (2)	84.41	0.103	17:05:10.293
5 -	1:24.810	<b>42.372</b>	2:07.182	84.03	0.672	17:07:17.475

P9 52 E		Barry MANTELL		Honda 929 FIREBLADE - Swedish car connection		
IDEAL LAP TIME : 2:05.547		BEST LAP TIME : 2:05.547		DIFFERENCE : 0.000		
LAP	SECTOR 1	SECTOR 2	LAP TIME	MPH	DIFF	TIME OF DAY
1 -		43.045	2:16.237	78.45	10.690	16:58:52.301
2 -	<b>1:23.728</b>	<b>41.819</b>	<b>2:05.547 (1)</b>	<b>85.13</b>		<b>17:00:57.848</b>
3 -	1:23.994	42.288	2:06.282 (2)	84.63	0.735	17:03:04.130
4 -	1:24.325	42.538	2:06.863 (3)	84.24	1.316	17:05:10.993
5 -	1:24.755	42.323	2:07.078	84.10	1.531	17:07:18.071

P10 17 U		Jordan KILLWORTH		Kawasaki ZX10R - BK Racing / Rabbit		
IDEAL LAP TIME : 2:06.200		BEST LAP TIME : 2:06.644		DIFFERENCE : 0.444		
LAP	SECTOR 1	SECTOR 2	LAP TIME	MPH	DIFF	TIME OF DAY
1 -		43.550	2:16.612	78.23	9.968	16:58:52.676
2 -	1:25.395	42.759	2:08.154 (3)	83.40	1.510	17:01:00.830
3 -	1:25.073	<b>42.430</b>	2:07.503 (2)	83.82	0.859	17:03:08.333
4 -	1:25.433	42.900	2:08.333	83.28	1.689	17:05:16.666
5 -	<b>1:23.770</b>	42.874	<b>2:06.644 (1)</b>	<b>84.39</b>		<b>17:07:23.310</b>

P11 40 U		Malcolm BATE		Suzuki GSXR1000 - Hartjay		
IDEAL LAP TIME : 2:06.177		BEST LAP TIME : 2:06.854		DIFFERENCE : 0.677		
LAP	SECTOR 1	SECTOR 2	LAP TIME	MPH	DIFF	TIME OF DAY
1 -		43.540	2:17.656	77.64	10.802	16:58:53.720
2 -	1:25.021	42.894	2:07.915	83.55	1.061	17:01:01.635
3 -	1:24.534	<b>42.698</b>	2:07.232 (2)	84.00	0.378	17:03:08.867
4 -	1:24.811	42.828	2:07.639 (3)	83.73	0.785	17:05:16.506
5 -	<b>1:23.479</b>	43.375	<b>2:06.854 (1)</b>	<b>84.25</b>		<b>17:07:23.360</b>

P12 169 U		Cory SMITH		Suzuki 1000 -		
IDEAL LAP TIME : 2:06.710		BEST LAP TIME : 2:07.134		DIFFERENCE : 0.424		
LAP	SECTOR 1	SECTOR 2	LAP TIME	MPH	DIFF	TIME OF DAY
1 -		44.210	2:17.534	77.71	10.400	16:58:53.598
2 -	1:25.070	42.930	2:08.000	83.50	0.866	17:01:01.598
3 -	1:24.900	42.491	2:07.391 (3)	83.89	0.257	17:03:08.989
4 -	<b>1:24.517</b>	42.871	2:07.388 (2)	83.90	0.254	17:05:16.377
5 -	1:24.941	<b>42.193</b>	<b>2:07.134 (1)</b>	<b>84.06</b>		<b>17:07:23.511</b>



# BMCRC - MRO Championships 2023 - Rnd 3 @ Snetterton

## BMCRC Thunderbike Ultra & Extreme

### RACE 19 - SECTOR ANALYSIS



SECTOR 1 = FL to I1, SECTOR 2 = I1 to FL, DIFF = Difference To Personal Best Lap, P = Crossed Finish Line in Pit Lane, D = Time Disallowed

P13 165 U		Richard BUTT		Suzuki GSXR1000 - Michelle Harvey		
IDEAL LAP TIME : 2:06.931		BEST LAP TIME : 2:07.129		DIFFERENCE : 0.198		
LAP	SECTOR 1	SECTOR 2	LAP TIME	MPH	DIFF	TIME OF DAY
1 -		43.514	2:17.849	77.53	10.720	16:58:53.913
2 -	1:25.928	42.498	2:08.426	83.22	1.297	17:01:02.339
3 -	1:24.900	<b>42.229</b>	<b>2:07.129 (1)</b>	<b>84.07</b>		<b>17:03:09.468</b>
4 -	1:24.814	42.433	2:07.247 (3)	83.99	0.118	17:05:16.715
5 -	<b>1:24.702</b>	42.540	2:07.242 (2)	83.99	0.113	17:07:23.957

P14 46 U		Simon GATES		Yamaha YZF R1 - T.A Roden LTD / Canine Plus Hydro		
IDEAL LAP TIME : 2:07.655		BEST LAP TIME : 2:08.012		DIFFERENCE : 0.357		
LAP	SECTOR 1	SECTOR 2	LAP TIME	MPH	DIFF	TIME OF DAY
1 -		43.970	2:18.686	77.06	10.674	16:58:54.750
2 -	1:25.228	<b>42.988</b>	2:08.216 (3)	83.35	0.204	17:01:02.966
3 -	1:24.864	43.238	2:08.102 (2)	83.43	0.090	17:03:11.068
4 -	1:25.257	43.281	2:08.538	83.15	0.526	17:05:19.606
5 -	<b>1:24.667</b>	43.345	<b>2:08.012 (1)</b>	<b>83.49</b>		<b>17:07:27.618</b>

P15 96 U		Pete SCOTT		Suzuki GSXR1000K5 - South Hill MOT Centre		
IDEAL LAP TIME : 2:07.351		BEST LAP TIME : 2:07.351		DIFFERENCE : 0.000		
LAP	SECTOR 1	SECTOR 2	LAP TIME	MPH	DIFF	TIME OF DAY
1 -		44.725	2:21.025	75.78	13.674	16:58:57.089
2 -	1:27.762	43.811	2:11.573	81.23	4.222	17:01:08.662
3 -	1:25.039	43.498	2:08.537 (2)	83.15	1.186	17:03:17.199
4 -	1:25.547	43.465	2:09.012 (3)	82.84	1.661	17:05:26.211
5 -	<b>1:24.687</b>	<b>42.664</b>	<b>2:07.351 (1)</b>	<b>83.92</b>		<b>17:07:33.562</b>

P16 23 U		Justin ROSE		Yamaha R1 -		
IDEAL LAP TIME : 2:08.917		BEST LAP TIME : 2:09.119		DIFFERENCE : 0.202		
LAP	SECTOR 1	SECTOR 2	LAP TIME	MPH	DIFF	TIME OF DAY
1 -		44.178	2:20.129	76.27	11.010	16:58:56.193
2 -	1:27.164	43.735	2:10.899	81.65	1.780	17:01:07.092
3 -	1:26.135	43.314	2:09.449 (3)	82.56	0.330	17:03:16.541
4 -	1:25.923	<b>43.196</b>	<b>2:09.119 (1)</b>	<b>82.77</b>		<b>17:05:25.660</b>
5 -	<b>1:25.721</b>	43.536	2:09.257 (2)	82.68	0.138	17:07:34.917

P17 129 E		Derek CRIPPS		Yamaha R1 - Team FBR		
IDEAL LAP TIME : 2:08.006		BEST LAP TIME : 2:08.283		DIFFERENCE : 0.277		
LAP	SECTOR 1	SECTOR 2	LAP TIME	MPH	DIFF	TIME OF DAY
1 -		44.372	2:22.400	75.05	14.117	16:58:58.464
2 -	1:27.169	44.464	2:11.633	81.19	3.350	17:01:10.097
3 -	1:25.335	<b>42.948</b>	<b>2:08.283 (1)</b>	<b>83.31</b>		<b>17:03:18.380</b>
4 -	<b>1:25.058</b>	43.368	2:08.426 (2)	83.22	0.143	17:05:26.806
5 -	1:25.378	43.754	2:09.132 (3)	82.76	0.849	17:07:35.938

P18 21 U		Danny BRENNAN		Susuki GSXR 1000 -		
IDEAL LAP TIME : 2:10.066		BEST LAP TIME : 2:10.066		DIFFERENCE : 0.000		
LAP	SECTOR 1	SECTOR 2	LAP TIME	MPH	DIFF	TIME OF DAY
1 -		44.238	2:20.502	76.07	10.436	16:58:56.566
2 -	1:28.278	45.130	2:13.408	80.11	3.342	17:01:09.974
3 -	1:28.311	43.335	2:11.646 (3)	81.18	1.580	17:03:21.620
4 -	<b>1:26.934</b>	<b>43.132</b>	<b>2:10.066 (1)</b>	<b>82.17</b>		<b>17:05:31.686</b>
5 -	1:27.406	44.042	2:11.448 (2)	81.31	1.382	17:07:43.134

# BMCRC - MRO Championships 2023 - Rnd 3 @ Snetterton

## BMCRC Thunderbike Ultra & Extreme

### RACE 19 - SECTOR ANALYSIS



SECTOR 1 = FL to I1, SECTOR 2 = I1 to FL, DIFF = Difference To Personal Best Lap, P = Crossed Finish Line in Pit Lane, D = Time Disallowed

P19 41 E		David ABRAHAM		Yamaha R1 - Cambridge Motorcycles		
IDEAL LAP TIME : 2:09.882		BEST LAP TIME : 2:10.429		DIFFERENCE : 0.547		
LAP	SECTOR 1	SECTOR 2	LAP TIME	MPH	DIFF	TIME OF DAY
1 -		44.508	2:22.830	74.83	12.401	16:58:58.894
2 -	1:28.593	<b>43.106</b>	2:11.699 (3)	81.15	1.270	17:01:10.593
3 -	1:27.855	43.945	2:11.800	81.09	1.371	17:03:22.393
4 -	1:26.854	43.575	<b>2:10.429 (1)</b>	<b>81.94</b>		<b>17:05:32.822</b>
5 -	<b>1:26.776</b>	44.296	2:11.072 (2)	81.54	0.643	17:07:43.894

P20 4 U		Hayden KILLWORTH		Kawasaki ZX10R - A&S Killworth / H11xy		
IDEAL LAP TIME : 2:10.743		BEST LAP TIME : 2:11.175		DIFFERENCE : 0.432		
LAP	SECTOR 1	SECTOR 2	LAP TIME	MPH	DIFF	TIME OF DAY
1 -		44.965	2:22.015	75.26	10.840	16:58:58.079
2 -	1:28.161	44.074	2:12.235	80.82	1.060	17:01:10.314
3 -	1:27.841	<b>43.363</b>	2:11.204 (2)	81.46	0.029	17:03:21.518
4 -	<b>1:27.380</b>	43.795	<b>2:11.175 (1)</b>	<b>81.47</b>		<b>17:05:32.693</b>
5 -	1:27.625	43.852	2:11.477 (3)	81.29	0.302	17:07:44.170

P21 20 U		Connor SWYER		SUZUKI GSXR 1000 K6 - WSC Performace & lleithyr farm & dac		
IDEAL LAP TIME : 2:11.488		BEST LAP TIME : 2:11.670		DIFFERENCE : 0.182		
LAP	SECTOR 1	SECTOR 2	LAP TIME	MPH	DIFF	TIME OF DAY
1 -		44.685	2:23.530	74.46	11.860	16:58:59.594
2 -	1:29.510	44.991	2:14.501	79.46	2.831	17:01:14.095
3 -	1:28.762	44.274	2:13.036 (3)	80.33	1.366	17:03:27.131
4 -	1:28.064	<b>43.938</b>	2:12.002 (2)	80.96	0.332	17:05:39.133
5 -	<b>1:27.550</b>	44.120	<b>2:11.670 (1)</b>	<b>81.17</b>		<b>17:07:50.803</b>

P22 6 E		Andrew FIRTH		Yamaha YZF-R1 - LTRmotorcycles.co.uk / Palmer Race Skool /		
IDEAL LAP TIME : 2:12.723		BEST LAP TIME : 2:13.237		DIFFERENCE : 0.514		
LAP	SECTOR 1	SECTOR 2	LAP TIME	MPH	DIFF	TIME OF DAY
1 -		<b>44.560</b>	2:22.291	75.11	9.054	16:58:58.355
2 -	1:29.001	54.438	2:23.439	74.51	10.202	17:01:21.794
3 -	1:28.991	45.112	2:14.103 (3)	79.70	0.866	17:03:35.897
4 -	1:28.377	45.146	2:13.523 (2)	80.04	0.286	17:05:49.420
5 -	<b>1:28.163</b>	45.074	<b>2:13.237 (1)</b>	<b>80.21</b>		<b>17:08:02.657</b>

P23 744 E R		Gary ANDERSON		Honda 954RR - A&M MOT Services. Guildford		
IDEAL LAP TIME : 2:14.745		BEST LAP TIME : 2:14.745		DIFFERENCE : 0.000		
LAP	SECTOR 1	SECTOR 2	LAP TIME	MPH	DIFF	TIME OF DAY
1 -		47.547	2:27.623	72.40	12.878	16:59:03.687
2 -	1:30.764	45.534	2:16.298 (3)	78.41	1.553	17:01:19.985
3 -	1:30.341	46.892	2:17.233	77.88	2.488	17:03:37.218
4 -	1:30.106	45.844	2:15.950 (2)	78.61	1.205	17:05:53.168
5 -	<b>1:29.530</b>	<b>45.215</b>	<b>2:14.745 (1)</b>	<b>79.32</b>		<b>17:08:07.913</b>

P24 888 U		Paul FAGG		Yamaha R1 4C8 - -OnlyFans-		
IDEAL LAP TIME : 2:15.027		BEST LAP TIME : 2:15.027		DIFFERENCE : 0.000		
LAP	SECTOR 1	SECTOR 2	LAP TIME	MPH	DIFF	TIME OF DAY
1 -		46.396	2:28.941	71.76	13.914	16:59:05.005
2 -	1:32.685	46.193	2:18.878	76.96	3.851	17:01:23.883
3 -	1:31.740	46.623	2:18.363 (3)	77.24	3.336	17:03:42.246
4 -	1:31.312	45.610	2:16.922 (2)	78.05	1.895	17:05:59.168
5 -	<b>1:30.901</b>	<b>44.126</b>	<b>2:15.027 (1)</b>	<b>79.15</b>		<b>17:08:14.195</b>

# BMCRC - MRO Championships 2023 - Rnd 3 @ Snetterton

## BMCRC Thunderbike Ultra & Extreme

### RACE 19 - SECTOR ANALYSIS



SECTOR 1 = FL to I1, SECTOR 2 = I1 to FL, DIFF = Difference To Personal Best Lap, P = Crossed Finish Line in Pit Lane, D = Time Disallowed

P25		212 E R		Martin BRADER		Aprilia RSVR - Infinity PM	
IDEAL LAP TIME : 2:16.091		BEST LAP TIME : 2:16.091		DIFFERENCE : 0.000			
LAP	SECTOR 1	SECTOR 2	LAP TIME	MPH	DIFF	TIME OF DAY	
1 -		46.594	2:28.598	71.92	12.507	16:59:04.662	
2 -	1:32.324	46.276	2:18.600	77.11	2.509	17:01:23.262	
3 -	1:32.203	46.063	2:18.266 (3)	77.30	2.175	17:03:41.528	
4 -	1:31.138	46.538	2:17.676 (2)	77.63	1.585	17:05:59.204	
5 -	<b>1:31.103</b>	<b>44.988</b>	<b>2:16.091 (1)</b>	<b>78.53</b>		<b>17:08:15.295</b>	

P26		82 U		Matt HINNELLS		Yamaha R1 - BD Racing	
IDEAL LAP TIME : 2:03.856		BEST LAP TIME : 2:03.856		DIFFERENCE : 0.000			
LAP	SECTOR 1	SECTOR 2	LAP TIME	MPH	DIFF	TIME OF DAY	
1 -		43.135	2:14.901	79.22	11.045	16:58:50.965	
2 -	1:23.482	42.839	2:06.321 (3)	84.61	2.465	17:00:57.286	
3 -	<b>1:22.158</b>	<b>41.698</b>	<b>2:03.856 (1)</b>	<b>86.29</b>		<b>17:03:01.142</b>	
4 -	1:22.386	41.816	2:04.202 (2)	86.05	0.346	17:05:05.344	

P27		19 U		Tyler DONOVAN		Kawasaki ZX10R - Tinder Corp	
IDEAL LAP TIME : 2:07.119		BEST LAP TIME :		DIFFERENCE :			
LAP	SECTOR 1	SECTOR 2	LAP TIME	MPH	DIFF	TIME OF DAY	
1 -		<b>43.064</b>	2:13.738	79.91		16:58:49.802	

# BMCRC - MRO Championships 2023 - Rnd 3 @ Snetterton

## BMCRC Thunderbike Ultra & Extreme

### RACE 19 - BEST SECTORS

SECTOR 1			SECTOR 2			IDEAL / BEST COMPARISON						
POS	NO	NAME	TIME	NO	NAME	TIME	POS	NO	NAME	IDEAL	BEST	DIFF
									<b>PERFECT LAP</b>	<b>2:00.484</b>		
1	800	CREASEY	1:20.258	45	HASHMI	40.226	1	800	CREASEY	2:00.534	2:00.826	0.292
2	5	KILLWORTH	1:20.613	800	CREASEY	40.276	2	5	KILLWORTH	2:00.992	2:01.120	0.128
3	45	HASHMI	1:20.891	5	KILLWORTH	40.379	3	45	HASHMI	2:01.117	2:01.117	0.000
4	102	FEARN	1:21.105	102	FEARN	40.567	4	102	FEARN	2:01.672	2:01.672	0.000
5	63	WREN	1:21.511	78	THOMAS	41.277	5	78	THOMAS	2:02.905	2:02.905	0.000
6	78	THOMAS	1:21.628	29	DINSMORE	41.500	6	63	WREN	2:03.374	2:03.374	0.000
7	82	HINNELLS	1:22.158	82	HINNELLS	41.698	7	29	DINSMORE	2:03.856	2:03.856	0.000
8	29	DINSMORE	1:22.356	52	MANTELL	41.819	8	82	HINNELLS	2:03.856	2:03.856	0.000
9	40	BATE	1:23.479	63	WREN	41.863	9	52	MANTELL	2:05.547	2:05.547	0.000
10	52	MANTELL	1:23.728	169	SMITH	42.193	10	40	BATE	2:06.177	2:06.854	0.677
11	17	KILLWORTH	1:23.770	165	BUTT	42.229	11	17	KILLWORTH	2:06.200	2:06.644	0.444
12	58	ALLEN	1:24.019	58	ALLEN	42.372	12	58	ALLEN	2:06.391	2:06.510	0.119
13	19	DONOVAN	1:24.055	17	KILLWORTH	42.430	13	169	SMITH	2:06.710	2:07.134	0.424
14	169	SMITH	1:24.517	96	SCOTT	42.664	14	165	BUTT	2:06.931	2:07.129	0.198
15	46	GATES	1:24.667	40	BATE	42.698	15	19	DONOVAN	2:07.119		
16	96	SCOTT	1:24.687	129	CRIPPS	42.948	16	96	SCOTT	2:07.351	2:07.351	0.000
17	165	BUTT	1:24.702	46	GATES	42.988	17	46	GATES	2:07.655	2:08.012	0.357
18	129	CRIPPS	1:25.058	19	DONOVAN	43.064	18	129	CRIPPS	2:08.006	2:08.283	0.277
19	23	ROSE	1:25.721	41	ABRAHAM	43.106	19	23	ROSE	2:08.917	2:09.119	0.202
20	41	ABRAHAM	1:26.776	21	BRENNAN	43.132	20	41	ABRAHAM	2:09.882	2:10.429	0.547
21	21	BRENNAN	1:26.934	23	ROSE	43.196	21	21	BRENNAN	2:10.066	2:10.066	0.000
22	4	KILLWORTH	1:27.380	4	KILLWORTH	43.363	22	4	KILLWORTH	2:10.743	2:11.175	0.432
23	20	SWYER	1:27.550	20	SWYER	43.938	23	20	SWYER	2:11.488	2:11.670	0.182
24	6	FIRTH	1:28.163	888	FAGG	44.126	24	6	FIRTH	2:12.723	2:13.237	0.514
25	744	ANDERSON	1:29.530	6	FIRTH	44.560	25	744	ANDERSON	2:14.745	2:14.745	0.000
26	888	FAGG	1:30.901	212	BRADER	44.988	26	888	FAGG	2:15.027	2:15.027	0.000
27	212	BRADER	1:31.103	744	ANDERSON	45.215	27	212	BRADER	2:16.091	2:16.091	0.000
28												

# BMCRC - MRO Championships 2023 - Rnd 3 @ Snetterton

## BMCRC Thunderbike Ultra & Extreme

### RACE 19 - STATISTICS

**Competitors Started** 28  
**Planned Start** 2023-05-07 @ 16:50:00.000  
**Actual Start** 2023-05-07 @ 16:56:36.064  
**Finish Time** 2023-05-07 @ 17:06:51.476  
**Track Length** 2.9689mi.  
**Total Laps** 130  
**Total Distance Covered** 385.9585mi.

#### Session Fastest Lap History

NO	CL	NAME	LAP TIME	TIME OF DAY	LAP	VEHICLE
800	U	Morgan CREASEY	2:02.853	17:00:47.208	2	Suzuki GSXR 1000 K7
45	U	Chad HASHMI	2:02.549	17:00:47.437	2	Suzuki GSXR1000
5	U	Stacey KILLWORTH	2:02.471	17:00:47.544	2	Suzuki GSXR 1000
5	U	Stacey KILLWORTH	2:01.764	17:02:49.309	3	Suzuki GSXR 1000
102	U	James FEARN	2:01.672	17:02:50.317	3	Suzuki GSXR1000
5	U	Stacey KILLWORTH	2:01.166	17:04:50.474	4	Suzuki GSXR 1000
800	U	Morgan CREASEY	2:00.826	17:06:51.485	5	Suzuki GSXR 1000 K7

#### Session Leader History

NO	CL	NAME	FROM LAP	LAPS LED	DISTANCE	VEHICLE
800	U	Morgan CREASEY	1	2	5.93 miles	Suzuki GSXR 1000 K7
5	U	Stacey KILLWORTH	3	2	5.93 miles	Suzuki GSXR 1000
800	U	Morgan CREASEY	5	1	2.96 miles	Suzuki GSXR 1000 K7

#### Flag History

TYPE	TIME OF DAY
GREEN	16:56:36.064
FINISH	17:06:51.476

#### Flag Statistics

TYPE	COUNT	TOTAL LAPS	TOTAL TIME
Green	1	5	12:00.788
Red	0	0	0.000
Safety Car	0	0	0.000
FCY	0	0	0.000

# BMCRC - MRO Championships 2023 - Rnd 3 @ Snetterton

## BMCRC Thunderbike Ultra & Extreme

### RACE 19 - STATISTICS

CLASS : U

21 Starters

#### Fastest Lap History

NO	NAME	LAP TIME	TIME OF DAY	LAP	VEHICLE
800	Morgan CREASEY	2:02.853	17:00:47.208	2	Suzuki GSXR 1000 K7
45	Chad HASHMI	2:02.549	17:00:47.437	2	Suzuki GSXR1000
5	Stacey KILLWORTH	2:02.471	17:00:47.544	2	Suzuki GSXR 1000
5	Stacey KILLWORTH	2:01.764	17:02:49.309	3	Suzuki GSXR 1000
102	James FEARN	2:01.672	17:02:50.317	3	Suzuki GSXR1000
5	Stacey KILLWORTH	2:01.166	17:04:50.474	4	Suzuki GSXR 1000
800	Morgan CREASEY	2:00.826	17:06:51.485	5	Suzuki GSXR 1000 K7

#### Leader History

NO	NAME	FROM LAP	LAPS LED	DISTANCE	VEHICLE
800	Morgan CREASEY	1	2	5.93 miles	Suzuki GSXR 1000 K7
5	Stacey KILLWORTH	3	2	5.93 miles	Suzuki GSXR 1000
800	Morgan CREASEY	5	1	2.96 miles	Suzuki GSXR 1000 K7

# BMCRC - MRO Championships 2023 - Rnd 3 @ Snetterton

## BMCRC Thunderbike Ultra & Extreme

### RACE 19 - STATISTICS

**CLASS : E**

5 Starters

#### Fastest Lap History

NO	NAME	LAP TIME	TIME OF DAY	LAP	VEHICLE
52	Barry MANTELL	<b>2:05.547</b>	17:00:57.858	2	Honda 929 FIREBLADE

#### Leader History

NO	NAME	FROM LAP	LAPS LED	DISTANCE	VEHICLE
52	Barry MANTELL	1	5	14.84 miles	Honda 929 FIREBLADE

# BMCRC - MRO Championships 2023 - Rnd 3 @ Snetterton

## BMCRC Thunderbike Ultra & Extreme

### RACE 19 - STATISTICS

**CLASS : E R**

2 Starters

#### Fastest Lap History

NO	NAME	LAP TIME	TIME OF DAY	LAP	VEHICLE
744	Gary ANDERSON	<b>2:16.298</b>	17:01:19.990	2	Honda 954RR
744	Gary ANDERSON	<b>2:15.950</b>	17:05:53.173	4	Honda 954RR
744	Gary ANDERSON	<b>2:14.745</b>	17:08:07.918	5	Honda 954RR

#### Leader History

NO	NAME	FROM LAP	LAPS LED	DISTANCE	VEHICLE
744	Gary ANDERSON	1	5	14.84 miles	Honda 954RR





# BMCRC THUNDERBIKE SPORT & BMCRC SUPERTWINS

Supported by Steve Jordan Motorcycles



BMCRC-MRO Championships - Round 3

Snetterton 300

6<sup>th</sup> / 7<sup>th</sup> May 2023



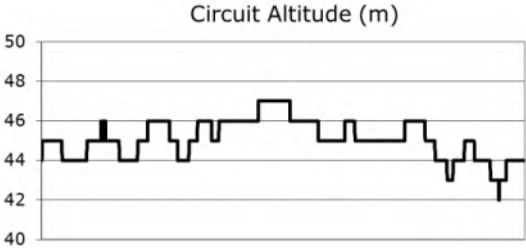
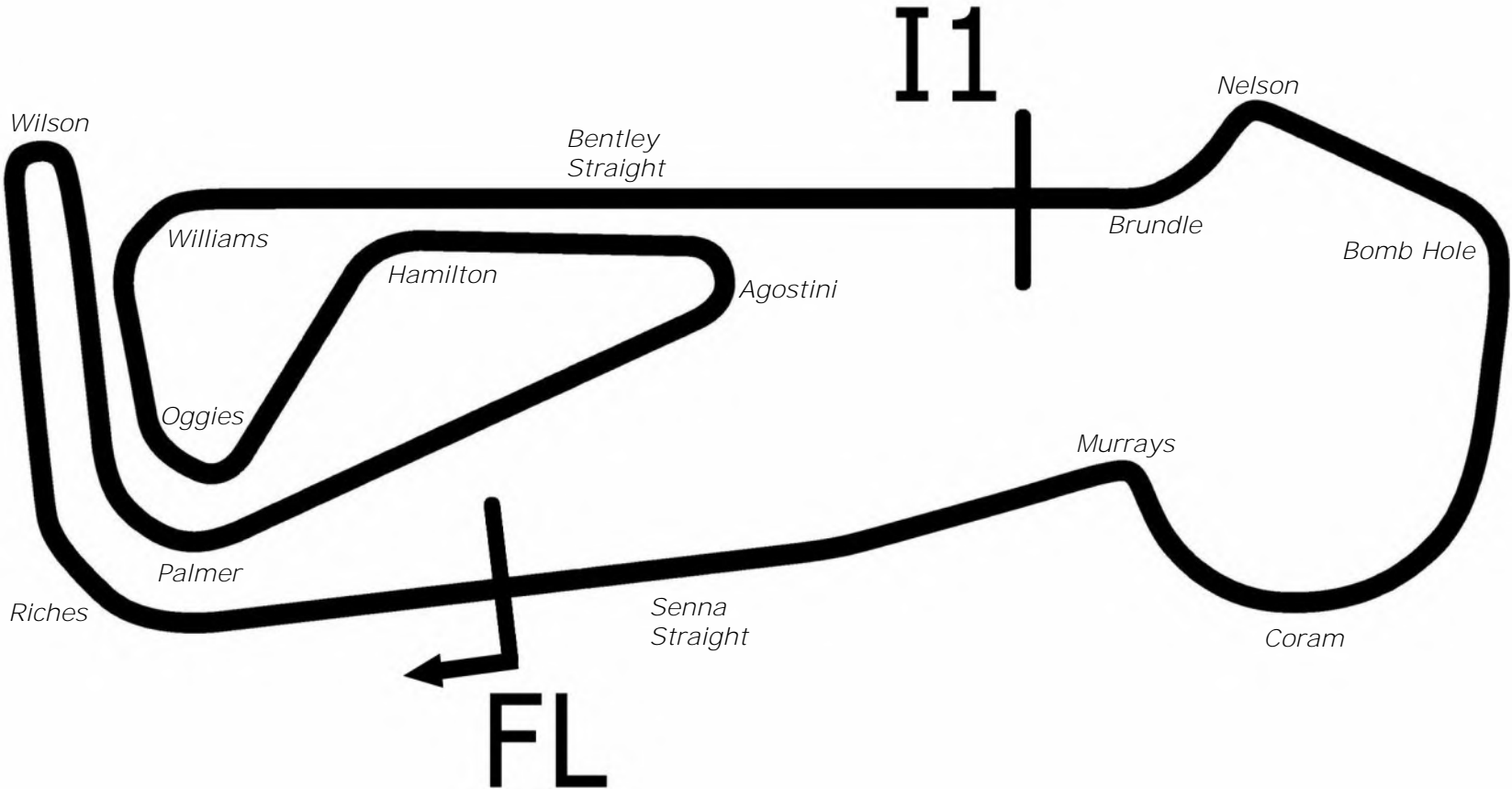
Timing & Results Provided by Timing Solutions Ltd

[www.tsl-timing.com](http://www.tsl-timing.com)

# Snetterton 300



**SPORTS TIMING**  
**TIMING SOLUTIONS LTD**



Length	2.9689 miles	4778.0 m	
FL		52.46340 N	0.94476 E
I1	3198m	52.46617 N	0.94964 E
Pit Entry	4572m	52.46364 N	0.94774 E
Pit Exit	40m after FL	52.46338 N	0.94420 E
Pit Entry-Pit Exit 246m, 17.7s @50kph, 14.7s @60kph			

# BMCRC - MRO Championships 2023 - Rnd 3 @ Snetterton

## BMCRC Thunderbike Sport & BMCRC SuperTwins / Thunderbike Extreme

### QUALIFYING - SECTOR ANALYSIS



SECTOR 1 = FL to I1, SECTOR 2 = I1 to FL, DIFF = Difference To Personal Best Lap, P = Crossed Finish Line in Pit Lane, D = Time Disallowed

P1 0		Jeremy HILL		Yamaha R6 - Silver Arrows Racing / LT-Info.com		
IDEAL LAP TIME : 2:12.895		BEST LAP TIME : 2:12.895		DIFFERENCE : 0.000		
LAP	SECTOR 1	SECTOR 2	LAP TIME	MPH	DIFF	TIME OF DAY
1 -	1:33.006	45.072	2:18.078 (2)	77.40	5.183	10:17:54.603
2 -	<b>1:28.022</b>	<b>44.873</b>	<b>2:12.895 (1)</b>	<b>80.42</b>		<b>10:20:07.498</b>

P2 52 E		Barry MANTELL		Honda 929 FIREBLADE - Swedish car connection		
IDEAL LAP TIME : 2:14.814		BEST LAP TIME : 2:14.814		DIFFERENCE : 0.000		
LAP	SECTOR 1	SECTOR 2	LAP TIME	MPH	DIFF	TIME OF DAY
1 -	1:40.427	49.105	2:29.532	71.47	14.718	10:18:14.416
2 -	1:34.102	47.169	2:21.271	75.65	6.457	10:20:35.687
3 -	1:29.826	46.358	2:16.184 (3)	78.48	1.370	10:22:51.871
4 -	1:30.303	45.496	2:15.799 (2)	78.70	0.985	10:25:07.670
5 -	<b>1:29.613</b>	<b>45.201</b>	<b>2:14.814 (1)</b>	<b>79.28</b>		<b>10:27:22.484</b>

P3 52		Elliot FRICKER		Honda CBR600 - Credit card		
IDEAL LAP TIME : 2:15.457		BEST LAP TIME : 2:15.457		DIFFERENCE : 0.000		
LAP	SECTOR 1	SECTOR 2	LAP TIME	MPH	DIFF	TIME OF DAY
1 -	1:43.855	50.070	2:33.925	69.43	18.468	10:18:12.874
2 -	1:33.292	47.721	2:21.013 (3)	75.79	5.556	10:20:33.887
3 -	1:30.742	47.236	2:17.978 (2)	77.46	2.521	10:22:51.865
4 -	1:32.760	49.207	2:21.967	75.28	6.510	10:25:13.832
5 -	<b>1:29.957</b>	<b>45.500</b>	<b>2:15.457 (1)</b>	<b>78.90</b>		<b>10:27:29.289</b>

P4 117 E		Raymond STAGG		Suzuki GSXR 750 -		
IDEAL LAP TIME : 2:17.047		BEST LAP TIME : 2:17.847		DIFFERENCE : 0.800		
LAP	SECTOR 1	SECTOR 2	LAP TIME	MPH	DIFF	TIME OF DAY
1 -	1:43.894	49.282	2:33.176 (3)	69.77	15.329	10:18:14.006
2 -	1:32.019	<b>45.828</b>	<b>2:17.847 (1)</b>	<b>77.53</b>		<b>10:20:31.853</b>
3 -	<b>1:31.219</b>	47.801	2:19.020 (2)	76.88	1.173	10:22:50.873

P5 97		Alex MANN		Honda CBR600RR - Michael Jones Jeweller, Esprit Group, Carb		
IDEAL LAP TIME : 2:18.570		BEST LAP TIME : 2:18.605		DIFFERENCE : 0.035		
LAP	SECTOR 1	SECTOR 2	LAP TIME	MPH	DIFF	TIME OF DAY
1 -	1:43.185	50.108	2:33.293	69.72	14.688	10:18:13.609
2 -	1:34.536	47.849	2:22.385 (3)	75.06	3.780	10:20:35.994
3 -	1:32.218	<b>47.452</b>	2:19.670 (2)	76.52	1.065	10:22:55.664
4 -	<b>1:31.118</b>	47.487	<b>2:18.605 (1)</b>	<b>77.11</b>		<b>10:25:14.269</b>

P6 25		Harrison DAY		Yamaha R6 -		
IDEAL LAP TIME : 2:18.086		BEST LAP TIME : 2:19.066		DIFFERENCE : 0.980		
LAP	SECTOR 1	SECTOR 2	LAP TIME	MPH	DIFF	TIME OF DAY
1 -	1:47.531	50.279	2:37.810 (3)	67.72	18.744	10:18:25.335
2 -	1:32.677	<b>46.389</b>	<b>2:19.066 (1)</b>	<b>76.85</b>		<b>10:20:44.401</b>
3 -	<b>1:31.697</b>	47.537	2:19.234 (2)	76.76	0.168	10:23:03.635

P7 99		Lee BELLOTTI		Kawasaki ZX6R - MH Equipment Ltd		
IDEAL LAP TIME : 2:19.308		BEST LAP TIME : 2:19.705		DIFFERENCE : 0.397		
LAP	SECTOR 1	SECTOR 2	LAP TIME	MPH	DIFF	TIME OF DAY
1 -	1:46.169	49.723	2:35.892	68.56	16.187	10:18:21.994
2 -	1:32.970	47.709	2:20.679 (3)	75.97	0.974	10:20:42.673
3 -	1:32.499	<b>47.395</b>	2:19.894 (2)	76.40	0.189	10:23:02.567
4 -	<b>1:31.913</b>	47.792	<b>2:19.705 (1)</b>	<b>76.50</b>		<b>10:25:22.272</b>

# BMCRC - MRO Championships 2023 - Rnd 3 @ Snetterton

## BMCRC Thunderbike Sport & BMCRC SuperTwins / Thunderbike Extreme

### QUALIFYING - SECTOR ANALYSIS



SECTOR 1 = FL to I1, SECTOR 2 = I1 to FL, DIFF = Difference To Personal Best Lap, P = Crossed Finish Line in Pit Lane, D = Time Disallowed

P8 41 E		David ABRAHAM		Yamaha R1 - Cambridge Motorcycles			
IDEAL LAP TIME : 2:19.250		BEST LAP TIME : 2:19.728		DIFFERENCE : 0.478			
LAP	SECTOR 1	SECTOR 2	LAP TIME	MPH	DIFF	TIME OF DAY	
1 -	1:41.442	49.884	2:31.326	70.62	11.598	10:18:29.716	
2 -	1:34.276	47.269	2:21.545 (3)	75.51	1.817	10:20:51.261	
3 -	1:32.851	<b>46.877</b>	<b>2:19.728 (1)</b>	<b>76.49</b>		<b>10:23:10.989</b>	
4 -	<b>1:32.373</b>	47.960	2:20.333 (2)	76.16	0.605	10:25:31.322	

P9 58 SUP		Michael ALLEN		Kawasaki ER6 -			
IDEAL LAP TIME : 2:18.747		BEST LAP TIME : 2:19.992		DIFFERENCE : 1.245			
LAP	SECTOR 1	SECTOR 2	LAP TIME	MPH	DIFF	TIME OF DAY	
1 -	1:49.870	53.027	2:42.897	65.61	22.905	10:18:52.863	
2 -	1:36.647	47.721	2:24.368 (3)	74.03	4.376	10:21:17.231	
3 -	1:33.888	<b>46.104</b>	<b>2:19.992 (1)</b>	<b>76.34</b>		<b>10:23:37.223</b>	
4 -	<b>1:32.643</b>	48.538	2:21.181 (2)	75.70	1.189	10:25:58.404	

P10 43		Colin WALKEY		Kawasaki ZX6R G2 - ELP Racing /Team Silver Arrows			
IDEAL LAP TIME : 2:20.278		BEST LAP TIME : 2:20.278		DIFFERENCE : 0.000			
LAP	SECTOR 1	SECTOR 2	LAP TIME	MPH	DIFF	TIME OF DAY	
1 -	1:39.915	48.088	2:28.003 (2)	72.21	7.725	10:18:08.377	
2 -	<b>1:33.615</b>	<b>46.663</b>	<b>2:20.278 (1)</b>	<b>76.19</b>		<b>10:20:28.655</b>	

P11 77		David MAY		Suzuki GSXR600 - Orchard cooling/ Team Silver Arrows			
IDEAL LAP TIME : 2:19.753		BEST LAP TIME : 2:20.497		DIFFERENCE : 0.744			
LAP	SECTOR 1	SECTOR 2	LAP TIME	MPH	DIFF	TIME OF DAY	
1 -	1:41.074	48.034	2:29.108	71.68	8.611	10:18:08.872	
2 -	1:34.000	<b>46.497</b>	<b>2:20.497 (1)</b>	<b>76.07</b>		<b>10:20:29.369</b>	
3 -	1:33.520	48.943	2:22.463	75.02	1.966	10:22:51.832	
4 -	<b>1:33.256</b>	49.199	2:22.455 (3)	75.02	1.958	10:25:14.287	
5 -	1:33.336	47.616	2:20.952 (2)	75.82	0.455	10:27:35.239	

P12 69		Tony RUSSO		Yamaha R6 - Wymark Lubricants			
IDEAL LAP TIME : 2:20.550		BEST LAP TIME : 2:21.113		DIFFERENCE : 0.563			
LAP	SECTOR 1	SECTOR 2	LAP TIME	MPH	DIFF	TIME OF DAY	
1 -	1:43.485	50.120	2:33.605 (3)	69.58	12.492	10:18:14.252	
2 -	1:35.405	<b>46.943</b>	2:22.348 (2)	75.08	1.235	10:20:36.600	
3 -	<b>1:33.607</b>	47.506	<b>2:21.113 (1)</b>	<b>75.74</b>		<b>10:22:57.713</b>	

P13 151		Andy DENYER		Yamaha OW01 -			
IDEAL LAP TIME : 2:21.955		BEST LAP TIME : 2:22.401		DIFFERENCE : 0.446			
LAP	SECTOR 1	SECTOR 2	LAP TIME	MPH	DIFF	TIME OF DAY	
1 -	1:51.589	55.141	2:46.730	64.10	24.329	10:18:56.137	
2 -	1:42.059	50.593	2:32.652 (3)	70.01	10.251	10:21:28.789	
3 -	1:37.080	<b>47.489</b>	2:24.569 (2)	73.93	2.168	10:23:53.358	
4 -	<b>1:34.466</b>	47.935	<b>2:22.401 (1)</b>	<b>75.05</b>		<b>10:26:15.759</b>	

P14 57		Paul NEWMAN		Yamaha R6 - Scarlett racing			
IDEAL LAP TIME : 2:23.336		BEST LAP TIME : 2:23.336		DIFFERENCE : 0.000			
LAP	SECTOR 1	SECTOR 2	LAP TIME	MPH	DIFF	TIME OF DAY	
1 -	1:44.379	50.095	2:34.474	69.19	11.138	10:18:35.385	
2 -	1:35.753	49.150	2:24.903 (2)	73.76	1.567	10:21:00.288	
3 -	1:37.111	50.069	2:27.180 (3)	72.61	3.844	10:23:27.468	
4 -	<b>1:35.459</b>	<b>47.877</b>	<b>2:23.336 (1)</b>	<b>74.56</b>		<b>10:25:50.804</b>	

# BMCRC - MRO Championships 2023 - Rnd 3 @ Snetterton

## BMCRC Thunderbike Sport & BMCRC SuperTwins / Thunderbike Extreme

### QUALIFYING - SECTOR ANALYSIS



SECTOR 1 = FL to I1, SECTOR 2 = I1 to FL, DIFF = Difference To Personal Best Lap, P = Crossed Finish Line in Pit Lane, D = Time Disallowed

<b>P15</b>	<b>744 E R</b>	<b>Gary ANDERSON</b>	Honda 954RR - A&M MOT Services. Guildford			
IDEAL LAP TIME :		BEST LAP TIME : 2:23.546	DIFFERENCE :			
LAP	SECTOR 1	SECTOR 2	LAP TIME	MPH	DIFF	TIME OF DAY
1 -			2:34.544	69.15	10.998	10:19:00.533
2 -			2:27.062 (3)	72.67	3.516	10:21:27.595
3 -			2:23.956 (2)	74.24	0.410	10:23:51.551
4 -			<b>2:23.546 (1)</b>	<b>74.45</b>		<b>10:26:15.097</b>

<b>P16</b>	<b>139</b>	<b>Rob MARLEY</b>	Honda CBR600F3 - PearTree Racing			
IDEAL LAP TIME : 2:24.009		BEST LAP TIME : 2:24.416	DIFFERENCE : 0.407			
LAP	SECTOR 1	SECTOR 2	LAP TIME	MPH	DIFF	TIME OF DAY
1 -	1:44.369	51.178	2:35.547	68.71	11.131	10:18:17.610
2 -	1:37.448	50.307	2:27.755 (3)	72.33	3.339	10:20:45.365
3 -	1:35.578	<b>48.838</b>	<b>2:24.416 (1)</b>	<b>74.00</b>		<b>10:23:09.781</b>
4 -	<b>1:35.171</b>	50.194	2:25.365 (2)	73.52	0.949	10:25:35.146

<b>P17</b>	<b>6 E</b>	<b>Andrew FIRTH</b>	Yamaha YZF-R1 - LTRmotorcycles.co.uk / Palmer Race Skool /			
IDEAL LAP TIME : 2:24.311		BEST LAP TIME : 2:24.950	DIFFERENCE : 0.639			
LAP	SECTOR 1	SECTOR 2	LAP TIME	MPH	DIFF	TIME OF DAY
1 -	1:45.663	50.825	2:36.488	68.29	11.538	10:18:38.740
2 -	1:37.755	50.790	2:28.545 (3)	71.95	3.595	10:21:07.285
3 -	<b>1:35.322</b>	50.286	2:25.608 (2)	73.40	0.658	10:23:32.893
4 -	1:35.961	<b>48.989</b>	<b>2:24.950 (1)</b>	<b>73.73</b>		<b>10:25:57.843</b>

<b>P18</b>	<b>994 R</b>	<b>Adrian HOWARD</b>	Suzuki GSXR 600 -			
IDEAL LAP TIME : 2:24.397		BEST LAP TIME : 2:25.876	DIFFERENCE : 1.479			
LAP	SECTOR 1	SECTOR 2	LAP TIME	MPH	DIFF	TIME OF DAY
1 -	1:42.511	51.013	2:33.524 (2)	69.61	7.648	10:18:14.828
2 -	1:36.202	<b>49.674</b>	<b>2:25.876 (1)</b>	<b>73.26</b>		<b>10:20:40.704</b>

<b>P19</b>	<b>81</b>	<b>Malvern MAY</b>	Honda CBR600RR - IMP racing			
IDEAL LAP TIME : 2:26.692		BEST LAP TIME : 2:26.692	DIFFERENCE : 0.000			
LAP	SECTOR 1	SECTOR 2	LAP TIME	MPH	DIFF	TIME OF DAY
1 -	1:47.615	52.705	2:40.320 (3)	66.66	13.628	10:18:30.441
2 -	1:39.517	50.411	2:29.928 (2)	71.28	3.236	10:21:00.369
3 -	<b>1:37.488</b>	<b>49.204</b>	<b>2:26.692 (1)</b>	<b>72.86</b>		<b>10:23:27.061</b>

<b>P20</b>	<b>44 SUP</b>	<b>Tony PARKER</b>	Kawasaki ER650RR - insta/youtube 44notpol			
IDEAL LAP TIME : 2:27.053		BEST LAP TIME : 2:27.053	DIFFERENCE : 0.000			
LAP	SECTOR 1	SECTOR 2	LAP TIME	MPH	DIFF	TIME OF DAY
1 -	OUTLAP	52.025	2:41.676	66.10	14.623	10:19:24.131
2 -	1:39.079	51.942	2:31.021 (3)	70.77	3.968	10:21:55.152
3 -	1:37.474	51.876	2:29.350 (2)	71.56	2.297	10:24:24.502
4 -	<b>1:37.417</b>	<b>49.636</b>	<b>2:27.053 (1)</b>	<b>72.68</b>		<b>10:26:51.555</b>

<b>P21</b>	<b>49</b>	<b>Oli CHAYTOR</b>	Yamaha R6 - PearTree Racing			
IDEAL LAP TIME : 2:27.143		BEST LAP TIME : 2:27.359	DIFFERENCE : 0.216			
LAP	SECTOR 1	SECTOR 2	LAP TIME	MPH	DIFF	TIME OF DAY
1 -	1:51.719	53.923	2:45.642	64.52	18.283	10:18:30.171
2 -	1:39.002	50.307	2:29.309 (3)	71.58	1.950	10:20:59.480
3 -	<b>1:37.592</b>	49.767	<b>2:27.359 (1)</b>	<b>72.53</b>		<b>10:23:26.839</b>
4 -	1:38.226	<b>49.551</b>	2:27.777 (2)	72.32	0.418	10:25:54.616

# BMCRC - MRO Championships 2023 - Rnd 3 @ Snetterton

## BMCRC Thunderbike Sport & BMCRC SuperTwins / Thunderbike Extreme

### QUALIFYING - SECTOR ANALYSIS



SECTOR 1 = FL to I1, SECTOR 2 = I1 to FL, DIFF = Difference To Personal Best Lap, P = Crossed Finish Line in Pit Lane, D = Time Disallowed

P22 17 SUP		David BROOK		Yamaha RS660 - Brook Motorsport			
IDEAL LAP TIME : 2:27.373		BEST LAP TIME : 2:27.373		DIFFERENCE : 0.000			
LAP	SECTOR 1	SECTOR 2	LAP TIME	MPH	DIFF	TIME OF DAY	
1 -	1:47.337	52.458	2:39.795	66.88	12.422	10:18:44.793	
2 -	1:38.912	51.211	2:30.123 (3)	71.19	2.750	10:21:14.916	
3 -	1:38.987	50.253	2:29.240 (2)	71.61	1.867	10:23:44.156	
4 -	<b>1:37.186</b>	<b>50.187</b>	<b>2:27.373 (1)</b>	<b>72.52</b>		<b>10:26:11.529</b>	

P23 78		Tim FRAMPTON		Suzuki SV650 - K66			
IDEAL LAP TIME : 2:27.630		BEST LAP TIME : 2:27.802		DIFFERENCE : 0.172			
LAP	SECTOR 1	SECTOR 2	LAP TIME	MPH	DIFF	TIME OF DAY	
1 -	1:50.765	55.369	2:46.134	64.33	18.332	10:18:53.330	
2 -	1:39.265	<b>49.525</b>	2:28.790 (2)	71.83	0.988	10:21:22.120	
3 -	<b>1:38.105</b>	49.697	<b>2:27.802 (1)</b>	<b>72.31</b>		<b>10:23:49.922</b>	
4 -	1:38.464	50.386	2:28.850 (3)	71.80	1.048	10:26:18.772	

P24 212 E R		Martin BRADER		Aprilia RSVR - Infinity PM			
IDEAL LAP TIME : 2:28.009		BEST LAP TIME : 2:28.009		DIFFERENCE : 0.000			
LAP	SECTOR 1	SECTOR 2	LAP TIME	MPH	DIFF	TIME OF DAY	
1 -	1:53.623	54.334	2:47.957	63.63	19.948	10:19:28.426	
2 -	1:41.645	51.081	2:32.726 (3)	69.98	4.717	10:22:01.152	
3 -	1:38.436	50.287	2:28.723 (2)	71.86	0.714	10:24:29.875	
4 -	<b>1:38.336</b>	<b>49.673</b>	<b>2:28.009 (1)</b>	<b>72.21</b>		<b>10:26:57.884</b>	

P25 67 SUP		Simon HARVEY		Suzuki SV650 - Kids Inheritance (Sorry)			
IDEAL LAP TIME : 2:29.024		BEST LAP TIME : 2:29.024		DIFFERENCE : 0.000			
LAP	SECTOR 1	SECTOR 2	LAP TIME	MPH	DIFF	TIME OF DAY	
1 -	1:52.325	51.197	2:43.522	65.36	14.498	10:18:35.216	
2 -	1:41.795	51.634	2:33.429 (3)	69.66	4.405	10:21:08.645	
3 -	<b>1:38.656</b>	<b>50.368</b>	<b>2:29.024 (1)</b>	<b>71.72</b>		<b>10:23:37.669</b>	
4 -	1:39.859	50.956	2:30.815 (2)	70.86	1.791	10:26:08.484	

P26 47		Tristan BOHANAN		Suzuki SV 650 -			
IDEAL LAP TIME : 2:30.023		BEST LAP TIME : 2:30.127		DIFFERENCE : 0.104			
LAP	SECTOR 1	SECTOR 2	LAP TIME	MPH	DIFF	TIME OF DAY	
1 -	1:48.480	52.233	2:40.713 (2)	66.50	10.586	10:18:45.956	
2 -	1:39.302	<b>50.825</b>	<b>2:30.127 (1)</b>	<b>71.19</b>		<b>10:21:16.083</b>	

P27 167 R		Terry SMITH		Suzuki SV650 - IMP Racing			
IDEAL LAP TIME : 2:30.739		BEST LAP TIME : 2:30.739		DIFFERENCE : 0.000			
LAP	SECTOR 1	SECTOR 2	LAP TIME	MPH	DIFF	TIME OF DAY	
1 -	1:51.088	51.452	2:42.540 (2)	65.75	11.801	10:18:47.211	
2 -	<b>1:39.406</b>	<b>51.333</b>	<b>2:30.739 (1)</b>	<b>70.90</b>		<b>10:21:17.950</b>	

P28 26		Piers DARBY		Suzuki SV650 - Darby Racing			
IDEAL LAP TIME : 2:34.707		BEST LAP TIME : 2:34.902		DIFFERENCE : 0.195			
LAP	SECTOR 1	SECTOR 2	LAP TIME	MPH	DIFF	TIME OF DAY	
1 -	1:53.104	55.246	2:48.350	63.48	13.448	10:18:55.879	
2 -	1:44.275	53.670	2:37.945 (3)	67.66	3.043	10:21:33.824	
3 -	<b>1:42.521</b>	52.485	2:35.006 (2)	68.95	0.104	10:24:08.830	
4 -	1:42.716	<b>52.186</b>	<b>2:34.902 (1)</b>	<b>68.99</b>		<b>10:26:43.732</b>	

# BMCRC - MRO Championships 2023 - Rnd 3 @ Snetterton

## BMCRC Thunderbike Sport & BMCRC SuperTwins / Thunderbike Extreme

### QUALIFYING - SECTOR ANALYSIS



SECTOR 1 = FL to I1, SECTOR 2 = I1 to FL, DIFF = Difference To Personal Best Lap, P = Crossed Finish Line in Pit Lane, D = Time Disallowed

P29 138 SUP		Craig JARMIN		Suzuki SV650 - SK PreP			
IDEAL LAP TIME : 2:35.153		BEST LAP TIME : 2:35.153		DIFFERENCE : 0.000			
LAP	SECTOR 1	SECTOR 2	LAP TIME	MPH	DIFF	TIME OF DAY	
1 -	1:55.865	57.299	2:53.164	61.72	18.011	10:19:01.452	
2 -	1:48.101	53.994	2:42.095 (3)	65.93	6.942	10:21:43.547	
3 -	1:45.736	54.463	2:40.199 (2)	66.71	5.046	10:24:23.746	
4 -	<b>1:43.108</b>	<b>52.045</b>	<b>2:35.153 (1)</b>	<b>68.88</b>		<b>10:26:58.899</b>	

P30 66		Mark SMITH		Yamaha R6 - IMP RACING			
IDEAL LAP TIME : 2:35.301		BEST LAP TIME : 2:35.301		DIFFERENCE : 0.000			
LAP	SECTOR 1	SECTOR 2	LAP TIME	MPH	DIFF	TIME OF DAY	
1 -	1:55.099	58.976	2:54.075	61.39	18.774	10:19:00.709	
2 -	1:46.380	55.461	2:41.841 (2)	66.04	6.540	10:21:42.550	
3 -	1:45.309	57.242	2:42.551 (3)	65.75	7.250	10:24:25.101	
4 -	<b>1:43.734</b>	<b>51.567</b>	<b>2:35.301 (1)</b>	<b>68.82</b>		<b>10:27:00.402</b>	

P31 35 R		Logan STONE		Yamaha R6 -			
IDEAL LAP TIME : 2:35.352		BEST LAP TIME : 2:35.352		DIFFERENCE : 0.000			
LAP	SECTOR 1	SECTOR 2	LAP TIME	MPH	DIFF	TIME OF DAY	
1 -	1:54.956	57.283	2:52.239	62.05	16.887	10:18:54.064	
2 -	1:44.434	55.959	2:40.393 (3)	66.63	5.041	10:21:34.457	
3 -	1:44.527	55.137	2:39.664 (2)	66.94	4.312	10:24:14.121	
4 -	<b>1:41.505</b>	<b>53.847</b>	<b>2:35.352 (1)</b>	<b>68.79</b>		<b>10:26:49.473</b>	

P32 127		John DAY		Honda VFR 750 F -			
IDEAL LAP TIME : 2:35.679		BEST LAP TIME : 2:35.679		DIFFERENCE : 0.000			
LAP	SECTOR 1	SECTOR 2	LAP TIME	MPH	DIFF	TIME OF DAY	
1 -	OUTLAP	55.217	2:54.802	61.14	19.123	10:20:00.919	
2 -	1:44.786	52.384	2:37.170 (2)	68.00	1.491	10:22:38.089	
3 -	<b>1:43.434</b>	<b>52.245</b>	<b>2:35.679 (1)</b>	<b>68.65</b>		<b>10:25:13.768</b>	

P33 129 E		Derek CRIPPS		Yamaha R1 - Team FBR			
IDEAL LAP TIME : 2:27.462		BEST LAP TIME : 2:37.350		DIFFERENCE : 9.888			
LAP	SECTOR 1	SECTOR 2	LAP TIME	MPH	DIFF	TIME OF DAY	
1 -	1:47.186	<b>50.164</b>	<b>2:37.350 (1)</b>	<b>67.92</b>		<b>10:18:39.030</b>	

P34 137 R		Colin McPHERSON		Yamaha R6 -			
IDEAL LAP TIME : 2:39.457		BEST LAP TIME : 2:39.457		DIFFERENCE : 0.000			
LAP	SECTOR 1	SECTOR 2	LAP TIME	MPH	DIFF	TIME OF DAY	
1 -	1:54.838	56.973	2:51.811	62.20	12.354	10:18:55.635	
2 -	1:46.860	56.109	2:42.969 (3)	65.58	3.512	10:21:38.604	
3 -	1:45.663	55.319	2:40.982 (2)	66.39	1.525	10:24:19.586	
4 -	<b>1:44.604</b>	<b>54.853</b>	<b>2:39.457 (1)</b>	<b>67.02</b>		<b>10:26:59.043</b>	

P35 27 SUP		Giovanni BELIOSSI		BMW F900R -			
IDEAL LAP TIME : 2:39.415		BEST LAP TIME : 2:39.603		DIFFERENCE : 0.188			
LAP	SECTOR 1	SECTOR 2	LAP TIME	MPH	DIFF	TIME OF DAY	
1 -	1:55.444	59.093	2:54.537	61.23	14.934	10:18:59.424	
2 -	1:47.141	<b>55.032</b>	2:42.173 (2)	65.90	2.570	10:21:41.597	
3 -	1:46.001	56.999	2:43.000 (3)	65.57	3.397	10:24:24.597	
4 -	<b>1:44.383</b>	55.220	<b>2:39.603 (1)</b>	<b>66.96</b>		<b>10:27:04.200</b>	

# BMCRC - MRO Championships 2023 - Rnd 3 @ Snetterton

## BMCRC Thunderbike Sport & BMCRC SuperTwins / Thunderbike Extreme

### QUALIFYING - SECTOR ANALYSIS



SECTOR 1 = FL to I1, SECTOR 2 = I1 to FL, DIFF = Difference To Personal Best Lap, P = Crossed Finish Line in Pit Lane, D = Time Disallowed

<b>P36</b>	<b>48</b>	<b>Shaun WALLIS</b>	Yamaha R6 - MBC Despatch Racing			
IDEAL LAP TIME : 2:40.295		BEST LAP TIME : 2:40.295	DIFFERENCE : 0.000			
LAP	SECTOR 1	SECTOR 2	LAP TIME	MPH	DIFF	TIME OF DAY
1 -	1:55.895	59.007	2:54.902 (2)	61.10	14.607	10:19:00.106
2 -	<b>1:45.455</b>	<b>54.840</b>	<b>2:40.295 (1)</b>	<b>66.67</b>		<b>10:21:40.401</b>
<b>P37</b>	<b>11</b>	<b>Malcolm BATE</b>	Yamaha R6 - Hartjay			
IDEAL LAP TIME : 2:36.732		BEST LAP TIME : 2:40.784	DIFFERENCE : 4.052			
LAP	SECTOR 1	SECTOR 2	LAP TIME	MPH	DIFF	TIME OF DAY
1 -	1:52.153	59.575	2:51.728 (3)	62.23	10.944	10:19:01.668
2 -	1:47.747	<b>53.037</b>	<b>2:40.784 (1)</b>	<b>66.47</b>		<b>10:21:42.452</b>
3 -	1:44.308	58.411	2:42.719 (2)	65.68	1.935	10:24:25.171
<b>P38</b>	<b>56</b>	<b>Phil MARSH</b>	Kawasaki ZX6R - IMP Racing / CapsuleAI			
IDEAL LAP TIME :		BEST LAP TIME : 2:45.871	DIFFERENCE :			
LAP	SECTOR 1	SECTOR 2	LAP TIME	MPH	DIFF	TIME OF DAY
1 -			<b>2:45.871 (1)</b>	<b>64.43</b>		<b>10:22:52.575</b>
<b>P39</b>	<b>211 E R</b>	<b>Ben HYLAND</b>	Suzuki GSXR 750 - meltedsliders			
IDEAL LAP TIME : 2:51.788		BEST LAP TIME : 2:51.788	DIFFERENCE : 0.000			
LAP	SECTOR 1	SECTOR 2	LAP TIME	MPH	DIFF	TIME OF DAY
1 -	2:11.736	1:01.833	3:13.569	55.21	21.781	10:18:59.937
2 -	2:00.817	1:00.215	3:01.032 (2)	59.03	9.244	10:22:00.969
3 -	2:01.991	1:00.532	3:02.523 (3)	58.55	10.735	10:25:03.492
4 -	<b>1:54.259</b>	<b>57.529</b>	<b>2:51.788 (1)</b>	<b>62.21</b>		<b>10:27:55.280</b>



# BMCRC - MRO Championships 2023 - Rnd 3 @ Snetterton

## BMCRC Thunderbike Sport & BMCRC SuperTwins / Thunderbike Extreme

### QUALIFYING - BEST SECTORS

SECTOR 1			SECTOR 2			IDEAL / BEST COMPARISON						
POS	NO	NAME	TIME	NO	NAME	TIME	POS	NO	NAME	IDEAL	BEST	DIFF
									<b>PERFECT LAP</b>	<b>2:12.895</b>		
1	0	HILL	1:28.022	0	HILL	44.873	1	0	HILL	2:12.895	2:12.895	0.000
2	52	MANTELL	1:29.613	52	MANTELL	45.201	2	52	MANTELL	2:14.814	2:14.814	0.000
3	52	FRICKER	1:29.957	52	FRICKER	45.500	3	52	FRICKER	2:15.457	2:15.457	0.000
4	97	MANN	1:31.118	117	STAGG	45.828	4	117	STAGG	2:17.047	2:17.847	0.800
5	117	STAGG	1:31.219	58	ALLEN	46.104	5	25	DAY	2:18.086	2:19.066	0.980
6	25	DAY	1:31.697	25	DAY	46.389	6	97	MANN	2:18.570	2:18.605	0.035
7	99	BELLOTTI	1:31.913	77	MAY	46.497	7	58	ALLEN	2:18.747	2:19.992	1.245
8	41	ABRAHAM	1:32.373	43	WALKEY	46.663	8	41	ABRAHAM	2:19.250	2:19.728	0.478
9	58	ALLEN	1:32.643	41	ABRAHAM	46.877	9	99	BELLOTTI	2:19.308	2:19.705	0.397
10	77	MAY	1:33.256	69	RUSSO	46.943	10	77	MAY	2:19.753	2:20.497	0.744
11	69	RUSSO	1:33.607	99	BELLOTTI	47.395	11	43	WALKEY	2:20.278	2:20.278	0.000
12	43	WALKEY	1:33.615	97	MANN	47.452	12	69	RUSSO	2:20.550	2:21.113	0.563
13	151	DENYER	1:34.466	151	DENYER	47.489	13	151	DENYER	2:21.955	2:22.401	0.446
14	994	HOWARD	1:34.723	57	NEWMAN	47.877	14	57	NEWMAN	2:23.336	2:23.336	0.000
15	139	MARLEY	1:35.171	139	MARLEY	48.838	15	139	MARLEY	2:24.009	2:24.416	0.407
16	6	FIRTH	1:35.322	6	FIRTH	48.989	16	6	FIRTH	2:24.311	2:24.950	0.639
17	57	NEWMAN	1:35.459	81	MAY	49.204	17	994	HOWARD	2:24.397	2:25.876	1.479
18	17	BROOK	1:37.186	78	FRAMPTON	49.525	18	81	MAY	2:26.692	2:26.692	0.000
19	129	CRIPPS	1:37.298	49	CHAYTOR	49.551	19	44	PARKER	2:27.053	2:27.053	0.000
20	44	PARKER	1:37.417	44	PARKER	49.636	20	49	CHAYTOR	2:27.143	2:27.359	0.216
21	81	MAY	1:37.488	212	BRADER	49.673	21	17	BROOK	2:27.373	2:27.373	0.000
22	49	CHAYTOR	1:37.592	994	HOWARD	49.674	22	129	CRIPPS	2:27.462	2:27.350	9.888
23	78	FRAMPTON	1:38.105	129	CRIPPS	50.164	23	78	FRAMPTON	2:27.630	2:27.802	0.172
24	212	BRADER	1:38.336	17	BROOK	50.187	24	212	BRADER	2:28.009	2:28.009	0.000
25	67	HARVEY	1:38.656	67	HARVEY	50.368	25	67	HARVEY	2:29.024	2:29.024	0.000
26	47	BOHANAN	1:39.198	47	BOHANAN	50.825	26	47	BOHANAN	2:30.023	2:30.127	0.104
27	167	SMITH	1:39.406	167	SMITH	51.333	27	167	SMITH	2:30.739	2:30.739	0.000
28	35	STONE	1:41.505	66	SMITH	51.567	28	26	DARBY	2:34.707	2:34.902	0.195
29	26	DARBY	1:42.521	138	JARMIN	52.045	29	138	JARMIN	2:35.153	2:35.153	0.000
30	138	JARMIN	1:43.108	26	DARBY	52.186	30	66	SMITH	2:35.301	2:35.301	0.000
31	127	DAY	1:43.434	127	DAY	52.245	31	35	STONE	2:35.352	2:35.352	0.000
32	11	BATE	1:43.695	11	BATE	53.037	32	127	DAY	2:35.679	2:35.679	0.000
33	66	SMITH	1:43.734	35	STONE	53.847	33	11	BATE	2:36.732	2:40.784	4.052
34	27	BELIOSSI	1:44.383	48	WALLIS	54.840	34	27	BELIOSSI	2:39.415	2:39.603	0.188
35	137	McPHERSON	1:44.604	137	McPHERSON	54.853	35	137	McPHERSON	2:39.457	2:39.457	0.000
36	48	WALLIS	1:45.455	27	BELIOSSI	55.032	36	48	WALLIS	2:40.295	2:40.295	0.000
37	211	HYLAND	1:54.259	211	HYLAND	57.529	37	211	HYLAND	2:51.788	2:51.788	0.000
38							38	744	ANDERSON		2:23.546	
39							39	56	MARSH		2:45.871	

# BMCRC - MRO Championships 2023 - Rnd 3 @ Snetterton

## BMCRC Thunderbike Sport & BMCRC SuperTwins / Thunderbike Extreme

### QUALIFYING - CLASSIFICATION

POS	NO	CL	PIC NAME	ENTRY	TIME	ON	LAPS	GAP	DIFF	MPH
1	0		1 Jeremy HILL	Yamaha R6 - Silver Arrows Racing / LT-Info.com	2:12.895	2	2			80.42
2	52	E	1 Barry MANTELL	Honda 929 FIREBLADE - Swedish car connection	2:14.814	5	5	1.919	1.919	79.28
3	52		2 Elliot FRICKER	Honda CBR600 - Credit card	2:15.457	5	5	2.562	0.643	78.90
4	117	E	2 Raymond STAGG	Suzuki GSXR 750 -	2:17.847	2	3	4.952	2.390	77.53
5	97		3 Alex MANN	Honda CBR600RR - Michael Jones Jeweller, Esprit Grc	2:18.605	4	4	5.710	0.758	77.11
6	25		4 Harrison DAY	Yamaha R6 -	2:19.066	2	3	6.171	0.461	76.85
7	99		5 Lee BELLOTTI	Kawasaki ZX6R - MH Equipment Ltd	2:19.705	4	4	6.810	0.639	76.50
8	41	E	3 David ABRAHAM	Yamaha R1 - Cambridge Motorcycles	2:19.728	3	4	6.833	0.023	76.49
9	58	SUP	1 Michael ALLEN	Kawasaki ER6 -	2:19.992	3	4	7.097	0.264	76.34
10	43		6 Colin WALKEY	Kawasaki ZX6R G2 - ELP Racing /Team Silver Arrows	2:20.278	2	2	7.383	0.286	76.19
11	77		7 David MAY	Suzuki GSXR600 - Orchard cooling/ Team Silver Arrow	2:20.497	2	5	7.602	0.219	76.07
12	69		8 Tony RUSSO	Yamaha R6 - Wymark Lubricants	2:21.113	3	3	8.218	0.616	75.74
13	151		9 Andy DENYER	Yamaha OW01 -	2:22.401	4	4	9.506	1.288	75.05
14	57		10 Paul NEWMAN	Yamaha R6 - Scarlett racing	2:23.336	4	4	10.441	0.935	74.56
15	744*	E R	1 Gary ANDERSON	Honda 954RR - A&M MOT Services. Guildford	2:23.546	4	4	10.651	0.210	74.45
16	139		11 Rob MARLEY	Honda CBR600F3 - PearTree Racing	2:24.416	3	4	11.521	0.870	74.00
17	6	E	4 Andrew FIRTH	Yamaha YZF-R1 - LTRmotorcycles.co.uk / Palmer Rac	2:24.950	4	4	12.055	0.534	73.73
18	994	R	1 Adrian HOWARD	Suzuki GSXR 600 -	2:25.876	2	2	12.981	0.926	73.26
19	81		12 Malvern MAY	Honda CBR600RR - IMP racing	2:26.692	3	3	13.797	0.816	72.86
20	44	SUP	2 Tony PARKER	Kawasaki ER650RR - insta/youtube 44notpol	2:27.053	4	4	14.158	0.361	72.68
21	49		13 Oli CHAYTOR	Yamaha R6 - PearTree Racing	2:27.359	3	4	14.464	0.306	72.53
22	17	SUP	3 David BROOK	Yamaha RS660 - Brook Motorsport	2:27.373	4	4	14.478	0.014	72.52
23	78		14 Tim FRAMPTON	Suzuki SV650 - K66	2:27.802	3	4	14.907	0.429	72.31
24	212	E R	2 Martin BRADER	Aprilia RSVR - Infinity PM	2:28.009	4	4	15.114	0.207	72.21
25	67	SUP	4 Simon HARVEY	Suzuki SV650 - Kids Inheritance (Sorry)	2:29.024	3	4	16.129	1.015	71.72
26	47		15 Tristan BOHANAN	Suzuki SV 650 -	2:30.127	2	2	17.232	1.103	71.19
27	167	R	2 Terry SMITH	Suzuki SV650 - IMP Racing	2:30.739	2	2	17.844	0.612	70.90
28	26		16 Piers DARBY	Suzuki SV650 - Darby Racing	2:34.902	4	4	22.007	4.163	68.99
29	138	SUP	5 Craig JARMIN	Suzuki SV650 - SK PreP	2:35.153	4	4	22.258	0.251	68.88
30	66		17 Mark SMITH	Yamaha R6 - IMP RACING	2:35.301	4	4	22.406	0.148	68.82
31	35	R	3 Logan STONE	Yamaha R6 -	2:35.352	4	4	22.457	0.051	68.79
32	127		18 John DAY	Honda VFR 750 F -	2:35.679	3	3	22.784	0.327	68.65
33	129	E	5 Derek CRIPPS	Yamaha R1 - Team FBR	2:37.350	1	1	24.455	1.671	67.92
34	137	R	4 Colin McPHERSON	Yamaha R6 -	2:39.457	4	4	26.562	2.107	67.02
35	27	SUP	6 Giovanni BELIOSSI	BMW F900R -	2:39.603	4	4	26.708	0.146	66.96
36	48		19 Shaun WALLIS	Yamaha R6 - MBC Despatch Racing	2:40.295	2	2	27.400	0.692	66.67
37	11		20 Malcolm BATE	Yamaha R6 - Hartjay	2:40.784	2	3	27.889	0.489	66.47
38	56*		21 Phil MARSH	Kawasaki ZX6R - IMP Racing / CapsuleAl	2:45.871	1	1	32.976	5.087	64.43
39	211	E R	3 Ben HYLAND	Suzuki GSXR 750 - meltedsliders	2:51.788	4	4	38.893	5.917	62.21

Weather / Track : Cloudy / Drying

These results are provisional until the conclusion of any judicial and technical matters.

Snetterton 300: 2.9689 miles

Date: 06/05/2023 Start: 10:15 Finish: 10:25

Clerk Of Course :	Stewards :	Timekeeper : Richard Evans
-------------------	------------	----------------------------

Results can be found at [www.tsl-timing.com](http://www.tsl-timing.com)

Printed - 10:28 Saturday, 06 May 2023



# BMCRC - MRO Championships 2023 - Rnd 3 @ Snetterton

## BMCRC Thunderbike Sport & BMCRC SuperTwins / Thunderbike Extreme

### QUALIFYING - STATISTICS

**Competitors Started** 39  
**Planned Start** 2023-05-06 @ 10:15:00.000  
**Actual Start** 2023-05-06 @ 10:15:23.778  
**Finish Time** 2023-05-06 @ 10:25:22.271  
**Track Length** 2.9689mi.  
**Total Laps** 135  
**Total Distance Covered** 400.8030mi.

### Session Fastest Lap History

NO	CL	NAME	LAP TIME	TIME OF DAY	LAP	VEHICLE
0		Jeremy HILL	<b>2:18.078</b>	10:17:54.611	1	Yamaha R6
0		Jeremy HILL	<b>2:12.895</b>	10:20:07.505	2	Yamaha R6

### Flag History

TYPE	TIME OF DAY
GREEN	10:15:23.778
FINISH	10:25:22.271

### Flag Statistics

TYPE	COUNT	TOTAL LAPS	TOTAL TIME
Green	1	5	13:18.293
Red	0	0	0.000
Safety Car	0	0	0.000
FCY	0	0	0.000

# BMCRC - MRO Championships 2023 - Rnd 3 @ Snetterton

## BMCRC Thunderbike Sport & BMCRC SuperTwins / Thunderbike Extreme

### QUALIFYING - STATISTICS

CLASS : R

4 Starters

#### Fastest Lap History

NO	NAME	LAP TIME	TIME OF DAY	LAP	VEHICLE
994	Adrian HOWARD	2:33.524	10:18:14.831	1	Suzuki GSXR 600
994	Adrian HOWARD	2:25.876	10:20:40.707	2	Suzuki GSXR 600

# BMCRC - MRO Championships 2023 - Rnd 3 @ Snetterton

## BMCRC Thunderbike Sport & BMCRC SuperTwins / Thunderbike Extreme

### QUALIFYING - STATISTICS

CLASS : SUP

6 Starters

#### Fastest Lap History

NO	NAME	LAP TIME	TIME OF DAY	LAP	VEHICLE
67	Simon HARVEY	<b>2:43.522</b>	10:18:35.244	1	Suzuki SV650
17	David BROOK	<b>2:39.795</b>	10:18:44.822	1	Yamaha RS660
67	Simon HARVEY	<b>2:33.429</b>	10:21:08.673	2	Suzuki SV650
17	David BROOK	<b>2:30.123</b>	10:21:14.946	2	Yamaha RS660
58	Michael ALLEN	<b>2:24.368</b>	10:21:17.252	2	Kawasaki ER6
58	Michael ALLEN	<b>2:19.992</b>	10:23:37.244	3	Kawasaki ER6

# BMCRC - MRO Championships 2023 - Rnd 3 @ Snetterton

## BMCRC Thunderbike Sport & BMCRC SuperTwins / Thunderbike Extreme

### QUALIFYING - STATISTICS

CLASS : E

5 Starters

#### Fastest Lap History

NO	NAME	LAP TIME	TIME OF DAY	LAP	VEHICLE
117	Raymond STAGG	2:33.176	10:18:14.034	1	Suzuki GSXR 750
52	Barry MANTELL	2:29.532	10:18:14.425	1	Honda 929 FIREBLADE
117	Raymond STAGG	2:17.847	10:20:31.882	2	Suzuki GSXR 750
52	Barry MANTELL	2:16.184	10:22:51.871	3	Honda 929 FIREBLADE
52	Barry MANTELL	2:15.799	10:25:07.680	4	Honda 929 FIREBLADE
52	Barry MANTELL	2:14.814	10:27:22.494	5	Honda 929 FIREBLADE

# BMCRC - MRO Championships 2023 - Rnd 3 @ Snetterton

## BMCRC Thunderbike Sport & BMCRC SuperTwins / Thunderbike Extreme

### QUALIFYING - STATISTICS

CLASS :

21 Starters

#### Fastest Lap History

NO	NAME	LAP TIME	TIME OF DAY	LAP	VEHICLE
0	Jeremy HILL	2:18.078	10:17:54.611	1	Yamaha R6
0	Jeremy HILL	2:12.895	10:20:07.505	2	Yamaha R6

# BMCRC - MRO Championships 2023 - Rnd 3 @ Snetterton

## BMCRC Thunderbike Sport & BMCRC SuperTwins / Thunderbike Extreme

### QUALIFYING - STATISTICS

CLASS : E R

3 Starters

#### Fastest Lap History

NO	NAME	LAP TIME	TIME OF DAY	LAP	VEHICLE
211	Ben HYLAND	<b>3:13.569</b>	10:18:59.943	1	Suzuki GSXR 750
744	Gary ANDERSON	<b>2:34.544</b>	10:19:00.533	1	Honda 954RR
744	Gary ANDERSON	<b>2:27.062</b>	10:21:27.595	2	Honda 954RR
744	Gary ANDERSON	<b>2:23.956</b>	10:23:51.551	3	Honda 954RR
744	Gary ANDERSON	<b>2:23.546</b>	10:26:15.097	4	Honda 954RR



# BMCRC - MRO Championships 2023 - Rnd 3 @ Snetterton

## BMCRC Thunderbike Sport & BMCRC SuperTwins

### RACE 6 - GRID (5 Laps)

ROW 12			34	<b>910</b> Harry GOWER						
ROW 11		33	<b>119</b> Kevin BURTON	32	<b>4</b> Liam ARMITAGE	31	<b>56</b> Phil MARSH	2:45.871		
ROW 10	30	<b>11</b> Malcolm BATE	2:40.784	29	<b>48</b> Shaun WALLIS	2:40.295	28	<b>27</b> Giovanni BELIOSSI	2:39.603	
ROW 9		27	<b>137</b> Colin McPHERSON	2:39.457	26	<b>127</b> John DAY	2:35.679	25	<b>35</b> Logan STONE	2:35.352
ROW 8	24	<b>66</b> Mark SMITH	2:35.301	23	<b>138</b> Craig JARMIN	2:35.153	22	<b>26</b> Piers DARBY	2:34.902	
ROW 7		21	<b>167</b> Terry SMITH	2:30.739	20	<b>47</b> Tristan BOHANAN	2:30.127	19	<b>67</b> Simon HARVEY	2:29.024
ROW 6	18	<b>78</b> Tim FRAMPTON	2:27.802	17	<b>17</b> David BROOK	2:27.373	16	<b>49</b> Oli CHAYTOR	2:27.359	
ROW 5		15	<b>44</b> Tony PARKER	2:27.053	14	<b>81</b> Malvern MAY	2:26.692	13	<b>994</b> Adrian HOWARD	2:25.876
ROW 4	12	<b>139</b> Rob MARLEY	2:24.416	11	<b>57</b> Paul NEWMAN	2:23.336	10	<b>151</b> Andy DENYER	2:22.401	
ROW 3		9	<b>69</b> Tony RUSSO	2:21.113	8	<b>77</b> David MAY	2:20.497	7	<b>43</b> Colin WALKEY	2:20.278
ROW 2	6	<b>58</b> Michael ALLEN	2:19.992	5	<b>99</b> Lee BELLOTTI	2:19.705	4	<b>25</b> Harrison DAY	2:19.066	
ROW 1		3	<b>97</b> Alex MANN	2:18.605	2	<b>52</b> Elliot FRICKER	2:15.457	1	<b>0</b> Jeremy HILL	2:12.895
<b>Pole</b>										

Snetterton 300: 2.9689 miles

These results are provisional until the conclusion of any judicial and technical matters.

Clerk Of Course :	Stewards :	Timekeeper : Richard Evans
-------------------	------------	----------------------------

Results can be found at [www.tsl-timing.com](http://www.tsl-timing.com)

Printed - 10:35 Saturday, 06 May 2023



# BMCRC - MRO Championships 2023 - Rnd 3 @ Snetterton



## BMCRC Thunderbike Sport & BMCRC SuperTwins

### RACE 6 - CLASSIFICATION

POS	NO	CL	PIC NAME	ENTRY	LAPS	TIME	GAP	DIFF	MPH	BEST	ON
1	0		1 Jeremy HILL	Yamaha R6 - Silver Arrows Racing / LT-Info.com	5	11:13.258			79.37	2:12.251	2
2	25		2 Harrison DAY	Yamaha R6 -	5	11:28.501	15.243	15.243	77.61	2:14.516	5
3	43		3 Colin WALKLEY	Kawasaki ZX6R G2 - ELP Racing /Team Silver Arrow	5	11:28.894	15.636	0.393	77.57	2:16.010	2
4	77		4 David MAY	Suzuki GSXR600 - Orchard cooling/ Team Silver Arrow	5	11:29.299	16.041	0.405	77.52	2:16.142	5
5	151		5 Andy DENYER	Yamaha OWO1 -	5	11:30.115	16.857	0.816	77.43	2:14.671	3
6	58	SUP	1 Michael ALLEN	Kawasaki ER6 -	5	11:32.881	19.623	2.766	77.12	2:16.611	5
7	99		6 Lee BELLOTTI	Kawasaki ZX6R - MH Equipment Ltd	5	11:38.150	24.892	5.269	76.54	2:14.168	2
8	97		7 Alex MANN	Honda CBR600RR - Michael Jones Jeweller, Esprit (	5	11:43.239	29.981	5.089	75.99	2:14.715	3
9	81		8 Malvern MAY	Honda CBR600RR - IMP racing	5	11:47.118	33.860	3.879	75.57	2:17.977	4
10	69		9 Tony RUSSO	Yamaha R6 - Wymark Lubricants	5	11:56.062	42.804	8.944	74.63	2:20.675	3
11	17	SUP	2 David BROOK	Yamaha RS660 - Brook Motorsport	5	12:10.199	56.941	14.137	73.18	2:22.213	3
12	49		10 Oli CHAYTOR	Yamaha R6 - PearTree Racing	5	12:12.063	58.805	1.864	72.99	2:22.821	3
13	44	SUP	3 Tony PARKER	Kawasaki ER650RR - insta/youtube 44notpol	5	12:13.235	59.977	1.172	72.88	2:23.134	3
14	47		11 Tristan BOHANAN	Suzuki SV 650 -	5	12:14.149	1:00.891	0.914	72.79	2:24.714	3
15	66		12 Mark SMITH	Yamaha R6 - IMP RACING	5	12:17.788	1:04.530	3.639	72.43	2:23.857	2
16	48		13 Shaun WALLIS	Yamaha R6 - MBC Despatch Racing	5	12:20.455	1:07.197	2.667	72.17	2:24.037	5
17	78		14 Tim FRAMPTON	Suzuki SV650 - K66	5	12:26.680	1:13.422	6.225	71.57	2:25.926	4
18	26	SUP	4 Piers DARBY	Suzuki SV650 - Darby Racing	5	12:33.111	1:19.853	6.431	70.95	2:27.841	2
19	11		15 Malcolm BATE	Yamaha R6 - Hartjay	5	12:38.202	1:24.944	5.091	70.48	2:25.365	3
20	167	R	1 Terry SMITH	Suzuki SV650 - IMP Racing	5	12:40.581	1:27.323	2.379	70.26	2:26.124	5
21	67	SUP	5 Simon HARVEY	Suzuki SV650 - Kids Inheritance (Sorry)	5	12:41.368	1:28.110	0.787	70.18	2:29.015	2
22	138	SUP	6 Craig JARMIN	Suzuki SV650 - SK PreP	5	12:51.206	1:37.948	9.838	69.29	2:30.722	2
23	137	R	2 Colin McPHERSON	Yamaha R6 -	5	12:52.022	1:38.764	0.816	69.22	2:29.169	2
24	127		16 John DAY	Honda VFR 750 F -	5	12:57.696	1:44.438	5.674	68.71	2:31.977	5
25	56		17 Phil MARSH	Kawasaki ZX6R - IMP Racing / CapsuleAl	5	13:01.108	1:47.850	3.412	68.41	2:33.873	4

#### NOT CLASSIFIED

DNF	139		Rob MARLEY	Honda CBR600F3 - PearTree Racing	3	7:18.357	2 Laps	2 Laps	73.14	2:22.562	3
DNF	994	R	Adrian HOWARD	Suzuki GSXR 600 -	2	4:45.506	3 Laps	1 Lap	74.87	2:16.351	2
DNF	52		Elliot FRICKER	Honda CBR600 - Credit card	0						
DNF	57		Paul NEWMAN	Yamaha R6 - Scarlett racing	0						
DNF	35	R	Logan STONE	Yamaha R6 -	0						
DNF	27	SUP	Giovanni BELIOSSI	BMW F900R -	0						

#### FASTEST LAP

0			Jeremy HILL	Yamaha R6 - Silver Arrows Racing / LT-Info.com	2	2:12.251		80.81 mph		130.06 kph
994	R		Adrian HOWARD	Suzuki GSXR 600 -	2	2:16.351		78.38 mph		126.15 kph
58	SUP		Michael ALLEN	Kawasaki ER6 -	5	2:16.611		78.23 mph		125.91 kph

Class - 92.5% of Race Speed = 73.41 mph  
 Class SUP - 92.5% of Race Speed = 71.33 mph  
 Class R - 92.5% of Race Speed = 64.99 mph

Race Distance: 5 Laps / 14.84 miles  
 Snetterton 300: 2.9689 miles

Weather / Track : Drizzle / Dry

These results are provisional until the conclusion of any judicial and technical matters.

Date: 06/05/2023 Start: 13:44 Finish: 13:55

Clerk Of Course :	Stewards :	Timekeeper : Richard Evans
-------------------	------------	----------------------------

Results can be found at [www.tsl-timing.com](http://www.tsl-timing.com)

Printed - 14:15 Saturday, 06 May 2023



# BMCRC - MRO Championships 2023 - Rnd 3 @ Snetterton

## BMCRC Thunderbike Sport & BMCRC SuperTwins

### RACE 6 - LAP CHART

#### LAP 1 @ 13:46:44.307

NO	BEHIND	LAP TIME
0		2:19.591
77	3.295	2:22.886
43	3.620	2:23.211
25	4.256	2:23.847
58	4.559	2:24.150
99	5.694	2:25.285
151	6.894	2:26.485
97	8.114	2:27.705
69	8.748	2:28.339
81	8.949	2:28.540
994	9.564	2:29.155
139	11.993	2:31.584
11	13.538	2:33.129
49	13.641	2:33.232
44	14.398	2:33.989
47	14.542	2:34.133
17	16.022	2:35.613
66	17.430	2:37.021
78	18.023	2:37.614
26	18.704	2:38.295
67	20.527	2:40.118
48	21.124	2:40.715
138	21.339	2:40.930
167	21.567	2:41.158
137	21.850	2:41.441
56	24.842	2:44.433
127	26.179	2:45.770

#### LAP 2 @ 13:48:56.558

NO	BEHIND	LAP TIME
0		2:12.251
43	7.379	2:16.010
99	7.611	2:14.168
77	7.945	2:16.901
25	8.412	2:16.407
58	9.678	2:17.370
151	11.633	2:16.990
97	12.440	2:16.577
994	13.664	2:16.351
81	16.930	2:20.232
69	18.114	2:21.617
139	23.953	2:24.211
49	24.867	2:23.477
44	25.778	2:23.631
47	27.239	2:24.948
11	28.186	2:26.899
17	28.385	2:24.614
66	29.036	2:23.857
26	34.294	2:27.841
48	34.627	2:25.754
78	35.179	2:29.407
67	37.291	2:29.015
137	38.768	2:29.169
138	39.810	2:30.722
167	40.399	2:31.083
56	46.513	2:33.922
127	47.104	2:33.176

#### LAP 3 @ 13:51:09.375

NO	BEHIND	LAP TIME
0		2:12.817
43	11.831	2:17.269

77	12.207	2:17.079
99	13.065	2:18.271
25	13.161	2:17.566
151	13.487	2:14.671
58	14.238	2:17.377
97	14.338	2:14.715
81	23.091	2:18.978
69	25.972	2:20.675
139	33.698	2:22.562
49	34.871	2:22.821
44	36.095	2:23.134
17	37.781	2:22.213
47	39.136	2:24.714
11	40.734	2:25.365
66	41.428	2:25.209
48	46.581	2:24.771
78	49.395	2:27.033
26	49.973	2:28.496
67	53.620	2:29.146
137	57.552	2:31.601
138	58.245	2:31.252
167	58.587	2:31.005
56	1:07.765	2:34.069
127	1:08.508	2:34.221

17	56.941	2:23.232
49	58.805	2:24.522
44	59.977	2:25.056
47	1:00.891	2:25.326
66	1:04.530	2:24.521
48	1:07.197	2:24.037
78	1:13.422	2:26.700
26	1:19.853	2:30.238
11	1:24.944	2:40.261
167	1:27.323	2:26.124
67	1:28.110	2:30.072
138	1:37.948	2:32.337
137	1:38.764	2:33.360
127	1:44.438	2:31.977
56	1:47.850	2:34.811

#### LAP 4 @ 13:53:23.002

NO	BEHIND	LAP TIME
0		2:13.627
43	14.541	2:16.337
77	14.871	2:16.291
25	15.699	2:16.165
151	16.883	2:17.023
58	17.984	2:17.373
99	18.398	2:18.960
97	24.105	2:23.394
81	27.441	2:17.977
69	33.990	2:21.645
17	48.681	2:24.527
49	49.255	2:28.011
44	49.893	2:27.425
47	50.537	2:25.028
66	54.981	2:27.180
48	58.132	2:25.178
11	59.655	2:32.548
78	1:01.694	2:25.926
26	1:04.587	2:28.241
67	1:13.010	2:33.017
167	1:16.171	2:31.211
137	1:20.376	2:36.451
138	1:20.583	2:35.965
127	1:27.433	2:32.552
56	1:28.011	2:33.873

#### LAP 5 @ 13:55:37.974

NO	BEHIND	LAP TIME
0		2:14.972
25	15.243	2:14.516
43	15.636	2:16.067
77	16.041	2:16.142
151	16.857	2:14.946
58	19.623	2:16.611
99	24.892	2:21.466
97	29.981	2:20.848
81	33.860	2:21.391
69	42.804	2:23.786

Weather / Track : Drizzle / Dry

Results can be found at [www.tsl-timing.com](http://www.tsl-timing.com)

Snetterton 300: 2.9689 miles  
Date: 06/05/2023 Start: 13:44 Finish: 13:55

Printed - 13:58 Saturday, 06 May 2023

# BMCRC - MRO Championships 2023 - Rnd 3 @ Snetterton

## BMCRC Thunderbike Sport & BMCRC SuperTwins

### RACE 6 - POSITION CHART

No	Name	Lap Pos	Lap				
			1	2	3	4	5
0	HILL	1	0	0	0	0	0
52	FRICKER	2	77	43	43	43	25
97	MANN	3	43	99	77	77	43
25	DAY	4	25	77	99	25	77
99	BELLOTTI	5	58	25	25	151	151
58	ALLEN	6	99	58	151	58	58
43	WALKEY	7	151	151	58	99	99
77	MAY	8	97	97	97	97	97
69	RUSSO	9	69	994	81	81	81
151	DENYER	10	81	81	69	69	69
57	NEWMAN	11	994	69	139	17	17
139	MARLEY	12	139	139	49	49	49
994	HOWARD	13	11	49	44	44	44
81	MAY	14	49	44	17	47	47
44	PARKER	15	44	47	47	66	66
49	CHAYTOR	16	47	11	11	48	48
17	BROOK	17	17	17	66	11	78
78	FRAMPTON	18	66	66	48	78	26
67	HARVEY	19	78	26	78	26	11
47	BOHANAN	20	26	48	26	67	167
167	SMITH	21	67	78	67	167	67
26	DARBY	22	48	67	137	137	138
138	JARMIN	23	138	137	138	138	137
66	SMITH	24	167	138	167	127	127
35	STONE	25	137	167	56	56	56
127	DAY	26	56	56	127		
137	McPHERSON	27	127	127			
27	BELIOSSI	28					
48	WALLIS	29					
11	BATE	30					
56	MARSH	31					

# BMCRC - MRO Championships 2023 - Rnd 3 @ Snetterton

## BMCRC Thunderbike Sport & BMCRC SuperTwins

### RACE 6 - SECTOR ANALYSIS



SECTOR 1 = FL to I1, SECTOR 2 = I1 to FL, DIFF = Difference To Personal Best Lap, P = Crossed Finish Line in Pit Lane, D = Time Disallowed

P1 0		Jeremy HILL		Yamaha R6 - Silver Arrows Racing / LT-Info.com			
IDEAL LAP TIME : 2:12.251		BEST LAP TIME : 2:12.251		DIFFERENCE : 0.000			
LAP	SECTOR 1	SECTOR 2	LAP TIME	MPH	DIFF	TIME OF DAY	
1 -		44.959	2:19.591	76.56	7.340	13:46:44.307	
2 -	<b>1:27.943</b>	<b>44.308</b>	<b>2:12.251 (1)</b>	<b>80.81</b>		<b>13:48:56.558</b>	
3 -	1:28.474	44.343	2:12.817 (2)	80.47	0.566	13:51:09.375	
4 -	1:28.592	45.035	2:13.627 (3)	79.98	1.376	13:53:23.002	
5 -	1:29.801	45.171	2:14.972	79.18	2.721	13:55:37.974	

P2 25		Harrison DAY		Yamaha R6 -			
IDEAL LAP TIME : 2:14.516		BEST LAP TIME : 2:14.516		DIFFERENCE : 0.000			
LAP	SECTOR 1	SECTOR 2	LAP TIME	MPH	DIFF	TIME OF DAY	
1 -		46.289	2:23.847	74.30	9.331	13:46:48.563	
2 -	1:30.548	45.859	2:16.407 (3)	78.35	1.891	13:49:04.970	
3 -	1:31.690	45.876	2:17.566	77.69	3.050	13:51:22.536	
4 -	1:31.062	45.103	2:16.165 (2)	78.49	1.649	13:53:38.701	
5 -	<b>1:29.604</b>	<b>44.912</b>	<b>2:14.516 (1)</b>	<b>79.45</b>		<b>13:55:53.217</b>	

P3 43		Colin WALKEY		Kawasaki ZX6R G2 - ELP Racing / Team Silver Arrows			
IDEAL LAP TIME : 2:15.797		BEST LAP TIME : 2:16.010		DIFFERENCE : 0.213			
LAP	SECTOR 1	SECTOR 2	LAP TIME	MPH	DIFF	TIME OF DAY	
1 -		45.648	2:23.211	74.63	7.201	13:46:47.927	
2 -	1:30.818	<b>45.192</b>	<b>2:16.010 (1)</b>	<b>78.58</b>		<b>13:49:03.937</b>	
3 -	<b>1:30.605</b>	46.664	2:17.269	77.86	1.259	13:51:21.206	
4 -	1:30.728	45.609	2:16.337 (3)	78.39	0.327	13:53:37.543	
5 -	1:30.837	45.230	2:16.067 (2)	78.55	0.057	13:55:53.610	

P4 77		David MAY		Suzuki GSXR600 - Orchard cooling / Team Silver Arrows			
IDEAL LAP TIME : 2:15.761		BEST LAP TIME : 2:16.142		DIFFERENCE : 0.381			
LAP	SECTOR 1	SECTOR 2	LAP TIME	MPH	DIFF	TIME OF DAY	
1 -		45.494	2:22.886	74.80	6.744	13:46:47.602	
2 -	1:31.075	45.826	2:16.901 (3)	78.07	0.759	13:49:04.503	
3 -	1:31.257	45.822	2:17.079	77.97	0.937	13:51:21.582	
4 -	<b>1:30.769</b>	45.522	2:16.291 (2)	78.42	0.149	13:53:37.873	
5 -	1:31.150	<b>44.992</b>	<b>2:16.142 (1)</b>	<b>78.50</b>		<b>13:55:54.015</b>	

P5 151		Andy DENYER		Yamaha OW01 -			
IDEAL LAP TIME : 2:14.106		BEST LAP TIME : 2:14.671		DIFFERENCE : 0.565			
LAP	SECTOR 1	SECTOR 2	LAP TIME	MPH	DIFF	TIME OF DAY	
1 -		47.018	2:26.485	72.96	11.814	13:46:51.201	
2 -	1:31.871	<b>45.119</b>	2:16.990 (3)	78.02	2.319	13:49:08.191	
3 -	<b>1:28.987</b>	45.684	<b>2:14.671 (1)</b>	<b>79.36</b>		<b>13:51:22.862</b>	
4 -	1:31.593	45.430	2:17.023	78.00	2.352	13:53:39.885	
5 -	1:29.413	45.533	2:14.946 (2)	79.20	0.275	13:55:54.831	

P6 58 SUP		Michael ALLEN		Kawasaki ER6 -			
IDEAL LAP TIME : 2:16.536		BEST LAP TIME : 2:16.611		DIFFERENCE : 0.075			
LAP	SECTOR 1	SECTOR 2	LAP TIME	MPH	DIFF	TIME OF DAY	
1 -		45.565	2:24.150	74.14	7.539	13:46:48.866	
2 -	1:31.727	45.643	2:17.370 (2)	77.80	0.759	13:49:06.236	
3 -	<b>1:31.251</b>	46.126	2:17.377	77.80	0.766	13:51:23.613	
4 -	1:31.965	45.408	2:17.373 (3)	77.80	0.762	13:53:40.986	
5 -	1:31.326	<b>45.285</b>	<b>2:16.611 (1)</b>	<b>78.23</b>		<b>13:55:57.597</b>	

# BMCRC - MRO Championships 2023 - Rnd 3 @ Snetterton

## BMCRC Thunderbike Sport & BMCRC SuperTwins

### RACE 6 - SECTOR ANALYSIS



SECTOR 1 = FL to I1, SECTOR 2 = I1 to FL, DIFF = Difference To Personal Best Lap, P = Crossed Finish Line in Pit Lane, D = Time Disallowed

P7 99		Lee BELLOTTI		Kawasaki ZX6R - MH Equipment Ltd			
IDEAL LAP TIME : 2:14.168		BEST LAP TIME : 2:14.168		DIFFERENCE : 0.000			
LAP	SECTOR 1	SECTOR 2	LAP TIME	MPH	DIFF	TIME OF DAY	
1 -		45.313	2:25.285	73.56	11.117	13:46:50.001	
2 -	<b>1:29.017</b>	<b>45.151</b>	<b>2:14.168 (1)</b>	<b>79.66</b>		<b>13:49:04.169</b>	
3 -	1:31.672	46.599	2:18.271 (2)	77.29	4.103	13:51:22.440	
4 -	1:32.595	46.365	2:18.960 (3)	76.91	4.792	13:53:41.400	
5 -	1:32.280	49.186	2:21.466	75.55	7.298	13:56:02.866	

P8 97		Alex MANN		Honda CBR600RR - Michael Jones Jeweller, Esprit Group, Carb			
IDEAL LAP TIME : 2:14.665		BEST LAP TIME : 2:14.715		DIFFERENCE : 0.050			
LAP	SECTOR 1	SECTOR 2	LAP TIME	MPH	DIFF	TIME OF DAY	
1 -		47.619	2:27.705	72.36	12.990	13:46:52.421	
2 -	1:31.002	<b>45.575</b>	2:16.577 (2)	78.25	1.862	13:49:08.998	
3 -	<b>1:29.090</b>	45.625	<b>2:14.715 (1)</b>	<b>79.33</b>		<b>13:51:23.713</b>	
4 -	1:35.411	47.983	2:23.394	74.53	8.679	13:53:47.107	
5 -	1:33.674	47.174	2:20.848 (3)	75.88	6.133	13:56:07.955	

P9 81		Malvern MAY		Honda CBR600RR - IMP racing			
IDEAL LAP TIME : 2:17.287		BEST LAP TIME : 2:17.977		DIFFERENCE : 0.690			
LAP	SECTOR 1	SECTOR 2	LAP TIME	MPH	DIFF	TIME OF DAY	
1 -		46.543	2:28.540	71.95	10.563	13:46:53.256	
2 -	1:34.702	<b>45.530</b>	2:20.232 (3)	76.21	2.255	13:49:13.488	
3 -	1:33.061	45.917	2:18.978 (2)	76.90	1.001	13:51:32.466	
4 -	<b>1:31.757</b>	46.220	<b>2:17.977 (1)</b>	<b>77.46</b>		<b>13:53:50.443</b>	
5 -	1:34.362	47.029	2:21.391	75.59	3.414	13:56:11.834	

P10 69		Tony RUSSO		Yamaha R6 - Wymark Lubricants			
IDEAL LAP TIME : 2:20.675		BEST LAP TIME : 2:20.675		DIFFERENCE : 0.000			
LAP	SECTOR 1	SECTOR 2	LAP TIME	MPH	DIFF	TIME OF DAY	
1 -		48.365	2:28.339	72.05	7.664	13:46:53.055	
2 -	1:34.449	47.168	2:21.617 (2)	75.47	0.942	13:49:14.672	
3 -	<b>1:33.790</b>	<b>46.885</b>	<b>2:20.675 (1)</b>	<b>75.97</b>		<b>13:51:35.347</b>	
4 -	1:34.600	47.045	2:21.645 (3)	75.45	0.970	13:53:56.992	
5 -	1:35.650	48.136	2:23.786	74.33	3.111	13:56:20.778	

P11 17 SUP		David BROOK		Yamaha RS660 - Brook Motorsport			
IDEAL LAP TIME : 2:22.213		BEST LAP TIME : 2:22.213		DIFFERENCE : 0.000			
LAP	SECTOR 1	SECTOR 2	LAP TIME	MPH	DIFF	TIME OF DAY	
1 -		49.122	2:35.613	68.68	13.400	13:47:00.329	
2 -	1:36.625	47.989	2:24.614	73.90	2.401	13:49:24.943	
3 -	<b>1:34.469</b>	<b>47.744</b>	<b>2:22.213 (1)</b>	<b>75.15</b>		<b>13:51:47.156</b>	
4 -	1:35.977	48.550	2:24.527 (3)	73.95	2.314	13:54:11.683	
5 -	1:34.897	48.335	2:23.232 (2)	74.62	1.019	13:56:34.915	

P12 49		Oli CHAYTOR		Yamaha R6 - PearTree Racing			
IDEAL LAP TIME : 2:22.701		BEST LAP TIME : 2:22.821		DIFFERENCE : 0.120			
LAP	SECTOR 1	SECTOR 2	LAP TIME	MPH	DIFF	TIME OF DAY	
1 -		48.543	2:33.232	69.75	10.411	13:46:57.948	
2 -	<b>1:34.931</b>	48.546	2:23.477 (2)	74.49	0.656	13:49:21.425	
3 -	1:35.051	<b>47.770</b>	<b>2:22.821 (1)</b>	<b>74.83</b>		<b>13:51:44.246</b>	
4 -	1:38.534	49.477	2:28.011	72.21	5.190	13:54:12.257	
5 -	1:36.211	48.311	2:24.522 (3)	73.95	1.701	13:56:36.779	

# BMCRC - MRO Championships 2023 - Rnd 3 @ Snetterton

## BMCRC Thunderbike Sport & BMCRC SuperTwins

### RACE 6 - SECTOR ANALYSIS



SECTOR 1 = FL to I1, SECTOR 2 = I1 to FL, DIFF = Difference To Personal Best Lap, P = Crossed Finish Line in Pit Lane, D = Time Disallowed

P13 44 SUP Tony PARKER		Kawasaki ER650RR - insta/youtube 44notpol				
IDEAL LAP TIME : 2:23.134		BEST LAP TIME : 2:23.134		DIFFERENCE : 0.000		
LAP	SECTOR 1	SECTOR 2	LAP TIME	MPH	DIFF	TIME OF DAY
1 -		48.123	2:33.989	69.40	10.855	13:46:58.705
2 -	1:35.376	48.255	2:23.631 (2)	74.41	0.497	13:49:22.336
3 -	<b>1:35.157</b>	<b>47.977</b>	<b>2:23.134 (1)</b>	<b>74.67</b>		<b>13:51:45.470</b>
4 -	1:37.601	49.824	2:27.425	72.49	4.291	13:54:12.895
5 -	1:36.275	48.781	2:25.056 (3)	73.68	1.922	13:56:37.951

P14 47 Tristan BOHANAN		Suzuki SV 650 -				
IDEAL LAP TIME : 2:23.686		BEST LAP TIME : 2:24.714		DIFFERENCE : 1.028		
LAP	SECTOR 1	SECTOR 2	LAP TIME	MPH	DIFF	TIME OF DAY
1 -		48.943	2:34.133	69.34	9.419	13:46:58.849
2 -	1:37.004	<b>47.944</b>	2:24.948 (2)	73.73	0.234	13:49:23.797
3 -	<b>1:35.742</b>	48.972	<b>2:24.714 (1)</b>	<b>73.85</b>		<b>13:51:48.511</b>
4 -	1:36.154	48.874	2:25.028 (3)	73.69	0.314	13:54:13.539
5 -	1:36.914	48.412	2:25.326	73.54	0.612	13:56:38.865

P15 66 Mark SMITH		Yamaha R6 - IMP RACING				
IDEAL LAP TIME : 2:23.677		BEST LAP TIME : 2:23.857		DIFFERENCE : 0.180		
LAP	SECTOR 1	SECTOR 2	LAP TIME	MPH	DIFF	TIME OF DAY
1 -		50.142	2:37.021	68.06	13.164	13:47:01.737
2 -	<b>1:35.421</b>	48.436	<b>2:23.857 (1)</b>	<b>74.29</b>		<b>13:49:25.594</b>
3 -	1:36.197	49.012	2:25.209 (3)	73.60	1.352	13:51:50.803
4 -	1:38.924	<b>48.256</b>	2:27.180	72.61	3.323	13:54:17.983
5 -	1:35.560	48.961	2:24.521 (2)	73.95	0.664	13:56:42.504

P16 48 Shaun WALLIS		Yamaha R6 - MBC Despatch Racing				
IDEAL LAP TIME : 2:24.037		BEST LAP TIME : 2:24.037		DIFFERENCE : 0.000		
LAP	SECTOR 1	SECTOR 2	LAP TIME	MPH	DIFF	TIME OF DAY
1 -		51.438	2:40.715	66.50	16.678	13:47:05.431
2 -	1:36.298	49.456	2:25.754	73.32	1.717	13:49:31.185
3 -	1:35.292	49.479	2:24.771 (2)	73.82	0.734	13:51:55.956
4 -	1:35.186	49.992	2:25.178 (3)	73.62	1.141	13:54:21.134
5 -	<b>1:35.114</b>	<b>48.923</b>	<b>2:24.037 (1)</b>	<b>74.20</b>		<b>13:56:45.171</b>

P17 78 Tim FRAMPTON		Suzuki SV650 - K66				
IDEAL LAP TIME : 2:25.730		BEST LAP TIME : 2:25.926		DIFFERENCE : 0.196		
LAP	SECTOR 1	SECTOR 2	LAP TIME	MPH	DIFF	TIME OF DAY
1 -		50.717	2:37.614	67.81	11.688	13:47:02.330
2 -	1:39.699	49.708	2:29.407	71.53	3.481	13:49:31.737
3 -	1:37.843	49.190	2:27.033 (3)	72.69	1.107	13:51:58.770
4 -	<b>1:36.763</b>	49.163	<b>2:25.926 (1)</b>	<b>73.24</b>		<b>13:54:24.696</b>
5 -	1:37.733	<b>48.967</b>	2:26.700 (2)	72.85	0.774	13:56:51.396

P18 26 Piers DARBY		Suzuki SV650 - Darby Racing				
IDEAL LAP TIME : 2:26.660		BEST LAP TIME : 2:27.841		DIFFERENCE : 1.181		
LAP	SECTOR 1	SECTOR 2	LAP TIME	MPH	DIFF	TIME OF DAY
1 -		<b>49.190</b>	2:38.295	67.52	10.454	13:47:03.011
2 -	<b>1:37.470</b>	50.371	<b>2:27.841 (1)</b>	<b>72.29</b>		<b>13:49:30.852</b>
3 -	1:38.759	49.737	2:28.496 (3)	71.97	0.655	13:51:59.348
4 -	1:37.666	50.575	2:28.241 (2)	72.09	0.400	13:54:27.589
5 -	1:40.235	50.003	2:30.238	71.14	2.397	13:56:57.827

# BMCRC - MRO Championships 2023 - Rnd 3 @ Snetterton

## BMCRC Thunderbike Sport & BMCRC SuperTwins

### RACE 6 - SECTOR ANALYSIS



SECTOR 1 = FL to I1, SECTOR 2 = I1 to FL, DIFF = Difference To Personal Best Lap, P = Crossed Finish Line in Pit Lane, D = Time Disallowed

P19 11		Malcolm BATE		Yamaha R6 - Hartjay		
IDEAL LAP TIME : 2:25.365		BEST LAP TIME : 2:25.365		DIFFERENCE : 0.000		
LAP	SECTOR 1	SECTOR 2	LAP TIME	MPH	DIFF	TIME OF DAY
1 -		50.087	2:33.129	69.79	7.764	13:46:57.845
2 -	1:38.038	48.861	2:26.899 (2)	72.75	1.534	13:49:24.744
3 -	<b>1:36.655</b>	<b>48.710</b>	<b>2:25.365 (1)</b>	<b>73.52</b>		<b>13:51:50.109</b>
4 -	1:40.352	52.196	2:32.548 (3)	70.06	7.183	13:54:22.657
5 -	1:46.115	54.146	2:40.261	66.69	14.896	13:57:02.918

P20 167 R		Terry SMITH		Suzuki SV650 - IMP Racing		
IDEAL LAP TIME : 2:26.124		BEST LAP TIME : 2:26.124		DIFFERENCE : 0.000		
LAP	SECTOR 1	SECTOR 2	LAP TIME	MPH	DIFF	TIME OF DAY
1 -		51.276	2:41.158	66.32	15.034	13:47:05.874
2 -	1:41.258	49.825	2:31.083 (3)	70.74	4.959	13:49:36.957
3 -	1:40.945	50.060	2:31.005 (2)	70.77	4.881	13:52:07.962
4 -	1:42.068	49.143	2:31.211	70.68	5.087	13:54:39.173
5 -	<b>1:37.211</b>	<b>48.913</b>	<b>2:26.124 (1)</b>	<b>73.14</b>		<b>13:57:05.297</b>

P21 67 SUP		Simon HARVEY		Suzuki SV650 - Kids Inheritance (Sorry)		
IDEAL LAP TIME : 2:28.556		BEST LAP TIME : 2:29.015		DIFFERENCE : 0.459		
LAP	SECTOR 1	SECTOR 2	LAP TIME	MPH	DIFF	TIME OF DAY
1 -		51.066	2:40.118	66.75	11.103	13:47:04.834
2 -	<b>1:39.476</b>	49.539	<b>2:29.015 (1)</b>	<b>71.72</b>		<b>13:49:33.849</b>
3 -	1:40.066	<b>49.080</b>	2:29.146 (2)	71.66	0.131	13:52:02.995
4 -	1:41.949	51.068	2:33.017	69.84	4.002	13:54:36.012
5 -	1:40.650	49.422	2:30.072 (3)	71.21	1.057	13:57:06.084

P22 138 SUP		Craig JARMIN		Suzuki SV650 - SK PreP		
IDEAL LAP TIME : 2:30.532		BEST LAP TIME : 2:30.722		DIFFERENCE : 0.190		
LAP	SECTOR 1	SECTOR 2	LAP TIME	MPH	DIFF	TIME OF DAY
1 -		51.362	2:40.930	66.41	10.208	13:47:05.646
2 -	<b>1:40.433</b>	50.289	<b>2:30.722 (1)</b>	<b>70.91</b>		<b>13:49:36.368</b>
3 -	1:41.153	<b>50.099</b>	2:31.252 (2)	70.66	0.530	13:52:07.620
4 -	1:44.341	51.624	2:35.965	68.52	5.243	13:54:43.585
5 -	1:42.195	50.142	2:32.337 (3)	70.16	1.615	13:57:15.922

P23 137 R		Colin McPHERSON		Yamaha R6 -		
IDEAL LAP TIME : 2:29.081		BEST LAP TIME : 2:29.169		DIFFERENCE : 0.088		
LAP	SECTOR 1	SECTOR 2	LAP TIME	MPH	DIFF	TIME OF DAY
1 -		50.940	2:41.441	66.20	12.272	13:47:06.157
2 -	1:39.524	<b>49.645</b>	<b>2:29.169 (1)</b>	<b>71.65</b>		<b>13:49:35.326</b>
3 -	<b>1:39.436</b>	52.165	2:31.601 (2)	70.50	2.432	13:52:06.927
4 -	1:44.320	52.131	2:36.451	68.31	7.282	13:54:43.378
5 -	1:41.914	51.446	2:33.360 (3)	69.69	4.191	13:57:16.738

P24 127		John DAY		Honda VFR 750 F -		
IDEAL LAP TIME : 2:31.977		BEST LAP TIME : 2:31.977		DIFFERENCE : 0.000		
LAP	SECTOR 1	SECTOR 2	LAP TIME	MPH	DIFF	TIME OF DAY
1 -		51.284	2:45.770	64.47	13.793	13:47:10.486
2 -	1:42.122	51.054	2:33.176 (3)	69.77	1.199	13:49:43.662
3 -	1:42.704	51.517	2:34.221	69.30	2.244	13:52:17.883
4 -	1:41.496	51.056	2:32.552 (2)	70.06	0.575	13:54:50.435
5 -	<b>1:41.112</b>	<b>50.865</b>	<b>2:31.977 (1)</b>	<b>70.32</b>		<b>13:57:22.412</b>



# BMCRC - MRO Championships 2023 - Rnd 3 @ Snetterton

## BMCRC Thunderbike Sport & BMCRC SuperTwins

### RACE 6 - SECTOR ANALYSIS



SECTOR 1 = FL to I1, SECTOR 2 = I1 to FL, DIFF = Difference To Personal Best Lap, P = Crossed Finish Line in Pit Lane, D = Time Disallowed

<b>P25</b>	<b>56</b>	<b>Phil MARSH</b>	Kawasaki ZX6R - IMP Racing / CapsuleAI			
IDEAL LAP TIME : 2:32.849		BEST LAP TIME : 2:33.873	DIFFERENCE : 1.024			

LAP	SECTOR 1	SECTOR 2	LAP TIME	MPH	DIFF	TIME OF DAY
1 -		51.538	2:44.433	64.99	10.560	13:47:09.149
2 -	1:42.852	51.070	2:33.922 (2)	69.43	0.049	13:49:43.071
3 -	1:42.409	51.660	2:34.069 (3)	69.37	0.196	13:52:17.140
4 -	<b>1:41.979</b>	51.894	<b>2:33.873 (1)</b>	<b>69.46</b>		<b>13:54:51.013</b>
5 -	1:43.941	<b>50.870</b>	2:34.811	69.03	0.938	13:57:25.824

<b>P26</b>	<b>139</b>	<b>Rob MARLEY</b>	Honda CBR600F3 - PearTree Racing			
IDEAL LAP TIME : 2:22.562		BEST LAP TIME : 2:22.562	DIFFERENCE : 0.000			

LAP	SECTOR 1	SECTOR 2	LAP TIME	MPH	DIFF	TIME OF DAY
1 -		49.850	2:31.584	70.50	9.022	13:46:56.300
2 -	1:36.011	48.200	2:24.211 (2)	74.11	1.649	13:49:20.511
3 -	<b>1:34.437</b>	<b>48.125</b>	<b>2:22.562 (1)</b>	<b>74.97</b>		<b>13:51:43.073</b>

<b>P27</b>	<b>994 R</b>	<b>Adrian HOWARD</b>	Suzuki GSXR 600 -			
IDEAL LAP TIME : 2:16.351		BEST LAP TIME : 2:16.351	DIFFERENCE : 0.000			

LAP	SECTOR 1	SECTOR 2	LAP TIME	MPH	DIFF	TIME OF DAY
1 -		48.048	2:29.155	71.65	12.804	13:46:53.871
2 -	<b>1:30.663</b>	<b>45.688</b>	<b>2:16.351 (1)</b>	<b>78.38</b>		<b>13:49:10.222</b>

# BMCRC - MRO Championships 2023 - Rnd 3 @ Snetterton

## BMCRC Thunderbike Sport & BMCRC SuperTwins

### RACE 6 - BEST SECTORS

SECTOR 1			SECTOR 2			IDEAL / BEST COMPARISON						
POS	NO	NAME	TIME	NO	NAME	TIME	POS	NO	NAME	IDEAL	BEST	DIFF
									<b>PERFECT LAP</b>	<b>2:12.251</b>		
1	0	HILL	1:27.943	0	HILL	44.308	1	0	HILL	2:12.251	2:12.251	0.000
2	151	DENYER	1:28.987	25	DAY	44.912	2	151	DENYER	2:14.106	2:14.671	0.565
3	99	BELLOTTI	1:29.017	77	MAY	44.992	3	99	BELLOTTI	2:14.168	2:14.168	0.000
4	97	MANN	1:29.090	151	DENYER	45.119	4	25	DAY	2:14.516	2:14.516	0.000
5	25	DAY	1:29.604	99	BELLOTTI	45.151	5	97	MANN	2:14.665	2:14.715	0.050
6	43	WALKEY	1:30.605	43	WALKEY	45.192	6	77	MAY	2:15.761	2:16.142	0.381
7	994	HOWARD	1:30.663	58	ALLEN	45.285	7	43	WALKEY	2:15.797	2:16.010	0.213
8	77	MAY	1:30.769	81	MAY	45.530	8	994	HOWARD	2:16.351	2:16.351	0.000
9	58	ALLEN	1:31.251	97	MANN	45.575	9	58	ALLEN	2:16.536	2:16.611	0.075
10	81	MAY	1:31.757	994	HOWARD	45.688	10	81	MAY	2:17.287	2:17.977	0.690
11	69	RUSSO	1:33.790	69	RUSSO	46.885	11	69	RUSSO	2:20.675	2:20.675	0.000
12	139	MARLEY	1:34.437	17	BROOK	47.744	12	17	BROOK	2:22.213	2:22.213	0.000
13	17	BROOK	1:34.469	49	CHAYTOR	47.770	13	139	MARLEY	2:22.562	2:22.562	0.000
14	49	CHAYTOR	1:34.931	47	BOHANAN	47.944	14	49	CHAYTOR	2:22.701	2:22.821	0.120
15	48	WALLIS	1:35.114	44	PARKER	47.977	15	44	PARKER	2:23.134	2:23.134	0.000
16	44	PARKER	1:35.157	139	MARLEY	48.125	16	66	SMITH	2:23.677	2:23.857	0.180
17	66	SMITH	1:35.421	66	SMITH	48.256	17	47	BOHANAN	2:23.686	2:24.714	1.028
18	47	BOHANAN	1:35.742	11	BATE	48.710	18	48	WALLIS	2:24.037	2:24.037	0.000
19	11	BATE	1:36.655	167	SMITH	48.913	19	11	BATE	2:25.365	2:25.365	0.000
20	78	FRAMPTON	1:36.763	48	WALLIS	48.923	20	78	FRAMPTON	2:25.730	2:25.926	0.196
21	167	SMITH	1:37.211	78	FRAMPTON	48.967	21	167	SMITH	2:26.124	2:26.124	0.000
22	26	DARBY	1:37.470	67	HARVEY	49.080	22	26	DARBY	2:26.660	2:27.841	1.181
23	137	McPHERSON	1:39.436	26	DARBY	49.190	23	67	HARVEY	2:28.556	2:29.015	0.459
24	67	HARVEY	1:39.476	137	McPHERSON	49.645	24	137	McPHERSON	2:29.081	2:29.169	0.088
25	138	JARMIN	1:40.433	138	JARMIN	50.099	25	138	JARMIN	2:30.532	2:30.722	0.190
26	127	DAY	1:41.112	127	DAY	50.865	26	127	DAY	2:31.977	2:31.977	0.000
27	56	MARSH	1:41.979	56	MARSH	50.870	27	56	MARSH	2:32.849	2:33.873	1.024
28												
29												
30												
31												

# BMCRC - MRO Championships 2023 - Rnd 3 @ Snetterton

## BMCRC Thunderbike Sport & BMCRC SuperTwins

### RACE 6 - STATISTICS

**Competitors Started** 27  
**Planned Start** 2023-05-06 @ 13:00:00.000  
**Actual Start** 2023-05-06 @ 13:44:24.716  
**Finish Time** 2023-05-06 @ 13:55:37.973  
**Track Length** 2.9689mi.  
**Total Laps** 130  
**Total Distance Covered** 385.9585mi.

#### Session Fastest Lap History

NO	CL	NAME	LAP TIME	TIME OF DAY	LAP	VEHICLE
0		Jeremy HILL	2:12.251	13:48:56.564	2	Yamaha R6

#### Session Leader History

NO	CL	NAME	FROM LAP	LAPS LED	DISTANCE	VEHICLE
0		Jeremy HILL	1	5	14.84 miles	Yamaha R6

#### Flag History

TYPE	TIME OF DAY
GREEN	13:44:24.716
FINISH	13:55:37.973

#### Flag Statistics

TYPE	COUNT	TOTAL LAPS	TOTAL TIME
Green	1	5	13:07.354
Red	0	0	0.000
Safety Car	0	0	0.000
FCY	0	0	0.000

# BMCRC - MRO Championships 2023 - Rnd 3 @ Snetterton

## BMCRC Thunderbike Sport & BMCRC SuperTwins

### RACE 6 - STATISTICS

**CLASS : R**

3 Starters

#### Fastest Lap History

NO	NAME	LAP TIME	TIME OF DAY	LAP	VEHICLE
994	Adrian HOWARD	2:16.351	13:49:10.224	2	Suzuki GSXR 600

#### Leader History

NO	NAME	FROM LAP	LAPS LED	DISTANCE	VEHICLE
994	Adrian HOWARD	1	2	5.93 miles	Suzuki GSXR 600
137	Colin McPHERSON	3	1	2.96 miles	Yamaha R6
167	Terry SMITH	4	2	5.93 miles	Suzuki SV650

# BMCRC - MRO Championships 2023 - Rnd 3 @ Snetterton

## BMCRC Thunderbike Sport & BMCRC SuperTwins

### RACE 6 - STATISTICS

**CLASS : SUP**

5 Starters

#### Fastest Lap History

NO	NAME	LAP TIME	TIME OF DAY	LAP	VEHICLE
58	Michael ALLEN	<b>2:17.370</b>	13:49:06.257	2	Kawasaki ER6
58	Michael ALLEN	<b>2:16.611</b>	13:55:57.617	5	Kawasaki ER6

#### Leader History

NO	NAME	FROM LAP	LAPS LED	DISTANCE	VEHICLE
58	Michael ALLEN	1	5	14.84 miles	Kawasaki ER6

# BMCRC - MRO Championships 2023 - Rnd 3 @ Snetterton

## BMCRC Thunderbike Sport & BMCRC SuperTwins

### RACE 6 - STATISTICS

**CLASS :**

19 Starters

#### Fastest Lap History

NO	NAME	LAP TIME	TIME OF DAY	LAP	VEHICLE
0	Jeremy HILL	2:12.251	13:48:56.564	2	Yamaha R6

#### Leader History

NO	NAME	FROM LAP	LAPS LED	DISTANCE	VEHICLE
0	Jeremy HILL	1	5	14.84 miles	Yamaha R6

# BMCRC - MRO Championships 2023 - Rnd 3 @ Snetterton

## BMCRC Thunderbike Sport & BMCRC SuperTwins

### RACE 17 - GRID (5 Laps)

ROW 12				34	<b>910</b> Harry GOWER		
ROW 11		33	<b>119</b> Kevin BURTON	32	<b>4</b> Liam ARMITAGE	31	<b>27</b> Giovanni BELIOSSI
ROW 10	30	<b>35</b> Logan STONE	29	<b>57</b> Paul NEWMAN	28	<b>52</b> Elliot FRICKER	
ROW 9		27	<b>56</b> Phil MARSH 2:33.873	26	<b>127</b> John DAY 2:31.977	25	<b>138</b> Craig JARMIN 2:30.722
ROW 8	24	<b>137</b> Colin McPHERSON 2:29.169	23	<b>67</b> Simon HARVEY 2:29.015	22	<b>26</b> Piers DARBY 2:27.841	
ROW 7		21	<b>167</b> Terry SMITH 2:26.124	20	<b>78</b> Tim FRAMPTON 2:25.926	19	<b>11</b> Malcolm BATE 2:25.365
ROW 6	18	<b>47</b> Tristan BOHANAN 2:24.714	17	<b>48</b> Shaun WALLIS 2:24.037	16	<b>66</b> Mark SMITH 2:23.857	
ROW 5		15	<b>44</b> Tony PARKER 2:23.134	14	<b>49</b> Oli CHAYTOR 2:22.821	13	<b>139</b> Rob MARLEY 2:22.562
ROW 4	12	<b>17</b> David BROOK 2:22.213	11	<b>69</b> Tony RUSSO 2:20.675	10	<b>81</b> Malvern MAY 2:17.977	
ROW 3		9	<b>58</b> Michael ALLEN 2:16.611	8	<b>994</b> Adrian HOWARD 2:16.351	7	<b>77</b> David MAY 2:16.142
ROW 2	6	<b>43</b> Colin WALKEY 2:16.010	5	<b>97</b> Alex MANN 2:14.715	4	<b>151</b> Andy DENYER 2:14.671	
ROW 1		3	<b>25</b> Harrison DAY 2:14.516	2	<b>99</b> Lee BELLOTTI 2:14.168	1	<b>0</b> Jeremy HILL 2:12.251
<b>Pole</b>							

Snetterton 300: 2.9689 miles

These results are provisional until the conclusion of any judicial and technical matters.

Clerk Of Course :	Stewards :	Timekeeper : Richard Evans
-------------------	------------	----------------------------

Results can be found at [www.tsl-timing.com](http://www.tsl-timing.com)

Printed - 14:00 Saturday, 06 May 2023



# BMCRC - MRO Championships 2023 - Rnd 3 @ Snetterton

## BMCRC Thunderbike Sport & BMCRC SuperTwins

### RACE 17 - CLASSIFICATION

POS	NO	CL	PIC NAME	ENTRY	LAPS	TIME	GAP	DIFF	MPH	BEST	ON
1	0		1 Jeremy HILL	Yamaha R6 - Silver Arrows Racing / LT-Info.com	5	12:48.088			69.57	2:31.281	4
2	151		2 Andy DENYER	Yamaha OWO1 -	5	13:05.963	17.875	17.875	67.99	2:32.541	5
3	69		3 Tony RUSSO	Yamaha R6 - Wymark Lubricants	5	13:06.447	18.359	0.484	67.95	2:31.320	5
4	57		4 Paul NEWMAN	Yamaha R6 - Scarlett racing	5	13:19.974	31.886	13.527	66.80	2:36.265	3
5	97		5 Alex MANN	Honda CBR600RR - Michael Jones Jeweller, Esprit (	5	13:20.230	32.142	0.256	66.78	2:36.586	5
6	43		6 Colin WALKEY	Kawasaki ZX6R G2 - ELP Racing /Team Silver Arro	5	13:22.303	34.215	2.073	66.60	2:38.118	5
7	26	SUP	1 Piers DARBY	Suzuki SV650 - Darby Racing	5	13:30.698	42.610	8.395	65.91	2:37.675	3
8	81		7 Malvern MAY	Honda CBR600RR - IMP racing	5	13:42.820	54.732	12.122	64.94	2:39.934	2
9	138	SUP	2 Craig JARMIN	Suzuki SV650 - SK PreP	5	13:43.397	55.309	0.577	64.90	2:41.373	3
10	11		8 Malcolm BATE	Yamaha R6 - Hartjay	5	13:43.543	55.455	0.146	64.89	2:39.097	4
11	99		9 Lee BELLOTTI	Kawasaki ZX6R - MH Equipment Ltd	5	13:45.502	57.414	1.959	64.73	2:40.809	2
12	78		10 Tim FRAMPTON	Suzuki SV650 - K66	5	13:46.533	58.445	1.031	64.65	2:40.995	5
13	44	SUP	3 Tony PARKER	Kawasaki ER650RR - insta/youtube 44notpol	5	13:46.554	58.466	0.021	64.65	2:41.069	4
14	25		11 Harrison DAY	Yamaha R6 -	5	13:47.386	59.298	0.832	64.58	2:41.284	5
15	47		12 Tristan BOHANAN	Suzuki SV 650 -	5	14:05.390	1:17.302	18.004	63.21	2:44.216	3
16	49		13 Oli CHAYTOR	Yamaha R6 - PearTree Racing	5	14:08.526	1:20.438	3.136	62.98	2:44.746	3
17	52		14 Elliot FRICKER	Honda CBR600 - Credit card	5	14:31.950	1:43.862	23.424	61.28	2:48.560	4
18	48		15 Shaun WALLIS	Yamaha R6 - MBC Despatch Racing	5	15:11.548	2:23.460	39.598	58.62	2:57.106	5
19	35	R	1 Logan STONE	Yamaha R6 -	5	15:35.800	2:47.712	24.252	57.10	2:57.089	2

#### NOT CLASSIFIED

DNF	77		David MAY	Suzuki GSXR600 - Orchard cooling/ Team Silver Arr	4	10:33.015	1 Lap	1 Lap	67.53	2:35.573	4
DNF	994	R	Adrian HOWARD	Suzuki GSXR 600 -	3	8:37.783	2 Laps	1 Lap	61.92	2:41.144	2
DNF	66		Mark SMITH	Yamaha R6 - IMP RACING	0						

#### NOT STARTED

NS	127		John DAY	Honda VFR 750 F -							
----	-----	--	----------	-------------------	--	--	--	--	--	--	--

#### FASTEST LAP

	0		Jeremy HILL	Yamaha R6 - Silver Arrows Racing / LT-Info.com	4	2:31.281			70.65 mph	113.70 kph	
	26	SUP	Piers DARBY	Suzuki SV650 - Darby Racing	3	2:37.675			67.78 mph	109.09 kph	
	994	R	Adrian HOWARD	Suzuki GSXR 600 -	2	2:41.144			66.32 mph	106.74 kph	

Class - 92.5% of Race Speed = 64.35 mph  
 Class SUP - 92.5% of Race Speed = 60.96 mph  
 Class R - 92.5% of Race Speed = 52.81 mph

Weather / Track : Rain / Wet

These results are provisional until the conclusion of any judicial and technical matters.

Race Distance: 5 Laps / 14.84 miles

Snetterton 300: 2.9689 miles

Date: 06/05/2023 Start: 18:07 Finish: 18:20

Clerk Of Course :	Stewards :	Timekeeper : Richard Evans
-------------------	------------	----------------------------

Results can be found at [www.tsl-timing.com](http://www.tsl-timing.com)

Printed - 18:23 Saturday, 06 May 2023





# BMCRC - MRO Championships 2023 - Rnd 3 @ Snetterton

## BMCRC Thunderbike Sport & BMCRC SuperTwins

### RACE 17 - LAP CHART

#### LAP 1 @ 18:10:03.336

NO	BEHIND	LAP TIME
0		2:37.712
77	6.384	2:44.096
151	8.429	2:46.141
994	9.240	2:46.952
43	9.347	2:47.059
97	9.371	2:47.083
69	13.134	2:50.846
57	14.162	2:51.874
99	14.194	2:51.906
81	14.367	2:52.079
26	15.793	2:53.505
138	16.827	2:54.539
25	17.289	2:55.001
78	19.293	2:57.005
44	19.440	2:57.152
11	20.887	2:58.599
47	21.114	2:58.826
49	22.897	3:00.609
35	32.993	3:10.705
52	33.395	3:11.107
48	34.838	3:12.550

#### LAP 2 @ 18:12:37.422

NO	BEHIND	LAP TIME
0		2:34.086
77	9.850	2:37.552
151	10.009	2:35.666
43	13.635	2:38.374
994	16.298	2:41.144
97	16.313	2:41.028
69	16.583	2:37.535
57	17.479	2:37.403
81	20.215	2:39.934
99	20.917	2:40.809
26	23.443	2:41.736
138	24.165	2:41.424
25	27.534	2:44.331
44	28.814	2:43.460
78	29.363	2:44.156
11	29.567	2:42.766
47	32.918	2:45.890
49	38.882	2:50.071
52	52.536	2:53.227
35	55.996	2:57.089
48	1:03.676	3:02.924

#### LAP 3 @ 18:15:09.159

NO	BEHIND	LAP TIME
0		2:31.737
77	13.907	2:35.794
151	14.328	2:36.056
69	20.091	2:35.245
43	21.917	2:40.019
57	22.007	2:36.265
97	22.431	2:37.855
26	29.381	2:37.675
81	31.333	2:42.855
99	32.249	2:43.069
138	33.801	2:41.373
11	39.291	2:41.461
25	40.353	2:44.556
78	40.573	2:42.947

44	40.826	2:43.749
47	45.397	2:44.216
49	51.891	2:44.746
994	54.248	3:09.687
52	1:10.420	2:49.621
35	1:24.184	2:59.925
48	1:32.152	3:00.213

#### LAP 4 @ 18:17:40.440

NO	BEHIND	LAP TIME
0		2:31.281
77	18.199	2:35.573
151	18.606	2:35.559
69	20.311	2:31.501
57	27.440	2:36.714
97	28.828	2:37.678
43	29.369	2:38.733
26	36.774	2:38.674
81	43.622	2:43.570
99	44.079	2:43.111
138	45.240	2:42.720
11	47.107	2:39.097
44	50.614	2:41.069
78	50.722	2:41.430
25	51.286	2:42.214
47	1:00.674	2:46.558
49	1:07.282	2:46.672
52	1:27.699	2:48.560
35	1:57.531	3:04.628
48	1:59.626	2:58.755

#### LAP 5 @ 18:20:13.712

NO	BEHIND	LAP TIME
0		2:33.272
151	17.875	2:32.541
69	18.359	2:31.320
57	31.886	2:37.718
97	32.142	2:36.586
43	34.215	2:38.118
26	42.610	2:39.108
81	54.732	2:44.382
138	55.309	2:43.341
11	55.455	2:41.620
99	57.414	2:46.607
78	58.445	2:40.995
44	58.466	2:41.124
25	59.298	2:41.284
47	1:17.302	2:49.900
49	1:20.438	2:46.428
52	1:43.862	2:49.435
48	2:23.460	2:57.106
35	2:47.712	3:23.453

# BMCRC - MRO Championships 2023 - Rnd 3 @ Snetterton

## BMCRC Thunderbike Sport & BMCRC SuperTwins

### RACE 17 - POSITION CHART

No	Name	Lap					
		Pos	1	2	3	4	5
0	HILL	1	0	0	0	0	0
99	BELLOTTI	2	77	77	77	77	151
25	DAY	3	151	151	151	151	69
151	DENYER	4	994	43	69	69	57
97	MANN	5	43	994	43	57	97
43	WALKEY	6	97	97	57	97	43
77	MAY	7	69	69	97	43	26
994	HOWARD	8	57	57	26	26	81
81	MAY	9	99	81	81	81	138
69	RUSSO	10	81	99	99	99	11
49	CHAYTOR	11	26	26	138	138	99
44	PARKER	12	138	138	11	11	78
66	SMITH	13	25	25	25	44	44
48	WALLIS	14	78	44	78	78	25
47	BOHANAN	15	44	78	44	25	47
11	BATE	16	11	11	47	47	49
78	FRAMPTON	17	47	47	49	49	52
26	DARBY	18	49	49	994	52	48
138	JARMIN	19	35	52	52	35	35
127	DAY	20	52	35	35	48	
52	FRICKER	21	48	48	48		
57	NEWMAN	22					
35	STONE	23					

# BMCRC - MRO Championships 2023 - Rnd 3 @ Snetterton

## BMCRC Thunderbike Sport & BMCRC SuperTwins

### RACE 17 - SECTOR ANALYSIS



SECTOR 1 = FL to I1, SECTOR 2 = I1 to FL, DIFF = Difference To Personal Best Lap, P = Crossed Finish Line in Pit Lane, D = Time Disallowed

P1 0		Jeremy HILL		Yamaha R6 - Silver Arrows Racing / LT-Info.com			
IDEAL LAP TIME : 2:31.134		BEST LAP TIME : 2:31.281		DIFFERENCE : 0.147			
LAP	SECTOR 1	SECTOR 2	LAP TIME	MPH	DIFF	TIME OF DAY	
1 -		51.666	2:37.712	67.76	6.431	18:10:03.336	
2 -	1:42.212	51.874	2:34.086	69.36	2.805	18:12:37.422	
3 -	1:40.536	<b>51.201</b>	2:31.737 (2)	70.43	0.456	18:15:09.159	
4 -	<b>1:39.933</b>	51.348	<b>2:31.281 (1)</b>	<b>70.65</b>		<b>18:17:40.440</b>	
5 -	1:40.592	52.680	2:33.272 (3)	69.73	1.991	18:20:13.712	

P2 151		Andy DENYER		Yamaha OW01 -			
IDEAL LAP TIME : 2:32.541		BEST LAP TIME : 2:32.541		DIFFERENCE : 0.000			
LAP	SECTOR 1	SECTOR 2	LAP TIME	MPH	DIFF	TIME OF DAY	
1 -		53.619	2:46.141	64.33	13.600	18:10:11.765	
2 -	1:43.262	52.404	2:35.666 (3)	68.66	3.125	18:12:47.431	
3 -	1:42.779	53.277	2:36.056	68.48	3.515	18:15:23.487	
4 -	1:42.582	52.977	2:35.559 (2)	68.70	3.018	18:17:59.046	
5 -	<b>1:41.577</b>	<b>50.964</b>	<b>2:32.541 (1)</b>	<b>70.06</b>		<b>18:20:31.587</b>	

P3 69		Tony RUSSO		Yamaha R6 - Wymark Lubricants			
IDEAL LAP TIME : 2:30.990		BEST LAP TIME : 2:31.320		DIFFERENCE : 0.330			
LAP	SECTOR 1	SECTOR 2	LAP TIME	MPH	DIFF	TIME OF DAY	
1 -		54.300	2:50.846	62.55	19.526	18:10:16.470	
2 -	1:44.241	53.294	2:37.535	67.84	6.215	18:12:54.005	
3 -	1:43.560	51.685	2:35.245 (3)	68.84	3.925	18:15:29.250	
4 -	1:40.211	<b>51.290</b>	2:31.501 (2)	70.54	0.181	18:18:00.751	
5 -	<b>1:39.700</b>	51.620	<b>2:31.320 (1)</b>	<b>70.63</b>		<b>18:20:32.071</b>	

P4 57		Paul NEWMAN		Yamaha R6 - Scarlett racing			
IDEAL LAP TIME : 2:35.842		BEST LAP TIME : 2:36.265		DIFFERENCE : 0.423			
LAP	SECTOR 1	SECTOR 2	LAP TIME	MPH	DIFF	TIME OF DAY	
1 -		54.790	2:51.874	62.18	15.609	18:10:17.498	
2 -	1:44.335	<b>53.068</b>	2:37.403 (3)	67.90	1.138	18:12:54.901	
3 -	1:43.084	53.181	<b>2:36.265 (1)</b>	<b>68.39</b>		<b>18:15:31.166</b>	
4 -	1:42.962	53.752	2:36.714 (2)	68.20	0.449	18:18:07.880	
5 -	<b>1:42.774</b>	54.944	2:37.718	67.76	1.453	18:20:45.598	

P5 97		Alex MANN		Honda CBR600RR - Michael Jones Jeweller, Esprit Group, Carb			
IDEAL LAP TIME : 2:36.258		BEST LAP TIME : 2:36.586		DIFFERENCE : 0.328			
LAP	SECTOR 1	SECTOR 2	LAP TIME	MPH	DIFF	TIME OF DAY	
1 -		54.101	2:47.083	63.96	10.497	18:10:12.707	
2 -	1:46.161	54.867	2:41.028	66.37	4.442	18:12:53.735	
3 -	1:43.924	53.931	2:37.855 (3)	67.70	1.269	18:15:31.590	
4 -	1:44.053	<b>53.625</b>	2:37.678 (2)	67.78	1.092	18:18:09.268	
5 -	<b>1:42.633</b>	53.953	<b>2:36.586 (1)</b>	<b>68.25</b>		<b>18:20:45.854</b>	

P6 43		Colin WALKEY		Kawasaki ZX6R G2 - ELP Racing /Team Silver Arrows			
IDEAL LAP TIME : 2:37.252		BEST LAP TIME : 2:38.118		DIFFERENCE : 0.866			
LAP	SECTOR 1	SECTOR 2	LAP TIME	MPH	DIFF	TIME OF DAY	
1 -		55.093	2:47.059	63.97	8.941	18:10:12.683	
2 -	<b>1:44.297</b>	54.077	2:38.374 (2)	67.48	0.256	18:12:51.057	
3 -	1:46.433	53.586	2:40.019	66.79	1.901	18:15:31.076	
4 -	1:45.644	53.089	2:38.733 (3)	67.33	0.615	18:18:09.809	
5 -	1:45.163	<b>52.955</b>	<b>2:38.118 (1)</b>	<b>67.59</b>		<b>18:20:47.927</b>	

# BMCRC - MRO Championships 2023 - Rnd 3 @ Snetterton

## BMCRC Thunderbike Sport & BMCRC SuperTwins

### RACE 17 - SECTOR ANALYSIS



SECTOR 1 = FL to I1, SECTOR 2 = I1 to FL, DIFF = Difference To Personal Best Lap, P = Crossed Finish Line in Pit Lane, D = Time Disallowed

P7 26 SUP Piers DARBY		Suzuki SV650 - Darby Racing				
IDEAL LAP TIME : 2:37.675		BEST LAP TIME : 2:37.675		DIFFERENCE : 0.000		
LAP	SECTOR 1	SECTOR 2	LAP TIME	MPH	DIFF	TIME OF DAY
1 -		54.707	2:53.505	61.60	15.830	18:10:19.129
2 -	1:46.268	55.468	2:41.736	66.08	4.061	18:13:00.865
3 -	<b>1:44.171</b>	<b>53.504</b>	<b>2:37.675 (1)</b>	<b>67.78</b>		<b>18:15:38.540</b>
4 -	1:44.799	53.875	2:38.674 (2)	67.35	0.999	18:18:17.214
5 -	1:44.602	54.506	2:39.108 (3)	67.17	1.433	18:20:56.322

P8 81 Malvern MAY		Honda CBR600RR - IMP racing				
IDEAL LAP TIME : 2:39.934		BEST LAP TIME : 2:39.934		DIFFERENCE : 0.000		
LAP	SECTOR 1	SECTOR 2	LAP TIME	MPH	DIFF	TIME OF DAY
1 -		55.508	2:52.079	62.11	12.145	18:10:17.703
2 -	<b>1:45.870</b>	<b>54.064</b>	<b>2:39.934 (1)</b>	<b>66.82</b>		<b>18:12:57.637</b>
3 -	1:48.405	54.450	2:42.855 (2)	65.62	2.921	18:15:40.492
4 -	1:47.888	55.682	2:43.570 (3)	65.34	3.636	18:18:24.062
5 -	1:49.227	55.155	2:44.382	65.01	4.448	18:21:08.444

P9 138 SUP Craig JARMIN		Suzuki SV650 - SK PreP				
IDEAL LAP TIME : 2:40.689		BEST LAP TIME : 2:41.373		DIFFERENCE : 0.684		
LAP	SECTOR 1	SECTOR 2	LAP TIME	MPH	DIFF	TIME OF DAY
1 -		54.627	2:54.539	61.23	13.166	18:10:20.163
2 -	<b>1:46.653</b>	54.771	2:41.424 (2)	66.21	0.051	18:13:01.587
3 -	1:47.337	<b>54.036</b>	<b>2:41.373 (1)</b>	<b>66.23</b>		<b>18:15:42.960</b>
4 -	1:47.607	55.113	2:42.720 (3)	65.68	1.347	18:18:25.680
5 -	1:48.095	55.246	2:43.341	65.43	1.968	18:21:09.021

P10 11 Malcolm BATE		Yamaha R6 - Hartjay				
IDEAL LAP TIME : 2:39.088		BEST LAP TIME : 2:39.097		DIFFERENCE : 0.009		
LAP	SECTOR 1	SECTOR 2	LAP TIME	MPH	DIFF	TIME OF DAY
1 -		56.787	2:58.599	59.84	19.502	18:10:24.223
2 -	1:47.618	55.148	2:42.766	65.66	3.669	18:13:06.989
3 -	1:46.886	<b>54.575</b>	2:41.461 (2)	66.19	2.364	18:15:48.450
4 -	<b>1:44.513</b>	54.584	<b>2:39.097 (1)</b>	<b>67.17</b>		<b>18:18:27.547</b>
5 -	1:45.625	55.995	2:41.620 (3)	66.13	2.523	18:21:09.167

P11 99 Lee BELLOTTI		Kawasaki ZX6R - MH Equipment Ltd				
IDEAL LAP TIME : 2:40.809		BEST LAP TIME : 2:40.809		DIFFERENCE : 0.000		
LAP	SECTOR 1	SECTOR 2	LAP TIME	MPH	DIFF	TIME OF DAY
1 -		55.849	2:51.906	62.17	11.097	18:10:17.530
2 -	<b>1:46.821</b>	<b>53.988</b>	<b>2:40.809 (1)</b>	<b>66.46</b>		<b>18:12:58.339</b>
3 -	1:48.434	54.635	2:43.069 (2)	65.54	2.260	18:15:41.408
4 -	1:47.722	55.389	2:43.111 (3)	65.52	2.302	18:18:24.519
5 -	1:50.280	56.327	2:46.607	64.15	5.798	18:21:11.126

P12 78 Tim FRAMPTON		Suzuki SV650 - K66				
IDEAL LAP TIME : 2:40.943		BEST LAP TIME : 2:40.995		DIFFERENCE : 0.052		
LAP	SECTOR 1	SECTOR 2	LAP TIME	MPH	DIFF	TIME OF DAY
1 -		55.841	2:57.005	60.38	16.010	18:10:22.629
2 -	1:49.356	54.800	2:44.156	65.10	3.161	18:13:06.785
3 -	1:46.691	56.256	2:42.947 (3)	65.59	1.952	18:15:49.732
4 -	1:46.663	<b>54.767</b>	2:41.430 (2)	66.20	0.435	18:18:31.162
5 -	<b>1:46.176</b>	54.819	<b>2:40.995 (1)</b>	<b>66.38</b>		<b>18:21:12.157</b>

# BMCRC - MRO Championships 2023 - Rnd 3 @ Snetterton

## BMCRC Thunderbike Sport & BMCRC SuperTwins

### RACE 17 - SECTOR ANALYSIS



SECTOR 1 = FL to I1, SECTOR 2 = I1 to FL, DIFF = Difference To Personal Best Lap, P = Crossed Finish Line in Pit Lane, D = Time Disallowed

P13 44 SUP Tony PARKER		Kawasaki ER650RR - insta/youtube 44notpol				
IDEAL LAP TIME : 2:40.824		BEST LAP TIME : 2:41.069		DIFFERENCE : 0.245		
LAP	SECTOR 1	SECTOR 2	LAP TIME	MPH	DIFF	TIME OF DAY
1 -		56.075	2:57.152	60.33	16.083	18:10:22.776
2 -	1:48.505	54.955	2:43.460 (3)	65.38	2.391	18:13:06.236
3 -	1:48.278	55.471	2:43.749	65.27	2.680	18:15:49.985
4 -	1:46.550	<b>54.519</b>	<b>2:41.069 (1)</b>	<b>66.35</b>		<b>18:18:31.054</b>
5 -	<b>1:46.305</b>	54.819	2:41.124 (2)	66.33	0.055	18:21:12.178

P14 25 Harrison DAY		Yamaha R6 -				
IDEAL LAP TIME : 2:41.284		BEST LAP TIME : 2:41.284		DIFFERENCE : 0.000		
LAP	SECTOR 1	SECTOR 2	LAP TIME	MPH	DIFF	TIME OF DAY
1 -		55.479	2:55.001	61.07	13.717	18:10:20.625
2 -	1:49.763	54.568	2:44.331 (3)	65.03	3.047	18:13:04.956
3 -	1:48.954	55.602	2:44.556	64.95	3.272	18:15:49.512
4 -	1:47.905	54.309	2:42.214 (2)	65.88	0.930	18:18:31.726
5 -	<b>1:47.295</b>	<b>53.989</b>	<b>2:41.284 (1)</b>	<b>66.26</b>		<b>18:21:13.010</b>

P15 47 Tristan BOHANAN		Suzuki SV 650 -				
IDEAL LAP TIME : 2:43.807		BEST LAP TIME : 2:44.216		DIFFERENCE : 0.409		
LAP	SECTOR 1	SECTOR 2	LAP TIME	MPH	DIFF	TIME OF DAY
1 -		57.108	2:58.826	59.76	14.610	18:10:24.450
2 -	1:50.122	<b>55.768</b>	2:45.890 (2)	64.42	1.674	18:13:10.340
3 -	<b>1:48.039</b>	56.177	<b>2:44.216 (1)</b>	<b>65.08</b>		<b>18:15:54.556</b>
4 -	1:49.482	57.076	2:46.558 (3)	64.17	2.342	18:18:41.114
5 -	1:51.779	58.121	2:49.900	62.90	5.684	18:21:31.014

P16 49 Oli CHAYTOR		Yamaha R6 - PearTree Racing				
IDEAL LAP TIME : 2:44.087		BEST LAP TIME : 2:44.746		DIFFERENCE : 0.659		
LAP	SECTOR 1	SECTOR 2	LAP TIME	MPH	DIFF	TIME OF DAY
1 -		57.800	3:00.609	59.17	15.863	18:10:26.233
2 -	1:52.023	58.048	2:50.071	62.84	5.325	18:13:16.304
3 -	1:48.898	<b>55.848</b>	<b>2:44.746 (1)</b>	<b>64.87</b>		<b>18:16:01.050</b>
4 -	1:49.840	56.832	2:46.672 (3)	64.12	1.926	18:18:47.722
5 -	<b>1:48.239</b>	58.189	2:46.428 (2)	64.22	1.682	18:21:34.150

P17 52 Elliot FRICKER		Honda CBR600 - Credit card				
IDEAL LAP TIME : 2:48.560		BEST LAP TIME : 2:48.560		DIFFERENCE : 0.000		
LAP	SECTOR 1	SECTOR 2	LAP TIME	MPH	DIFF	TIME OF DAY
1 -		1:00.994	3:11.107	55.92	22.547	18:10:36.731
2 -	1:55.553	57.674	2:53.227	61.69	4.667	18:13:29.958
3 -	1:51.921	57.700	2:49.621 (3)	63.01	1.061	18:16:19.579
4 -	<b>1:51.279</b>	<b>57.281</b>	<b>2:48.560 (1)</b>	<b>63.40</b>		<b>18:19:08.139</b>
5 -	1:51.359	58.076	2:49.435 (2)	63.08	0.875	18:21:57.574

P18 48 Shaun WALLIS		Yamaha R6 - MBC Despatch Racing				
IDEAL LAP TIME : 2:56.990		BEST LAP TIME : 2:57.106		DIFFERENCE : 0.116		
LAP	SECTOR 1	SECTOR 2	LAP TIME	MPH	DIFF	TIME OF DAY
1 -		1:02.377	3:12.550	55.50	15.444	18:10:38.174
2 -	2:01.351	1:01.573	3:02.924	58.42	5.818	18:13:41.098
3 -	1:58.552	1:01.661	3:00.213 (3)	59.30	3.107	18:16:41.311
4 -	<b>1:57.788</b>	1:00.967	2:58.755 (2)	59.79	1.649	18:19:40.066
5 -	1:57.904	<b>59.202</b>	<b>2:57.106 (1)</b>	<b>60.34</b>		<b>18:22:37.172</b>

# BMCRC - MRO Championships 2023 - Rnd 3 @ Snetterton

## BMCRC Thunderbike Sport & BMCRC SuperTwins

### RACE 17 - SECTOR ANALYSIS



SECTOR 1 = FL to I1, SECTOR 2 = I1 to FL, DIFF = Difference To Personal Best Lap, P = Crossed Finish Line in Pit Lane, D = Time Disallowed

<b>P19 35 R Logan STONE</b>		Yamaha R6 -				
IDEAL LAP TIME : 2:57.089		BEST LAP TIME : 2:57.089		DIFFERENCE : 0.000		
LAP	SECTOR 1	SECTOR 2	LAP TIME	MPH	DIFF	TIME OF DAY
1 -		1:02.074	3:10.705	56.04	13.616	18:10:36.329
2 -	<b>1:56.895</b>	<b>1:00.194</b>	<b>2:57.089 (1)</b>	<b>60.35</b>		<b>18:13:33.418</b>
3 -	1:57.602	1:02.323	2:59.925 (2)	59.40	2.836	18:16:33.343
4 -	2:01.554	1:03.074	3:04.628 (3)	57.88	7.539	18:19:37.971
5 -	2:18.859	1:04.594	3:23.453	52.53	26.364	18:23:01.424

<b>P20 77 David MAY</b>		Suzuki GSXR600 - Orchard cooling/ Team Silver Arrows				
IDEAL LAP TIME : 2:34.542		BEST LAP TIME : 2:35.573		DIFFERENCE : 1.031		
LAP	SECTOR 1	SECTOR 2	LAP TIME	MPH	DIFF	TIME OF DAY
1 -		53.254	2:44.096	65.13	8.523	18:10:09.720
2 -	1:44.106	53.446	2:37.552 (3)	67.83	1.979	18:12:47.272
3 -	1:42.735	53.059	2:35.794 (2)	68.60	0.221	18:15:23.066
4 -	1:42.840	<b>52.733</b>	<b>2:35.573 (1)</b>	<b>68.70</b>		<b>18:17:58.639</b>

<b>P21 994 R Adrian HOWARD</b>		Suzuki GSXR 600 -				
IDEAL LAP TIME : 2:39.771		BEST LAP TIME : 2:41.144		DIFFERENCE : 1.373		
LAP	SECTOR 1	SECTOR 2	LAP TIME	MPH	DIFF	TIME OF DAY
1 -		55.201	2:46.952	64.01	5.808	18:10:12.576
2 -	<b>1:45.815</b>	55.329	<b>2:41.144 (1)</b>	<b>66.32</b>		<b>18:12:53.720</b>
3 -	2:15.731	<b>53.956</b>	3:09.687 (2)	56.34	28.543	18:16:03.407

# BMCRC - MRO Championships 2023 - Rnd 3 @ Snetterton

## BMCRC Thunderbike Sport & BMCRC SuperTwins

### RACE 17 - BEST SECTORS

SECTOR 1			SECTOR 2			IDEAL / BEST COMPARISON						
POS	NO	NAME	TIME	NO	NAME	TIME	POS	NO	NAME	IDEAL	BEST	DIFF
									<b>PERFECT LAP</b>	<b>2:30.664</b>		
1	69	RUSSO	1:39.700	151	DENYER	50.964	1	69	RUSSO	2:30.990	2:31.320	0.330
2	0	HILL	1:39.933	0	HILL	51.201	2	0	HILL	2:31.134	2:31.281	0.147
3	151	DENYER	1:41.577	69	RUSSO	51.290	3	151	DENYER	2:32.541	2:32.541	0.000
4	77	MAY	1:41.809	77	MAY	52.733	4	77	MAY	2:34.542	2:35.573	1.031
5	97	MANN	1:42.633	43	WALKEY	52.955	5	57	NEWMAN	2:35.842	2:36.265	0.423
6	57	NEWMAN	1:42.774	57	NEWMAN	53.068	6	97	MANN	2:36.258	2:36.586	0.328
7	26	DARBY	1:44.171	26	DARBY	53.504	7	43	WALKEY	2:37.252	2:38.118	0.866
8	43	WALKEY	1:44.297	97	MANN	53.625	8	26	DARBY	2:37.675	2:37.675	0.000
9	11	BATE	1:44.513	994	HOWARD	53.956	9	11	BATE	2:39.088	2:39.097	0.009
10	994	HOWARD	1:45.815	99	BELLOTTI	53.988	10	994	HOWARD	2:39.771	2:41.144	1.373
11	81	MAY	1:45.870	25	DAY	53.989	11	81	MAY	2:39.934	2:39.934	0.000
12	78	FRAMPTON	1:46.176	138	JARMIN	54.036	12	138	JARMIN	2:40.689	2:41.373	0.684
13	44	PARKER	1:46.305	81	MAY	54.064	13	99	BELLOTTI	2:40.809	2:40.809	0.000
14	138	JARMIN	1:46.653	44	PARKER	54.519	14	44	PARKER	2:40.824	2:41.069	0.245
15	99	BELLOTTI	1:46.821	11	BATE	54.575	15	78	FRAMPTON	2:40.943	2:40.995	0.052
16	25	DAY	1:47.295	78	FRAMPTON	54.767	16	25	DAY	2:41.284	2:41.284	0.000
17	47	BOHANAN	1:48.039	47	BOHANAN	55.768	17	47	BOHANAN	2:43.807	2:44.216	0.409
18	49	CHAYTOR	1:48.239	49	CHAYTOR	55.848	18	49	CHAYTOR	2:44.087	2:44.746	0.659
19	52	FRICKER	1:51.279	52	FRICKER	57.281	19	52	FRICKER	2:48.560	2:48.560	0.000
20	35	STONE	1:56.895	48	WALLIS	59.202	20	48	WALLIS	2:56.990	2:57.106	0.116
21	48	WALLIS	1:57.788	35	STONE	1:00.194	21	35	STONE	2:57.089	2:57.089	0.000
22												

# BMCRC - MRO Championships 2023 - Rnd 3 @ Snetterton

## BMCRC Thunderbike Sport & BMCRC SuperTwins

### RACE 17 - STATISTICS

**Competitors Started** 22  
**Planned Start** 2023-05-06 @ 16:20:00.000  
**Actual Start** 2023-05-06 @ 18:07:25.623  
**Finish Time** 2023-05-06 @ 18:20:13.711  
**Track Length** 2.9689mi.  
**Total Laps** 102  
**Total Distance Covered** 302.8289mi.

#### Session Fastest Lap History

NO	CL	NAME	LAP TIME	TIME OF DAY	LAP	VEHICLE
0		Jeremy HILL	<b>2:34.086</b>	18:12:37.428	2	Yamaha R6
0		Jeremy HILL	<b>2:31.737</b>	18:15:09.166	3	Yamaha R6
0		Jeremy HILL	<b>2:31.281</b>	18:17:40.448	4	Yamaha R6

#### Session Leader History

NO	CL	NAME	FROM LAP	LAPS LED	DISTANCE	VEHICLE
0		Jeremy HILL	1	5	14.84 miles	Yamaha R6

#### Flag History

TYPE	TIME OF DAY
GREEN	18:07:25.623
FINISH	18:20:13.711

#### Flag Statistics

TYPE	COUNT	TOTAL LAPS	TOTAL TIME
Green	1	5	15:48.611
Red	0	0	0.000
Safety Car	0	0	0.000
FCY	0	0	0.000



# BMCRC - MRO Championships 2023 - Rnd 3 @ Snetterton

## BMCRC Thunderbike Sport & BMCRC SuperTwins

### RACE 17 - STATISTICS

**CLASS : R**

2 Starters

#### Fastest Lap History

NO	NAME	LAP TIME	TIME OF DAY	LAP	VEHICLE
994	Adrian HOWARD	2:41.144	18:12:53.722	2	Suzuki GSXR 600

#### Leader History

NO	NAME	FROM LAP	LAPS LED	DISTANCE	VEHICLE
994	Adrian HOWARD	1	3	8.90 miles	Suzuki GSXR 600
35	Logan STONE	4	2	5.93 miles	Yamaha R6

# BMCRC - MRO Championships 2023 - Rnd 3 @ Snetterton

## BMCRC Thunderbike Sport & BMCRC SuperTwins

### RACE 17 - STATISTICS

**CLASS : SUP**

3 Starters

#### Fastest Lap History

NO	NAME	LAP TIME	TIME OF DAY	LAP	VEHICLE
26	Piers DARBY	<b>2:41.736</b>	18:13:00.883	2	Suzuki SV650
138	Craig JARMIN	<b>2:41.424</b>	18:13:01.592	2	Suzuki SV650
26	Piers DARBY	<b>2:37.675</b>	18:15:38.558	3	Suzuki SV650

#### Leader History

NO	NAME	FROM LAP	LAPS LED	DISTANCE	VEHICLE
26	Piers DARBY	1	5	14.84 miles	Suzuki SV650

# BMCRC - MRO Championships 2023 - Rnd 3 @ Snetterton

## BMCRC Thunderbike Sport & BMCRC SuperTwins

### RACE 17 - STATISTICS

**CLASS :**

17 Starters

#### Fastest Lap History

NO	NAME	LAP TIME	TIME OF DAY	LAP	VEHICLE
0	Jeremy HILL	<b>2:34.086</b>	18:12:37.428	2	Yamaha R6
0	Jeremy HILL	<b>2:31.737</b>	18:15:09.166	3	Yamaha R6
0	Jeremy HILL	<b>2:31.281</b>	18:17:40.448	4	Yamaha R6

#### Leader History

NO	NAME	FROM LAP	LAPS LED	DISTANCE	VEHICLE
0	Jeremy HILL	1	5	14.84 miles	Yamaha R6

# BMCRC - MRO Championships 2023 - Rnd 3 @ Snetterton

## BMCRC Thunderbike Sport & BMCRC SuperTwins

### RACE 6 - GRID (6 Laps)

ROW 12				34	<b>910</b> Harry GOWER		
ROW 11		33	<b>119</b> Kevin BURTON	32	<b>4</b> Liam ARMITAGE	31	<b>27</b> Giovanni BELIOSSI
ROW 10	30	<b>56</b> Phil MARSH	29	<b>137</b> Colin McPHERSON	28	<b>67</b> Simon HARVEY	
ROW 9		27	<b>167</b> Terry SMITH	26	<b>139</b> Rob MARLEY	25	<b>17</b> David BROOK
ROW 8	24	<b>58</b> Michael ALLEN	23	<b>127</b> John DAY	22	<b>66</b> Mark SMITH	
ROW 7		21	<b>48</b> Shaun WALLIS	20	<b>35</b> Logan STONE	19	<b>52</b> Elliot FRICKER
ROW 6	18	<b>49</b> Oli CHAYTOR	17	<b>47</b> Tristan BOHANAN	16	<b>138</b> Craig JARMIN	
ROW 5		15	<b>25</b> Harrison DAY	14	<b>994</b> Adrian HOWARD	13	<b>44</b> Tony PARKER
ROW 4	12	<b>78</b> Tim FRAMPTON	11	<b>99</b> Lee BELLOTTI	10	<b>81</b> Malvern MAY	
ROW 3		9	<b>11</b> Malcolm BATE	8	<b>43</b> Colin WALKEY	7	<b>26</b> Piers DARBY
ROW 2	6	<b>97</b> Alex MANN	5	<b>57</b> Paul NEWMAN	4	<b>77</b> David MAY	
ROW 1		3	<b>151</b> Andy DENYER	2	<b>69</b> Tony RUSSO	1	<b>0</b> Jeremy HILL
<b>Pole</b>							

Snetterton 300: 2.9689 miles

These results are provisional until the conclusion of any judicial and technical matters.

Clerk Of Course :	Stewards :	Timekeeper : Richard Evans
-------------------	------------	----------------------------

Results can be found at [www.tsl-timing.com](http://www.tsl-timing.com)

Printed - 18:26 Saturday, 06 May 2023



# BMCRC - MRO Championships 2023 - Rnd 3 @ Snetterton



## BMCRC Thunderbike Sport & BMCRC SuperTwins

### RACE 6 - CLASSIFICATION

POS	NO	CL	PIC NAME	ENTRY	LAPS	TIME	GAP	DIFF	MPH	BEST	ON
1	69		1 Tony RUSSO	Yamaha R6 - Wymark Lubricants	5	10:46.841			82.61	2:06.670	5
2	151		2 Andy DENYER	Yamaha OWO1 -	5	10:50.206	3.365	3.365	82.18	2:07.118	4
3	43		3 Colin WALKLEY	Kawasaki ZX6R G2 - ELP Racing /Team Silver Arrow	5	10:50.713	3.872	0.507	82.12	2:06.672	4
4	97		4 Alex MANN	Honda CBR600RR - Michael Jones Jeweller, Esprit (	5	10:51.480	4.639	0.767	82.02	2:07.354	4
5	0*		5 Jeremy HILL	Yamaha R6 - Silver Arrows Racing / LT-Info.com	5	10:52.552	5.711	1.072	81.89	2:06.780	5
6	77		6 David MAY	Suzuki GSXR600 - Orchard cooling/ Team Silver Arm	5	10:55.097	8.256	2.545	81.57	2:08.878	3
7	81		7 Malvern MAY	Honda CBR600RR - IMP racing	5	10:55.209	8.368	0.112	81.56	2:08.464	4
8	57		8 Paul NEWMAN	Yamaha R6 - Scarlett racing	5	10:57.713	10.872	2.504	81.25	2:09.925	5
9	48		9 Shaun WALLIS	Yamaha R6 - MBC Despatch Racing	5	11:02.146	15.305	4.433	80.70	2:09.262	5
10	52		10 Elliot FRICKER	Honda CBR600 - Credit card	5	11:02.699	15.858	0.553	80.64	2:08.904	5
11	17	SUP	1 David BROOK	Yamaha RS660 - Brook Motorsport	5	11:06.095	19.254	3.396	80.22	2:10.255	5
12	25		11 Harrison DAY	Yamaha R6 -	5	11:06.790	19.949	0.695	80.14	2:10.662	4
13	11		12 Malcolm BATE	Yamaha R6 - Hartjay	5	11:07.137	20.296	0.347	80.10	2:10.865	5
14	99		13 Lee BELLOTTI	Kawasaki ZX6R - MH Equipment Ltd	5	11:21.354	34.513	14.217	78.43	2:14.152	2
15	994	R	1 Adrian HOWARD	Suzuki GSXR 600 -	5	11:40.815	53.974	19.461	76.25	2:16.918	3
16	137	R	2 Colin McPHERSON	Yamaha R6 -	5	11:49.641	1:02.800	8.826	75.30	2:18.769	2
17	138	SUP	2 Craig JARMIN	Suzuki SV650 - SK PreP	5	11:49.735	1:02.894	0.094	75.29	2:19.044	5
18	26	SUP	3 Piers DARBY	Suzuki SV650 - Darby Racing	5	11:50.391	1:03.550	0.656	75.22	2:18.084	5
19	139		14 Rob MARLEY	Honda CBR600F3 - PearTree Racing	5	11:52.061	1:05.220	1.670	75.05	2:17.056	4
20	35	R	3 Logan STONE	Yamaha R6 -	5	11:56.398	1:09.557	4.337	74.59	2:18.753	4
21	67	R	4 Simon HARVEY	Suzuki SV650 - Kids Inheritance (Sorry)	5	11:59.041	1:12.200	2.643	74.32	2:19.145	4
22	127	R	5 Matthew CHAM	Ducati MONSTER 696 - In development	5	12:03.194	1:16.353	4.153	73.89	2:22.236	3
23	49		15 Oli CHAYTOR	Yamaha R6 - PearTree Racing	5	12:05.790	1:18.949	2.596	73.63	2:21.655	3
24	56		16 Phil MARSH	Kawasaki ZX6R - IMP Racing / CapsuleAl	5	12:27.884	1:41.043	22.094	71.45	2:24.761	2
25	127		17 John DAY	Honda VFR 750 F -	5	12:36.473	1:49.632	8.589	70.64	2:27.960	2

#### NOT CLASSIFIED

DNF	44	SUP	Tony PARKER	Kawasaki ER650RR - insta/youtube 44notpol	0						
DNF	58	SUP	Michael ALLEN	Kawasaki ER6 -	0						

#### FASTEST LAP

69			Tony RUSSO	Yamaha R6 - Wymark Lubricants	5	2:06.670		84.37 mph	135.79 kph		
17	SUP		David BROOK	Yamaha RS660 - Brook Motorsport	5	2:10.255		82.05 mph	132.05 kph		
994	R		Adrian HOWARD	Suzuki GSXR 600 -	3	2:16.918		78.06 mph	125.62 kph		

#0 - 10 Second penalty - Jump start.

Class - 92.5% of Race Speed = 76.41 mph

Class SUP - 92.5% of Race Speed = 74.20 mph

Class R - 92.5% of Race Speed = 70.53 mph

Weather / Track : Cloudy / Dry

These results are provisional until the conclusion of any judicial and technical matters.

Race Distance: 5 Laps / 14.84 miles

Snetterton 300: 2.9689 miles

Date: 07/05/2023 Start: 12:21 Finish: 12:31

Clerk Of Course :	Stewards :	Timekeeper : Richard Evans
-------------------	------------	----------------------------

Results can be found at [www.tsl-timing.com](http://www.tsl-timing.com)

Printed - 12:34 Sunday, 07 May 2023



# BMCRC - MRO Championships 2023 - Rnd 3 @ Snetterton

## BMCRC Thunderbike Sport & BMCRC SuperTwins

### RACE 6 - LAP CHART

#### LAP 1 @ 12:23:26.708

NO	BEHIND	LAP TIME
0		2:12.111
57	2.977	2:15.088
69	4.946	2:17.057
151	5.108	2:17.219
97	5.343	2:17.454
43	5.559	2:17.670
77	5.619	2:17.730
81	5.993	2:18.104
11	6.709	2:18.820
25	8.509	2:20.620
52	8.949	2:21.060
48	9.265	2:21.376
99	10.258	2:22.369
17	10.325	2:22.436
994	15.785	2:27.896
138	16.012	2:28.123
26	17.543	2:29.654
127	18.026	2:30.137
137	18.515	2:30.626
35	21.190	2:33.301
139	23.073	2:35.184
67	23.818	2:35.929
49	23.968	2:36.079
56	24.316	2:36.427
127	28.560	2:40.671

#### LAP 2 @ 12:25:34.795

NO	BEHIND	LAP TIME
0		2:08.087
57	5.538	2:10.648
69	5.754	2:08.895
151	6.287	2:09.266
97	6.497	2:09.241
77	7.121	2:09.589
43	7.196	2:09.724
81	7.911	2:10.005
11	11.323	2:12.701
48	12.176	2:10.998
25	12.615	2:12.193
52	13.357	2:12.495
17	14.551	2:12.313
99	16.323	2:14.152
994	25.196	2:17.498
138	28.150	2:20.225
137	29.197	2:18.769
26	30.859	2:21.403
127	32.485	2:22.546
35	36.859	2:23.756
139	37.460	2:22.474
49	37.887	2:22.006
67	38.007	2:22.276
56	40.990	2:24.761
127	48.433	2:27.960

#### LAP 3 @ 12:27:42.705

NO	BEHIND	LAP TIME
0		2:07.910
69	4.943	2:07.099
151	7.067	2:08.690
97	7.292	2:08.705
43	7.680	2:08.394
77	8.089	2:08.878

Weather / Track : Cloudy / Dry

Results can be found at [www.tsl-timing.com](http://www.tsl-timing.com)

81	8.835	2:08.834	137	1:07.089	2:19.211
57	9.272	2:11.644	138	1:07.183	2:19.044
48	14.251	2:09.985	26	1:07.839	2:18.084
52	16.070	2:10.623	139	1:09.509	2:17.136
11	16.156	2:12.743	35	1:13.846	2:19.835
25	16.720	2:12.015	67	1:16.489	2:20.611
17	17.220	2:10.579	127	1:20.642	2:24.992
99	22.657	2:14.244	49	1:23.238	2:22.334
994	34.204	2:16.918	56	1:45.332	2:29.809
137	41.644	2:20.357	127	1:53.921	2:28.303
138	42.010	2:21.770			
26	44.737	2:21.788			
127	46.811	2:22.236			
35	49.702	2:20.753			
139	49.761	2:20.211			
67	51.177	2:21.080			
49	51.632	2:21.655			
56	1:00.103	2:27.023			
127	1:10.045	2:29.522			

#### LAP 4 @ 12:29:50.369

NO	BEHIND	LAP TIME
0		2:07.664
69	4.399	2:07.120
151	6.521	2:07.118
43	6.688	2:06.672
97	6.982	2:07.354
81	9.635	2:08.464
77	9.921	2:09.496
57	12.016	2:10.408
48	17.112	2:10.525
52	18.023	2:09.617
25	19.718	2:10.662
17	20.068	2:10.512
11	20.500	2:12.008
99	30.687	2:15.694
994	46.915	2:20.375
137	54.658	2:20.678
138	54.919	2:20.573
26	56.535	2:19.462
139	59.153	2:17.056
35	1:00.791	2:18.753
127	1:02.430	2:23.283
67	1:02.658	2:19.145
49	1:07.684	2:23.716
56	1:22.303	2:29.864
127	1:32.398	2:30.017

#### LAP 5 @ 12:31:57.149

NO	BEHIND	LAP TIME
0		2:06.780
69	4.289	2:06.670
151	7.654	2:07.913
43	8.161	2:08.253
97	8.928	2:08.726
77	12.545	2:09.404
81	12.657	2:09.802
57	15.161	2:09.925
48	19.594	2:09.262
52	20.147	2:08.904
17	23.543	2:10.255
25	24.238	2:11.300
11	24.585	2:10.865
99	38.802	2:14.895
994	58.263	2:18.128

Snetterton 300: 2.9689 miles  
Date: 07/05/2023 Start: 12:21 Finish: 12:31

Printed - 12:35 Sunday, 07 May 2023

# BMCRC - MRO Championships 2023 - Rnd 3 @ Snetterton

## BMCRC Thunderbike Sport & BMCRC SuperTwins

### RACE 6 - POSITION CHART

No	Name	Lap					
		Pos	1	2	3	4	5
0	HILL	1	0	0	0	0	0
69	RUSSO	2	57	57	69	69	69
151	DENYER	3	69	69	151	151	151
77	MAY	4	151	151	97	43	43
57	NEWMAN	5	97	97	43	97	97
97	MANN	6	43	77	77	81	77
26	DARBY	7	77	43	81	77	81
43	WALKEY	8	81	81	57	57	57
11	BATE	9	11	11	48	48	48
81	MAY	10	25	48	52	52	52
99	BELLOTTI	11	52	25	11	25	17
44	PARKER	12	48	52	25	17	25
994	HOWARD	13	99	17	17	11	11
25	DAY	14	17	99	99	99	99
138	JARMIN	15	994	994	994	994	994
49	CHAYTOR	16	138	138	137	137	137
52	FRICKER	17	26	137	138	138	138
35	STONE	18	127	26	26	26	26
48	WALLIS	19	137	127	127	139	139
127	DAY	20	35	35	35	35	35
58	ALLEN	21	139	139	139	127	67
17	BROOK	22	67	49	67	67	127
139	MARLEY	23	49	67	49	49	49
67	HARVEY	24	56	56	56	56	56
137	McPHERSON	25	127	127	127	127	127
56	MARSH	26					
127	CHAM	27					

# BMCRC - MRO Championships 2023 - Rnd 3 @ Snetterton

## BMCRC Thunderbike Sport & BMCRC SuperTwins

### RACE 6 - SECTOR ANALYSIS



SECTOR 1 = FL to I1, SECTOR 2 = I1 to FL, DIFF = Difference To Personal Best Lap, P = Crossed Finish Line in Pit Lane, D = Time Disallowed

P1 69		Tony RUSSO		Yamaha R6 - Wymark Lubricants			
IDEAL LAP TIME : 2:06.670		BEST LAP TIME : 2:06.670		DIFFERENCE : 0.000			
LAP	SECTOR 1	SECTOR 2	LAP TIME	MPH	DIFF	TIME OF DAY	
1 -		43.511	2:17.057	77.98	10.387	12:23:31.654	
2 -	1:25.374	43.521	2:08.895	82.92	2.225	12:25:40.549	
3 -	1:24.612	42.487	2:07.099 (2)	84.09	0.429	12:27:47.648	
4 -	1:24.794	42.326	2:07.120 (3)	84.07	0.450	12:29:54.768	
5 -	<b>1:24.599</b>	<b>42.071</b>	<b>2:06.670 (1)</b>	<b>84.37</b>		<b>12:32:01.438</b>	

P2 151		Andy DENYER		Yamaha OW01 -			
IDEAL LAP TIME : 2:07.118		BEST LAP TIME : 2:07.118		DIFFERENCE : 0.000			
LAP	SECTOR 1	SECTOR 2	LAP TIME	MPH	DIFF	TIME OF DAY	
1 -		43.962	2:17.219	77.89	10.101	12:23:31.816	
2 -	1:26.143	43.123	2:09.266	82.68	2.148	12:25:41.082	
3 -	1:25.847	42.843	2:08.690 (3)	83.05	1.572	12:27:49.772	
4 -	<b>1:24.871</b>	<b>42.247</b>	<b>2:07.118 (1)</b>	<b>84.08</b>		<b>12:29:56.890</b>	
5 -	1:25.157	42.756	2:07.913 (2)	83.55	0.795	12:32:04.803	

P3 43		Colin WALKEY		Kawasaki ZX6R G2 - ELP Racing /Team Silver Arrows			
IDEAL LAP TIME : 2:06.672		BEST LAP TIME : 2:06.672		DIFFERENCE : 0.000			
LAP	SECTOR 1	SECTOR 2	LAP TIME	MPH	DIFF	TIME OF DAY	
1 -		44.121	2:17.670	77.63	10.998	12:23:32.267	
2 -	1:26.885	42.839	2:09.724	82.39	3.052	12:25:41.991	
3 -	1:25.537	42.857	2:08.394 (3)	83.24	1.722	12:27:50.385	
4 -	<b>1:24.342</b>	<b>42.330</b>	<b>2:06.672 (1)</b>	<b>84.37</b>		<b>12:29:57.057</b>	
5 -	1:25.374	42.879	2:08.253 (2)	83.33	1.581	12:32:05.310	

P4 97		Alex MANN		Honda CBR600RR - Michael Jones Jeweller, Esprit Group, Carb			
IDEAL LAP TIME : 2:07.293		BEST LAP TIME : 2:07.354		DIFFERENCE : 0.061			
LAP	SECTOR 1	SECTOR 2	LAP TIME	MPH	DIFF	TIME OF DAY	
1 -		44.171	2:17.454	77.75	10.100	12:23:32.051	
2 -	1:26.199	43.042	2:09.241	82.69	1.887	12:25:41.292	
3 -	1:25.975	42.730	2:08.705 (2)	83.04	1.351	12:27:49.997	
4 -	1:24.909	<b>42.445</b>	<b>2:07.354 (1)</b>	<b>83.92</b>		<b>12:29:57.351</b>	
5 -	<b>1:24.848</b>	43.878	2:08.726 (3)	83.02	1.372	12:32:06.077	

P5 0		Jeremy HILL		Yamaha R6 - Silver Arrows Racing / LT-Info.com			
IDEAL LAP TIME : 2:06.780		BEST LAP TIME : 2:06.780		DIFFERENCE : 0.000			
LAP	SECTOR 1	SECTOR 2	LAP TIME	MPH	DIFF	TIME OF DAY	
1 -		42.706	2:12.111	80.90	5.331	12:23:26.708	
2 -	1:25.381	42.706	2:08.087	83.44	1.307	12:25:34.795	
3 -	1:25.391	42.519	2:07.910 (3)	83.55	1.130	12:27:42.705	
4 -	1:25.079	42.585	2:07.664 (2)	83.72	0.884	12:29:50.369	
5 -	<b>1:24.499</b>	<b>42.281</b>	<b>2:06.780 (1)</b>	<b>84.30</b>		<b>12:31:57.149</b>	

P6 77		David MAY		Suzuki GSXR600 - Orchard cooling/ Team Silver Arrows			
IDEAL LAP TIME : 2:08.156		BEST LAP TIME : 2:08.878		DIFFERENCE : 0.722			
LAP	SECTOR 1	SECTOR 2	LAP TIME	MPH	DIFF	TIME OF DAY	
1 -		43.832	2:17.730	77.60	8.852	12:23:32.327	
2 -	1:26.332	43.257	2:09.589	82.47	0.711	12:25:41.916	
3 -	1:26.250	<b>42.628</b>	<b>2:08.878 (1)</b>	<b>82.93</b>		<b>12:27:50.794</b>	
4 -	<b>1:25.528</b>	43.968	2:09.496 (3)	82.53	0.618	12:30:00.290	
5 -	1:26.115	43.289	2:09.404 (2)	82.59	0.526	12:32:09.694	



# BMCRC - MRO Championships 2023 - Rnd 3 @ Snetterton

## BMCRC Thunderbike Sport & BMCRC SuperTwins

### RACE 6 - SECTOR ANALYSIS



SECTOR 1 = FL to I1, SECTOR 2 = I1 to FL, DIFF = Difference To Personal Best Lap, P = Crossed Finish Line in Pit Lane, D = Time Disallowed

P7 81 Malvern MAY		Honda CBR600RR - IMP racing				
IDEAL LAP TIME : 2:08.464		BEST LAP TIME : 2:08.464		DIFFERENCE : 0.000		
LAP	SECTOR 1	SECTOR 2	LAP TIME	MPH	DIFF	TIME OF DAY
1 -		43.388	2:18.104	77.39	9.640	12:23:32.701
2 -	1:26.823	43.182	2:10.005	82.21	1.541	12:25:42.706
3 -	1:25.623	43.211	2:08.834 (2)	82.96	0.370	12:27:51.540
4 -	<b>1:25.596</b>	<b>42.868</b>	<b>2:08.464 (1)</b>	<b>83.19</b>		<b>12:30:00.004</b>
5 -	1:26.560	43.242	2:09.802 (3)	82.34	1.338	12:32:09.806

P8 57 Paul NEWMAN		Yamaha R6 - Scarlett racing				
IDEAL LAP TIME : 2:09.712		BEST LAP TIME : 2:09.925		DIFFERENCE : 0.213		
LAP	SECTOR 1	SECTOR 2	LAP TIME	MPH	DIFF	TIME OF DAY
1 -		<b>43.479</b>	2:15.088	79.11	5.163	12:23:29.685
2 -	1:27.008	43.640	2:10.648 (3)	81.80	0.723	12:25:40.333
3 -	1:27.641	44.003	2:11.644	81.18	1.719	12:27:51.977
4 -	1:26.766	43.642	2:10.408 (2)	81.95	0.483	12:30:02.385
5 -	<b>1:26.233</b>	43.692	<b>2:09.925 (1)</b>	<b>82.26</b>		<b>12:32:12.310</b>

P9 48 Shaun WALLIS		Yamaha R6 - MBC Despatch Racing				
IDEAL LAP TIME : 2:09.262		BEST LAP TIME : 2:09.262		DIFFERENCE : 0.000		
LAP	SECTOR 1	SECTOR 2	LAP TIME	MPH	DIFF	TIME OF DAY
1 -		44.124	2:21.376	75.60	12.114	12:23:35.973
2 -	1:27.050	43.948	2:10.998	81.58	1.736	12:25:46.971
3 -	1:25.631	44.354	2:09.985 (2)	82.22	0.723	12:27:56.956
4 -	1:26.477	44.048	2:10.525 (3)	81.88	1.263	12:30:07.481
5 -	<b>1:25.348</b>	<b>43.914</b>	<b>2:09.262 (1)</b>	<b>82.68</b>		<b>12:32:16.743</b>

P10 52 Elliot FRICKER		Honda CBR600 - Credit card				
IDEAL LAP TIME : 2:08.904		BEST LAP TIME : 2:08.904		DIFFERENCE : 0.000		
LAP	SECTOR 1	SECTOR 2	LAP TIME	MPH	DIFF	TIME OF DAY
1 -		44.620	2:21.060	75.76	12.156	12:23:35.657
2 -	1:28.253	44.242	2:12.495	80.66	3.591	12:25:48.152
3 -	1:26.942	43.681	2:10.623 (3)	81.82	1.719	12:27:58.775
4 -	1:26.129	43.488	2:09.617 (2)	82.45	0.713	12:30:08.392
5 -	<b>1:25.697</b>	<b>43.207</b>	<b>2:08.904 (1)</b>	<b>82.91</b>		<b>12:32:17.296</b>

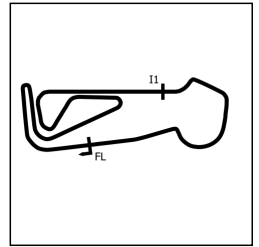
P11 17 SUP David BROOK		Yamaha RS660 - Brook Motorsport				
IDEAL LAP TIME : 2:09.862		BEST LAP TIME : 2:10.255		DIFFERENCE : 0.393		
LAP	SECTOR 1	SECTOR 2	LAP TIME	MPH	DIFF	TIME OF DAY
1 -		44.623	2:22.436	75.03	12.181	12:23:37.033
2 -	1:28.563	43.750	2:12.313	80.77	2.058	12:25:49.346
3 -	<b>1:26.238</b>	44.341	2:10.579 (3)	81.85	0.324	12:27:59.925
4 -	1:26.771	43.741	2:10.512 (2)	81.89	0.257	12:30:10.437
5 -	1:26.631	<b>43.624</b>	<b>2:10.255 (1)</b>	<b>82.05</b>		<b>12:32:20.692</b>

P12 25 Harrison DAY		Yamaha R6 -				
IDEAL LAP TIME : 2:10.662		BEST LAP TIME : 2:10.662		DIFFERENCE : 0.000		
LAP	SECTOR 1	SECTOR 2	LAP TIME	MPH	DIFF	TIME OF DAY
1 -		44.400	2:20.620	76.00	9.958	12:23:35.217
2 -	1:27.842	44.351	2:12.193	80.85	1.531	12:25:47.410
3 -	1:27.942	44.073	2:12.015 (3)	80.96	1.353	12:27:59.425
4 -	<b>1:27.042</b>	<b>43.620</b>	<b>2:10.662 (1)</b>	<b>81.79</b>		<b>12:30:10.087</b>
5 -	1:27.367	43.933	2:11.300 (2)	81.40	0.638	12:32:21.387

# BMCRC - MRO Championships 2023 - Rnd 3 @ Snetterton

## BMCRC Thunderbike Sport & BMCRC SuperTwins

### RACE 6 - SECTOR ANALYSIS



SECTOR 1 = FL to I1, SECTOR 2 = I1 to FL, DIFF = Difference To Personal Best Lap, P = Crossed Finish Line in Pit Lane, D = Time Disallowed

P13 11		Malcolm BATE		Yamaha R6 - Hartjay		
IDEAL LAP TIME : 2:10.865		BEST LAP TIME : 2:10.865		DIFFERENCE : 0.000		
LAP	SECTOR 1	SECTOR 2	LAP TIME	MPH	DIFF	TIME OF DAY
1 -		44.098	2:18.820	76.99	7.955	12:23:33.417
2 -	1:28.655	44.046	2:12.701 (3)	80.54	1.836	12:25:46.118
3 -	1:28.773	43.970	2:12.743	80.51	1.878	12:27:58.861
4 -	1:27.653	44.355	2:12.008 (2)	80.96	1.143	12:30:10.869
5 -	<b>1:27.388</b>	<b>43.477</b>	<b>2:10.865 (1)</b>	<b>81.67</b>		<b>12:32:21.734</b>

P14 99		Lee BELLOTTI		Kawasaki ZX6R - MH Equipment Ltd		
IDEAL LAP TIME : 2:13.823		BEST LAP TIME : 2:14.152		DIFFERENCE : 0.329		
LAP	SECTOR 1	SECTOR 2	LAP TIME	MPH	DIFF	TIME OF DAY
1 -		<b>44.853</b>	2:22.369	75.07	8.217	12:23:36.966
2 -	<b>1:28.970</b>	45.182	<b>2:14.152 (1)</b>	<b>79.67</b>		<b>12:25:51.118</b>
3 -	1:29.259	44.985	2:14.244 (2)	79.61	0.092	12:28:05.362
4 -	1:29.849	45.845	2:15.694	78.76	1.542	12:30:21.056
5 -	1:29.418	45.477	2:14.895 (3)	79.23	0.743	12:32:35.951

P15 994 R		Adrian HOWARD		Suzuki GSXR 600 -		
IDEAL LAP TIME : 2:16.792		BEST LAP TIME : 2:16.918		DIFFERENCE : 0.126		
LAP	SECTOR 1	SECTOR 2	LAP TIME	MPH	DIFF	TIME OF DAY
1 -		<b>46.367</b>	2:27.896	72.26	10.978	12:23:42.493
2 -	1:30.490	47.008	2:17.498 (2)	77.73	0.580	12:25:59.991
3 -	<b>1:30.425</b>	46.493	<b>2:16.918 (1)</b>	<b>78.06</b>		<b>12:28:16.909</b>
4 -	1:32.461	47.914	2:20.375	76.13	3.457	12:30:37.284
5 -	1:31.479	46.649	2:18.128 (3)	77.37	1.210	12:32:55.412

P16 137 R		Colin McPHERSON		Yamaha R6 -		
IDEAL LAP TIME : 2:18.320		BEST LAP TIME : 2:18.769		DIFFERENCE : 0.449		
LAP	SECTOR 1	SECTOR 2	LAP TIME	MPH	DIFF	TIME OF DAY
1 -		<b>46.722</b>	2:30.626	70.95	11.857	12:23:45.223
2 -	<b>1:31.598</b>	47.171	<b>2:18.769 (1)</b>	<b>77.02</b>		<b>12:26:03.992</b>
3 -	1:32.623	47.734	2:20.357 (3)	76.14	1.588	12:28:24.349
4 -	1:32.784	47.894	2:20.678	75.97	1.909	12:30:45.027
5 -	1:31.925	47.286	2:19.211 (2)	76.77	0.442	12:33:04.238

P17 138 SUP		Craig JARMIN		Suzuki SV650 - SK PreP		
IDEAL LAP TIME : 2:18.823		BEST LAP TIME : 2:19.044		DIFFERENCE : 0.221		
LAP	SECTOR 1	SECTOR 2	LAP TIME	MPH	DIFF	TIME OF DAY
1 -		46.931	2:28.123	72.15	9.079	12:23:42.720
2 -	<b>1:33.052</b>	47.173	2:20.225 (2)	76.22	1.181	12:26:02.945
3 -	1:33.931	47.839	2:21.770	75.39	2.726	12:28:24.715
4 -	1:34.235	46.338	2:20.573 (3)	76.03	1.529	12:30:45.288
5 -	1:33.273	<b>45.771</b>	<b>2:19.044 (1)</b>	<b>76.86</b>		<b>12:33:04.332</b>

P18 26 SUP		Piers DARBY		Suzuki SV650 - Darby Racing		
IDEAL LAP TIME : 2:18.084		BEST LAP TIME : 2:18.084		DIFFERENCE : 0.000		
LAP	SECTOR 1	SECTOR 2	LAP TIME	MPH	DIFF	TIME OF DAY
1 -		48.899	2:29.654	71.41	11.570	12:23:44.251
2 -	1:33.968	47.435	2:21.403 (3)	75.58	3.319	12:26:05.654
3 -	1:34.746	47.042	2:21.788	75.38	3.704	12:28:27.442
4 -	1:33.129	46.333	2:19.462 (2)	76.63	1.378	12:30:46.904
5 -	<b>1:32.034</b>	<b>46.050</b>	<b>2:18.084 (1)</b>	<b>77.40</b>		<b>12:33:04.988</b>

# BMCRC - MRO Championships 2023 - Rnd 3 @ Snetterton

## BMCRC Thunderbike Sport & BMCRC SuperTwins

### RACE 6 - SECTOR ANALYSIS



SECTOR 1 = FL to I1, SECTOR 2 = I1 to FL, DIFF = Difference To Personal Best Lap, P = Crossed Finish Line in Pit Lane, D = Time Disallowed

P19 139		Rob MARLEY		Honda CBR600F3 - PearTree Racing		
IDEAL LAP TIME : 2:16.617		BEST LAP TIME : 2:17.056		DIFFERENCE : 0.439		
LAP	SECTOR 1	SECTOR 2	LAP TIME	MPH	DIFF	TIME OF DAY
1 -		49.620	2:35.184	68.87	18.128	12:23:49.781
2 -	1:33.870	48.604	2:22.474	75.01	5.418	12:26:12.255
3 -	1:32.737	47.474	2:20.211 (3)	76.22	3.155	12:28:32.466
4 -	<b>1:30.661</b>	46.395	<b>2:17.056 (1)</b>	<b>77.98</b>		<b>12:30:49.522</b>
5 -	1:31.180	<b>45.956</b>	2:17.136 (2)	77.93	0.080	12:33:06.658

P20 35 R		Logan STONE		Yamaha R6 -		
IDEAL LAP TIME : 2:18.753		BEST LAP TIME : 2:18.753		DIFFERENCE : 0.000		
LAP	SECTOR 1	SECTOR 2	LAP TIME	MPH	DIFF	TIME OF DAY
1 -		49.385	2:33.301	69.71	14.548	12:23:47.898
2 -	1:35.085	48.671	2:23.756	74.34	5.003	12:26:11.654
3 -	1:32.488	48.265	2:20.753 (3)	75.93	2.000	12:28:32.407
4 -	<b>1:31.586</b>	<b>47.167</b>	<b>2:18.753 (1)</b>	<b>77.02</b>		<b>12:30:51.160</b>
5 -	1:32.197	47.638	2:19.835 (2)	76.43	1.082	12:33:10.995

P21 67 R		Simon HARVEY		Suzuki SV650 - Kids Inheritance (Sorry)		
IDEAL LAP TIME : 2:19.145		BEST LAP TIME : 2:19.145		DIFFERENCE : 0.000		
LAP	SECTOR 1	SECTOR 2	LAP TIME	MPH	DIFF	TIME OF DAY
1 -		48.430	2:35.929	68.54	16.784	12:23:50.526
2 -	1:34.812	47.464	2:22.276	75.12	3.131	12:26:12.802
3 -	1:34.254	46.826	2:21.080 (3)	75.75	1.935	12:28:33.882
4 -	<b>1:33.128</b>	<b>46.017</b>	<b>2:19.145 (1)</b>	<b>76.81</b>		<b>12:30:53.027</b>
5 -	1:33.287	47.324	2:20.611 (2)	76.01	1.466	12:33:13.638

P22 127 R		Matthew CHAM		Ducati MONSTER 696 - In development		
IDEAL LAP TIME : 2:21.968		BEST LAP TIME : 2:22.236		DIFFERENCE : 0.268		
LAP	SECTOR 1	SECTOR 2	LAP TIME	MPH	DIFF	TIME OF DAY
1 -		<b>47.323</b>	2:30.137	71.18	7.901	12:23:44.734
2 -	1:34.934	47.612	2:22.546 (2)	74.97	0.310	12:26:07.280
3 -	<b>1:34.645</b>	47.591	<b>2:22.236 (1)</b>	<b>75.14</b>		<b>12:28:29.516</b>
4 -	1:34.930	48.353	2:23.283 (3)	74.59	1.047	12:30:52.799
5 -	1:36.741	48.251	2:24.992	73.71	2.756	12:33:17.791

P23 49		Oli CHAYTOR		Yamaha R6 - PearTree Racing		
IDEAL LAP TIME : 2:20.515		BEST LAP TIME : 2:21.655		DIFFERENCE : 1.140		
LAP	SECTOR 1	SECTOR 2	LAP TIME	MPH	DIFF	TIME OF DAY
1 -		48.544	2:36.079	68.47	14.424	12:23:50.676
2 -	<b>1:33.653</b>	48.353	2:22.006 (2)	75.26	0.351	12:26:12.682
3 -	1:34.793	<b>46.862</b>	<b>2:21.655 (1)</b>	<b>75.45</b>		<b>12:28:34.337</b>
4 -	1:36.120	47.596	2:23.716	74.36	2.061	12:30:58.053
5 -	1:33.816	48.518	2:22.334 (3)	75.09	0.679	12:33:20.387

P24 56		Phil MARSH		Kawasaki ZX6R - IMP Racing / CapsuleAI		
IDEAL LAP TIME : 2:24.761		BEST LAP TIME : 2:24.761		DIFFERENCE : 0.000		
LAP	SECTOR 1	SECTOR 2	LAP TIME	MPH	DIFF	TIME OF DAY
1 -		49.416	2:36.427	68.32	11.666	12:23:51.024
2 -	<b>1:36.310</b>	<b>48.451</b>	<b>2:24.761 (1)</b>	<b>73.83</b>		<b>12:26:15.785</b>
3 -	1:37.781	49.242	2:27.023 (2)	72.69	2.262	12:28:42.808
4 -	1:40.571	49.293	2:29.864	71.31	5.103	12:31:12.672
5 -	1:39.267	50.542	2:29.809 (3)	71.34	5.048	12:33:42.481

# BMCRC - MRO Championships 2023 - Rnd 3 @ Snetterton

## BMCRC Thunderbike Sport & BMCRC SuperTwins

### RACE 6 - SECTOR ANALYSIS



SECTOR 1 = FL to I1, SECTOR 2 = I1 to FL, DIFF = Difference To Personal Best Lap, P = Crossed Finish Line in Pit Lane, D = Time Disallowed

P25 127		John DAY		Honda VFR 750 F -			
IDEAL LAP TIME : 2:27.711		BEST LAP TIME : 2:27.960		DIFFERENCE : 0.249			
LAP	SECTOR 1	SECTOR 2	LAP TIME	MPH	DIFF	TIME OF DAY	
1 -		49.691	2:40.671	66.52	12.711	12:23:55.268	
2 -	<b>1:38.144</b>	49.816	<b>2:27.960 (1)</b>	<b>72.23</b>		<b>12:26:23.228</b>	
3 -	1:38.981	50.541	2:29.522 (3)	71.48	1.562	12:28:52.750	
4 -	1:39.742	50.275	2:30.017	71.24	2.057	12:31:22.767	
5 -	1:38.736	<b>49.567</b>	2:28.303 (2)	72.06	0.343	12:33:51.070	

# BMCRC - MRO Championships 2023 - Rnd 3 @ Snetterton

## BMCRC Thunderbike Sport & BMCRC SuperTwins

### RACE 6 - BEST SECTORS

SECTOR 1			SECTOR 2			IDEAL / BEST COMPARISON						
POS	NO	NAME	TIME	NO	NAME	TIME	POS	NO	NAME	IDEAL	BEST	DIFF
									<b>PERFECT LAP</b>	<b>2:06.413</b>		
1	43	WALKEY	1:24.342	69	RUSSO	42.071	1	69	RUSSO	2:06.670	2:06.670	0.000
2	0	HILL	1:24.499	151	DENYER	42.247	2	43	WALKEY	2:06.672	2:06.672	0.000
3	69	RUSSO	1:24.599	0	HILL	42.281	3	0	HILL	2:06.780	2:06.780	0.000
4	97	MANN	1:24.848	43	WALKEY	42.330	4	151	DENYER	2:07.118	2:07.118	0.000
5	151	DENYER	1:24.871	97	MANN	42.445	5	97	MANN	2:07.293	2:07.354	0.061
6	48	WALLIS	1:25.348	77	MAY	42.628	6	77	MAY	2:08.156	2:08.878	0.722
7	77	MAY	1:25.528	81	MAY	42.868	7	81	MAY	2:08.464	2:08.464	0.000
8	81	MAY	1:25.596	52	FRICKER	43.207	8	52	FRICKER	2:08.904	2:08.904	0.000
9	52	FRICKER	1:25.697	11	BATE	43.477	9	48	WALLIS	2:09.262	2:09.262	0.000
10	57	NEWMAN	1:26.233	57	NEWMAN	43.479	10	57	NEWMAN	2:09.712	2:09.925	0.213
11	17	BROOK	1:26.238	25	DAY	43.620	11	17	BROOK	2:09.862	2:10.255	0.393
12	25	DAY	1:27.042	17	BROOK	43.624	12	25	DAY	2:10.662	2:10.662	0.000
13	11	BATE	1:27.388	48	WALLIS	43.914	13	11	BATE	2:10.865	2:10.865	0.000
14	99	BELLOTTI	1:28.970	99	BELLOTTI	44.853	14	99	BELLOTTI	2:13.823	2:14.152	0.329
15	994	HOWARD	1:30.425	138	JARMIN	45.771	15	139	MARLEY	2:16.617	2:17.056	0.439
16	139	MARLEY	1:30.661	139	MARLEY	45.956	16	994	HOWARD	2:16.792	2:16.918	0.126
17	35	STONE	1:31.586	67	HARVEY	46.017	17	26	DARBY	2:18.084	2:18.084	0.000
18	137	McPHERSON	1:31.598	26	DARBY	46.050	18	137	McPHERSON	2:18.320	2:18.769	0.449
19	26	DARBY	1:32.034	994	HOWARD	46.367	19	35	STONE	2:18.753	2:18.753	0.000
20	138	JARMIN	1:33.052	137	McPHERSON	46.722	20	138	JARMIN	2:18.823	2:19.044	0.221
21	67	HARVEY	1:33.128	49	CHAYTOR	46.862	21	67	HARVEY	2:19.145	2:19.145	0.000
22	49	CHAYTOR	1:33.653	35	STONE	47.167	22	49	CHAYTOR	2:20.515	2:21.655	1.140
23	127	CHAM	1:34.645	127	CHAM	47.323	23	127	CHAM	2:21.968	2:22.236	0.268
24	56	MARSH	1:36.310	56	MARSH	48.451	24	56	MARSH	2:24.761	2:24.761	0.000
25	127	DAY	1:38.144	127	DAY	49.567	25	127	DAY	2:27.711	2:27.960	0.249
26												
27												

# BMCRC - MRO Championships 2023 - Rnd 3 @ Snetterton

## BMCRC Thunderbike Sport & BMCRC SuperTwins

### RACE 6 - STATISTICS

**Competitors Started** 27  
**Planned Start** 2023-05-07 @ 12:20:00.000  
**Actual Start** 2023-05-07 @ 12:21:14.596  
**Finish Time** 2023-05-07 @ 12:31:57.148  
**Track Length** 2.9689mi.  
**Total Laps** 125  
**Total Distance Covered** 371.1139mi.

#### Session Fastest Lap History

NO	CL	NAME	LAP TIME	TIME OF DAY	LAP	VEHICLE
0		Jeremy HILL	2:08.087	12:25:34.799	2	Yamaha R6
0		Jeremy HILL	2:07.910	12:27:42.708	3	Yamaha R6
69		Tony RUSSO	2:07.099	12:27:47.652	3	Yamaha R6
43		Colin WALKEY	2:06.672	12:29:57.059	4	Kawasaki ZX6R G2
69		Tony RUSSO	2:06.670	12:32:01.443	5	Yamaha R6

#### Session Leader History

NO	CL	NAME	FROM LAP	LAPS LED	DISTANCE	VEHICLE
0		Jeremy HILL	1	5	14.84 miles	Yamaha R6

#### Flag History

TYPE	TIME OF DAY
GREEN	12:21:14.596
FINISH	12:31:57.148

#### Flag Statistics

TYPE	COUNT	TOTAL LAPS	TOTAL TIME
Green	1	5	12:44.836
Red	0	0	0.000
Safety Car	0	0	0.000
FCY	0	0	0.000

# BMCRC - MRO Championships 2023 - Rnd 3 @ Snetterton

## BMCRC Thunderbike Sport & BMCRC SuperTwins

### RACE 6 - STATISTICS

**CLASS : R**

5 Starters

#### Fastest Lap History

NO	NAME	LAP TIME	TIME OF DAY	LAP	VEHICLE
994	Adrian HOWARD	<b>2:17.498</b>	12:25:59.994	2	Suzuki GSXR 600
994	Adrian HOWARD	<b>2:16.918</b>	12:28:16.911	3	Suzuki GSXR 600

#### Leader History

NO	NAME	FROM LAP	LAPS LED	DISTANCE	VEHICLE
994	Adrian HOWARD	1	5	14.84 miles	Suzuki GSXR 600

# BMCRC - MRO Championships 2023 - Rnd 3 @ Snetterton

## BMCRC Thunderbike Sport & BMCRC SuperTwins

### RACE 6 - STATISTICS

CLASS : SUP

5 Starters

#### Fastest Lap History

NO	NAME	LAP TIME	TIME OF DAY	LAP	VEHICLE
17	David BROOK	<b>2:12.313</b>	12:25:49.375	2	Yamaha RS660
17	David BROOK	<b>2:10.579</b>	12:27:59.954	3	Yamaha RS660
17	David BROOK	<b>2:10.512</b>	12:30:10.465	4	Yamaha RS660
17	David BROOK	<b>2:10.255</b>	12:32:20.719	5	Yamaha RS660

#### Leader History

NO	NAME	FROM LAP	LAPS LED	DISTANCE	VEHICLE
17	David BROOK	1	5	14.84 miles	Yamaha RS660



# BMCRC - MRO Championships 2023 - Rnd 3 @ Snetterton

## BMCRC Thunderbike Sport & BMCRC SuperTwins

### RACE 6 - STATISTICS

CLASS :

17 Starters

#### Fastest Lap History

NO	NAME	LAP TIME	TIME OF DAY	LAP	VEHICLE
0	Jeremy HILL	<b>2:08.087</b>	12:25:34.799	2	Yamaha R6
0	Jeremy HILL	<b>2:07.910</b>	12:27:42.708	3	Yamaha R6
69	Tony RUSSO	<b>2:07.099</b>	12:27:47.652	3	Yamaha R6
43	Colin WALKEY	<b>2:06.672</b>	12:29:57.059	4	Kawasaki ZX6R G2
69	Tony RUSSO	<b>2:06.670</b>	12:32:01.443	5	Yamaha R6

#### Leader History

NO	NAME	FROM LAP	LAPS LED	DISTANCE	VEHICLE
0	Jeremy HILL	1	5	14.84 miles	Yamaha R6

# BMCRC - MRO Championships 2023 - Rnd 3 @ Snetterton

## BMCRC Thunderbike Sport & BMCRC SuperTwins

### RACE 17 - GRID (5 Laps)

ROW 12	35	<b>910</b> Harry GOWER	34	<b>119</b> Kevin BURTON		
ROW 11	33	<b>4</b> Liam ARMITAGE	32	<b>27</b> Giovanni BELIOSSI	31	<b>167</b> Terry SMITH
ROW 10	30	<b>66</b> Mark SMITH	29	<b>47</b> Tristan BOHANAN	28	<b>78</b> Tim FRAMPTON
ROW 9	27	<b>58</b> Michael ALLEN	26	<b>127</b> John DAY	25	<b>56</b> Phil MARSH
ROW 8	24	<b>127</b> Matthew CHAM	23	<b>49</b> Oli CHAYTOR	22	<b>67</b> Simon HARVEY
ROW 7	21	<b>138</b> Craig JARMIN	20	<b>137</b> Colin McPHERSON	19	<b>44</b> Tony PARKER
ROW 6	18	<b>35</b> Logan STONE	17	<b>26</b> Piers DARBY	16	<b>139</b> Rob MARLEY
ROW 5	15	<b>994</b> Adrian HOWARD	14	<b>99</b> Lee BELLOTTI	13	<b>11</b> Malcolm BATE
ROW 4	12	<b>25</b> Harrison DAY	11	<b>17</b> David BROOK	10	<b>57</b> Paul NEWMAN
ROW 3	9	<b>48</b> Shaun WALLIS	8	<b>52</b> Elliot FRICKER	7	<b>77</b> David MAY
ROW 2	6	<b>81</b> Malvern MAY	5	<b>97</b> Alex MANN	4	<b>151</b> Andy DENYER
ROW 1	3	<b>0</b> Jeremy HILL	2	<b>43</b> Colin WALKEY	1	<b>69</b> Tony RUSSO
<b>Pole</b>						

Snetterton 300: 2.9689 miles

These results are provisional until the conclusion of any judicial and technical matters.

Clerk Of Course :	Stewards :	Timekeeper : Richard Evans
-------------------	------------	----------------------------

Results can be found at [www.tsl-timing.com](http://www.tsl-timing.com)

Printed - 12:37 Sunday, 07 May 2023



# BMCRC - MRO Championships 2023 - Rnd 3 @ Snetterton

## BMCRC Thunderbike Sport & BMCRC SuperTwins

### RACE 17 - CLASSIFICATION

POS	NO	CL	PIC NAME	ENTRY	LAPS	TIME	GAP	DIFF	MPH	BEST	ON
1	0		1 Jeremy HILL	Yamaha R6 - Silver Arrows Racing / LT-Info.com	5	10:36.407			83.97	2:05.191	5
2	69		2 Tony RUSSO	Yamaha R6 - Wymark Lubricants	5	10:39.790	3.383	3.383	83.52	2:05.768	5
3	97		3 Alex MANN	Honda CBR600RR - Michael Jones Jeweller, Esprit (	5	10:40.634	4.227	0.844	83.41	2:06.070	4
4	151		4 Andy DENYER	Yamaha OWO1 -	5	10:42.852	6.445	2.218	83.13	2:06.427	4
5	43		5 Colin WALKEY	Kawasaki ZX6R G2 - ELP Racing /Team Silver Arrow	5	10:44.259	7.852	1.407	82.94	2:06.740	4
6	52		6 Elliot FRICKER	Honda CBR600 - Credit card	5	10:44.921	8.514	0.662	82.86	2:07.068	4
7	48		7 Shaun WALLIS	Yamaha R6 - MBC Despatch Racing	5	10:54.071	17.664	9.150	81.70	2:08.659	5
8	57		8 Paul NEWMAN	Yamaha R6 - Scarlett racing	5	10:54.631	18.224	0.560	81.63	2:08.704	2
9	81		9 Malvern MAY	Honda CBR600RR - IMP racing	5	10:55.477	19.070	0.846	81.52	2:07.807	4
10	25		10 Harrison DAY	Yamaha R6 -	5	11:01.743	25.336	6.266	80.75	2:09.748	4
11	99		11 Lee BELLOTTI	Kawasaki ZX6R - MH Equipment Ltd	5	11:14.851	38.444	13.108	79.18	2:11.989	3
12	58	SUP	1 Michael ALLEN	Kawasaki ER6 -	5	11:19.648	43.241	4.797	78.62	2:12.280	5
13	11		12 Malcolm BATE	Yamaha R6 - Hartjay	5	11:22.526	46.119	2.878	78.29	2:13.817	4
14	139		13 Rob MARLEY	Honda CBR600F3 - PearTree Racing	5	11:22.772	46.365	0.246	78.26	2:14.186	4
15	35	R	1 Logan STONE	Yamaha R6 -	5	11:46.684	1:10.277	23.912	75.62	2:19.955	3
16	138	SUP	2 Craig JARMIN	Suzuki SV650 - SK PreP	5	11:46.685	1:10.278	0.001	75.62	2:19.540	5
17	40		14 Simon WILKINSON	Suzuki SV650 - S P Wilkinson Engineering Ltd	5	11:47.784	1:11.377	1.099	75.50	2:16.830	5
18	67	R	2 Simon HARVEY	Suzuki SV650 - Kids Inheritance (Sorry)	5	11:52.066	1:15.659	4.282	75.04	2:20.370	4
19	137	R	3 Colin McPHERSON	Yamaha R6 -	5	11:54.964	1:18.557	2.898	74.74	2:19.609	5
20	910	R	4 Harry GOWER	Suzuki SV650 - RightGear Motorcycles	5	12:17.414	1:41.007	22.450	72.46	2:21.234	2
21	56		15 Phil MARSH	Kawasaki ZX6R - IMP Racing / CapsuleAl	5	12:26.256	1:49.849	8.842	71.61	2:24.944	2

#### NOT CLASSIFIED

DNF	49		Oli CHAYTOR	Yamaha R6 - PearTree Racing	3	7:10.580	2 Laps	2 Laps	74.46	2:19.606	2
DNF	994	R	Adrian HOWARD	Suzuki GSXR 600 -	2	4:38.505	3 Laps	1 Lap	76.75	2:16.342	2
DNF	27	R	Matthew CHAM	Ducati MONSTER 696 - In development	1	2:28.658	4 Laps	1 Lap	71.89		
DNF	44	SUP	Tony PARKER	Kawasaki ER650RR - insta/youtube 44notpol	0						

#### FASTEST LAP

0			Jeremy HILL	Yamaha R6 - Silver Arrows Racing / LT-Info.com	5	2:05.191			85.37 mph	137.39 kph	
58	SUP		Michael ALLEN	Kawasaki ER6 -	5	2:12.280			80.79 mph	130.03 kph	
994	R		Adrian HOWARD	Suzuki GSXR 600 -	2	2:16.342			78.39 mph	126.15 kph	

Class - 92.5% of Race Speed = 77.67 mph  
 Class SUP - 92.5% of Race Speed = 72.72 mph  
 Class R - 92.5% of Race Speed = 69.94 mph

Race Distance: 5 Laps / 14.84 miles  
 Snetterton 300: 2.9689 miles

Weather / Track : Sunny / Dry

These results are provisional until the conclusion of any judicial and technical matters.

Date: 07/05/2023 Start: 16:20 Finish: 16:31

Clerk Of Course :	Stewards :	Timekeeper : Richard Evans
-------------------	------------	----------------------------

Results can be found at [www.tsl-timing.com](http://www.tsl-timing.com)

Printed - 16:35 Sunday, 07 May 2023



# BMCRC - MRO Championships 2023 - Rnd 3 @ Snetterton

## BMCRC Thunderbike Sport & BMCRC SuperTwins

### RACE 17 - LAP CHART

#### LAP 1 @ 16:22:46.865

NO	BEHIND	LAP TIME
0		2:12.274
69	0.998	2:13.272
151	1.203	2:13.477
97	1.590	2:13.864
43	1.959	2:14.233
52	2.853	2:15.127
57	4.528	2:16.802
48	4.733	2:17.007
81	5.189	2:17.463
25	7.707	2:19.981
139	9.750	2:22.024
994	9.889	2:22.163
99	10.194	2:22.468
11	10.434	2:22.708
58	10.872	2:23.146
35	12.700	2:24.974
138	13.463	2:25.737
910	13.754	2:26.028
27	16.384	2:28.658
49	16.608	2:28.882
67	16.957	2:29.231
137	18.220	2:30.494
40	18.876	2:31.150
56	21.285	2:33.559

#### LAP 2 @ 16:24:53.914

NO	BEHIND	LAP TIME
0		2:07.049
69	1.154	2:07.205
151	1.990	2:07.836
97	2.208	2:07.667
43	2.573	2:07.663
52	3.717	2:07.913
57	6.183	2:08.704
48	7.093	2:09.409
81	9.792	2:11.652
25	10.831	2:10.173
99	16.766	2:13.621
139	18.918	2:16.217
994	19.182	2:16.342
58	19.663	2:15.840
11	19.709	2:16.324
35	26.841	2:21.190
138	26.880	2:20.466
910	27.939	2:21.234
49	29.165	2:19.606
67	30.327	2:20.419
40	32.936	2:21.109
137	33.363	2:22.192
56	39.180	2:24.944

#### LAP 3 @ 16:26:59.502

NO	BEHIND	LAP TIME
0		2:05.588
69	2.374	2:06.808
151	3.148	2:06.746
97	3.450	2:06.830
43	4.618	2:07.633
52	5.677	2:07.548
57	10.412	2:09.817
48	11.277	2:09.772
81	13.346	2:09.142

25	16.703	2:11.460
99	23.167	2:11.989
139	28.803	2:15.473
58	29.277	2:15.202
11	29.929	2:15.808
35	41.208	2:19.955
138	42.020	2:20.728
910	45.552	2:23.201
49	45.669	2:22.092
67	46.403	2:21.664
40	46.670	2:19.322
137	49.738	2:21.963
56	1:03.190	2:29.598

#### LAP 4 @ 16:29:05.807

NO	BEHIND	LAP TIME
0		2:06.305
69	2.806	2:06.737
97	3.215	2:06.070
151	3.270	2:06.427
43	5.053	2:06.740
52	6.440	2:07.068
57	13.555	2:09.448
48	14.196	2:09.224
81	14.848	2:07.807
25	20.146	2:09.748
99	29.896	2:13.034
58	36.152	2:13.180
139	36.684	2:14.186
11	37.441	2:13.817
35	55.452	2:20.549
138	55.929	2:20.214
40	59.738	2:19.373
67	1:00.468	2:20.370
137	1:04.139	2:20.706
910	1:07.766	2:28.519
56	1:23.952	2:27.067

#### LAP 5 @ 16:31:10.998

NO	BEHIND	LAP TIME
0		2:05.191
69	3.383	2:05.768
97	4.227	2:06.203
151	6.445	2:08.366
43	7.852	2:07.990
52	8.514	2:07.265
48	17.664	2:08.659
57	18.224	2:09.860
81	19.070	2:09.413
25	25.336	2:10.381
99	38.444	2:13.739
58	43.241	2:12.280
11	46.119	2:13.869
139	46.365	2:14.872
35	1:10.277	2:20.016
138	1:10.278	2:19.540
40	1:11.377	2:16.830
67	1:15.659	2:20.382
137	1:18.557	2:19.609
910	1:41.007	2:38.432
56	1:49.849	2:31.088

# BMCRC - MRO Championships 2023 - Rnd 3 @ Snetterton

## BMCRC Thunderbike Sport & BMCRC SuperTwins

### RACE 17 - POSITION CHART

No	Name	Lap					
		Pos	1	2	3	4	5
69	RUSSO	1	0	0	0	0	0
43	WALKEY	2	69	69	69	69	69
0	HILL	3	151	151	151	97	97
151	DENYER	4	97	97	97	151	151
97	MANN	5	43	43	43	43	43
81	MAY	6	52	52	52	52	52
52	FRICKER	7	57	57	57	57	48
48	WALLIS	8	48	48	48	48	57
57	NEWMAN	9	81	81	81	81	81
25	DAY	10	25	25	25	25	25
11	BATE	11	139	99	99	99	99
99	BELLOTTI	12	994	139	139	58	58
994	HOWARD	13	99	994	58	139	11
139	MARLEY	14	11	58	11	11	139
35	STONE	15	58	11	35	35	35
44	PARKER	16	35	35	138	138	138
137	McPHERSON	17	138	138	910	40	40
138	JARMIN	18	910	910	49	67	67
67	HARVEY	19	27	49	67	137	137
49	CHAYTOR	20	49	67	40	910	910
27	CHAM	21	67	40	137	56	56
56	MARSH	22	137	137	56		
58	ALLEN	23	40	56			
910	GOWER	24	56				
40	WILKINSON	25					

# BMCRC - MRO Championships 2023 - Rnd 3 @ Snetterton

## BMCRC Thunderbike Sport & BMCRC SuperTwins

### RACE 17 - SECTOR ANALYSIS



SECTOR 1 = FL to I1, SECTOR 2 = I1 to FL, DIFF = Difference To Personal Best Lap, P = Crossed Finish Line in Pit Lane, D = Time Disallowed

P1 0		Jeremy HILL		Yamaha R6 - Silver Arrows Racing / LT-Info.com		
IDEAL LAP TIME : 2:04.941		BEST LAP TIME : 2:05.191		DIFFERENCE : 0.250		
LAP	SECTOR 1	SECTOR 2	LAP TIME	MPH	DIFF	TIME OF DAY
1 -		42.549	2:12.274	80.80	7.083	16:22:46.865
2 -	1:24.777	42.272	2:07.049	84.12	1.858	16:24:53.914
3 -	1:23.908	<b>41.680</b>	2:05.588 (2)	85.10	0.397	16:26:59.502
4 -	1:24.156	42.149	2:06.305 (3)	84.62	1.114	16:29:05.807
5 -	<b>1:23.261</b>	41.930	<b>2:05.191 (1)</b>	<b>85.37</b>		<b>16:31:10.998</b>

P2 69		Tony RUSSO		Yamaha R6 - Wymark Lubricants		
IDEAL LAP TIME : 2:05.768		BEST LAP TIME : 2:05.768		DIFFERENCE : 0.000		
LAP	SECTOR 1	SECTOR 2	LAP TIME	MPH	DIFF	TIME OF DAY
1 -		42.581	2:13.272	80.19	7.504	16:22:47.863
2 -	1:24.674	42.531	2:07.205	84.02	1.437	16:24:55.068
3 -	1:24.575	42.233	2:06.808 (3)	84.28	1.040	16:27:01.876
4 -	1:24.081	42.656	2:06.737 (2)	84.33	0.969	16:29:08.613
5 -	<b>1:23.746</b>	<b>42.022</b>	<b>2:05.768 (1)</b>	<b>84.98</b>		<b>16:31:14.381</b>

P3 97		Alex MANN		Honda CBR600RR - Michael Jones Jeweller, Esprit Group, Carb		
IDEAL LAP TIME : 2:05.690		BEST LAP TIME : 2:06.070		DIFFERENCE : 0.380		
LAP	SECTOR 1	SECTOR 2	LAP TIME	MPH	DIFF	TIME OF DAY
1 -		42.831	2:13.864	79.84	7.794	16:22:48.455
2 -	1:25.132	42.535	2:07.667	83.71	1.597	16:24:56.122
3 -	1:24.475	42.355	2:06.830 (3)	84.27	0.760	16:27:02.952
4 -	1:23.862	<b>42.208</b>	<b>2:06.070 (1)</b>	<b>84.77</b>		<b>16:29:09.022</b>
5 -	<b>1:23.482</b>	42.721	2:06.203 (2)	84.68	0.133	16:31:15.225

P4 151		Andy DENYER		Yamaha OW01 -		
IDEAL LAP TIME : 2:05.595		BEST LAP TIME : 2:06.427		DIFFERENCE : 0.832		
LAP	SECTOR 1	SECTOR 2	LAP TIME	MPH	DIFF	TIME OF DAY
1 -		42.738	2:13.477	80.07	7.050	16:22:48.068
2 -	1:25.313	42.523	2:07.836 (3)	83.60	1.409	16:24:55.904
3 -	1:24.447	42.299	2:06.746 (2)	84.32	0.319	16:27:02.650
4 -	1:24.348	<b>42.079</b>	<b>2:06.427 (1)</b>	<b>84.53</b>		<b>16:29:09.077</b>
5 -	<b>1:23.516</b>	44.850	2:08.366	83.26	1.939	16:31:17.443

P5 43		Colin WALKEY		Kawasaki ZX6R G2 - ELP Racing /Team Silver Arrows		
IDEAL LAP TIME : 2:06.651		BEST LAP TIME : 2:06.740		DIFFERENCE : 0.089		
LAP	SECTOR 1	SECTOR 2	LAP TIME	MPH	DIFF	TIME OF DAY
1 -		42.690	2:14.233	79.62	7.493	16:22:48.824
2 -	1:25.309	42.354	2:07.663 (3)	83.72	0.923	16:24:56.487
3 -	1:25.373	<b>42.260</b>	2:07.633 (2)	83.74	0.893	16:27:04.120
4 -	<b>1:24.391</b>	42.349	<b>2:06.740 (1)</b>	<b>84.33</b>		<b>16:29:10.860</b>
5 -	1:25.190	42.800	2:07.990	83.50	1.250	16:31:18.850

P6 52		Elliot FRICKER		Honda CBR600 - Credit card		
IDEAL LAP TIME : 2:06.992		BEST LAP TIME : 2:07.068		DIFFERENCE : 0.076		
LAP	SECTOR 1	SECTOR 2	LAP TIME	MPH	DIFF	TIME OF DAY
1 -		43.036	2:15.127	79.09	8.059	16:22:49.718
2 -	1:24.823	43.090	2:07.913	83.55	0.845	16:24:57.631
3 -	1:24.950	42.598	2:07.548 (3)	83.79	0.480	16:27:05.179
4 -	1:24.640	<b>42.428</b>	<b>2:07.068 (1)</b>	<b>84.11</b>		<b>16:29:12.247</b>
5 -	<b>1:24.564</b>	42.701	2:07.265 (2)	83.98	0.197	16:31:19.512

# BMCRC - MRO Championships 2023 - Rnd 3 @ Snetterton

## BMCRC Thunderbike Sport & BMCRC SuperTwins

### RACE 17 - SECTOR ANALYSIS



SECTOR 1 = FL to I1, SECTOR 2 = I1 to FL, DIFF = Difference To Personal Best Lap, P = Crossed Finish Line in Pit Lane, D = Time Disallowed

P7 48		Shaun WALLIS		Yamaha R6 - MBC Despatch Racing		
IDEAL LAP TIME : 2:08.573		BEST LAP TIME : 2:08.659		DIFFERENCE : 0.086		
LAP	SECTOR 1	SECTOR 2	LAP TIME	MPH	DIFF	TIME OF DAY
1 -		43.873	2:17.007	78.01	8.348	16:22:51.598
2 -	1:25.759	43.650	2:09.409 (3)	82.59	0.750	16:25:01.007
3 -	1:26.093	43.679	2:09.772	82.36	1.113	16:27:10.779
4 -	<b>1:25.506</b>	43.718	2:09.224 (2)	82.70	0.565	16:29:20.003
5 -	1:25.592	<b>43.067</b>	<b>2:08.659 (1)</b>	<b>83.07</b>		<b>16:31:28.662</b>

P8 57		Paul NEWMAN		Yamaha R6 - Scarlett racing		
IDEAL LAP TIME : 2:08.310		BEST LAP TIME : 2:08.704		DIFFERENCE : 0.394		
LAP	SECTOR 1	SECTOR 2	LAP TIME	MPH	DIFF	TIME OF DAY
1 -		44.106	2:16.802	78.12	8.098	16:22:51.393
2 -	<b>1:25.062</b>	43.642	<b>2:08.704 (1)</b>	<b>83.04</b>		<b>16:25:00.097</b>
3 -	1:26.569	<b>43.248</b>	2:09.817 (3)	82.33	1.113	16:27:09.914
4 -	1:25.778	43.670	2:09.448 (2)	82.56	0.744	16:29:19.362
5 -	1:26.349	43.511	2:09.860	82.30	1.156	16:31:29.222

P9 81		Malvern MAY		Honda CBR600RR - IMP racing		
IDEAL LAP TIME : 2:07.807		BEST LAP TIME : 2:07.807		DIFFERENCE : 0.000		
LAP	SECTOR 1	SECTOR 2	LAP TIME	MPH	DIFF	TIME OF DAY
1 -		44.522	2:17.463	77.75	9.656	16:22:52.054
2 -	1:28.035	43.617	2:11.652	81.18	3.845	16:25:03.706
3 -	1:26.691	42.451	2:09.142 (2)	82.76	1.335	16:27:12.848
4 -	<b>1:25.557</b>	<b>42.250</b>	<b>2:07.807 (1)</b>	<b>83.62</b>		<b>16:29:20.655</b>
5 -	1:25.684	43.729	2:09.413 (3)	82.58	1.606	16:31:30.068

P10 25		Harrison DAY		Yamaha R6 -		
IDEAL LAP TIME : 2:09.531		BEST LAP TIME : 2:09.748		DIFFERENCE : 0.217		
LAP	SECTOR 1	SECTOR 2	LAP TIME	MPH	DIFF	TIME OF DAY
1 -		43.907	2:19.981	76.35	10.233	16:22:54.572
2 -	1:26.800	<b>43.373</b>	2:10.173 (2)	82.10	0.425	16:25:04.745
3 -	1:27.339	44.121	2:11.460	81.30	1.712	16:27:16.205
4 -	<b>1:26.158</b>	43.590	<b>2:09.748 (1)</b>	<b>82.37</b>		<b>16:29:25.953</b>
5 -	1:26.667	43.714	2:10.381 (3)	81.97	0.633	16:31:36.334

P11 99		Lee BELLOTTI		Kawasaki ZX6R - MH Equipment Ltd		
IDEAL LAP TIME : 2:11.910		BEST LAP TIME : 2:11.989		DIFFERENCE : 0.079		
LAP	SECTOR 1	SECTOR 2	LAP TIME	MPH	DIFF	TIME OF DAY
1 -		45.435	2:22.468	75.02	10.479	16:22:57.059
2 -	1:29.412	<b>44.209</b>	2:13.621 (3)	79.98	1.632	16:25:10.680
3 -	<b>1:27.701</b>	44.288	<b>2:11.989 (1)</b>	<b>80.97</b>		<b>16:27:22.669</b>
4 -	1:28.050	44.984	2:13.034 (2)	80.34	1.045	16:29:35.703
5 -	1:28.542	45.197	2:13.739	79.91	1.750	16:31:49.442

P12 58 SUP		Michael ALLEN		Kawasaki ER6 -		
IDEAL LAP TIME : 2:12.280		BEST LAP TIME : 2:12.280		DIFFERENCE : 0.000		
LAP	SECTOR 1	SECTOR 2	LAP TIME	MPH	DIFF	TIME OF DAY
1 -		45.909	2:23.146	74.66	10.866	16:22:57.737
2 -	1:30.286	45.554	2:15.840	78.68	3.560	16:25:13.577
3 -	1:30.690	44.512	2:15.202 (3)	79.05	2.922	16:27:28.779
4 -	1:28.570	44.610	2:13.180 (2)	80.25	0.900	16:29:41.959
5 -	<b>1:27.809</b>	<b>44.471</b>	<b>2:12.280 (1)</b>	<b>80.79</b>		<b>16:31:54.239</b>

# BMCRC - MRO Championships 2023 - Rnd 3 @ Snetterton

## BMCRC Thunderbike Sport & BMCRC SuperTwins

### RACE 17 - SECTOR ANALYSIS



SECTOR 1 = FL to I1, SECTOR 2 = I1 to FL, DIFF = Difference To Personal Best Lap, P = Crossed Finish Line in Pit Lane, D = Time Disallowed

P13 11		Malcolm BATE		Yamaha R6 - Hartjay		
IDEAL LAP TIME : 2:13.259		BEST LAP TIME : 2:13.817		DIFFERENCE : 0.558		
LAP	SECTOR 1	SECTOR 2	LAP TIME	MPH	DIFF	TIME OF DAY
1 -		45.564	2:22.708	74.89	8.891	16:22:57.299
2 -	1:30.389	45.935	2:16.324	78.40	2.507	16:25:13.623
3 -	1:30.932	44.876	2:15.808 (3)	78.69	1.991	16:27:29.431
4 -	<b>1:28.590</b>	45.227	<b>2:13.817 (1)</b>	<b>79.87</b>		<b>16:29:43.248</b>
5 -	1:29.200	<b>44.669</b>	2:13.869 (2)	79.83	0.052	16:31:57.117

P14 139		Rob MARLEY		Honda CBR600F3 - PearTree Racing		
IDEAL LAP TIME : 2:14.186		BEST LAP TIME : 2:14.186		DIFFERENCE : 0.000		
LAP	SECTOR 1	SECTOR 2	LAP TIME	MPH	DIFF	TIME OF DAY
1 -		46.289	2:22.024	75.25	7.838	16:22:56.615
2 -	1:30.696	45.521	2:16.217	78.46	2.031	16:25:12.832
3 -	1:29.870	45.603	2:15.473 (3)	78.89	1.287	16:27:28.305
4 -	<b>1:28.833</b>	<b>45.353</b>	<b>2:14.186 (1)</b>	<b>79.65</b>		<b>16:29:42.491</b>
5 -	1:29.284	45.588	2:14.872 (2)	79.24	0.686	16:31:57.363

P15 35 R		Logan STONE		Yamaha R6 -		
IDEAL LAP TIME : 2:19.134		BEST LAP TIME : 2:19.955		DIFFERENCE : 0.821		
LAP	SECTOR 1	SECTOR 2	LAP TIME	MPH	DIFF	TIME OF DAY
1 -		<b>46.983</b>	2:24.974	73.72	5.019	16:22:59.565
2 -	1:32.381	48.809	2:21.190	75.69	1.235	16:25:20.755
3 -	<b>1:32.151</b>	47.804	<b>2:19.955 (1)</b>	<b>76.36</b>		<b>16:27:40.710</b>
4 -	1:32.714	47.835	2:20.549 (3)	76.04	0.594	16:30:01.259
5 -	1:32.289	47.727	2:20.016 (2)	76.33	0.061	16:32:21.275

P16 138 SUP		Craig JARMIN		Suzuki SV650 - SK PreP		
IDEAL LAP TIME : 2:19.471		BEST LAP TIME : 2:19.540		DIFFERENCE : 0.069		
LAP	SECTOR 1	SECTOR 2	LAP TIME	MPH	DIFF	TIME OF DAY
1 -		46.423	2:25.737	73.33	6.197	16:23:00.328
2 -	1:34.260	<b>46.206</b>	2:20.466 (3)	76.09	0.926	16:25:20.794
3 -	1:34.022	46.706	2:20.728	75.94	1.188	16:27:41.522
4 -	<b>1:33.265</b>	46.949	2:20.214 (2)	76.22	0.674	16:30:01.736
5 -	1:33.267	46.273	<b>2:19.540 (1)</b>	<b>76.59</b>		<b>16:32:21.276</b>

P17 40		Simon WILKINSON		Suzuki SV650 - S P Wilkinson Engineering Ltd		
IDEAL LAP TIME : 2:16.830		BEST LAP TIME : 2:16.830		DIFFERENCE : 0.000		
LAP	SECTOR 1	SECTOR 2	LAP TIME	MPH	DIFF	TIME OF DAY
1 -		47.753	2:31.150	70.71	14.320	16:23:05.741
2 -	1:33.239	47.870	2:21.109	75.74	4.279	16:25:26.850
3 -	1:32.112	47.210	2:19.322 (2)	76.71	2.492	16:27:46.172
4 -	1:32.968	46.405	2:19.373 (3)	76.68	2.543	16:30:05.545
5 -	<b>1:31.020</b>	<b>45.810</b>	<b>2:16.830 (1)</b>	<b>78.11</b>		<b>16:32:22.375</b>

P18 67 R		Simon HARVEY		Suzuki SV650 - Kids Inheritance (Sorry)		
IDEAL LAP TIME : 2:19.912		BEST LAP TIME : 2:20.370		DIFFERENCE : 0.458		
LAP	SECTOR 1	SECTOR 2	LAP TIME	MPH	DIFF	TIME OF DAY
1 -		47.468	2:29.231	71.62	8.861	16:23:03.822
2 -	1:33.423	46.996	2:20.419 (3)	76.11	0.049	16:25:24.241
3 -	1:34.189	47.475	2:21.664	75.44	1.294	16:27:45.905
4 -	1:33.694	<b>46.676</b>	<b>2:20.370 (1)</b>	<b>76.14</b>		<b>16:30:06.275</b>
5 -	<b>1:33.236</b>	47.146	2:20.382 (2)	76.13	0.012	16:32:26.657



# BMCRC - MRO Championships 2023 - Rnd 3 @ Snetterton

## BMCRC Thunderbike Sport & BMCRC SuperTwins

### RACE 17 - SECTOR ANALYSIS



SECTOR 1 = FL to I1, SECTOR 2 = I1 to FL, DIFF = Difference To Personal Best Lap, P = Crossed Finish Line in Pit Lane, D = Time Disallowed

P19 137 R		Colin McPHERSON		Yamaha R6 -		
IDEAL LAP TIME : 2:19.606		BEST LAP TIME : 2:19.609		DIFFERENCE : 0.003		
LAP	SECTOR 1	SECTOR 2	LAP TIME	MPH	DIFF	TIME OF DAY
1 -		48.088	2:30.494	71.01	10.885	16:23:05.085
2 -	1:33.892	48.300	2:22.192	75.16	2.583	16:25:27.277
3 -	1:33.833	48.130	2:21.963 (3)	75.28	2.354	16:27:49.240
4 -	1:32.908	<b>47.798</b>	2:20.706 (2)	75.96	1.097	16:30:09.946
5 -	<b>1:31.808</b>	47.801	<b>2:19.609 (1)</b>	<b>76.55</b>		<b>16:32:29.555</b>

P20 910 R		Harry GOWER		Suzuki SV650 - RightGear Motorcycles		
IDEAL LAP TIME : 2:20.278		BEST LAP TIME : 2:21.234		DIFFERENCE : 0.956		
LAP	SECTOR 1	SECTOR 2	LAP TIME	MPH	DIFF	TIME OF DAY
1 -		<b>46.384</b>	2:26.028	73.19	4.794	16:23:00.619
2 -	<b>1:33.894</b>	47.340	<b>2:21.234 (1)</b>	<b>75.67</b>		<b>16:25:21.853</b>
3 -	1:34.752	48.449	2:23.201 (2)	74.63	1.967	16:27:45.054
4 -	1:37.800	50.719	2:28.519 (3)	71.96	7.285	16:30:13.573
5 -	1:44.425	54.007	2:38.432	67.46	17.198	16:32:52.005

P21 56		Phil MARSH		Kawasaki ZX6R - IMP Racing / CapsuleAI		
IDEAL LAP TIME : 2:24.605		BEST LAP TIME : 2:24.944		DIFFERENCE : 0.339		
LAP	SECTOR 1	SECTOR 2	LAP TIME	MPH	DIFF	TIME OF DAY
1 -		<b>48.081</b>	2:33.559	69.60	8.615	16:23:08.150
2 -	<b>1:36.524</b>	48.420	<b>2:24.944 (1)</b>	<b>73.73</b>		<b>16:25:33.094</b>
3 -	1:39.873	49.725	2:29.598 (3)	71.44	4.654	16:28:02.692
4 -	1:37.113	49.954	2:27.067 (2)	72.67	2.123	16:30:29.759
5 -	1:41.155	49.933	2:31.088	70.74	6.144	16:33:00.847

P22 49		Oli CHAYTOR		Yamaha R6 - PearTree Racing		
IDEAL LAP TIME : 2:19.606		BEST LAP TIME : 2:19.606		DIFFERENCE : 0.000		
LAP	SECTOR 1	SECTOR 2	LAP TIME	MPH	DIFF	TIME OF DAY
1 -		48.282	2:28.882	71.78	9.276	16:23:03.473
2 -	<b>1:32.106</b>	<b>47.500</b>	<b>2:19.606 (1)</b>	<b>76.55</b>		<b>16:25:23.079</b>
3 -	1:34.171	47.921	2:22.092 (2)	75.21	2.486	16:27:45.171

P23 994 R		Adrian HOWARD		Suzuki GSXR 600 -		
IDEAL LAP TIME : 2:15.546		BEST LAP TIME : 2:16.342		DIFFERENCE : 0.796		
LAP	SECTOR 1	SECTOR 2	LAP TIME	MPH	DIFF	TIME OF DAY
1 -		<b>45.663</b>	2:22.163	75.18	5.821	16:22:56.754
2 -	<b>1:29.883</b>	46.459	<b>2:16.342 (1)</b>	<b>78.39</b>		<b>16:25:13.096</b>

P24 27 R		Matthew CHAM		Ducati MONSTER 696 - In development		
IDEAL LAP TIME :		BEST LAP TIME :		DIFFERENCE :		
LAP	SECTOR 1	SECTOR 2	LAP TIME	MPH	DIFF	TIME OF DAY
1 -		<b>47.998</b>	2:28.658	71.89		16:23:03.249

# BMCRC - MRO Championships 2023 - Rnd 3 @ Snetterton

## BMCRC Thunderbike Sport & BMCRC SuperTwins

### RACE 17 - BEST SECTORS

SECTOR 1			SECTOR 2			IDEAL / BEST COMPARISON						
POS	NO	NAME	TIME	NO	NAME	TIME	POS	NO	NAME	IDEAL	BEST	DIFF
									<b>PERFECT LAP</b>	<b>2:04.941</b>		
1	0	HILL	1:23.261	0	HILL	41.680	1	0	HILL	2:04.941	2:05.191	0.250
2	97	MANN	1:23.482	69	RUSSO	42.022	2	151	DENYER	2:05.595	2:06.427	0.832
3	151	DENYER	1:23.516	151	DENYER	42.079	3	97	MANN	2:05.690	2:06.070	0.380
4	69	RUSSO	1:23.746	97	MANN	42.208	4	69	RUSSO	2:05.768	2:05.768	0.000
5	43	WALKEY	1:24.391	81	MAY	42.250	5	43	WALKEY	2:06.651	2:06.740	0.089
6	52	FRICKER	1:24.564	43	WALKEY	42.260	6	52	FRICKER	2:06.992	2:07.068	0.076
7	57	NEWMAN	1:25.062	52	FRICKER	42.428	7	81	MAY	2:07.807	2:07.807	0.000
8	48	WALLIS	1:25.506	48	WALLIS	43.067	8	57	NEWMAN	2:08.310	2:08.704	0.394
9	81	MAY	1:25.557	57	NEWMAN	43.248	9	48	WALLIS	2:08.573	2:08.659	0.086
10	25	DAY	1:26.158	25	DAY	43.373	10	25	DAY	2:09.531	2:09.748	0.217
11	99	BELLOTTI	1:27.701	99	BELLOTTI	44.209	11	99	BELLOTTI	2:11.910	2:11.989	0.079
12	58	ALLEN	1:27.809	58	ALLEN	44.471	12	58	ALLEN	2:12.280	2:12.280	0.000
13	11	BATE	1:28.590	11	BATE	44.669	13	11	BATE	2:13.259	2:13.817	0.558
14	139	MARLEY	1:28.833	139	MARLEY	45.353	14	139	MARLEY	2:14.186	2:14.186	0.000
15	994	HOWARD	1:29.883	994	HOWARD	45.663	15	994	HOWARD	2:15.546	2:16.342	0.796
16	40	WILKINSON	1:31.020	40	WILKINSON	45.810	16	40	WILKINSON	2:16.830	2:16.830	0.000
17	137	McPHERSON	1:31.808	138	JARMIN	46.206	17	35	STONE	2:19.134	2:19.955	0.821
18	49	CHAYTOR	1:32.106	910	GOWER	46.384	18	138	JARMIN	2:19.471	2:19.540	0.069
19	35	STONE	1:32.151	67	HARVEY	46.676	19	49	CHAYTOR	2:19.606	2:19.606	0.000
20	67	HARVEY	1:33.236	35	STONE	46.983	20	137	McPHERSON	2:19.606	2:19.609	0.003
21	138	JARMIN	1:33.265	49	CHAYTOR	47.500	21	67	HARVEY	2:19.912	2:20.370	0.458
22	910	GOWER	1:33.894	137	McPHERSON	47.798	22	910	GOWER	2:20.278	2:21.234	0.956
23	56	MARSH	1:36.524	27	CHAM	47.998	23	56	MARSH	2:24.605	2:24.944	0.339
24				56	MARSH	48.081	24	27	CHAM			
25												

# BMCRC - MRO Championships 2023 - Rnd 3 @ Snetterton

## BMCRC Thunderbike Sport & BMCRC SuperTwins

### RACE 17 - STATISTICS

**Competitors Started** 25  
**Planned Start** 2023-05-07 @ 16:10:00.000  
**Actual Start** 2023-05-07 @ 16:20:34.590  
**Finish Time** 2023-05-07 @ 16:31:10.997  
**Track Length** 2.9689mi.  
**Total Laps** 111  
**Total Distance Covered** 329.5491mi.

#### Session Fastest Lap History

NO	CL	NAME	LAP TIME	TIME OF DAY	LAP	VEHICLE
0		Jeremy HILL	<b>2:07.049</b>	16:24:53.919	2	Yamaha R6
0		Jeremy HILL	<b>2:05.588</b>	16:26:59.506	3	Yamaha R6
0		Jeremy HILL	<b>2:05.191</b>	16:31:11.003	5	Yamaha R6

#### Session Leader History

NO	CL	NAME	FROM LAP	LAPS LED	DISTANCE	VEHICLE
0		Jeremy HILL	1	5	14.84 miles	Yamaha R6

#### Flag History

TYPE	TIME OF DAY
GREEN	16:20:34.590
FINISH	16:31:10.997

#### Flag Statistics

TYPE	COUNT	TOTAL LAPS	TOTAL TIME
Green	1	5	12:36.764
Red	0	0	0.000
Safety Car	0	0	0.000
FCY	0	0	0.000

# BMCRC - MRO Championships 2023 - Rnd 3 @ Snetterton

## BMCRC Thunderbike Sport & BMCRC SuperTwins

### RACE 17 - STATISTICS

**CLASS : R**

6 Starters

#### Fastest Lap History

NO	NAME	LAP TIME	TIME OF DAY	LAP	VEHICLE
994	Adrian HOWARD	2:16.342	16:25:13.099	2	Suzuki GSXR 600

#### Leader History

NO	NAME	FROM LAP	LAPS LED	DISTANCE	VEHICLE
994	Adrian HOWARD	1	2	5.93 miles	Suzuki GSXR 600
35	Logan STONE	3	3	8.90 miles	Yamaha R6

# BMCRC - MRO Championships 2023 - Rnd 3 @ Snetterton

## BMCRC Thunderbike Sport & BMCRC SuperTwins

### RACE 17 - STATISTICS

**CLASS : SUP**

3 Starters

#### Fastest Lap History

NO	NAME	LAP TIME	TIME OF DAY	LAP	VEHICLE
58	Michael ALLEN	2:15.840	16:25:13.598	2	Kawasaki ER6
58	Michael ALLEN	2:15.202	16:27:28.799	3	Kawasaki ER6
58	Michael ALLEN	2:13.180	16:29:41.980	4	Kawasaki ER6
58	Michael ALLEN	2:12.280	16:31:54.259	5	Kawasaki ER6

#### Leader History

NO	NAME	FROM LAP	LAPS LED	DISTANCE	VEHICLE
58	Michael ALLEN	1	5	14.84 miles	Kawasaki ER6

# BMCRC - MRO Championships 2023 - Rnd 3 @ Snetterton

## BMCRC Thunderbike Sport & BMCRC SuperTwins

### RACE 17 - STATISTICS

**CLASS :**

16 Starters

#### Fastest Lap History

NO	NAME	LAP TIME	TIME OF DAY	LAP	VEHICLE
0	Jeremy HILL	<b>2:07.049</b>	16:24:53.919	2	Yamaha R6
0	Jeremy HILL	<b>2:05.588</b>	16:26:59.506	3	Yamaha R6
0	Jeremy HILL	<b>2:05.191</b>	16:31:11.003	5	Yamaha R6

#### Leader History

NO	NAME	FROM LAP	LAPS LED	DISTANCE	VEHICLE
0	Jeremy HILL	1	5	14.84 miles	Yamaha R6



# DFDS

## DFDS YAMAHA PAST MASTERS



BMCRC-MRO Championships - Round 3

Snetterton 300

6<sup>th</sup> / 7<sup>th</sup> May 2023



Timing & Results Provided by Timing Solutions Ltd

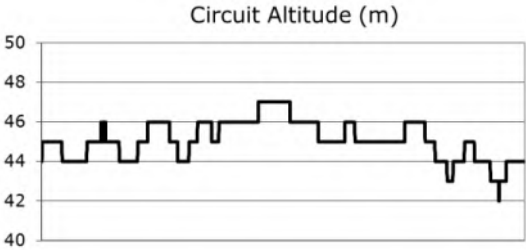
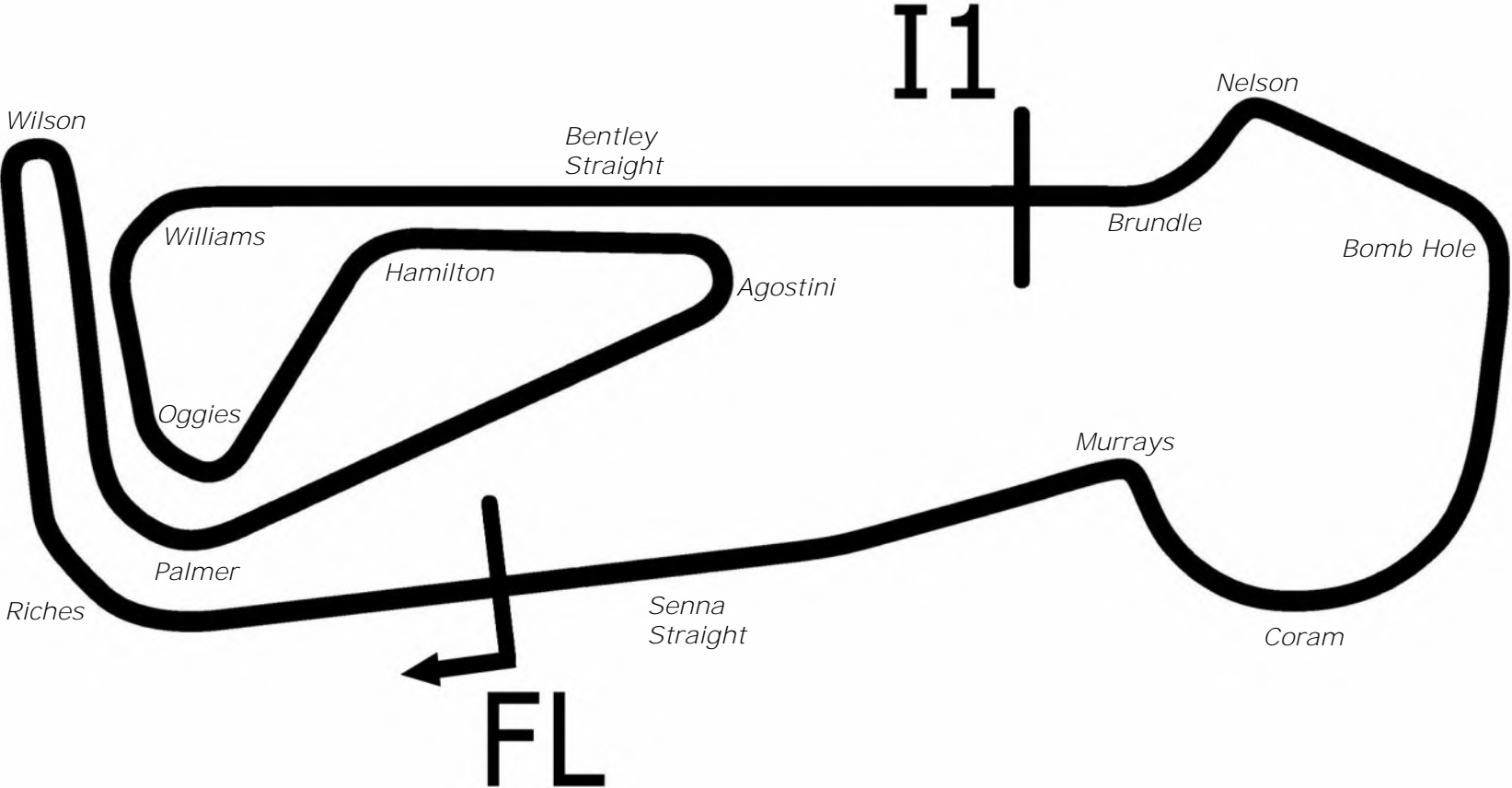
[www.tsl-timing.com](http://www.tsl-timing.com)

# Snetterton 300



SPORTS TIMING

TIMING SOLUTIONS LTD



Length	2.9689 miles	4778.0 m	
FL		52.46340 N	0.94476 E
I1	3198m	52.46617 N	0.94964 E
Pit Entry	4572m	52.46364 N	0.94774 E
Pit Exit	40m after FL	52.46338 N	0.94420 E
Pit Entry-Pit Exit 246m, 17.7s @50kph, 14.7s @60kph			



**BMCRC - MRO Championships 2023 - Rnd 3 @ Snetterton**
**DFDS Yamaha Past Masters**
**QUALIFYING - CLASSIFICATION**

POS	NO	CL	PIC NAME	ENTRY	TIME	ON	LAPS	GAP	DIFF	MPH
1	13		1 Doug EDMONDSON	Yamaha TZR 250 - Stan Stephens Tuning	2:24.904	4	4			73.75
2	117		2 Stuart HALL	Yamaha TZR 250 -	2:27.113	4	4	2.209	2.209	72.65
3	51		3 Kevin WHOLEY	Yamaha TZR - Twistgrip Motorcycles	2:29.549	4	4	4.645	2.436	71.46
4	19		4 Peter BRANTON	Yamaha TZR 250 -	2:30.248	3	4	5.344	0.699	71.13
5	74		5 Paul WHITBY	Yamaha TZR 250 - Greybridge Ltd	2:30.750	4	4	5.846	0.502	70.89
6	29		6 Derek CRIPPS	Yamaha TZR - Team FBR	2:34.570	4	4	9.666	3.820	69.14
7	26	C	1 Damian LEE	Yamaha TZR 250 - Leed Autos	2:34.848	3	4	9.944	0.278	69.02
8	28		7 Liam McCARTER	Yamaha TZR - Katie McCarter	2:35.154	4	4	10.250	0.306	68.88
9	27		8 Richard HAYWARD	Yamaha TZR - GForce/Hayward R Ltd/SnapOn	2:35.414	4	4	10.510	0.260	68.77
10	22		9 Rik BALLERINI	Yamaha TZR 250 - SCLS LTD, CAMBRIDGE MC, GEC	2:37.061	4	4	12.157	1.647	68.05
11	333	C	2 Mark STUBBERFIELD	Yamaha TZR 250 - Polished concrete London	2:38.217	3	4	13.313	1.156	67.55
12	60	C	3 Danny GOUGH	Yamaha TZR 250 - G Force Motorcycles	2:38.515	4	4	13.611	0.298	67.42
13	8		10 David BALL	Yamaha TZR 250 - Gardiner Page and Roe pension co	2:38.540	4	4	13.636	0.025	67.41
14	43	C	4 Michael PINCHES	Yamaha TZR 250 -	2:38.588	4	4	13.684	0.048	67.39
15	72	C	5 John HAMILTON	Yamaha TZR 250 - LW Racing	2:39.716	4	4	14.812	1.128	66.91
16	57		11 Geoff MOOK	Yamaha TZR 250 -	2:39.753	4	4	14.849	0.037	66.90
17	47	R	1 Roy ALDERSLADE	Yamaha TZR 250 -	2:40.422	4	4	15.518	0.669	66.62
18	199*		12 Michael FROST	Yamaha TZR 250 -	2:40.471	4	4	15.567	0.049	66.60
19	42	C	6 Martin PEARSON	Yamaha TZR 250 -	2:42.570	4	4	17.666	2.099	65.74
20	70		13 Andrew BURSCOUGH	Yamaha YPVS 350 - Mad biker designs/Martitanium	2:42.765	4	4	17.861	0.195	65.66
21	46	C	7 Kevin MARSHALL	Yamaha TZR 250 - Stacey Processing	2:44.990	4	4	20.086	2.225	64.78
22	45		14 Peter MOORE	Yamaha TZR 250 -	2:45.776	4	4	20.872	0.786	64.47
23	100	C	8 David COURT	Yamaha TZR 250 - www.ypmrc.co.uk	2:49.618	4	4	24.714	3.842	63.01
24	73	C	9 Colvin TURNER	Yamaha TZR 250 -	2:52.937	2	4	28.033	3.319	61.80
25	69	C	10 Mark ELLERAY	Yamaha TZR 250 - Abbot Solutions Ltd	2:52.957	3	3	28.053	0.020	61.79
26	77	C	11 Adam COLLINS	Yamaha TZR 250 - 2 Cows Racing	2:53.346	4	4	28.442	0.389	61.65
27	87		15 Denise BUTTON	Yamaha TZR 250 -	2:53.759	4	4	28.855	0.413	61.51
28	53	C	12 Alan COATES	Yamaha TZR 250 - Clarendon Motorcycles Hull	3:00.182	3	3	35.278	6.423	59.31
29	36	C	13 Phil ZANUTTO	Yamaha TZR 250 -	3:08.769	3	3	43.865	8.587	56.61
30	65	C	14 Nigel TERRY	Yamaha TZR 250 - NTrap Garage Doors	3:11.822	3	3	46.918	3.053	55.71
31	62	C	15 David PATERSON	Yamaha TZR 250 - The love of a good woman			0			

#199 - No working transponder, please fix for racing.

Weather / Track : Cloudy / Damp

These results are provisional until the conclusion of any judicial and technical matters.

Snetterton 300: 2.9689 miles

Date: 06/05/2023 Start: 09:17 Finish: 09:27

Clerk Of Course :	Stewards :	Timekeeper : Richard Evans
-------------------	------------	----------------------------

Results can be found at [www.tsl-timing.com](http://www.tsl-timing.com)

Printed - 09:30 Saturday, 06 May 2023



# BMCR - MRO Championships 2023 - Rnd 3 @ Snetterton

## DFDS Yamaha Past Masters

### QUALIFYING - SECTOR ANALYSIS



SECTOR 1 = FL to I1, SECTOR 2 = I1 to FL, DIFF = Difference To Personal Best Lap, P = Crossed Finish Line in Pit Lane, D = Time Disallowed

P1 13		Doug EDMONDSON		Yamaha TZR 250 - Stan Stephens Tuning			
IDEAL LAP TIME : 2:24.904		BEST LAP TIME : 2:24.904		DIFFERENCE : 0.000			
LAP	SECTOR 1	SECTOR 2	LAP TIME	MPH	DIFF	TIME OF DAY	
1 -	1:47.184	51.577	2:38.761	67.32	13.857	09:20:36.213	
2 -	1:40.766	50.108	2:30.874 (3)	70.84	5.970	09:23:07.087	
3 -	1:39.305	49.697	2:29.002 (2)	71.73	4.098	09:25:36.089	
4 -	<b>1:36.765</b>	<b>48.139</b>	<b>2:24.904 (1)</b>	<b>73.75</b>		<b>09:28:00.993</b>	

P2 117		Stuart HALL		Yamaha TZR 250 -			
IDEAL LAP TIME : 2:27.113		BEST LAP TIME : 2:27.113		DIFFERENCE : 0.000			
LAP	SECTOR 1	SECTOR 2	LAP TIME	MPH	DIFF	TIME OF DAY	
1 -	1:46.615	52.000	2:38.615	67.38	11.502	09:20:37.333	
2 -	1:40.069	49.139	2:29.208 (3)	71.63	2.095	09:23:06.541	
3 -	1:38.842	49.644	2:28.486 (2)	71.98	1.373	09:25:35.027	
4 -	<b>1:38.239</b>	<b>48.874</b>	<b>2:27.113 (1)</b>	<b>72.65</b>		<b>09:28:02.140</b>	

P3 51		Kevin WHOLEY		Yamaha TZR - Twistgrip Motorcycles			
IDEAL LAP TIME : 2:29.549		BEST LAP TIME : 2:29.549		DIFFERENCE : 0.000			
LAP	SECTOR 1	SECTOR 2	LAP TIME	MPH	DIFF	TIME OF DAY	
1 -	1:57.561	55.606	2:53.167	61.72	23.618	09:21:14.487	
2 -	1:44.274	52.625	2:36.899 (3)	68.12	7.350	09:23:51.386	
3 -	1:41.135	52.537	2:33.672 (2)	69.55	4.123	09:26:25.058	
4 -	<b>1:39.327</b>	<b>50.222</b>	<b>2:29.549 (1)</b>	<b>71.46</b>		<b>09:28:54.607</b>	

P4 19		Peter BRANTON		Yamaha TZR 250 -			
IDEAL LAP TIME : 2:29.807		BEST LAP TIME : 2:30.248		DIFFERENCE : 0.441			
LAP	SECTOR 1	SECTOR 2	LAP TIME	MPH	DIFF	TIME OF DAY	
1 -	1:48.550	52.355	2:40.905	66.42	10.657	09:20:39.413	
2 -	1:42.949	50.835	2:33.784 (3)	69.50	3.536	09:23:13.197	
3 -	1:40.451	<b>49.797</b>	<b>2:30.248 (1)</b>	<b>71.13</b>		<b>09:25:43.445</b>	
4 -	<b>1:40.010</b>	50.541	2:30.551 (2)	70.99	0.303	09:28:13.996	

P5 74		Paul WHITBY		Yamaha TZR 250 - Greybridge Ltd			
IDEAL LAP TIME : 2:30.220		BEST LAP TIME : 2:30.750		DIFFERENCE : 0.530			
LAP	SECTOR 1	SECTOR 2	LAP TIME	MPH	DIFF	TIME OF DAY	
1 -	1:47.280	52.615	2:39.895	66.84	9.145	09:20:39.924	
2 -	1:42.269	<b>50.136</b>	2:32.405 (3)	70.12	1.655	09:23:12.329	
3 -	1:41.151	50.768	2:31.919 (2)	70.35	1.169	09:25:44.248	
4 -	<b>1:40.084</b>	50.666	<b>2:30.750 (1)</b>	<b>70.89</b>		<b>09:28:14.998</b>	

P6 29		Derek CRIPPS		Yamaha TZR - Team FBR			
IDEAL LAP TIME : 2:34.407		BEST LAP TIME : 2:34.570		DIFFERENCE : 0.163			
LAP	SECTOR 1	SECTOR 2	LAP TIME	MPH	DIFF	TIME OF DAY	
1 -	2:01.547	58.079	2:59.626	59.50	25.056	09:21:18.600	
2 -	1:47.513	52.199	2:39.712 (3)	66.92	5.142	09:23:58.312	
3 -	1:43.245	<b>51.872</b>	2:35.117 (2)	68.90	0.547	09:26:33.429	
4 -	<b>1:42.535</b>	52.035	<b>2:34.570 (1)</b>	<b>69.14</b>		<b>09:29:07.999</b>	

P7 26 C		Damian LEE		Yamaha TZR 250 - Leed Autos			
IDEAL LAP TIME : 2:34.487		BEST LAP TIME : 2:34.848		DIFFERENCE : 0.361			
LAP	SECTOR 1	SECTOR 2	LAP TIME	MPH	DIFF	TIME OF DAY	
1 -	1:58.864	56.054	2:54.918	61.10	20.070	09:21:19.604	
2 -	1:44.736	52.276	2:37.012 (3)	68.07	2.164	09:23:56.616	
3 -	<b>1:42.866</b>	51.982	<b>2:34.848 (1)</b>	<b>69.02</b>		<b>09:26:31.464</b>	
4 -	1:43.670	<b>51.621</b>	2:35.291 (2)	68.82	0.443	09:29:06.755	

# BMCR - MRO Championships 2023 - Rnd 3 @ Snetterton

## DFDS Yamaha Past Masters

### QUALIFYING - SECTOR ANALYSIS



SECTOR 1 = FL to I1, SECTOR 2 = I1 to FL, DIFF = Difference To Personal Best Lap, P = Crossed Finish Line in Pit Lane, D = Time Disallowed

P8 28		Liam McCARTER		Yamaha TZR - Katie McCarter			
IDEAL LAP TIME : 2:35.058		BEST LAP TIME : 2:35.154		DIFFERENCE : 0.096			
LAP	SECTOR 1	SECTOR 2	LAP TIME	MPH	DIFF	TIME OF DAY	
1 -	2:00.859	56.290	2:57.149	60.33	21.995	09:21:16.475	
2 -	1:44.527	53.405	2:37.932 (3)	67.67	2.778	09:23:54.407	
3 -	1:44.015	<b>52.512</b>	2:36.527 (2)	68.28	1.373	09:26:30.934	
4 -	<b>1:42.546</b>	52.608	<b>2:35.154 (1)</b>	<b>68.88</b>		<b>09:29:06.088</b>	

P9 27		Richard HAYWARD		Yamaha TZR - GForce/Hayward R Ltd/SnapOn			
IDEAL LAP TIME : 2:35.414		BEST LAP TIME : 2:35.414		DIFFERENCE : 0.000			
LAP	SECTOR 1	SECTOR 2	LAP TIME	MPH	DIFF	TIME OF DAY	
1 -	2:02.699	59.534	3:02.233	58.65	26.819	09:21:23.133	
2 -	1:46.258	53.323	2:39.581 (3)	66.97	4.167	09:24:02.714	
3 -	1:43.575	52.825	2:36.400 (2)	68.33	0.986	09:26:39.114	
4 -	<b>1:43.161</b>	<b>52.253</b>	<b>2:35.414 (1)</b>	<b>68.77</b>		<b>09:29:14.528</b>	

P10 22		Rik BALLERINI		Yamaha TZR 250 - SCLS LTD, CAMBRIDGE MC, GECKO RAC			
IDEAL LAP TIME : 2:37.061		BEST LAP TIME : 2:37.061		DIFFERENCE : 0.000			
LAP	SECTOR 1	SECTOR 2	LAP TIME	MPH	DIFF	TIME OF DAY	
1 -	2:00.467	55.888	2:56.355	60.60	19.294	09:20:59.808	
2 -	1:47.705	53.490	2:41.195 (3)	66.30	4.134	09:23:41.003	
3 -	1:46.246	53.721	2:39.967 (2)	66.81	2.906	09:26:20.970	
4 -	<b>1:44.206</b>	<b>52.855</b>	<b>2:37.061 (1)</b>	<b>68.05</b>		<b>09:28:58.031</b>	

P11 333 C		Mark STUBBERFIELD		Yamaha TZR 250 - Polished concrete London			
IDEAL LAP TIME : 2:36.707		BEST LAP TIME : 2:38.217		DIFFERENCE : 1.510			
LAP	SECTOR 1	SECTOR 2	LAP TIME	MPH	DIFF	TIME OF DAY	
1 -	1:53.490	56.113	2:49.603	63.01	11.386	09:20:52.447	
2 -	1:45.607	59.266	2:44.873 (3)	64.82	6.656	09:23:37.320	
3 -	<b>1:43.148</b>	55.069	<b>2:38.217 (1)</b>	<b>67.55</b>		<b>09:26:15.537</b>	
4 -	1:44.758	<b>53.559</b>	2:38.317 (2)	67.51	0.100	09:28:53.854	

P12 60 C		Danny GOUGH		Yamaha TZR 250 - G Force Motorcycles			
IDEAL LAP TIME : 2:38.515		BEST LAP TIME : 2:38.515		DIFFERENCE : 0.000			
LAP	SECTOR 1	SECTOR 2	LAP TIME	MPH	DIFF	TIME OF DAY	
1 -	2:03.269	58.577	3:01.846	58.77	23.331	09:21:22.311	
2 -	1:47.956	55.455	2:43.411 (3)	65.40	4.896	09:24:05.722	
3 -	1:46.046	54.611	2:40.657 (2)	66.52	2.142	09:26:46.379	
4 -	<b>1:44.235</b>	<b>54.280</b>	<b>2:38.515 (1)</b>	<b>67.42</b>		<b>09:29:24.894</b>	

P13 8		David BALL		Yamaha TZR 250 - Gardiner Page and Roe pension consultants			
IDEAL LAP TIME : 2:38.540		BEST LAP TIME : 2:38.540		DIFFERENCE : 0.000			
LAP	SECTOR 1	SECTOR 2	LAP TIME	MPH	DIFF	TIME OF DAY	
1 -	1:53.872	54.901	2:48.773	63.32	10.233	09:20:50.911	
2 -	1:48.087	54.042	2:42.129 (2)	65.92	3.589	09:23:33.040	
3 -	1:46.342	56.024	2:42.366 (3)	65.82	3.826	09:26:15.406	
4 -	<b>1:45.728</b>	<b>52.812</b>	<b>2:38.540 (1)</b>	<b>67.41</b>		<b>09:28:53.946</b>	

P14 43 C		Michael PINCHES		Yamaha TZR 250 -			
IDEAL LAP TIME : 2:38.588		BEST LAP TIME : 2:38.588		DIFFERENCE : 0.000			
LAP	SECTOR 1	SECTOR 2	LAP TIME	MPH	DIFF	TIME OF DAY	
1 -	1:53.567	56.228	2:49.795	62.94	11.207	09:20:54.264	
2 -	1:45.470	54.410	2:39.880 (2)	66.85	1.292	09:23:34.144	
3 -	1:45.738	54.693	2:40.431 (3)	66.62	1.843	09:26:14.575	
4 -	<b>1:45.304</b>	<b>53.284</b>	<b>2:38.588 (1)</b>	<b>67.39</b>		<b>09:28:53.163</b>	

# BMCR - MRO Championships 2023 - Rnd 3 @ Snetterton

## DFDS Yamaha Past Masters

### QUALIFYING - SECTOR ANALYSIS



SECTOR 1 = FL to I1, SECTOR 2 = I1 to FL, DIFF = Difference To Personal Best Lap, P = Crossed Finish Line in Pit Lane, D = Time Disallowed

P15 72 C		John HAMILTON		Yamaha TZR 250 - LW Racing			
IDEAL LAP TIME : 2:38.517		BEST LAP TIME : 2:39.716		DIFFERENCE : 1.199			
LAP	SECTOR 1	SECTOR 2	LAP TIME	MPH	DIFF	TIME OF DAY	
1 -	1:54.959	57.002	2:51.961	62.15	12.245	09:20:54.642	
2 -	1:47.195	<b>53.617</b>	2:40.812 (3)	66.46	1.096	09:23:35.454	
3 -	<b>1:44.900</b>	54.887	2:39.787 (2)	66.88	0.071	09:26:15.241	
4 -	1:45.748	53.968	<b>2:39.716 (1)</b>	<b>66.91</b>		<b>09:28:54.957</b>	

P16 57		Geoff MOOK		Yamaha TZR 250 -			
IDEAL LAP TIME : 2:39.753		BEST LAP TIME : 2:39.753		DIFFERENCE : 0.000			
LAP	SECTOR 1	SECTOR 2	LAP TIME	MPH	DIFF	TIME OF DAY	
1 -	1:56.063	57.049	2:53.112	61.74	13.359	09:20:53.272	
2 -	1:49.376	54.210	2:43.586 (3)	65.33	3.833	09:23:36.858	
3 -	1:47.007	54.914	2:41.921 (2)	66.00	2.168	09:26:18.779	
4 -	<b>1:46.071</b>	<b>53.682</b>	<b>2:39.753 (1)</b>	<b>66.90</b>		<b>09:28:58.532</b>	

P17 47 R		Roy ALDERSLADE		Yamaha TZR 250 -			
IDEAL LAP TIME : 2:40.422		BEST LAP TIME : 2:40.422		DIFFERENCE : 0.000			
LAP	SECTOR 1	SECTOR 2	LAP TIME	MPH	DIFF	TIME OF DAY	
1 -	1:57.353	56.528	2:53.881	61.46	13.459	09:20:57.121	
2 -	1:48.795	55.400	2:44.195 (2)	65.09	3.773	09:23:41.316	
3 -	1:50.063	54.863	2:44.926 (3)	64.80	4.504	09:26:26.242	
4 -	<b>1:46.256</b>	<b>54.166</b>	<b>2:40.422 (1)</b>	<b>66.62</b>		<b>09:29:06.664</b>	

P18 199		Michael FROST		Yamaha TZR 250 -			
IDEAL LAP TIME :		BEST LAP TIME : 2:40.471		DIFFERENCE :			
LAP	SECTOR 1	SECTOR 2	LAP TIME	MPH	DIFF	TIME OF DAY	
1 -			3:00.816	59.11	20.345	09:21:24.487	
2 -			2:47.866 (3)	63.67	7.395	09:24:12.353	
3 -			2:42.830 (2)	65.63	2.359	09:26:55.183	
4 -			<b>2:40.471 (1)</b>	<b>66.60</b>		<b>09:29:35.654</b>	

P19 42 C		Martin PEARSON		Yamaha TZR 250 -			
IDEAL LAP TIME : 2:42.570		BEST LAP TIME : 2:42.570		DIFFERENCE : 0.000			
LAP	SECTOR 1	SECTOR 2	LAP TIME	MPH	DIFF	TIME OF DAY	
1 -	2:05.697	59.200	3:04.897	57.80	22.327	09:21:08.171	
2 -	1:52.473	55.774	2:48.247 (3)	63.52	5.677	09:23:56.418	
3 -	1:50.096	55.766	2:45.862 (2)	64.43	3.292	09:26:42.280	
4 -	<b>1:48.018</b>	<b>54.552</b>	<b>2:42.570 (1)</b>	<b>65.74</b>		<b>09:29:24.850</b>	

P20 70		Andrew BURSCOUGH		Yamaha YPVS 350 - Mad biker designs/Martitanium			
IDEAL LAP TIME : 2:42.540		BEST LAP TIME : 2:42.765		DIFFERENCE : 0.225			
LAP	SECTOR 1	SECTOR 2	LAP TIME	MPH	DIFF	TIME OF DAY	
1 -	2:01.693	1:00.608	3:02.301	58.62	19.536	09:21:22.126	
2 -	1:50.073	56.821	2:46.894 (3)	64.04	4.129	09:24:09.020	
3 -	<b>1:48.222</b>	56.775	2:44.997 (2)	64.77	2.232	09:26:54.017	
4 -	1:48.447	<b>54.318</b>	<b>2:42.765 (1)</b>	<b>65.66</b>		<b>09:29:36.782</b>	

P21 46 C		Kevin MARSHALL		Yamaha TZR 250 - Stacey Processing			
IDEAL LAP TIME : 2:44.990		BEST LAP TIME : 2:44.990		DIFFERENCE : 0.000			
LAP	SECTOR 1	SECTOR 2	LAP TIME	MPH	DIFF	TIME OF DAY	
1 -	1:57.149	57.411	2:54.560	61.22	9.570	09:20:52.550	
2 -	1:52.016	55.921	2:47.937 (3)	63.64	2.947	09:23:40.487	
3 -	1:51.002	56.462	2:47.464 (2)	63.82	2.474	09:26:27.951	
4 -	<b>1:49.672</b>	<b>55.318</b>	<b>2:44.990 (1)</b>	<b>64.78</b>		<b>09:29:12.941</b>	

# BMCRG - MRO Championships 2023 - Rnd 3 @ Snetterton

## DFDS Yamaha Past Masters

### QUALIFYING - SECTOR ANALYSIS



SECTOR 1 = FL to I1, SECTOR 2 = I1 to FL, DIFF = Difference To Personal Best Lap, P = Crossed Finish Line in Pit Lane, D = Time Disallowed

P22 45		Peter MOORE		Yamaha TZR 250 -			
IDEAL LAP TIME : 2:45.776		BEST LAP TIME : 2:45.776		DIFFERENCE : 0.000			
LAP	SECTOR 1	SECTOR 2	LAP TIME	MPH	DIFF	TIME OF DAY	
1 -	2:07.592	1:02.372	3:09.964	56.26	24.188	09:21:33.219	
2 -	1:55.549	58.711	2:54.260 (3)	61.33	8.484	09:24:27.479	
3 -	1:50.693	57.178	2:47.871 (2)	63.66	2.095	09:27:15.350	
4 -	<b>1:50.115</b>	<b>55.661</b>	<b>2:45.776 (1)</b>	<b>64.47</b>		<b>09:30:01.126</b>	

P23 100 C		David COURT		Yamaha TZR 250 - www.ypmrc.co.uk			
IDEAL LAP TIME : 2:49.618		BEST LAP TIME : 2:49.618		DIFFERENCE : 0.000			
LAP	SECTOR 1	SECTOR 2	LAP TIME	MPH	DIFF	TIME OF DAY	
1 -	2:06.472	1:02.645	3:09.117	56.51	19.499	09:21:30.745	
2 -	1:57.720	59.316	2:57.036 (3)	60.37	7.418	09:24:27.781	
3 -	1:54.007	59.967	2:53.974 (2)	61.43	4.356	09:27:21.755	
4 -	<b>1:51.955</b>	<b>57.663</b>	<b>2:49.618 (1)</b>	<b>63.01</b>		<b>09:30:11.373</b>	

P24 73 C		Colvin TURNER		Yamaha TZR 250 -			
IDEAL LAP TIME : 2:52.937		BEST LAP TIME : 2:52.937		DIFFERENCE : 0.000			
LAP	SECTOR 1	SECTOR 2	LAP TIME	MPH	DIFF	TIME OF DAY	
1 -	2:09.677	1:02.082	3:11.759	55.73	18.822	09:21:15.982	
2 -	<b>1:54.186</b>	<b>58.751</b>	<b>2:52.937 (1)</b>	<b>61.80</b>		<b>09:24:08.919</b>	
3 -	1:55.672	1:01.863	2:57.535 (2)	60.20	4.598	09:27:06.454	
4 -	2:00.881	1:01.359	3:02.240 (3)	58.64	9.303	09:30:08.694	

P25 69 C		Mark ELLERAY		Yamaha TZR 250 - Abbot Solutions Ltd			
IDEAL LAP TIME : 2:51.221		BEST LAP TIME : 2:52.957		DIFFERENCE : 1.736			
LAP	SECTOR 1	SECTOR 2	LAP TIME	MPH	DIFF	TIME OF DAY	
1 -	2:10.557	1:01.564	3:12.121 (3)	55.63	19.164	09:21:36.015	
2 -	1:57.633	58.155	2:55.788 (2)	60.80	2.831	09:24:31.803	
3 -	1:54.933	<b>58.024</b>	<b>2:52.957 (1)</b>	<b>61.79</b>		<b>09:27:24.760</b>	

P26 77 C		Adam COLLINS		Yamaha TZR 250 - 2 Cows Racing			
IDEAL LAP TIME : 2:53.346		BEST LAP TIME : 2:53.346		DIFFERENCE : 0.000			
LAP	SECTOR 1	SECTOR 2	LAP TIME	MPH	DIFF	TIME OF DAY	
1 -	2:04.818	1:05.695	3:10.513	56.10	17.167	09:21:30.170	
2 -	1:56.911	1:00.424	2:57.335 (3)	60.27	3.989	09:24:27.505	
3 -	1:56.894	1:00.232	2:57.126 (2)	60.34	3.780	09:27:24.631	
4 -	<b>1:54.575</b>	<b>58.771</b>	<b>2:53.346 (1)</b>	<b>61.65</b>		<b>09:30:17.977</b>	

P27 87		Denise BUTTON		Yamaha TZR 250 -			
IDEAL LAP TIME : 2:53.759		BEST LAP TIME : 2:53.759		DIFFERENCE : 0.000			
LAP	SECTOR 1	SECTOR 2	LAP TIME	MPH	DIFF	TIME OF DAY	
1 -	2:03.742	1:02.314	3:06.056	57.44	12.297	09:21:27.863	
2 -	1:57.923	59.115	2:57.038 (3)	60.37	3.279	09:24:24.901	
3 -	1:56.338	59.721	2:56.059 (2)	60.70	2.300	09:27:20.960	
4 -	<b>1:55.777</b>	<b>57.982</b>	<b>2:53.759 (1)</b>	<b>61.51</b>		<b>09:30:14.719</b>	

P28 53 C		Alan COATES		Yamaha TZR 250 - Clarendon Motorcycles Hull			
IDEAL LAP TIME : 2:59.385		BEST LAP TIME : 3:00.182		DIFFERENCE : 0.797			
LAP	SECTOR 1	SECTOR 2	LAP TIME	MPH	DIFF	TIME OF DAY	
1 -	2:11.969	1:03.789	3:15.758 (3)	54.59	15.576	09:21:41.355	
2 -	2:03.950	<b>1:00.773</b>	3:04.723 (2)	57.86	4.541	09:24:46.078	
3 -	<b>1:58.612</b>	1:01.570	<b>3:00.182 (1)</b>	<b>59.31</b>		<b>09:27:46.260</b>	

# BMCRC - MRO Championships 2023 - Rnd 3 @ Snetterton

## DFDS Yamaha Past Masters

### QUALIFYING - SECTOR ANALYSIS



SECTOR 1 = FL to I1, SECTOR 2 = I1 to FL, DIFF = Difference To Personal Best Lap, P = Crossed Finish Line in Pit Lane, D = Time Disallowed

<b>P29 36 C</b>		<b>Phil ZANUTTO</b>		Yamaha TZR 250 -			
IDEAL LAP TIME : 3:08.769		BEST LAP TIME : 3:08.769		DIFFERENCE : 0.000			
LAP	SECTOR 1	SECTOR 2	LAP TIME	MPH	DIFF	TIME OF DAY	
1 -	2:13.567	1:09.523	3:23.090 (3)	52.62	14.321	09:21:30.186	
2 -	2:03.989	1:06.047	3:10.036 (2)	56.24	1.267	09:24:40.222	
3 -	<b>2:03.092</b>	<b>1:05.677</b>	<b>3:08.769 (1)</b>	<b>56.61</b>		<b>09:27:48.991</b>	

<b>P30 65 C</b>		<b>Nigel TERRY</b>		Yamaha TZR 250 - NTrap Garage Doors			
IDEAL LAP TIME : 3:11.064		BEST LAP TIME : 3:11.822		DIFFERENCE : 0.758			
LAP	SECTOR 1	SECTOR 2	LAP TIME	MPH	DIFF	TIME OF DAY	
1 -	2:14.682	<b>1:04.268</b>	3:18.950 (3)	53.72	7.128	09:21:19.973	
2 -	<b>2:06.796</b>	1:06.311	3:13.107 (2)	55.34	1.285	09:24:33.080	
3 -	2:06.798	1:05.024	<b>3:11.822 (1)</b>	<b>55.71</b>		<b>09:27:44.902</b>	

# BMCRC - MRO Championships 2023 - Rnd 3 @ Snetterton

## DFDS Yamaha Past Masters

### QUALIFYING - BEST SECTORS

SECTOR 1			SECTOR 2			IDEAL / BEST COMPARISON						
POS	NO	NAME	TIME	NO	NAME	TIME	POS	NO	NAME	IDEAL	BEST	DIFF
									<b>PERFECT LAP</b>	<b>2:24.904</b>		
1	13	EDMONDSON	<b>1:36.765</b>	13	EDMONDSON	<b>48.139</b>	1	13	EDMONDSON	2:24.904	2:24.904	<b>0.000</b>
2	117	HALL	<b>1:38.239</b>	117	HALL	<b>48.874</b>	2	117	HALL	2:27.113	2:27.113	<b>0.000</b>
3	51	WHOLEY	<b>1:39.327</b>	19	BRANTON	<b>49.797</b>	3	51	WHOLEY	2:29.549	2:29.549	<b>0.000</b>
4	19	BRANTON	<b>1:40.010</b>	74	WHITBY	<b>50.136</b>	4	19	BRANTON	2:29.807	2:30.248	<b>0.441</b>
5	74	WHITBY	<b>1:40.084</b>	51	WHOLEY	<b>50.222</b>	5	74	WHITBY	2:30.220	2:30.750	<b>0.530</b>
6	29	CRIPPS	<b>1:42.535</b>	26	LEE	<b>51.621</b>	6	29	CRIPPS	2:34.407	2:34.570	<b>0.163</b>
7	28	McCARTER	<b>1:42.546</b>	29	CRIPPS	<b>51.872</b>	7	26	LEE	2:34.487	2:34.848	<b>0.361</b>
8	26	LEE	<b>1:42.866</b>	27	HAYWARD	<b>52.253</b>	8	28	McCARTER	2:35.058	2:35.154	<b>0.096</b>
9	333	STUBBERFIELD	<b>1:43.148</b>	28	McCARTER	<b>52.512</b>	9	27	HAYWARD	2:35.414	2:35.414	<b>0.000</b>
10	27	HAYWARD	<b>1:43.161</b>	8	BALL	<b>52.812</b>	10	333	STUBBERFIELD	2:36.707	2:38.217	<b>1.510</b>
11	22	BALLERINI	<b>1:44.206</b>	22	BALLERINI	<b>52.855</b>	11	22	BALLERINI	2:37.061	2:37.061	<b>0.000</b>
12	60	GOUGH	<b>1:44.235</b>	43	PINCHES	<b>53.284</b>	12	60	GOUGH	2:38.515	2:38.515	<b>0.000</b>
13	72	HAMILTON	<b>1:44.900</b>	333	STUBBERFIELD	<b>53.559</b>	13	72	HAMILTON	2:38.517	2:39.716	<b>1.199</b>
14	43	PINCHES	<b>1:45.304</b>	72	HAMILTON	<b>53.617</b>	14	8	BALL	2:38.540	2:38.540	<b>0.000</b>
15	8	BALL	<b>1:45.728</b>	57	MOOK	<b>53.682</b>	15	43	PINCHES	2:38.588	2:38.588	<b>0.000</b>
16	57	MOOK	<b>1:46.071</b>	47	ALDERSLADE	<b>54.166</b>	16	57	MOOK	2:39.753	2:39.753	<b>0.000</b>
17	47	ALDERSLADE	<b>1:46.256</b>	60	GOUGH	<b>54.280</b>	17	47	ALDERSLADE	2:40.422	2:40.422	<b>0.000</b>
18	42	PEARSON	<b>1:48.018</b>	70	BURSCOUGH	<b>54.318</b>	18	70	BURSCOUGH	2:42.540	2:42.765	<b>0.225</b>
19	70	BURSCOUGH	<b>1:48.222</b>	42	PEARSON	<b>54.552</b>	19	42	PEARSON	2:42.570	2:42.570	<b>0.000</b>
20	46	MARSHALL	<b>1:49.672</b>	46	MARSHALL	<b>55.318</b>	20	46	MARSHALL	2:44.990	2:44.990	<b>0.000</b>
21	45	MOORE	<b>1:50.115</b>	45	MOORE	<b>55.661</b>	21	45	MOORE	2:45.776	2:45.776	<b>0.000</b>
22	100	COURT	<b>1:51.955</b>	100	COURT	<b>57.663</b>	22	100	COURT	2:49.618	2:49.618	<b>0.000</b>
23	69	ELLERAY	<b>1:53.197</b>	87	BUTTON	<b>57.982</b>	23	69	ELLERAY	2:51.221	2:52.957	<b>1.736</b>
24	73	TURNER	<b>1:54.186</b>	69	ELLERAY	<b>58.024</b>	24	73	TURNER	2:52.937	2:52.937	<b>0.000</b>
25	77	COLLINS	<b>1:54.575</b>	73	TURNER	<b>58.751</b>	25	77	COLLINS	2:53.346	2:53.346	<b>0.000</b>
26	87	BUTTON	<b>1:55.777</b>	77	COLLINS	<b>58.771</b>	26	87	BUTTON	2:53.759	2:53.759	<b>0.000</b>
27	53	COATES	<b>1:58.612</b>	53	COATES	<b>1:00.773</b>	27	53	COATES	2:59.385	3:00.182	<b>0.797</b>
28	36	ZANUTTO	<b>2:03.092</b>	65	TERRY	<b>1:04.268</b>	28	36	ZANUTTO	3:08.769	3:08.769	<b>0.000</b>
29	65	TERRY	<b>2:06.796</b>	36	ZANUTTO	<b>1:05.677</b>	29	65	TERRY	3:11.064	3:11.822	<b>0.758</b>
30	62	PATERSON	<b>2:17.117</b>				30	199	FROST		2:40.471	
31												

# BMCRC - MRO Championships 2023 - Rnd 3 @ Snetterton

## DFDS Yamaha Past Masters

### QUALIFYING - STATISTICS

**Competitors Started** 31  
**Planned Start** 2023-05-06 @ 09:15:00.000  
**Actual Start** 2023-05-06 @ 09:17:44.428  
**Finish Time** 2023-05-06 @ 09:27:28.411  
**Track Length** 2.9689mi.  
**Total Laps** 116  
**Total Distance Covered** 344.3937mi.

### Session Fastest Lap History

NO	CL	NAME	LAP TIME	TIME OF DAY	LAP	VEHICLE
13		Doug EDMONDSON	<b>2:38.761</b>	09:20:36.220	1	Yamaha TZR 250
117		Stuart HALL	<b>2:38.615</b>	09:20:37.355	1	Yamaha TZR 250
117		Stuart HALL	<b>2:29.208</b>	09:23:06.564	2	Yamaha TZR 250
117		Stuart HALL	<b>2:28.486</b>	09:25:35.050	3	Yamaha TZR 250
13		Doug EDMONDSON	<b>2:24.904</b>	09:28:01.000	4	Yamaha TZR 250

### Flag History

TYPE	TIME OF DAY
GREEN	09:17:44.428
FINISH	09:27:28.411

### Flag Statistics

TYPE	COUNT	TOTAL LAPS	TOTAL TIME
Green	1	4	12:42.163
Red	0	0	0.000
Safety Car	0	0	0.000
FCY	0	0	0.000



# BMCRC - MRO Championships 2023 - Rnd 3 @ Snetterton

## DFDS Yamaha Past Masters

### QUALIFYING - STATISTICS

CLASS :

15 Starters

#### Fastest Lap History

NO	NAME	LAP TIME	TIME OF DAY	LAP	VEHICLE
13	Doug EDMONDSON	<b>2:38.761</b>	09:20:36.220	1	Yamaha TZR 250
117	Stuart HALL	<b>2:38.615</b>	09:20:37.355	1	Yamaha TZR 250
117	Stuart HALL	<b>2:29.208</b>	09:23:06.564	2	Yamaha TZR 250
117	Stuart HALL	<b>2:28.486</b>	09:25:35.050	3	Yamaha TZR 250
13	Doug EDMONDSON	<b>2:24.904</b>	09:28:01.000	4	Yamaha TZR 250

# BMCRC - MRO Championships 2023 - Rnd 3 @ Snetterton

## DFDS Yamaha Past Masters

### QUALIFYING - STATISTICS

CLASS : C

15 Starters

#### Fastest Lap History

NO	NAME	LAP TIME	TIME OF DAY	LAP	VEHICLE
333	Mark STUBBERFIELD	<b>2:49.603</b>	09:20:52.450	1	Yamaha TZR 250
43	Michael PINCHES	<b>2:39.880</b>	09:23:34.166	2	Yamaha TZR 250
26	Damian LEE	<b>2:37.012</b>	09:23:56.621	2	Yamaha TZR 250
26	Damian LEE	<b>2:34.848</b>	09:26:31.472	3	Yamaha TZR 250

# BMCRC - MRO Championships 2023 - Rnd 3 @ Snetterton

## DFDS Yamaha Past Masters

### QUALIFYING - STATISTICS

CLASS : R

1 Starters

#### Fastest Lap History

NO	NAME	LAP TIME	TIME OF DAY	LAP	VEHICLE
47	Roy ALDERSLADE	<b>2:53.881</b>	09:20:57.134	1	Yamaha TZR 250
47	Roy ALDERSLADE	<b>2:44.195</b>	09:23:41.328	2	Yamaha TZR 250
47	Roy ALDERSLADE	<b>2:40.422</b>	09:29:06.678	4	Yamaha TZR 250

**BMCRC - MRO Championships 2023 - Rnd 3 @ Snetterton**
**DFDS Yamaha Past Masters**
**RACE 2 - GRID (5 Laps)**

ROW 11		32	<b>39</b> Robert KEOGH	31	<b>62</b> David PATERSON	
ROW 10	30	<b>65</b> Nigel TERRY	3:11.822	29	<b>36</b> Phil ZANUTTO	
			3:08.769		28	<b>53</b> Alan COATES
ROW 9		27	<b>87</b> Denise BUTTON	2:53.759	26	<b>77</b> Adam COLLINS
					25	<b>69</b> Mark ELLERAY
ROW 8	24	<b>73</b> Colvin TURNER	2:52.937	23	<b>100</b> David COURT	
					22	<b>45</b> Peter MOORE
ROW 7		21	<b>46</b> Kevin MARSHALL	2:44.990	20	<b>70</b> Andrew BURSCOUGH
					19	<b>42</b> Martin PEARSON
ROW 6	18	<b>199</b> Michael FROST	2:40.471	17	<b>47</b> Roy ALDERSLADE	
					16	<b>57</b> Geoff MOOK
ROW 5		15	<b>72</b> John HAMILTON	2:39.716	14	<b>43</b> Michael PINCHES
					13	<b>8</b> David BALL
ROW 4	12	<b>60</b> Danny GOUGH	2:38.515	11	<b>333</b> Mark STUBBERFIELD	
					10	<b>22</b> Rik BALLERINI
ROW 3		9	<b>27</b> Richard HAYWARD	2:35.414	8	<b>28</b> Liam McCARTER
					7	<b>26</b> Damian LEE
ROW 2	6	<b>29</b> Derek CRIPPS	2:34.570	5	<b>74</b> Paul WHITBY	
					4	<b>19</b> Peter BRANTON
ROW 1		3	<b>51</b> Kevin WHOLEY	2:29.549	2	<b>117</b> Stuart HALL
					1	<b>13</b> Doug EDMONDSON
						<b>Pole</b>

Snetterton 300: 2.9689 miles

These results are provisional until the conclusion of any judicial and technical matters.

Clerk Of Course :	Stewards :	Timekeeper : Richard Evans
-------------------	------------	----------------------------

 Results can be found at [www.tsl-timing.com](http://www.tsl-timing.com)

Printed - 09:32 Saturday, 06 May 2023



**BMCRC - MRO Championships 2023 - Rnd 3 @ Snetterton**
**DFDS Yamaha Past Masters**
**RACE 2 - CLASSIFICATION - AMENDED**

POS	NO	CL	PIC NAME	ENTRY	LAPS	TIME	GAP	DIFF	MPH	BEST	ON
1	13		1 Doug EDMONDSON	Yamaha TZR 250 - Stan Stephens Tuning	5	10:56.269			81.43	2:09.451	3
2	51		2 Kevin WHOLEY	Yamaha TZR - Twistgrip Motorcycles	5	10:56.327	0.058	0.058	81.42	2:09.324	4
3	74		3 Paul WHITBY	Yamaha TZR 250 - Greybridge Ltd	5	11:15.713	19.444	19.386	79.08	2:12.575	4
4	117		4 Stuart HALL	Yamaha TZR 250 -	5	11:16.400	20.131	0.687	79.00	2:13.999	2
5	27		5 Richard HAYWARD	Yamaha TZR - GForce/Hayward R Ltd/SnapOn	5	11:22.803	26.534	6.403	78.26	2:14.671	3
6	22		6 Rik BALLERINI	Yamaha TZR 250 - SCLS LTD, CAMBRIDGE MC, G	5	11:23.288	27.019	0.485	78.21	2:15.064	2
7	8		7 David BALL	Yamaha TZR 250 - Gardiner Page and Roe pension	5	11:32.344	36.075	9.056	77.18	2:16.749	5
8	28		8 Liam McCARTER	Yamaha TZR - Katie McCarter	5	11:32.906	36.637	0.562	77.12	2:16.600	5
9	57		9 Geoff MOOK	Yamaha TZR 250 -	5	11:33.499	37.230	0.593	77.05	2:15.380	5
10	26	C	1 Damian LEE	Yamaha TZR 250 - Leed Autos	5	11:33.620	37.351	0.121	77.04	2:17.057	2
11	29		10 Derek CRIPPS	Yamaha TZR - Team FBR	5	11:50.761	54.492	17.141	75.18	2:20.061	3
12	199	C	2 Michael FROST	Yamaha TZR 250 -	5	12:04.964	1:08.695	14.203	73.71	2:21.225	5
13	60	C	3 Danny GOUGH	Yamaha TZR 250 - G Force Motorcycles	5	12:05.515	1:09.246	0.551	73.65	2:21.304	5
14	47	R	1 Roy ALDERSLADE	Yamaha TZR 250 -	5	12:06.772	1:10.503	1.257	73.53	2:21.479	5
15	73	C	4 Colvin TURNER	Yamaha TZR 250 -	5	12:16.759	1:20.490	9.987	72.53	2:24.618	2
16	45		11 Peter MOORE	Yamaha TZR 250 -	5	12:17.274	1:21.005	0.515	72.48	2:23.554	3
17	43	C	5 Michael PINCHES	Yamaha TZR 250 -	5	12:32.631	1:36.362	15.357	71.00	2:26.756	5
18	46	C	6 Kevin MARSHALL	Yamaha TZR 250 - Stacey Processing	5	12:33.574	1:37.305	0.943	70.91	2:27.538	5
19	42	C	7 Martin PEARSON	Yamaha TZR 250 -	5	12:46.598	1:50.329	13.024	69.71	2:30.537	2
20	39	R	2 Robert KEOGH	Yamaha TZR 250 -	5	12:50.494	1:54.225	3.896	69.35	2:22.597	2
21	62	C	8 David PATERSON	Yamaha TZR 250 - The love of a good woman	5	12:52.985	1:56.716	2.491	69.13	2:29.702	5
22	36	C	9 Phil ZANUTTO	Yamaha TZR 250 -	5	12:54.404	1:58.135	1.419	69.00	2:30.019	5
23	100	C	10 David COURT	Yamaha TZR 250 - www.ypmrc.co.uk	5	12:55.429	1:59.160	1.025	68.91	2:29.397	5
24	77	C	11 Adam COLLINS	Yamaha TZR 250 - 2 Cows Racing	5	12:56.348	2:00.079	0.919	68.83	2:29.709	5
25	69	C	12 Mark ELLERAY	Yamaha TZR 250 - Abbot Solutions Ltd	5	12:57.442	2:01.173	1.094	68.73	2:30.041	5
26	87		12 Denise BUTTON	Yamaha TZR 250 -	5	12:59.859	2:03.590	2.417	68.52	2:31.161	5
27	53	C	13 Alan COATES	Yamaha TZR 250 - Clarendon Motorcycles Hull	5	13:12.730	2:16.461	12.871	67.41	2:32.494	5

**NOT CLASSIFIED**

DNF	70		Andrew BURSCOUGH	Yamaha YPVS 350 - Mad biker designs/Martitanium	4	9:17.737	1 Lap	1 Lap	76.65	2:16.862	3
DNF	65	C	Nigel TERRY	Yamaha TZR 250 - NTrap Garage Doors	4	10:53.792	1 Lap	1:36.055	65.39	2:40.079	3
DNF	19		Peter BRANTON	Yamaha TZR 250 -	3	6:51.815	2 Laps	1 Lap	77.86	2:15.413	3
DNF	333	C	Mark STUBBERFIELD	Yamaha TZR 250 - Polished concrete London	1	2:32.962	4 Laps	2 Laps	69.87		

**FASTEST LAP**

51			Kevin WHOLEY	Yamaha TZR - Twistgrip Motorcycles	4	2:09.324		82.64 mph		133.00 kph	
26	C		Damian LEE	Yamaha TZR 250 - Leed Autos	2	2:17.057		77.98 mph		125.50 kph	
47	R		Roy ALDERSLADE	Yamaha TZR 250 -	5	2:21.479		75.54 mph		121.57 kph	

**#199 - Now classified in the Clubman class.**

Class - 92.5% of Race Speed = 75.32 mph  
 Class C - 92.5% of Race Speed = 71.26 mph  
 Class R - 92.5% of Race Speed = 68.01 mph

Weather / Track : Cloudy / Dry

These results are provisional until the conclusion of any judicial and technical matters.

Race Distance: 5 Laps / 14.84 miles

Snetterton 300: 2.9689 miles

Date: 06/05/2023 Start: 11:49 Finish: 12:00

Clerk Of Course :	Stewards :	Timekeeper : Richard Evans
-------------------	------------	----------------------------

 Results can be found at [www.tsl-timing.com](http://www.tsl-timing.com)

Printed - 12:33 Saturday, 06 May 2023



# BMCRC - MRO Championships 2023 - Rnd 3 @ Snetterton

## DFDS Yamaha Past Masters

### RACE 2 - LAP CHART

LAP 1 @ 11:52:06.520			53	1:03.157	2:39.799	65	2:07.211	2:43.643
NO	BEHIND	LAP TIME	LAP 3 @ 11:56:26.656			LAP 5 @ 12:00:46.359		
13		2:16.430	NO	BEHIND	LAP TIME	NO	BEHIND	LAP TIME
51	0.222	2:16.652	13		2:09.451	13		2:09.688
117	2.137	2:18.567	51	0.793	2:09.861	51	0.058	2:09.644
19	3.903	2:20.333	117	10.668	2:14.668	74	19.444	2:13.732
74	4.400	2:20.830	74	12.840	2:13.528	117	20.131	2:14.661
22	5.012	2:21.442	22	15.039	2:15.099	27	26.534	2:15.086
27	5.450	2:21.880	19	15.249	2:15.413	22	27.019	2:15.776
28	6.370	2:22.800	27	15.282	2:14.671	8	36.075	2:16.749
26	7.376	2:23.806	26	21.455	2:17.158	28	36.637	2:16.600
8	7.863	2:24.293	8	22.117	2:17.164	57	37.230	2:15.380
57	9.130	2:25.560	28	22.461	2:18.793	26	37.351	2:18.170
70	10.197	2:26.627	57	23.766	2:16.746	29	54.492	2:20.335
29	13.136	2:29.566	70	24.143	2:16.862	199	1:08.695	2:21.225
333	16.532	2:32.962	29	33.568	2:20.061	60	1:09.246	2:21.304
199	16.558	2:32.988	199	44.600	2:22.181	47	1:10.503	2:21.479
60	16.638	2:33.068	60	45.218	2:23.318	73	1:20.490	2:25.926
73	18.067	2:34.497	39	45.673	2:22.895	45	1:21.005	2:27.278
47	18.236	2:34.666	47	46.465	2:23.791	43	1:36.362	2:26.756
39	20.317	2:36.747	73	48.756	2:26.207	46	1:37.305	2:27.538
43	20.407	2:36.837	45	48.910	2:23.554	42	1:50.329	2:31.903
45	20.508	2:36.938	43	1:00.686	2:30.593	39	1:54.225	2:30.334
46	22.192	2:38.622	46	1:01.286	2:30.787	62	1:56.716	2:29.702
42	24.863	2:41.293	42	1:06.378	2:31.114	36	1:58.135	2:30.019
36	27.956	2:44.386	62	1:16.118	2:33.263	100	1:59.160	2:29.397
62	28.547	2:44.977	36	1:16.642	2:33.024	77	2:00.079	2:29.709
87	29.496	2:45.926	100	1:16.879	2:33.123	69	2:01.173	2:30.041
69	29.857	2:46.287	69	1:17.597	2:33.548	87	2:03.590	2:31.161
100	30.050	2:46.480	87	1:18.935	2:33.231	53	2:16.461	2:32.494
65	32.422	2:48.852	77	1:19.062	2:33.221			
77	32.722	2:49.152	53	1:30.189	2:36.483			
53	34.043	2:50.473	65	1:33.583	2:40.079			

LAP 2 @ 11:54:17.205			LAP 4 @ 11:58:36.671		
NO	BEHIND	LAP TIME	NO	BEHIND	LAP TIME
13		2:10.685	13		2:10.015
51	0.383	2:10.846	51	0.102	2:09.324
117	5.451	2:13.999	117	15.158	2:14.505
74	8.763	2:15.048	74	15.400	2:12.575
19	9.287	2:16.069	22	20.931	2:15.907
22	9.391	2:15.064	27	21.136	2:15.869
27	10.062	2:15.297	26	28.869	2:17.429
28	13.119	2:17.434	8	29.014	2:16.912
26	13.748	2:17.057	28	29.725	2:17.279
8	14.404	2:17.226	70	31.156	2:17.028
57	16.471	2:18.026	57	31.538	2:17.787
70	16.732	2:17.220	29	43.845	2:20.292
29	22.958	2:20.507	199	57.158	2:22.573
60	31.351	2:25.398	60	57.630	2:22.427
199	31.870	2:25.997	47	58.712	2:22.262
73	32.000	2:24.618	45	1:03.415	2:24.520
47	32.125	2:24.574	73	1:04.252	2:25.511
39	32.229	2:22.597	43	1:19.294	2:28.623
45	34.807	2:24.984	46	1:19.455	2:28.184
43	39.544	2:29.822	42	1:28.114	2:31.751
46	39.950	2:28.443	39	1:33.579	2:57.921
42	44.715	2:30.537	62	1:36.702	2:30.599
62	52.306	2:34.444	36	1:37.804	2:31.177
36	53.069	2:35.798	100	1:39.451	2:32.587
100	53.207	2:33.842	77	1:40.058	2:31.011
69	53.500	2:34.328	69	1:40.820	2:33.238
87	55.155	2:36.344	87	1:42.117	2:33.197
77	55.292	2:33.255	53	1:53.655	2:33.481
65	1:02.955	2:41.218			

Weather / Track : Cloudy / Dry

Snetterton 300: 2.9689 miles  
Date: 06/05/2023 Start: 11:49 Finish: 12:00

Results can be found at [www.tsl-timing.com](http://www.tsl-timing.com)

Printed - 12:04 Saturday, 06 May 2023

# BMCRC - MRO Championships 2023 - Rnd 3 @ Snetterton

## DFDS Yamaha Past Masters

### RACE 2 - POSITION CHART

No	Name	Lap Pos	Lap				
			1	2	3	4	5
13	EDMONDSON	1	13	13	13	13	13
117	HALL	2	51	51	51	51	51
51	WHOLEY	3	117	117	117	117	74
19	BRANTON	4	19	74	74	74	117
74	WHITBY	5	74	19	22	22	27
29	CRIPPS	6	22	22	19	27	22
26	LEE	7	27	27	27	26	8
28	McCARTER	8	28	28	26	8	28
27	HAYWARD	9	26	26	8	28	57
22	BALLERINI	10	8	8	28	70	26
333	STUBBERFIELD	11	57	57	57	57	29
60	GOUGH	12	70	70	70	29	199
8	BALL	13	29	29	29	199	60
43	PINCHES	14	333	60	199	60	47
57	MOOK	15	199	199	60	47	73
47	ALDERSLADE	16	60	73	39	45	45
199	FROST	17	73	47	47	73	43
42	PEARSON	18	47	39	73	43	46
70	BURSCOUGH	19	39	45	45	46	42
46	MARSHALL	20	43	43	43	42	39
45	MOORE	21	45	46	46	39	62
100	COURT	22	46	42	42	62	36
73	TURNER	23	42	62	62	36	100
69	ELLERAY	24	36	36	36	100	77
77	COLLINS	25	62	100	100	77	69
87	BUTTON	26	87	69	69	69	87
53	COATES	27	69	87	87	87	53
36	ZANUTTO	28	100	77	77	53	
65	TERRY	29	65	65	53	65	
62	PATERSON	30	77	53	65		
39	KEOGH	31	53				

# BMCRC - MRO Championships 2023 - Rnd 3 @ Snetterton

## DFDS Yamaha Past Masters

### RACE 2 - SECTOR ANALYSIS



SECTOR 1 = FL to I1, SECTOR 2 = I1 to FL, DIFF = Difference To Personal Best Lap, P = Crossed Finish Line in Pit Lane, D = Time Disallowed

P1 13		Doug EDMONDSON		Yamaha TZR 250 - Stan Stephens Tuning		
IDEAL LAP TIME : 2:09.451		BEST LAP TIME : 2:09.451		DIFFERENCE : 0.000		
LAP	SECTOR 1	SECTOR 2	LAP TIME	MPH	DIFF	TIME OF DAY
1 -		43.684	2:16.430	78.34	6.979	11:52:06.520
2 -	1:27.271	43.414	2:10.685	81.78	1.234	11:54:17.205
3 -	<b>1:26.411</b>	<b>43.040</b>	<b>2:09.451 (1)</b>	<b>82.56</b>		<b>11:56:26.656</b>
4 -	1:26.968	43.047	2:10.015 (3)	82.20	0.564	11:58:36.671
5 -	1:26.603	43.085	2:09.688 (2)	82.41	0.237	12:00:46.359

P2 51		Kevin WHOLEY		Yamaha TZR - Twistgrip Motorcycles		
IDEAL LAP TIME : 2:08.854		BEST LAP TIME : 2:09.324		DIFFERENCE : 0.470		
LAP	SECTOR 1	SECTOR 2	LAP TIME	MPH	DIFF	TIME OF DAY
1 -		43.820	2:16.652	78.21	7.328	11:52:06.742
2 -	1:27.319	43.527	2:10.846	81.68	1.522	11:54:17.588
3 -	1:26.966	42.895	2:09.861 (3)	82.30	0.537	11:56:27.449
4 -	1:26.947	<b>42.377</b>	<b>2:09.324 (1)</b>	<b>82.64</b>		<b>11:58:36.773</b>
5 -	<b>1:26.477</b>	43.167	2:09.644 (2)	82.44	0.320	12:00:46.417

P3 74		Paul WHITBY		Yamaha TZR 250 - Greybridge Ltd		
IDEAL LAP TIME : 2:12.575		BEST LAP TIME : 2:12.575		DIFFERENCE : 0.000		
LAP	SECTOR 1	SECTOR 2	LAP TIME	MPH	DIFF	TIME OF DAY
1 -		44.702	2:20.830	75.89	8.255	11:52:10.920
2 -	1:30.003	45.045	2:15.048	79.14	2.473	11:54:25.968
3 -	1:28.874	44.654	2:13.528 (2)	80.04	0.953	11:56:39.496
4 -	<b>1:28.522</b>	<b>44.053</b>	<b>2:12.575 (1)</b>	<b>80.61</b>		<b>11:58:52.071</b>
5 -	1:28.934	44.798	2:13.732 (3)	79.92	1.157	12:01:05.803

P4 117		Stuart HALL		Yamaha TZR 250 -		
IDEAL LAP TIME : 2:13.970		BEST LAP TIME : 2:13.999		DIFFERENCE : 0.029		
LAP	SECTOR 1	SECTOR 2	LAP TIME	MPH	DIFF	TIME OF DAY
1 -		<b>44.492</b>	2:18.567	77.13	4.568	11:52:08.657
2 -	<b>1:29.478</b>	44.521	<b>2:13.999 (1)</b>	<b>79.76</b>		<b>11:54:22.656</b>
3 -	1:29.510	45.158	2:14.668	79.36	0.669	11:56:37.324
4 -	1:29.964	44.541	2:14.505 (2)	79.46	0.506	11:58:51.829
5 -	1:29.951	44.710	2:14.661 (3)	79.37	0.662	12:01:06.490

P5 27		Richard HAYWARD		Yamaha TZR - GForce/Hayward R Ltd/SnapOn		
IDEAL LAP TIME : 2:14.671		BEST LAP TIME : 2:14.671		DIFFERENCE : 0.000		
LAP	SECTOR 1	SECTOR 2	LAP TIME	MPH	DIFF	TIME OF DAY
1 -		44.631	2:21.880	75.33	7.209	11:52:11.970
2 -	1:30.128	45.169	2:15.297 (3)	78.99	0.626	11:54:27.267
3 -	<b>1:30.119</b>	<b>44.552</b>	<b>2:14.671 (1)</b>	<b>79.36</b>		<b>11:56:41.938</b>
4 -	1:30.975	44.894	2:15.869	78.66	1.198	11:58:57.807
5 -	1:30.488	44.598	2:15.086 (2)	79.12	0.415	12:01:12.893

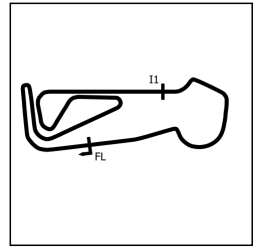
P6 22		Rik BALLERINI		Yamaha TZR 250 - SCLS LTD, CAMBRIDGE MC, GECKO RAC		
IDEAL LAP TIME : 2:14.757		BEST LAP TIME : 2:15.064		DIFFERENCE : 0.307		
LAP	SECTOR 1	SECTOR 2	LAP TIME	MPH	DIFF	TIME OF DAY
1 -		<b>44.586</b>	2:21.442	75.56	6.378	11:52:11.532
2 -	<b>1:30.171</b>	44.893	<b>2:15.064 (1)</b>	<b>79.13</b>		<b>11:54:26.596</b>
3 -	1:30.511	44.588	2:15.099 (2)	79.11	0.035	11:56:41.695
4 -	1:30.792	45.115	2:15.907	78.64	0.843	11:58:57.602
5 -	1:30.657	45.119	2:15.776 (3)	78.71	0.712	12:01:13.378



# BMCRC - MRO Championships 2023 - Rnd 3 @ Snetterton

## DFDS Yamaha Past Masters

### RACE 2 - SECTOR ANALYSIS



SECTOR 1 = FL to I1, SECTOR 2 = I1 to FL, DIFF = Difference To Personal Best Lap, P = Crossed Finish Line in Pit Lane, D = Time Disallowed

P7 8		David BALL		Yamaha TZR 250 - Gardiner Page and Roe pension consultants		
IDEAL LAP TIME : 2:16.386		BEST LAP TIME : 2:16.749		DIFFERENCE : 0.363		
LAP	SECTOR 1	SECTOR 2	LAP TIME	MPH	DIFF	TIME OF DAY
1 -		<b>45.349</b>	2:24.293	74.07	7.544	11:52:14.383
2 -	1:31.160	46.066	2:17.226	77.88	0.477	11:54:31.609
3 -	1:31.220	45.944	2:17.164 (3)	77.92	0.415	11:56:48.773
4 -	<b>1:31.037</b>	45.875	2:16.912 (2)	78.06	0.163	11:59:05.685
5 -	1:31.365	45.384	<b>2:16.749 (1)</b>	<b>78.15</b>		<b>12:01:22.434</b>

P8 28		Liam McCARTER		Yamaha TZR - Katie McCarter		
IDEAL LAP TIME : 2:16.294		BEST LAP TIME : 2:16.600		DIFFERENCE : 0.306		
LAP	SECTOR 1	SECTOR 2	LAP TIME	MPH	DIFF	TIME OF DAY
1 -		45.199	2:22.800	74.84	6.200	11:52:12.890
2 -	1:31.803	45.631	2:17.434 (3)	77.76	0.834	11:54:30.324
3 -	1:32.814	45.979	2:18.793	77.00	2.193	11:56:49.117
4 -	<b>1:31.189</b>	46.090	2:17.279 (2)	77.85	0.679	11:59:06.396
5 -	1:31.495	<b>45.105</b>	<b>2:16.600 (1)</b>	<b>78.24</b>		<b>12:01:22.996</b>

P9 57		Geoff MOOK		Yamaha TZR 250 -		
IDEAL LAP TIME : 2:15.380		BEST LAP TIME : 2:15.380		DIFFERENCE : 0.000		
LAP	SECTOR 1	SECTOR 2	LAP TIME	MPH	DIFF	TIME OF DAY
1 -		45.394	2:25.560	73.42	10.180	11:52:15.650
2 -	1:32.159	45.867	2:18.026	77.43	2.646	11:54:33.676
3 -	1:31.313	45.433	2:16.746 (2)	78.16	1.366	11:56:50.422
4 -	1:32.026	45.761	2:17.787 (3)	77.56	2.407	11:59:08.209
5 -	<b>1:30.566</b>	<b>44.814</b>	<b>2:15.380 (1)</b>	<b>78.94</b>		<b>12:01:23.589</b>

P10 26 C		Damian LEE		Yamaha TZR 250 - Leed Autos		
IDEAL LAP TIME : 2:16.678		BEST LAP TIME : 2:17.057		DIFFERENCE : 0.379		
LAP	SECTOR 1	SECTOR 2	LAP TIME	MPH	DIFF	TIME OF DAY
1 -		<b>45.178</b>	2:23.806	74.32	6.749	11:52:13.896
2 -	<b>1:31.500</b>	45.557	<b>2:17.057 (1)</b>	<b>77.98</b>		<b>11:54:30.953</b>
3 -	1:31.571	45.587	2:17.158 (2)	77.92	0.101	11:56:48.111
4 -	1:31.601	45.828	2:17.429 (3)	77.77	0.372	11:59:05.540
5 -	1:32.560	45.610	2:18.170	77.35	1.113	12:01:23.710

P11 29		Derek CRIPPS		Yamaha TZR - Team FBR		
IDEAL LAP TIME : 2:19.480		BEST LAP TIME : 2:20.061		DIFFERENCE : 0.581		
LAP	SECTOR 1	SECTOR 2	LAP TIME	MPH	DIFF	TIME OF DAY
1 -		47.882	2:29.566	71.46	9.505	11:52:19.656
2 -	1:34.246	46.261	2:20.507	76.06	0.446	11:54:40.163
3 -	1:34.150	<b>45.911</b>	<b>2:20.061 (1)</b>	<b>76.31</b>		<b>11:57:00.224</b>
4 -	<b>1:33.569</b>	46.723	2:20.292 (2)	76.18	0.231	11:59:20.516
5 -	1:34.035	46.300	2:20.335 (3)	76.16	0.274	12:01:40.851

P12 199		Michael FROST		Yamaha TZR 250 -		
IDEAL LAP TIME : 2:21.225		BEST LAP TIME : 2:21.225		DIFFERENCE : 0.000		
LAP	SECTOR 1	SECTOR 2	LAP TIME	MPH	DIFF	TIME OF DAY
1 -		48.937	2:32.988	69.86	11.763	11:52:23.078
2 -	1:36.826	49.171	2:25.997	73.20	4.772	11:54:49.075
3 -	1:35.053	47.128	2:22.181 (2)	75.17	0.956	11:57:11.256
4 -	1:35.353	47.220	2:22.573 (3)	74.96	1.348	11:59:33.829
5 -	<b>1:34.727</b>	<b>46.498</b>	<b>2:21.225 (1)</b>	<b>75.68</b>		<b>12:01:55.054</b>

# BMCRC - MRO Championships 2023 - Rnd 3 @ Snetterton

## DFDS Yamaha Past Masters

### RACE 2 - SECTOR ANALYSIS



SECTOR 1 = FL to I1, SECTOR 2 = I1 to FL, DIFF = Difference To Personal Best Lap, P = Crossed Finish Line in Pit Lane, D = Time Disallowed

P13 60 C		Danny GOUGH		Yamaha TZR 250 - G Force Motorcycles		
IDEAL LAP TIME : 2:21.304		BEST LAP TIME : 2:21.304		DIFFERENCE : 0.000		
LAP	SECTOR 1	SECTOR 2	LAP TIME	MPH	DIFF	TIME OF DAY
1 -		48.652	2:33.068	69.82	11.764	11:52:23.158
2 -	1:36.148	49.250	2:25.398	73.50	4.094	11:54:48.556
3 -	1:35.510	47.808	2:23.318 (3)	74.57	2.014	11:57:11.874
4 -	1:34.743	47.684	2:22.427 (2)	75.04	1.123	11:59:34.301
5 -	<b>1:34.309</b>	<b>46.995</b>	<b>2:21.304 (1)</b>	<b>75.63</b>		<b>12:01:55.605</b>

P14 47 R		Roy ALDERSLADE		Yamaha TZR 250 -		
IDEAL LAP TIME : 2:21.479		BEST LAP TIME : 2:21.479		DIFFERENCE : 0.000		
LAP	SECTOR 1	SECTOR 2	LAP TIME	MPH	DIFF	TIME OF DAY
1 -		49.094	2:34.666	69.10	13.187	11:52:24.756
2 -	1:35.874	48.700	2:24.574	73.92	3.095	11:54:49.330
3 -	1:36.133	47.658	2:23.791 (3)	74.33	2.312	11:57:13.121
4 -	1:34.678	47.584	2:22.262 (2)	75.12	0.783	11:59:35.383
5 -	<b>1:34.481</b>	<b>46.998</b>	<b>2:21.479 (1)</b>	<b>75.54</b>		<b>12:01:56.862</b>

P15 73 C		Colvin TURNER		Yamaha TZR 250 -		
IDEAL LAP TIME : 2:23.774		BEST LAP TIME : 2:24.618		DIFFERENCE : 0.844		
LAP	SECTOR 1	SECTOR 2	LAP TIME	MPH	DIFF	TIME OF DAY
1 -		49.167	2:34.497	69.17	9.879	11:52:24.587
2 -	<b>1:35.306</b>	49.312	<b>2:24.618 (1)</b>	<b>73.90</b>		<b>11:54:49.205</b>
3 -	1:36.637	49.570	2:26.207	73.10	1.589	11:57:15.412
4 -	1:36.856	48.655	2:25.511 (2)	73.45	0.893	11:59:40.923
5 -	1:37.458	<b>48.468</b>	2:25.926 (3)	73.24	1.308	12:02:06.849

P16 45		Peter MOORE		Yamaha TZR 250 -		
IDEAL LAP TIME : 2:23.554		BEST LAP TIME : 2:23.554		DIFFERENCE : 0.000		
LAP	SECTOR 1	SECTOR 2	LAP TIME	MPH	DIFF	TIME OF DAY
1 -		50.052	2:36.938	68.10	13.384	11:52:27.028
2 -	1:36.626	48.358	2:24.984 (3)	73.71	1.430	11:54:52.012
3 -	<b>1:35.564</b>	<b>47.990</b>	<b>2:23.554 (1)</b>	<b>74.45</b>		<b>11:57:15.566</b>
4 -	1:35.931	48.589	2:24.520 (2)	73.95	0.966	11:59:40.086
5 -	1:37.567	49.711	2:27.278	72.57	3.724	12:02:07.364

P17 43 C		Michael PINCHES		Yamaha TZR 250 -		
IDEAL LAP TIME : 2:26.756		BEST LAP TIME : 2:26.756		DIFFERENCE : 0.000		
LAP	SECTOR 1	SECTOR 2	LAP TIME	MPH	DIFF	TIME OF DAY
1 -		50.186	2:36.837	68.14	10.081	11:52:26.927
2 -	1:39.479	50.343	2:29.822 (3)	71.33	3.066	11:54:56.749
3 -	1:39.419	51.174	2:30.593	70.97	3.837	11:57:27.342
4 -	1:38.629	49.994	2:28.623 (2)	71.91	1.867	11:59:55.965
5 -	<b>1:37.668</b>	<b>49.088</b>	<b>2:26.756 (1)</b>	<b>72.82</b>		<b>12:02:22.721</b>

P18 46 C		Kevin MARSHALL		Yamaha TZR 250 - Stacey Processing		
IDEAL LAP TIME : 2:27.538		BEST LAP TIME : 2:27.538		DIFFERENCE : 0.000		
LAP	SECTOR 1	SECTOR 2	LAP TIME	MPH	DIFF	TIME OF DAY
1 -		49.939	2:38.622	67.38	11.084	11:52:28.712
2 -	1:38.598	49.845	2:28.443 (3)	72.00	0.905	11:54:57.155
3 -	1:39.836	50.951	2:30.787	70.88	3.249	11:57:27.942
4 -	1:38.834	49.350	2:28.184 (2)	72.12	0.646	11:59:56.126
5 -	<b>1:38.470</b>	<b>49.068</b>	<b>2:27.538 (1)</b>	<b>72.44</b>		<b>12:02:23.664</b>

# BMCR - MRO Championships 2023 - Rnd 3 @ Snetterton

## DFDS Yamaha Past Masters

### RACE 2 - SECTOR ANALYSIS



SECTOR 1 = FL to I1, SECTOR 2 = I1 to FL, DIFF = Difference To Personal Best Lap, P = Crossed Finish Line in Pit Lane, D = Time Disallowed

P19 42 C		Martin PEARSON		Yamaha TZR 250 -		
IDEAL LAP TIME : 2:30.537		BEST LAP TIME : 2:30.537		DIFFERENCE : 0.000		
LAP	SECTOR 1	SECTOR 2	LAP TIME	MPH	DIFF	TIME OF DAY
1 -		50.408	2:41.293	66.26	10.756	11:52:31.383
2 -	<b>1:40.348</b>	<b>50.189</b>	<b>2:30.537 (1)</b>	<b>70.99</b>		<b>11:55:01.920</b>
3 -	1:40.576	50.538	2:31.114 (2)	70.72	0.577	11:57:33.034
4 -	1:41.270	50.481	2:31.751 (3)	70.43	1.214	12:00:04.785
5 -	1:40.492	51.411	2:31.903	70.36	1.366	12:02:36.688

P20 39 R		Robert KEOGH		Yamaha TZR 250 -		
IDEAL LAP TIME : 2:22.057		BEST LAP TIME : 2:22.597		DIFFERENCE : 0.540		
LAP	SECTOR 1	SECTOR 2	LAP TIME	MPH	DIFF	TIME OF DAY
1 -		48.454	2:36.747	68.18	14.150	11:52:26.837
2 -	1:35.724	<b>46.873</b>	<b>2:22.597 (1)</b>	<b>74.95</b>		<b>11:54:49.434</b>
3 -	<b>1:35.184</b>	47.711	2:22.895 (2)	74.79	0.298	11:57:12.329
4 -	2:06.460	51.461	2:57.921	60.07	35.324	12:00:10.250
5 -	1:41.663	48.671	2:30.334 (3)	71.09	7.737	12:02:40.584

P21 62 C		David PATERSON		Yamaha TZR 250 - The love of a good woman		
IDEAL LAP TIME : 2:29.702		BEST LAP TIME : 2:29.702		DIFFERENCE : 0.000		
LAP	SECTOR 1	SECTOR 2	LAP TIME	MPH	DIFF	TIME OF DAY
1 -		51.958	2:44.977	64.78	15.275	11:52:35.067
2 -	1:42.164	52.280	2:34.444	69.20	4.742	11:55:09.511
3 -	1:41.522	51.741	2:33.263 (3)	69.73	3.561	11:57:42.774
4 -	1:39.757	50.842	2:30.599 (2)	70.97	0.897	12:00:13.373
5 -	<b>1:39.213</b>	<b>50.489</b>	<b>2:29.702 (1)</b>	<b>71.39</b>		<b>12:02:43.075</b>

P22 36 C		Phil ZANUTTO		Yamaha TZR 250 -		
IDEAL LAP TIME : 2:30.019		BEST LAP TIME : 2:30.019		DIFFERENCE : 0.000		
LAP	SECTOR 1	SECTOR 2	LAP TIME	MPH	DIFF	TIME OF DAY
1 -		52.037	2:44.386	65.01	14.367	11:52:34.476
2 -	1:42.680	53.118	2:35.798	68.60	5.779	11:55:10.274
3 -	1:41.763	51.261	2:33.024 (3)	69.84	3.005	11:57:43.298
4 -	1:40.531	50.646	2:31.177 (2)	70.69	1.158	12:00:14.475
5 -	<b>1:39.439</b>	<b>50.580</b>	<b>2:30.019 (1)</b>	<b>71.24</b>		<b>12:02:44.494</b>

P23 100 C		David COURT		Yamaha TZR 250 - www.ypmrc.co.uk		
IDEAL LAP TIME : 2:29.397		BEST LAP TIME : 2:29.397		DIFFERENCE : 0.000		
LAP	SECTOR 1	SECTOR 2	LAP TIME	MPH	DIFF	TIME OF DAY
1 -		51.812	2:46.480	64.20	17.083	11:52:36.570
2 -	1:41.997	51.845	2:33.842	69.47	4.445	11:55:10.412
3 -	1:41.701	51.422	2:33.123 (3)	69.80	3.726	11:57:43.535
4 -	1:41.709	50.878	2:32.587 (2)	70.04	3.190	12:00:16.122
5 -	<b>1:39.317</b>	<b>50.080</b>	<b>2:29.397 (1)</b>	<b>71.54</b>		<b>12:02:45.519</b>

P24 77 C		Adam COLLINS		Yamaha TZR 250 - 2 Cows Racing		
IDEAL LAP TIME : 2:29.709		BEST LAP TIME : 2:29.709		DIFFERENCE : 0.000		
LAP	SECTOR 1	SECTOR 2	LAP TIME	MPH	DIFF	TIME OF DAY
1 -		52.281	2:49.152	63.18	19.443	11:52:39.242
2 -	1:41.132	52.123	2:33.255	69.74	3.546	11:55:12.497
3 -	1:41.911	51.310	2:33.221 (3)	69.75	3.512	11:57:45.718
4 -	1:40.526	50.485	2:31.011 (2)	70.77	1.302	12:00:16.729
5 -	<b>1:39.802</b>	<b>49.907</b>	<b>2:29.709 (1)</b>	<b>71.39</b>		<b>12:02:46.438</b>

# BMCRC - MRO Championships 2023 - Rnd 3 @ Snetterton

## DFDS Yamaha Past Masters

### RACE 2 - SECTOR ANALYSIS



SECTOR 1 = FL to I1, SECTOR 2 = I1 to FL, DIFF = Difference To Personal Best Lap, P = Crossed Finish Line in Pit Lane, D = Time Disallowed

P25 69 C		Mark ELLERAY		Yamaha TZR 250 - Abbot Solutions Ltd		
IDEAL LAP TIME : 2:29.897		BEST LAP TIME : 2:30.041		DIFFERENCE : 0.144		
LAP	SECTOR 1	SECTOR 2	LAP TIME	MPH	DIFF	TIME OF DAY
1 -		51.735	2:46.287	64.27	16.246	11:52:36.377
2 -	1:41.455	52.873	2:34.328	69.25	4.287	11:55:10.705
3 -	1:42.476	51.072	2:33.548 (3)	69.60	3.507	11:57:44.253
4 -	1:43.485	<b>49.753</b>	2:33.238 (2)	69.74	3.197	12:00:17.491
5 -	<b>1:40.144</b>	49.897	<b>2:30.041 (1)</b>	<b>71.23</b>		<b>12:02:47.532</b>

P26 87		Denise BUTTON		Yamaha TZR 250 -		
IDEAL LAP TIME : 2:31.047		BEST LAP TIME : 2:31.161		DIFFERENCE : 0.114		
LAP	SECTOR 1	SECTOR 2	LAP TIME	MPH	DIFF	TIME OF DAY
1 -		51.789	2:45.926	64.41	14.765	11:52:36.016
2 -	1:43.928	52.416	2:36.344	68.36	5.183	11:55:12.360
3 -	1:41.762	51.469	2:33.231 (3)	69.75	2.070	11:57:45.591
4 -	1:42.559	<b>50.638</b>	2:33.197 (2)	69.76	2.036	12:00:18.788
5 -	<b>1:40.409</b>	50.752	<b>2:31.161 (1)</b>	<b>70.70</b>		<b>12:02:49.949</b>

P27 53 C		Alan COATES		Yamaha TZR 250 - Clarendon Motorcycles Hull		
IDEAL LAP TIME : 2:32.494		BEST LAP TIME : 2:32.494		DIFFERENCE : 0.000		
LAP	SECTOR 1	SECTOR 2	LAP TIME	MPH	DIFF	TIME OF DAY
1 -		53.666	2:50.473	62.69	17.979	11:52:40.563
2 -	1:46.191	53.608	2:39.799	66.88	7.305	11:55:20.362
3 -	1:44.552	51.931	2:36.483 (3)	68.30	3.989	11:57:56.845
4 -	1:42.560	50.921	2:33.481 (2)	69.63	0.987	12:00:30.326
5 -	<b>1:42.121</b>	<b>50.373</b>	<b>2:32.494 (1)</b>	<b>70.08</b>		<b>12:03:02.820</b>

P28 70		Andrew BURSCOUGH		Yamaha YPVS 350 - Mad biker designs/Martitanium		
IDEAL LAP TIME : 2:16.507		BEST LAP TIME : 2:16.862		DIFFERENCE : 0.355		
LAP	SECTOR 1	SECTOR 2	LAP TIME	MPH	DIFF	TIME OF DAY
1 -		<b>45.507</b>	2:26.627	72.89	9.765	11:52:16.717
2 -	1:31.708	45.512	2:17.220 (3)	77.89	0.358	11:54:33.937
3 -	1:31.223	45.639	<b>2:16.862 (1)</b>	<b>78.09</b>		<b>11:56:50.799</b>
4 -	<b>1:31.000</b>	46.028	2:17.028 (2)	77.99	0.166	11:59:07.827

P29 65 C		Nigel TERRY		Yamaha TZR 250 - NTrap Garage Doors		
IDEAL LAP TIME : 2:39.180		BEST LAP TIME : 2:40.079		DIFFERENCE : 0.899		
LAP	SECTOR 1	SECTOR 2	LAP TIME	MPH	DIFF	TIME OF DAY
1 -		<b>52.352</b>	2:48.852	63.29	8.773	11:52:38.942
2 -	1:47.576	53.642	2:41.218 (2)	66.29	1.139	11:55:20.160
3 -	<b>1:46.828</b>	53.251	<b>2:40.079 (1)</b>	<b>66.76</b>		<b>11:58:00.239</b>
4 -	1:48.770	54.873	2:43.643 (3)	65.31	3.564	12:00:43.882

P30 19		Peter BRANTON		Yamaha TZR 250 -		
IDEAL LAP TIME : 2:14.613		BEST LAP TIME : 2:15.413		DIFFERENCE : 0.800		
LAP	SECTOR 1	SECTOR 2	LAP TIME	MPH	DIFF	TIME OF DAY
1 -		<b>44.561</b>	2:20.333	76.16	4.920	11:52:10.423
2 -	1:30.708	45.361	2:16.069 (2)	78.54	0.656	11:54:26.492
3 -	<b>1:30.052</b>	45.361	<b>2:15.413 (1)</b>	<b>78.92</b>		<b>11:56:41.905</b>

P31 333 C		Mark STUBBERFIELD		Yamaha TZR 250 - Polished concrete London		
IDEAL LAP TIME :		BEST LAP TIME :		DIFFERENCE :		
LAP	SECTOR 1	SECTOR 2	LAP TIME	MPH	DIFF	TIME OF DAY
1 -		<b>49.055</b>	2:32.962	69.87		11:52:23.052

# BMCRC - MRO Championships 2023 - Rnd 3 @ Snetterton

## DFDS Yamaha Past Masters

### RACE 2 - BEST SECTORS

SECTOR 1			SECTOR 2			IDEAL / BEST COMPARISON						
POS	NO	NAME	TIME	NO	NAME	TIME	POS	NO	NAME	IDEAL	BEST	DIFF
									<b>PERFECT LAP</b>	<b>2:08.788</b>		
1	13	EDMONDSON	1:26.411	51	WHOLEY	42.377	1	51	WHOLEY	2:08.854	2:09.324	0.470
2	51	WHOLEY	1:26.477	13	EDMONDSON	43.040	2	13	EDMONDSON	2:09.451	2:09.451	0.000
3	74	WHITBY	1:28.522	74	WHITBY	44.053	3	74	WHITBY	2:12.575	2:12.575	0.000
4	117	HALL	1:29.478	117	HALL	44.492	4	117	HALL	2:13.970	2:13.999	0.029
5	19	BRANTON	1:30.052	27	HAYWARD	44.552	5	19	BRANTON	2:14.613	2:15.413	0.800
6	27	HAYWARD	1:30.119	19	BRANTON	44.561	6	27	HAYWARD	2:14.671	2:14.671	0.000
7	22	BALLERINI	1:30.171	22	BALLERINI	44.586	7	22	BALLERINI	2:14.757	2:15.064	0.307
8	57	MOOK	1:30.566	57	MOOK	44.814	8	57	MOOK	2:15.380	2:15.380	0.000
9	70	BURSCOUGH	1:31.000	28	McCARTER	45.105	9	28	McCARTER	2:16.294	2:16.600	0.306
10	8	BALL	1:31.037	26	LEE	45.178	10	8	BALL	2:16.386	2:16.749	0.363
11	28	McCARTER	1:31.189	8	BALL	45.349	11	70	BURSCOUGH	2:16.507	2:16.862	0.355
12	26	LEE	1:31.500	70	BURSCOUGH	45.507	12	26	LEE	2:16.678	2:17.057	0.379
13	29	CRIPPS	1:33.569	29	CRIPPS	45.911	13	29	CRIPPS	2:19.480	2:20.061	0.581
14	60	GOUGH	1:34.309	199	FROST	46.498	14	199	FROST	2:21.225	2:21.225	0.000
15	47	ALDERSLADE	1:34.481	39	KEOGH	46.873	15	60	GOUGH	2:21.304	2:21.304	0.000
16	199	FROST	1:34.727	60	GOUGH	46.995	16	47	ALDERSLADE	2:21.479	2:21.479	0.000
17	39	KEOGH	1:35.184	47	ALDERSLADE	46.998	17	39	KEOGH	2:22.057	2:22.597	0.540
18	73	TURNER	1:35.306	45	MOORE	47.990	18	45	MOORE	2:23.554	2:23.554	0.000
19	45	MOORE	1:35.564	73	TURNER	48.468	19	73	TURNER	2:23.774	2:24.618	0.844
20	43	PINCHES	1:37.668	333	STUBBERFIELD	49.055	20	43	PINCHES	2:26.756	2:26.756	0.000
21	46	MARSHALL	1:38.470	46	MARSHALL	49.068	21	46	MARSHALL	2:27.538	2:27.538	0.000
22	62	PATERSON	1:39.213	43	PINCHES	49.088	22	100	COURT	2:29.397	2:29.397	0.000
23	100	COURT	1:39.317	69	ELLERAY	49.753	23	62	PATERSON	2:29.702	2:29.702	0.000
24	36	ZANUTTO	1:39.439	77	COLLINS	49.907	24	77	COLLINS	2:29.709	2:29.709	0.000
25	77	COLLINS	1:39.802	100	COURT	50.080	25	69	ELLERAY	2:29.897	2:30.041	0.144
26	69	ELLERAY	1:40.144	42	PEARSON	50.189	26	36	ZANUTTO	2:30.019	2:30.019	0.000
27	42	PEARSON	1:40.348	53	COATES	50.373	27	42	PEARSON	2:30.537	2:30.537	0.000
28	87	BUTTON	1:40.409	62	PATERSON	50.489	28	87	BUTTON	2:31.047	2:31.161	0.114
29	53	COATES	1:42.121	36	ZANUTTO	50.580	29	53	COATES	2:32.494	2:32.494	0.000
30	65	TERRY	1:46.828	87	BUTTON	50.638	30	65	TERRY	2:39.180	2:40.079	0.899
31				65	TERRY	52.352	31	333	STUBBERFIELD			

# BMCRC - MRO Championships 2023 - Rnd 3 @ Snetterton

## DFDS Yamaha Past Masters

### RACE 2 - STATISTICS

**Competitors Started** 31  
**Planned Start** 2023-05-06 @ 11:55:00.000  
**Actual Start** 2023-05-06 @ 11:49:50.089  
**Finish Time** 2023-05-06 @ 12:00:46.358  
**Track Length** 2.9689mi.  
**Total Laps** 147  
**Total Distance Covered** 436.4299mi.

#### Session Fastest Lap History

NO	CL	NAME	LAP TIME	TIME OF DAY	LAP	VEHICLE
13		Doug EDMONDSON	<b>2:10.685</b>	11:54:17.212	2	Yamaha TZR 250
13		Doug EDMONDSON	<b>2:09.451</b>	11:56:26.662	3	Yamaha TZR 250
51		Kevin WHOLEY	<b>2:09.324</b>	11:58:36.792	4	Yamaha TZR

#### Session Leader History

NO	CL	NAME	FROM LAP	LAPS LED	DISTANCE	VEHICLE
13		Doug EDMONDSON	1	5	14.84 miles	Yamaha TZR 250

#### Flag History

TYPE	TIME OF DAY
GREEN	11:49:50.089
FINISH	12:00:46.358

#### Flag Statistics

TYPE	COUNT	TOTAL LAPS	TOTAL TIME
Green	1	5	13:43.428
Red	0	0	0.000
Safety Car	0	0	0.000
FCY	0	0	0.000

# BMCRC - MRO Championships 2023 - Rnd 3 @ Snetterton

## DFDS Yamaha Past Masters

### RACE 2 - STATISTICS

**CLASS :**

15 Starters

#### Fastest Lap History

NO	NAME	LAP TIME	TIME OF DAY	LAP	VEHICLE
13	Doug EDMONDSON	<b>2:10.685</b>	11:54:17.212	2	Yamaha TZR 250
13	Doug EDMONDSON	<b>2:09.451</b>	11:56:26.662	3	Yamaha TZR 250
51	Kevin WHOLEY	<b>2:09.324</b>	11:58:36.792	4	Yamaha TZR

#### Leader History

NO	NAME	FROM LAP	LAPS LED	DISTANCE	VEHICLE
13	Doug EDMONDSON	1	5	14.84 miles	Yamaha TZR 250

# BMCRC - MRO Championships 2023 - Rnd 3 @ Snetterton

## DFDS Yamaha Past Masters

### RACE 2 - STATISTICS

**CLASS : C**

14 Starters

#### Fastest Lap History

NO	NAME	LAP TIME	TIME OF DAY	LAP	VEHICLE
26	Damian LEE	<b>2:17.057</b>	11:54:30.959	2	Yamaha TZR 250

#### Leader History

NO	NAME	FROM LAP	LAPS LED	DISTANCE	VEHICLE
26	Damian LEE	1	5	14.84 miles	Yamaha TZR 250



# BMCRC - MRO Championships 2023 - Rnd 3 @ Snetterton

## DFDS Yamaha Past Masters

### RACE 2 - STATISTICS

CLASS : R

2 Starters

#### Fastest Lap History

NO	NAME	LAP TIME	TIME OF DAY	LAP	VEHICLE
47	Roy ALDERSLADE	2:24.574	11:54:49.340	2	Yamaha TZR 250
39	Robert KEOGH	2:22.597	11:54:49.442	2	Yamaha TZR 250
47	Roy ALDERSLADE	2:22.262	11:59:35.393	4	Yamaha TZR 250
47	Roy ALDERSLADE	2:21.479	12:01:56.872	5	Yamaha TZR 250

#### Leader History

NO	NAME	FROM LAP	LAPS LED	DISTANCE	VEHICLE
47	Roy ALDERSLADE	1	2	5.93 miles	Yamaha TZR 250
39	Robert KEOGH	3	1	2.96 miles	Yamaha TZR 250
47	Roy ALDERSLADE	4	2	5.93 miles	Yamaha TZR 250

**BMCRC - MRO Championships 2023 - Rnd 3 @ Snetterton**
**DFDS Yamaha Past Masters**
**RACE 13 - GRID (5 Laps)**

ROW 11			32	<b>72</b> John HAMILTON	31	<b>65</b> Nigel TERRY	2:40.079			
ROW 10	30	<b>53</b> Alan COATES	2:32.494	29	<b>87</b> Denise BUTTON	2:31.161	28	<b>42</b> Martin PEARSON	2:30.537	
ROW 9		27	<b>69</b> Mark ELLERAY	2:30.041	26	<b>36</b> Phil ZANUTTO	2:30.019	25	<b>77</b> Adam COLLINS	2:29.709
ROW 8	24	<b>62</b> David PATERSON	2:29.702	23	<b>100</b> David COURT	2:29.397	22	<b>46</b> Kevin MARSHALL	2:27.538	
ROW 7		21	<b>43</b> Michael PINCHES	2:26.756	20	<b>73</b> Colvin TURNER	2:24.618	19	<b>45</b> Peter MOORE	2:23.554
ROW 6	18	<b>39</b> Robert KEOGH	2:22.597	17	<b>333</b> Mark STUBBERFIELD	2:21.479	16	<b>47</b> Roy ALDERSLADE	2:21.479	
ROW 5		15	<b>60</b> Danny GOUGH	2:21.304	14	<b>199</b> Michael FROST	2:21.225	13	<b>29</b> Derek CRIPPS	2:20.061
ROW 4	12	<b>26</b> Damian LEE	2:17.057	11	<b>70</b> Andrew BURSCOUGH	2:16.862	10	<b>8</b> David BALL	2:16.749	
ROW 3		9	<b>28</b> Liam McCARTER	2:16.600	8	<b>19</b> Peter BRANTON	2:15.413	7	<b>57</b> Geoff MOOK	2:15.380
ROW 2	6	<b>22</b> Rik BALLERINI	2:15.064	5	<b>27</b> Richard HAYWARD	2:14.671	4	<b>117</b> Stuart HALL	2:13.999	
ROW 1		3	<b>74</b> Paul WHITBY	2:12.575	2	<b>13</b> Doug EDMONDSON	2:09.451	1	<b>51</b> Kevin WHOLEY	2:09.324
<b>Pole</b>										

Snetterton 300: 2.9689 miles

These results are provisional until the conclusion of any judicial and technical matters.

Clerk Of Course :	Stewards :	Timekeeper : Richard Evans
-------------------	------------	----------------------------

 Results can be found at [www.tsl-timing.com](http://www.tsl-timing.com)

Printed - 12:07 Saturday, 06 May 2023



**BMCRC - MRO Championships 2023 - Rnd 3 @ Snetterton**
**DFDS Yamaha Past Masters**
**RACE 13 - CLASSIFICATION**

POS	NO	CL	PIC NAME	ENTRY	LAPS	TIME	GAP	DIFF	MPH	BEST	ON
1	13		1 Doug EDMONDSON	Yamaha TZR 250 - Stan Stephens Tuning	5	13:02.708			68.27	<b>2:33.961</b>	3
2	51		2 Kevin WHOLEY	Yamaha TZR - Twistgrip Motorcycles	5	13:06.363	3.655	3.655	67.95	<b>2:33.230</b>	4
3	117		3 Stuart HALL	Yamaha TZR 250 -	5	13:06.455	3.747	0.092	67.95	<b>2:35.097</b>	5
4	70		4 Andrew BURSCOUGH	Yamaha YPVS 350 - Mad biker designs/Martitanium	5	13:22.326	19.618	15.871	66.60	<b>2:35.585</b>	2
5	74		5 Paul WHITBY	Yamaha TZR 250 - Greybridge Ltd	5	13:26.529	23.821	4.203	66.25	<b>2:38.420</b>	4
6	26	C	1 Damian LEE	Yamaha TZR 250 - Leed Autos	5	13:33.268	30.560	6.739	65.71	<b>2:37.404</b>	5
7	333*	C	2 Mark STUBBERFIELD	Yamaha TZR 250 - Polished concrete London	5	13:52.785	50.077	19.517	64.17	<b>2:41.716</b>	3
8	28		6 Liam McCARTER	Yamaha TZR - Katie McCarter	5	13:54.908	52.200	2.123	64.00	<b>2:43.459</b>	4
9	60	C	3 Danny GOUGH	Yamaha TZR 250 - G Force Motorcycles	5	14:07.435	1:04.727	12.527	63.06	<b>2:46.980</b>	4
10	43	C	4 Michael PINCHES	Yamaha TZR 250 -	5	14:11.271	1:08.563	3.836	62.77	<b>2:47.737</b>	2
11	72	C	5 John HAMILTON	Yamaha TZR 250 - LW Racing	5	14:15.219	1:12.511	3.948	62.48	<b>2:44.621</b>	5
12	62	C	6 David PATERSON	Yamaha TZR 250 - The love of a good woman	5	14:49.880	1:47.172	34.661	60.05	<b>2:52.016</b>	5
13	46	C	7 Kevin MARSHALL	Yamaha TZR 250 - Stacey Processing	5	14:50.963	1:48.255	1.083	59.98	<b>2:50.990</b>	5
14	29		7 Derek CRIPPS	Yamaha TZR - Team FBR	5	14:58.504	1:55.796	7.541	59.47	<b>2:57.771</b>	2
15	36	C	8 Phil ZANUTTO	Yamaha TZR 250 -	5	15:04.875	2:02.167	6.371	59.05	<b>2:49.955</b>	5
16	77	C	9 Adam COLLINS	Yamaha TZR 250 - 2 Cows Racing	5	15:08.009	2:05.301	3.134	58.85	<b>2:53.517</b>	5
17	65	C	10 Nigel TERRY	Yamaha TZR 250 - NTrap Garage Doors	5	15:37.389	2:34.681	29.380	57.00	<b>3:03.523</b>	5
18	73	C	11 Colvin TURNER	Yamaha TZR 250 -	5	15:38.503	2:35.795	1.114	56.94	<b>3:03.017</b>	5
19	87		8 Denise BUTTON	Yamaha TZR 250 -	5	16:05.090	3:02.382	26.587	55.37	<b>3:02.653</b>	4

**NOT CLASSIFIED**

DNF	8		David BALL	Yamaha TZR 250 - Gardiner Page and Roe pension	4	10:56.614	1 Lap	1 Lap	65.11	<b>2:39.821</b>	4
DNF	22		Rik BALLERINI	Yamaha TZR 250 - SCLS LTD, CAMBRIDGE MC, G	4	11:21.788	1 Lap	25.174	62.70	<b>2:46.501</b>	2
DNF	69	C	Mark ELLERAY	Yamaha TZR 250 - Abbot Solutions Ltd	3	9:07.860	2 Laps	1 Lap	58.52	<b>2:54.823</b>	2
DNF	199	C	Michael FROST	Yamaha TZR 250 -	2	5:45.717	3 Laps	1 Lap	61.83	<b>2:47.433</b>	2
DNF	47	R	Roy ALDERSLADE	Yamaha TZR 250 -	2	5:45.894	3 Laps	0.177	61.79	<b>2:45.964</b>	2
DNF	42	C	Martin PEARSON	Yamaha TZR 250 -	1	3:01.498	4 Laps	1 Lap	58.88		
DNF	27		Richard HAYWARD	Yamaha TZR - GForce/Hayward R Ltd/SnapOn	0						
DNF	57		Geoff MOOK	Yamaha TZR 250 -	0						

**FASTEST LAP**

	51		Kevin WHOLEY	Yamaha TZR - Twistgrip Motorcycles	4	2:33.230			69.75 mph	112.25 kph
	26	C	Damian LEE	Yamaha TZR 250 - Leed Autos	5	2:37.404			67.90 mph	109.27 kph
	47	R	Roy ALDERSLADE	Yamaha TZR 250 -	2	2:45.964			64.40 mph	103.64 kph

**#333 - 10 Second Penalty - Jump start.**
**Class - 92.5% of Race Speed = 63.14 mph**
**Class C - 92.5% of Race Speed = 60.78 mph**
**Weather / Track : Rain / Wet**
**These results are provisional until the conclusion of any judicial and technical matters.**

Race Distance: 5 Laps / 14.84 miles

Snetterton 300: 2.9689 miles

Date: 06/05/2023 Start: 16:35 Finish: 16:48

Clerk Of Course :

Stewards :

Timekeeper : Richard Evans

 Results can be found at [www.tsl-timing.com](http://www.tsl-timing.com)

Printed - 16:53 Saturday, 06 May 2023



# BMCRC - MRO Championships 2023 - Rnd 3 @ Snetterton

## DFDS Yamaha Past Masters

### RACE 13 - LAP CHART

#### LAP 1 @ 16:38:29.652

NO	BEHIND	LAP TIME
13		2:39.256
117	1.186	2:40.442
51	4.511	2:43.767
70	6.803	2:46.059
74	7.424	2:46.680
26	11.865	2:51.121
8	12.140	2:51.396
333	13.593	2:52.849
28	15.104	2:54.360
60	17.271	2:56.527
22	17.758	2:57.014
199	19.028	2:58.284
43	20.501	2:59.757
47	20.674	2:59.930
29	20.755	3:00.011
72	21.640	3:00.896
42	22.242	3:01.498
62	27.544	3:06.800
46	30.407	3:09.663
73	36.441	3:15.697
36	36.886	3:16.142
69	37.152	3:16.408
65	37.914	3:17.170
77	38.197	3:17.453
87	47.980	3:27.236

#### LAP 2 @ 16:41:04.499

NO	BEHIND	LAP TIME
13		2:34.847
117	3.898	2:37.559
70	7.541	2:35.585
51	8.356	2:38.692
74	13.945	2:41.368
26	19.741	2:42.723
8	20.976	2:43.683
333	21.550	2:42.804
28	25.148	2:44.891
22	29.412	2:46.501
60	30.736	2:48.312
199	31.614	2:47.433
47	31.791	2:45.964
43	33.391	2:47.737
72	39.757	2:52.964
29	43.679	2:57.771
62	52.328	2:59.631
46	54.705	2:59.145
69	57.128	2:54.823
77	1:02.920	2:59.570
36	1:05.006	3:02.967
73	1:08.354	3:06.760
65	1:09.035	3:05.968
87	1:27.583	3:14.450

#### LAP 3 @ 16:43:38.460

NO	BEHIND	LAP TIME
13		2:33.961
117	6.713	2:36.776
51	10.773	2:36.378
70	12.714	2:39.134
74	20.830	2:40.846
8	28.729	2:41.714
26	29.063	2:43.283

333	29.305	2:41.716
28	39.555	2:48.368
22	44.710	2:49.259
60	44.974	2:48.199
43	47.559	2:48.129
72	54.189	2:48.393
29	1:09.221	2:59.503
62	1:13.253	2:54.886
46	1:17.493	2:56.749
69	1:19.796	2:56.629
77	1:27.965	2:59.006
36	1:30.381	2:59.336
73	1:38.722	3:04.329
65	1:39.316	3:04.242
87	2:03.695	3:10.073

#### LAP 4 @ 16:46:15.382

NO	BEHIND	LAP TIME
13		2:36.922
117	6.372	2:36.581
51	7.081	2:33.230
70	14.829	2:39.037
74	22.328	2:38.420
26	30.878	2:38.737
8	31.628	2:39.821
333	34.814	2:42.431
28	46.092	2:43.459
60	55.032	2:46.980
22	56.802	2:49.014
43	58.498	2:47.861
72	1:05.612	2:48.345
62	1:32.878	2:56.547
29	1:34.829	3:02.530
46	1:34.987	2:54.416
77	1:49.506	2:58.463
36	1:49.934	2:56.475
65	2:08.880	3:06.486
73	2:10.500	3:08.700
87	2:29.426	3:02.653

#### LAP 5 @ 16:48:53.104

NO	BEHIND	LAP TIME
13		2:37.722
51	3.655	2:34.296
117	3.747	2:35.097
70	19.618	2:42.511
74	23.821	2:39.215
26	30.560	2:37.404
333	40.077	2:42.985
28	52.200	2:43.830
60	1:04.727	2:47.417
43	1:08.563	2:47.787
72	1:12.511	2:44.621
62	1:47.172	2:52.016
46	1:48.255	2:50.990
29	1:55.796	2:58.689
36	2:02.167	2:49.955
77	2:05.301	2:53.517
65	2:34.681	3:03.523
73	2:35.795	3:03.017
87	3:02.382	3:10.678

# BMCRC - MRO Championships 2023 - Rnd 3 @ Snetterton

## DFDS Yamaha Past Masters

### RACE 13 - POSITION CHART

No	Name	Lap Pos	Lap				
			1	2	3	4	5
51	WHOLEY	1	13	13	13	13	13
13	EDMONDSON	2	117	117	117	117	51
74	WHITBY	3	51	70	51	51	117
117	HALL	4	70	51	70	70	70
27	HAYWARD	5	74	74	74	74	74
22	BALLERINI	6	26	26	8	26	26
57	MOOK	7	8	8	26	8	333
28	McCARTER	8	333	333	333	333	28
8	BALL	9	28	28	28	28	60
70	BURSCOUGH	10	60	22	22	60	43
26	LEE	11	22	60	60	22	72
29	CRIPPS	12	199	199	43	43	62
199	FROST	13	43	47	72	72	46
60	GOUGH	14	47	43	29	62	29
47	ALDERSLADE	15	29	72	62	29	36
333	STUBBERFIELD	16	72	29	46	46	77
73	TURNER	17	42	62	69	77	65
43	PINCHES	18	62	46	77	36	73
46	MARSHALL	19	46	69	36	65	87
62	PATERSON	20	73	77	73	73	
77	COLLINS	21	36	36	65	87	
36	ZANUTTO	22	69	73	87		
69	ELLERAY	23	65	65			
42	PEARSON	24	77	87			
87	BUTTON	25	87				
65	TERRY	26					
72	HAMILTON	27					

# BMCRC - MRO Championships 2023 - Rnd 3 @ Snetterton

## DFDS Yamaha Past Masters

### RACE 13 - SECTOR ANALYSIS



SECTOR 1 = FL to I1, SECTOR 2 = I1 to FL, DIFF = Difference To Personal Best Lap, P = Crossed Finish Line in Pit Lane, D = Time Disallowed

<b>P1 13</b>		<b>Doug EDMONDSON</b>		Yamaha TZR 250 - Stan Stephens Tuning		
IDEAL LAP TIME : 2:33.434		BEST LAP TIME : 2:33.961		DIFFERENCE : 0.527		
LAP	SECTOR 1	SECTOR 2	LAP TIME	MPH	DIFF	TIME OF DAY
1 -		52.006	2:39.256	67.11	5.295	16:38:29.652
2 -	1:43.588	<b>51.259</b>	2:34.847 (2)	69.02	0.886	16:41:04.499
3 -	<b>1:42.175</b>	51.786	<b>2:33.961 (1)</b>	<b>69.42</b>		<b>16:43:38.460</b>
4 -	1:44.130	52.792	2:36.922 (3)	68.11	2.961	16:46:15.382
5 -	1:44.526	53.196	2:37.722	67.76	3.761	16:48:53.104

<b>P2 51</b>		<b>Kevin WHOLEY</b>		Yamaha TZR - Twistgrip Motorcycles		
IDEAL LAP TIME : 2:33.230		BEST LAP TIME : 2:33.230		DIFFERENCE : 0.000		
LAP	SECTOR 1	SECTOR 2	LAP TIME	MPH	DIFF	TIME OF DAY
1 -		53.782	2:43.767	65.26	10.537	16:38:34.163
2 -	1:43.504	55.188	2:38.692	67.35	5.462	16:41:12.855
3 -	1:44.120	52.258	2:36.378 (3)	68.34	3.148	16:43:49.233
4 -	<b>1:42.019</b>	<b>51.211</b>	<b>2:33.230 (1)</b>	<b>69.75</b>		<b>16:46:22.463</b>
5 -	1:42.601	51.695	2:34.296 (2)	69.26	1.066	16:48:56.759

<b>P3 117</b>		<b>Stuart HALL</b>		Yamaha TZR 250 -		
IDEAL LAP TIME : 2:35.097		BEST LAP TIME : 2:35.097		DIFFERENCE : 0.000		
LAP	SECTOR 1	SECTOR 2	LAP TIME	MPH	DIFF	TIME OF DAY
1 -		52.760	2:40.442	66.61	5.345	16:38:30.838
2 -	1:44.843	52.716	2:37.559	67.83	2.462	16:41:08.397
3 -	1:43.782	52.994	2:36.776 (3)	68.17	1.679	16:43:45.173
4 -	1:44.474	52.107	2:36.581 (2)	68.25	1.484	16:46:21.754
5 -	<b>1:43.541</b>	<b>51.556</b>	<b>2:35.097 (1)</b>	<b>68.91</b>		<b>16:48:56.851</b>

<b>P4 70</b>		<b>Andrew BURSCOUGH</b>		Yamaha YPVS 350 - Mad biker designs/Martitanium		
IDEAL LAP TIME : 2:35.585		BEST LAP TIME : 2:35.585		DIFFERENCE : 0.000		
LAP	SECTOR 1	SECTOR 2	LAP TIME	MPH	DIFF	TIME OF DAY
1 -		54.339	2:46.059	64.36	10.474	16:38:36.455
2 -	<b>1:43.253</b>	<b>52.332</b>	<b>2:35.585 (1)</b>	<b>68.69</b>		<b>16:41:12.040</b>
3 -	1:45.868	53.266	2:39.134 (3)	67.16	3.549	16:43:51.174
4 -	1:45.217	53.820	2:39.037 (2)	67.20	3.452	16:46:30.211
5 -	1:47.390	55.121	2:42.511	65.76	6.926	16:49:12.722

<b>P5 74</b>		<b>Paul WHITBY</b>		Yamaha TZR 250 - Greybridge Ltd		
IDEAL LAP TIME : 2:38.420		BEST LAP TIME : 2:38.420		DIFFERENCE : 0.000		
LAP	SECTOR 1	SECTOR 2	LAP TIME	MPH	DIFF	TIME OF DAY
1 -		54.156	2:46.680	64.12	8.260	16:38:37.076
2 -	1:47.493	53.875	2:41.368	66.23	2.948	16:41:18.444
3 -	1:47.826	53.020	2:40.846 (3)	66.44	2.426	16:43:59.290
4 -	<b>1:45.424</b>	<b>52.996</b>	<b>2:38.420 (1)</b>	<b>67.46</b>		<b>16:46:37.710</b>
5 -	1:46.005	53.210	2:39.215 (2)	67.12	0.795	16:49:16.925

<b>P6 26 C</b>		<b>Damian LEE</b>		Yamaha TZR 250 - Leed Autos		
IDEAL LAP TIME : 2:36.881		BEST LAP TIME : 2:37.404		DIFFERENCE : 0.523		
LAP	SECTOR 1	SECTOR 2	LAP TIME	MPH	DIFF	TIME OF DAY
1 -		54.455	2:51.121	62.45	13.717	16:38:41.517
2 -	1:48.420	54.303	2:42.723 (3)	65.68	5.319	16:41:24.240
3 -	1:48.268	55.015	2:43.283	65.45	5.879	16:44:07.523
4 -	1:45.967	<b>52.770</b>	2:38.737 (2)	67.33	1.333	16:46:46.260
5 -	<b>1:44.111</b>	53.293	<b>2:37.404 (1)</b>	<b>67.90</b>		<b>16:49:23.664</b>

# BMCR - MRO Championships 2023 - Rnd 3 @ Snetterton

## DFDS Yamaha Past Masters

### RACE 13 - SECTOR ANALYSIS



SECTOR 1 = FL to I1, SECTOR 2 = I1 to FL, DIFF = Difference To Personal Best Lap, P = Crossed Finish Line in Pit Lane, D = Time Disallowed

P7 333 C		Mark STUBBERFIELD		Yamaha TZR 250 - Polished concrete London		
IDEAL LAP TIME : 2:41.716		BEST LAP TIME : 2:41.716		DIFFERENCE : 0.000		
LAP	SECTOR 1	SECTOR 2	LAP TIME	MPH	DIFF	TIME OF DAY
1 -		54.956	2:52.849	61.83	11.133	16:38:43.245
2 -	1:48.003	54.801	2:42.804 (3)	65.64	1.088	16:41:26.049
3 -	<b>1:47.320</b>	<b>54.396</b>	<b>2:41.716 (1)</b>	<b>66.09</b>		<b>16:44:07.765</b>
4 -	1:47.502	54.929	2:42.431 (2)	65.80	0.715	16:46:50.196
5 -	1:47.659	55.326	2:42.985	65.57	1.269	16:49:33.181

P8 28		Liam McCARTER		Yamaha TZR - Katie McCarter		
IDEAL LAP TIME : 2:42.944		BEST LAP TIME : 2:43.459		DIFFERENCE : 0.515		
LAP	SECTOR 1	SECTOR 2	LAP TIME	MPH	DIFF	TIME OF DAY
1 -		55.568	2:54.360	61.29	10.901	16:38:44.756
2 -	1:49.663	55.228	2:44.891 (3)	64.81	1.432	16:41:29.647
3 -	1:52.924	55.444	2:48.368	63.48	4.909	16:44:18.015
4 -	1:48.946	<b>54.513</b>	<b>2:43.459 (1)</b>	<b>65.38</b>		<b>16:47:01.474</b>
5 -	<b>1:48.431</b>	55.399	2:43.830 (2)	65.23	0.371	16:49:45.304

P9 60 C		Danny GOUGH		Yamaha TZR 250 - G Force Motorcycles		
IDEAL LAP TIME : 2:46.980		BEST LAP TIME : 2:46.980		DIFFERENCE : 0.000		
LAP	SECTOR 1	SECTOR 2	LAP TIME	MPH	DIFF	TIME OF DAY
1 -		57.123	2:56.527	60.54	9.547	16:38:46.923
2 -	1:51.561	56.751	2:48.312	63.50	1.332	16:41:35.235
3 -	1:51.753	56.446	2:48.199 (3)	63.54	1.219	16:44:23.434
4 -	<b>1:50.711</b>	<b>56.269</b>	<b>2:46.980 (1)</b>	<b>64.00</b>		<b>16:47:10.414</b>
5 -	1:50.722	56.695	2:47.417 (2)	63.84	0.437	16:49:57.831

P10 43 C		Michael PINCHES		Yamaha TZR 250 -		
IDEAL LAP TIME : 2:46.635		BEST LAP TIME : 2:47.737		DIFFERENCE : 1.102		
LAP	SECTOR 1	SECTOR 2	LAP TIME	MPH	DIFF	TIME OF DAY
1 -		57.898	2:59.757	59.45	12.020	16:38:50.153
2 -	<b>1:50.856</b>	56.881	<b>2:47.737 (1)</b>	<b>63.71</b>		<b>16:41:37.890</b>
3 -	1:51.608	56.521	2:48.129	63.57	0.392	16:44:26.019
4 -	1:51.298	56.563	2:47.861 (3)	63.67	0.124	16:47:13.880
5 -	1:52.008	<b>55.779</b>	2:47.787 (2)	63.70	0.050	16:50:01.667

P11 72 C		John HAMILTON		Yamaha TZR 250 - LW Racing		
IDEAL LAP TIME : 2:44.621		BEST LAP TIME : 2:44.621		DIFFERENCE : 0.000		
LAP	SECTOR 1	SECTOR 2	LAP TIME	MPH	DIFF	TIME OF DAY
1 -		57.832	3:00.896	59.08	16.275	16:38:51.292
2 -	1:55.928	57.036	2:52.964	61.79	8.343	16:41:44.256
3 -	1:50.923	57.470	2:48.393 (3)	63.47	3.772	16:44:32.649
4 -	1:51.941	56.404	2:48.345 (2)	63.48	3.724	16:47:20.994
5 -	<b>1:48.877</b>	<b>55.744</b>	<b>2:44.621 (1)</b>	<b>64.92</b>		<b>16:50:05.615</b>

P12 62 C		David PATERSON		Yamaha TZR 250 - The love of a good woman		
IDEAL LAP TIME : 2:52.016		BEST LAP TIME : 2:52.016		DIFFERENCE : 0.000		
LAP	SECTOR 1	SECTOR 2	LAP TIME	MPH	DIFF	TIME OF DAY
1 -		1:01.226	3:06.800	57.21	14.784	16:38:57.196
2 -	1:58.423	1:01.208	2:59.631	59.50	7.615	16:41:56.827
3 -	1:55.535	59.351	2:54.886 (2)	61.11	2.870	16:44:51.713
4 -	1:55.990	1:00.557	2:56.547 (3)	60.53	4.531	16:47:48.260
5 -	<b>1:53.093</b>	<b>58.923</b>	<b>2:52.016 (1)</b>	<b>62.13</b>		<b>16:50:40.276</b>

# BMCR - MRO Championships 2023 - Rnd 3 @ Snetterton

## DFDS Yamaha Past Masters

### RACE 13 - SECTOR ANALYSIS



SECTOR 1 = FL to I1, SECTOR 2 = I1 to FL, DIFF = Difference To Personal Best Lap, P = Crossed Finish Line in Pit Lane, D = Time Disallowed

P13 46 C		Kevin MARSHALL		Yamaha TZR 250 - Stacey Processing		
IDEAL LAP TIME : 2:50.990		BEST LAP TIME : 2:50.990		DIFFERENCE : 0.000		
LAP	SECTOR 1	SECTOR 2	LAP TIME	MPH	DIFF	TIME OF DAY
1 -		1:01.599	3:09.663	56.35	18.673	16:39:00.059
2 -	1:58.631	1:00.514	2:59.145	59.66	8.155	16:41:59.204
3 -	1:57.032	59.717	2:56.749 (3)	60.47	5.759	16:44:55.953
4 -	1:54.846	59.570	2:54.416 (2)	61.27	3.426	16:47:50.369
5 -	<b>1:52.745</b>	<b>58.245</b>	<b>2:50.990 (1)</b>	<b>62.50</b>		<b>16:50:41.359</b>

P14 29		Derek CRIPPS		Yamaha TZR - Team FBR		
IDEAL LAP TIME : 2:55.905		BEST LAP TIME : 2:57.771		DIFFERENCE : 1.866		
LAP	SECTOR 1	SECTOR 2	LAP TIME	MPH	DIFF	TIME OF DAY
1 -		<b>58.417</b>	3:00.011	59.37	2.240	16:38:50.407
2 -	<b>1:57.488</b>	1:00.283	<b>2:57.771 (1)</b>	<b>60.12</b>		<b>16:41:48.178</b>
3 -	1:58.936	1:00.567	2:59.503 (3)	59.54	1.732	16:44:47.681
4 -	2:01.411	1:01.119	3:02.530	58.55	4.759	16:47:50.211
5 -	1:59.375	59.314	2:58.689 (2)	59.81	0.918	16:50:48.900

P15 36 C		Phil ZANUTTO		Yamaha TZR 250 -		
IDEAL LAP TIME : 2:49.955		BEST LAP TIME : 2:49.955		DIFFERENCE : 0.000		
LAP	SECTOR 1	SECTOR 2	LAP TIME	MPH	DIFF	TIME OF DAY
1 -		1:03.452	3:16.142	54.49	26.187	16:39:06.538
2 -	2:00.474	1:02.493	3:02.967	58.41	13.012	16:42:09.505
3 -	1:58.840	1:00.496	2:59.336 (3)	59.59	9.381	16:45:08.841
4 -	1:55.617	1:00.858	2:56.475 (2)	60.56	6.520	16:48:05.316
5 -	<b>1:52.204</b>	<b>57.751</b>	<b>2:49.955 (1)</b>	<b>62.88</b>		<b>16:50:55.271</b>

P16 77 C		Adam COLLINS		Yamaha TZR 250 - 2 Cows Racing		
IDEAL LAP TIME : 2:53.517		BEST LAP TIME : 2:53.517		DIFFERENCE : 0.000		
LAP	SECTOR 1	SECTOR 2	LAP TIME	MPH	DIFF	TIME OF DAY
1 -		1:02.096	3:17.453	54.12	23.936	16:39:07.849
2 -	1:58.764	1:00.806	2:59.570	59.52	6.053	16:42:07.419
3 -	1:58.940	1:00.066	2:59.006 (3)	59.70	5.489	16:45:06.425
4 -	1:58.235	1:00.228	2:58.463 (2)	59.88	4.946	16:48:04.888
5 -	<b>1:54.882</b>	<b>58.635</b>	<b>2:53.517 (1)</b>	<b>61.59</b>		<b>16:50:58.405</b>

P17 65 C		Nigel TERRY		Yamaha TZR 250 - NTrap Garage Doors		
IDEAL LAP TIME : 3:03.472		BEST LAP TIME : 3:03.523		DIFFERENCE : 0.051		
LAP	SECTOR 1	SECTOR 2	LAP TIME	MPH	DIFF	TIME OF DAY
1 -		1:02.218	3:17.170	54.20	13.647	16:39:07.566
2 -	2:02.273	1:03.695	3:05.968 (3)	57.47	2.445	16:42:13.534
3 -	<b>2:02.169</b>	1:02.073	3:04.242 (2)	58.01	0.719	16:45:17.776
4 -	2:04.365	1:02.121	3:06.486	57.31	2.963	16:48:24.262
5 -	2:02.220	<b>1:01.303</b>	<b>3:03.523 (1)</b>	<b>58.23</b>		<b>16:51:27.785</b>

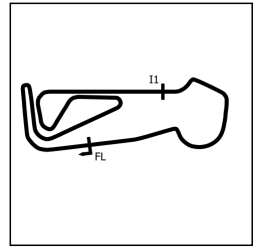
P18 73 C		Colvin TURNER		Yamaha TZR 250 -		
IDEAL LAP TIME : 3:02.955		BEST LAP TIME : 3:03.017		DIFFERENCE : 0.062		
LAP	SECTOR 1	SECTOR 2	LAP TIME	MPH	DIFF	TIME OF DAY
1 -		1:04.959	3:15.697	54.61	12.680	16:39:06.093
2 -	2:02.677	1:04.083	3:06.760 (3)	57.22	3.743	16:42:12.853
3 -	<b>2:01.455</b>	1:02.874	3:04.329 (2)	57.98	1.312	16:45:17.182
4 -	2:03.961	1:04.739	3:08.700	56.64	5.683	16:48:25.882
5 -	2:01.517	<b>1:01.500</b>	<b>3:03.017 (1)</b>	<b>58.39</b>		<b>16:51:28.899</b>



# BMCRC - MRO Championships 2023 - Rnd 3 @ Snetterton

## DFDS Yamaha Past Masters

### RACE 13 - SECTOR ANALYSIS



SECTOR 1 = FL to I1, SECTOR 2 = I1 to FL, DIFF = Difference To Personal Best Lap, P = Crossed Finish Line in Pit Lane, D = Time Disallowed

<b>P19</b>	<b>87</b>	<b>Denise BUTTON</b>	Yamaha TZR 250 -			
IDEAL LAP TIME : 3:02.653		BEST LAP TIME : 3:02.653	DIFFERENCE : 0.000			
LAP	SECTOR 1	SECTOR 2	LAP TIME	MPH	DIFF	TIME OF DAY
1 -		1:06.213	3:27.236	51.57	24.583	16:39:17.632
2 -	2:08.457	1:05.993	3:14.450	54.96	11.797	16:42:32.082
3 -	2:06.351	1:03.722	3:10.073 (2)	56.23	7.420	16:45:42.155
4 -	<b>2:01.210</b>	<b>1:01.443</b>	<b>3:02.653 (1)</b>	<b>58.51</b>		<b>16:48:44.808</b>
5 -	2:05.869	1:04.809	3:10.678 (3)	56.05	8.025	16:51:55.486
<b>P20</b>	<b>8</b>	<b>David BALL</b>	Yamaha TZR 250 - Gardiner Page and Roe pension consultants			
IDEAL LAP TIME : 2:39.821		BEST LAP TIME : 2:39.821	DIFFERENCE : 0.000			
LAP	SECTOR 1	SECTOR 2	LAP TIME	MPH	DIFF	TIME OF DAY
1 -		56.565	2:51.396	62.35	11.575	16:38:41.792
2 -	1:49.113	54.570	2:43.683 (3)	65.29	3.862	16:41:25.475
3 -	1:47.426	54.288	2:41.714 (2)	66.09	1.893	16:44:07.189
4 -	<b>1:46.322</b>	<b>53.499</b>	<b>2:39.821 (1)</b>	<b>66.87</b>		<b>16:46:47.010</b>
<b>P21</b>	<b>22</b>	<b>Rik BALLERINI</b>	Yamaha TZR 250 - SCLS LTD, CAMBRIDGE MC, GECKO RAC			
IDEAL LAP TIME : 2:46.501		BEST LAP TIME : 2:46.501	DIFFERENCE : 0.000			
LAP	SECTOR 1	SECTOR 2	LAP TIME	MPH	DIFF	TIME OF DAY
1 -		58.327	2:57.014	60.37	10.513	16:38:47.410
2 -	<b>1:50.166</b>	<b>56.335</b>	<b>2:46.501 (1)</b>	<b>64.19</b>		<b>16:41:33.911</b>
3 -	1:52.702	56.557	2:49.259 (3)	63.14	2.758	16:44:23.170
4 -	1:51.485	57.529	2:49.014 (2)	63.23	2.513	16:47:12.184
<b>P22</b>	<b>69 C</b>	<b>Mark ELLERAY</b>	Yamaha TZR 250 - Abbot Solutions Ltd			
IDEAL LAP TIME : 2:54.203		BEST LAP TIME : 2:54.823	DIFFERENCE : 0.620			
LAP	SECTOR 1	SECTOR 2	LAP TIME	MPH	DIFF	TIME OF DAY
1 -		1:03.647	3:16.408	54.41	21.585	16:39:06.804
2 -	1:56.082	<b>58.741</b>	<b>2:54.823 (1)</b>	<b>61.13</b>		<b>16:42:01.627</b>
3 -	<b>1:55.462</b>	1:01.167	2:56.629 (2)	60.51	1.806	16:44:58.256
<b>P23</b>	<b>199 C</b>	<b>Michael FROST</b>	Yamaha TZR 250 -			
IDEAL LAP TIME : 2:47.433		BEST LAP TIME : 2:47.433	DIFFERENCE : 0.000			
LAP	SECTOR 1	SECTOR 2	LAP TIME	MPH	DIFF	TIME OF DAY
1 -		56.799	2:58.284	59.94	10.851	16:38:48.680
2 -	<b>1:50.830</b>	<b>56.603</b>	<b>2:47.433 (1)</b>	<b>63.83</b>		<b>16:41:36.113</b>
<b>P24</b>	<b>47 R</b>	<b>Roy ALDERSLADE</b>	Yamaha TZR 250 -			
IDEAL LAP TIME : 2:45.964		BEST LAP TIME : 2:45.964	DIFFERENCE : 0.000			
LAP	SECTOR 1	SECTOR 2	LAP TIME	MPH	DIFF	TIME OF DAY
1 -		57.253	2:59.930	59.40	13.966	16:38:50.326
2 -	<b>1:50.917</b>	<b>55.047</b>	<b>2:45.964 (1)</b>	<b>64.40</b>		<b>16:41:36.290</b>
<b>P25</b>	<b>42 C</b>	<b>Martin PEARSON</b>	Yamaha TZR 250 -			
IDEAL LAP TIME :		BEST LAP TIME :	DIFFERENCE :			
LAP	SECTOR 1	SECTOR 2	LAP TIME	MPH	DIFF	TIME OF DAY
1 -		<b>55.531</b>	3:01.498	58.88		16:38:51.894

# BMCRC - MRO Championships 2023 - Rnd 3 @ Snetterton

## DFDS Yamaha Past Masters

### RACE 13 - BEST SECTORS

SECTOR 1			SECTOR 2			IDEAL / BEST COMPARISON						
POS	NO	NAME	TIME	NO	NAME	TIME	POS	NO	NAME	IDEAL	BEST	DIFF
									<b>PERFECT LAP</b>	<b>2:33.230</b>		
1	51	WHOLEY	1:42.019	51	WHOLEY	51.211	1	51	WHOLEY	2:33.230	2:33.230	0.000
2	13	EDMONDSON	1:42.175	13	EDMONDSON	51.259	2	13	EDMONDSON	2:33.434	2:33.961	0.527
3	70	BURSCOUGH	1:43.253	117	HALL	51.556	3	117	HALL	2:35.097	2:35.097	0.000
4	117	HALL	1:43.541	70	BURSCOUGH	52.332	4	70	BURSCOUGH	2:35.585	2:35.585	0.000
5	26	LEE	1:44.111	26	LEE	52.770	5	26	LEE	2:36.881	2:37.404	0.523
6	74	WHITBY	1:45.424	74	WHITBY	52.996	6	74	WHITBY	2:38.420	2:38.420	0.000
7	8	BALL	1:46.322	8	BALL	53.499	7	8	BALL	2:39.821	2:39.821	0.000
8	333	STUBBERFIELD	1:47.320	333	STUBBERFIELD	54.396	8	333	STUBBERFIELD	2:41.716	2:41.716	0.000
9	28	McCARTER	1:48.431	28	McCARTER	54.513	9	28	McCARTER	2:42.944	2:43.459	0.515
10	72	HAMILTON	1:48.877	47	ALDERSLADE	55.047	10	72	HAMILTON	2:44.621	2:44.621	0.000
11	22	BALLERINI	1:50.166	42	PEARSON	55.531	11	47	ALDERSLADE	2:45.964	2:45.964	0.000
12	60	GOUGH	1:50.711	72	HAMILTON	55.744	12	22	BALLERINI	2:46.501	2:46.501	0.000
13	199	FROST	1:50.830	43	PINCHES	55.779	13	43	PINCHES	2:46.635	2:47.737	1.102
14	43	PINCHES	1:50.856	60	GOUGH	56.269	14	60	GOUGH	2:46.980	2:46.980	0.000
15	47	ALDERSLADE	1:50.917	22	BALLERINI	56.335	15	199	FROST	2:47.433	2:47.433	0.000
16	36	ZANUTTO	1:52.204	199	FROST	56.603	16	36	ZANUTTO	2:49.955	2:49.955	0.000
17	46	MARSHALL	1:52.745	36	ZANUTTO	57.751	17	46	MARSHALL	2:50.990	2:50.990	0.000
18	62	PATERSON	1:53.093	46	MARSHALL	58.245	18	62	PATERSON	2:52.016	2:52.016	0.000
19	77	COLLINS	1:54.882	29	CRIPPS	58.417	19	77	COLLINS	2:53.517	2:53.517	0.000
20	69	ELLERAY	1:55.462	77	COLLINS	58.635	20	69	ELLERAY	2:54.203	2:54.823	0.620
21	29	CRIPPS	1:57.488	69	ELLERAY	58.741	21	29	CRIPPS	2:55.905	2:57.771	1.866
22	87	BUTTON	2:01.210	62	PATERSON	58.923	22	87	BUTTON	3:02.653	3:02.653	0.000
23	73	TURNER	2:01.455	65	TERRY	1:01.303	23	73	TURNER	3:02.955	3:03.017	0.062
24	65	TERRY	2:02.169	87	BUTTON	1:01.443	24	65	TERRY	3:03.472	3:03.523	0.051
25				73	TURNER	1:01.500	25	42	PEARSON			
26												
27												

# BMCRC - MRO Championships 2023 - Rnd 3 @ Snetterton

## DFDS Yamaha Past Masters

### RACE 13 - STATISTICS

**Competitors Started** 26  
**Planned Start** 2023-05-06 @ 15:20:00.000  
**Actual Start** 2023-05-06 @ 16:35:50.395  
**Finish Time** 2023-05-06 @ 16:48:53.103  
**Track Length** 2.9689mi.  
**Total Laps** 111  
**Total Distance Covered** 329.5491mi.

#### Session Fastest Lap History

NO	CL	NAME	LAP TIME	TIME OF DAY	LAP	VEHICLE
13		Doug EDMONDSON	<b>2:34.847</b>	16:41:04.506	2	Yamaha TZR 250
13		Doug EDMONDSON	<b>2:33.961</b>	16:43:38.466	3	Yamaha TZR 250
51		Kevin WHOLEY	<b>2:33.230</b>	16:46:22.483	4	Yamaha TZR

#### Session Leader History

NO	CL	NAME	FROM LAP	LAPS LED	DISTANCE	VEHICLE
13		Doug EDMONDSON	1	5	14.84 miles	Yamaha TZR 250

#### Flag History

TYPE	TIME OF DAY
GREEN	16:35:50.395
FINISH	16:48:53.103

#### Flag Statistics

TYPE	COUNT	TOTAL LAPS	TOTAL TIME
Green	1	5	17:11.587
Red	0	0	0.000
Safety Car	0	0	0.000
FCY	0	0	0.000

# BMCRC - MRO Championships 2023 - Rnd 3 @ Snetterton

## DFDS Yamaha Past Masters

### RACE 13 - STATISTICS

CLASS :

11 Starters

#### Fastest Lap History

NO	NAME	LAP TIME	TIME OF DAY	LAP	VEHICLE
13	Doug EDMONDSON	<b>2:34.847</b>	16:41:04.506	2	Yamaha TZR 250
13	Doug EDMONDSON	<b>2:33.961</b>	16:43:38.466	3	Yamaha TZR 250
51	Kevin WHOLEY	<b>2:33.230</b>	16:46:22.483	4	Yamaha TZR

#### Leader History

NO	NAME	FROM LAP	LAPS LED	DISTANCE	VEHICLE
13	Doug EDMONDSON	1	5	14.84 miles	Yamaha TZR 250

# BMCRC - MRO Championships 2023 - Rnd 3 @ Snetterton

## DFDS Yamaha Past Masters

### RACE 13 - STATISTICS

**CLASS : C**

14 Starters

#### Fastest Lap History

NO	NAME	LAP TIME	TIME OF DAY	LAP	VEHICLE
26	Damian LEE	<b>2:42.723</b>	16:41:24.247	2	Yamaha TZR 250
333	Mark STUBBERFIELD	<b>2:41.716</b>	16:44:07.768	3	Yamaha TZR 250
26	Damian LEE	<b>2:38.737</b>	16:46:46.267	4	Yamaha TZR 250
26	Damian LEE	<b>2:37.404</b>	16:49:23.671	5	Yamaha TZR 250

#### Leader History

NO	NAME	FROM LAP	LAPS LED	DISTANCE	VEHICLE
26	Damian LEE	1	5	14.84 miles	Yamaha TZR 250

# BMCRC - MRO Championships 2023 - Rnd 3 @ Snetterton

## DFDS Yamaha Past Masters

### RACE 13 - STATISTICS

**CLASS : R**

1 Starters

#### Fastest Lap History

NO	NAME	LAP TIME	TIME OF DAY	LAP	VEHICLE
47	Roy ALDERSLADE	<b>2:45.964</b>	16:41:36.302	2	Yamaha TZR 250

#### Leader History

NO	NAME	FROM LAP	LAPS LED	DISTANCE	VEHICLE
47	Roy ALDERSLADE	1	2	5.93 miles	Yamaha TZR 250

**BMCRC - MRO Championships 2023 - Rnd 3 @ Snetterton**
**DFDS Yamaha Past Masters**
**RACE 2 - GRID (6 Laps)**

ROW 11		32	<b>53</b> Alan COATES	31	<b>100</b> David COURT		
ROW 10	30	<b>45</b> Peter MOORE	29	<b>39</b> Robert KEOGH	28	<b>19</b> Peter BRANTON	
ROW 9		27	<b>42</b> Martin PEARSON	26	<b>57</b> Geoff MOOK	25	<b>65</b> Nigel TERRY 3:03.523
ROW 8	24	<b>73</b> Colvin TURNER 3:03.017	23	<b>87</b> Denise BUTTON 3:02.653	22	<b>29</b> Derek CRIPPS 2:57.771	
ROW 7		21	<b>69</b> Mark ELLERAY 2:54.823	20	<b>77</b> Adam COLLINS 2:53.517	19	<b>62</b> David PATERSON 2:52.016
ROW 6	18	<b>46</b> Kevin MARSHALL 2:50.990	17	<b>36</b> Phil ZANUTTO 2:49.955	16	<b>43</b> Michael PINCHES 2:47.737	
ROW 5		15	<b>199</b> Michael FROST 2:47.433	14	<b>60</b> Danny GOUGH 2:46.980	13	<b>22</b> Rik BALLERINI 2:46.501
ROW 4	12	<b>47</b> Roy ALDERSLADE 2:45.964	11	<b>27</b> Richard HAYWARD	10	<b>72</b> John HAMILTON 2:44.621	
ROW 3		9	<b>28</b> Liam McCARTER 2:43.459	8	<b>333</b> Mark STUBBERFIELD 2:41.716	7	<b>8</b> David BALL 2:39.821
ROW 2	6	<b>74</b> Paul WHITBY 2:38.420	5	<b>26</b> Damian LEE 2:37.404	4	<b>70</b> Andrew BURSCOUGH 2:35.585	
ROW 1		3	<b>117</b> Stuart HALL 2:35.097	2	<b>13</b> Doug EDMONDSON 2:33.961	1	<b>51</b> Kevin WHOLEY 2:33.230 <b>Pole</b>

Snetterton 300: 2.9689 miles

These results are provisional until the conclusion of any judicial and technical matters.

Clerk Of Course :	Stewards :	Timekeeper : Richard Evans
-------------------	------------	----------------------------

 Results can be found at [www.tsl-timing.com](http://www.tsl-timing.com)

Printed - 16:57 Saturday, 06 May 2023



**BMCRC - MRO Championships 2023 - Rnd 3 @ Snetterton**
**DFDS Yamaha Past Masters**
**RACE 2 - CLASSIFICATION**

POS	NO	CL	PIC NAME	ENTRY	LAPS	TIME	GAP	DIFF	MPH	BEST	ON
1	51*		1 Kevin WHOLEY	Yamaha TZR - Twistgrip Motorcycles	5	11:05.453			80.30	2:10.891	4
2	13		2 Doug EDMONDSON	Yamaha TZR 250 - Stan Stephens Tuning	5	11:05.581	0.128	0.128	80.29	2:10.559	5
3	22		3 Rik BALLERINI	Yamaha TZR 250 - SCLS LTD, CAMBRIDGE MC, G	5	11:21.855	16.402	16.274	78.37	2:14.149	5
4	74		4 Paul WHITBY	Yamaha TZR 250 - Greybridge Ltd	5	11:22.321	16.868	0.466	78.32	2:14.723	5
5	27		5 Richard HAYWARD	Yamaha TZR - GForce/Hayward R Ltd/SnapOn	5	11:42.915	37.462	20.594	76.02	2:18.451	5
6	8		6 David BALL	Yamaha TZR 250 - Gardiner Page and Roe pension	5	11:42.949	37.496	0.034	76.02	2:18.457	5
7	28		7 Liam McCARTER	Yamaha TZR - Katie McCarter	5	11:43.760	38.307	0.811	75.93	2:18.387	2
8	57		8 Geoff MOOK	Yamaha TZR 250 -	5	11:48.996	43.543	5.236	75.37	2:18.487	4
9	60	C	1 Danny GOUGH	Yamaha TZR 250 - G Force Motorcycles	5	11:56.949	51.496	7.953	74.53	2:19.035	5
10	72	C	2 John HAMILTON	Yamaha TZR 250 - LW Racing	5	11:57.376	51.923	0.427	74.49	2:21.303	5
11	26	C	3 Damian LEE	Yamaha TZR 250 - Leed Autos	5	12:01.903	56.450	4.527	74.02	2:21.645	4
12	39	R	1 Robert KEOGH	Yamaha TZR 250 -	5	12:09.072	1:03.619	7.169	73.29	2:21.161	4
13	73	C	4 Colvin TURNER	Yamaha TZR 250 -	5	12:14.364	1:08.911	5.292	72.77	2:23.953	3
14	199	C	5 Michael FROST	Yamaha TZR 250 -	5	12:14.997	1:09.544	0.633	72.70	2:22.695	4
15	29		9 Derek CRIPPS	Yamaha TZR - Team FBR	5	12:16.053	1:10.600	1.056	72.60	2:22.443	4
16	43	C	6 Michael PINCHES	Yamaha TZR 250 -	5	12:20.778	1:15.325	4.725	72.14	2:24.177	5
17	333	C	7 Mark STUBBERFIELD	Yamaha TZR 250 - Polished concrete London	5	12:28.683	1:23.230	7.905	71.37	2:26.385	2
18	45		10 Peter MOORE	Yamaha TZR 250 -	5	12:41.088	1:35.635	12.405	70.21	2:25.041	2
19	36	C	8 Phil ZANUTTO	Yamaha TZR 250 -	5	12:45.859	1:40.406	4.771	69.77	2:28.609	5
20	62	C	9 David PATERSON	Yamaha TZR 250 - The love of a good woman	5	12:46.516	1:41.063	0.657	69.71	2:29.677	5
21	46	C	10 Kevin MARSHALL	Yamaha TZR 250 - Stacey Processing	5	12:46.938	1:41.485	0.422	69.68	2:29.381	5
22	69	C	11 Mark ELLERAY	Yamaha TZR 250 - Abbot Solutions Ltd	5	12:58.856	1:53.403	11.918	68.61	2:31.504	2
23	100	C	12 David COURT	Yamaha TZR 250 - www.ypmrc.co.uk	5	12:58.866	1:53.413	0.010	68.61	2:31.354	5
24	53	C	13 Alan COATES	Yamaha TZR 250 - Clarendon Motorcycles Hull	5	13:04.348	1:58.895	5.482	68.13	2:31.692	5
25	42	C	14 Martin PEARSON	Yamaha TZR 250 -	5	13:08.199	2:02.746	3.851	67.80	2:33.851	5
26	65	C	15 Nigel TERRY	Yamaha TZR 250 - NTrap Garage Doors	5	13:18.378	2:12.925	10.179	66.93	2:36.134	2
27	77	C	16 Adam COLLINS	Yamaha TZR 250 - 2 Cows Racing	5	13:31.448	2:25.995	13.070	65.85	2:38.444	4

**NOT CLASSIFIED**

DNF	47	R	Roy ALDERSLADE	Yamaha TZR 250 -	3	7:26.798	2 Laps	2 Laps	71.76	2:25.130	2
DNF	117		Stuart HALL	Yamaha TZR 250 -	0						

**NOT STARTED**

NS	70		Andrew BURSCOUGH	Yamaha YPVS 350 - Mad biker designs/Martitanium							
----	----	--	------------------	---	--	--	--	--	--	--	--

**FASTEST LAP**

	13		Doug EDMONDSON	Yamaha TZR 250 - Stan Stephens Tuning	5	2:10.559		81.86 mph		131.74 kph	
	60	C	Danny GOUGH	Yamaha TZR 250 - G Force Motorcycles	5	2:19.035		76.87 mph		123.71 kph	
	39	R	Robert KEOGH	Yamaha TZR 250 -	4	2:21.161		75.71 mph		121.85 kph	

Class - 92.5% of Race Speed = 74.27 mph  
 Class C - 92.5% of Race Speed = 68.94 mph  
 Class R - 92.5% of Race Speed = 67.79 mph

Race Distance: 5 Laps / 14.84 miles  
 Snetterton 300: 2.9689 miles

Weather / Track : Cloudy / Dry

These results are provisional until the conclusion of any judicial and technical matters.

Date: 07/05/2023 Start: 11:06 Finish: 11:17

Clerk Of Course :	Stewards :	Timekeeper : Richard Evans
-------------------	------------	----------------------------

Results can be found at [www.tsl-timing.com](http://www.tsl-timing.com)

Printed - 11:44 Sunday, 07 May 2023





# BMCRC - MRO Championships 2023 - Rnd 3 @ Snetterton

## DFDS Yamaha Past Masters

### RACE 2 - LAP CHART

LAP 1 @ 11:09:11.464			LAP 3 @ 11:13:36.028		
NO	BEHIND	LAP TIME	NO	BEHIND	LAP TIME
51		2:18.735	13		2:11.834
13	0.006	2:18.742	51	0.189	2:11.722
74	3.942	2:22.678	74	9.496	2:15.270
22	4.866	2:23.602	22	10.053	2:15.080
8	6.944	2:25.680	8	22.300	2:20.375
27	8.288	2:27.024	27	22.462	2:20.018
28	10.409	2:29.145	28	22.881	2:18.648
72	11.419	2:30.155	57	28.495	2:19.261
26	12.189	2:30.925	72	29.970	2:21.352
60	13.519	2:32.255	60	33.638	2:22.174
57	13.888	2:32.624	26	34.158	2:23.910
333	14.030	2:32.766	39	37.749	2:21.616
73	14.469	2:33.205	73	39.239	2:23.953
47	15.902	2:34.638	199	43.374	2:24.002
39	18.425	2:37.161	47	43.499	2:27.030
45	19.034	2:37.770	333	45.400	2:29.548
43	19.056	2:37.792	29	46.691	2:24.943
199	19.421	2:38.157	43	48.456	2:26.621
29	20.077	2:38.813	45	50.314	2:30.802
62	22.959	2:41.695	62	1:03.319	2:31.582
36	23.807	2:42.543	36	1:03.760	2:32.015
46	24.124	2:42.860	46	1:04.425	2:31.752
65	25.098	2:43.834	69	1:04.797	2:32.627
69	25.229	2:43.965	100	1:11.247	2:33.959
100	27.969	2:46.705	53	1:16.406	2:34.960
42	29.231	2:47.967	42	1:17.112	2:37.002
53	30.533	2:49.269	65	1:17.316	2:40.647
77	37.596	2:56.332	77	1:30.347	2:38.762

13	0.128	2:10.559
22	16.402	2:14.149
74	16.868	2:14.723
27	37.462	2:18.451
8	37.496	2:18.457
28	38.307	2:18.690
57	43.543	2:18.715
60	51.496	2:19.035
72	51.923	2:21.303
26	56.450	2:22.801
39	1:03.619	2:26.863
73	1:08.911	2:27.175
199	1:09.544	2:25.629
29	1:10.600	2:23.620
43	1:15.325	2:24.177
333	1:23.230	2:30.530
45	1:35.635	2:36.416
36	1:40.406	2:28.609
62	1:41.063	2:29.677
46	1:41.485	2:29.381
69	1:53.403	2:36.923
100	1:53.413	2:31.354
53	1:58.895	2:31.692
42	2:02.746	2:33.851
65	2:12.925	2:39.225
77	2:25.995	2:39.358

LAP 2 @ 11:11:24.194			LAP 4 @ 11:15:47.108		
NO	BEHIND	LAP TIME	NO	BEHIND	LAP TIME
13		2:12.723	51		2:10.891
51	0.301	2:13.030	13	0.643	2:11.723
74	6.060	2:14.847	74	13.219	2:14.803
22	6.807	2:14.670	22	13.327	2:14.354
8	13.759	2:19.544	27	30.085	2:18.703
27	14.278	2:18.719	8	30.113	2:18.893
28	16.067	2:18.387	28	30.691	2:18.890
72	20.452	2:21.762	57	35.902	2:18.487
57	21.068	2:19.909	72	41.694	2:22.804
26	22.082	2:22.622	60	43.535	2:20.977
60	23.298	2:22.508	26	44.723	2:21.645
73	27.120	2:25.380	39	47.830	2:21.161
333	27.686	2:26.385	73	52.810	2:24.651
39	27.967	2:22.271	199	54.989	2:22.695
47	28.303	2:25.130	29	58.054	2:22.443
199	31.206	2:24.514	43	1:02.222	2:24.846
45	31.346	2:25.041	333	1:03.774	2:29.454
29	33.582	2:26.234	45	1:10.293	2:31.059
43	33.669	2:27.342	62	1:22.460	2:30.221
62	43.571	2:33.341	36	1:22.871	2:30.191
36	43.579	2:32.501	46	1:23.178	2:29.833
69	44.004	2:31.504	69	1:27.554	2:33.837
46	44.507	2:33.112	100	1:33.133	2:32.966
65	48.503	2:36.134	53	1:38.277	2:32.951
100	49.122	2:33.882	42	1:39.969	2:33.937
42	51.944	2:35.442	65	1:44.774	2:38.538
53	53.280	2:35.476	77	1:57.711	2:38.444
77	1:03.419	2:38.552			

LAP 5 @ 11:17:58.182		
NO	BEHIND	LAP TIME
51		2:11.074

# BMCRC - MRO Championships 2023 - Rnd 3 @ Snetterton

## DFDS Yamaha Past Masters

### RACE 2 - POSITION CHART

No	Name	Lap Pos	Lap						
			1	2	3	4	5	6	
51	WHOLEY	1	51	13	13	51	51		
13	EDMONDSON	2	13	51	51	13	13		
117	HALL	3	74	74	74	74	22		
70	BURSCOUGH	4	22	22	22	22	74		
26	LEE	5	8	8	8	27	27		
74	WHITBY	6	27	27	27	8	8		
8	BALL	7	28	28	28	28	28		
333	STUBBERFIELD	8	72	72	57	57	57		
28	McCARTER	9	26	57	72	72	60		
72	HAMILTON	10	60	26	60	60	72		
27	HAYWARD	11	57	60	26	26	26		
47	ALDERSLADE	12	333	73	39	39	39		
22	BALLERINI	13	73	333	73	73	73		
60	GOUGH	14	47	39	199	199	199		
199	FROST	15	39	47	47	29	29		
43	PINCHES	16	45	199	333	43	43		
36	ZANUTTO	17	43	45	29	333	333		
46	MARSHALL	18	199	29	43	45	45		
62	PATERSON	19	29	43	45	62	36		
77	COLLINS	20	62	62	62	36	62		
69	ELLERAY	21	36	36	36	46	46		
29	CRIPPS	22	46	69	46	69	69		
73	TURNER	23	65	46	69	100	100		
65	TERRY	24	69	65	100	53	53		
57	MOOK	25	100	100	53	42	42		
42	PEARSON	26	42	42	42	65	65		
39	KEOGH	27	53	53	65	77	77		
45	MOORE	28	77	77	77				
100	COURT	29							
53	COATES	30							

# BMCRC - MRO Championships 2023 - Rnd 3 @ Snetterton

## DFDS Yamaha Past Masters

### RACE 2 - SECTOR ANALYSIS



SECTOR 1 = FL to I1, SECTOR 2 = I1 to FL, DIFF = Difference To Personal Best Lap, P = Crossed Finish Line in Pit Lane, D = Time Disallowed

P1 51		Kevin WHOLEY		Yamaha TZR - Twistgrip Motorcycles		
IDEAL LAP TIME :		BEST LAP TIME : 2:10.891		DIFFERENCE :		
LAP	SECTOR 1	SECTOR 2	LAP TIME	MPH	DIFF	TIME OF DAY
1 -			2:18.735	77.03	7.844	11:09:11.464
2 -			2:13.030	80.34	2.139	11:11:24.495
3 -			2:11.722 (3)	81.14	0.831	11:13:36.217
4 -			<b>2:10.891 (1)</b>	<b>81.65</b>		<b>11:15:47.108</b>
5 -			2:11.074 (2)	81.54	0.183	11:17:58.182

P2 13		Doug EDMONDSON		Yamaha TZR 250 - Stan Stephens Tuning		
IDEAL LAP TIME : 2:10.559		BEST LAP TIME : 2:10.559		DIFFERENCE : 0.000		
LAP	SECTOR 1	SECTOR 2	LAP TIME	MPH	DIFF	TIME OF DAY
1 -		44.210	2:18.742	77.03	8.183	11:09:11.471
2 -	1:28.835	43.888	2:12.723	80.52	2.164	11:11:24.194
3 -	1:28.165	43.669	2:11.834 (3)	81.07	1.275	11:13:36.028
4 -	1:27.835	43.888	2:11.723 (2)	81.14	1.164	11:15:47.751
5 -	<b>1:27.044</b>	<b>43.515</b>	<b>2:10.559 (1)</b>	<b>81.86</b>		<b>11:17:58.310</b>

P3 22		Rik BALLERINI		Yamaha TZR 250 - SCLS LTD, CAMBRIDGE MC, GECKO RAC		
IDEAL LAP TIME : 2:13.990		BEST LAP TIME : 2:14.149		DIFFERENCE : 0.159		
LAP	SECTOR 1	SECTOR 2	LAP TIME	MPH	DIFF	TIME OF DAY
1 -		45.352	2:23.602	74.42	9.453	11:09:16.331
2 -	1:29.797	44.873	2:14.670 (3)	79.36	0.521	11:11:31.001
3 -	1:30.013	45.067	2:15.080	79.12	0.931	11:13:46.081
4 -	<b>1:29.419</b>	44.935	2:14.354 (2)	79.55	0.205	11:16:00.435
5 -	1:29.578	<b>44.571</b>	<b>2:14.149 (1)</b>	<b>79.67</b>		<b>11:18:14.584</b>

P4 74		Paul WHITBY		Yamaha TZR 250 - Greybridge Ltd		
IDEAL LAP TIME : 2:14.110		BEST LAP TIME : 2:14.723		DIFFERENCE : 0.613		
LAP	SECTOR 1	SECTOR 2	LAP TIME	MPH	DIFF	TIME OF DAY
1 -		45.158	2:22.678	74.91	7.955	11:09:15.407
2 -	1:29.467	45.380	2:14.847 (3)	79.26	0.124	11:11:30.254
3 -	1:30.400	<b>44.870</b>	2:15.270	79.01	0.547	11:13:45.524
4 -	1:29.368	45.435	2:14.803 (2)	79.28	0.080	11:16:00.327
5 -	<b>1:29.240</b>	45.483	<b>2:14.723 (1)</b>	<b>79.33</b>		<b>11:18:15.050</b>

P5 27		Richard HAYWARD		Yamaha TZR - GForce/Hayward R Ltd/SnapOn		
IDEAL LAP TIME : 2:17.782		BEST LAP TIME : 2:18.451		DIFFERENCE : 0.669		
LAP	SECTOR 1	SECTOR 2	LAP TIME	MPH	DIFF	TIME OF DAY
1 -		46.168	2:27.024	72.69	8.573	11:09:19.753
2 -	1:32.482	46.237	2:18.719 (3)	77.04	0.268	11:11:38.472
3 -	1:33.021	46.997	2:20.018	76.33	1.567	11:13:58.490
4 -	1:32.912	<b>45.791</b>	2:18.703 (2)	77.05	0.252	11:16:17.193
5 -	<b>1:31.991</b>	46.460	<b>2:18.451 (1)</b>	<b>77.19</b>		<b>11:18:35.644</b>

P6 8		David BALL		Yamaha TZR 250 - Gardiner Page and Roe pension consultants		
IDEAL LAP TIME : 2:18.169		BEST LAP TIME : 2:18.457		DIFFERENCE : 0.288		
LAP	SECTOR 1	SECTOR 2	LAP TIME	MPH	DIFF	TIME OF DAY
1 -		<b>45.917</b>	2:25.680	73.36	7.223	11:09:18.409
2 -	1:33.147	46.397	2:19.544 (3)	76.59	1.087	11:11:37.953
3 -	1:33.687	46.688	2:20.375	76.13	1.918	11:13:58.328
4 -	1:32.747	46.146	2:18.893 (2)	76.95	0.436	11:16:17.221
5 -	<b>1:32.252</b>	46.205	<b>2:18.457 (1)</b>	<b>77.19</b>		<b>11:18:35.678</b>

# BMCRC - MRO Championships 2023 - Rnd 3 @ Snetterton

## DFDS Yamaha Past Masters

### RACE 2 - SECTOR ANALYSIS



SECTOR 1 = FL to I1, SECTOR 2 = I1 to FL, DIFF = Difference To Personal Best Lap, P = Crossed Finish Line in Pit Lane, D = Time Disallowed

P7 28		Liam McCARTER		Yamaha TZR - Katie McCarter		
IDEAL LAP TIME : 2:18.248		BEST LAP TIME : 2:18.387		DIFFERENCE : 0.139		
LAP	SECTOR 1	SECTOR 2	LAP TIME	MPH	DIFF	TIME OF DAY
1 -		46.868	2:29.145	71.66	10.758	11:09:21.874
2 -	1:32.598	<b>45.789</b>	<b>2:18.387 (1)</b>	<b>77.23</b>		<b>11:11:40.261</b>
3 -	<b>1:32.459</b>	46.189	2:18.648 (2)	77.08	0.261	11:13:58.909
4 -	1:32.730	46.160	2:18.890	76.95	0.503	11:16:17.799
5 -	1:32.603	46.087	2:18.690 (3)	77.06	0.303	11:18:36.489

P8 57		Geoff MOOK		Yamaha TZR 250 -		
IDEAL LAP TIME : 2:18.261		BEST LAP TIME : 2:18.487		DIFFERENCE : 0.226		
LAP	SECTOR 1	SECTOR 2	LAP TIME	MPH	DIFF	TIME OF DAY
1 -		48.162	2:32.624	70.02	14.137	11:09:25.353
2 -	1:33.383	46.526	2:19.909	76.39	1.422	11:11:45.262
3 -	1:32.643	46.618	2:19.261 (3)	76.74	0.774	11:14:04.523
4 -	1:32.650	<b>45.837</b>	<b>2:18.487 (1)</b>	<b>77.17</b>		<b>11:16:23.010</b>
5 -	<b>1:32.424</b>	46.291	2:18.715 (2)	77.05	0.228	11:18:41.725

P9 60 C		Danny GOUGH		Yamaha TZR 250 - G Force Motorcycles		
IDEAL LAP TIME : 2:19.035		BEST LAP TIME : 2:19.035		DIFFERENCE : 0.000		
LAP	SECTOR 1	SECTOR 2	LAP TIME	MPH	DIFF	TIME OF DAY
1 -		48.301	2:32.255	70.19	13.220	11:09:24.984
2 -	1:34.480	48.028	2:22.508	74.99	3.473	11:11:47.492
3 -	1:34.378	47.796	2:22.174 (3)	75.17	3.139	11:14:09.666
4 -	1:33.815	47.162	2:20.977 (2)	75.81	1.942	11:16:30.643
5 -	<b>1:32.998</b>	<b>46.037</b>	<b>2:19.035 (1)</b>	<b>76.87</b>		<b>11:18:49.678</b>

P10 72 C		John HAMILTON		Yamaha TZR 250 - LW Racing		
IDEAL LAP TIME : 2:20.842		BEST LAP TIME : 2:21.303		DIFFERENCE : 0.461		
LAP	SECTOR 1	SECTOR 2	LAP TIME	MPH	DIFF	TIME OF DAY
1 -		47.098	2:30.155	71.18	8.852	11:09:22.884
2 -	1:34.407	47.355	2:21.762 (3)	75.39	0.459	11:11:44.646
3 -	1:34.836	<b>46.516</b>	2:21.352 (2)	75.61	0.049	11:14:05.998
4 -	1:35.286	47.518	2:22.804	74.84	1.501	11:16:28.802
5 -	<b>1:34.326</b>	46.977	<b>2:21.303 (1)</b>	<b>75.63</b>		<b>11:18:50.105</b>

P11 26 C		Damian LEE		Yamaha TZR 250 - Leed Autos		
IDEAL LAP TIME : 2:21.645		BEST LAP TIME : 2:21.645		DIFFERENCE : 0.000		
LAP	SECTOR 1	SECTOR 2	LAP TIME	MPH	DIFF	TIME OF DAY
1 -		48.010	2:30.925	70.81	9.280	11:09:23.654
2 -	1:35.200	47.422	2:22.622 (2)	74.93	0.977	11:11:46.276
3 -	1:35.669	48.241	2:23.910	74.26	2.265	11:14:10.186
4 -	<b>1:34.463</b>	<b>47.182</b>	<b>2:21.645 (1)</b>	<b>75.45</b>		<b>11:16:31.831</b>
5 -	1:34.941	47.860	2:22.801 (3)	74.84	1.156	11:18:54.632

P12 39 R		Robert KEOGH		Yamaha TZR 250 -		
IDEAL LAP TIME : 2:20.975		BEST LAP TIME : 2:21.161		DIFFERENCE : 0.186		
LAP	SECTOR 1	SECTOR 2	LAP TIME	MPH	DIFF	TIME OF DAY
1 -		48.841	2:37.161	68.00	16.000	11:09:29.890
2 -	1:34.504	47.767	2:22.271 (3)	75.12	1.110	11:11:52.161
3 -	1:34.582	<b>47.034</b>	2:21.616 (2)	75.47	0.455	11:14:13.777
4 -	<b>1:33.941</b>	47.220	<b>2:21.161 (1)</b>	<b>75.71</b>		<b>11:16:34.938</b>
5 -	1:36.266	50.597	2:26.863	72.77	5.702	11:19:01.801

# BMCRC - MRO Championships 2023 - Rnd 3 @ Snetterton

## DFDS Yamaha Past Masters

### RACE 2 - SECTOR ANALYSIS



SECTOR 1 = FL to I1, SECTOR 2 = I1 to FL, DIFF = Difference To Personal Best Lap, P = Crossed Finish Line in Pit Lane, D = Time Disallowed

P13 73 C		Colvin TURNER		Yamaha TZR 250 -		
IDEAL LAP TIME : 2:23.433		BEST LAP TIME : 2:23.953		DIFFERENCE : 0.520		
LAP	SECTOR 1	SECTOR 2	LAP TIME	MPH	DIFF	TIME OF DAY
1 -		48.309	2:33.205	69.76	9.252	11:09:25.934
2 -	1:36.102	49.278	2:25.380 (3)	73.51	1.427	11:11:51.314
3 -	1:36.133	<b>47.820</b>	<b>2:23.953 (1)</b>	<b>74.24</b>		<b>11:14:15.267</b>
4 -	<b>1:35.613</b>	49.038	2:24.651 (2)	73.88	0.698	11:16:39.918
5 -	1:37.784	49.391	2:27.175	72.62	3.222	11:19:07.093

P14 199 C		Michael FROST		Yamaha TZR 250 -		
IDEAL LAP TIME : 2:22.695		BEST LAP TIME : 2:22.695		DIFFERENCE : 0.000		
LAP	SECTOR 1	SECTOR 2	LAP TIME	MPH	DIFF	TIME OF DAY
1 -		49.816	2:38.157	67.57	15.462	11:09:30.886
2 -	1:36.320	48.194	2:24.514 (3)	73.95	1.819	11:11:55.400
3 -	1:36.296	47.706	2:24.002 (2)	74.22	1.307	11:14:19.402
4 -	<b>1:35.580</b>	<b>47.115</b>	<b>2:22.695 (1)</b>	<b>74.90</b>		<b>11:16:42.097</b>
5 -	1:36.956	48.673	2:25.629	73.39	2.934	11:19:07.726

P15 29		Derek CRIPPS		Yamaha TZR - Team FBR		
IDEAL LAP TIME : 2:22.443		BEST LAP TIME : 2:22.443		DIFFERENCE : 0.000		
LAP	SECTOR 1	SECTOR 2	LAP TIME	MPH	DIFF	TIME OF DAY
1 -		49.230	2:38.813	67.29	16.370	11:09:31.542
2 -	1:37.373	48.861	2:26.234	73.08	3.791	11:11:57.776
3 -	1:37.254	47.689	2:24.943 (3)	73.73	2.500	11:14:22.719
4 -	<b>1:35.135</b>	<b>47.308</b>	<b>2:22.443 (1)</b>	<b>75.03</b>		<b>11:16:45.162</b>
5 -	1:36.005	47.615	2:23.620 (2)	74.41	1.177	11:19:08.782

P16 43 C		Michael PINCHES		Yamaha TZR 250 -		
IDEAL LAP TIME : 2:24.177		BEST LAP TIME : 2:24.177		DIFFERENCE : 0.000		
LAP	SECTOR 1	SECTOR 2	LAP TIME	MPH	DIFF	TIME OF DAY
1 -		50.278	2:37.792	67.73	13.615	11:09:30.521
2 -	1:37.698	49.644	2:27.342	72.53	3.165	11:11:57.863
3 -	1:37.736	48.885	2:26.621 (3)	72.89	2.444	11:14:24.484
4 -	1:35.780	49.066	2:24.846 (2)	73.78	0.669	11:16:49.330
5 -	<b>1:35.716</b>	<b>48.461</b>	<b>2:24.177 (1)</b>	<b>74.13</b>		<b>11:19:13.507</b>

P17 333 C		Mark STUBBERFIELD		Yamaha TZR 250 - Polished concrete London		
IDEAL LAP TIME : 2:25.631		BEST LAP TIME : 2:26.385		DIFFERENCE : 0.754		
LAP	SECTOR 1	SECTOR 2	LAP TIME	MPH	DIFF	TIME OF DAY
1 -		<b>49.127</b>	2:32.766	69.96	6.381	11:09:25.495
2 -	<b>1:36.504</b>	49.881	<b>2:26.385 (1)</b>	<b>73.01</b>		<b>11:11:51.880</b>
3 -	1:39.882	49.666	2:29.548 (3)	71.46	3.163	11:14:21.428
4 -	1:38.837	50.617	2:29.454 (2)	71.51	3.069	11:16:50.882
5 -	1:39.801	50.729	2:30.530	71.00	4.145	11:19:21.412

P18 45		Peter MOORE		Yamaha TZR 250 -		
IDEAL LAP TIME : 2:24.733		BEST LAP TIME : 2:25.041		DIFFERENCE : 0.308		
LAP	SECTOR 1	SECTOR 2	LAP TIME	MPH	DIFF	TIME OF DAY
1 -		<b>48.443</b>	2:37.770	67.74	12.729	11:09:30.499
2 -	<b>1:36.290</b>	48.751	<b>2:25.041 (1)</b>	<b>73.69</b>		<b>11:11:55.540</b>
3 -	1:39.952	50.850	2:30.802 (2)	70.87	5.761	11:14:26.342
4 -	1:40.656	50.403	2:31.059 (3)	70.75	6.018	11:16:57.401
5 -	1:42.730	53.686	2:36.416	68.33	11.375	11:19:33.817

# BMCRC - MRO Championships 2023 - Rnd 3 @ Snetterton

## DFDS Yamaha Past Masters

### RACE 2 - SECTOR ANALYSIS



SECTOR 1 = FL to I1, SECTOR 2 = I1 to FL, DIFF = Difference To Personal Best Lap, P = Crossed Finish Line in Pit Lane, D = Time Disallowed

P19 36 C		Phil ZANUTTO		Yamaha TZR 250 -		
IDEAL LAP TIME : 2:28.609		BEST LAP TIME : 2:28.609		DIFFERENCE : 0.000		
LAP	SECTOR 1	SECTOR 2	LAP TIME	MPH	DIFF	TIME OF DAY
1 -		51.215	2:42.543	65.75	13.934	11:09:35.272
2 -	1:40.617	51.884	2:32.501	70.08	3.892	11:12:07.773
3 -	1:41.337	50.678	2:32.015 (3)	70.30	3.406	11:14:39.788
4 -	1:39.526	50.665	2:30.191 (2)	71.16	1.582	11:17:09.979
5 -	<b>1:38.827</b>	<b>49.782</b>	<b>2:28.609 (1)</b>	<b>71.92</b>		<b>11:19:38.588</b>

P20 62 C		David PATERSON		Yamaha TZR 250 - The love of a good woman		
IDEAL LAP TIME : 2:29.657		BEST LAP TIME : 2:29.677		DIFFERENCE : 0.020		
LAP	SECTOR 1	SECTOR 2	LAP TIME	MPH	DIFF	TIME OF DAY
1 -		52.405	2:41.695	66.10	12.018	11:09:34.424
2 -	1:41.254	52.087	2:33.341	69.70	3.664	11:12:07.765
3 -	1:40.299	51.283	2:31.582 (3)	70.51	1.905	11:14:39.347
4 -	<b>1:39.466</b>	50.755	2:30.221 (2)	71.14	0.544	11:17:09.568
5 -	1:39.486	<b>50.191</b>	<b>2:29.677 (1)</b>	<b>71.40</b>		<b>11:19:39.245</b>

P21 46 C		Kevin MARSHALL		Yamaha TZR 250 - Stacey Processing		
IDEAL LAP TIME : 2:29.381		BEST LAP TIME : 2:29.381		DIFFERENCE : 0.000		
LAP	SECTOR 1	SECTOR 2	LAP TIME	MPH	DIFF	TIME OF DAY
1 -		50.544	2:42.860	65.62	13.479	11:09:35.589
2 -	1:40.609	52.503	2:33.112	69.80	3.731	11:12:08.701
3 -	1:41.287	50.465	2:31.752 (3)	70.43	2.371	11:14:40.453
4 -	1:39.936	49.897	2:29.833 (2)	71.33	0.452	11:17:10.286
5 -	<b>1:39.534</b>	<b>49.847</b>	<b>2:29.381 (1)</b>	<b>71.54</b>		<b>11:19:39.667</b>

P22 69 C		Mark ELLERAY		Yamaha TZR 250 - Abbot Solutions Ltd		
IDEAL LAP TIME : 2:30.736		BEST LAP TIME : 2:31.504		DIFFERENCE : 0.768		
LAP	SECTOR 1	SECTOR 2	LAP TIME	MPH	DIFF	TIME OF DAY
1 -		<b>50.600</b>	2:43.965	65.18	12.461	11:09:36.694
2 -	<b>1:40.136</b>	51.368	<b>2:31.504 (1)</b>	<b>70.54</b>		<b>11:12:08.198</b>
3 -	1:41.981	50.646	2:32.627 (2)	70.02	1.123	11:14:40.825
4 -	1:41.482	52.355	2:33.837 (3)	69.47	2.333	11:17:14.662
5 -	1:43.194	53.729	2:36.923	68.11	5.419	11:19:51.585

P23 100 C		David COURT		Yamaha TZR 250 - www.ypmrc.co.uk		
IDEAL LAP TIME : 2:31.354		BEST LAP TIME : 2:31.354		DIFFERENCE : 0.000		
LAP	SECTOR 1	SECTOR 2	LAP TIME	MPH	DIFF	TIME OF DAY
1 -		51.564	2:46.705	64.11	15.351	11:09:39.434
2 -	1:42.095	51.787	2:33.882 (3)	69.45	2.528	11:12:13.316
3 -	1:42.430	51.529	2:33.959	69.42	2.605	11:14:47.275
4 -	1:41.955	51.011	2:32.966 (2)	69.87	1.612	11:17:20.241
5 -	<b>1:41.052</b>	<b>50.302</b>	<b>2:31.354 (1)</b>	<b>70.61</b>		<b>11:19:51.595</b>

P24 53 C		Alan COATES		Yamaha TZR 250 - Clarendon Motorcycles Hull		
IDEAL LAP TIME : 2:31.692		BEST LAP TIME : 2:31.692		DIFFERENCE : 0.000		
LAP	SECTOR 1	SECTOR 2	LAP TIME	MPH	DIFF	TIME OF DAY
1 -		52.977	2:49.269	63.14	17.577	11:09:41.998
2 -	1:44.655	50.821	2:35.476	68.74	3.784	11:12:17.474
3 -	1:43.381	51.579	2:34.960 (3)	68.97	3.268	11:14:52.434
4 -	1:42.392	50.559	2:32.951 (2)	69.87	1.259	11:17:25.385
5 -	<b>1:41.923</b>	<b>49.769</b>	<b>2:31.692 (1)</b>	<b>70.45</b>		<b>11:19:57.077</b>

# BMCRC - MRO Championships 2023 - Rnd 3 @ Snetterton

## DFDS Yamaha Past Masters

### RACE 2 - SECTOR ANALYSIS



SECTOR 1 = FL to I1, SECTOR 2 = I1 to FL, DIFF = Difference To Personal Best Lap, P = Crossed Finish Line in Pit Lane, D = Time Disallowed

P25 42 C		Martin PEARSON		Yamaha TZR 250 -		
IDEAL LAP TIME : 2:33.101		BEST LAP TIME : 2:33.851		DIFFERENCE : 0.750		
LAP	SECTOR 1	SECTOR 2	LAP TIME	MPH	DIFF	TIME OF DAY
1 -		52.570	2:47.967	63.63	14.116	11:09:40.696
2 -	1:43.568	51.874	2:35.442 (3)	68.75	1.591	11:12:16.138
3 -	1:44.612	52.390	2:37.002	68.07	3.151	11:14:53.140
4 -	1:42.582	<b>51.355</b>	2:33.937 (2)	69.43	0.086	11:17:27.077
5 -	<b>1:41.746</b>	52.105	<b>2:33.851 (1)</b>	<b>69.47</b>		<b>11:20:00.928</b>

P26 65 C		Nigel TERRY		Yamaha TZR 250 - NTrap Garage Doors		
IDEAL LAP TIME : 2:33.918		BEST LAP TIME : 2:36.134		DIFFERENCE : 2.216		
LAP	SECTOR 1	SECTOR 2	LAP TIME	MPH	DIFF	TIME OF DAY
1 -		<b>50.753</b>	2:43.834	65.23	7.700	11:09:36.563
2 -	<b>1:43.165</b>	52.969	<b>2:36.134 (1)</b>	<b>68.45</b>		<b>11:12:12.697</b>
3 -	1:46.730	53.917	2:40.647	66.53	4.513	11:14:53.344
4 -	1:45.124	53.414	2:38.538 (2)	67.41	2.404	11:17:31.882
5 -	1:45.994	53.231	2:39.225 (3)	67.12	3.091	11:20:11.107

P27 77 C		Adam COLLINS		Yamaha TZR 250 - 2 Cows Racing		
IDEAL LAP TIME : 2:38.222		BEST LAP TIME : 2:38.444		DIFFERENCE : 0.222		
LAP	SECTOR 1	SECTOR 2	LAP TIME	MPH	DIFF	TIME OF DAY
1 -		1:01.893	2:56.332	60.61	17.888	11:09:49.061
2 -	1:44.878	53.674	2:38.552 (2)	67.41	0.108	11:12:27.613
3 -	1:45.284	<b>53.478</b>	2:38.762 (3)	67.32	0.318	11:15:06.375
4 -	<b>1:44.744</b>	53.700	<b>2:38.444 (1)</b>	<b>67.45</b>		<b>11:17:44.819</b>
5 -	1:45.320	54.038	2:39.358	67.06	0.914	11:20:24.177

P28 47 R		Roy ALDERSLADE		Yamaha TZR 250 -		
IDEAL LAP TIME : 2:24.103		BEST LAP TIME : 2:25.130		DIFFERENCE : 1.027		
LAP	SECTOR 1	SECTOR 2	LAP TIME	MPH	DIFF	TIME OF DAY
1 -		<b>48.440</b>	2:34.638	69.11	9.508	11:09:27.367
2 -	<b>1:35.663</b>	49.467	<b>2:25.130 (1)</b>	<b>73.64</b>		<b>11:11:52.497</b>
3 -	1:37.665	49.365	2:27.030 (2)	72.69	1.900	11:14:19.527

# BMCRC - MRO Championships 2023 - Rnd 3 @ Snetterton

## DFDS Yamaha Past Masters

### RACE 2 - BEST SECTORS

SECTOR 1			SECTOR 2			IDEAL / BEST COMPARISON						
POS	NO	NAME	TIME	NO	NAME	TIME	POS	NO	NAME	IDEAL	BEST	DIFF
									<b>PERFECT LAP</b>	<b>2:10.559</b>		
1	13	EDMONDSON	1:27.044	13	EDMONDSON	43.515	1	13	EDMONDSON	2:10.559	2:10.559	0.000
2	74	WHITBY	1:29.240	22	BALLERINI	44.571	2	22	BALLERINI	2:13.990	2:14.149	0.159
3	22	BALLERINI	1:29.419	74	WHITBY	44.870	3	74	WHITBY	2:14.110	2:14.723	0.613
4	27	HAYWARD	1:31.991	28	McCARTER	45.789	4	27	HAYWARD	2:17.782	2:18.451	0.669
5	8	BALL	1:32.252	27	HAYWARD	45.791	5	8	BALL	2:18.169	2:18.457	0.288
6	57	MOOK	1:32.424	57	MOOK	45.837	6	28	McCARTER	2:18.248	2:18.387	0.139
7	28	McCARTER	1:32.459	8	BALL	45.917	7	57	MOOK	2:18.261	2:18.487	0.226
8	60	GOUGH	1:32.998	60	GOUGH	46.037	8	60	GOUGH	2:19.035	2:19.035	0.000
9	39	KEOGH	1:33.941	72	HAMILTON	46.516	9	72	HAMILTON	2:20.842	2:21.303	0.461
10	72	HAMILTON	1:34.326	39	KEOGH	47.034	10	39	KEOGH	2:20.975	2:21.161	0.186
11	26	LEE	1:34.463	199	FROST	47.115	11	26	LEE	2:21.645	2:21.645	0.000
12	29	CRIPPS	1:35.135	26	LEE	47.182	12	29	CRIPPS	2:22.443	2:22.443	0.000
13	199	FROST	1:35.580	29	CRIPPS	47.308	13	199	FROST	2:22.695	2:22.695	0.000
14	73	TURNER	1:35.613	73	TURNER	47.820	14	73	TURNER	2:23.433	2:23.953	0.520
15	47	ALDERSLADE	1:35.663	47	ALDERSLADE	48.440	15	47	ALDERSLADE	2:24.103	2:25.130	1.027
16	43	PINCHES	1:35.716	45	MOORE	48.443	16	43	PINCHES	2:24.177	2:24.177	0.000
17	45	MOORE	1:36.290	43	PINCHES	48.461	17	45	MOORE	2:24.733	2:25.041	0.308
18	333	STUBBERFIELD	1:36.504	333	STUBBERFIELD	49.127	18	333	STUBBERFIELD	2:25.631	2:26.385	0.754
19	36	ZANUTTO	1:38.827	53	COATES	49.769	19	36	ZANUTTO	2:28.609	2:28.609	0.000
20	62	PATERSON	1:39.466	36	ZANUTTO	49.782	20	46	MARSHALL	2:29.381	2:29.381	0.000
21	46	MARSHALL	1:39.534	46	MARSHALL	49.847	21	62	PATERSON	2:29.657	2:29.677	0.020
22	69	ELLERAY	1:40.136	62	PATERSON	50.191	22	69	ELLERAY	2:30.736	2:31.504	0.768
23	100	COURT	1:41.052	100	COURT	50.302	23	100	COURT	2:31.354	2:31.354	0.000
24	42	PEARSON	1:41.746	69	ELLERAY	50.600	24	53	COATES	2:31.692	2:31.692	0.000
25	53	COATES	1:41.923	65	TERRY	50.753	25	42	PEARSON	2:33.101	2:33.851	0.750
26	65	TERRY	1:43.165	42	PEARSON	51.355	26	65	TERRY	2:33.918	2:36.134	2.216
27	77	COLLINS	1:44.744	77	COLLINS	53.478	27	77	COLLINS	2:38.222	2:38.444	0.222
28							28	51	WHOLEY		2:10.891	
29												



# BMCRC - MRO Championships 2023 - Rnd 3 @ Snetterton

## DFDS Yamaha Past Masters

### RACE 2 - STATISTICS

**Competitors Started** 29  
**Planned Start** 2023-05-07 @ 11:00:00.000  
**Actual Start** 2023-05-07 @ 11:06:52.728  
**Finish Time** 2023-05-07 @ 11:17:44.820  
**Track Length** 2.9689mi.  
**Total Laps** 138  
**Total Distance Covered** 409.7097mi.

#### Session Fastest Lap History

NO	CL	NAME	LAP TIME	TIME OF DAY	LAP	VEHICLE
13		Doug EDMONDSON	<b>2:12.723</b>	11:11:24.200	2	Yamaha TZR 250
13		Doug EDMONDSON	<b>2:11.834</b>	11:13:36.034	3	Yamaha TZR 250
51		Kevin WHOLEY	<b>2:11.722</b>	11:13:36.217	3	Yamaha TZR
51		Kevin WHOLEY	<b>2:10.891</b>	11:15:47.108	4	Yamaha TZR
13		Doug EDMONDSON	<b>2:10.559</b>	11:17:58.316	5	Yamaha TZR 250

#### Session Leader History

NO	CL	NAME	FROM LAP	LAPS LED	DISTANCE	VEHICLE
51		Kevin WHOLEY	1	1	2.96 miles	Yamaha TZR
13		Doug EDMONDSON	2	2	5.93 miles	Yamaha TZR 250
51		Kevin WHOLEY	4	2	5.93 miles	Yamaha TZR

#### Flag History

TYPE	TIME OF DAY
GREEN	11:06:52.728
FINISH	11:17:44.820

#### Flag Statistics

TYPE	COUNT	TOTAL LAPS	TOTAL TIME
Green	1	5	13:59.685
Red	0	0	0.000
Safety Car	0	0	0.000
FCY	0	0	0.000

# BMCRC - MRO Championships 2023 - Rnd 3 @ Snetterton

## DFDS Yamaha Past Masters

### RACE 2 - STATISTICS

**CLASS :**

11 Starters

#### Fastest Lap History

NO	NAME	LAP TIME	TIME OF DAY	LAP	VEHICLE
13	Doug EDMONDSON	<b>2:12.723</b>	11:11:24.200	2	Yamaha TZR 250
13	Doug EDMONDSON	<b>2:11.834</b>	11:13:36.034	3	Yamaha TZR 250
51	Kevin WHOLEY	<b>2:11.722</b>	11:13:36.217	3	Yamaha TZR
51	Kevin WHOLEY	<b>2:10.891</b>	11:15:47.108	4	Yamaha TZR
13	Doug EDMONDSON	<b>2:10.559</b>	11:17:58.316	5	Yamaha TZR 250

#### Leader History

NO	NAME	FROM LAP	LAPS LED	DISTANCE	VEHICLE
51	Kevin WHOLEY	1	1	2.96 miles	Yamaha TZR
13	Doug EDMONDSON	2	2	5.93 miles	Yamaha TZR 250
51	Kevin WHOLEY	4	2	5.93 miles	Yamaha TZR

# BMCRC - MRO Championships 2023 - Rnd 3 @ Snetterton

## DFDS Yamaha Past Masters

### RACE 2 - STATISTICS

**CLASS : C**

16 Starters

#### Fastest Lap History

NO	NAME	LAP TIME	TIME OF DAY	LAP	VEHICLE
72	John HAMILTON	<b>2:21.762</b>	11:11:44.671	2	Yamaha TZR 250
72	John HAMILTON	<b>2:21.352</b>	11:14:06.023	3	Yamaha TZR 250
60	Danny GOUGH	<b>2:20.977</b>	11:16:30.665	4	Yamaha TZR 250
60	Danny GOUGH	<b>2:19.035</b>	11:18:49.699	5	Yamaha TZR 250

#### Leader History

NO	NAME	FROM LAP	LAPS LED	DISTANCE	VEHICLE
72	John HAMILTON	1	4	11.87 miles	Yamaha TZR 250
60	Danny GOUGH	5	1	2.96 miles	Yamaha TZR 250

# BMCRC - MRO Championships 2023 - Rnd 3 @ Snetterton

## DFDS Yamaha Past Masters

### RACE 2 - STATISTICS

CLASS : R

2 Starters

#### Fastest Lap History

NO	NAME	LAP TIME	TIME OF DAY	LAP	VEHICLE
39	Robert KEOGH	<b>2:22.271</b>	11:11:52.169	2	Yamaha TZR 250
39	Robert KEOGH	<b>2:21.616</b>	11:14:13.785	3	Yamaha TZR 250
39	Robert KEOGH	<b>2:21.161</b>	11:16:34.946	4	Yamaha TZR 250

#### Leader History

NO	NAME	FROM LAP	LAPS LED	DISTANCE	VEHICLE
47	Roy ALDERSLADE	1	1	2.96 miles	Yamaha TZR 250
39	Robert KEOGH	2	4	11.87 miles	Yamaha TZR 250

**BMCRC - MRO Championships 2023 - Rnd 3 @ Snetterton**
**DFDS Yamaha Past Masters**
**RACE 13 - GRID (5 Laps)**

ROW 11		32	<b>19</b> Peter BRANTON	31	<b>87</b> Denise BUTTON		
ROW 10	30	<b>70</b> Andrew BURSCOUGH	29	<b>77</b> Adam COLLINS	28	<b>65</b> Nigel TERRY	
ROW 9		27	<b>42</b> Martin PEARSON	26	<b>53</b> Alan COATES	25	<b>69</b> Mark ELLERAY
ROW 8	24	<b>100</b> David COURT	23	<b>62</b> David PATERSON	22	<b>46</b> Kevin MARSHALL	
ROW 7		21	<b>36</b> Phil ZANUTTO	20	<b>333</b> Mark STUBBERFIELD	19	<b>47</b> Roy ALDERSLADE
ROW 6	18	<b>45</b> Peter MOORE	17	<b>43</b> Michael PINCHES	16	<b>73</b> Colvin TURNER	
ROW 5		15	<b>199</b> Michael FROST	14	<b>29</b> Derek CRIPPS	13	<b>26</b> Damian LEE
ROW 4	12	<b>72</b> John HAMILTON	11	<b>39</b> Robert KEOGH	10	<b>60</b> Danny GOUGH	
ROW 3		9	<b>117</b> Stuart HALL	8	<b>57</b> Geoff MOOK	7	<b>8</b> David BALL
ROW 2	6	<b>27</b> Richard HAYWARD	5	<b>28</b> Liam McCARTER	4	<b>74</b> Paul WHITBY	
ROW 1		3	<b>22</b> Rik BALLERINI	2	<b>51</b> Kevin WHOLEY	1	<b>13</b> Doug EDMONDSON
<b>Pole</b>							

Snetterton 300: 2.9689 miles

These results are provisional until the conclusion of any judicial and technical matters.

Clerk Of Course :	Stewards :	Timekeeper : Richard Evans
-------------------	------------	----------------------------

 Results can be found at [www.tsl-timing.com](http://www.tsl-timing.com)

Printed - 11:24 Sunday, 07 May 2023



**BMCRC - MRO Championships 2023 - Rnd 3 @ Snetterton**
**DFDS Yamaha Past Masters**
**RACE 13 - CLASSIFICATION**

POS	NO	CL	PIC NAME	ENTRY	LAPS	TIME	GAP	DIFF	MPH	BEST	ON
1	51		Kevin WHOLEY	Yamaha TZR - Twistgrip Motorcycles	2	4:28.536			79.60	2:12.481	2
2	74		Paul WHITBY	Yamaha TZR 250 - Greybridge Ltd	2	4:31.294	2.758	2.758	78.79	2:12.625	2
3	22		Rik BALLERINI	Yamaha TZR 250 - SCLS LTD, CAMBRIDGE MC, G	2	4:32.406	3.870	1.112	78.47	2:13.084	2
4	27		Richard HAYWARD	Yamaha TZR - GForce/Hayward R Ltd/SnapOn	2	4:39.844	11.308	7.438	76.38	2:16.164	2
5	57		Geoff MOOK	Yamaha TZR 250 -	2	4:42.891	14.355	3.047	75.56	2:18.651	2
6	28		Liam McCARTER	Yamaha TZR - Katie McCarter	2	4:44.964	16.428	2.073	75.01	2:16.958	2
7	29		Derek CRIPPS	Yamaha TZR - Team FBR	2	4:47.168	18.632	2.204	74.43	2:19.188	2
8	39	R	Robert KEOGH	Yamaha TZR 250 -	2	4:48.561	20.025	1.393	74.07	2:19.929	2
9	26	C	Damian LEE	Yamaha TZR 250 - Leed Autos	2	4:49.211	20.675	0.650	73.91	2:20.082	2
10	72	C	John HAMILTON	Yamaha TZR 250 - LW Racing	2	4:49.794	21.258	0.583	73.76	2:20.049	2
11	60	C	Danny GOUGH	Yamaha TZR 250 - G Force Motorcycles	2	4:51.546	23.010	1.752	73.31	2:19.923	2
12	333	C	Mark STUBBERFIELD	Yamaha TZR 250 - Polished concrete London	2	4:55.331	26.795	3.785	72.38	2:23.111	2
13	199	C	Michael FROST	Yamaha TZR 250 -	2	4:55.550	27.014	0.219	72.32	2:23.650	2
14	70		Andrew BURSCOUGH	Yamaha YPVS 350 - Mad biker designs/Martitanium	2	4:55.884	27.348	0.334	72.24	2:22.938	2
15	73	C	Colvin TURNER	Yamaha TZR 250 -	2	4:55.936	27.400	0.052	72.23	2:23.911	2
16	43	C	Michael PINCHES	Yamaha TZR 250 -	2	5:01.964	33.428	6.028	70.79	2:25.813	2
17	62	C	David PATERSON	Yamaha TZR 250 - The love of a good woman	2	5:05.017	36.481	3.053	70.08	2:28.982	2
18	46	C	Kevin MARSHALL	Yamaha TZR 250 - Stacey Processing	2	5:05.102	36.566	0.085	70.06	2:28.199	2
19	36	C	Phil ZANUTTO	Yamaha TZR 250 -	2	5:05.752	37.216	0.650	69.91	2:27.506	2
20	100	C	David COURT	Yamaha TZR 250 - www.ypmrc.co.uk	2	5:07.895	39.359	2.143	69.42	2:28.420	2
21	42	C	Martin PEARSON	Yamaha TZR 250 -	2	5:13.146	44.610	5.251	68.26	2:30.727	2
22	69	C	Mark ELLERAY	Yamaha TZR 250 - Abbot Solutions Ltd	2	5:13.502	44.966	0.356	68.18	2:32.065	2
23	53	C	Alan COATES	Yamaha TZR 250 - Clarendon Motorcycles Hull	2	5:15.787	47.251	2.285	67.69	2:31.374	2

**NOT CLASSIFIED**

DNF	65	C	Nigel TERRY	Yamaha TZR 250 - NTrap Garage Doors	1	2:43.324	1 Lap	1 Lap	65.44		
DNF	77	C	Adam COLLINS	Yamaha TZR 250 - 2 Cows Racing	1	2:44.593	1 Lap	1.269	64.93		
DNF	13		Doug EDMONDSON	Yamaha TZR 250 - Stan Stephens Tuning	0						
DNF	8		David BALL	Yamaha TZR 250 - Gardiner Page and Roe pension	0						

**NOT STARTED**

NS	117		Stuart HALL	Yamaha TZR 250 -							
NS	47	R	Roy ALDERSLADE	Yamaha TZR 250 -							

**FASTEST LAP**

51			Kevin WHOLEY	Yamaha TZR - Twistgrip Motorcycles	2	2:12.481	80.67 mph	129.83 kph
60	C		Danny GOUGH	Yamaha TZR 250 - G Force Motorcycles	2	2:19.923	76.38 mph	122.93 kph
39	R		Robert KEOGH	Yamaha TZR 250 -	2	2:19.929	76.38 mph	122.92 kph

Class - 92.5% of Race Speed = 73.63 mph  
 Class R - 92.5% of Race Speed = 68.51 mph  
 Class C - 92.5% of Race Speed = 68.36 mph  
 Red Flag (end of session): 15:06

Race Distance: 2 Laps / 5.93 miles

Snetterton 300: 2.9689 miles

Weather / Track : Sunny / Dry

These results are provisional until the conclusion of any judicial and technical matters.

Date: 07/05/2023 Start: 15:01 Finish: 15:05

Clerk Of Course :	Stewards :	Timekeeper : Richard Evans
-------------------	------------	----------------------------

 Results can be found at [www.tsl-timing.com](http://www.tsl-timing.com)

Printed - 15:19 Sunday, 07 May 2023



# BMCRC - MRO Championships 2023 - Rnd 3 @ Snetterton

## DFDS Yamaha Past Masters

### RACE 13 - LAP CHART

#### LAP 1 @ 15:03:32.059

NO	BEHIND	LAP TIME
51		2:16.055
74	2.614	2:18.669
22	3.267	2:19.322
27	7.625	2:23.680
57	8.185	2:24.240
29	11.925	2:27.980
28	11.951	2:28.006
39	12.577	2:28.632
26	13.074	2:29.129
72	13.690	2:29.745
60	15.568	2:31.623
199	15.845	2:31.900
73	15.970	2:32.025
333	16.165	2:32.220
70	16.891	2:32.946
62	19.980	2:36.035
43	20.096	2:36.151
46	20.848	2:36.903
36	22.191	2:38.246
100	23.420	2:39.475
69	25.382	2:41.437
42	26.364	2:42.419
65	27.269	2:43.324
53	28.358	2:44.413
77	28.538	2:44.593

#### LAP 2 @ 15:05:44.540

NO	BEHIND	LAP TIME
51		2:12.481
74	2.758	2:12.625
22	3.870	2:13.084
27	11.308	2:16.164
57	14.355	2:18.651
28	16.428	2:16.958
29	18.632	2:19.188
39	20.025	2:19.929
26	20.675	2:20.082
72	21.258	2:20.049
60	23.010	2:19.923
333	26.795	2:23.111
199	27.014	2:23.650
70	27.348	2:22.938
73	27.400	2:23.911
43	33.428	2:25.813
62	36.481	2:28.982
46	36.566	2:28.199
36	37.216	2:27.506
100	39.359	2:28.420
42	44.610	2:30.727
69	44.966	2:32.065
53	47.251	2:31.374

# BMCRRC - MRO Championships 2023 - Rnd 3 @ Snetterton

## DFDS Yamaha Past Masters

### RACE 13 - POSITION CHART

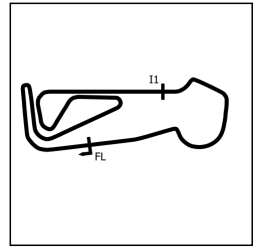
No	Name	Lap	←	↻
		Pos		
13	EDMONDSON	1	51	51
51	WHOLEY	2	74	74
22	BALLERINI	3	22	22
74	WHITBY	4	27	27
28	McCARTER	5	57	57
27	HAYWARD	6	29	28
8	BALL	7	28	29
57	MOOK	8	39	39
117	HALL	9	26	26
60	GOUGH	10	72	72
39	KEOGH	11	60	60
72	HAMILTON	12	199	333
26	LEE	13	73	199
29	CRIPPS	14	333	70
199	FROST	15	70	73
73	TURNER	16	62	43
43	PINCHES	17	43	62
47	ALDERSLADE	18	46	46
333	STUBBERFIELD	19	36	36
36	ZANUTTO	20	100	100
46	MARSHALL	21	69	42
62	PATERSON	22	42	69
100	COURT	23	65	53
69	ELLERAY	24	53	
53	COATES	25	77	
42	PEARSON	26		
65	TERRY	27		
77	COLLINS	28		
70	BURSCOUGH	29		



# BMCRC - MRO Championships 2023 - Rnd 3 @ Snetterton

## DFDS Yamaha Past Masters

### RACE 13 - SECTOR ANALYSIS



SECTOR 1 = FL to I1, SECTOR 2 = I1 to FL, DIFF = Difference To Personal Best Lap, P = Crossed Finish Line in Pit Lane, D = Time Disallowed

<b>P1</b>	<b>51</b>	<b>Kevin WHOLEY</b>	Yamaha TZR - Twistgrip Motorcycles			
IDEAL LAP TIME : 2:11.623		BEST LAP TIME : 2:12.481		DIFFERENCE : 0.858		
LAP	SECTOR 1	SECTOR 2	LAP TIME	MPH	DIFF	TIME OF DAY
1 -		<b>44.109</b>	2:16.055	78.55	3.574	15:03:32.059
2 -	<b>1:27.514</b>	44.967	<b>2:12.481 (1)</b>	<b>80.67</b>		<b>15:05:44.540</b>

<b>P2</b>	<b>74</b>	<b>Paul WHITBY</b>	Yamaha TZR 250 - Greybridge Ltd			
IDEAL LAP TIME : 2:12.625		BEST LAP TIME : 2:12.625		DIFFERENCE : 0.000		
LAP	SECTOR 1	SECTOR 2	LAP TIME	MPH	DIFF	TIME OF DAY
1 -		44.388	2:18.669	77.07	6.044	15:03:34.673
2 -	<b>1:28.398</b>	<b>44.227</b>	<b>2:12.625 (1)</b>	<b>80.58</b>		<b>15:05:47.298</b>

<b>P3</b>	<b>22</b>	<b>Rik BALLERINI</b>	Yamaha TZR 250 - SCLS LTD, CAMBRIDGE MC, GECKO RAC			
IDEAL LAP TIME : 2:12.974		BEST LAP TIME : 2:13.084		DIFFERENCE : 0.110		
LAP	SECTOR 1	SECTOR 2	LAP TIME	MPH	DIFF	TIME OF DAY
1 -		<b>44.822</b>	2:19.322	76.71	6.238	15:03:35.326
2 -	<b>1:28.152</b>	44.932	<b>2:13.084 (1)</b>	<b>80.31</b>		<b>15:05:48.410</b>

<b>P4</b>	<b>27</b>	<b>Richard HAYWARD</b>	Yamaha TZR - GForce/Hayward R Ltd/SnapOn			
IDEAL LAP TIME : 2:16.164		BEST LAP TIME : 2:16.164		DIFFERENCE : 0.000		
LAP	SECTOR 1	SECTOR 2	LAP TIME	MPH	DIFF	TIME OF DAY
1 -		45.683	2:23.680	74.38	7.516	15:03:39.684
2 -	<b>1:30.824</b>	<b>45.340</b>	<b>2:16.164 (1)</b>	<b>78.49</b>		<b>15:05:55.848</b>

<b>P5</b>	<b>57</b>	<b>Geoff MOOK</b>	Yamaha TZR 250 -			
IDEAL LAP TIME : 2:17.721		BEST LAP TIME : 2:18.651		DIFFERENCE : 0.930		
LAP	SECTOR 1	SECTOR 2	LAP TIME	MPH	DIFF	TIME OF DAY
1 -		<b>45.753</b>	2:24.240	74.09	5.589	15:03:40.244
2 -	<b>1:31.968</b>	46.683	<b>2:18.651 (1)</b>	<b>77.08</b>		<b>15:05:58.895</b>

<b>P6</b>	<b>28</b>	<b>Liam McCARTER</b>	Yamaha TZR - Katie McCarter			
IDEAL LAP TIME : 2:16.958		BEST LAP TIME : 2:16.958		DIFFERENCE : 0.000		
LAP	SECTOR 1	SECTOR 2	LAP TIME	MPH	DIFF	TIME OF DAY
1 -		47.931	2:28.006	72.21	11.048	15:03:44.010
2 -	<b>1:30.824</b>	<b>46.134</b>	<b>2:16.958 (1)</b>	<b>78.03</b>		<b>15:06:00.968</b>

<b>P7</b>	<b>29</b>	<b>Derek CRIPPS</b>	Yamaha TZR - Team FBR			
IDEAL LAP TIME : 2:19.188		BEST LAP TIME : 2:19.188		DIFFERENCE : 0.000		
LAP	SECTOR 1	SECTOR 2	LAP TIME	MPH	DIFF	TIME OF DAY
1 -		47.046	2:27.980	72.22	8.792	15:03:43.984
2 -	<b>1:33.079</b>	<b>46.109</b>	<b>2:19.188 (1)</b>	<b>76.78</b>		<b>15:06:03.172</b>

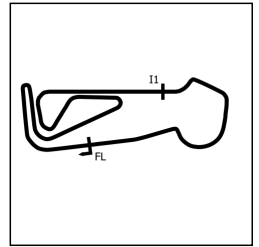
<b>P8</b>	<b>39 R</b>	<b>Robert KEOGH</b>	Yamaha TZR 250 -			
IDEAL LAP TIME : 2:19.929		BEST LAP TIME : 2:19.929		DIFFERENCE : 0.000		
LAP	SECTOR 1	SECTOR 2	LAP TIME	MPH	DIFF	TIME OF DAY
1 -		47.991	2:28.632	71.90	8.703	15:03:44.636
2 -	<b>1:33.117</b>	<b>46.812</b>	<b>2:19.929 (1)</b>	<b>76.38</b>		<b>15:06:04.565</b>

<b>P9</b>	<b>26 C</b>	<b>Damian LEE</b>	Yamaha TZR 250 - Leed Autos			
IDEAL LAP TIME : 2:20.082		BEST LAP TIME : 2:20.082		DIFFERENCE : 0.000		
LAP	SECTOR 1	SECTOR 2	LAP TIME	MPH	DIFF	TIME OF DAY
1 -		47.317	2:29.129	71.66	9.047	15:03:45.133
2 -	<b>1:33.405</b>	<b>46.677</b>	<b>2:20.082 (1)</b>	<b>76.29</b>		<b>15:06:05.215</b>

# BMCRC - MRO Championships 2023 - Rnd 3 @ Snetterton

## DFDS Yamaha Past Masters

### RACE 13 - SECTOR ANALYSIS



SECTOR 1 = FL to I1, SECTOR 2 = I1 to FL, DIFF = Difference To Personal Best Lap, P = Crossed Finish Line in Pit Lane, D = Time Disallowed

<b>P10</b>	<b>72 C</b>	<b>John HAMILTON</b>	Yamaha TZR 250 - LW Racing			
IDEAL LAP TIME : 2:20.049		BEST LAP TIME : 2:20.049		DIFFERENCE : 0.000		
LAP	SECTOR 1	SECTOR 2	LAP TIME	MPH	DIFF	TIME OF DAY
1 -		47.819	2:29.745	71.37	9.696	15:03:45.749
2 -	<b>1:33.569</b>	<b>46.480</b>	<b>2:20.049 (1)</b>	<b>76.31</b>		<b>15:06:05.798</b>

<b>P11</b>	<b>60 C</b>	<b>Danny GOUGH</b>	Yamaha TZR 250 - G Force Motorcycles			
IDEAL LAP TIME : 2:19.923		BEST LAP TIME : 2:19.923		DIFFERENCE : 0.000		
LAP	SECTOR 1	SECTOR 2	LAP TIME	MPH	DIFF	TIME OF DAY
1 -		49.435	2:31.623	70.49	11.700	15:03:47.627
2 -	<b>1:33.065</b>	<b>46.858</b>	<b>2:19.923 (1)</b>	<b>76.38</b>		<b>15:06:07.550</b>

<b>P12</b>	<b>333 C</b>	<b>Mark STUBBERFIELD</b>	Yamaha TZR 250 - Polished concrete London			
IDEAL LAP TIME : 2:21.846		BEST LAP TIME : 2:23.111		DIFFERENCE : 1.265		
LAP	SECTOR 1	SECTOR 2	LAP TIME	MPH	DIFF	TIME OF DAY
1 -		<b>47.333</b>	2:32.220	70.21	9.109	15:03:48.224
2 -	<b>1:34.513</b>	48.598	<b>2:23.111 (1)</b>	<b>74.68</b>		<b>15:06:11.335</b>

<b>P13</b>	<b>199 C</b>	<b>Michael FROST</b>	Yamaha TZR 250 -			
IDEAL LAP TIME : 2:23.650		BEST LAP TIME : 2:23.650		DIFFERENCE : 0.000		
LAP	SECTOR 1	SECTOR 2	LAP TIME	MPH	DIFF	TIME OF DAY
1 -		48.280	2:31.900	70.36	8.250	15:03:47.904
2 -	<b>1:35.379</b>	<b>48.271</b>	<b>2:23.650 (1)</b>	<b>74.40</b>		<b>15:06:11.554</b>

<b>P14</b>	<b>70</b>	<b>Andrew BURSCOUGH</b>	Yamaha YPVS 350 - Mad biker designs/Martitanium			
IDEAL LAP TIME : 2:22.333		BEST LAP TIME : 2:22.938		DIFFERENCE : 0.605		
LAP	SECTOR 1	SECTOR 2	LAP TIME	MPH	DIFF	TIME OF DAY
1 -		<b>47.731</b>	2:32.946	69.88	10.008	15:03:48.950
2 -	<b>1:34.602</b>	48.336	<b>2:22.938 (1)</b>	<b>74.77</b>		<b>15:06:11.888</b>

<b>P15</b>	<b>73 C</b>	<b>Colvin TURNER</b>	Yamaha TZR 250 -			
IDEAL LAP TIME : 2:23.741		BEST LAP TIME : 2:23.911		DIFFERENCE : 0.170		
LAP	SECTOR 1	SECTOR 2	LAP TIME	MPH	DIFF	TIME OF DAY
1 -		<b>48.716</b>	2:32.025	70.30	8.114	15:03:48.029
2 -	<b>1:35.025</b>	48.886	<b>2:23.911 (1)</b>	<b>74.26</b>		<b>15:06:11.940</b>

<b>P16</b>	<b>43 C</b>	<b>Michael PINCHES</b>	Yamaha TZR 250 -			
IDEAL LAP TIME : 2:25.813		BEST LAP TIME : 2:25.813		DIFFERENCE : 0.000		
LAP	SECTOR 1	SECTOR 2	LAP TIME	MPH	DIFF	TIME OF DAY
1 -		50.278	2:36.151	68.44	10.338	15:03:52.155
2 -	<b>1:35.961</b>	<b>49.852</b>	<b>2:25.813 (1)</b>	<b>73.29</b>		<b>15:06:17.968</b>

<b>P17</b>	<b>62 C</b>	<b>David PATERSON</b>	Yamaha TZR 250 - The love of a good woman			
IDEAL LAP TIME : 2:28.982		BEST LAP TIME : 2:28.982		DIFFERENCE : 0.000		
LAP	SECTOR 1	SECTOR 2	LAP TIME	MPH	DIFF	TIME OF DAY
1 -		50.845	2:36.035	68.49	7.053	15:03:52.039
2 -	<b>1:38.668</b>	<b>50.314</b>	<b>2:28.982 (1)</b>	<b>71.74</b>		<b>15:06:21.021</b>

<b>P18</b>	<b>46 C</b>	<b>Kevin MARSHALL</b>	Yamaha TZR 250 - Stacey Processing			
IDEAL LAP TIME : 2:28.042		BEST LAP TIME : 2:28.199		DIFFERENCE : 0.157		
LAP	SECTOR 1	SECTOR 2	LAP TIME	MPH	DIFF	TIME OF DAY
1 -		<b>49.934</b>	2:36.903	68.11	8.704	15:03:52.907
2 -	<b>1:38.108</b>	50.091	<b>2:28.199 (1)</b>	<b>72.11</b>		<b>15:06:21.106</b>

# BMCRC - MRO Championships 2023 - Rnd 3 @ Snetterton

## DFDS Yamaha Past Masters

### RACE 13 - SECTOR ANALYSIS



SECTOR 1 = FL to I1, SECTOR 2 = I1 to FL, DIFF = Difference To Personal Best Lap, P = Crossed Finish Line in Pit Lane, D = Time Disallowed

<b>P19</b>	<b>36 C</b>	<b>Phil ZANUTTO</b>	Yamaha TZR 250 -			
IDEAL LAP TIME : 2:27.506		BEST LAP TIME : 2:27.506	DIFFERENCE : 0.000			
LAP	SECTOR 1	SECTOR 2	LAP TIME	MPH	DIFF	TIME OF DAY
1 -		50.199	2:38.246	67.54	10.740	15:03:54.250
2 -	<b>1:37.773</b>	<b>49.733</b>	<b>2:27.506 (1)</b>	<b>72.45</b>		<b>15:06:21.756</b>
<b>P20</b>	<b>100 C</b>	<b>David COURT</b>	Yamaha TZR 250 - www.ypmrc.co.uk			
IDEAL LAP TIME : 2:28.420		BEST LAP TIME : 2:28.420	DIFFERENCE : 0.000			
LAP	SECTOR 1	SECTOR 2	LAP TIME	MPH	DIFF	TIME OF DAY
1 -		49.816	2:39.475	67.02	11.055	15:03:55.479
2 -	<b>1:38.939</b>	<b>49.481</b>	<b>2:28.420 (1)</b>	<b>72.01</b>		<b>15:06:23.899</b>
<b>P21</b>	<b>42 C</b>	<b>Martin PEARSON</b>	Yamaha TZR 250 -			
IDEAL LAP TIME : 2:30.727		BEST LAP TIME : 2:30.727	DIFFERENCE : 0.000			
LAP	SECTOR 1	SECTOR 2	LAP TIME	MPH	DIFF	TIME OF DAY
1 -		51.986	2:42.419	65.80	11.692	15:03:58.423
2 -	<b>1:39.257</b>	<b>51.470</b>	<b>2:30.727 (1)</b>	<b>70.91</b>		<b>15:06:29.150</b>
<b>P22</b>	<b>69 C</b>	<b>Mark ELLERAY</b>	Yamaha TZR 250 - Abbot Solutions Ltd			
IDEAL LAP TIME : 2:31.612		BEST LAP TIME : 2:32.065	DIFFERENCE : 0.453			
LAP	SECTOR 1	SECTOR 2	LAP TIME	MPH	DIFF	TIME OF DAY
1 -		<b>51.038</b>	2:41.437	66.20	9.372	15:03:57.441
2 -	<b>1:40.574</b>	51.491	<b>2:32.065 (1)</b>	<b>70.28</b>		<b>15:06:29.506</b>
<b>P23</b>	<b>53 C</b>	<b>Alan COATES</b>	Yamaha TZR 250 - Clarendon Motorcycles Hull			
IDEAL LAP TIME : 2:31.374		BEST LAP TIME : 2:31.374	DIFFERENCE : 0.000			
LAP	SECTOR 1	SECTOR 2	LAP TIME	MPH	DIFF	TIME OF DAY
1 -		52.274	2:44.413	65.00	13.039	15:04:00.417
2 -	<b>1:40.908</b>	<b>50.466</b>	<b>2:31.374 (1)</b>	<b>70.60</b>		<b>15:06:31.791</b>
<b>P24</b>	<b>65 C</b>	<b>Nigel TERRY</b>	Yamaha TZR 250 - NTrap Garage Doors			
IDEAL LAP TIME : 2:35.323		BEST LAP TIME :	DIFFERENCE :			
LAP	SECTOR 1	SECTOR 2	LAP TIME	MPH	DIFF	TIME OF DAY
1 -		<b>51.136</b>	2:43.324	65.44		15:03:59.328
<b>P25</b>	<b>77 C</b>	<b>Adam COLLINS</b>	Yamaha TZR 250 - 2 Cows Racing			
IDEAL LAP TIME : 2:34.555		BEST LAP TIME :	DIFFERENCE :			
LAP	SECTOR 1	SECTOR 2	LAP TIME	MPH	DIFF	TIME OF DAY
1 -		<b>51.506</b>	2:44.593	64.93		15:04:00.597

# BMCRC - MRO Championships 2023 - Rnd 3 @ Snetterton

## DFDS Yamaha Past Masters

### RACE 13 - BEST SECTORS

SECTOR 1			SECTOR 2			IDEAL / BEST COMPARISON						
POS	NO	NAME	TIME	NO	NAME	TIME	POS	NO	NAME	IDEAL	BEST	DIFF
									<b>PERFECT LAP</b>	<b>2:11.623</b>		
1	51	WHOLEY	1:27.514	51	WHOLEY	44.109	1	51	WHOLEY	2:11.623	2:12.481	0.858
2	22	BALLERINI	1:28.152	74	WHITBY	44.227	2	74	WHITBY	2:12.625	2:12.625	0.000
3	74	WHITBY	1:28.398	22	BALLERINI	44.822	3	22	BALLERINI	2:12.974	2:13.084	0.110
4	27	HAYWARD	1:30.824	27	HAYWARD	45.340	4	27	HAYWARD	2:16.164	2:16.164	0.000
5	28	McCARTER	1:30.824	57	MOOK	45.753	5	28	McCARTER	2:16.958	2:16.958	0.000
6	57	MOOK	1:31.968	29	CRIPPS	46.109	6	57	MOOK	2:17.721	2:18.651	0.930
7	60	GOUGH	1:33.065	28	McCARTER	46.134	7	29	CRIPPS	2:19.188	2:19.188	0.000
8	29	CRIPPS	1:33.079	72	HAMILTON	46.480	8	60	GOUGH	2:19.923	2:19.923	0.000
9	39	KEOGH	1:33.117	26	LEE	46.677	9	39	KEOGH	2:19.929	2:19.929	0.000
10	26	LEE	1:33.405	39	KEOGH	46.812	10	72	HAMILTON	2:20.049	2:20.049	0.000
11	72	HAMILTON	1:33.569	60	GOUGH	46.858	11	26	LEE	2:20.082	2:20.082	0.000
12	333	STUBBERFIELD	1:34.513	333	STUBBERFIELD	47.333	12	333	STUBBERFIELD	2:21.846	2:23.111	1.265
13	70	BURSCOUGH	1:34.602	70	BURSCOUGH	47.731	13	70	BURSCOUGH	2:22.333	2:22.938	0.605
14	73	TURNER	1:35.025	199	FROST	48.271	14	199	FROST	2:23.650	2:23.650	0.000
15	199	FROST	1:35.379	73	TURNER	48.716	15	73	TURNER	2:23.741	2:23.911	0.170
16	43	PINCHES	1:35.961	100	COURT	49.481	16	43	PINCHES	2:25.813	2:25.813	0.000
17	36	ZANUTTO	1:37.773	36	ZANUTTO	49.733	17	36	ZANUTTO	2:27.506	2:27.506	0.000
18	46	MARSHALL	1:38.108	43	PINCHES	49.852	18	46	MARSHALL	2:28.042	2:28.199	0.157
19	62	PATERSON	1:38.668	46	MARSHALL	49.934	19	100	COURT	2:28.420	2:28.420	0.000
20	100	COURT	1:38.939	62	PATERSON	50.314	20	62	PATERSON	2:28.982	2:28.982	0.000
21	42	PEARSON	1:39.257	53	COATES	50.466	21	42	PEARSON	2:30.727	2:30.727	0.000
22	69	ELLERAY	1:40.574	69	ELLERAY	51.038	22	53	COATES	2:31.374	2:31.374	0.000
23	53	COATES	1:40.908	65	TERRY	51.136	23	69	ELLERAY	2:31.612	2:32.065	0.453
24	77	COLLINS	1:43.049	42	PEARSON	51.470	24	77	COLLINS	2:34.555		
25	65	TERRY	1:44.187	77	COLLINS	51.506	25	65	TERRY	2:35.323		
26												
27												

# BMCRC - MRO Championships 2023 - Rnd 3 @ Snetterton

## DFDS Yamaha Past Masters

### RACE 13 - STATISTICS

**Competitors Started** 27  
**Planned Start** 2023-05-07 @ 14:50:00.000  
**Actual Start** 2023-05-07 @ 15:01:16.003  
**Finish Time** 2023-05-07 @ 15:05:44.539  
**Track Length** 2.9689mi.  
**Total Laps** 48  
**Total Distance Covered** 142.5077mi.

#### Session Fastest Lap History

NO	CL	NAME	LAP TIME	TIME OF DAY	LAP	VEHICLE
51		Kevin WHOLEY	2:12.481	15:05:44.562	2	Yamaha TZR

#### Session Leader History

NO	CL	NAME	FROM LAP	LAPS LED	DISTANCE	VEHICLE
51		Kevin WHOLEY	1	2	5.93 miles	Yamaha TZR

#### Flag History

TYPE	TIME OF DAY
GREEN	15:01:16.003
FINISH	15:05:44.539

#### Flag Statistics

TYPE	COUNT	TOTAL LAPS	TOTAL TIME
Green	1	2	6:10.085
Red	0	0	0.000
Safety Car	0	0	0.000
FCY	0	0	0.000

# BMCRC - MRO Championships 2023 - Rnd 3 @ Snetterton

## DFDS Yamaha Past Masters

### RACE 13 - STATISTICS

**CLASS :**

10 Starters

#### Fastest Lap History

NO	NAME	LAP TIME	TIME OF DAY	LAP	VEHICLE
51	Kevin WHOLEY	2:12.481	15:05:44.562	2	Yamaha TZR

#### Leader History

NO	NAME	FROM LAP	LAPS LED	DISTANCE	VEHICLE
51	Kevin WHOLEY	1	2	5.93 miles	Yamaha TZR

# BMCRC - MRO Championships 2023 - Rnd 3 @ Snetterton

## DFDS Yamaha Past Masters

### RACE 13 - STATISTICS

**CLASS : C**

16 Starters

#### Fastest Lap History

NO	NAME	LAP TIME	TIME OF DAY	LAP	VEHICLE
26	Damian LEE	<b>2:20.082</b>	15:06:05.220	2	Yamaha TZR 250
72	John HAMILTON	<b>2:20.049</b>	15:06:05.822	2	Yamaha TZR 250
60	Danny GOUGH	<b>2:19.923</b>	15:06:07.571	2	Yamaha TZR 250

#### Leader History

NO	NAME	FROM LAP	LAPS LED	DISTANCE	VEHICLE
26	Damian LEE	1	2	5.93 miles	Yamaha TZR 250

# BMCRC - MRO Championships 2023 - Rnd 3 @ Snetterton

## DFDS Yamaha Past Masters

### RACE 13 - STATISTICS

**CLASS : R**

1 Starters

#### Fastest Lap History

NO	NAME	LAP TIME	TIME OF DAY	LAP	VEHICLE
39	Robert KEOGH	<b>2:19.929</b>	15:06:04.573	2	Yamaha TZR 250

#### Leader History

NO	NAME	FROM LAP	LAPS LED	DISTANCE	VEHICLE
39	Robert KEOGH	1	2	5.93 miles	Yamaha TZR 250